

2002 MARYLAND PRESEASON PROSPECTUS

Table Of Contents

2002-03 Quick Facts.....	IFC
Comcast Center	IFC
Table of Contents.....	1
Preseason Notebook	1
Preseason Outlook	2
Roster Information	4
Head Coach Gary Williams.....	5
Basketball Coaching Staff.....	7
Player Profiles.....	8
Steve Blake	8
Tahj Holden	9
Calvin McCall	10
Drew Nicholas	11
Ryan Randle	12
Andre Collins.....	13
Mike Grinnon.....	13
2002-03 Newcomers.....	14
Review Notebook.....	15
2001-02 Results.....	16
2001-02 Statistics	17
2001-02 NCAA, ACC Statistics.....	18
Points-Rebounds-Assists.....	18
Team Game-by-Game Statistics....	19
Team & Individual Superlatives.....	20
Miscellaneous Stats, Tendencies..	21
Game Recaps & Box Scores	22
Maryland's March.....	IBC

2002-03 Preseason Notebook

How to defend a national championship? Put four seniors into your starting lineup, boast one of the country's top playmaking point guards and an experienced backcourt, and bring to campus one of the most heralded recruiting classes in recent history. That, while moving into the Terrapins' new state-of-the-art 17,100-seat showplace called the Comcast Center, is the formula put together by 2002 national champion coach and ACC coach of the year **Gary Williams** ...



Maryland's 2002 national championship banner will move from Cole Field House to the Comcast Center this fall, just in time for Midnight Madness and a Nov. 12 nationally televised (ESPN) exhibition game with the Harlem Globetrotters ... the Terps will begin defense of their title in a regular season opening game at the Comcast Center vs. Miami-Ohio, also on ESPN ... against the Red Hawks, Maryland hopes to continue its non-league consecutive game home court win streak which now stands at 84 games – all at Cole Field House and dating to its last non-conference home defeat on Dec. 12, 1989 ... Maryland enters the season with an 18-game home win streak overall, including its 15-0 home campaign in the final season at Cole ... the Terrapins are 87-1 against non-league competition in College Park since Williams took over the helm in 1989-90 ... challenging that record and the consecutive game win streak in '02-03 will be Miami-Ohio (Nov. 24), The Citadel (Nov. 27), Duquesne (Nov. 30), Florida (Dec. 14), UMBC (Dec. 23), Wagner (Jan. 4), Hampton (Jan. 8) and Loyola (Feb. 3) ...

Defending its Atlantic Coast Conference regular season title, Maryland plans to finish among the league's upper echelon (top four) for the 11th straight season dating to 1993 ... Maryland has finished third or better in every season since 1998 ...

The Terrapins have qualified for nine consecutive NCAA Tournaments ... they have advanced to at least the Sweet Sixteen in four of the last five seasons, and six of the last nine since 1994 ... combining the last two seasons, Maryland has advanced to two Final Fours, finished with No. 1 and No. 4 national rankings, won an ACC regular season title and finished the 2002 season undefeated at home ... since Feb. 17, 2001, Maryland has a combined record of 42-6, with all six losses coming on the road to teams which finished in last season's Top 25 ...


The championship team of 2002 was heralded as being the nation's first champion since 1978 without as many as even one McDonald's All-American ... the Terps welcome a bevy of top young talent in 2002-03, though, led by USA Today and McDonald's prep All-America forward **Travis Garrison** ... the 6-9 product of nearby powerhouse DeMatha High School leads a quintet of Top 100 stars which should help Maryland overcome the loss of four starters ... joining Garrison are JC transfer **Jamar Smith** of Allegany College, **Nik Caner-Medley** (Portland, Maine), **John Gilchrist** (Virginia Beach, Va.) and **Chris McCray** (Capital Heights, Md.) ...

Back to the seniors ... while critics will point to the loss of four top scorers, optimists will consider Maryland's depth during its Final Four runs of 2001 and 2002, and five seniors who return for 2002-03 ... four of those seniors – **Steve Blake**, **Tahj Holden**, **Drew Nicholas** and **Ryan Randle** — could start, and the fifth, ex-quarterback **Calvin McCall**, has risen to a level of providing considerable backcourt assistance ...

What guiding force in any championship season is more acknowledged than a proven, experienced backcourt? ... All-America candidate **Steve Blake** enters his senior season with no less than 105 starts during his college career including 16 NCAA Tournament games ... he already is ninth in ACC history with 751 assists, and an average season will make him just the fourth player in college history with over 1,000 career assists (Hurley, Corchiani, Cota) ... he already owns virtually all of Maryland's assists records, and currently ranks sixth and seventh in school history in steals (184) and 3-pointers (118) ... he averaged 8.0 points as a junior and owns a 7.3-point scoring clip for his career ... he needs 221 points and 249 assists to reach the 1,000 plateau in both categories ... he is the nation's leading career assist man entering his senior season ...

Gone is Juan Dixon but back is **Drew Nicholas** and the Terps again boast one of the ACC's most lethal combo scoring guards ... Nicholas may have been the Terps' best outside scoring threat over the past three seasons, but behind upperclassmen Dixon and Byron Mouton the last two years, Nicholas also became Maryland's most versatile performer ... as a senior, he enters his final college season already ranked ninth on the Terps' career 3-point scoring chart (103) ... like Blake, he has played in every one of 107 games over the past three seasons, logging double figure minutes in 99 of those games and averaging over 20 minutes during last year's championship run ... he averaged 7.1 points as a junior, but don't be surprised to see that figure double during his senior year ...

And what of Maryland's frontcourt rotation that was feared by an entire nation the past two seasons? Yes, Lonny Baxter and Chris Wilcox were both taken in the 2002 NBA draft, but back are **Tahj Holden** and **Ryan Randle** who both played exceptional roles during last year's Final Four win over Kansas ... Holden has been an off-and-on starter over the past two seasons and Randle's numbers were remarkably productive for a JC transfer who contributed just under 10 minutes per game ... both could start this year and by season's end, could be joined by developing newcomers ... Maryland's frontcourt should remain solid in the interior, yet may add a quicker, more versatile inside-outside dimension with the shooting abilities of Holden, Garrison and Smith.



For everything you ever wanted to know about the Terps, check out:

umterps.com



news, stats, photos,
results, profiles, polls,
scores, features, tickets.

Prospectus Credits

The 2002-03 Maryland men's basketball preseason prospectus was written and edited by Kevin Messenger, Associate Director of Media Relations. Design and layout by Jason Yellin, Publications Coordinator/Assistant Director of Media Relations. Cover design by John Schaffhauser. Photos by Lisa Helfert, Bruce L. Schwartzman and Bill Vaughan. Printing by Ambrose Printing.

2002 NATIONAL CHAMPIONS

PRESEASON OUTLOOK

When the Maryland Terrapins take the floor of the Comcast Center to open the 2002-03 men's basketball season, it will not be the same team that captured the NCAA Final Four with wins over Kansas and Indiana last March in Atlanta. That is true.

Gone are four starters and the team's top four scorers. That is what critics and prognosticators will say when they evaluate the 2002-03 Terrapins without looking any further than last season's final stat sheet.

What is important, however, is a look at who does return. And who joins them. And the program which has been built since 1989-90 by the alum-turned-coach who lifted Maryland from the depths of NCAA sanctions through a series of NCAA Tournament appearances over each of the last nine straight seasons.

Maryland returns one of the nation's premier playmaker in senior point guard **Steve Blake**. Blake, with 107 games and 105 starts under his belt including 16 NCAA Tournament games (only eight players in college history have ever played in more than 20 NCAA games, by the way), is an average season from becoming just the fourth player in NCAA history to eclipse 1,000 assists. Again, critics will point to his lack of scoring. Blake, however, averaged eight points per game last season. Just one more bucket per game as a senior will produce a double-figure scorer who will challenge for the nation's lead in assists for a second straight season. His 7.9 assists last year were tops in the Atlantic Coast Conference for a second straight year, a new school record, and second-best in the country.

And aren't most championships built on experienced guard play? Or so they say? Add to Blake the presence of multi-talented shooting guard **Drew Nicholas** and the Terrapins boast one of the most experienced backcourts in the country.

Critics will say, too, that Nicholas wasn't even a starter. And he only averaged 7.1 points last season. But a closer look will reveal perhaps the Terps' most deadly long-range shooter the past two seasons and a player who juggled three different roles while rotating behind Blake, Juan Dixon and Byron Mouton as the team's most versatile player. So, this season, with Nicholas likely entrenched as the club's top shooting guard and still available to rotate as a swingman, his playing time will increase from its 20.3 minutes as a junior — and thus so will his scoring increase. His experience is virtually equal to that of Blake, minus the time on the floor at the opening tip. Nicholas also has appeared in 107 college games and 16 NCAA Tournament games. Last year's national championship was won while Nicholas contributed 21.5 minutes through the NCAA Tournament.

O.K., so the Terps may actually be well-stocked at the guards, but "how about the post," the critics will ask?

Yes, Lonny Baxter and Chris Wilcox have departed for the NBA. But those same experts must ask themselves, "what was probably been the Terps' greatest strength during their NCAA runs of the past two seasons?" The answer— depth in the post. And no, it's not all gone.

Maryland has employed a physical, brutish, talented front line of four rotating bodies each of the last two seasons. And while this season's cast may not carry the same national acclaim to start the season, the returning pair of post players plus the incoming group of players may well return that rotation to the same status as years past — and create concern and havoc for opposing coaches.

Tahj Holden was a part-time starter as a junior, starting 10 straight games before Chris Wilcox returned to the lineup to begin play in the ACC. Holden presents an interesting contrast — the team's biggest and most physical force defensively, he also shoots a 3-point ball with 45 percent accuracy for his career. And his best play has come in Maryland's biggest games (Stanford and Kansas, among others).

Holden is likely to be joined by a fourth senior, **Ryan Randle**, who although he averaged just 9.6 minutes last season, he also had averages of 3.8 points, 3.1 rebounds and 0.5 blocks. You do

that math. Over a 20-minute game, and second-year player would easily combine for over seven points and six rebounds, and at least one blocked shot, every game. And that was in his first Division I season.

So with those four returning seniors, a formidable starting lineup can begin to take shape despite its critics.

Maryland's depth the past two seasons has steadied Williams and the Terrapins for another run at an ACC title in 2002-03, but its biggest question obviously does surround the development of its youth. Depth won't be what it has been without that development. And defense of an ACC and NCAA title will be difficult without that depth.

"I don't think anybody in the country lost more than we did," said Williams while assessing his team's future following last season's championship. "All four of our guys that we lost were great players here. But you don't replace them immediately. It takes time."

The question is, "how much time?"

Maryland's 2002-03 squad may face, in fact, a similar test as what its 1999-00 club encountered just three seasons ago. Facing the loss of three NBA draft picks including NBA co-rookie of the year Steve Francis, the Terps regrouped behind Williams to win nine straight ACC games in one stretch, advance to the ACC final and finish 25-10.

Said Williams about comparisons with his club of 2000, "Steve Blake had to start as a freshman point guard. We still had a great player in Terence Morris, but you couldn't put high expectations on that team because we were called unproven. Just like this year, even though we have a title under our belt. But we won 25 games and got to the Sweet Sixteen that year. Who knows for this year? We'll just have to see how hard we'll want to work. That usually decides it."

If hard work is the determining factor and Williams can mold his club the same as in years past, why not make a run at another ACC title? Or add a 10th straight NCAA Tournament bid and by that point, hope to defend a national title?

In fact, despite five NBA draft picks between 1997 and 2001, Maryland still finished among the top three teams of the nation's most powerful basketball conference in each of five straight seasons. So why not a sixth?

Steve Blake

GUARD

Blake and Nicholas are secure at the guard spots, and two sophomores and a pair of freshmen waiting in the wings to backup either position.

A quick guard and able ballhandler, 5-10 sophomore **Andre Collins** has exhibited a knack for putting the ball in the basket and can shoot the 3-pointer. He could see reserve time at either a "1" or "2" position depending on needs.

Collins, local product **Chris McCray**, and two-time Virginia prep player of the year **John Gilchrist**, will look to ease their way into a rotation. All three players, plus returning 6-6 sophomore **Mike Grinnon**, could see backup duty for Nicholas as a shooting guard.



2002 NATIONAL CHAMPIONS

McCray is perhaps the most natural shooting guard among Maryland's incoming class. A *Washington Post* All-Met selection with fellow D.C.-area prepster and Terrapin freshman **Travis Garrison**, his role is more clearly defined.

Like Collins, Gilchrist may well be groomed for either guard position. A highly sought-after prospect with excellent size and potential, he comes into the program with hopes of making an immediate impact – though development and learning the Maryland system will be his first order of business.

Assessing his guards, Williams said, "We have good veteran leadership in each of the '1' and '2' positions. What's going to be the key in the backcourt is really the same as in the frontcourt, the ability of McCray and Gilchrist to develop their game quick enough where they can really help us."

FORWARD

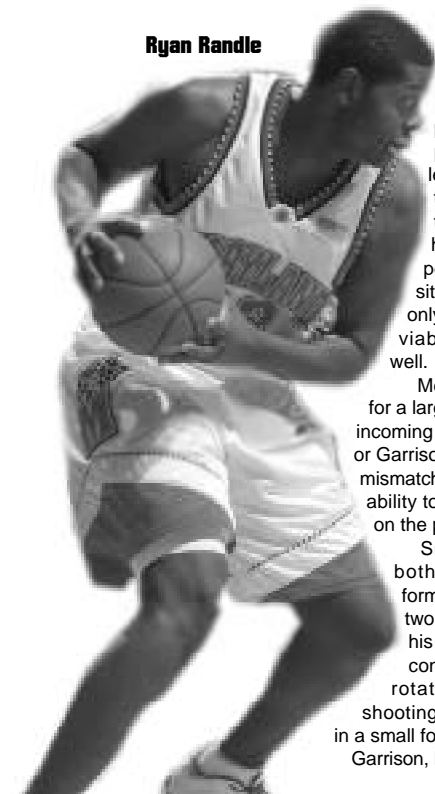
The "wild card" is the small forward or swing position. The "3" spot was held the past two seasons almost exclusively by Mouton and Nicholas. With Mouton gone, though, and Nicholas likely to see most of his time as a shooting guard, youth could ease into the lineup at this position.

Options are plentiful, including Nicholas still seeing time at this slot, and even some play from fourth-year senior **Calvin McCall** who has seen just spot duty during his career. McCall, however, saw action in 19 games as a junior and since his earlier "double-duty" stint between football and basketball in his first two seasons, he now will concentrate on basketball alone, for a second straight year. Joining McCall as leading candidates to play the small forward are Grinnon and 6-7 freshman **Nik Caner-Medley**, and even Garrison or 6-9 transfer **Jamar Smith**.

Said Williams, "A guy like Caner-Medley, if he can play the '3' spot and play some good time there, and if McCall can do some things without Byron [Mouton] in front of him, we can be in a good position. We have some players there, it all will matter how the new kids develop."

McCall, Grinnon or Caner-Medley all are options if the Terps choose to play the position with the prototypical 6-5 to 6-7 sized athlete.

Ryan Randle



Grinnon, a newcomer to the college scene last season, came to campus as a shooter. Caner-Medley, meanwhile, is expected to be a more physical player who might lean to the interior. McCall, though only 6-3 but bulkier than most players his size, has become the most experienced player at this position, and has become not only a quality defender but a viable offensive player, as well.

Meanwhile, if Williams opts for a larger, more physical lineup, incoming 6-9 thoroughbreds Smith or Garrison could present a difficult mismatch for opponents, given the ability to defend a smaller player on the perimeter.

Smith will likely see time both inside and outside. A former teammate of Randle's two seasons ago at Allegany, his size makes him a natural contributor in Williams' post rotation, but his agility and shooting prowess could be used in a small forward role. Garrison, like Smith, provides a big-

sized option at the "3". The prep All-American has most often been touted as a power forward, but his quickness and his ability to shoot may well help the Terps employ a steady diet of 6-9 talents at swingman.

Added Williams, "Somebody's going to have to step up at the '3.' There are some questions to be answered there."

POST POSITIONS

In the post, where the Terps have combined talents at the traditional power forward and center positions, Williams likely will have the afore-mentioned senior duo of Holden and Randle – to go with newcomers Garrison and Smith.

"In Ryan and Tahj, we have two guys who know how to play and know what we're trying to do," said Williams. "And in Travis [Garrison] and Jamar [Smith], we have two very talented young players at that 6-9 size. It will be very interesting to see how quickly those guys can come along because one of the key things last year was Ryan's ability to adjust to major college basketball, and the development of Chris Wilcox. So, if those two guys can develop like Chris and Ryan did, we could have a very good front-line again."

What is new with this season's rotation at the post is that virtually all of Maryland's big men are considered to be shooting threats from outside the lane. Holden, Garrison and Smith all come with labels as shooters, and Randle, too, is considered to have a nice stroke facing the basket.

Randle employs a game similar in style to that of Baxter's the last four seasons. He is nimble for his size and has proven to be an above-average shot blocker. He and Holden both are capable of All-ACC seasons and together, Maryland won't miss a beat from where it left off last season.

With Garrison and Smith, the Terps bring newcomers into the program that are more versatile away from the basket than the bruisers employed during Baxter's four-year era, and perhaps more polished than Wilcox when he entered the Maryland regime as a freshman. In a regular lineup, Garrison and Smith could see time as a power forward. In a larger lineup, either could see time at a small forward.

ONE PROGRAM'S NEW DEVELOPMENT

And so what lies ahead for Maryland as it defends its national title is an early season of development. Development of a new arena as well as of new players — of those players' skills; of those players' transitions to the more challenging college game and to the system employed by Gary Williams; and the development and blending of new combinations.

"Even though we won the ACC regular season last year, we'll be a different team this year," said Williams. "We'll have to earn that respect again. We're not going to be the team picked to win the league title, probably. We're going to have to earn the right to be thought of in that regard again. But that's o.k., I don't mind that. I like that. It's a different type of pressure, trying to find out how good you are, not just trying to defend how good you are."

"I truly like the challenge," he added, "because we have some veteran players back who have played key roles, yet we have some new people who have to develop quickly so they can be part of our team this year. It's a completely different challenge than we've had in the last two years, but it's what I'm looking forward to. I think we can be a very good team. We can definitely be very competitive and who knows by February how good we can be?"

Talent-wise, Maryland can fill the vacancies in the lineup left by five departures from its NCAA champions.

And experience-wise, Maryland will send to the floor a starting lineup that will compete with any program in the country, bar none, with perhaps the country's best playmaker.

Depth-wise and in terms of Williams' playing rotations in 2002-03, Maryland's youth and changes will draw the same curiosity and excitement as the new home in which the Terps will play.



2002 NATIONAL CHAMPIONS

ROSTER INFORMATION

2002-03 Alphabetical Roster

No.	Name	Pos.	Ht.	Wt.	Cl.-Exp.	Hometown (High School/Previous School)
25	Steve Blake	G	6-3	160	Sr.-3V	Miami Lakes, Fla. (Oak Hill (Va.) Academy)
2	Andre Collins	G	5-9	180	So.-1V	Crisfield, Md. (Crisfield/Hargrave Military)
15	Nik Caner-Medley	F	6-7	210	Fr.-HS	Portland, Maine (Deering)
4	Travis Garrison	F/C	6-9	215	Fr.-HS	Hyattsville, Md. (DeMatha)
21	Mike Grinnon	F	6-6	195	So.-1V	Huntington, N.Y. (St. Dominic)
20	Darien Henry	F	6-6	205	So.-HS	Roxbury, N.J. (Seton Hall Prep)
45	Tahj Holden	F/C	6-10	247	Sr.-3V	Red Bank, N.J. (Red Bank Regional)
11	John Gilchrist	G	6-1	170	Fr.-HS	Virginia Beach, Va. (Salem)
5	Calvin McCall	G	6-3	200	Sr.-3V	Orlando, Fla. (Dr. Phillips)
13	Chris McCray	G	6-4	180	Fr.-HS	Capital Heights, Md. (Fairmont Heights)
12	Drew Nicholas	G	6-3	160	Sr.-3V	Hempstead, N.Y. (Long Island Lutheran)
33	Ryan Randle	F/C	6-9	245	Sr.-1V	Duncanville, Texas (Duncanville/Allegany CC)
1	Jamar Smith	F/C	6-9	225	Jr.-JC	Sicklerville, N.J. (Overbrook/Allegany CC)

Head Coach: Gary Williams (Maryland '68/14th season)

Assistant Coach: Dave Dickerson (Maryland '89/7th season)

Assistant Coach: Jimmy Patsos (Catholic '89/12th season)

Assistant Coach: Matt Kovarik (Maryland '98/2nd season)

Director of Basketball Operations: Troy Wainwright (Maryland '90/7th season)

2002-03 Numerical Roster

No.	Name	Pos.	Ht.	Wt.	Cl.-Exp.	Hometown (High School/Previous School)
1	Jamar Smith	F/C	6-9	225	Jr.-JC	Sicklerville, N.J. (Overbrook/Allegany CC)
2	Andre Collins	G	5-9	180	So.-1V	Crisfield, Md. (Crisfield/Hargrave Military)
4	Travis Garrison	F/C	6-9	215	Fr.-HS	Hyattsville, Md. (DeMatha)
5	Calvin McCall	G	6-3	200	Sr.-3V	Orlando, Fla. (Dr. Phillips)
11	John Gilchrist	G	6-1	170	Fr.-HS	Virginia Beach, Va. (Salem)
12	Drew Nicholas	G	6-3	160	Sr.-3V	Hempstead, N.Y. (Long Island Lutheran)
13	Chris McCray	G	6-4	180	Fr.-HS	Capital Heights, Md. (Fairmont Heights)
15	Nik Caner-Medley	F	6-7	210	Fr.-HS	Portland, Maine (Deering)
20	Darien Henry	F	6-6	205	So.-HS	Roxbury, N.J. (Seton Hall Prep)
21	Mike Grinnon	F	6-6	195	So.-1V	Huntington, N.Y. (St. Dominic)
25	Steve Blake	G	6-3	160	Sr.-3V	Miami Lakes, Fla. (Oak Hill (Va.) Academy)
33	Ryan Randle	F/C	6-9	245	Sr.-1V	Duncanville, Texas (Duncanville/Allegany CC)
45	Tahj Holden	F/C	6-10	247	Sr.-3V	Red Bank, N.J. (Red Bank Regional)

Head Coach: Gary Williams (Maryland '68/14th season)

Assistant Coach: Dave Dickerson (Maryland '89/7th season)

Assistant Coach: Jimmy Patsos (Catholic '89/12th season)

Assistant Coach: Matt Kovarik (Maryland '98/2nd season)

Director of Basketball Operations: Troy Wainwright (Maryland '90/7th season)

Terps By Class

Seniors (5)

Steve Blake
Tahj Holden
Calvin McCall
Drew Nicholas
Ryan Randle

Juniors (1)

Jamar Smith

Sophomores (3)

Andre Collins
Mike Grinnon
Darien Henry

Freshmen (4)

Nik Caner-Medley
Travis Garrison
John Gilchrist
Chris McCray

Terps By State

Florida (2)

Steve Blake
Calvin McCall

Maine (1)

Nik Caner-Medley

Maryland (3)

Andre Collins
Travis Garrison
Chris McCray

New Jersey (3)

Darien Henry
Tahj Holden
Jamar Smith

New York (2)

Mike Grinnon
Drew Nicholas

Texas (1)

Ryan Randle

Virginia (1)

John Gilchrist

HEAD COACH GARY WILLIAMS



(Maryland '68)
14th Year at Maryland
(274-143, .657)
25th Year Overall
(481-271, .640)

After directing Maryland to its first national championship, Gary Williams (Maryland '68) enters his 14th season as head coach of his alma mater. Heralded as the 2002 Atlantic Coast Conference Coach of the Year and showered with numerous regional and national coaching accolades, Williams is one of just 10 active coaches in America to boast a national title. He has become the sixth-winningest coach in ACC history after transforming the Maryland program into one of the nation's most formidable, and building a Baltimore-D.C. area following that has consistently resulted in sellout crowds.

With consecutive trips to the Final Four, the school's first national crown, 21 consecutive weeks in the *USA Today*/ESPN Top 10 and the school's first No. 1 ranking, Williams has constructed the most prominent era in Maryland basketball history — just in time for the program's move to the state-of-the-art 17,100-seat

Comcast Center for the 2002-03 season.

— He is the sixth college basketball coach since 1980 to guide his alma mater to the Final Four and the first since 1974 to guide his alma mater to a national title.

— He is one of just 10 active coaches to boast a national championship.

— He is one of only two active coaches in America, and just the 12th overall to guide his alma mater to two Final Four appearances. He is only the eighth to guide his alma mater to consecutive Final Fours and the first since Houston's Guy Lewis in 1982, 1983 and 1984.

— He is the only active coach to guide his alma mater to consecutive Final Four appearances.

— He is one of just six coaches to reach the NCAA's Sweet Sixteen in six of the last nine years (1994 to 2002), and one of six to boast a string of nine consecutive trips to the NCAA Tournament (1994 to 2002). He joins Lute Olson and Tubby Smith as the only NCAA champion coaches on both lists.

— A winner of 70 percent of his NCAA Tournament games while at Maryland, he ranks eighth among active coaches in NCAA Tournament winning percentage (23-11, .676) overall, and ninth in wins (23).

For Williams, the accomplishments of the past two seasons have been particularly sweet for the coach whose roots with the program extend to his playing days of the late 1960s, and whose earliest seasons as head coach were tormented by NCAA sanctions he inherited. The Final Four architect is himself a Maryland alum, who found glory for a program whose history is filled with a literal plethora of some of the most prominent names in college basketball annals: Shue, Lucas, Elmore, McMillen, Albert King, Bias, Buck Williams and Walt Williams.

In 2001, Williams became just the sixth coach since 1980 to direct his alma mater to the Final Four. A year later, he became the first coach since 1974 to guide his alma mater to a national title.

He followed a 2001 Final Four season with the most wins in Maryland history, going 32-4 in 2002. He engineered the school's best regular season ever (25-3), its first outright ACC regular season title since 1980, its first No. 1 seed in an NCAA Tournament, and a return to the Final Four. He earned billing as the league's coach of the year for the first time in his career and later was honored with various national awards, the Victor Award and the New York Athletic Club's Winged Foot Award as the coach of the national champions.

The rise of the Maryland program has run parallel with Williams' ascent among the most notable in the collegiate coaching fraternity. Williams is one of only six coaches to boast a string of nine consecutive trips to the NCAA Tournament, and one of six to reach the NCAA's Sweet Sixteen in six of the last nine years. He joins Lute Olson and Tubby Smith as the only NCAA champion coaches on both lists.

Similarly, he joins just Mike Krzyzewski and Bob Huggins as the only coaches to lead their programs to 25 or more wins in each of the past four seasons.

As the Maryland coach, Williams has produced more than 20 wins in seven of his last eight seasons, six consecutive. Williams is the 21st-winningest active coach in America with 481 wins.

Williams, 274-143 at Maryland, boasts a 481-271 overall record including four years at American (1979-82), four at Boston College (1983-86) and three at Ohio State (1987-89). In 24 seasons as a Division I head coach, Williams has coached in 12 NCAA Tournaments and guided eight different teams to the NCAA Sweet 16. One of 26 coaches ever to take three different schools to the NCAA Tour-



namment, Williams has guided teams to the NIT or NCAA Tournament at each of his four coaching stops.

He is the only coach in America to direct programs in each of the ACC, Big Ten and Big East conferences. During Williams' combined 20 years in those three conferences, the national champion has come from his league eight times (ACC — 5 of 13; Big East — 2 of 4; Big Ten — 1 of 3).

During his run of nine straight NCAA tournaments at Maryland, he has forged his way to becoming the winningest NCAA Tournament coach in Maryland history with 19 wins and eight losses — a 70.4 percent winning clip. He boasts a 23-11 NCAA Tournament record overall, and has carried Maryland to the Sweet Sixteen in four of the past five years. He ranks eighth among active coaches in NCAA Tournament winning percentage (.676) overall, and ninth in wins.



2002 NATIONAL CHAMPIONS

On the cusp of earning his 500th win, Williams is one of four 400-win coaches who now engineer the programs at their respective alma maters (Lou Henson, New Mexico State; Eddie Sutton, Oklahoma State; Jim Boeheim, Syracuse). They also are the only active coaches to direct their alma maters to a Final Four appearance.

Williams is the only active coach to take his alma mater to consecutive Final Fours. He is only the eighth to guide his alma mater to consecutive Final Fours and the first since Houston's Guy Lewis in 1982, 1983 and 1984.

A former Terrapins point guard, Williams was a starter under coach Bud Millikan during the 1965, 1966 and 1967 seasons. He was the team captain as a senior and still lists one of his most memorable basketball moments as his experience as a spectator at the 1966 national championship game conducted at Maryland's legendary Cole Field House, between Texas Western and Kentucky.

The former student-athlete is also noted as one of just eight former ACC basketball players ever to return to the league as a head coach. Williams notched his 400th career win with a season-opening victory over San Francisco on Nov. 17, 1999, and recorded his 200th victory at Maryland during a 72-66 win over No. 23 Kentucky one month later. Williams, 114-90 in ACC league contests entering the 2002-03 season, is just the 10th coach overall and only the second from Maryland (Lefty Driesell) ever to reach 100 wins in the league.

Inducted into the University of Maryland Hall of Fame in 1999, Williams has placed his alma mater's program back among the top of the storied Atlantic Coast Conference. The Terps have become synonymous with Duke and North Carolina among the league's most dominant programs, and nationally have become a fixture among weekly polls — 21 consecutive weeks in the *USA Today*/ESPN Top 10 to enter the 2002-03 season and 57 consecutive appearances in the AP Top 20.

Under Williams' tutelage, Maryland has achieved a school-record nine consecutive NCAA Tournament appearances while boasting acclaim as one of just seven schools in the country to do so. The Terrapins are one of just four schools in the country to boast at least 25 victories in each of the past three seasons, and the Terps' 110 wins in the last four years are bettered by only three programs.

Another success story during the Williams Era at Maryland is obviously a coveted home court win streak over non-conference foes, which now spans more than 12 years — 84 games — as the Terps enter the 2002-03 campaign. Maryland has not lost a non-league home game under Williams since just his fourth home game as head coach: Dec.

12, 1989 vs. Coppin State. The Terps went undefeated against non-conference foes during the final 12 years of competition at Cole Field House, leaving Williams with a Maryland coaching mark of 155-35 at Cole, 87-1 against non-conference schools.

The decade of the 1990's was certainly a decade of resurgence for the Maryland basketball team.

Since Williams' arrival as head coach in the summer of 1989, the Terps have soared to a level of national prominence unmatched during the first century of the program — and unmatched by the vast majority of programs nationwide.

Included among the many superior accomplishments during the Williams Era are: a school-record nine straight NCAA Tournament appearances (1994-02) which include consecutive trips to the Final Four, a national crown and six Sweet Sixteen appearances; nine consecutive upper division finishes in the ACC including runner-up distinction in 1999 and 2000; an outright regular season ACC title in 2002 and a shared one in 1995; a school-record 28 victories during the 1999 season which was shattered again with 32 in 2002; four NBA lottery picks, one national Player of the Year, a senior of the year and two ACC Players of the Year.

Added for good measure are a NBA Co-Rookie of the Year in Steve Francis (2000), and a preseason top five ranking for the third time in four seasons. The result is a program and a coach that have reached icon status.

Williams is the only head coach in school history to guide the Terps to 10 postseason tournament appearances within his first 13 seasons. After guiding his first two Maryland teams to winning records and overcoming an NCAA probationary period resulting from the previous coaching regime, he guided the Terps to an NCAA Tournament appearance in just his fifth season, 1994, and earned a share of the ACC regular season in just his sixth, 1995.

Williams' past four seasons have brought Maryland from contention in the Atlantic Coast Conference, to contention for a national championship — including, of course, the 2002 NCAA title.

The 2002 championship was a product of maturity and steadfast dedication to a com-

mon goal — and included a magical ride through the final season of play at venerable Cole Field House. Williams molded a cast of seven returning players from its national semifinalists of 2001, while senior captains Lonny Baxter, Juan Dixon and Byron Mouton keyed a consistent effort from the beginning of practice in October, through an undefeated (15-0) home campaign at Cole, all the way to a net-cutting evening at the Georgie Dome on April 1. The Terrapins overcame personal obstacles and handled the ACC's and the NCAA Tournament's stiffest challenges. After winning the ACC regular season crown with a 15-1 record, the Terps' ascent to the national championship game included successive victories over perennial powers Wisconsin, Kentucky, Connecticut and Kansas — and a 64-52 defeat of Indiana in the title game. Maryland won the first national title in school history, and earned its very first No. 1 ranking, after becoming the first team in NCAA history to reach the championship game by defeating the highest possible seed in every round.

A year earlier, the Terrapins began the season with a lofty No. 5 ranking by the Associated Press and finished with the No. 4 spot by *USA Today*/ESPN. In between polls, the Terps butted heads weekly during an ACC schedule that included five nationally ranked teams, but found their stride late in the year to win 10 of their last 12 games. Of those 10, a record seven nationally ranked foes fell in the Terps' path to the Final Four, with their only losses coming to eventual NCAA and ACC champion Duke. Local rival Georgetown was dispatched in the Sweet Sixteen, and an 87-73 win over No. 2-ranked and top-seeded Stanford earned Maryland its first NCAA regional title.

The 2000 season may have been one of Williams' greatest coaching accomplishments ever — guiding a "rebuilding" Terrapin team to 25 wins, a second straight second-place finish in the ACC and its first trip to the conference tournament final since 1984. All with a freshman point guard (Steve Blake), three first-year starters (Baxter, Blake, Dixon) and only one senior following the loss of three players to the NBA draft. Two years later, those three first-year starters would become seasoned veterans and national champions.

Four years after tying for his first ACC regular season championship in 1995, Williams led Maryland to a school-record 28 victories and a school-record 13 ACC victories during the 1999 season. The Terps finished the season ranked No. 5 by the Associated Press — then the highest final ranking since 1975 and only the third time in school history that the program had earned a top five final national ranking. Maryland peaked at No. 2 as it won its first 10 games of the season, and its No. 2 seed in the NCAA Tournament matched the highest tournament seed in school history.

Williams has cemented his legacy as one of America's greatest recruiters and college coaches — a statement backed not just by consecutive Final Four appearances or 20 winning records in 24 seasons, but by 26 NBA draft choices and the numerous former assistant coaches who now guide their own programs. Williams has guided eight first-



2002 NATIONAL CHAMPIONS

round selections and six NBA lottery picks: Walt Williams (#7 pick, 1992), Joe Smith (#1, 1995), Steve Francis (#2, 1999), Chris Wilcox (#8, 2002); and Ohio State standouts Jim Jackson (#5, 1992) and Dennis Hopson (#3, 1987).

Williams was hired on June 13, 1989. He inherited a team that had won only nine games the year before and finished in last place in the ACC. Displaying his coaching abilities immediately, he helped the Terps to 19 wins while advancing to the second round of the National Invitation Tournament – and making him the first coach in school history to lead a team into the postseason in his first year. In addition, Maryland's 10-game improvement in the win column during Williams' first season was the largest in school history and second largest in the annals of the ACC by a first-year coach. Only the legendary Press Maravich, who improved NC State's winning ledger by 13 games in his inaugural season (1965), can boast a higher first-year improvement in the win column.

A 1968 graduate of Maryland, Williams lettered as the Terps' starting point guard from 1965-67 under head coach Bud Millikan, serving as team captain during his senior season. It was as a player in the ACC that Williams began developing his basketball philosophy. Playing beside three-year teammates Joe Harrington and Jay McMillen, he studied the game under Millikan, and it was then that he developed his penchant for the full-court pressure defenses for which his teams are now known. He learned his half court man-to-man defense from Millikan, who learned from the legendary Hank Iba. The fast-breaking offense that Williams' teams employ is similar to the style Vic Bubas' Duke teams used when Williams was a player.

YEAR-BY-YEAR HEAD COACHING RECORD

Year	School	Overall / Conf.	Postseason Participation
1978-79	American	14-13 / 7-4 (4th)	
1979-80	American	13-14 / 5-6 (5th)	
1980-81	American	24-6 / 11-0 (1st)	NIT First Round (0-1)
1981-82	American	21-9 / 8-3 (3rd)	NIT First Round (0-1)
1982-83	Boston Coll.	25-7 / 12-4 (T-1st)	NCAA West Region Semifinals (1-1)
1983-84	Boston Coll.	18-12 / 8-8 (4th)	NIT Second Round (1-1)
1984-85	Boston Coll.	20-11 / 7-9 (6th)	NCAA Midwest Region Semifinals (2-1)
1985-86	Boston Coll.	13-15 / 4-12 (7th)	
1986-87	Ohio State	20-13 / 9-9 (6th)	NCAA Southeast Region Second Round (1-1)
1987-88	Ohio State	20-13 / 9-9 (6th)	NIT Finalist (4-1)
1988-89	Ohio State	19-15 / 6-12 (8th)	NIT Quarterfinals (2-1)
1989-90	Maryland	19-14 / 6-8 (T-5th)	NIT Second Round (1-1)
1990-91	Maryland	16-12 / 5-9 (7th)	
1991-92	Maryland	14-15 / 5-11 (8th)	
1992-93	Maryland	12-16 / 2-14 (8th)	
1993-94	Maryland	18-12 / 8-8 (T-4th)	NCAA Midwest Region Semifinals (2-1)
1994-95	Maryland	26-8 / 12-4 (T-1st)	NCAA West Region Semifinals (2-1)
1995-96	Maryland	17-13 / 8-8 (T-4th)	NCAA West Region First Round (0-1)
1996-97	Maryland	21-11 / 9-7 (T-4th)	NCAA Southeast Region First Round (0-1)
1997-98	Maryland	21-11 / 10-6 (3rd)	NCAA West Region Semifinals (2-1)
1998-99	Maryland	28-6 / 13-3 (2nd)	NCAA South Region Semifinals (2-1)
1999-00	Maryland	25-10 / 11-5 (2nd)	NCAA Midwest Region Second Round (1-1)
2000-01	Maryland	25-11 / 10-6 (3rd)	NCAA Final Four, West Region Champions (4-1)
2001-02	Maryland	32-4 / 15-1 (1st)	NCAA Final Four, NATIONAL CHAMPIONS (6-0)
4 Years	American	72-42 (.632) / 31-13 (.705)	NIT — 0-2
4 Years	Boston Coll.	76-45 (.628) / 31-33 (.484)	NCAA — 3-2, NIT — 1-1
3 Years	Ohio State	59-41 (.590) / 24-30 (.444)	NCAA — 1-1, NIT — 6-2
13 Years	Maryland	274-143 (.657) / 114-90 (.559)	NCAA — 19-8 (.704), NIT — 1-1 (.500)
24 Years	Overall	481-271 (.640) / 200-166 (.546)	NCAA — 23-11 (.676), NIT — 8-6 (.571)

COACHING HONORS

- Naismith National Coach of the Year Finalist, 1995, 1997, 2002
- National Coach of the Year, 2002 (*Basketball America*, *CBSSportsline.com*)
- Atlantic Coast Conference Coach of the Year, 2002
- Victor Award, 2002 (*National Academy of Sports Editors*)
- Winged Foot Award, 2002 (*N.Y. Athletic Club*)
- Harry Litwack Eastern Coach of the Year Award, 2002 (*Herb Good Basketball Club of Philadelphia*)
- District Coach of the Year, 2002 (*Basketball Times*)
- Seaboard Region Coach of the Year, 1997, 2002 (*Basketball Times & Eastern Basketball*)
- National Coach of the Year, 2001 (*Playboy*)
- Atlantic Coast Conference Coach of the Year, 2000 (*College Hoops Illustrated*)
- Atlantic Coast Conference Coach of the Year, 1998 (*ACC Athlete Magazine*)
- U.S. Olympic Team Selection Committee, 1988
- Eastern Coach of the Year, 1983
- National Coach of the Year, second runner-up, 1983
- District Coach of the Year, 1981



MEN'S BASKETBALL COACHING STAFF



**DAVE
DICKERSON**

Assistant Coach
(Maryland '89)
7th Year at Maryland



**JIMMY
PATSONS**

Assistant Coach
(Catholic '89)
12th Year at Maryland



**MATT
KOVARIK**

Assistant Coach
(Maryland '98)
2nd Year at Maryland



**TROY
WAINWRIGHT**

Dir. Basketball Ops.
(Maryland '90)
7th Year at Maryland

2002 NATIONAL CHAMPIONS

STEVE BLAKE



25
Guard

Miami Lakes, Fla.
(Oak Hill (Va.)
Academy)
6-3 • 160
Senior, 3V

On Blake: Senior point guard and All-America candidate who has played his way among the country's elite ball-handlers and playmakers ... has developed a knack for crunch-time scoring in big games, and has put up his best numbers against the Terps' best competition ... Maryland is 82-25 with a national championship and two trips to the Final Four, with Blake as its starting point guard through three college seasons ... Maryland's all-time assists leader with 751 ... already boasts three of Maryland's top four seasons for assists, including 248 as a sophomore and 286 as a junior ... averages 7.3 points and 7.0 assists per game through his career ... ACC assist leader the past two seasons including a Maryland season record of 7.9 per game while leading the Terps to an ACC regular season title and the NCAA championship ... enters his senior season ranked fifth among ACC career leaders in assist average (7.02) ... is ninth in ACC history in career assists (751) ... is on pace to challenge the top assist-makers in NCAA and

ACC history and become just the fourth college player ever to register 1,000 assists (Bobby Hurley, Duke, 1,076; Chris Corchiani, NC State, 1,038; Ed Cota, North Carolina, 1,030) ... needs 221 points and 249 assists to reach 1,000 points and 1,000 assists in his career ... ranks seventh in school history with 118 career 3-pointers ... ranks sixth in school history with 184 steals ... starter in 105 of 107 games since arriving at Maryland as a true freshman, including 78 consecutive.

Williams on Blake: "Steve Blake has done everything you can ask any point guard to do. Steve's been a three-year starter. He's got a chance to become a leader of this year's team. His experience from winning a national championship certainly makes him one of the top returning point guards in the country this year. He's played against all of the great point guards that have played in the last three years. I don't think any point guard has done more for his team than Steve has done for our team. I think he is a definite All-America candidate for his senior year."

2001-02: Started all 36 games of Terps' national championship team of 2002 ... Terrapin floor leader who achieved honorable mention All-America, third team All-ACC, honorable mention All-ACC Defensive team and second team ACC All-Tournament honors ... led the ACC in assists for the second straight season with a school record 7.9 assists per game ... became Maryland's career assists leader as a junior with a new total of 751, and he established a new single-season record with 286 ... career-high with 10 rebounds against Arizona at the Coaches vs. Cancer IKON Classic ... established a career scoring high with 20 points one night later vs. Temple in the Coaches vs. Cancer IKON Classic, and surpassed that with 21 points vs. NC State in the ACC Tournament ... new career-high 14 assists against North Carolina ... career-high with four blocked shots in Maryland's 76-63 win over No. 2 Illinois ... had 13 assists against Duke on Feb. 17 to tie the Maryland all-time assists record, breaking the mark one game later at Clemson ... dished his

700th career assist in his 100th career game, against Florida State in the ACC Tournament ... third double-double of the season came in the ACC Tournament vs. NC State, adding 11 assists to a career-high 21 points and a career high-tying six steals ... posted second straight double-double and fourth of the year with 11 points and 11 assists in the NCAA First Round game vs. Siena ... registered 11 assists in the NCAA national semifinal game vs. Kansas.

2000-01: Started all 36 games of Terps' Final Four run of 2001 ... Terps' floor leader who led the ACC in assists, 6.9 per game, and a school record 248 overall ... first Terrapin to lead the league in assists since John Lucas in 1974 ... assist average ranked ninth nationally ... honorable mention All-ACC, though the second-leading vote-getter among point guards ... in the NCAA Tournament, averaged 9.4 points and 6.0 assists, shot 56.7 percent (17 of 30) from the field and 50 percent (6 of 12) from 3-point range ... averaged 7.0 points and 10.0 assists in two games of the ACC Tournament ... in the ACC semifinal against Duke, registered 11 assists and buried a 3-pointer with 8.1 seconds remaining to knot the score at 82 ... had just the second double-double of his career with an 11-point, 11-assist performance in Maryland's road win at Duke ... perhaps his best game was his 11-point, nine-assist outing against the Devils at Cole Field House ... during that game, he limited court rival and former USA teammate Jay Williams to just 13 points, with 10 turnovers, before Blake fouled out with 1:51 in regulation ... career-high eight rebounds occurred vs. Duke in the ACC Tournament, and vs. Norfolk State on Dec. 23 ... season-high 13 assists came against Stony Brook on Dec. 6 ... hit all three 3-point attempts against Stanford in the NCAA West Region final ... scored 13 points in each of the Terps' final NCAA Tourney games against Stanford and Duke.

1999-00: ACC All-Freshman Team, honorable mention All-ACC and honorable mention ACC All-Defensive Team ... starting point guard for 33 of 35 games played during his first college season ... led Terps with 6.2 assists and was third among all NCAA freshmen ... the fifth freshman ever to lead the Terps in assists ... fourth in the ACC in both steals and assists ... set Terrapin freshman record with 217 assists while tying the class mark with 71 steals ... supplanted former Terp great John Lucas as the freshman assists leader ... became just the fourth Maryland player ever to surpass 200 assists in a season ... finished his freshman campaign with the second-best assist figure in Maryland history, just four shy of record-holder Keith Gatlin's 221 in 1985 ... was second on Terps with 37 3-point field goals, and fifth in scoring with 7.0 points per game ... scored his season-high 17 points in a March 1 home win over Florida State ... also added 10 assists for a double-double in points and assists against the Seminoles ... posted season-high 11 assists vs. Tulane and Illinois ... had 10 vs. Florida State, and three games with nine assists (at NC State, at UNC, at Wake Forest).

International: Helped lead the United States to a silver medal in the 2000 World Championship qualifying tournament, and a gold medal in the 1998 Junior World Championship qualifying tournament (prior to his senior season at Oak Hill) ... tied for the team lead in assists with 20, an average of 3.3 per game ... credited with a team-high four assists in the gold medal game against Argentina ... scored a personal-best eight points against Canada in the first game of the tournament ... selected as a member of the U.S. Junior World Championship Team which played in Portugal in July of 1999.

Personal: Steven Hanson Blake ... born Feb. 26, 1980, in Hollywood, Fla. ... son of Richard and Cindy Blake ... the youngest of four children, with three older sisters ... majoring in criminology and criminal justice ... member of the National Honor Society and graduated fourth in his senior class at Oak Hill.

BLAKE'S CAREER STATISTICS

Year	GP-GS	Min.-Avg.	FG-A	Pct.	3P-A	Pct.	FT-A	Pct.	OR-DR	Reb-Avg.	PF-D	Ast	To	Blk	St	Pts.-Avg.
1999-00	35-33	1115-31.9	86-211	.408	37-102	.363	35-51	.686	17-89	106-3.0	81-0	217	127	10	71	244-7.0
2000-01	36-36	1036-28.8	83-208	.399	37-94	.394	45-63	.714	25-83	108-3.0	83-3	248	111	7	57	248-6.9
2001-02	36-36	1152-32.0	91-238	.382	44-128	.344	61-74	.824	20-117	137-3.8	72-1	286	116	16	56	287-8.0
Career	107-105	3303-30.9	260-657	.396	118-324	.364	141-188	.750	62-289	351-3.3	236-4	751	354	33	184	779-7.3

TAHJ HOLDEN



45
Forward
Red Bank, N.J.
(Red Bank Regional)
6-10 • 247
Senior, 3V

On Holden: Senior and fourth-year player who may work his way into a starting role in 2002-03 ... started 11 games at the start of his junior campaign, and has 14 starts in his career ... has been a key contributor off the bench in each of the past three seasons ... player with excellent size who plays a physical role in the interior, and who also steps out and hits the 3-pointer ... has hit 38-of-84 (45.2 percent) 3-point field goals in his career ... averages 4.5 points through 98 games of his college career ... provides the Terps with a dominating inside presence while maintaining mobility enough to score and defend away from the basket ... has played some of his best games in Maryland's biggest games, including the 2001 West Region final vs. Stanford and the 2002 Final Four semifinal vs. Kansas.

Williams on Holden: "Tahj was very valuable to us last year. Very few teams had a 6-10, 250-pound player coming off the bench. There was no drop-off in our play when he came off the bench. He was like having a sixth starter and was very important to our success. His play against Kansas certainly was a key factor in our winning that game in the semifinals of the Final Four. When we recruited Tahj, the report was that he was a very good player but that he was kind of soft. To his credit, Tahj has become one of our strongest and toughest players. I can't say enough about him. I never saw as much criticism of a player before he even got a chance to practice by some people, and he just threw it all in their face. He made a big difference in our team as a sophomore when he came back from his broken foot. Without Tahj, we would not have made our first Final Four because his inside defense was key against teams like Stanford."

2001-02: Was solid off the bench while playing in all of 36 games for the national champions ... came off the bench in the season opener against Arizona, then started 10 of the next 11 games before relinquishing the starting role to Chris Wilcox ... averaged 5.6 points and 2.7 rebounds overall, and 5.8 points and 3.2 rebounds in 16 ACC games ... buried a 3-pointer just before halftime as part of an eight-point effort vs. UConn in the Elite Eight and put forth a valuable 13-point, four-rebound effort against Kansas in the Final Four while playing 24 minutes with Lonny Baxter in foul trouble ... first double-digit scoring game of the year came with 15 points against UConn in the BB&T Classic final ... followed that performance with 14 points and a career-high six blocked shots one game later against Detroit ... posted his third straight double-figure scoring game with 11 points against Monmouth ... scored 11 of his season-high 16 points in the first half against Norfolk State, shooting 6-of-7 from the field and contributing six rebounds, five blocks and two steals ... led all reserves with 11 points at Wake Forest and Virginia ... chipped in five points and six rebounds in 14 minutes vs. Siena in the Terps' NCAA first round game.

2000-01: Played in 27 games, averaging 4.5 points and 2.3 rebounds in 12.1 minutes per contest ... turned in some of his best performances

during the stretch as the Terps boasted one of the deepest and best rebounding teams in the NCAA Tournament ... averaged 6.4 points, 2.8 rebounds and shot 52.9 percent from the field during five NCAA Tournament games ... came off the bench to score 10 points and grab five rebounds in 10 minutes of play against Georgetown in the Sweet Sixteen, then followed with a 14-point effort against Stanford in the NCAA West Region final ... hit 3-of-4 3-point field goal attempts against the Cardinal to match a career-high, and made 12-of-25 3FGs for the season ... career-high eight free throws against Stanford ... had nine points against Virginia in the regular season finale, and posted 10 during just seven minutes of play against Duke in the ACC semifinals ... season-high 23 minutes against Wisconsin in the ACC/Big Ten Challenge on Nov. 29 ... season-high seven rebounds in 98-96 overtime loss to Duke at Cole Field House ... played in each of the Terps' final 20 games after missing nine games with a broken bone (fifth metatarsal) in his left foot ... broke the bone in practice on Dec. 7 and had successful surgery to insert a screw into the foot on Dec. 9 ... returned for the Wake Forest game where he saw 12 minutes of action, forced a technical foul and commanded a physical presence in the paint.

1999-00: Played in all 35 games and drew three starts as a true freshman ... averaged 3.3 points and 2.0 rebounds in over 12 minutes per game ... one of three Terp freshmen to appear in all 35 contests ... played 23 minutes in his first career start, vs. Clemson (Jan. 22), while taking the place of injured All-American Terence Morris ... responded with 12 points on 4-of-6 shooting and 10 rebounds for his only double-double ... also had five blocked shots ... included in the 10 boards were five on the offensive end ... started and played just eight minutes in home win over NC State (Feb. 6) when he picked up three quick fouls ... started NCAA Tournament win over Iona in place of Danny Miller who missed the game with an ankle injury ... contributed four points and four rebounds in a season-high 30 minutes ... season-high 17 points on 5-of-7 shooting, including 3-of-3 treys, against Wake Forest (Jan. 19) ... in back-to-back games against Wake and Clemson, scored 29 points with 16 rebounds ... shot 9-of-13 overall and was good on 3-of-4 3-pointers ... named ACC Rookie of the Week on Jan. 24 after performances vs. Wake Forest and Clemson ... averaged 5.3 points and 5.0 rebounds per game as a starter ... scored nine points in 20 minutes off the bench in the ACC Tournament title game vs. Duke ... averaged a solid 14 minutes per game during conference action ... shot 47.4 percent from 3-point range (9-of-19) ... shot 47.8 percent from the floor, overall, in ACC play.

International: Attended USA Basketball Trials in Summer 2001 and was invited to U.S. training camp with Maryland teammates Lonny Baxter and Juan Dixon for competition at the 2001 World University Games ... he later declined the invitation to rest for upcoming college season ... helped lead the U.S. to a gold medal at the 1998 World Youth Games in Moscow during the summer prior to his senior season at Red Bank.

Personal: Tahj Jarod Holden (first name rhymes with Dodge) ... born Jan. 17, 1981 ... son of Debbie Holden ... president of Maryland's Student-Athlete Advisory Council (SAAC) ... a representative on the ACC's Student-Athlete Advisory Council, was voted the vice-president of the League's SAAC in September of his junior year ... was student council president as a senior at Red Bank High ... a semifinalist in the National Achievement Scholarship Program.

HOLDEN'S CAREER STATISTICS

Year	GP-GS	Min.-Avg.	FG-A	Pct.	3P-A	Pct.	FT-A	Pct.	OR-DR	Reb-Avg.	PF-D	Ast	To	Blk	St	Pts.-Avg.
1999-00	35-3	431-12.3	32-74	.432	9-19	.474	43-64	.672	20-49	69-2.0	61-2	34	7	26	18	116-3.3
2000-01	27-0	326-12.1	39-79	.494	12-25	.480	31-51	.608	17-44	61-2.3	50-0	15	21	13	10	121-4.5
2001-02	36-11	665-18.5	62-137	.453	17-40	.425	61-73	.836	32-64	96-2.7	93-1	42	31	34	21	202-5.6
Career	98-14	1422-14.5	133-290	.459	38-84	.452	135-188	.718	69-157	226-2.3	204-3	91	59	73	49	439-4.5



2002 NATIONAL CHAMPIONS

CALVIN McCALL



5

Guard

**Miami, Fla.
(Dr. Phillips)
6-3 • 200
Senior, 3V**

On McCall: Fourth-year guard who will challenge for playing time at the "2" and "3" positions this fall ... joined the Terps following the 1999 and 2000 football seasons ... returns for his final college season, in his second year with a full-time commitment to basketball ... valuable bench contributor, adding intensity and a defensive spark ... appeared in 43 basketball games in three seasons ... first Maryland football player to score for the Terps' basketball team since Lubo Zizakovic in 1992 ... first walked on to the Terrapin basketball team in December 1999.

Williams on McCall: "Last year, Calvin focused on basketball all year for the first time. I think it was a good experience for him, and as practice went on he became a better basketball player. Hopefully that will continue this summer.

We can use his senior leadership this year, as that becomes important to us because of the players that we lost. I think Calvin realizes that because of his size, he's going to go against bigger players sometimes. He has to be a great defensive player. He's always had the ability to put the ball in the basket. A lot of his potential will depend on his ability to play defense."

2001-02: Played in his first year with a full-time commitment to the basketball program and earned minutes in 19 of the Terps' 36 games, including three of the Terps' six NCAA Tournament games ... averaged 1.4 points and 0.8 rebounds overall ... hauled in a career-high four rebounds against Monmouth ... registered his first career blocked shot vs. William & Mary and nailed a 3-pointer in the contest's waning moments ... sank 1-of-2 free throws against NC State as part of a team 35-of-49 (.714) effort from the line ... splashed in his second 3-pointer of the season vs. Norfolk State ... made a jumper in the last two minutes of the Terps' 85-65 victory over Georgia Tech ... career scoring night with 10 points on 4-of-4 shooting, including a 2-for-2 effort from 3-point range at Florida State ... logged four minutes of play vs. Florida State in the ACC Tournament, tallying two points and two rebounds.

2000-01: Backup guard who appeared in 11 games, averaging 1.3 points ... scored six points against Stony Brook on Dec. 6, hitting a pair of late 3-pointers ... had four points in the BB&T Classic semifinal against Michigan ... had an assist against Wake Forest in the ACC

Tournament ... shot 4-of-13 from the floor overall ... contributed two steals and three rebounds against Chicago State ... had six steals overall ... made first appearance of the season against Michigan ... joined the team in Maui for his first practice on Nov. 19, immediately following Maryland's final football game against Georgia Tech on Nov. 18 ... in football, played in nine games and started eight before suffering an ankle injury against NC State on Nov. 4 ... led Maryland in passing for the second straight season, completing 105-of-199 attempts for 1,533 yards, five touchdowns and nine interceptions ... averaged 170.3 passing yards per game ... finished 15th on Maryland's single-season passing chart ... career-high 357 yards and two touchdowns in a win over Middle Tennessee State ... had 200-yard passing days vs. West Virginia (215), Wake Forest (208) and Virginia (207).

1999-00: Walked on to the Terrapin basketball team in December and bolstered Maryland's defensive efforts ... provided much-needed depth in the guard rotation ... played in 13 games, averaging 1.1 points in just over five minutes per game ... shot 5-of-22 from the floor, and 4-of-7 from the line ... contributed 10 rebounds, 11 assists and five steals for the season ... in football, was a nine-game starter and established most Maryland freshman records for passing and total offense ... finished No. 2 among Division I-A freshman quarterbacks (behind Virginia Tech's Michael Vick) in passing efficiency and total offense ... runner-up for ACC Rookie of the Year honors ... completed 93-of-179 passes (.510) for 1,264 yards and five touchdowns ... threw just three interceptions and finished with the best interception ratio (nearly 60:1) in the ACC ... season was cut short by two games (torn medial collateral ligament in his left knee Nov. 9 vs. NC State) ... a two-time ACC Rookie of the Week ... the triggerman in the Terps' rejuvenated offensive attack, he helped Maryland rise from 105th nationally in 1998 to 54th overall in 1999 in final NCAA total offense rankings ... threw for a career-high 221 yards at Georgia Tech and tossed a career-best two TD passes vs. West Virginia.

1998-99: Did not play basketball ... traveled all season as Maryland's third quarterback and earned a football redshirt.

Personal: Calvin Demar McCall ... born March 7, 1980 ... son of Lola and Kevin McCall ... grew up in Miami, but attended his final three years of high school in Orlando ... nickname is "Country" ... majoring in family studies.

McCALL'S CAREER STATISTICS

Year	GP-GS	Min.-Avg.	FG-A	Pct.	3P-A	Pct.	FT-A	Pct.	OR-DR	Reb-Avg.	PF-D	Ast	To	Blk	St	Pts.-Avg.
1999-00	13-0	72-5.5	5-22	.227	0-8	.000	4-7	.571	6-4	10-0.8	5-0	11	6	0	5	14-1.1
2000-01	11-0	46-4.5	4-13	.308	2-7	.286	3-5	.600	2-5	7-0.7	2-0	8	6	0	6	13-1.3
2001-02	19-0	80-4.2	10-19	.526	5-10	.500	2-4	.500	1-14	15-0.8	9-0	2	6	1	3	27-1.4
Career	43-0	198-4.6	19-54	.352	7-25	.280	9-16	.563	9-23	32-0.7	16-0	21	18	1	14	54-1.3

DREW NICHOLAS



12
Guard
Hempstead, N.Y.
(Long Island Lutheran)
6-3 • 160
Senior, 3V

On Nicholas: Versatile, sharp-shooting senior guard who has filled multiple roles on the Terps' 2002 national championship team and 2001 Final Four team ... a deadly shooter who most naturally plays in the shooting guard spot and should assume a starting role for 2002-03 ... he provides ultimate flexibility to rotate at the point guard and swing positions, also ... Maryland's first guard off the bench for three seasons ... has teamed with Tahj Holden off the bench the last three seasons to become one of the Terps' most valuable talents ... has played in all 107 games of his Maryland career and has moved into ninth on Maryland's career chart for 3-point field goals (103) ... played in double-figure minutes in all 36 games as a junior, and 99 of 107 career games.

Williams on Nicholas: "Drew has been so valuable because he's really played three positions for us in his first three years. This year, he has a great chance to start at the second guard spot. There are few people

who can shoot the ball from the 3-point line as well as Drew. I think he has a lot of confidence. He's made some big 3s. Certainly the two he made against Virginia down there were a key in us winning that game last season. I think we had a couple of guys like Tahj and Drew that would have started for most teams, but they were behind great players. Now they get their chance as seniors. That's how it's supposed to work. As long as a player has his opportunity, I feel very good about how his career has progressed. Drew's going to get his chance, he's probably going to be a starter this year, and if he can really step up, it will be big for us. Drew has been probably as valuable, and has made as much of a contribution, as anybody in our program in the past two years because we've needed somebody to back up Steve Blake at the point. We didn't want to lose Drew's shooting abilities, so he really wound up playing three positions. Even though he is still mostly a shooting guard, his ball-handling experience has made him a better basketball player."

2001-02: A 36-game performer who averaged 7.1 points and 2.3 rebounds for the national champions ... one of six players to average over 20 minutes (20.5), though he started just one game ... was third on the team in assists (88, 2.4 per game) behind Steve Blake and Juan Dixon ... scored in double figures in seven of 16 ACC games ... made his first career start against Detroit and contributed a career-high tying five rebounds to go along with six points ... contributed 14 points against William & Mary on 5-of-8 shooting ... went 5-of-6 from the field and 2-of-2 from the line en route to a 12-point effort at Duke ... was a perfect 2-for-2 from 3-point range and played valuable minutes at point guard, shooting guard and small forward to help the Terps topple Virginia ... his two treys came in the final two minutes of the game as Maryland scrapped back to erase a 9-point deficit ... scored 14 points at North Carolina on 5-of-6 field-goal shooting and 3-of-4 shooting from beyond the arc ... splashed in a pair of 3-pointers and handed out a pair of assists en route to a 12-point effort at Clemson ... dropped a season-high 15 points, including a 3-for-4 effort

from 3-point range, on Florida State, and scored 10 points, including a 4-for-4 performance from the free throw line vs. Virginia in Cole Field House's final game ... scored nine points in the Terps' NCAA first round game vs. Siena ... followed that performance with an eight-point effort against Wisconsin, and an eight-point, five-assist effort vs. Kentucky.

2000-01: Played in all 36 games and was third on the team in both 3-point field goals (34) and assists (86) ... averaged 16.6 minutes per contest, while scoring 6.6 points with 1.6 rebounds each game ... shot 49.4 percent from the floor and 42.0 percent from 3-point range ... averaged 5.4 points and 13.8 minutes per game during Maryland's NCAA Tournament run ... made 11-of-13 free throws during the tournament ... will be remembered for dribbling out the clock in the Terps' 87-73 NCAA West Region championship win over Stanford ... Chevrolet/CBS-TV player of the game with a season-high 16 points and career-high 10 assists in the Terps' regular season finale against Virginia ... played a season-high 27 minutes during a 102-67 rout of the No. 7 Cavaliers, shooting 7-of-8 from the floor including both 3-point attempts ... had double figures in consecutive games off the bench, with 15 at Georgia Tech on Feb. 6 and 16 at top-ranked North Carolina on Feb. 10 ... career-high five rebounds in ACC/Big Ten Challenge against Wisconsin on Nov. 29 ... against Dayton at the Maui Invitational, shot 4-of-5 from 3-point range, scoring 12 points with five assists and two steals ... six double-figure scoring games overall.

1999-00: Played in all 35 games as a true freshman and averaged 5.1 points ... one of five Terps with 30 or more 3-point field goals ... made 31-of-92 3-point attempts while averaging 15.7 minutes per game to lead all of Maryland's bench contributors ... also contributed 50 assists (1.4) and 16 steals (0.5) ... earned double-figure minutes in 30 of 35 games ... erupted with a season-high 27 points in a non-conference win over Fairleigh Dickinson on Nov. 22 ... played a season-best 28 minutes while hitting 9-of-11 shots, including four 3-pointers, against the Knights ... made 4-of-6 3-point attempts vs. FDU ... also scored in double figures with 12 points in 26 minutes vs. UMBC ... season-high five rebounds in home win over Winthrop ... dished a season-best six assists vs. Florida State in the ACC Tournament ... had four steals vs. Tulane ... totaled 18 points in three ACC Tournament games ... averaged 16 minutes and six points per game in two NCAA Tournament games.

Personal: Andrew Lawrence Nicholas ... born May 17, 1981 ... son of Yvonne and Darryl Nicholas ... majoring in government and politics ... a brother, Chris, starred collegiately at Colgate ... Drew was once a ballboy for the Raiders.



NICHOLAS' CAREER STATISTICS

Year	GP-GS	Min.-Avg.	FG-A	Pct.	3P-A	Pct.	FT-A	Pct.	OR-DR	Reb-Avg.	PF-D	Ast	To	Blk	St	Pts.-Avg.
1999-00	35-0	551-15.7	64-152	.421	31-92	.337	18-29	.621	9-29	38-1.1	47-0	50	31	4	16	177-5.1
2000-01	36-0	596-16.6	85-172	.494	34-81	.420	33-47	.702	17-39	56-1.6	44-0	86	45	5	22	237-6.6
2001-02	36-1	737-20.5	82-172	.477	38-96	.396	53-66	.803	10-71	81-2.3	47-0	88	37	12	16	255-7.1
Career	107-1	1884-17.6	231-496	.466	103-269	.383	104-142	.732	36-139	175-1.6	138-0	224	113	21	54	669-6.3

2002 NATIONAL CHAMPIONS

RYAN RANDLE



33
Forward/Center
Duncanville, Texas
**(Duncanville/
 Allegany CC)**
6-9 • 245
Senior, 1V

On Randle: Returning senior whose development in 2002 was instrumental in the Terps' drive to the NCAA title ... fills interior roles at power forward and center, and was remarkably productive in his first Division I season while averaging just 9.6 minutes per game ... former junior college recruit who helped Allegany CC to the national junior college finals ... helped re-stock Maryland's interior depth, while adding another quality shooter facing the basket ... handles the ball well, and passes well for a big man, has surprising agility for his size and displayed outstanding ability to block shots.

Williams on Randle: "When Ryan came in, nobody was sure exactly just how good he could be for us. He turned out to be, by the end of the year, someone you could put in the game and have no worries. He was very dependable. He played a great deal

of time against Kansas when Lonny [Baxter] got into foul trouble. He's played really well against good teams and good players. This is a big year for Ryan. When you come in as a junior college player, you want to make sure you have that senior year that really pays off. I think Ryan has the potential to play after college, so this will be a big year for him to polish his game. He can shoot the ball, he can pass, and put it on the floor a little bit."

2001-02: Played in 34 games during his first major college season, averaging 3.8 points and 3.1 rebounds in 9.6 minutes of action ... agile big man rounded out Maryland's incredibly deep frontcourt in his first season with the team ... made his Terrapin debut against Temple at the Coaches vs. Cancer IKON Classic ... contributed seven points against American and Detroit in his first two games at Cole Field House ... best statistical outing was against Norfolk State when he registered his first five blocked shots of the season to go along with a career-high 12 points and eight rebounds in a career-high 25 minutes ... nine points came in 12 minutes against North Carolina on Jan. 9, on 4-of-4 shooting with a three rebounds and two steals ... six points and five rebounds in 16 minutes at Florida State ... scored six points, pulled down two rebounds and blocked three shots in 11 minutes vs. FSU in the ACC Tournament ... registered four points and three rebounds in his first NCAA Tournament appearance, vs. Siena, and added four points and four rebounds in an NCAA second round game vs. Wisconsin ... logged 15 valuable minutes as the Terps topped Kansas in the Final Four.

At Allegany CC: Played the 1999-00 and 2000-01 seasons at Allegany CC where he helped lead the Trojans to the NJCAA

championship game as a sophomore ... led Allegany to a 32-3 record and earned all-league honors in the Maryland Junior College Athletic Conference ... Allegany finished 16-1 in the MJCAA ... Allegany was ranked No. 10 in the country, topping the century mark 16 times and ranking second in the nation in scoring ... averaged 13.2 points and 7.8 rebounds per game while leading the team with 61 blocked shots ... shot near 60 percent and ranked among MJCAA leaders ... team was 28-2 as a freshman, when he averaged 10.2 points, 5.1 rebounds and led the team with 31 blocks ... also had 43 assists and 27 steals, and shot 51.5 percent from the field ... season-high 23 points against Harford ... helped send the Trojans to the Maryland JUCO championship with a rebound, full-court dribble and a 30-foot 3-pointer with 1.9 seconds remaining to send Allegany to a 72-71 win over Cecil ... prompted coach Bob Kirk to claim after his freshman year that Randle was "the best player on our team even though he didn't

start. We've never had anyone who is as capable a player except for Steve Francis." ... Francis played at Allegany during the 1998 season before competing at Maryland as a junior in 1999.

High School: Graduated in 1999 from Duncanville High School in the suburbs of Dallas, Texas ... set a school record for blocked shots while leading his team to the 1999 Texas 5A state championship, with a 79-63 win over Dallas Kimball ... team was 35-3 while Randle averaged 10 points, 13 rebounds and six blocks en route to a second team all-state selection ... his team advanced to the regional semifinal of the state tournament as a junior ... considered one of the biggest "sleepers" in the nation coming out of Duncanville, according to the HOOP SCOOP recruiting service ... earned all-tourney accolades at the Slam Dunk To The Beach tournament as a senior ... prepped at Duncanville with University of Texas teammates Chris Owens and Brian Boddicker ... coached by Phil McNeely.

Personal: Ryan Randle ... born April 21, 1981 ... son of Jessica Randle ... has two younger brothers, Tye (18) and Terrance (14) ... an uncle, Christopher Randle, was a former tight end at the University of New Mexico ... favorite athlete is Grant Hill ... nickname is "Sleepy."



RANDLE'S CAREER STATISTICS

Year	GP-GS	Min.-Avg.	FG-A	Pct.	3P-A	Pct.	FT-A	Pct.	OR-DR	Reb-Avg.	PF-D	Ast	To	Blk	St	Pts.-Avg.
2001-02	34-0	326-9.6	55-105	.524	1-1	1.000	18-32	.563	35-71	106-3.1	52-0	5	16	18	13	129-3.8

ANDRE COLLINS



2
Guard
Crisfield, Md.
(Crisfield/
Hargrave Military)
5-9 • 180
Sophomore, 1V

On Collins: An ultra-quick point guard who played a reserve role last season as part of the Terps' national champions ... is expected to help move the ball quickly up the floor for Maryland ... will move into the point guard rotation with Steve Blake, Drew Nicholas and John Gilchrist ... was an outstanding scorer and exciting player in high school, before participating one season at Hargrave Military Academy ... wore #10 on his jersey as a freshman.

Williams on Collins: "Andre gives us a quick guard. Andre showed in flashes last year his ability to score. As he continues to work on his ballhandling, he's going to become a very important player for us. Andre's as quick as anybody we'll play against and he has the ability to get the ball downcourt in a hurry. Andre's going to play a lot of basketball at the University of Maryland."

2001-02: True freshman point guard who logged playing time in 22 games as a reserve, including two NCAA contests ... made his collegiate debut against

American on Nov. 17 ... dished three assists in eight minutes against Delaware State and recorded his first collegiate steal ... poured in six points on 2-of-3 shooting from 3-point range in five minutes against Monmouth ... registered a career night with a career-high 10 points on 5-of-6 shooting and 11 minutes played vs. Norfolk State ... scored seven points on 3-of-5 shooting against North Carolina on Jan. 9 ... also

matched his career high of three assists against the Tar Heels ... added three assists to a five-point effort in five minutes of action at Florida State ... his 3-pointer with no time on the clock vs. Virginia on March 3 will stand as the last field goal in Cole Field House history ... was 3-for-3 from the field vs. Florida State in the ACC Tournament, contributing eight points, a rebound, steal and assist ... logged minutes in his first NCAA Tournament game vs. Siena.

Hargrave Military Academy: Starting point guard for one season at Hargrave Military Academy in Chatham, Va., where Terrapin teammate Lonny Baxter played, also ... averaged 15.6 points and 8.0 assists per game in helping lead his squad to an overall record of 27-1 ... led the team in assists and was second in scoring ... one of 11 players from his Hargrave team to land a Division I scholarship ... scored 18 points, with seven rebounds and seven assists against Pfeiffer University JV ... scored 20 or more in consecutive games against Rockingham JC (24), Guilford College JV (21) and Southern Virginia College JV (21) ... played in the Charm City Classic all-star game in Baltimore in April 2001, with fellow Maryland signee Michael Grinnon.


High School: Graduated in 2000 from Crisfield High School in Crisfield, Md. ... prep All-American who led his team to a 25-3 record and a Maryland 1A state title as a senior ... averaged 30.5 points, 9.9 assists, 5.1 steals and 4.9 rebounds per game on his way to earning first team all-state honors (small schools) ... selected Player of the Year on the Eastern Shore and was tabbed to play in the Capital Classic All-Star game following his senior season ... four-year starter who totaled 2,152 points in his career, never averaging fewer than 10 points in a season ... a first team all-state selection as a sophomore, junior and senior.

Personal: Andre Collins ... born Aug. 9, 1982 ... son of Romaine Henderson and Andrew Collins ... siblings include Andrew (23), Chris (15), Chantel (10) and Danielle (9) ... majoring in letters and sciences.

COLLINS' CAREER STATISTICS

Year	GP-GS	Min.-Avg.	FG-A	Pct.	3P-A	Pct.	FT-A	Pct.	OR-DR	Reb-Avg.	PF-D	Ast	To	Blk	St	Pts.-Avg.
2001-02	22-0	83-3.8	18-27	.667	5-10	.500	7-9	.778	0-12	12-0.5	8-0	19	12	0	5	48-2.2

MICHAEL GRINNON



21
Forward
Oyster Bay, N.Y.
(St. Dominic)
6-6 • 195
Sophomore, 1V

On Grinnon: A fundamentally sound shooter who the Terps expect to fill a perimeter role ... can play as either a small forward or shooting guard ... played a reserve role behind Byron Mouton and Drew Nicholas at the swing position during 2001-02, and increased his strength and defensive capabilities during his first college season ... called a great outside shooter who knows the game, and has developed a quicker release since his freshman season.

Williams on Grinnon: "Mike didn't get a chance to play much last year, playing behind some great players. Having played against Byron Mouton and Juan Dixon everyday in practice last year, Mike is certainly a better player now than he was when he came in last year. Mike is one of those guys that really came on during his senior year of high school. People rate players nowadays from the time they are freshmen in high school. And if you get on somebody's 'list' early, you're going to remain on those lists for

the most part through your whole career. Mike wasn't on any of those lists early, but by the time he was a senior, he was playing against guys that were on those lists and doing very well, so I think Mike is really going to surprise a lot of players once he gets his opportunity."

2001-02: Swingman who played behind Byron Mouton and Drew Nicholas as a freshman, appearing in 16 games ... made his collegiate debut against American on Nov. 17 ... registered his first college points against Delaware State on Nov. 24 ... recorded an assist vs. William & Mary on Dec. 27 ... drilled a 3-pointer and pulled down a rebound in a four-minute ACC debut against North Carolina on Jan. 9 ... recorded his first collegiate steal at Clemson ... logged his first career NCAA Tournament minutes vs. Wisconsin.

High School: Graduated in 2001 from St. Dominic High School in Oyster Bay, N.Y. ... averaged 19 points per game while leading St. Dom to a No. 14 final ranking in the 2001 NY State Class A Poll ... team MVP and first team all-league ... Grinnon and the perennial Long Island powerhouse Bayhawks were ranked as high as No. 3 during his senior year ... Grinnon scored 21 points in the regular season finale against Holy Trinity, with a first quarter 3-pointer pushing him over the 1,000-point mark for his career ... had 22 points and seven rebounds, including a game-tying trey at the end of regulation, in a triple-overtime thriller against St. Ray's ... averaged 16 points and seven rebounds as a junior ... teamed with fellow Maryland newcomer Andre Collins at the Charm City Classic in Baltimore last April, scoring four points ... played against Drew Nicholas while he was in high school at Lutheran.

Personal: Michael Grinnon ... born Dec. 18, 1982 ... son of Hugh and Karen Grinnon ... has two older brothers, Jonathan (25) and Thomas (22) ... majoring in letters and sciences ... enjoys music, golf and political science ... lists Rush Limbaugh and George W. Bush as two of the people he most admires ... favorite athlete is Michael Jordan ... a member of his high school's National Honor Society, student ambassadors and S.A.D.D. (Students Against Destructive Decisions).

GRINNON'S CAREER STATISTICS

Year	GP-GS	Min.-Avg.	FG-A	Pct.	3P-A	Pct.	FT-A	Pct.	OR-DR	Reb-Avg.	PF-D	Ast	To	Blk	St	Pts.-Avg.
2001-02	16-0	33-2.1	2-7	.286	1-4	.250	2-2	1.000	3-2	5-0.3	4-0	4	3	0	1	7-0.4



2002 NATIONAL CHAMPIONS

NIK CANER-MEDLEY

15

Forward
Portland, Maine
(Deering)
6-7 • 210
Freshman, HS

On Caner-Medley: Will vie for a starting role at the small forward position as just a freshman and could be the most pleasant surprise of the Maryland recruiting class ... regarded as the best prospect out of the state of Maine in several years, he was called "White Thunder" in media reports surrounding the Capital Classic, identifying the youngster's aggressive play and leaping ability.

High School: Graduated from Deering High School in 2002 ... the player of the year in Maine and the state's top-rated player following his junior year also ... named the state's Mr. Basketball and the Gatorade

Player of the Year ... a Top 100 national recruit who steadily drew more attention as his career progressed ... a finalist for the McDonald's All-America team ... remarkable scoring as a senior, tallying a school-record 51 points on Feb. 12 vs. South Portland ... scored 47 points in consecutive games, had one game with 46 and another with 44 during his final prep campaign ... scored 39 points in a regional final game, and scored 26 points in a state championship defeat to Brunswick ... led the Rams to back-to-back Western Maine titles, twice losing in the state finals ... led the state in scoring in back-to-back seasons, with a 36.5-point average in 2002 and a 26.8-point clip in 2001 ... Deering's career scoring leader with 1,641 points ... also led the Southern Maine Athletic Association as a senior with 15.6 rebounds and 4.2 steals per game, and added 4.6 assists ... posted 12.7 rebounds, 4.4 steals and 4.1 assists as a junior under coach Mike Francoeur ... first-team all-state as a junior and senior, leading the SMAA in points and rebounds both seasons ... led his team to a 40-5 record in his last two seasons ... played at the Charm City Classic and the Capital Classic.

TRAVIS GARRISON

4

Forward/Center
Hyattsville, Md.
(DeMatha)
6-9 • 215
Freshman, HS

On Garrison: Terps' most highly-regarded newcomer for 2002-03 ... a 6-9 power forward who can face the basket, rebound and defend in the interior ... will be looked upon to contribute quickly in his first college season, joining newcomer Jamar Smith and returning seniors Tahj Holden and Ryan Randle among a four-player post rotation ... could also see time as a swing forward as his perimeter game improves.

High School: Graduated from DeMatha High School in 2002 ... led powerhouse DeMatha to a 31-3 record as a senior while averaging 17.7 points, 13 rebounds and four

blocks as the Stags won their second straight D.C. city title ... shot 74 percent from the free throw stripe ... capped his senior season by leading the Stags to a state Catholic title in the Alhambra Invitational ... USA Today third team All-American and a consensus top 25 recruit ... named MVP of five tournaments including the Adolph Rupp Classic in Kentucky and the Basketball Hall of Fame Classic in Massachusetts, and selected for McDonald's All-American game at Madison Square Garden ... the first local star named to the McDonald's All-America game since former DeMatha stars Keith Bogans and Joe Forte in 1999 ... a first-team All-Met selection by the *Washington Post* and a second team All-Met pick as a junior ... averaged 15 points, nine rebounds and three blocks as a junior under Hall of Fame coach Morgan Wootten ... participant in the Capital Classic alongside current Maryland freshmen Nik Caner-Medley, John Gilchrist and Chris McCray.

JOHN GILCHRIST

11

Guard
Virginia Beach, Va.
(Salem)
6-1 • 170
Freshman, HS

On Gilchrist: Two-time Virginia state player of the year who announced his attentions to come to Maryland because of the long line of developing players under coach Gary Williams ... the physical point guard prospect should see immediate minutes split between duties behind Steve Blake and Drew Nicholas at both guard positions ... characterized as a winner and a competitor ... attended Maryland's summer youth basketball camp since he was 9-years old ... invited to USA Basketball's 2002 tryout camp for the U.S. Junior World Championship Qualifying Team.

High School: A four-year starter at Salem High School where he graduated in 2002 and was a two-time AP AAA Player of the Year in Virginia ... team finished 23-1 as a sophomore, 29-1 as a junior and 17-2 as a senior under coach Bill Cochran ... team was 15-0 in Virginia's East Region Beach District as a senior, falling to Hampton in the state's East Region championship game ... finalist for the McDonald's All-America team ... regarded as one of the top five point guards in the country ... helped Salem to three consecutive AAA state titles in 1999, 2000 and 2001 ... averaged 20 points, eight assists and just one turnover per game as a senior ... scored 19.8 points per contest in 2000-01, to go with 7.5 assists and 6.7 rebounds ... shot over 85 percent from the free throw line and over 45 percent from the 3-point stripe in his last two seasons ... averaged 15 points and eight assists as just a sophomore ... ranked as the top point guard at the 2001 Nike Camp in Indianapolis, and as the country's fifth-best point guard by *The Sporting News* ... played in the Charm City Classic and the Capital Classic at the MCI Center ... teamed with Duke recruit J.J. Redick while winning AAU 17-under and 19-under national championships ... also was an AAU All-American.

CHRIS McCRAY

13

Guard
Capital
Heights, Md.
(Fairmont Heights)
6-4 • 180
Freshman, HS

On McCray: Freshman shooting guard who will log time behind Drew Nicholas on the 2002-03 Terrapin roster ... local scoring star who is the most natural shooting guard among Maryland newcomers ... consensus Top 100 recruit who "showed physique and potential reminiscent to Juan Dixon" with his play in the Capital Classic.

High School: Graduated from Fairmont Heights High School in 2002 ... two-time All-Met selection by the *Washington Post* averaged 26.8 points, 7.9 rebounds, 5.3 assists and 2.7 steals per game ... holds school career records for points (1,623) and three-pointers (176), and ranked 16th among

D.C. metro scoring leaders as a senior ... 40 percent 3-point shooter ... averaged 29 points to go with six assists and four rebounds as a junior when he was a runner-up in voting for All-Met player of the year honors ... season-high 41 points against Douglass HS as a senior, and had four 40-point scoring outbursts as a junior ... prep high 49-points against St. Frances of Baltimore as a junior ... high school coach was George Wake ... team finished 12-10 as a senior, after a 19-6 mark and a trip to the Maryland 2A semifinals as a junior ... played in the Charm City Classic in Baltimore, and the Capital Classic at the MCI Center.

JAMAR SMITH

1

Forward/Center
Sicklerville, N.J.
(Overbrook/Allegany CC)
6-9 • 225
Junior, JC

On Smith: Junior college transfer will begin his first Division I season in 2002-03, hopeful of entering the Maryland starting lineup at small forward or power forward ... noted as a slimmer, quicker version of departed NBA prospect Chris Wilcox ... teamed with Terp forward Ryan Randle while both were at Allegany College during the 2001 season ... third player in four years to join the Terps from Allegany, following Randle and Houston Rockets all-star Steve Francis.

Junior College: Played two seasons at Allegany College in Cumberland, Md. ... averaged 17.9 points and 12.8 rebounds at Allegany in 2002 while leading the Trojans to a 32-4 record overall, a 17-0 league record

and their second straight Maryland JUCO championship ... named first team JUCO All-Region and first team All-Maryland among junior colleges ... helped the Trojans to their second straight Maryland JUCO title and national tournament appearance by winning MVP honors in the Maryland state tournament ... had 26 points, 18 rebounds, three steals and a pair of blocked shots as the Trojans defeated Hagerstown CC for the state championship ... in four tournament games, averaged 21.8 points by scoring 22, 19, 20 and 26 points in successive games ... combined for 37 rebounds in the semifinal and final games ... averaged 8.1 points and 5.5 rebounds as a freshman in 2001 while playing beside Randle as Allegany played for the National Junior College championship.

High School: Graduated from Overbrook High School in 2000 ... four-year starter where he averaged 25 points, 14 rebounds, three blocks and four assists per game, and was heralded as a prep All-American by *Street & Smith Magazine* ... was his team's MVP and named to all-state and All-South Jersey teams ... scored over 1,800 points with over 1,000 rebounds in his career ... played for coach Chuck Marciano.

2001-02 REVIEW NOTEBOOK

• Maryland won its first national championship with a 64-52 win over Indiana in the NCAA national championship game on April 1, 2002. The Terrapins won 19 of their final 20 games, and 24 of their last 26 to finish the season with a 32-4 record. Maryland earned NCAA Tournament victories over Siena (85-70), Wisconsin (87-57), Kentucky (78-68), Connecticut (90-82), Kansas (97-88) and Indiana.

• The Terrapins became the first team ever to advance to the national championship game by playing the highest possible seed in each round and besting a series of traditional heavyweights along the way: #16 seed Siena, #8 Wisconsin, #4 Kentucky, #2 Connecticut, #1 Kansas, #5 Indiana.

• Beating Indiana for the title, the Terps handed the Hoosiers their first-ever loss in a title game and completed a run through five straight former champions: Wisconsin (1 title), Kentucky (7), Connecticut (1), Kansas (2) and Indiana (5).

• Maryland's six wins in the NCAA Tournament all were decided by at least eight points. Only seven other champions since 1970 have won the title without a single opponent coming closer than eight points.

• Maryland's **Gary Williams** became the first coach since 1974 and just the 10th overall to lead his alma mater to the national championship.

• Williams became just the 10th active coach to boast an NCAA championship (Jim Calhoun, Steve Fisher, Jim Harrick, Tom Izzo, Bob Knight, Mike Krzyzewski, Lute Olson, Rick Pitino and Tubby Smith).

• **Juan Dixon** finished the NCAA Tournament with 155 points, the ninth-highest total in tournament history, averaging 25.8 points in the process. His point total was the highest since Michigan's Glen Rice in 1989, and vaulted his career total in NCAA Tournament games to 294 points — ninth in NCAA history and the second-best by a player from the Atlantic Coast Conference.

• All-America guard **Juan Dixon** became the Terps' all-time scoring champ during Maryland's second-round NCAA win over Wisconsin. He later tied a career-high with 33 points in a national semifinal win over Kansas, and finished his career with 2,269 points. In six NCAA Tournament games, Dixon totaled 29, 29, 19, 27, 33 and 18 points. He matched his career-high with five 3-pointers in three different NCAA games and in the championship he also had five steals to mark the most in a championship game since 1990.

• Dixon ended his career by scoring in double figures in 54 consecutive games. It is the second-longest streak in Maryland history (Tom McMillen, 74, 1972-73-74) and the 14th-longest in ACC history.

• Only two clubs were been ranked No. 1 during the course of the 2001-02 regular season — Duke and Kansas. Maryland was the only team to beat them both. While the Terps finished the year at No. 4 in the final poll by the Associated Press, Maryland's No. 1 ranking in the final coaches poll by *USA Today/ESPN* marked the first time in history that Maryland has ever earned a No. 1 ranking.

• Maryland's No. 4 ranking in both major polls matched the highest that Maryland has ever been ranked during the NCAA Tournament. In 1975, the Terrapins were also No. 4 and advanced to the Elite Eight.

• Since 1990, Maryland became the eighth team to reach the Final Four in consecutive seasons.

• Combining the 2001 and 2002 seasons, Maryland has advanced to two Final Fours, finished with No. 1 and No. 4 final rankings, won an ACC regular season title and finished the 2002 season undefeated (15-0) at Cole Field House.

• Since Feb. 17, 2001, Maryland has a combined record of 42-6. All six losses have been on the road against Duke (3), Arizona, NC State and Oklahoma.

• The University of Maryland is just the fourth Division I institution (Michigan, Michigan State, Ohio State) and the first from the Atlantic Coast Conference to claim a first-place finish in the AP football poll and an NCAA championship in basketball. Maryland finished No. 1 in the AP college football poll of 1953.

• The Terps' return to the Final Four followed the school's first trip to the Elite Eight in consecutive seasons and its fourth overall (1973, 1975, 2001). Maryland has advanced to at least the Sweet Sixteen in four of the past five seasons, and in six of nine years since 1994.

• The Terps' 32 victories broke the Maryland record for wins in a season (28-6 in 1999). The 2002 Terrapins became the 15th team in ACC history to win 30 games.

• A No. 1 seed in the NCAA Tournament for the first time in school history, Maryland was 5-1 against teams in the AP top 10 in 2002, and 9-2 against teams in the AP top 25. Its five wins vs. the top 10, and nine vs. the top 25, both are school records.

• Maryland and Oklahoma were the only teams in the field of 65 to claim wins over teams which were ranked both No. 1 and No. 2.

• The Terrapins were the only team in the country that never lost a game to a team outside of the Top 25, according to the final poll released by *USA Today/ESPN*.

• The top seed from the East Region, Maryland was the regular season champion in the Atlantic Coast Conference with a 15-1 league mark — just the fourth team in ACC history to win 15 league games. Maryland's ACC record and its 25-3 regular season record both were the best in school history as the Terrapins won their first outright ACC regular season title since 1980.

• The ACC Coach of the Year, **Gary Williams** is Maryland's winningest coach in NCAA Tournament history, boasting a 19-8 record in nine appearances. He is 23-11 in the NCAA Tournament overall and is the eighth-winningest active coach in tournament history.

• Maryland's senior class finished 110-31 over the last four seasons, marking the most wins by any class in school history. **Juan Dixon** played in all 110 victories, and **Lonny Baxter** in 107. Maryland set new standards for most wins in a four-year period (110) and a five-year stretch (131).

• Since the NCAA began selecting regional Most Outstanding Players in 1966, **Lonny Baxter** is just the 10th player in history to be a two-time regional MVP. **Juan Dixon** became the first Maryland player ever named as the MVP of the NCAA Final Four.

• Maryland's **Lonny Baxter** and **Juan Dixon** became the highest-scoring tandem (4,127 points) in NCAA history ever to win a national championship, and the 12th-highest scoring tandem overall.

• The Baxter-Dixon duo of 2002 joined Len Elmore and Tom McMillen in 1974 as the only pairs of first team All-Americans on the same team in Maryland history. Dixon won consensus first team selection on every major All-America team in 2002 and Baxter was one of 10 members on the Wooden All-America team.

• Point guard **Steve Blake** boasts 751 career assists as just a junior — the most of any player in the nation entering the 2002-03 season. Already Maryland's career leader, he is on pace to become just the fourth player in NCAA history with 1,000 in his career. He averages 7.02 assists per game for his career and averaged a school-record 7.94 in 2002.

• All five members of the Maryland starting lineup were decorated with ACC honors. Player of the Year **Juan Dixon** was a first team selection, **Lonny Baxter** was a second team pick, and **Steve Blake** and **Chris Wilcox** each earned third team All-ACC honors. **Byron Mouton** was an ACC honorable mention selection. Dixon and Baxter each were named to the ACC's All-Defensive Team, with Blake and Wilcox as honorable mention selections. Blake was named to the ACC's second team all-tournament squad.



2002 NATIONAL CHAMPIONS

2001-02 SEASON RESULTS

Overall: 32-4 ACC: 15-1 Home: 15-0 Away: 7-2 Neutral: 10-2

Date	Opponent	Result	Att.	Overall	ACC	Points Leader	Rebounds Leader	Assists Leader
N8 1 [2/3]	vs. Arizona	L 67-71	12,615	0-1	—	Dixon 21	Blake 10	Dixon 5
N9 1 [2/3]	vs. [16/17] Temple	W 82-74	15,404	1-1	—	Dixon 25	Wilcox 9	Nicholas 6
N17 [2/6]	American	W 83-53	13,485	2-1	—	Baxter 25	Mouton 10	Blake 9
N24 [6/5]	Delaware State	W 77-53	13,146	3-1	—	Baxter 18	Baxter 12	Blake 5
N27 2 [5/4]	[2/2] Illinois	W 76-63	14,500	4-1	—	Dixon 25	Holden, Wilcox 6	Blake 9
D2 3 [5/4]	vs. Princeton	W 61-53	13,860	5-1	—	Baxter 19	Baxter 12	Blake 8
D3 3 [3/2]	vs. Connecticut	W 77-65	14,813	6-1	—	Baxter 24	Baxter 10	Blake 9
D9 [3/2]	Detroit	W 79-54	14,327	7-1	—	Baxter 17	Baxter 7	Blake 8
D11 [3/2]	Monmouth	W 91-55	13,336	8-1	—	Dixon 18	Wilcox 13	Blake 7
D21 [2/2]	[22/21] at Oklahoma	L 56-72	12,715	8-2	—	Wilcox 15	Baxter 10	Blake 6
D27 [8/6]	William & Mary	W 103-75	14,500	9-2	—	Dixon, Mouton 19	Baxter 10	Blake, Dixon 9
D30 * [8/6]	at NC State	W 72-65	18,163	10-2	1-0	Dixon 21	Wilcox 12	Blake 5
J3 [8/6]	Norfolk State	W 92-69	13,201	11-2	—	Dixon 17	Wilcox 8	Blake 9
J9 * [4/4]	North Carolina	W 112-79	14,500	12-2	2-0	Dixon 29	Blake 9	Blake 14
J13 * [4/4]	at Georgia Tech	W 92-87	6,332	13-2	3-0	Dixon 26	Dixon 10	Blake 5
J17 * [3/3]	at [1/1] Duke	L 78-99	9,314	13-3	3-1	Baxter 24	Baxter 8	Blake 8
J20 * [3/3]	Clemson	W 99-90	14,500	14-3	4-1	Dixon 23	Wilcox 14	Blake 13
J23 * [3/3]	[21/16] at Wake Forest	W 85-63	13,886	15-3	5-1	Dixon, Blake 19	Wilcox 5	Mouton 4
J26 * [3/3]	Florida State	W 84-63	14,500	16-3	6-1	Dixon 25	Dixon 11	Blake 9
J31 * [3/3]	[8/5] at Virginia	W 91-87	8,392	17-3	7-1	Mouton 21	Baxter 10	Blake, Dixon 4
F3 * [3/3]	NC State	W 89-73	14,500	18-3	8-1	Dixon 27	Mouton 6	Blake 6
F10 * [3/3]	at North Carolina	W 92-77	18,751	19-3	9-1	Dixon 18	Baxter 10	Blake 9
F13 * [3/3]	Georgia Tech	W 85-65	14,500	20-3	10-1	Baxter 22	Wilcox 12	Blake 8
F17 * [3/3]	[1/1] Duke	W 87-73	14,500	21-3	11-1	Wilcox 23	Wilcox 11	Blake 13
F20 * [2/2]	at Clemson	W 84-68	8,500	22-3	12-1	Dixon 21	Baxter 12	Blake 9
F24 * [2/2]	[20/21] Wake Forest	W 90-89	14,500	23-3	13-1	Baxter 25	Wilcox 9	Blake 13
F27 * [2/2]	at Florida State	W 96-63	6,461	24-3	14-1	Dixon 25	Baxter, Blake 6	Blake 12
M3 * [2/2]	Virginia	W 112-92	14,500	25-3	15-1	Dixon 23	Wilcox 11	Blake 10
M8 4 [2/2]	vs. Florida State	W 85-59	23,895	26-3	—	Dixon 20	Wilcox 8	Blake 7
M9 4 [2/2]	vs. NC State	L 82-86	23,895	26-4	—	Blake 21	Mouton, Baxter 7	Blake 11
M15 5 [4/4]	vs. Siena	W 85-70	18,770	27-4	—	Dixon 29	Baxter 9	Blake 11
M17 5 [4/4]	vs. Wisconsin	W 87-57	18,789	28-4	—	Dixon 29	Mouton, Wilcox, Baxter 7	Blake 4
M22 6 [4/4]	vs. [16/15] Kentucky	W 78-68	29,633	29-4	—	Dixon 19	Dixon 7	Blake, Nicholas 5
M24 6 [4/4]	vs. [10/13] Connecticut	W 90-82	29,252	30-4	—	Baxter 29	Baxter 9	Blake 6
M30 7 [4/4]	vs. [2/2] Kansas	W 97-88	53,378	31-4	—	Dixon 33	Wilcox 9	Blake 11
A1 7 [4/4]	vs. Indiana	W 64-52	53,406	32-4	—	Dixon 18	Baxter 14	Holden 4

* - denotes Atlantic Coast Conference games

1 - denotes Coaches vs. Cancer IKON Classic at New York, N.Y. (Madison Square Garden)

2 - denotes ACC/Big Ten Challenge at College Park, Md. (Cole Field House)

3 - denotes BB&T Classic at Washington, D.C. (MCI Center)

4 - denotes ACC Tournament at Charlotte, N.C. (Charlotte Coliseum)

5 - denotes NCAA East Region First and Second Rounds at Washington, D.C. (MCI Center)

6 - denotes NCAA East Regional at Syracuse, N.Y. (Carrier Dome)

7 - denotes NCAA Final Four at Atlanta, Ga. (Georgia Dome)

Numbers in brackets denote rankings by AP/USA Today-ESPN

TERRAPIN RECORDS WITH VARIOUS STARTING LINEUPS

F Mouton	F Wilcox	C Baxter	G Blake	G Dixon 22-3
vs. Arizona (11-8), NC State (12-30), North Carolina (1-9), Georgia Tech (1-13), at Duke (1-17), Clemson (1-20), at Wake Forest (1-23), Fla. State (1-26), at Virginia (1-31), NC State (2-3), at North Carolina (2-10), Georgia Tech (2-13), Duke (2-17), at Clemson (2-20), Wake Forest (2-24), at Fla. State (2-27), Virginia (3-3), Florida State (3-8), NC State (3-9), Siena (3-15), Wisconsin (3-17), Kentucky (3-22), Connecticut (3-24), Kansas (3-30), Indiana (4-1)					
F Mouton	F Holden	C Baxter	G Blake	G Dixon 8-1
vs. Temple (11-9), American (11-17), Delaware State (11-24), Illinois (11-27), vs. Princeton (12-2), vs. Connecticut (12-3), Monmouth (12-11), at Oklahoma (12-21), William & Mary (12-27)					
F Holden	C Baxter	G Blake	G Dixon	G Nicholas 1-0
Detroit (12-9)					
F Mouton	F Wilcox	C Holden	G Blake	G Dixon 1-0
Norfolk State (1-3)					



Byron Mouton celebrates the hoisting of the championship banner.

2001-02 SEASON STATISTICS

#	Player	GP	GS	Min	Avg	/--TOTAL--/			/--3-PTS--/			/--REBOUNDS--/															
						FG	FGA	Pct	3FG	FGA	Pct	FT	FTA	Pct	Off	Def	Tot	Avg	PFFO	A	TO	Blk	Stl	Pts	Avg		
03	Dixon, Juan	36	36	1209	33.6	251	535	.469	92	232	.397	141	157	.898	49	117	166	4.6	72	0	104	89	7	92	735	20.4	
35	Baxter, Lonny	35	35	1005	28.7	193	354	.545	0	1	.000	147	236	.623	80	208	288	8.2	103	5	28	76	69	33	533	15.2	
54	Wilcox, Chris	36	26	866	24.1	173	343	.504	0	2	.000	86	147	.585	97	160	257	7.1	97	1	53	53	53	28	432	12.0	
01	Mouton, Byron	36	35	1017	28.3	144	307	.469	14	55	.255	99	129	.767	89	91	180	5.0	81	0	74	51	6	34	401	11.1	
25	Blake, Steve	36	36	1152	32.0	91	238	.382	44	128	.344	61	74	.824	20	117	137	3.8	72	1	286	116	16	56	287	8.0	
12	Nicholas, Drew	36	1	737	20.5	82	172	.477	38	96	.396	53	66	.803	10	71	81	2.3	47	0	88	37	12	16	255	7.1	
45	Holden, Tahj	36	11	665	18.5	62	137	.453	17	40	.425	61	73	.836	32	64	96	2.7	93	1	42	31	34	21	202	5.6	
33	Randle, Ryan	34	0	326	9.6	55	105	.524	1	11	1.000	18	32	.563	35	71	106	3.1	52	0	5	16	18	13	129	3.8	
10	Collins, Andre	22	0	84	3.8	18	27	.667	5	10	.500	7	9	.778	0	12	12	0.5	8	0	19	12	0	5	48	2.2	
05	McCall, Calvin	19	0	80	4.2	10	19	.526	5	10	.500	2	4	.500	1	14	15	0.8	9	0	2	6	1	3	27	1.4	
21	Grinnon, Mike	16	0	33	2.1	2	7	.286	1	4	.250	2	2	1.000	3	2	5	0.3	4	0	4	3	0	1	7	0.4	
04	Badu, Earl	12	0	26	2.2	2	4	.500	0	1	1.000	0	4	.000	0	3	3	0.3	2	0	9	3	0	0	4	0.3	
TM TEAM.....																											
Total.....		36				1083	2248	.482	217	580	.374	677	933	.726	4731006	1479	41.1	640	8	714	495	216	302	3060	85.0		
Opponents.....		36				920	2304	.399	227	717	.317	485	712	.681	508	839	1347	37.4	741	-	489	555	128	256	2552	70.9	

Team Statistics

TEAM	MARYLAND	OPP	
SCORING	3060	2552	
Points per game	85.0	70.9	
Scoring margin	+14.1	-	
FIELD GOALS-ATT	1083-2248	920-2304	
Field goal pct	.482	.399	
3 POINT FG-ATT	217-580	227-717	
3-point FG pct	.374	.317	
3-pt FG made per game	6.0	6.3	
FREE THROWS-ATT	677-933	485-712	
Free throw pct	.726	.681	
REBOUNDS	1479	1347	
Rebounds per game	41.1	37.4	
Rebounding margin	+3.7	-	
ASSISTS	714	489	
Assists per game	19.8	13.6	
TURNOVERS	495	555	
Turnovers per game	13.8	15.4	
Turnover margin	+1.7	-	
Assist/turnover ratio	1.4	0.9	
STEALS	302	256	
Steals per game	8.4	7.1	
BLOCKS	216	128	
Blocks per game	6.0	3.6	
WINNING STREAK	6	-	
Home win streak	15	-	
ATTENDANCE	212495	396364	
Home games-Avg/Game	15-14166	9-11390	
Neutral site-Avg/Game	-	12-24488	
SCORE BY PERIODS:	1st	2nd	Total
Maryland	1493	1567	3060
Opponents	1231	1321	2552

2001-02 Results

DATE	OPPONENT	SCORE	ATT.
1 11/08/01	vs Arizona	L 67-71	12,615
1 11/09/01	vs Temple	W 82-74	15,404
11/17/01	AMERICAN	W 83-53	13,485
11/24/01	DELAWARE STATE	W 77-53	13,146
2 11/27/01	ILLINOIS	W 76-63	14,500
3 12/02/01	vs Princeton	W 61-53	13,860
3 12/03/01	vs Connecticut	W 77-65	14,813
12/09/01	DETROIT	W 79-54	14,327
12/11/01	MONMOUTH	W 91-55	13,336
12/21/01	at Oklahoma	L 56-72	12,715
12/27/01	WILLIAM & MARY	W 103-75	14,500
* 12/30/01	at NC State	W 72-65	18,163
01/03/02	NORFOLK STATE	W 92-69	13,201
* 01/09/02	NORTH CAROLINA	W 112-79	14,500
* 01/13/02	at Georgia Tech	W 92-87	6,332
* 01/17/02	at Duke	L 78-99	9,314
* 01/20/02	CLEMSON	W 99-90	14,500
* 01/23/02	at Wake Forest	W 85-63	13,886
* 01/26/02	FLORIDA STATE	W 84-63	14,500
* 01/31/02	at Virginia	W 91-87	8,392
* 02/03/02	NC STATE	W 89-73	14,500
* 02/10/02	at North Carolina	W 92-77	18,751
* 02/13/02	GEORGIA TECH	W 85-65	14,500
* 02/17/02	DUKE	W 87-73	14,500
* 02/20/02	at Clemson	W 84-68	8,500
* 02/24/02	WAKE FOREST	W 90-89	14,500
* 02/27/02	at Florida State	W 96-63	6,461
* 03/03/02	VIRGINIA	W 112-92	14,500
4 03/08/02	vs Florida State	W 85-59	23,895
4 03/09/02	vs NC State	L 82-86	23,895
5 03/15/02	vs Siena	W 85-70	18,770
5 03/17/02	vs Wisconsin	W 87-57	18,789
6 03/22/02	vs Kentucky	W 78-68	29,633
6 03/24/02	vs Connecticut	W 90-82	29,252
7 03/30/02	vs Kansas	W 97-88	53,378
7 04/01/02	vs Indiana	W 64-52	53,406

* - Atlantic Coast Conference games

- 1 - Coaches vs. Cancer IKON Classic at New York, N.Y. (Madison Square Garden)
- 2 - ACC/Big 10 Challenge at College Park, Md. (Cole Field House)
- 3 - BB&T Classic at Washington, D.C. (MCI Center)
- 4 - ACC Tournament at Charlotte, N.C. (Charlotte Coliseum)
- 5 - NCAA East Region First & Second Rounds at Washington, D.C. (MCI Center)
- 6 - NCAA East Regional at Syracuse, N.Y. (Carrier Dome)
- 7 - NCAA Final Four at Atlanta, Ga. (Georgia Dome)



Region MVP Lonny Baxter cuts down the net at Syracuse.



2002 NATIONAL CHAMPIONS

2001-02 NCAA TOURNAMENT STATISTICS

#	Player	GP	GS	Min	Avg	/---TOTAL---			/---3-PTS---			/---REBOUNDS---															
						FG	FGA	Pct	3FG	FGA	Pct	FT	FTA	Pct	Off	Def	Tot	Avg	PFFO	A	TO	Blk	Stl	Pts	Avg		
03	Dixon, Juan	6	6	219	36.5	52	96	.542	22	43	.512	29	33	.879	5	18	23	3.8	11	0	19	16	0	12	155	25.8	
35	Baxter, Lonny	6	6	167	27.8	32	57	.561	0	0	.000	30	42	.714	10	41	51	8.5	15	1	4	12	13	5	94	15.7	
54	Wilcox, Chris	6	6	156	26.0	33	64	.516	0	2	.000	15	21	.714	9	24	33	5.5	14	0	6	10	7	8	81	13.5	
01	Mouton, Byron	6	6	175	29.2	13	37	.351	0	2	.000	16	17	.941	15	15	30	5.0	12	0	10	10	1	8	42	7.0	
12	Nicholas, Drew	6	0	129	21.5	12	31	.387	7	19	.368	10	11	.909	2	12	14	2.3	8	0	14	9	0	4	41	6.8	
25	Blake, Steve	6	6	186	31.0	11	38	.289	6	21	.286	9	14	.643	3	20	23	3.8	17	0	40	17	1	9	37	6.2	
45	Holden, Tahj	6	0	98	16.3	9	16	.563	2	6	.333	15	15	1.000	7	12	19	3.2	17	0	6	5	4	2	35	5.8	
33	Randle, Ryan	6	0	54	9.0	7	15	.467	0	0	.000	0	1	.000	5	6	11	1.8	9	0	1	2	1	14	2.3		
10	Collins, Andre	2	0	5	2.5	1	2	.500	0	0	.000	0	0	.000	0	0	0	0.0	0	0	0	1	0	1	2	1.0	
05	McCall, Calvin	3	0	7	2.3	0	0	.000	0	0	.000	0	0	.000	0	0	0	0.0	1	0	0	0	0	0	0	0.0	
04	Badu, Earl	1	0	2	2.0	0	0	.000	0	0	.000	0	0	.000	0	0	0	0.0	0	0	2	1	0	0	0	0.0	
21	Grinnon, Mike	1	0	2	2.0	0	1	.000	0	0	.000	0	0	.000	2	0	2	2.0	0	0	0	0	0	0	0	0.0	
TEAM.....																											
Total.....		6				170	357	.476	37	93	.398	124	154	.805	67	164	231	38.5	104	1	102	82	28	50	501	83.5	
Opponents.....		6				146	365	.400	46	124	.371	79	113	.699	72	138	210	35.0	126	-	85	93	23	43	417	69.5	

2001-02 ACC SEASON STATISTICS

#	Player	GP	GS	Min	Avg	/---TOTAL---			/---3-PTS---			/---REBOUNDS---															
						FG	FGA	Pct	3FG	FGA	Pct	FT	FTA	Pct	Off	Def	Tot	Avg	PFFO	A	TO	Blk	Stl	Pts	Avg		
03	Dixon, Juan	16	16	548	34.2	109	239	.456	40	104	.385	76	84	.905	26	59	85	5.3	34	0	41	43	0	44	334	20.9	
35	Baxter, Lonny	16	16	458	28.6	93	167	.557	0	1	.000	68	113	.602	37	91	128	8.0	51	2	12	32	35	18	254	15.9	
01	Mouton, Byron	16	16	467	29.2	84	159	.528	8	31	.258	44	56	.786	38	42	80	5.0	38	0	42	24	1	11	220	13.8	
54	Wilcox, Chris	16	16	386	24.1	82	158	.519	0	0	.000	48	77	.623	48	77	125	7.8	49	0	29	20	26	17	212	13.3	
25	Blake, Steve	16	16	506	31.6	43	104	.413	19	52	.365	29	33	.879	9	48	57	3.6	33	1	141	49	6	21	134	8.4	
12	Nicholas, Drew	16	0	327	20.4	39	74	.527	21	42	.500	24	28	.857	3	32	35	2.2	23	0	45	14	5	7	123	7.7	
45	Holden, Tahj	16	0	268	16.8	17	50	.340	5	11	.455	29	35	.829	10	31	41	2.6	40	0	13	13	9	6	68	4.3	
33	Randle, Ryan	16	0	154	9.6	30	53	.566	0	0	.000	5	13	.385	18	33	51	3.2	29	0	4	8	7	10	65	4.1	
05	McCall, Calvin	8	0	23	2.9	5	6	.833	2	3	.667	1	2	.500	0	3	3	0.4	3	0	0	2	0	1	13	1.6	
10	Collins, Andre	13	0	35	2.7	6	10	.600	3	6	.500	5	7	.714	0	6	6	0.5	3	0	8	7	0	0	20	1.5	
04	Badu, Earl	6	0	10	1.7	1	11	.000	0	0	.000	0	0	.000	0	2	2	0.3	0	0	5	1	0	0	2	0.3	
21	Grinnon, Mike	10	0	18	1.8	1	3	.333	1	2	.500	0	0	.000	1	0	1	0.1	1	0	2	2	0	1	3	0.3	
TEAM.....																											
Total.....		16				510	1024	.498	99	252	.393	329	448	.734	215	455	670	41.9	304	3	342	217	89	136	1448	90.5	
Opponents.....		16				445	1058	.421	109	331	.329	234	352	.665	232	358	590	36.9	343	-	240	238	63	108	1233	77.1	

POINTS-REBOUNDS-ASSISTS

OPPONENT	35*	25	10	3	21	45*	5	1	12	33*	54*
	Baxter	Blake	Collins	Dixon	Grinnon	Holden	McCall	Mouton	Nicholas	Randle	Wilcox
N8 vs. Arizona	14 9 2	810 4	dnp	21 3 5	dnp	2 2 0	dnp	10 5 2	2 4 3	dnp	10 3 0
N9 vs. Temple	7 6 1	20 1 4	dnp	25 3 4	dnp	5 4 2	3 3 0	13 2 2	0 1 6	2 3 0	7 9 1
N17 American	25 9 2	2 8 9	2 1 1	22 6 1	0 1 0	6 1 2	2 1 1	810 3	7 1 3	7 6 0	4 6 1
N24 Delaware State	1812 2	5 5 5	0 1 3	13 5 2	2 0 0	8 5 1	0 1 0	7 4 2	4 2 3	4 5 0	1610 3
N27 Illinois	5 5 1	10 4 9	dnp	25 5 1	dnp	2 6 1	dnp	3 3 2	12 4 1	0 2 0	19 6 2
D2 vs. Princeton	1912 2	4 1 8	dnp	14 3 2	dnp	5 4 0	dnp	6 5 0	7 2 0	0 0 0	611 2
D3 vs. Connecticut	2410 1	8 1 9	dnp	16 5 3	dnp	15 2 1	dnp	2 5 1	7 1 2	0 1 0	5 9 3
D9 Detroit	17 7 0	0 2 8	0 1 2	12 6 4	dnp	14 1 6	2 1 0	13 4 0	6 5 1	7 4 0	8 4 1
D11 Monmouth	10 9 3	7 1 7	6 0 1	18 2 3	dnp	11 2 0	0 4 1	17 5 0	7 4 0	3 3 0	1013 1
D21 at Oklahoma	910 2	6 4 6	dnp	11 3 1	dnp	2 1 0	dnp	8 4 0	5 1 3	dnp	15 9 1
D27 William & Mary	1210 3	8 5 9	0 1 2	19 4 9	0 0 1	7 2 2	4 0 0	19 3 3	14 2 2	9 9 0	11 4 2
D30 at NC State	11 8 2	11 4 5	dnp	21 5 0	dnp	4 3 0	1 1 0	10 4 1	5 1 2	0 0 0	912 2
J3 Norfolk State	inj	7 5 9	10 1 1	17 5 3	2 1 1	16 6 5	3 0 0	6 6 2	10 2 2	12 8 5	9 4 2
J9 North Carolina	9 7 2	12 9 14	7 1 3	29 3 2	3 1 0	5 2 2	0 0 0	17 7 3	5 3 1	9 3 1	16 6 3
J13 at Georgia Tech	21 9 1	4 1 5	0 0 0	2610 4	dnp	4 4 0	dnp	19 3 4	3 0 4	2 5 1	14 4 0
J17 at Duke	24 8 3	5 3 8	0 0 0	10 5 2	0 0 0	0 2 0	dnp	6 3 1	12 5 2	7 6 0	14 7 4
J20 Clemson	21 5 3	3 413	0 0 0	23 2 2	dnp	4 0 2	dnp	14 4 3	14 4 6	3 3 1	1714 1
J23 at Wake Forest	12 4 1	19 2 3	0 1 0	19 3 3	0 0 0	11 1 1	0 0 0	2 4 4	10 3 3	6 4 0	6 5 1
J26 Florida State	14 8 1	6 3 9	2 0 2	2511 2	0 0 0	5 4 1	0 1 0	18 4 4	1 3 4	4 4 0	1510 5
J31 at Virginia	1410 4	11 3 4	0 0 0	16 3 4	dnp	11 5 0	dnp	21 8 2	6 4 2	4 3 0	8 8 0
F3 NC State	16 5 1	12 5 6	0 0 0	27 5 3	0 0 0	3 2 0	0 0 0	13 6 4	4 1 2	7 3 0	7 4 1
F10 at North Carolina	1610 1	9 4 9	0 0 0	18 8 4	0 0 0	4 4 1	dnp	16 6 1	14 2 3	2 2 1	13 7 1
F13 Georgia Tech	2210 3	5 4 8	0 1 0	14 7 0	0 0 1	3 4 1	2 0 0	14 7 1	7 2 2	2 3 0	1412 2
F17 Duke	1110 4	8 613	dnp	17 2 0	dnp	6 2 0	dnp	15 9 3	5 2 3	2 1 0	2311 0
F20 at Clemson	1012 3	7 4 9	0 0 0	21 7 6	0 0 0	2 2 0	dnp	13 6 1	12 2 2	5 5 0	14 4 3
F24 Wake Forest	25 8 3	8 213	dnp	20 6 3	dnp	3 5 0	dnp	19 3 2	0 1 4	2 1 1	13 9 2
F27 at Florida State	8 6 0	5 612	5 2 3	25 5 3	0 0 0	2 1 1	10 1 0	12 2 3	15 1 2	6 5 1	8 1 1
M3 Virginia	20 8 3	15 010	4 1 0	23 3 2	0 0 0	2 2 0	0 0 0	11 4 5	10 1 3	4 3 2	2111 1
M8 vs. Florida State	10 3 2	10 5 7	8 1 1	20 5 4	0 0 0	4 1 0	2 2 0	18 7 2	3 1 2	6 2 0	4 8 0
M9 vs. NC State	15 7 0	21 511	dnp	13 3 2	dnp	2 3 0	dnp	9 7 3	7 2 1	0 1 1	15 3 1
M15 vs. Siena	14 9 3	11 511	0 0 0	29 2 4	dnp	5 6 1	0 0 0	6 4 3	9 2 2	4 3 0	7 4 0
M17 vs. Wisconsin	16 7 4	3 2 4	2 0 0	29 5 3	0 2 0	5 1 0	0 0 0	2 7 1	8 2 2	4 4 0	18 7 1
M22 vs. Kentucky	16 5 0	4 3 5	dnp	19 7 4	dnp	2 2 1	dnp	14 6 2	8 3 5	0 1 0	15 2 0
M24 vs. Connecticut	29 9 1	5 4 6	dnp	27 1 3	dnp	8 2 0	0 0 0	4 3 1	2 2 3	2 1 0	13 4 1
M30 vs. Kansas	4 7 2	4 311	dnp	33 3 2	dnp	13 5 1	dnp	12 6 2	7 2 2	2 2 2	18 9 4
A1 vs. Indiana	1514 3	6 6 3									

TEAM GAME-BY-GAME STATISTICS

TEAMS	FGM-FGA	PCT.	3PM-3PA	PCT.	FTM-FTA	PCT.	OR-DR	REB	PF-D	AST	TO	BLK	STL	1ST H	2ND H	OT	FINAL
Arizona	29-66	.439	6-18	.333	7-10	.700	17-29	46	12-0	12	16	4	6	33	38		71
vs. Maryland [2/3]	28-71	.394	7-27	.259	4-12	.333	18-22	40	15-0	20	11	4	10	33	34		67
Temple [16/17]	26-68	.382	9-26	.346	13-18	.722	13-21	34	20-2	7	9	0	12	32	42		74
vs. Maryland [2/3]	26-44	.591	12-19	.632	18-28	.643	5-31	36	13-0	20	18	5	0	39	43		82
American	18-63	.286	3-19	.158	14-18	.778	14-29	43	19-1	6	16	7	5	23	30		53
at Maryland [2/6]	32-78	.410	6-22	.273	13-23	.565	23-35	58	15-0	22	10	8	10	48	35		83
Delaware State	19-65	.292	4-22	.182	11-16	.688	16-20	36	22-1	14	12	1	6	21	32		53
at Maryland [6/5]	29-61	.475	3-10	.300	16-31	.516	22-32	54	14-0	19	15	8	4	37	40		77
Illinois [2/2]	22-60	.367	5-18	.278	14-20	.700	15-27	42	22-1	11	15	3	5	29	34		63
at Maryland [5/4]	29-63	.460	6-16	.375	12-24	.500	12-26	38	19-2	18	10	10	6	41	35		76
Princeton	19-46	.413	4-12	.333	11-12	.917	7-23	30	23-0	15	18	6	5	36	17		53
vs. Maryland [5/4]	18-50	.360	3-11	.273	22-33	.667	16-20	36	15-0	12	16	6	9	23	38		61
Connecticut	24-69	.348	3-9	.333	14-17	.824	22-26	48	20-0	10	21	2	9	34	31		65
vs. Maryland [3/2]	27-62	.435	3-16	.188	20-27	.741	13-25	38	17-1	15	15	9	10	36	41		77
Detroit	20-65	.308	5-19	.263	9-14	.643	15-21	36	23-1	8	16	4	10	23	31		54
at Maryland [3/2]	30-56	.536	2-9	.222	17-24	.708	10-32	42	15-0	18	18	8	10	40	39		79
Monmouth	22-59	.373	5-15	.333	6-12	.500	10-19	29	21-0	14	18	3	6	37	18		55
at Maryland [3/2]	31-59	.525	6-16	.375	23-30	.767	13-33	46	17-0	19	13	5	9	46	45		91
at Oklahoma [22/21]	27-67	.403	4-19	.211	14-22	.636	15-29	44	14-0	15	11	1	13	36	36		72
Maryland [2/2]	22-57	.386	3-19	.158	9-12	.750	9-27	36	17-0	14	21	4	7	34	22		56
William & Mary	30-71	.423	9-35	.257	6-11	.545	14-32	46	23-0	17	17	1	6	35	40		75
at Maryland [8/6]	34-70	.486	13-24	.542	22-31	.710	10-31	41	17-0	28	11	9	12	50	53		103
at NC State	20-67	.299	3-20	.150	22-32	.688	18-24	42	30-0	11	13	3	6	28	37		65
Maryland [8/6]	17-42	.405	3-10	.300	35-49	.714	7-35	42	27-1	9	19	5	8	32	40		72
Norfolk State	26-73	.356	2-12	.167	15-22	.682	20-26	46	12-0	6	18	7	6	28	41		69
at Maryland [8/6]	38-73	.521	8-17	.471	8-11	.727	13-29	42	17-0	26	11	15	7	45	47		92
North Carolina	32-68	.471	10-22	.455	5-7	.714	10-21	31	14-0	24	25	4	9	37	42		79
at Maryland [4/4]	44-76	.579	13-23	.565	11-17	.647	15-28	43	13-0	32	18	8	19	57	55		112
at Georgia Tech	27-58	.466	8-20	.400	25-40	.625	8-22	30	25-0	17	11	2	9	35	52		87
Maryland [4/4]	28-54	.519	7-17	.412	29-37	.784	7-34	41	28-1	21	14	2	5	48	44		92
at Duke [1/1]	36-70	.514	5-15	.333	22-27	.815	12-21	33	21-0	16	9	4	14	48	51		99
Maryland [3/3]	29-63	.460	2-10	.200	18-29	.621	18-25	43	21-1	18	21	5	5	49	29		78
Clemson	31-69	.449	15-28	.536	13-23	.565	19-31	50	27-2	16	16	6	1	48	42		90
at Maryland [3/3]	33-72	.458	11-26	.423	22-36	.611	16-24	40	18-0	27	6	8	8	52	47		99
at Wake Forest [21/16]	24-60	.400	5-15	.333	10-17	.588	18-19	37	21-0	12	17	4	3	30	33		63
Maryland [3/3]	28-54	.519	7-13	.538	22-26	.846	10-22	32	17-0	16	10	4	10	36	49		85
Florida State	25-67	.373	2-12	.167	11-18	.611	18-27	45	16-0	11	17	8	5	33	30		63
at Maryland [3/3]	35-78	.449	5-16	.313	9-14	.643	20-29	49	17-0	23	10	7	16	39	45		84
at Virginia [8/5]	28-66	.424	8-19	.421	23-31	.742	15-19	34	22-0	17	8	5	6	46	41		87
Maryland [3/3]	31-66	.470	4-9	.444	25-26	.962	16-29	45	20-0	14	12	5	3	44	47		91
NC State	25-50	.500	9-24	.375	14-17	.824	6-17	23	25-1	15	21	4	6	38	35		73
at Maryland [3/3]	28-55	.509	7-14	.500	26-36	.722	14-20	34	18-0	21	16	2	9	41	49		89
at North Carolina	30-66	.455	5-18	.222	13-24	.542	12-25	37	23-1	17	13	4	7	30	47		77
Maryland [3/3]	32-69	.464	8-16	.500	20-28	.714	15-32	47	22-0	20	11	4	7	47	45		92
Georgia Tech	23-65	.354	8-26	.308	11-19	.579	16-18	34	25-0	11	17	5	8	38	27		65
at Maryland [3/3]	31-66	.470	2-17	.118	21-30	.700	22-31	53	16-0	17	18	8	10	44	41		85
Duke [1/1]	27-75	.360	7-33	.212	12-24	.500	19-26	45	20-1	17	18	4	5	29	44		73
at Maryland [3/3]	32-68	.471	2-9	.222	21-26	.808	11-36	47	20-0	22	13	5	9	38	49		87
at Clemson	27-72	.375	5-18	.278	9-15	.600	19-23	42	18-0	14	10	1	7	35	33		68
Maryland [2/2]	30-65	.462	7-18	.389	17-24	.708	16-29	45	15-0	22	9	7	7	31	53		84
Wake Forest [20/21]	34-71	.479	9-25	.360	13-17	.706	12-27	39	18-0	15	13	1	9	56	33		89
at Maryland [2/2]	35-64	.547	5-24	.208	15-23	.652	9-30	39	16-0	27	16	5	6	46	44		90
at Florida State	24-70	.343	3-14	.214	12-16	.750	17-24	41	15-0	9	18	4	7	29	34		63
Maryland [2/2]	37-67	.552	9-16	.563	13-17	.765	6-29	35	17-0	28	12	6	10	48	48		96
Virginia	32-64	.500	8-22	.364	20-25	.800	13-14	27	23-0	18	12	4	6	36	56		92
at Maryland [2/2]	40-65	.615	7-14	.500	25-30	.833	13-22	35	19-0	25	12	8	4	43	69		112
Florida State	18-60	.300	2-11	.182	21-27	.778	21-18	39	21-1	7	19	3	9	28	31		59
vs. Maryland [2/2]	30-62	.484	5-15	.333	20-22	.909	16-24	40	19-0	19	14	6	11	40	45		85
NC State	29-49	.592	11-27	.407	17-28	.607	5-23	28	20-0	22	18	0	7	40	46		86
vs. Maryland [2/2]	29-61	.475	4-14	.286	20-23	.870	11-20	31	22-1	20	13	2	11	38	44		82
Siena	26-64	.406	8-22	.364	10-10	1.000	11-23	34	17	17	16	3	9	38	32		70
vs. Maryland [4/4]	32-65	.492	10-22	.455	11-14	.786	12-27	39	14	25	16	5	8	52	33		85
Wisconsin	21-59	.356	5-19	.263	10-14	.714	12-20	32	19	11	14	4	6	30	27		57
vs. Maryland [4/4]	32-62	.516	8-16	.500	15-18	.833	13-28	41	14	17	10	5	9	38	49		87
Kentucky [16/15]	25-62	.403	7-20	.350	11-17	.647	12-26	38	20	14	17	5	9	33	35		68
vs. Maryland [4/4]	26-59	.441	5-16	.313	21-24	.875	10-26	36	16	17	14	1	7	39	39		78
Connecticut [10/13]	25-55	.455	7-17	.412	25-34	.735	14-17	31	23	12	14	5	3	37	45		82
vs. Maryland [4/4]	27-53	.509	5-9	.556	31-35	.886	10-23	33	23	14	13	2	7	44	46		90
Kansas [2/2]	29-67	.433	9-23	.391	21-31	.677	14-30	44	27	22	16	3	6	37	51		88
vs. Maryland [4/4]	32-70	.457	7-21	.333	26-35	.743	13-27	40	24	18	13	9	7	44	53		97
Indiana	20-58	.345	10-23	.435	2-7	.286	9-22	31	20	9	16	3	10	25	27		52
vs. Maryland [4/4]	21-48	.438	2-9	.222	20-28	.714	9-33	42	13	11	16	6	12	31	33		64

[AP / USA Today-ESPN]



2002 NATIONAL CHAMPIONS

2001-02 TEAM SUPERLATIVES

	MARYLAND HIGH	MARYLAND LOW	OPPONENT HIGH	OPPONENT LOW
Points, Game	112 vs. Virginia, 3-3-02	56 at Oklahoma, 12-21-01	99 at Duke, 1-17-02	52 vs. Indiana, 4-1-02
Points, 1st Half	112 vs. North Carolina, 1-9-02	23 vs. Princeton, 12-2-01	56 Wake Forest, 2-24-02	21 Delaware State, 11-24-01
Points, 2nd Half	57 vs. North Carolina, 1-9-02			
Scoring Margin	69 vs. Virginia, 3-3-02	22 at Oklahoma, 12-21-01	56 Virginia, 3-3-02	17 vs. Princeton, 12-2-01
	+36 vs. Monmouth (91-55), 12-11-01	-16 at Oklahoma, 12-21-01		
Field Goals Made	44 vs. North Carolina, 1-9-02	17 at NC State, 12-30-01	36 at Duke, 1-17-02	18 vs. Florida State, 3-8-02
Field Goals Att.	78 vs. Florida State, 1-26-02	42 at NC State, 12-30-01	75 vs. Duke, 2-17-02	46 vs. Princeton, 12-2-01
	vs. American, 11-17-01			
Field Goal Pct.	.615 vs. Virginia (40-65), 3-3-02	.360 vs. Princeton (18-60), 12-2-01	.592 vs. NC State (29-49), 3-9-02	.286 American (18-63), 11-17-01
3-Pt. Field Goals Made	*13 vs. North Carolina, 1-9-02	2 five times	15 Clemson, 1-20-02	2 Florida State, 3-8-02
	*13 vs. William & Mary, 12-27-01			Florida State, 1-26-02
3-Pt. Field Goals Att.	27 vs. Arizona, 11-8-01	9 five times	35 William & Mary, 12-27-01	9 vs. Connecticut, 12-3-01
3-Pt. Field Goal Pct.	.632 vs. Temple (12-19)	.118 vs. Ga. Tech (2-17), 2-13-02	.536 Clemson (15-28), 1-20-02	.150 at NC State (3-20), 12-30-01
Free Throws Made	35 at NC State, 12-30-01	4 vs. Arizona, 11-8-01	25 vs. Connecticut, 3-24-02	2 Indiana, 4-1-02
			at Georgia Tech, 1-13-02	
Free Throws Att.	49 at NC State, 12-30-01	11 vs. Norfolk State, 1-3-02	40 at Georgia Tech, 1-13-02	7 North Carolina, 1-9-02
Free Throw Pct.	.962 at Virginia (25-26), 1-31-02	.333 vs. Arizona (4-12), 11-8-01	1.000 vs. Siena (10-10), 3-15-02	.286 Indiana (2-7), 4-1-02
Offensive Rebounds	23 vs. American, 11-17-01	5 vs. Temple, 11-9-01	22 vs. Connecticut, 12-3-01	7 vs. Princeton, 12-2-01
Defensive Rebounds	35 at NC State, 12-30-01	20 vs. Princeton, 12-2-01	32 William & Mary, 12-27-01	19 at Virginia, 1-31-02
	vs. American, 11-17-01			at Wake Forest, 1-23-02
Total Rebounds	58 vs. American, 11-17-01	31 vs. NC State, 3-9-02	50 Clemson, 1-20-02	23 NC State, 2-3-02
Rebound Margin	+19 vs. Georgia Tech (53-34), 2-13-02	-10 vs. Clemson (40-50), 1-20-02		
		vs. Connecticut (38-48), 12-3-01		
Assists	32 vs. North Carolina, 1-9-02	9 at NC State, 12-30-01	24 North Carolina, 1-9-02	6 Norfolk State, 1-3-02
Turnovers	21 at Duke, 1-17-02	6 vs. Clemson, 1-20-02	25 North Carolina, 1-9-02	8 at Virginia, 1-31-02
	at Oklahoma, 12-21-01			
Blocked Shots	15 vs. Norfolk State, 1-3-02	1 vs. Kentucky, 3-22-02	8 Florida State, 1-26-02	0 vs. NC State, 3-9-02
				0 vs. Temple, 11-9-01
Steals	19 vs. North Carolina, 1-9-02	0 vs. Temple, 11-9-01	14 at Duke, 1-17-02	1 Clemson, 1-20-02
Personal Fouls	28 at Georgia Tech, 1-13-02	13 three times	30 at NC State, 12-30-01	12 Norfolk State, 1-3-02
				vs. Arizona, 11-8-01

* new Maryland record; + tied Maryland record

2001-02 INDIVIDUAL SUPERLATIVES

	MARYLAND HIGH	OPPONENT HIGH
Points, Game	33 Juan Dixon vs. Kansas, 3-30-02	32 Caron Butler, Connecticut, 3-24-02
Points, 1st Half	20 Juan Dixon vs. North Carolina, 1-9-02	22 Craig Dawson, vs. Wake Forest, 2-24-02
Points, 2nd Half	16 Juan Dixon vs. NC State, 2-13-02	26 Caron Butler, Connecticut, 3-24-02
Field Goals Made	11 Lonny Baxter vs. Wake Forest, 2-24-02	13 Jason Williams, at Duke, 1-17-02
	11 Juan Dixon vs. North Carolina, 1-9-02	
	11 Lonny Baxter vs. American, 11-17-01	
	20 Lonny Baxter vs. American, 11-17-01	23 Jason Williams, at Duke, 1-17-02
Field Goals Attempted	.889 Chris Wilcox (8-9) vs. Virginia, 3-3-02	1.000 Zeb Cope (7-7), William & Mary, 12-27-01
Field Goal Pct. (5 att.)	.800 Lonny Baxter (8-10) vs. Connecticut, 12-3-01	.769 Craig Dawson (10-13), vs. Wake Forest, 2-24-02
Field Goal Pct. (10 att.)	5 Juan Dixon vs. Kansas, 3-30-02	7 Craig Dawson, vs. Wake Forest, 2-24-02
3-Pt. Field Goals Made	Juan Dixon vs. Siena, 3-15-02	
	Juan Dixon vs. NC State, 2-3-02	
	Juan Dixon at Georgia Tech, 1-13-02	
	Juan Dixon vs. North Carolina, 1-9-02	
	Juan Dixon vs. Temple, 11-9-01	
	Juan Dixon vs. Arizona, 11-8-01	
3-Pt. Field Goals Attempted	11 Juan Dixon vs. Kansas, 3-30-02	13 Tony Stockman, Clemson, 1-20-02
3-Pt. Field Goal Pct. (3 att.)	.800 Steve Blake (4-5) vs. Temple, 11-9-01	.667 Cody Carbaugh (2-3), William & Mary, 12-27-01
		Ahmed El-Nokali (2-3), vs. Princeton, 12-2-01
		Sean Harrington (2-3), Illinois, 11-27-01
3-Pt. Field Goal Pct. (5 att.)	.800 Steve Blake (4-5) vs. Temple, 11-9-01	.778 Craig Dawson (7-9), vs. Wake Forest, 2-24-02
Free Throws Made	15 Lonny Baxter vs. Connecticut, 3-24-02	11 Caron Butler, Connecticut, 3-24-02
Free Throws Attempted	18 Lonny Baxter vs. Connecticut, 3-24-02	14 Caron Butler, Connecticut, 3-24-02
Free Throw Pct. (4 att.)	1.000 Juan Dixon (9-9) vs. Princeton, 12-2-01	1.000 Carlos Boozer (8-8), at Duke, 1-17-02
Free Throw Pct. (10 att.)	.917 Byron Mouton (11-12), at Virginia, 1-31-02	.727 Anthony Grundy (8-11), at NC State, 12-30-01
Rebounds	14 Lonny Baxter vs. Indiana, 4-1-02	18 Michael Boyd, Norfolk State, 1-3-02
	Chris Wilcox vs. Clemson, 1-20-02	
	14 Steve Blake vs. North Carolina, 1-9-02	10 Aaron Miles, Kansas, 3-30-02
Assists	6 Tahj Holden vs. Detroit, 12-9-01	3 by six players
Blocked Shots	8 Juan Dixon vs. Florida State, 1-26-02	7 Mike Dunleavy, at Duke, 1-17-02
Steals	Juan Dixon vs. North Carolina, 1-9-02	
	39 Juan Dixon vs. NC State, 3-9-02	
Minutes	Steve Blake vs. Arizona, 11-8-01	40 by five players

* new Maryland record; + tied Maryland record

2001-02 MISCELLANEOUS STATISTICS

Individual Performances

POINTS

Player	Points	Opponent
Juan Dixon	33	vs. Kansas, 3-30-02
Lonny Baxter	29	vs. Connecticut, 3-24-02
Juan Dixon	29	vs. Wisconsin, 3-17-02
Juan Dixon	29	vs. Siena, 3-15-02
Juan Dixon	29	North Carolina, 1-9-02
Juan Dixon	27	NC State, 2-3-02
Juan Dixon	26	at Georgia Tech, 1-13-02
Juan Dixon	25	at Florida State, 2-27-02
Lonny Baxter	25	Wake Forest, 2-24-02
Juan Dixon	25	Florida State, 1-26-02
Lonny Baxter	25	American, 11-17-01
Juan Dixon	25	Illinois, 11-27-01
Juan Dixon	25	vs. Temple, 11-9-01

REBOUNDS

Player	Rebounds	Opponent
Lonny Baxter	14	vs. Indiana, 4-1-02
Chris Wilcox	14	Clemson, 1-20-02
Chris Wilcox	13	Monmouth, 12-11-01
Lonny Baxter	12	at Clemson, 2-20-02
Chris Wilcox	12	Georgia Tech, 2-13-02
Chris Wilcox	12	at NC State, 12-30-01
Lonny Baxter	12	vs. Princeton, 12-2-01
Lonny Baxter	12	Delaware State, 11-24-01

ASSISTS

Player	Assists	Opponent
Steve Blake	14	North Carolina, 1-9-02
Steve Blake	13	Wake Forest, 2-24-02
Steve Blake	13	Duke, 2-17-02
Steve Blake	13	Clemson, 1-20-02
Steve Blake	12	at Florida State, 2-27-02
Steve Blake	11	vs. Kansas, 3-30-02
Steve Blake	11	vs. Siena, 3-15-02
Steve Blake	11	vs. NC State, 3-9-02

STEALS

Player	Steals	Opponent
Juan Dixon	8	Florida State, 1-26-02
Juan Dixon	8	North Carolina, 1-9-02

BLOCKED SHOTS

Player	Blocks	Opponent
Tahj Holden	6	Detroit, 12-9-01
Chris Wilcox	5	Florida State, 1-26-02
Tahj Holden	5	Norfolk State, 1-3-02
Ryan Randle	5	Norfolk State, 1-3-02

DOUBLE-DOUBLES

Player	Breakdown	Opponent
Juan Dixon	26 pts, 10 rebs	at Ga. Tech, 1-13-02
Juan Dixon	25 pts, 11 rebs	Florida State, 1-26-02
Lonny Baxter	24 pts, 10 rebs	vs. Connecticut, 12-3-01
Chris Wilcox	23 pts, 11 rebs	Duke, 2-17-02
Lonny Baxter	22 pts, 10 rebs	Georgia Tech, 2-13-02
Steve Blake	21 pts, 11 assts	vs. NC State, 3-9-02
Chris Wilcox	21 pts, 11 rebs	Virginia, 3-3-02
Lonny Baxter	19 pts, 12 rebs	vs. Princeton, 12-2-01
Lonny Baxter	18 pts, 12 rebs	Delaware St., 11-24-01
Lonny Baxter	16 pts, 10 rebs	at No. Carolina, 2-10-02
Chris Wilcox	16 pts, 10 rebs	Delaware St., 11-24-01
Lonny Baxter	15 pts, 14 rebs	vs. Indiana, 4-1-02
Steve Blake	15 pts, 10 assts	Virginia, 3-3-02
Chris Wilcox	15 pts, 10 rebs	Florida State, 1-26-02
Lonny Baxter	14 pts, 10 rebs	at Virginia, 1-31-02
Chris Wilcox	14 pts, 12 rebs	Georgia Tech, 2-13-02
Lonny Baxter	11 pts, 10 rebs	Duke, 2-17-02
Lonny Baxter	12 pts, 10 rebs	Wm. & Mary, 12-27-01
Steve Blake	12 pts, 14 assts	North Carolina, 1-9-02
Steve Blake	11 pts, 11 assts	vs. Siena, 3-15-02
Lonny Baxter	10 pts, 12 rebs	at Clemson, 2-20-02
Chris Wilcox	10 pts, 13 rebs	Monmouth, 12-11-01

Terrapin Tendencies

Maryland's Record	Overall	ACC
Overall Record	32-4	15-1
Home	15-0	8-0
Road	7-2	7-1
Neutral	10-2	0-0

Leading at the half	28-1	12-1
Trailing at the half	4-2	3-0
Tied at the half	0-1	0-0
Leading with 5:00 to play	27-1	12-0
Trailing with 5:00 to play	5-3	3-1
Tied with 5:00 to play	0-0	0-0

In single overtime	0-0	0-0
In double overtime	0-0	0-0

Shooting 50% or better	13-0	7-0
Shooting below 50%	19-4	8-1
Shooting 40% or better	31-2	15-1
Shooting below 40%	1-2	0-0

Opponent shooting 50% or better	2-2	2-1
Opponent shooting below 50%	30-2	13-0
Opponent shooting 40% or better	15-4	9-1
Opponent shooting below 40%	17-0	6-0

Shoot higher FG% than opponent	31-0	15-0
Shoot lower FG% than opponent	1-4	0-1
FG% is even	0-0	0-0

Shooting more field goal attempts	14-2	7-0
Shooting fewer field goal attempts	15-2	7-1
Field goal attempts are even	3-0	1-0

Shooting more free throws	27-2	12-1
Shooting fewer free throws	5-2	3-0
Free throws are even	0-0	0-0

Outrebounding opponent	21-2	10-1
Outrebounded by opponent	9-2	3-0
Rebounding is even	2-0	2-0

More turnovers than opponent	8-2	5-1
Fewer turnovers than opponent	21-2	9-0
Turnovers are even	3-0	1-0

More fouls than opponent	4-3	3-0
Fewer fouls than opponent	26-0	11-0
Fouls are even	2-1	1-1

Zero Maryland players foul out	27-2	13-0
1+ Maryland players foul out	5-2	2-1

Scoring more bench points	23-2	8-1
Scoring fewer bench points	8-2	7-0
Bench scoring is even	1-0	0-0

Games decided by three or less	1-0	1-0
Games decided by four to eight	6-2	3-0
Games decided by nine to 11	3-0	1-0
Games decided by 12-19	8-1	4-0
Games decided by 20 or more	14-1	6-1

vs. Top 10 ranked opponent	5-1	2-1
vs. Top 25 ranked opponent	9-2	4-1
vs. Unranked opponent	23-2	10-0
vs. Team with winning record	20-3	9-1
vs. Team with .500 record	0-1	0-0
vs. Team with losing record	12-0	6-0

Player scores 30+ points	1-0	0-0
Player scores 20+ points	22-3	13-1
Terps score 60+ points	32-3	15-1
Terps score 70+ points	30-2	15-1
Terps score 80+ points	24-1	14-0
Terps score 90+ points	13-0	8-0

Opp. player scores 30+ points	1-1	0-1
Opp. player scores 20+ points	11-3	6-1
Opponents score 60+ points	23-4	14-1
Opponents score 70+ points	13-4	8-1
Opponents score 80+ points	6-2	4-1
Opponents score 90+ points	2-1	2-1

Maryland's Record	Overall	ACC
In November	4-1	0-0
In December	6-1	1-0
In January	7-1	6-1
In February	7-0	7-0
In March/April	8-1	1-0

Maryland Top Scorer (includes ties)		
Juan Dixon	23	11
Lonny Baxter	9	3
Byron Mouton	2	1
Chris Wilcox	2	1
Steve Blake	2	1

Maryland Top Rebounder (includes ties)		
Lonny Baxter	16	5
Chris Wilcox	13	7
Byron Mouton	4	1
Steve Blake	3	2
Juan Dixon	3	2
Tahj Holden	1	0
Ryan Randle	1	0

Maryland Top Assist Player (includes ties)		
Steve Blake	31	15
Juan Dixon	4	1
Byron Mouton	1	1
Drew Nicholas	1	0
Tahj Holden	1	0

Field Goal Pct. (36/16)482	.498
Home (15/8)(501-1004)	499	(278-544) 511
Road (9/8)(254-537)	473	(232-480) 483
Neutral (12)(328-707)	464	----

3-Pt. Field Goal Pct. (36/16)	.374	.393
Home (15/8)(96-257)	.374 (52-143) 364
Road (9/8)(50-128)	.391 (47-109) 431
Neutral (12)(71-195)	.364

Free Throw Pct. (36/16)726	.734
Home (15/8)(261-386)	.676 (150-212) 708	
Road (9/8)(188-248)	.758 (179-236) 758	
Neutral (12)(228-299)	.763	

Points Per Game (36/16)	..	85.0	90.5
Home (15/8)(1359)	90.6 (758) 94.8	
Road (9/8)(746)	82.9 (690) 86.2	
Neutral (12)(955)	79.6	

Maryland's Largest ...

Lead		
Overall:	39	(twice, 100-61 and 102-63 vs. UNC, 1-9-02)
ACC:	39	(twice, 100-61 and 102-63 vs. UNC, 1-9-02)

Deficit		
Overall:	21	(99-78 at Duke, final score, 1-17-02)
ACC:	21	(99-78 at Duke, final score, 1-17-02)

Margin of Victory		
Overall:	36	(91-55 vs. Monmouth, 12-11-01)
ACC:	33	(112-69 vs. North Carolina, 1-9-02; 96-63 at Florida State, 2-27-02)

Margin of Defeat		
Overall:	21	(99-78 at Duke, 1-17-02)
ACC:	21	(99-78 at Duke, 1-17-02)

Halftime Lead		
Overall:	25	(48-23 vs. American, 11-17-01)
ACC:	20	(57-37 vs. North Carolina, 1-9-02)

Halftime Deficit		
Overall:	13	(36-23 vs. Princeton, 12-2-01)
ACC:	10	(56-46 vs. Wake Forest, 2-24-02)

Home Crowd		
Overall:	14,500	(sellout (11 times))
ACC:	14,500	(sellout (8 times))
Road Crowd		
Overall:	18,751	(at North Carolina, 2-10-02)
ACC:	18,751	(at North Carolina, 2-10-02)
Neutral Crowd		
Overall:	53,406	(vs. Indiana, NCAA championship game, at Georgia Dome, 4-1-02)

MARYLAND & OPPONENT SCORING MARGINS

	1	2	3	4	5	6	7	8	9	10	11	12	13	14	15	16	17	18	19	20	21	22	23	24	25	26	27	28	29	30	33	36	
Maryland	1																																
Opponent				2																													



2002 NATIONAL CHAMPIONS

2001-02 GAME RECAPS & BOX SCORES

IKON CLASSIC SEMIFINAL

Gm 1: Arizona 71, [2/3] Maryland 67

NEW YORK — In just the second game of the 2001-02 college basketball season, Jason Gardner scored 23 points and Arizona shocked No. 2 Maryland 71-67 in the opening round of the Coaches vs. Cancer IKON Classic.

Gardner hit a 3-pointer with 10:32 left that capped an 8-0 run and gave the Wildcats a 53-45 lead.

The Terrapins, who matched the highest ranking in school history as the preseason No. 2, seemed ready to take control as Juan Dixon started a 15-4 run with two 3-pointers and Maryland had a 60-57 lead with 5:45 to play.

Though playing with five freshmen and a redshirt freshman on its 11-man roster, Arizona played like a veteran team with Gardner, a 5-foot-10 junior who applied for the NBA draft then withdrew his name, the most savvy of the group.

With the game tied at 61, Arizona had trouble getting the ball upcourt against Maryland's pressure and barely beat the 10-second count across midcourt. The ball swung to Gardner right in front of the Arizona bench and he hit a 3 as he was fouled by Lonny Baxter.

The Wildcats would not trail again as the Terrapins got within two points three times, the last at 69-67 on a rebound jumper by Chris Wilcox with 4.6 seconds left.

Arizona's Rick Anderson made two free throws with 3 seconds left for the final margin.

Luke Walton, the only other significant player back from the 2001 team that lost to Duke in the NCAA final, added 12 points and 12 rebounds for Arizona. Freshman Salim Stoudamire had 12 points.

"I talked to the freshmen before the game," Gardner said. "I told them to believe in ourselves and enjoy the experience. I think a lot of them did."

Dixon led Maryland with 21 points and Baxter had 14 points and nine rebounds.

"Arizona seemed more excited than us," Maryland coach Gary Williams said. "Some players just assume things, that things will continue from the year before, but that isn't so."

ARIZONA 71, MARYLAND 67

Madison Square Garden — Nov. 8, 2001

Arizona	Min	FG	3FG	FT	O-D	Reb	F	A	T	B	SPTs	
Anderson	f 31	4-10	0-1	2-2	2-3	5	4	0	4	1	0	10
Walton	f 35	6-11	0-1	0-2	5-7	12	0	6	4	0	1	12
Fox	c 21	2-5	0-0	2-2	2-2	4	3	0	1	0	1	6
Bynum	g 13	2-6	0-1	0-1	1-2	3	1	0	0	0	1	4
Gardner	g 40	8-16	4-8	3-3	2-3	5	2	4	4	0	3	23
Stoudamire	27	5-10	2-7	0-0	2-2	1	0	2	0	2	0	12
Frye	22	2-5	0-0	0-0	2-2	4	1	2	0	2	0	4
Lattimore	7	0-3	0-0	0-0	1-1	2	0	0	0	0	0	0
Zahn	4	0-0	0-0	0-0	0-1	1	0	0	0	0	0	0
Team						2-6	8			1		
Totals	200	29-66	11-7	10-17	29-46	12	12	16	4	6	71	

Maryland	Min	FG	3FG	FT	O-D	Reb	F	A	T	B	SPTs	
Moulton	f 30	5-15	0-4	0-0	3-2	5	3	2	2	0	2	10
Wilcox	f 22	5-9	0-0	0-2	3-0	3	3	1	1	0	0	10
Baxter	c 38	6-13	0-0	2-4	2-7	9	2	2	1	1	14	
Blake	g 39	2-10	2-9	2-2	2-8	10	2	4	6	1	1	8
Dixon	g 25	8-15	5-10	0-0	1-2	3	4	5	1	0	5	21
Holden	20	1-4	0-1	0-0	2-0	2	1	3	0	1	0	2
Nicholas	26	1-5	0-3	0-4	2-2	4	0	3	0	0	1	2
Team						3-1	4					
Totals	200	28-71	11-27	4-12	18-22	40	15	20	11	41	67	

Arizona (1-0)	33	38	-	71
Maryland (0-1)	33	34	-	67
FG% - Arizona .439, Maryland .394. 3FG% - Arizona .333, Maryland .259. FT% - Arizona .700, Maryland .333. Technical Fouls - none. Officials - Ted Valentine, Joe DeMayo, John Cahill. A - 12,615.				

IKON CLASSIC CONSOLATION

Gm 2: [2/3] Maryland 82, Temple 74

NEW YORK — Maryland answered any questions after just one night with an impressive long-range performance.

Juan Dixon scored 15 of his 25 points on 3-pointers and the second-ranked Terrapins improved dramatically on their outside shooting to beat No. 16 Temple 82-74 in the third-place game of the Coaches vs. Cancer Classic.

In a stunning 71-67 first-round loss to Arizona, the Terrapins (1-1) were just 7-for-27 from behind the arc. With Dixon leading the way against Temple's match-up zone, Maryland improved to 63.2 percent (12-for-19).

"I'm very proud of my team not just with the win but for the way they came back from a very tough night," Maryland coach Gary Williams said. "That was a tough loss and when you're ranked No. 2 right away the questions were 'What's the

problem?' We don't have a problem, we're just working to get where we have to go. We shot 59 percent against that zone and we did a good job of shooting the 3."

Dixon, who was 5-for-10 on 3s in both games, hit three straight 3s in Maryland's 14-2 run to close the first half that gave it a 39-32 lead. He hit another one 39 seconds into the second half to give the Terrapins their first double-digit lead of the game.

Temple (0-2) was within 61-58 on a rebound basket by Kevin Lyde with 4:20 left, but Byron Mouton and Steve Blake started and ended an 8-0 run with 3s to give the Terrapins a 69-58 lead with 2:11.

Lynn Greer, who led Temple with 27 points, kept the Owls close in the final minute with three 3-pointers, but Maryland closed the game by going 10-for-10 from the free throw line over the final 1:03.

Blake, a junior, added a career-high 20 points for Maryland, while Mouton had 13.

"Blake played against a tough guard last night," Williams said of Blake's 2-for-10 effort against Arizona's Jason Gardner. "He went against another tough guard tonight in Greer and came up with a career-high."

Greer finished 3-for-6 from 3-point range and the Owls were 9-for-26 (34.6 percent). Lyde added 13 points and 10 rebounds for Temple, while freshman Brian Polk had 11 points.

MARYLAND 82, TEMPLE 74

Madison Square Garden — Nov. 9, 2001

Temple	Min	FG	3FG	FT	O-D	Reb	F	A	T	B	SPTs
Wesley	f 25	2-13	1-6	3-3	0-2	3	0	0	0	3	8
Lyde	f 40	5-11	0-0	3-6	7-3	10	0	3	1	0	23
Rollerson	c 19	3-5	0-0	3-3	3-5	8	5	0	1	0	9
Greer	g 40	10-21	3-6	4-4	0-2	5	3	2	0	4	27
Murry Elliott	g 40	2-6	2-6	0-0	1-1	2	1	1	0	0	6
Polk	6	0-0	0-0	1-1	2	1	0	2	0	0	0
Jefferson	25	4-11	3-8	0-0	1-1	2	2	0	0	0	31
Jameson	1	0-0	0-0	0-0	0-0	0	0	0	0	0	0
Smith	3	0-1	0-0	0-0	0-2	0	0	0	0	0	0
Team						1-4				1	
Totals	200	26-68	26-13	18-13	21-34	20	7	9	0	12	74

Maryland	Min	FG	3FG	FT	O-D	Reb	F	A	T	B	SPTs
Holden	f 27	2-3	0-0	1-1	0-4	0	2	0	2	0	5
Mouton	f 29	4-5	2-3	0-4	0-2	3	2	1	1	0	13
Baxter	c 23	2-3	0-0	3-5	1-5	6	4	0	3	1	7
Blake	g 31	6-7	4-5	4-4	0-1	1	2	4	0	0	20
Dixon	g 34	8-18	5-10	4-4	0-3	3	1	4	2	0	25
McCall	11	1-2	1-1	0-0	0-3	0	0	0	1	0	3
Nicholas	15	0-0	0-0	0-0	1-1	0	0	2	0	0	0
Wilcox	24	2-5	0-0	3-8	4-5	9	3	2	1	1	7
Randle	6	1-1	0-0	0-2	0-3	0	0	1	0	0	2
Team						0-4					
Totals	200	26-41	12-18	28-31	36	13	20	18	5	0	82

Temple (0-2)	32	42	-	74
Maryland (1-1)	39	43	-	82
FG% - Temple .382, Maryland .591. 3FG% - Temple .346, Maryland .632. FT% - Temple .722, Maryland .643. Technical Fouls - none. Officials - Mike Kitts, Ed Corbett, Reg Greenwood. A - 15,404.				

Gm 3: [2/6] Maryland 83, American 53

COLLEGE PARK, Md. — Maryland's potent 1-2 punch produced another milestone for coach Gary Williams and one more Cole Field House memory for the Terrapins.

Lonny Baxter scored 25 points and Juan Dixon had 22 as No. 2 Maryland opened its final season at American University 83-53.

The Terrapins (2-1) took an early 31-8 lead in extending the nation's longest non-conference home winning streak to 78, a run that began with a victory over Alcorn State in December 1989.

It was the 244th victory at Maryland for Williams, who moved into second place on the school's career list ahead of his former coach, Bud Millikan.

"Coach Millikan would have more wins if he didn't play me," Williams quipped.

Williams improved his record to 244-140 at Maryland and 451-268 in his college coaching career, which began at American in 1978. He's 7-0 against the Eagles since coming to Maryland in 1989.

Brian Williams scored 15 points for American (0-1) in its second season under former Virginia coach Jeff Jones.

Before the game, a banner commemorating Maryland's initial trip into the Final Four was unfurled from the rafters of the arena. The Terrapins then flashed the form that got them there, racing to a 10-0 lead in the opening two minutes.

American had four missed shots and four turnovers in its

first nine possessions. It was 12-6 before Baxter scored six straight points in the lane and Dixon added a layup and a 3-pointer in a 15-0 run that put Maryland up by 21.

Baxter, a 6-foot-8 center, and Dixon, a 6-3 guard, teamed to score well over half of Maryland's points. Baxter had 15 at halftime to help the Terrapins take a 48-23 lead. Baxter and Dixon accounted for Maryland's first 13 points in the second half, staking the Terrapins to a 61-28 lead with 14:53 left.

MARYLAND 83, AMERICAN 53

Cole Field House — Nov. 17, 2001

American	Min	FG	3FG	FT	O-D	Reb	F	A	T	B	SPTs	
Buscaglia	f 13	1-3	1-3	0-0	0-1	1	0	1	0	1	3	
Gray	f 32	1-4	0-0	3-4	1-7	8	1	0	3	3	0	5
Doctor	c 31	5-16	1-2	2-2	4-2	6	5	0	1	3	13	
Stokes	g 33	2-6	0-1	0-0	1-3	4	3	3	5	0	4	
Miles	g 35	1-2	0-5	2-2	1-6	7	1	2	2	0	1	4
Williams	17	5-8	0-1	5-6	3-1	4	2	1	0	1	15	
Boyd	18	2-10	0-4	2-3	2-5	7	2	0	1	0	6	
Thomas	12	1-3	1-3	0-0	0-2	0	0	0	1	0	3	
Adams	2	0-0	0-0	0-0	0-0	0	0	0	0	0	0	
Casper	7	0-1	0-0	0-0	1-1	2	4	0	0	0	0	
Team						1-1				1		
Totals	200	18-63	3-19	14-18	24-43	19	6	16	7	5	53	

Maryland	Min	FG	3FG	FT	O-D	Reb	F	A	T	B	SPTs
Mouton	f 29	3-9	0-2	2-7	6-4	10	3	2	1	0	8
Holden	f 26	2-4	1-2	1-2	1-0	1	2	0	2	3	6
Baxter	c 30	11-20	0-0	3-5	3-6	9	0	1	1	2	25
Dixon	g 32	8-17	4-10	2-2	2-4	6	2	1	2	2	22
Blake	g 29	1-8	0-3	0-0	2-6	8	1	9	2	0	3
Badu	2	0-0	0-0	0-2	0-0	0	0	0	0	0	0
McCall	8	0-1	0-0	0-0	1-1	2	1	1	0	1	0
Collins	2	1-0	0-0	0-1	1-2	1	0	0	0	0	2
Nicholas	17	2-5	1-4	2-2	0-1	1	0	3	1	1	7
Crinson	2	0-1	0-1	0-0	1-1	0	0	0	0	0	0
Randle	7	2-4	0-0	3-4	2-4	1	0	0	0	0	7
Wilcox	16	2-8	0-0	0-0	4-2	6	3	1	0	0	4
Team						3-5					
Totals	200	32-78	22-13	23-35	35-58	15	22	10	81	80	83

American (0-1)	23	30	-	53
Maryland (2-1)	48	35	-	83

FG% - American .286, Maryland .410. **3FG%** - American .158, Maryland .273. **FT%** - American .778, Maryland .565. **Technical Fouls** - Buscaglia (American). **Officials** - John Clougherty, Ray Natili, Reginald Cofer. **A** - 13,485.

2002 NATIONAL CHAMPIONS

Maryland	Min	FG	3FG	FT	O-DRB	F	A	T	B	SPIs
Mouton	f 23	3-10	0-1	1-3	3-1	4	1	2	1	0 0 7
Holden	f 18	3-7	1-2	1-4	3-2	5	2	2	1	0 0 8
Baxter	c 30	5-11	0-0	8-13	5-7	12	2	1	4	2 0 18
Dixon	g 31	5-8	1-3	2-2	2-3	5	3	2	1	0 2 13
Blake	g 30	2-4	1-2	0-0	1-4	5	0	5	3	0 0 5
McCall	3	0-0	0-0	0-1	1	1	0	1	0	0 0 0
Collins	8	0-2	0-1	0-0	0-1	1	0	3	0	0 1 0
Nicholas	15	2-4	0-1	0-0	2	2	1	3	1	0 0 2
Grinnon	4	1-1	0-0	0-0	0	0	0	0	0	0 0 2
Randle	13	1-2	0-0	2-2	1-4	5	1	0	2	0 1 4
Wilcox	25	7-12	0-0	2-7	5-5	10	2	1	1	3 0 16
Team					2-2	4				
Totals	200	29-613	10-16	31-22	32-54	14	19	15	8	4 7 77

Delaware State (2-1)	21	32	-	53
Maryland (3-1)	37	40	-	77
FG% - Delaware State .292, Maryland .475. 3FG% - Delaware State .182, Maryland .300. FT% - Delaware State .688, Maryland .516. Technical Fouls - Stepanenko (Delaware State). Officials - Tony Greene, Sean Hull, Emanuel Upton. A - 13,146.				

ACC/BIG TEN CHALLENGE

6m 5: [5/4] Maryland 76, [2/2] Illinois 63

COLLEGE PARK, Md. — Juan Dixon scored 25 points and Maryland built a 20-point lead to hold off No. 2 Illinois 76-63 in the ACC/Big Ten Challenge.

It was the 80th consecutive non-conference home victory for Maryland, the longest such run in the nation. It was also the Terrapins' fourth straight win overall after a season-opening defeat against Arizona.

After the Terrapins (4-1) went up by 12 at halftime, Dixon scored seven points in a 10-2 run at the outset of the second half to make it 51-31.

Despite playing its fifth game in nine days, Illinois (5-1) fought back - even after leading rebounder Brian Cook fouled out with 5:11 left.

The comeback was aided by poor free throw shooting by Maryland, which finished 12-for-24 at the line. The Fighting Illini closed to 66-58 with 2:56 left, but Chris Wilcox scored in the lane, then made one of two free throws on Maryland's next possession for an 11-point cushion.

At that point, the Cole Field House crowd began chanting, "ACC! ACC!"

"The hardest thing to do in basketball is play with the lead," Maryland coach Gary Williams said. "But I thought we did a good job of that in the late part of the game. You try and stay aggressive, and you try to run some clock."

Wilcox scored 19 points and six rebounds off the bench for Maryland, which beat a Top 5 team at Cole for the first time since 1998.

"Wilcox just owned us inside," Illinois coach Bill Self said. The Illini shot 33 percent and committed seven turnovers in the decisive first half.

Four different players scored in a 9-2 run that put Illinois up 17-10, but Wilcox had four points and Steve Blake and Byron Mouton hit 3-pointers during a 12-0 spurt that put Maryland ahead for good.

After Blandon Ferguson made a free throw for the Illini, Wilcox sank a hook shot and scored on an alley-oop pass from Blake for a 26-18 lead.

Damir Krupalija followed with a 3-pointer — Illinois' first field goal in nearly six minutes — but Maryland reeled off eight straight points to push the margin to 11.

Illinois closed to 34-29, but Drew Nicholas hit a 3-pointer and a layup as Maryland finished the half with a 7-0 spree.

Illinois was the highest-ranked non-conference team the Terrapins faced at home since they upset No. 1 Notre Dame in 1979.

MARYLAND 76, ILLINOIS 63 Cole Field House — Nov. 27, 2001

Illinois	Min	FG	3FG	FT	O-DRB	F	A	T	B	SPIs
Cook	f 22	3-5	1-1	1-2	1-6	7	5	0	3	1 0 8
Archibald	c 29	3-6	0-0	2-4	4-6	10	4	3	4	2 0 8
Bradford	g 23	4-14	0-5	0-0	2-1	3	2	2	1	0 2 8
Harrington	g 30	2-3	2-3	0-0	0-0	0	1	1	3	0 0 6
Williams	g 34	3-16	1-5	3-4	0-4	4	2	1	1	0 1 10
Melton	2	0-0	0-0	0-0	0	0	0	0	0	0 0 0
Head	10	1-2	0-1	0-0	0-1	1	1	1	0	0 0 2
Ferguson	18	2-6	0-1	7-8	1-2	3	4	0	1	0 2 11
Howard	1	0-0	0-0	0-0	0	0	0	0	0	0 0 0
Krupalija	27	4-7	1-2	1-2	4-4	8	1	3	2	0 10
Powell	1	0-0	0-0	0-0	0	0	0	0	0	0 0 0
Smith	3	0-1	0-0	0-0	0	0	0	0	0	0 0 0
Team					3-3	6				
Totals	200	22-605	18-14	20-15	27-42	22	11	15	3	5 6 3

Maryland	Min	FG	3FG	FT	O-DRB	F	A	T	B	SPIs
Mouton	f 24	1-3	1-1	0-0	1-2	3	2	1	0	1 3
Holden	f 29	1-4	0-2	0-0	2-4	6	5	3	1	1 2 2
Baxter	c 18	2-7	0-0	1-4	1-4	5	5	1	0	1 0 5
Dixon	g 35	9-19	2-8	5-6	2-3	5	1	1	1	1 2 25
Blake	g 36	3-7	2-3	2-4	0-4	4	2	9	4	4 1 10

Nicholas	26	5-8	1-2	1-2	0-4	4	1	1	1	1 0 12
Randle	7	0-2	0-0	0-0	1-1	2	1	0	0	0 0 0
Wilcox	25	8-13	0-0	3-8	2-4	6	1	1	2	2 0 19
Team					3-0	3				
Totals	200	29-636	16-12	24-12	26-38	19	18	10	6	7 6

Illinois (5-1)	29	34	-	63
Maryland (4-1)	41	35	-	76
FG% - Illinois .367, Maryland .460. 3FG% - Illinois .278, Maryland .375. FT% - Illinois .700, Maryland .500. Technical Fouls - None. Officials - Mike Wood, Frank Scagliotta, John Clougherty. A - 14,500.				

BB&T CLASSIC SEMIFINAL

6m 6: [5/4] Maryland 61, Princeton 53

WASHINGTON, D.C. — It took a while for Maryland to stop worrying about Princeton's deliberate offensive style and focus on its own brand of suffocating defense.

When the Terrapins turned up the pressure midway through the second half, the upset-minded Tigers wilted.

Lonny Baxter had 19 points and 12 rebounds, and No. 5 Maryland rallied from a 15-point deficit to beat Princeton 61-53 in the first round of the BB&T Classic.

"That's what pressure does," Maryland coach Gary Williams said. "It doesn't always get you steals, but the mental and physical part of pressure is a wearing-down process."

Juan Dixon added 14 points for the Terrapins (5-1), who won their fifth straight game. Andre Logan led Princeton (1-4) with 15 points, and Konrad Wysocki added 13.

After leading by 13 at the intermission and by 15 on the second half's first basket, the Tigers took a 42-30 lead on a backdoor layup by Kyle Wenthe with 13:35 left in the second half.

But Maryland went on a 14-2 run, with two free throws by Byron Mouton, tying the game at 46 with 6:54 left. A foul shot by Logan and a basket by Wysocki put the Tigers up 49-46 with 5:42 to go. But Baxter hit a short jumper to cut the lead to a point, then Drew Nicholas made a 3-pointer to give the Terrapins their first lead of the game with 4:43 remaining.

Maryland shot only 7-for-24 from the field and committed 12 turnovers as the Tigers sprinted to a 36-23 lead at the break.

Princeton drew the Terrapins out of their zone defense with three quick 3-pointers. Ahmed El-Nokali's 3-pointer gave the Tigers an 11-5 lead with 15:40 left in the half.

Baxter scored Maryland's first seven points, but the Terrapins couldn't get anyone else involved in the offense.

Maryland got within 17-14, but the Terrapins got only two field goals and six points over the next 7:31, and Logan's jumper capped off a 10-1 run that put Princeton up 31-18 with 2:06 remaining in the half.

MARYLAND 61, PRINCETON 53 MCI Center — Dec. 2, 2001

Princeton	Min	FG	3FG	FT	O-DRB	F	A	T	B	SPIs
Bechtold	f 32	2-8	0-3	0-0	1-5	6	4	2	0	1 1 4
Logan	f 39	5-14	0-2	5-6	2-6	8	3	4	4	3 0 15
Wysocki	c 25	6-9	1-2	0-0	1-3	4	4	2	0	0 1 13
Wenthe	g 28	3-5	1-2	0-0	0-2	2	2	2	2	1 2 7
El-Nokali	g 39	2-4	2-3	0-0	0-1	1	4	2	6	0 0 6
Persia	7	0-0	0-0	0-0	0	0	0	1	2	0 0 0
Venable	5	0-0	0-0	0-0	0-1	1	1	0	0	0 0 0
Wallace	6	1-3	0-0	2-2	1-0	1	1	0	2	0 0 4
Robins	3	0-0	0-0	0-0	0	0	0	0	0	0 0 0
Martin	16	0-3	0-0	4-4	1-4	5	3	1	4	1 1 4
Team					1-1	2				
Totals	200	19-464	12-11	127-23	30	23	15	18	6	5 53

Maryland	Min	FG	3FG	FT	O-DRB	F	A	T	B	SPIs
Mouton	f 24	1-4	0-1	4-5	1-4	5	1	0	0	0 1 6
Holden	f 20	1-4	1-2	2-2	0-1	1	4	1	3	0 0 5
Baxter	c 34	8-15	0-0	3-10	5-7	12	3	0	3	2 0 19
Dixon	g 34	2-9	1-4	9-9	3-0	3	0	2	1	0 6 14
Blake	g 37	1-6	0-1	2-2	0-1	1	1	8	6	1 2 4
Nicholas	24	2-4	1-3	2-2	0-2	2	3	0	2	0 1 7
Randle	3	0-0	0-0	0-0	0	0	0	0	0	0 0 0
Wilcox	24	3-8	0-0	0-3	6-5	11	3	1	1	2 0 6
Team					1-0	1				
Totals	200	18-503	1-12	33-16	20-36	15	12	16	6	9 61

Princeton (1-4)	36	17	-	53
Maryland (5-1)	23	38	-	61
FG% - Princeton .413, Maryland .360. 3FG% - Princeton .333, Maryland .273. FT% - Princeton .917, Maryland .667. Technical Fouls - None. Officials - Donnie Gray, Bob Donato, Art McDonald. A - 13,860.				

BB&T CLASSIC CHAMPIONSHIP

6m 7: [3/2] Maryland 77, Connecticut 65

WASHINGTON, D.C. - Maryland rolled to its sixth straight victory, and Lonny Baxter earned the trophy he coveted.

Baxter had 24 points and 10 rebounds, and Juan Dixon scored 16 points as No. 3 Maryland pulled away in the second half to beat Connecticut 77-65 and win the BB&T Classic.

Baxter, who went 8-for-10 from the field and 8-of-10 from the foul line, was an overwhelming selection as tournament MVP.

"It's my senior year, I'm from D.C. I really wanted this MVP trophy tonight," the 6-foot-8 center said. "I just came out playing my hardest and we got the game."

The Terrapins (6-1), unbeaten since opening the season with a loss to Arizona, used a 16-4 run to expand a two-point halftime lead to 52-38. Baxter and Tajh Holden each had six points in the spree and Dixon contributed two baskets.

"That's obviously one of the best teams in the country," Connecticut coach Jim Calhoun said. "They're tough to beat because of their size and because they shoot the ball well, but I was most impressed by the way they played so well with each other. Maryland gave our kids a good lesson on how to play team basketball."

Caron Butler scored 20 points for the Huskies (3-1).

After Baxter scored on an alley-oop pass from Steve Blake to put Maryland up 46-38, Holden hit two straight jumpers and Baxter followed with a layup to put Maryland up by 14.

UConn closed to 60-53, but after Dixon scored in the lane and Baxter added two free throws, the Huskies never got closer than nine points.

Holden scored 15 points, and Blake had eight points and nine assists.

Baxter scored Maryland's first seven points during an 11-0 run that helped the Terps to a 21-7 lead. UConn missed its first seven shots and had five turnovers in the opening five minutes, but Butler scored 12 points to bring the Huskies within 36-34 at halftime.

MARYLAND 77, CONNECTICUT 65 MCI Center — Dec. 3, 2001

Connecticut	Min	FG	3FG	FT	O-DRB	F	A	T	B	SPIs
Butler	f 35	7-19	0-1	6-6	5-1	6	4	2	1	0 2 20
Solvie	f 37	4-10	0-0	3-5	3-5	8	0	0	4	0 0 11
Okafor	c 30	3-6	0-0	2-2	4-8	12	3	1	3	2 2 8
Brown, T.	g 27	2-8	0-0	0-0	1-2	3	4	2	5	0 2 4
Robertson	g 30	3-8	0-1	0-0	1-2	3	2	3	1	0 1 6
Gordon	22	3-10	3-6	1-2	1-0	1	1	2	3	0 2 10
Brown, J.	9	1-3	0-0	0-0	1-1	2	3	0	1	0 0 2
Hazellon	7	1-5	0-1	2-2	1-3	4	1	0	2	0 0 4
Hayes	3	0-0	0-0	0-0	0-0	0	1	0	0	0 0 0
Team					5-4	9				
Totals	200	24-69	3-9	14-17	22-68	20	21	2	9	6 5

Maryland	Min	FG	3FG	FT	O-DRB	F	A	T	B	SPIs
Mouton	f 32	1-7	0							

2002 NATIONAL CHAMPIONS

MARYLAND 79, DETROIT 54

Cole Field House — Dec. 9, 2001

Detroit	Min	FG	3FG	FT	O-DReb	F	A	T	B	SPTS
Riggs	f 15	0-2	0-0	0-0	0-0	5	1	1	0	1
Harmon	f 26	4-6	0-0	1-4	3-1	4	2	0	2	1
Grays	c 24	3-8	1-3	0-0	0-2	2	2	4	0	1
Bellin	g 16	4-7	1-2	2-2	4-1	5	4	0	2	0
Green	g 31	4-14	2-6	5-6	1-4	5	1	2	2	0
Twyman	m 21	2-6	1-2	0-0	0-0	1	0	3	1	1
Baxter	3	0-1	0-1	0-0	0-1	1	0	1	0	0
Maxwell	5	0-1	0-0	0-1	1	1	0	1	0	0
Fuhs	13	0-4	0-4	0-0	0-1	1	1	0	0	0
Wallace	28	0-9	0-1	0-0	3-7	10	2	2	1	0
Dillard	8	1-2	0-0	0-1	1	3	0	0	1	1
Mazur	10	2-5	0-0	1-2	2-0	2	2	0	0	0
Team						2	2	4		
Totals	200	20-65	9-19	14-21	23	36	18	16	410	54

Maryland	Min	FG	3FG	FT	O-DReb	F	A	T	B	SPTS
Holden	f 20	5-9	2-3	2-2	1-0	1	0	0	6	1
Baxter	c 25	6-10	0-0	5-6	1-6	7	2	1	4	0
Dixon	g 30	6-10	0-4	0-0	1-5	6	3	4	2	0
Nicholas	g 23	2-6	0-0	2-2	1-4	5	2	1	1	0
Blake	g 28	0-2	0-1	0-0	0-2	2	1	8	4	0
Mouton	19	5-7	0-0	3-6	2-2	4	2	0	1	1
Badu	5	0-0	0-0	0-0	0-0	0	1	1	0	0
McCall	7	1-2	0-1	0-0	0-1	1	1	0	1	0
Collins	6	0-0	0-0	0-1	1	0	2	1	0	0
Randle	11	2-3	0-0	3-4	1-3	4	3	0	2	0
Wilcox	26	3-7	0-0	2-4	0-4	0	1	1	2	0
Team						3	4	7		
Totals	200	30-56	2-9	17-24	10-12	32	15	18	810	79

Detroit (4-3) 23 31 - 54
 Maryland (7-1) 40 39 - 79
FG% - Detroit .308, Maryland .536. **3FG%** - Detroit .263, Maryland .222.
FT% - Detroit .643, Maryland .708. **Technical Fouls** - none. **Officials** - Larry Rose, Jamie Luckie, Tim Higgins. **A** - 14,337.

6m 9: [3/2] Maryland 91, Monmouth 55

COLLEGE PARK, Md. — Gary Williams' 250th victory at Maryland provided the coach with far more angst than expected.

With the third-ranked Terrapins up by only nine points at halftime against Monmouth, Williams wondered whether his team had the tenacity to finish off the Hawks.

"In the first half we were a little flat. ... I was very worried at halftime. I was very concerned walking out for the second half," he said.

His fear vanished shortly after he arrived at the bench. The Terrapins started with a 13-0 run and pulled away to their eighth straight victory, 91-55.

After allowing the Hawks (4-4) to go 16-of-33 from the field in the first half, Maryland outscored Monmouth 45-18 over the final 20 minutes.

"Coach came in here and gave us a mouthful," said Juan Dixon, who finished with 18 points. "I think in the second half we played great."

Byron Mouton scored 17 points for the Terrapins (8-1), who extended the nation's longest non-conference home winning streak to 82 games.

Russ Anderson scored 12 points for the Hawks, who faded against the deeper, taller and more talented Terrapins.

Mouton opened the second half with a 3-pointer before Dixon and Taj Holden each made two free throws. Lonny Baxter followed with his first basket, then made two foul shots before Holden finished the run with a hook shot that made it 59-37.

It was 63-39 before Chris Wilcox scored two baskets and reserve guard Drew Nicholas hit a 3-pointer in an 11-0 run that made it 74-41.

Wilcox finished with 10 points and 13 rebounds.

MARYLAND 91, MONMOUTH 55

Cole Field House — Dec. 11, 2001

Monmouth	Min	FG	3FG	FT	O-DReb	F	A	T	B	SPTS
Krayl	f 29	4-10	0-2	0-0	2-1	3	1	1	0	0
Anderson	f 30	4-10	4-8	0-0	0-3	3	3	2	1	0
Bridgemohanc	24	3-10	0-0	3-6	5-8	4	0	2	1	2
Johnson	g 34	4-12	0-2	0-0	0-3	3	6	3	0	1
Millon	g 17	3-4	0-0	1-3	4	3	0	3	0	1
Short	2	0-0	0-0	0-0	0	0	0	0	0	0
Kaplan	11	1-2	0-0	0-0	0-2	2	1	1	0	0
Owens	6	0-1	0-0	0-0	0-0	0	1	3	0	0
Hamilton	24	2-5	0-0	3-6	0-2	2	2	1	1	0
Byfield	23	1-5	1-3	0-0	0-1	1	3	2	1	0
Team						2	1	3		
Totals	200	22-59	15-6	12-10	10-19	21	14	18	3	6

Maryland	Min	FG	3FG	FT	O-DReb	F	A	T	B	SPTS
Mouton	f 30	7-10	1-1	2-2	2-3	5	1	0	1	1
Holden	f 18	4-8	0-3	3-2	2-2	3	2	0	0	1
Baxter	c 24	2-6	0-0	6-8	3-6	9	4	1	3	1
Dixon	g 28	6-11	1-4	5-7	0-2	2	1	3	3	0
Blake	g 26	1-4	1-3	4-4	0-1	1	2	7	1	0
Badu	4	1-2	0-0	0-2	0-0	0	0	0	0	0
McCall	9	0-2	0-2	0-0	0-4	4	0	0	0	0

Collins	5	2-3	2-3	0-0	0-0	0	1	1	0	0
Nicholas	18	2-2	1-1	2-2	1-3	4	0	0	0	0
Randle	11	1-3	0-0	1-2	2-1	3	1	0	0	0
Wilcox	27	5-8	0-0	0-0	4-9	13	4	4	1	1
Team						1	2	3		
Totals	200	31-59	16-23	30-31	33-46	17	19	13	5	9

Monmouth (4-4)	37	18	-	55
Maryland (8-1)	46	45	-	91

FG% - Monmouth .373, Maryland .525. **3FG%** - Monmouth .333, Maryland .375. **FT%** - Monmouth .500, Maryland .767. **Technical Fouls** - none. **Officials** - Frank Scagliotta, Steve Gordon, Tom Lopes. **A** - 13,336.

6m 10: [22/21] Oklahoma 76, [2/2] Maryland 56

NORMAN, Okla. — Ebi Ere scored 19 points and Aaron McGhee added 16 and 11 rebounds as No. 21 Oklahoma snapped second-ranked Maryland's eight-game winning streak with a 72-56 triumph.

Daryan Selvy had 10 points off the bench and Jabahri Brown chipped in eight and 14 rebounds for Oklahoma (9-1). The Sooners shot just 40 percent but held a 44-36 rebounding edge and took advantage of 21 turnovers.

The Sooners avenged a loss to the Terrapins last season, when Oklahoma was the higher-ranked squad.

Chris Wilcox scored 15 points and Juan Dixon had 11 for Maryland (8-2), which had not lost since a season-opening defeat to Arizona.

Oklahoma had a 42-41 lead with 13:33 left when Ere buried a jumper that ignited an 8-2 run. Selvy, McGhee and Jason Detrick also had baskets in the spurt.

A breakout layup by Byron Mouton got Maryland within 52-49 with 7:17 to play, but Quannas White banked in a shot, McGhee hit a reverse layup that turned into a three-point play and followed with two free throws for a 59-49 lead with 4:24 to go. Ere capped the 10-0 burst with a 3-pointer 22 seconds later.

"I liked Oklahoma's aggressiveness, they played hard," Maryland coach Gary Williams said. "They started to dominate inside in the second half and we didn't respond very well. As far as intensity level, I think OU took it to us in the second half."

The Terrapins made just 38 percent (22-of-57) of their shots, including 3-of-19 from the arc.

Maryland had a 14-8 lead 4:39 into the contest and still was up four points with just under nine minutes left in the half. But the lead seasawed down the stretch, with Oklahoma taking a 36-34 halftime edge on a jumper by Hollis Price with 40 seconds to go.

OKLAHOMA 72, MARYLAND 56

Lloyd Noble Center — Dec. 21, 2001

Maryland	Min	FG	3FG	FT	O-DReb	F	A	T	B	SPTS
Mouton	f 26	4-11	0-2	0-0	1-3	4	2	0	2	1
Holden	f 16	1-4	0-1	0-0	0-1	1	3	1	0	0
Baxter	c 34	3-5	0-0	3-5	1-9	10	4	2	6	0
Dixon	g 34	5-12	0-4	1-1	1-2	3	1	1	3	0
Blake	g 36	2-11	2-8	0-0	1-3	4	3	6	3	0
Nicholas	24	1-6	1-4	2-2	0-1	2	3	3	0	1
Wilcox	30	6-8	0-0	3-4	2-7	9	2	1	3	1
Team						3	1	4		
Totals	200	22-57	9-12	9-27	36	17	14	21	4	7

Oklahoma	Min	FG	3FG	FT	O-DReb	F	A	T	B	SPTS
McGhee	f 25	5-15	0-1	6-9	6-5	11	4	2	0	0
Brown	c 30	4-5	0-0	0-0	3-11	14	2	2	0	2
Ere	g 36	6-16	3-7	4-4	0-7	7	2	2	2	1
White	g 34	2-4	0-1	3-7	0-0	0	6	2	0	1
Price	g 35	3-10	0-6	0-0	0-2	2	3	2	1	0
Detrick	14	3-10	0-3	0-0	1-4	5	0	1	0	1
Selvy	24	4-6	1-1	1-2	3-0	4	1	2	0	3
Szendrei	2	0-1	0-0	0-0	0-0	0	0	1	0	0
Team						2	0	2		
Totals	200	27-67	19-14	22-15	29-44	14	15	11	113	72

Maryland (8-2)	34	22	-	56
Oklahoma (8-2)	36	36	-	72

FG% - Maryland .386, Oklahoma .403. **3FG%** - Maryland .158, Oklahoma .211. **FT%** - Maryland .750, Oklahoma .636. **Technical Fouls** - none. **Officials** - John Clougherty, Gerald Boudreaux, Ted Hillary. **A** - 12,715.

6m 11: [8/6] Maryland 103, William & Mary 75

COLLEGE PARK, Md. — Maryland got the confidence-building springboard it needed in its final game before the Atlantic Coast Conference season began.

Juan Dixon had 19 points and a career-high nine assists and Byron Mouton added a season-high 19 points as the Terrapins (9-2) routed William & Mary 103-75 for their 83rd consecutive home victory over a non-conference opponent.

"That's what we needed after the loss to Oklahoma," said center Lonny Baxter, who had 12 points and 10 rebounds for

his 27th career double-double.

Adam Hess, a sophomore transfer from Eastern Michigan playing in his first game for William & Mary (3-6), scored a career-high 21 points.

Drew Nicholas scored a season-high 14 points for Maryland. Five Terrapins scored in double figures in the team's biggest offensive output of the season — and a school record 13 3-pointers.

Zeb Cope scored a career-high 16 points and Mike Johnson added a season-high 14 for the Tribe, which had won three of five. William & Mary, playing its first game since Dec. 2, lost its 12th consecutive game to the Terrapins in the first meeting between the schools since 1985.

Mouton had 12 first-half points, helping Maryland to a 50-35 halftime lead.

The Tribe overcame a cold start, missing their first five shots and turning over the ball five times in the first three minutes.

Hess had 10 of William & Mary's first 12 points, cutting the Maryland lead to 13-12 with a layup with 11:46 remaining in the half.

Johnson nailed a 3-pointer with 9:02 left, trimming the Terrapins lead to 23-22 with 9:02 to go. Maryland then went on a 15-8 run capped by Chris Wilcox's 12-foot jumper, and finished the half on a 9-0 burst.

Maryland scored the first six points of the second half, with Dixon's 3-pointer from the left corner extending a 15-0 run to and giving the Terrapins a 56-35 lead.

MARYLAND 103, WILLIAM & MARY 75

Cole Field House — Dec. 27, 2001

Wm & Mary	Min	FG	3FG	FT	O-DReb	F	A	T	B	SPTS
Davis	f 11	0-1	0-0	0-0	0-3	3	3	0	2	0
Johnson	f 27	5-15	4-10	0-0	2-5	7	3	4	3	0
Hess	c 36	9-19	2-10	1-2	3-2	5	3	2	2	0
Rivers	g 19	1-5	0-1	0-0	1-3	4	0	1	2	0
D'Antoni	g 31	0-4	0-4	2-2	0-5	5	2	5	4	0
Lee	1	0-1	0-1	0-2	1-0	1				

2002 NATIONAL CHAMPIONS

half, but led 55-52 with 3:35 left. Blake then hit a baseline shot and a 3-pointer in a span of 57 seconds, and Dixon added a fadeaway baseline shot as Maryland strung together some offense when it counted most.

Dixon's basket gave Maryland a 62-56 lead with 55 seconds left, and he made eight straight free throws down the stretch to ice it, finishing with 21 points.

Anthony Grundy led the Wolfpack with 18 points. Maryland committed 19 turnovers, but none over the final 6:14.

NC State missed 31 of its first 44 shots but only trailed 40-34 early in the second half as Maryland's offense was also out of sync and Baxter went to the bench with four fouls with 13:04 left.

The Wolfpack briefly took the lead for three possessions, but Blake's two free throws with 5:37 left put Maryland up for good.

NC State's big men got in early foul trouble, but the Wolfpack outshouted the Terrapins for much of the first half and trailed 32-28 at the break.

MARYLAND 72, NC STATE 65

Entertainment and Sports Arena — Dec. 30, 2001

Maryland	Min	FG	3FG	FT	O-DR	F	A	T	B	SPTS		
Mouton	f 23	2-7	0-2	6-8	1-3	4	1	3	0	0	10	
Wilcox	f 31	2-6	0-0	5-9	3-9	12	4	1	0	2	0	9
Baxter	c 28	4-8	0-0	3-8	1-7	8	5	0	1	2	1	11
Dixon	g 38	4-9	1-3	12-14	0-5	5	4	0	9	0	4	21
Blake	g 36	2-5	1-2	6-6	0-4	4	3	5	1	0	3	11
McCall	2	0-0	0-0	1-2	0-1	1	0	0	0	0	0	0
Nicholas	21	2-2	1-1	0-0	0-1	1	4	2	3	1	0	5
Randle	1	0-0	0-0	0-0	0-0	0	0	0	0	0	0	0
Holden	20	1-5	0-2	2-2	0-3	3	0	2	0	0	4	
Team				2-2		4						
Totals	200	17-42	10-35	49-75	4-27	9	19	5	8	7	2	

NC State	Min	FG	3FG	FT	O-DR	F	A	T	B	SPTS		
Hodge	f 32	5-11	0-1	4-4	6-6	12	4	1	4	1	1	14
Melvin	f 26	3-9	1-3	3-4	2-6	8	4	1	4	0	10	
Powell	c 21	0-5	0-1	0-1	1-2	3	4	2	0	0	0	
Grundy	g 34	5-17	0-5	8-11	5-7	7	4	2	3	0	18	
Miller	g 26	1-7	0-2	0-0	0-0	2	3	1	0	2	2	
Evtimov	13	1-4	1-2	3-4	1-1	2	3	0	0	0	6	
Watkins	6	1-3	0-2	3-4	0-2	2	2	0	0	0	5	
Sherrill	9	1-3	1-2	1-2	0-1	1	1	0	0	0	4	
Crawford	20	3-7	0-1	0-1	2-2	2	1	0	0	0	6	
Collins	13	0-1	0-0	0-0	1-0	1	4	1	0	0	0	
Team				1-3		4						
Totals	200	20-67	2-10	32-44	3-11	13	3	6	6	5		

Maryland (10-2, 1-0)	32	40	-	72
NC State (10-3, 0-1)	28	37	-	65

FG% - Maryland .405, NC State .299. 3FG% - Maryland .300, NC State .150. FT% - Maryland .714, NC State .688. Technical Fouls - none. Officials - Frank Scagliotta, Leslie Jones, Bryan Kersey. A - 18,163.

6m 13: [8/6] Maryland 92, Norfolk State 65

COLLEGE PARK, Md. — Maryland treated its final non-ACC visitor to Cole Field House the same way it did the previous 83.

Juan Dixon scored 17 points as the sixth-ranked Terrapins extended the nation's longest non-conference home winning streak to 84 games with a 92-69 rout of Norfolk State.

Maryland, which played its last non-league game in Cole history, was last beaten by a non-conference opponent at Cole on December 12, 1989 during coach Gary Williams' first season.

Freshman Ryan Randle added 12 points and five blocks for Maryland, which also received five blocks by Tajj Holden. The 15 blocks by the Terrapins were the most since they rejected 16 shots on December 1, 1988 against Maryland-Eastern Shore.

"When we are like that, we're tough to beat," Williams said. "Chris (Wilcox) snuck in with nine (points), and we almost had six guys in double figures, so that is good to see."

Holden capped an 18-6 run with a 3-pointer for a 28-14 advantage with 8:40 left before halftime. Drew Nicholas' 3-pointer ended a 7-1 run and opened a 37-17 lead with 3:30 to go, and the Terrapins took a 45-28 advantage into intermission.

A 3-pointer by Dixon capped an 11-3 run to start the second half for a 56-31 advantage with 16 minutes remaining. The lead grew to 26 points in the final 20 minutes.

The Terrapins posted the win despite playing without starting center Lonny Baxter, who was out with an ankle sprain.

Randle helped pick up the slack inside by making 6-of-11 shots and grabbing eight rebounds. Holden and Byron Mouton each had six boards.

Freshman Andre Collins, a 5-9 guard, also provided a spark by scoring a season-high 10 points on 5-of-6 shooting off the bench.

Daryl Towe had 14 points to lead Norfolk State (3-10) while Michael Boyd had nine and 18 rebounds.

MARYLAND 92, NORFOLK STATE 65

Cole Field House — Jan. 3, 2002

Norfolk St.	Min	FG	3FG	FT	O-DR	F	A	T	B	SPTS		
Smith	f 20	3-8	1-3	4-6	2-0	2	0	1	2	0	11	
Boyd	f 28	3-9	0-0	3-5	7-11	18	3	1	1	0	1	9
Aladi	c 17	1-7	0-0	0-0	1-2	3	1	0	1	0	0	2
Winston	g 31	4-13	1-4	0-0	0-2	2	2	1	4	0	1	9
Towe	g 31	5-11	0-0	4-5	2-4	6	0	0	1	1	1	14
Byrd, J.	10	1-4	0-2	0-0	0-0	0	0	0	0	0	0	2
Byrd, N.	9	0-1	0-0	2-2	1-2	3	1	1	3	0	0	2
Mills	20	4-7	0-0	0-0	0-0	0	1	2	1	1	1	8
Byrd, H.	4	1-3	0-2	0-0	1-0	1	1	0	0	0	0	2
Hicks	25	3-9	0-1	1-1	2-0	2	1	1	0	2	2	7
Seward	10	0-0	0-0	1-2	1-2	3	1	0	1	3	0	1
Young	5	1-1	0-0	0-1	0-0	0	1	0	2	0	0	2
Team				3-3		6						
Totals	200	26-73	12-15	22-20	2-6	46	12	6	18	7	6	69

Maryland	Min	FG	3FG	FT	O-DR	F	A	T	B	SPTS		
Mouton	f 28	3-8	0-1	0-0	4-2	6	3	2	4	0	1	6
Wilcox	f 20	4-9	0-0	1-2	2-2	4	3	3	1	2	1	9
Holden	c 32	6-7	2-2	2-2	2-4	6	3	4	2	5	2	16
Dixon	g 25	7-18	2-7	1-1	2-3	5	0	3	0	1	1	17
Blake	g 31	3-6	1-3	0-0	0-5	5	1	9	2	1	0	7
Badu	2	0-1	0-1	0-0	0-1	1	1	1	0	0	0	0
McCall	4	1-3	1-1	0-0	0-0	0	0	0	0	0	0	3
Collins	11	5-6	0-0	0-0	0-1	1	1	1	0	0	0	10
Nicholas	20	3-4	2-2	2-3	0-2	2	1	2	2	1	1	10
Grinnon	2	0-0	0-0	2-2	0-1	1	1	1	0	0	0	2
Randle	25	6-11	0-0	0-1	2-6	8	3	0	0	5	1	12
Team				1-2		3						
Totals	200	38-78	17-8	13-29	2-6	12	26	11	15	7	9	

Norfolk State (3-10)	28	41	-	69
Maryland (11-2)	45	47	-	92

FG% - Norfolk St. .356, Maryland .521. 3FG% - Norfolk St. .167, Maryland .471. FT% - Norfolk St. .682, Maryland .727. Technical Fouls - none. Officials - Ted Valentine, Leslie Jones, Larry Rose. A - 13,201.

6m 14: [4/4] Maryland 112, North Carolina 79

COLLEGE PARK, Md. — Juan Dixon scored 29 points as No. 4 Maryland rolled to a 112-79 victory over North Carolina, the Terrapins' most lopsided victory in the 79-year-old rivalry and just two points shy of matching North Carolina's worst-ever Atlantic Coast Conference defeat.

The 112 points allowed were the most ever by a Carolina team.

Maryland (12-2, 2-0) led by as many as 39 points before coach Gary Williams emptied his bench. But the margin of victory easily eclipsed Maryland's 25-point rout of North Carolina in February 1939.

"You never expect it," Williams said. "Let's face it, we probably shot better than we have all year."

The Terrapins went 44-for-76 from the field (58 percent) and matched their season-high with a school-record-tying 13 3-pointers.

Steve Blake had a career-high 14 assists, Byron Mouton scored 17 points and Chris Wilcox added 16 for the Terrapins, who opened the second half with a 19-8 run to go up by 31.

Jason Capel scored 27 points for the Tar Heels (5-7, 1-2). Down 102-61, North Carolina was in danger of eclipsing a dubious 35-point loss to Duke in 1964.

Maryland and Dixon set the tone early, using runs of 9-2 and 12-5 to take a 28-13 lead with seven minutes elapsed. Dixon, who had eight steals for the game, led the charge with 14 points, including two 3-pointers and two free throws following a technical foul against the flustered UNC coach Matt Doherty.

The Tar Heels made eight of their first 11 field goal attempts — all the misses were from 3-point range — but had 10 turnovers and trailed 35-18 after nine minutes.

North Carolina then missed its next five shots and twice turned the ball over as the Terrapins reeled off eight straight points to boost the margin to 25 points.

The Tar Heels responded with an 8-0 run to close to 43-26. It was 49-28 before Williams made two straight baskets to spark a 9-2 spurt that cut the deficit to 14, but North Carolina got no closer.

Maryland led 67-45 early in the second half before Dixon hit a 3-pointer and Wilcox, Mouton and Lonny Baxter followed with dunks to give the Terrapins a 31-point cushion.

MARYLAND 112, NORTH CAROLINA 79

Cole Field House — Jan. 9, 2002

No. Carolina	Min	FG	3FG	FT	O-DR	F	A	T	B	SPTS		
Capel	f 33	10-19	5-8	2-2	1-4	5	4	5	1	0	3	27
Johnson	f 21	0-2	0-2	0-0	1-2	3	4	2	1	0	0	0
Berstickler	c 19	4-7	0-0	2-2	1-2	3	4	0	1	2	0	10
Manuel	g 26	1-4	0-1	1-1	0-3	3	0	2	4	0	0	3
Boone	g 17	3-5	2-3	0-0	0-1	1	0	4	4	0	1	8
Scott	21	2-7	2-5	0-0	0-0	0	1	5	2	0	3	6
Morrison	9	1-2	1-2	0-0	0-0	0	0	4	4	0	1	3
Holmes	4	0-1	0-0	0-0	0-1	1	0	0	0	0	0	0
Williams	18	4-8	0-1	0-2	1-2	3	0	0	6	0	0	8
Melendez	10	2-3	0-0	0-0	2-0	2	0	1	0	0	1	4
Lang	22	5-10	0-0	0-0	2-5	7	2	1	1	2	0	10
Team				2-1		3						
Totals	200	32-68	10-22	5-7	10-21	14	24	25	4	9	7	

Maryland	Min	FG	3FG	FT	O-DR	F	A	T	B	SPTS		
Mouton	f 29	8-14	1-2	0-0	5-2	7	2	3	1	0	3	17
Wilcox	f 27	6-13	0-0	4-6	2-4	6	0	3	1	3	2	16
Baxter	c 24	3-5	0-0	3-6	3-4	7	2	2	0	2	1	9
Dixon	g 26	11-18	5-8	2-2	1-2	3	1	2	2	0	8	29
Blake	g 32	4-8	3-4	1-2	1-8	9	14	3	0	0	12	
Badu	2	0-0	0-0	0-0	0-1	0	1	0	3	0	0	0
McCall	7	0-1	0-1	0-0	0-0	0	1	0	1	0	1	0
Collins	9	3-5	1-3	0-0	0-1	1	0	3	3	0	7	
Nicholas	13	2-3	1-2	0-0	0-3	3	1	1	2	0	0	5
Grinnon	4	1-2	1-2	0-0	1-0	1	0	0	0	0	0	3
Randle	12	4-4	0-0	1-1	1-2	3	0	2	1	2	1	9
Holden	15	2-3	1-1	0-0	1-1	2	3	1	3	2	2	5
Team												

2002 NATIONAL CHAMPIONS

MARYLAND 92, GEORGIA TECH 87

Alexander Memorial Coliseum — Jan. 13, 2002

Maryland	Min	FG	3FG	FT	O-D	Reb	F	A	T	B	SPTs	
Moulton	f 34	7/10	0-1	5-6	0-3	3	4	4	1	0	0	19
Wilcox	f 22	6-9	0-0	2-3	0-4	4	3	1	1	0	0	14
Baxter	c 27	5-9	0-0	11-14	2-7	9	4	2	1	1	1	21
Dixon	g 38	7-16	1-5	7-8	3-7	10	3	4	3	0	3	26
Blake	g 23	0-2	0-2	4-4	0-1	1	5	7	0	0	0	4
Collins	1	0-0	0-0	0-0	0-0	0	1	0	0	0	0	0
Nicholas	25	1-4	1-3	0-0	0-0	0	1	4	0	0	1	3
Randle	9	1-2	0-0	0-5	5	3	0	0	1	0	2	7
Holden	21	1-2	1-1	0-2	0-4	4	4	1	0	0	0	3
Team				2-3	5	1						
Totals	200	28-547	1729-377-34	41	28	21	14	2	5	92	5	92

Ga. Tech	Min	FG	3FG	FT	O-D	Reb	F	A	T	B	SPTs	
Moore	f 32	2-7	0-1	7-13	3-5	8	3	1	2	1	1	11
Nelson	f 34	6-9	0-0	6-10	1-7	8	4	1	0	1	1	18
Brooks	c 21	1-2	0-0	2-2	1-4	5	3	1	0	0	2	4
Atkins	g 37	7-14	5-9	5-6	0-1	1	3	8	2	0	1	24
Lewis	g 35	4-10	3-6	1-2	1-0	1	1	3	2	0	4	12
Elder	4	1-1	0-0	0-0	0-0	0	3	0	2	0	0	2
Muhammad	19	4-6	0-0	2-5	1-3	4	3	2	1	0	0	10
Lane	12	1-7	0-3	2-2	0-1	1	3	1	2	0	0	4
McHenry	6	1-2	0-1	0-0	0-0	0	2	0	0	0	0	2
Team				1-1	2							
Totals	200	27-588	2025-408-22	30	25	17	11	2	9	87	2	97

Maryland (13-2, 3-0) 48 44 - 92
 Ga. Tech (7-10, 0-4) 35 52 - 87
FG% - Maryland .591, Georgia Tech .466. **3FG%** - Maryland .412, Georgia Tech .400. **FT%** - Maryland .784, Georgia Tech .625. **Technical Fouls** - None. **Officials** - Larry Rose, Jamie Luckie, John Cahill. **A** - 6,332.

6m 16: (1/1) Duke 99, (3/3) Maryland 78

DURHAM, N.C. — Jason Williams has had a lot of great games for No. 1 Duke. His output against Maryland was high on the list.

The third-ranked Terrapins were unable to stop the All-American guard, who scored 34 points as the Blue Devils took over first place in the Atlantic Coast Conference with a 99-78 victory.

Williams had struggled some against the Terrapins in his career, shooting 39 percent in seven previous outings, but he was on this time. In addition to shooting 13-for-23 from the field, Williams had eight assists, seven rebounds and three steals.

Williams helped lead a defensive charge that forced Maryland into 36 percent shooting in the second half and 21 turnovers that led to 30 points for the Blue Devils (15-1, 4-1).

Lonny Baxter led Maryland (13-3, 3-1) with 24 points before fouling out with 3:46 left and his team down 15 points.

Juan Dixon, who was averaging 25.3 points in his previous three ACC games, was held to 10 points by Duke defensive specialist Dahntay Jones.

After an incredible 30 lead changes in the opening 23 minutes, Williams scored seven points in a one-minute span, getting two driving layups and a 3-pointer as Duke opened the second half with scores on eight straight possessions to take the lead for good.

Mike Dunleavy, who scored just two first-half points, was also a hero in the second half, scoring 19 points. Carlos Boozer added 20 for the Blue Devils.

Duke led 73-63 with 12:39 left before the Terrapins closed within three two minutes later. But Dunleavy hit a bank shot, a 3-pointer and Williams turned a Maryland turnover into a slam dunk to push the lead back to 10.

About a minute later, Dunleavy made two free throws and hit a long 3-pointer as Maryland fell behind again by double digits and then faded down the stretch.

The top two scoring teams in the ACC combined to score 97 points in the first half as the lead changed hands 25 times as neither team could pull away.

The lead changed hands 10 times before the first television timeout as the Blue Devils and Terrapins at one point combined to score on 11 of 13 possessions as the game raced at a fever pitch.

The largest lead of the opening half was seven points by Duke as Williams took control early, scoring 15 points over the first 11:15.

But for the fifth straight time in the intense series, the team that trailed at halftime won.

DUKE 99, MARYLAND 78

Cameron Indoor Stadium — Jan. 17, 2002

Maryland	Min	FG	3FG	FT	O-D	Reb	F	A	T	B	SPTs	
Moulton	f 23	3-8	0-1	0-0	2-1	3	2	1	2	0	0	6
Wilcox	f 22	6-9	0-0	2-5	2-5	7	3	4	3	2	1	14
Baxter	c 27	8-14	0-0	8-15	4-4	8	5	1	3	3	1	24
Dixon	g 36	2-9	1-4	5-6	1-4	5	3	2	2	0	1	10
Blake	g 32	2-5	1-4	0-0	0-3	3	1	8	6	0	1	5
Badu	1	0-0	0-0	0-0	0-0	0	0	0	0	0	0	0

Collins	4	0-0	0-0	0-0	0-0	0	0	1	0	0	0
Nicholas	24	5-6	0-0	2-2	2-3	5	4	2	2	0	1
Grinnon	1	0-0	0-0	0-0	0-0	0	0	0	0	0	0
Randle	12	3-9	0-0	1-1	3-3	6	2	0	1	0	0
Holden	18	0-3	0-1	0-0	1-1	2	1	0	1	0	0
Team				3-1	4						
Totals	200	29-632	1018-2918-2543	21	18	21	5	5	78	8	99

Duke	Min	FG	3FG	FT	O-D	Reb	F	A	T	B	SPTs	
Jones	f 38	4-11	1-4	0-0	1-0	1	3	0	2	2	0	9
Dunleavy	f 33	7-15	2-5	5-6	2-7	9	4	4	1	0	7	21
Boozer	c 26	6-10	0-0	8-8	1-4	5	4	0	0	1	0	20
Duhon	g 35	2-5	0-1	2-3	0-0	0	1	4	2	0	3	6
Williams	g 34	13-23	1-4	7-10	2-5	7	3	8	3	1	3	34
Ewing	14	2-3	1-1	0-0	0-3	3	2	0	0	0	0	5
Buckner	2	0-0	0-0	0-0	0-0	0	0	0	0	0	0	0
Sanders	8	1-2	0-0	0-0	1-1	1	1	0	1	0	0	2
Christensen	9	1-1	0-0	0-0	1-0	1	3	0	0	1	2	7
Love	1	0-0	0-0	0-0	0-0	0	0	0	0	0	0	0
Team				4-2	6							
Totals	200	36-705	1522-2712-2133	21	16	9	414	99				

Maryland (13-3, 3-1)	49	29	-	78
Duke (15-1, 4-1)	48	51	-	99

FG% - Maryland .460, Duke .514. **3FG%** - Maryland .200, Duke .333. **FT%** - Maryland .621, Duke .815. **Technical Fouls** - None. **Officials** - Jim Burr, Mike Wood, Ted Valentine. **A** - 9,314.

6m 17: (3/3) Maryland 99, Clemson 90

COLLEGE PARK, Md. — Juan Dixon scored 23 points and Lonny Baxter had 21 as No. 3 Maryland bounced back from a loss to top-ranked Duke by holding off Clemson 99-90.

Dixon, held to 10 points in the Terrapins' 99-78 loss to the Blue Devils in the Terps' last game, hit four 3-pointers to become Maryland's career leader in 3s with 189. He surpassed the previous mark held by Johnny Rhodes (186).

Baxter did most of his work close to the basket in coming within four points of a season-high. He shot just 5-for-12 on free throws. Chris Wilcox notched his third career double-double with 17 points and a career-high 14 rebounds for Maryland (14-3, 4-1 Atlantic Coast Conference). The Terrapins committed a season-low six turnovers in beating the Tigers for the eighth straight time.

Tony Stockman made six 3-pointers and scored 22 points for Clemson (11-8, 2-4). Jamar McKnight added 20 points and Edward Scott had 19 for the Tigers, who tied a school record with 15 3-pointers.

Clemson outrebounded Maryland 49-37 and trailed only 86-85 with 2:57 remaining. Drew Nicholas scored seven of his 13 points in a one-minute span to increase Maryland's lead to 93-86 and the Terps held on from there.

Byron Mouton added 14 points for Maryland and Steve Blake had 13 assists.

Ray Henderson scored 11 points and equaled a career-high with 13 rebounds for Clemson, which lost its third straight conference game. Chris Hobbs had 12 points.

Maryland outscored Clemson 10-3 in the opening 4:08 of the second half to seemingly take control of a back-and-forth game. Baxter started the surge with an inside power move and Dixon capped it with a one-handed dunk off a fastbreak that gave the Terrapins their largest lead at 62-51.

However, Clemson answered with a 12-1 run capped by Dwon Clifton's layup that tied the game at 62. Five Tigers scored during the surge, which featured a 3-pointer by Stockman.

There would be five more ties before Clemson moved ahead 81-80 on Sharrod Ford's free throw with 5:39 remaining. It was the Tigers' first lead since the 5:09 mark of the first half, but proved to be short-lived as the Terrapins scored on their next possession to move back ahead and start a 16-7 run.

It was a high-scoring first half that featured 15 lead changes as Maryland pounded the ball inside and Clemson countered with impressive 3-point shooting. Baxter had 13 points and Dixon 12 as the Terrapins used a late 8-0 run to take a 52-48 halftime lead. The Tigers hit 11-of-16 first half 3-pointers in the half.

MARYLAND 99, CLEMSON 90

Cole Field House — Jan. 20, 2002

Maryland	Min	FG	3FG	FT	O-D	Reb	F	A	T	B	SPTs	
McKnight	f 31	6-11	3-4	4-7	3-3	6	5	4	1	1	0	19
Hobbs	f 30	4-9	0-0	4-7	4-5	9	4	1	2	0	1	12
Henderson	c 29	4-8	0-0	3-4	2-11	13	3	0	4	3	0	11
Stockman	g 37	8-16	6-13	0-0	2-2	4	2	2	2	0	0	22
Scott	g 40	7-17	5-8	1-2	1-6	7	1	8	5	0	0	20
Nagys	10	1-1	1-1	0-0	1-1	2	5	1	2	0	0	3
Ford	9	0-3	0-0	1-3	2-1	3	4	0	0	1	0	1
Babalola	3	0-1	0-0	1-1	2	0	0	0	0	1	0	0
Christie	3	0-1	0-0	1-0	1	0	0	0	0	0	0	0
Clifton	8	1-2	0-0	0-0	1-0	1	3	0	0	0	0	2
Team				1-1	2							
Totals	200	31-6915	2813-2319-3150	27	16	16	6	1	90			

Maryland	Min	FG	3FG	FT	O-D	Reb	F	A	T	B	SPTs	
Moulton	f 28	4-8	4-6	2-2	0-4	4	3	3	0	0	0	14
Wilcox	f 28	7-15	0-0	3-5	7-7	14	1	0	1	0	1	17
Baxter	c 32	8-17	0-0	5-12	2-3	5	4	2	1	3	3	21
Dixon	g 37	8-18	4-10	3-3	2-0	2	1	2	1	0	3	23
Blake	g 32	1-5	1-5	0-0	2-2	4	3	13	2	0	1	3
Collins	2	0-0	0-0	0-0	0-0	0	0	0	0	0	0	0
Nicholas	21	4-7	2-5	4-5	0-4	4	2	6	0	1	0	14
Randle	7	1-1	0-0	1-3	1-2	3	1	0	0	1	0	3
Holden	13	0-1	0-0	4-6	0-0	0	3	0	1	2	0	4
Team				2-2	4							
Totals	200	33-7211	2622-3616-2440	18	27	6	8	8	99			

Clemson (11-8, 2-4) 48 42 - 90
 Maryland (14-3, 4-1) 52 47 - 99
FG% - Clemson .449, Maryland .458. **3FG%** - Clemson .536, Maryland .423. **FT%** - Clemson .565, Maryland .611. **Technical Fouls** - None. **Officials** - Karl Hess, Jim Burr, Alan Spainhour. **A** - 14,500.

6m 18: (3/3) Maryland 85, (21/16) Wake Forest 63

WINSTON-SALEM, N.C. — Juan Dixon and Steve Blake each scored 19 points to lead No. 3 Maryland to an 85-63 victory over No. 21 Wake Forest, the Terrapins' sixth straight win over the Demon Deacons.

Lonny Baxter had 12 points, Tajh Holden scored 11 and Drew Nicholas finished with 10 for Maryland (15-3, 5-1 Atlantic Coast Conference).

Darius Songaila had 14 points and 10 rebounds for the Demon Deacons (13-6, 3-3), who lost their third straight league game — all to Top Ten opponents.

Wake Forest, which had its nine-game home winning streak snapped, had 17 turnovers, struggled to penetrate against Maryland, settled for long shots that often missed and shot just 40 percent for the game.

2002 NATIONAL CHAMPIONS



6m 19: [3/3] Maryland 84, Florida State 63

COLLEGE PARK, Md. — Playing one of the finest all-around games of his brilliant college career, Juan Dixon had 25 points, 11 rebounds and eight steals as No. 3 Maryland defeated Florida State 84-63.

Byron Mouton scored 18 points and Chris Wilcox had 15 for the Terrapins (16-3, 6-1 Atlantic Coast Conference), who won their 13th straight at home since dropping a 74-71 decision to Florida State the previous February.

Following that game, the last-place Seminoles pumped their fists, and Florida State guard Delvon Arrington jumped onto the scorer's table as the Terrapins left the court to boos from the home crowd.

Dixon spent several hours alone in the team weight room that day, pondering the ramifications of the dreadful loss. So, before tipoff a year later, Maryland coach Gary Williams wrote on the board in the locker room: REVENGE.

Maryland went on to its first Final Four in 2001 and improved its record to 26-5 since that defeat, as the Terrapins pulled away in the second half behind Dixon, who finished 10-for-19 from the field and tied his career-high in rebounds and steals.

Dixon's eight steals — one short of the school record — gave him 307 for his career and made him the first player in ACC history to amass at least 1,800 points and 300 steals.

When he left the game with the outcome no longer in doubt, Dixon was showered with cheers by the sellout crowd of 14,500.

"It means a lot to me, for the fans to applaud me like that when I'm playing well," he said. "I just want to go out there and give them a good show."

Anthony Richardson scored 14 points and Monte Cummings had 13 for the Seminoles (10-8, 3-4), who fell to 0-4 on the road in the ACC.

The Seminoles held the early lead, but Maryland took its first lead with 7:26 left and pulled away after halftime.

Lonny Baxter, who scored eight points before fouling out against the Seminoles in the previous game, had 14 points and eight rebounds Saturday.

Maryland led 39-35 early in the second half before Wilcox hit a jumper off the glass and Dixon followed with a short jumper and a 3-pointer. Baxter scored the Terrapins' next five points, capping the 12-2 spree with a resounding dunk.

It was 58-47 before Dixon contributed three baskets to a 14-0 run that put Maryland up by 25 with 7:43 left.

MARYLAND 84, FLORIDA STATE 63

Cole Field House — Jan. 26, 2002

Florida St.	Min	FG	3FG	FT	O-DR	F	A	T	B	SPTs	
Joiner	f 26	2-8	1-4	0-0	1-1	2	1	1	1	10	5
Dixon, A.	f 25	1-7	0-3	3-4	3-7	10	1	2	0	0	5
Mathews	c 16	2-4	0-0	0-3	2-4	6	4	0	0	3	0
Arrington	g 38	4-11	1-2	2-2	4-2	6	6	4	0	4	11
Cummings	g 29	5-13	0-0	3-3	1-2	3	2	3	0	0	13
Bracy	5	2-3	0-1	0-0	0-0	0	0	0	1	0	4
Harvey	19	1-4	0-0	3-6	3-2	5	3	0	2	1	5
Haywood	2	0-0	0-0	0-1	1	0	0	0	0	0	0
Dixon, N.	5	0-0	0-0	0-1	1	0	0	1	0	0	0
Waleskowski	11	1-4	0-0	0-0	0-1	1	2	0	2	0	2
Richardson	24	7-13	0-2	0-0	0-6	6	1	1	1	2	0
Team						4	0	4			
Totals	200	25-672	12-111	1818	2745	16	11	17	8	5	63

Maryland	Min	FG	3FG	FT	O-DR	F	A	T	B	SPTs	
Mouton	f 33	8-12	0-2	2-3	2-2	4	2	4	2	0	28
Wilcox	f 25	7-14	0-0	1-1	4-6	10	3	1	1	5	15
Baxter	c 25	5-12	0-0	4-7	4-4	8	2	0	1	0	14
Dixon	g 33	10-19	4-8	1-1	5-6	11	2	2	3	0	25
Blake	g 32	0-5	0-3	0-0	1-2	3	0	9	2	0	0
McCall	3	0-0	0-0	0-1	1	1	0	0	0	0	0
Collins	3	1-1	0-0	0-0	0	1	2	0	0	0	2
Nicholas	17	0-2	0-2	1-2	0-3	3	0	4	1	0	0
Grinnon	2	0-1	0-0	0-0	0	0	0	0	0	0	0
Randle	12	2-4	0-0	0-0	1-3	4	2	0	0	0	4
Holden	15	2-8	1-1	0-0	1-1	2	4	1	0	1	2
Team						2	1	3			
Totals	200	35-785	16-94	20-2949	17	23	10	716	84		

Florida State (10-8, 3-4) 33 30 - 63
 Maryland (16-3, 6-1) 39 45 - 84
FG% - Florida State .373, Maryland .449. **3FG%** - Florida State .167, Maryland .313. **FT%** - Florida State .611, Maryland .643. **Technical Fouls** - None. **Officials** - Mike Wood, Ray Natili, Doug Shows. A - 14,500.

6m 20: [3/3] Maryland 91, [8/5] Virginia 87

CHARLOTTESVILLE, Va. — Juan Dixon said the impetus for No. 3 Maryland's stunning comeback victory against No. 8 Virginia came at the least likely time — when the Cavaliers thought they had the game won.

Just over six minutes remained, and with Virginia having taken a 74-70 lead, Maryland coach Gary Williams called a

timeout, the crowd whipping into a frenzy as the Cavaliers triumphantly headed for the bench.

But Keith Jenifer and Travis Watson of Virginia stopped on their way to say something to Williams, leaving him incensed and his team determined.

"They thought they had the win," Dixon said of Jenifer and Watson, "so I guess they wanted to show off a little bit. We wanted to protect our coach and we allowed that to motivate us and took it from there."

The Terrapins fell even further behind, trailing 83-74 with 3:22 left, but scored 13 of the last 15 points, finally taking the lead on Dixon's running one-hander with 31 seconds left, and getting a 91-87 victory.

The game marked only the second time in 156 meetings that both teams came into the game ranked in the Top 10, and both played like it.

Virginia took its big lead by scoring seven straight points, but Drew Nicholas hit his only two field goals of the game, both 3-pointers, and the Terrapins went 4-for-5 from the line at the end to clinch it.

Maryland finished 25-for-26 from the line, the only miss coming in the final seconds, while Virginia had seven costly misses in 19 tries from the line in the second half, repeatedly failing to build its lead.

Neither team led by more than seven points in the second half until Virginia took its big lead, but Nicholas' two huge shots gave them life and the veteran Dixon took over with the outcome still to be decided.

Byron Mouton led Maryland (17-3, 7-1 Atlantic Coast Conference) with 21 points, Dixon had 16 and Lonny Baxter added 14 points and 10 rebounds.

Roger Mason Jr. had 29 points for the Cavaliers (14-4, 4-4), while Watson had 19 points and 12 rebounds.

With his team trailing 83-74, Dixon made two free throws and Chris Wilcox had a dunk off a turnover for Maryland. Chris Williams hit a tough layup and was fouled, further whipping the crowd up, but Williams missed the free throw, and Nicholas hit his first 3-pointer to make it 85-81.

The teams exchanged pairs of free throws before Nicholas hit his second 3, and Dixon followed by driving around the Cavaliers' defense into the corner, then hitting the baseline shot to give Maryland the lead.

MARYLAND 91, VIRGINIA 87

University Hall — Jan. 31, 2002

Maryland	Min	FG	3FG	FT	O-DR	F	A	T	B	SPTs	
Mouton	f 35	5-11	0-1	11-12	7-1	8	2	2	1	0	21
Wilcox	f 20	4-11	0-0	0-0	3-5	8	3	1	0	1	8
Baxter	c 33	6-10	0-0	2-2	3-7	10	4	0	2	4	14
Dixon	g 36	5-13	1-3	5-5	1-2	3	2	4	2	0	16
Blake	g 26	4-7	1-1	2-2	0-0	0	2	4	3	0	11
Collins	1	0-0	0-0	0-0	0	0	0	0	0	0	0
Nicholas	22	2-4	2-2	0-0	1-3	4	2	2	1	1	6
Randle	3	2-3	0-0	0-0	0-3	3	1	0	0	0	4
Holden	24	3-7	0-2	5-5	1-4	5	4	1	2	0	11
Team						0	4				
Totals	200	31-66	4-9	25-2616	2945	20	14	12	5	3	91

Virginia	Min	FG	3FG	FT	O-DR	F	A	T	B	SPTs	
Malthis	f 15	1-4	0-0	1-2	3-2	5	2	0	2	1	3
Williams	f 35	2-8	0-1	9-13	1-3	4	3	5	1	0	13
Watson	c 38	9-16	0-0	1-4	10-12	4	1	2	1	1	19
Jenifer	g 24	2-5	0-0	0-0	0-3	4	3	2	0	1	4
Mason	g 39	8-21	5-11	8-8	0-2	4	5	1	0	3	29
Harper	17	1-1	1-1	4-4	0-3	3	0	2	0	0	7
Hall	5	0-2	0-0	0-0	1-0	1	1	0	0	0	0
Clark	15	1-1	0-0	0-0	0-0	0	1	0	0	2	1
Brown	12	4-8	2-4	0-0	0-2	3	1	0	0	0	10
Team						0	2				
Totals	200	28-668	19-23	3115	1934	22	17	8	5	6	87

Maryland (17-3, 7-1) 44 47 - 91
 Virginia (14-4, 4-4) 46 41 - 87
FG% - Maryland .470, Virginia .424. **3FG%** - Maryland .444, Virginia .421. **FT%** - Maryland .962, Virginia .742. **Technical Fouls** - None. **Officials** - Frank Scagliotta, Duke Edsall, Ed Corbett. A - 8,392.

6m 21: [3/3] Maryland 89, NC State 73

COLLEGE PARK, Md. — For 30 minutes, North Carolina State appeared poised to end its long drought against No. 3 Maryland. Then the Terrapins turned up their defense, leaving the Wolfpack to ponder yet another resounding defeat at Cole Field House.

Juan Dixon scored 27 points, including seven in a 16-2 second-half run that carried Maryland past NC State 89-73.

Lonny Baxter had 16 points for the Terrapins, who kept pace with top-ranked Duke atop the Atlantic Coast Conference. Maryland (18-3, 8-1) maintained its best start in the ACC since 1980.

The Terrapins trailed 57-55 with 10:10 left before pulling away to their fifth straight victory and 10th in 11 games.

Anthony Grundy scored 19 points for the Wolfpack (16-6, 5-4), who lost for the 20th time in 23 games against Maryland, including 13 straight at Cole Field House.

Reserve Ryan Randle started the Maryland comeback with a free throw, and Byron Mouton scored on a follow shot to put the Terrapins ahead for good. Randle added a put-back, Dixon hit a 3-pointer and Mouton drilled a fadeaway jumper to make it 65-57.

After Wolfpack freshman Julius Hodge sank two free throws, Randle made a layup and Dixon hit a 3-pointer. NC State was then cited for a shot clock violation, a call that brought an enraged Sendek charging onto the court.

Sendek received a technical foul, and Dixon made one of two shots for a 71-59 lead with five minutes to go.

Dixon finished 7-for-15 from the field, sinking 5-for-8 from 3-point range. He also went 8-for-9 at the foul line.

The Terrapins led 47-40 early in the second half before Ilian Evtimov and Hodge made successive 3-pointers to cap an 8-0 spree that put the Wolfpack in front.

Maryland battled back to take the lead, but NC State reeled off five straight points to go up 57-55. Dixon and the Terrapins then took over.

Maryland committed five turnovers and missed six of its first 10 shots to dig an early hole, and Grundy scored four points during an 11-0 run that put the Wolfpack up 18-9.

It was 22-15 before Baxter scored six points in an 8-3 surge that got Maryland within a basket. The Wolfpack momentarily stemmed the charge, but two straight turnovers led to four free throws by Drew Nicholas and a 29-29 tie.

NC State led 36-35 before Steve Blake hit a 3-pointer, and Dixon followed with a three-point play to help Maryland take a 41-38 halftime lead.

MARYLAND 89, NC STATE 73

Cole Field House — Feb. 3, 2002

NC State	Min	FG	3FG	FT	O-DR	F	A	T	B	SPTs	
Evtimov	f 34	1-6	1-5	4-4	1-5	6	4	1	7	0	3
Hodge	f 28	4-7	2-4	2-2	1-3	4	5	3	2	0	12
Powell	c 18	3-4	0-0	0-0	0-0	4	0	3	3	0	6
Grundy	g 36	6-14	1-5	6-6	1-2	3	2	3	2	0	19
Miller	g 29	4-6	3-5	0-0	0-2	2	1	6	1	0	11
Bell	2	1-1	1-1	0-0	0-0	0	0	0	0	0	3
Keeler	1	0-0	0-0	0-0	0-0	0	0	0	0	0	0
Roach	1	0-0	0-0	0-0	0-0	0	0	0	0	0	0
Sherrill	13	2-4	1-3	0-0	1-0	1	1	0	1	1	5
Crawford	13	1-2	0-0	2-4	0-1	1	1	1	0	0	4
Collins	16	1-3	0-0	0-0	0-3	2	0	2	0	0	2
Melvin	9	2-3	0-1	0-1	0-1	1	4	1	1	0	4
Team						2	0	1			
Totals	200	25-509	24-14	176-17	23	25	15	21	4	6	73

Maryland	Min	FG	3FG	FT	O-DR	F	A	T	B	SPTs	
Mouton	f 31	6-10	0-0	1-4	4-2	6	3	4	2	0	13
Wilcox	f 18	3-5	0-0	1-2	1-3	4	4	2	2	1	7
Baxter	c 26	6-9	0-0	4-7	3-2	5	3	3	3	1	16
Dixon	g 37	7-15	5-8	8-9	1-4	5	3	3	2	0	27
Blake	g 31	3-7	2-5	4-4	0-5	2	6	3	0	2	12
McCall	1	0-0	0-0	0-0	0-0	0	0	0	0	0	0

2002 NATIONAL CHAMPIONS

10 league games was 22 seasons ago.

Meanwhile, the Tar Heels (6-15, 2-9) matched the school record for losses in a season. It happened twice in the early 1950s.

North Carolina also set a record for ACC losses in what was a disastrous second season for coach Matt Doherty's inexperienced team. The program's previous worst ACC season was 6-8 in Dean Smith's third season in 1963-64.

Kris Lang led North Carolina with 23 points, while Jawad Williams, a freshman who had shown steady improvement, had 21 points, 11 rebounds and five assists.

North Carolina surrendered a school-record 112 points to Maryland on Jan. 9, en route to the 33-point loss.

At least this time, the Tar Heels showed signs of life in the second half after going down by 17 at the break.

A 3-pointer by Brian Morrison pulled North Carolina to 58-44 with 15:05 left, but Dixon made two shots behind the arc over the next three minutes to push Maryland's lead to 19.

Chris Wilcox then put the margin over 20 a minute later with a slam dunk and two free throws as Jason Capel fouled out with 10:27 left and North Carolina was on its way to its eighth ACC loss by double digits.

The Terrapins made 12 of their first 18 shots to go up by 14 points less than nine minutes in.

MARYLAND 92, NORTH CAROLINA 77 Dean Smith Center — Feb. 10, 2002

Maryland	Min	FG	3FG	FT	O-DRB	F	A	T	B	SPTS
Mouton	f 28	5-8	0-1	6-7	3-3	6	3	1	2	0 0 16
Wilcox	f 22	4-12	0-0	5-8	3-4	7	3	1	1	1 13
Baxter	c 26	6-12	0-0	4-4	4-6	10	4	0	1	1 16
Dixon	g 35	7-15	4-9	0-0	2-6	8	4	3	0	3 18
Blake	g 32	4-7	1-2	0-0	0-4	4	2	3	0	2 9
Badu	1	0-0	0-0	0-0	0-0	0	0	0	0	0 0
Collins	1	0-0	0-0	0-0	0-0	0	0	0	0	0 0
Nicholas	22	5-6	3-4	1-2	0-2	2	3	3	0	0 14
Grinnon	1	0-0	0-0	0-0	0-0	0	0	0	0	0 0
Randle	12	1-5	0-0	0-2	1-1	2	3	1	0	1 2
Holden	20	0-4	0-0	4-4	0-4	4	3	1	1	1 4
Team						2	2	4		
Totals	200	32-698	1620-2815	3247	22	20	11	4	7	92

No. Carolina	Min	FG	3FG	FT	O-DRB	F	A	T	B	SPTS
Capel	f 18	2-7	1-3	0-0	1-1	2	5	0	1	0 1 5
Manuel	f 19	0-3	0-1	0-0	0-2	2	2	5	1	0 2 0
Lang	c 30	8-13	0-0	7-10	1-2	3	1	1	1	1 23
Morrison	g 20	4-12	2-7	0-1	1-1	2	4	2	3	0 10
Boone	g 31	4-8	0-3	0-1	0-3	3	1	2	2	0 1 8
Scott	23	2-6	0-2	0-0	1-2	3	2	2	1	0 1 4
Williams	33	7-12	1-2	6-10	3-8	11	3	5	1	2 0 21
Melendez	1	0-0	0-0	0-2	0-2	0	0	0	0	0 0
Johnson	13	0-1	0-0	0-0	0-1	1	1	0	0	0 0 0
Berslicker	12	3-4	0-0	0-2	2-2	4	4	0	1	0 6
Team						3	1	4		
Totals	200	30-664	1813-2412	2537	23	17	13	4	7	77

Maryland (19-3, 9-1) 47 45 - 92
 North Carolina (6-15, 2-9) 30 47 - 77
FG% - Maryland .464, North Carolina .455. **3FG%** - Maryland .500, North Carolina .222. **FT%** - Maryland .714, North Carolina .542. **Technical Fouls** - None. **Officials** - Karl Hess, Mike Wood, Mike Kitts. **A** - 18,751.

6m 25: [3/3] Maryland 85, Georgia Tech 65

COLLEGE PARK, Md. — Lonny Baxter had 22 points and 10 rebounds as No. 3 Maryland soared to new heights with an 85-65 thumping of Georgia Tech.

Maryland (20-3, 10-1 Atlantic Coast Conference) never before won 10 of its first 11 league games. Maryland, which last won the ACC regular season title in 1980, won its seventh straight game since losing at Duke a month earlier.

The Terrapins warmed up for a rematch with the Blue Devils in fine fashion, quickly expanding a six-point halftime lead to double figures before coasting to their eighth straight home win over the Yellow Jackets.

Chris Wilcox had 14 points and 12 rebounds and Juan Dixon, despite missing all nine of his 3-point attempts, scored 14 for the Terrapins, whose 20-3 start matched the 1974-75 team for best in school history.

Isma'il Muhammad, Tony Atkins and Marvin Lewis each had 15 points for Georgia Tech (10-15, 3-9).

A dunk by Baxter, a 3-pointer by Steve Blake and a foul shot by Wilcox gave the Terrapins a 50-40 lead early in the second half. Muhammad scored five straight points to halve the deficit before Maryland pulled away, getting four points from Wilcox in a 10-1 spurt that made it 60-46 with 13:56 to go.

The margin swelled to 21 with 4:45 left.

The first half featured eight lead changes before the Terrapins took the lead for good.

Maryland trailed 22-21 before reeling off eight straight points while the Yellow Jackets committed four turnovers in

four possessions. Wilcox had four points in the surge and Dixon made a layup off an inbounds pass from under the basket.

Baxter scored 15 points and Wilcox had nine points and seven rebounds to help Maryland take a 44-38 halftime lead. Lewis kept Georgia Tech close with 12 points, but he was scoreless in the second half until making a 3-pointer at the buzzer.

MARYLAND 85, GEORGIA TECH 65

Cole Field House — Feb. 13, 2002

Georgia Tech	Min	FG	3FG	FT	O-DRB	F	A	T	B	S	Pts
Elder	f 22	2-8	2-3	0-0	1-1	2	1	0	5	0 3 6	
Moore	f 21	1-5	1-4	0-0	1-4	5	4	3	1	0 1 3	
Nelson	c 22	1-5	0-0	1-2	3-3	6	3	0	2	2 0 3	
Atkins	g 34	5-14	1-7	4-4	1-2	3	4	4	0	0 1 15	
Lewis	g 36	6-13	3-9	0-0	2-1	3	1	0	1	0 0 15	
Muhammad	22	4-7	1-1	6-12	1-1	2	3	2	4	1 1 15	
Schenscher	21	1-4	0-0	1-1	1-3	4	2	0	1	1 2	
Lane	2	1-2	0-0	0-0	0-0	1	0	2	0	0 2	
Brooks	10	1-1	0-0	0-0	1-1	0	0	1	0	1 2	
McHenry	10	1-6	0-2	0-0	2-0	2	4	0	0	1 0 2	
Team						4	2	6		1	
Totals	200	23-658	2611-1916	1834	25	11	17	5	8	65	

Maryland	Min	FG	3FG	FT	O-DRB	F	A	T	B	SPTS
Mouton	f 25	6-10	0-2	2-2	4-3	7	3	1	2	0 2 14
Wilcox	f 25	3-6	0-0	8-13	4-8	12	4	2	4	2 2 14
Baxter	c 28	9-18	0-1	4-7	4-6	10	2	0	3	3 1 22
Dixon	g 34	6-19	0-9	2-2	4-3	7	1	1	4	0 1 14
Blake	g 32	2-4	1-2	0-0	1-3	4	1	8	1	1 2 5
Badu	1	0-0	0-0	0-0	0-0	0	0	0	0	0 0 0
McCall	2	1-1	0-0	0-0	0-0	0	0	0	0	0 0 2
Collins	3	0-0	0-0	2-2	0-1	0	0	0	0	0 0 2
Nicholas	23	3-5	1-3	0-0	0-2	2	1	2	1	1 7
Grinnon	1	0-0	0-0	0-0	0-0	0	0	0	0	0 0 0
Randle	12	1-3	0-0	0-0	3-0	3	2	0	2	0 1 2
Holden	14	0-0	0-0	3-4	1-3	4	2	2	0	1 0 3
Team						1	2	3		
Totals	200	31-662	1721-3022	3153	16	17	18	8	10	85

Georgia Tech (10-15, 3-9) 38 27 - 65
 Maryland (20-3, 10-1) 44 41 - 85
FG% - Georgia Tech .354, Maryland .470. **3FG%** - Georgia Tech .308, Maryland .118. **FT%** - Georgia Tech .579, Maryland .700. **Technical Fouls** - None. **Officials** - Duke Edsall, Doug Shows, Olandis Poole. **A** - 14,500.

6m 24: [3/3] Maryland 87, [1/1] Duke 73

COLLEGE PARK, Md. — Maryland beat Duke at Cole Field House and the venerable building claimed one more No. 1 victim.

The third-ranked Terrapins, who had lost four years in a row on their own floor to the Blue Devils, beat them 87-73, the seventh time a top-ranked team lost in the building that would close its doors to college basketball after the season.

"This whole week the coach has been uptight on us about Duke. Duke this, Duke that," said sophomore Chris Wilcox, who had a career-high 23 points. "I just feel better for my coach because Coach wanted this win more than we did."

Cole and Notre Dame's Joyce Athletic Center had been tied with six No. 1 losses, but the Terrapins (21-3, 11-1 Atlantic Coast Conference) made sure there was no heartache like a year earlier with the convincing win.

In 2001, the Terrapins lost 98-96 to Duke at home in overtime when they squandered a 10-point lead with a minute left in regulation. The Blue Devils won three of four against Maryland last season, including in the NCAA semifinals, rallying from a 22-point deficit on the way to the national championship.

Maryland made it almost impossible to blow a lead this time, going up by 25 points three times, the last at 68-43 with 9:55 to play, on the way to improving to 12-0 at home this season. Duke (23-2, 11-2) got within 11 twice, the last time at 81-70 with 2:09 left.

But Juan Dixon hit a short jumper with 1:47 left and Lonny Baxter added two free throws 14 seconds later to make it 85-70 and the party started in Cole.

Dixon had 17 points for Maryland, which continued its best conference start with its eighth straight win, and Byron Mouton had 15. Wilcox had 11 rebounds and Baxter had 11 points and 10 rebounds. Steve Blake had eight points and 13 assists, one off his career-high.

Carlos Boozer had 19 points and 12 rebounds for the Blue Devils, who had won 11 straight since their only loss to Florida State. Mike Dunleavy added 15 points and 11 rebounds and Jason Williams had 17 points.

In the four games these teams played last season, the eventual loser led by at least 10 points in each game.

Maryland was up 10-2 within the opening four minutes, and the Terrapins' biggest lead of the first half was 31-17 with 4:49 left on a jumper by Dixon.

MARYLAND 87, DUKE 73

Cole Field House — Feb. 17, 2002

Duke	Min	FG	3FG	FT	O-D	Reb	F	A	T	B	SPTS
Jones	f 25	1-8	0-1	3-4	2-3	5	4	2	2	1 0 5	
Dunleavy	f 33	5-14	3-10	2-6	3-8	11	5	0	3	0 1 15	
Boozer	c 36	8-10	0-0	3-5	6-6	12	3	3	6	1 0 19	
Duhon	c 38	3-12	1-7	0-0	1-1	2	2	7	1	0 0 7	
Williams	g 39	6-22	2-12	3-6	3-3	6	1	4	6	0 3 17	
Horvath	10	1-1	0-0	0-0	1-1	2	3	0	0	2 0 2	
Ewing	19	3-8	1-3	1-3	1-2	3	2	1	0	0 1 8	
Team						2	4				
Totals	200	27-757	3312-2419	2645	20	17	18	4	5	73	

Maryland	Min	FG	3FG	FT	O-D	Reb	F	A	T	B	SPTS
Mouton	f 33	7-14	0-2	1-2	1-8	9	2	3	1	0 1 15	
Wilcox	f 33	8-16	0-0	7-9	6-5	11	3	3	0	0 2 23	
Baxter	c 34	3-8	0-0	5-6	0-10	10	4	0	3	4 0 11	
Dixon	g 31	8-14	1-2	0-0	2-2	4	4	0	6	0 2 17	
Blake	g 37	3-8	0-3	2-3	0-6	6	3	13	1	1 3 8	
Nicholas	21	1-3	1-2	2-2	0-2	2	0	3	1	0 0 5	
Randle	5	1-3	0-0	0-0	1-0	1	2	0	0	0 1 2	
Holden	6	1-2	0-0	4-4	2-0	2	0	1	0	0 0 2	
Team						1	3	4			
Totals	200	32-68	2-9	21-2611	3647	20	13	5	9	87	

Duke (22-2, 11-2) 29 44 - 73
 Maryland (21-3, 11-1) 38 49 - 87
FG% - Duke .360, Maryland .471. **3FG%** - Duke .212, Maryland .222. **FT%** - Duke .500, Maryland .808. **Technical Fouls** - None. **Officials** - John Clougherty, Gerald Boudreaux, Curtis Shaw. **A** - 14,500.

6m 25: [2/2] Maryland 84, Clemson 68

CLEMSON, S.C. — Juan Dixon scored 14 of his 21 points in the second half as he and his teammates recovered from a sluggish start to beat Clemson 84-68.

The Terrapins (22-3, 12-1 Atlantic Coast Conference) looked early like they were still caught between the emotional roller-coaster of beating Duke and seeing their coach in pain following the loss of his father earlier in the week.

But Dixon, the ACC's second-leading scorer, got hot in the second half and lifted Maryland to its ninth straight win over the Tigers (12-15, 3-11).

Dixon went 4-of-4 from the field and had 10 points in a 27-12 run that turned a one-point deficit into a 63-49 lead with 9:52 left. Tajh Holden's tip-in gave Maryland the lead for good, 38-37. Dixon followed with a jumper to make it 42-39, then he added a driving layup and put the game away with consecutive 3-pointers to make it 61-49. Lonny Baxter closed the run with a jam off a pass from Dixon.

Williams was absent from practice Tuesday for his father's burial.

"It was tough for them to concentrate. I wasn't at practice. That's not normal," Williams said. "I think they missed me yelling at them."

Clemson, which has lost 10 of 11, got no closer than 10 points the rest of the way.

Dixon moved past the 2,000-point mark for his career and became the NCAA's first player with more than 2,000 points, 300 steals and 200 3-pointers.

Maryland, after going 11-of-35 from the field in the first half, was 19-of-30 over the final 20 minutes.

Chris Wilcox scored 14 points for Maryland and Byron Mouton added 13. Baxter had 10 points and 12 rebounds. Tony Stockman led Clemson with 19 points.

Maryland did not look like it

2002 NATIONAL CHAMPIONS

Stockman	g	31	7-17	5-9	0-0	1-1	2	1	2	2	0	2	19
Scott	g	36	3-7	0-2	5-7	1-7	8	1	5	4	0	2	11
Nagys	g	13	0-4	0-0	0-2	2-2	4	2	1	1	1	0	0
Ford	g	18	3-5	0-0	0-0	4-1	5	4	0	1	0	1	6
Babalola	g	5	0-2	0-0	0-0	0-0	0	1	2	0	0	0	0
Christie	g	17	1-6	0-2	2-2	0-3	3	0	1	1	0	0	4
Clifton	g	4	0-1	0-0	0-0	1-0	1	0	0	0	0	0	0
Team							2	0	2				
Totals		200	27-725-18	9-15	19-2342	18	14	10	1	7	68		

Maryland (22-3, 12-1) 31 53 - 84
 Clemson (12-15, 3-11) 35 33 - 68
FG% - Maryland .462, Clemson .375. **3FG%** - Maryland .389, Clemson .278. **FT%** - Maryland .708, Clemson .600. **Technical Fouls** - None. **Officials** - Duke Edsall, Ted Valentine, Bryan Kersey. **A** - 8,500.

6m 26: [2/2] Maryland 90, [20/21] Wake Forest 89

COLLEGE PARK, Md. — Josh Howard sat in front of his locker, sobbing uncontrollably with his head buried in a towel.

Playing with a painful sprained left ankle, Howard had 18 points and 15 rebounds in 25 gritty minutes for No. 20 Wake Forest. But the junior forward also made a mistake that will haunt him for the rest of his life.

Juan Dixon made a technical foul shot with 1.3 seconds left after Howard called a timeout on the Demon Deacons didn't have, giving No. 2 Maryland a 90-89 comeback victory.

Lonny Baxter scored 25 points and Dixon added 20 for the Terrapins (23-3, 13-1 Atlantic Coast Conference). Maryland fell behind midway through the first half, trailed by 12 shortly after halftime and finally regained the lead in the final two minutes.

"We were very fortunate to win that game," Terrapins coach Gary Williams said. "That's really the first game we've had that's come down to a last-second situation. It was a good experience for us."

And an absolute disaster for Howard, who had tears streaming down his face as he addressed his untimely error, the same miscue Michigan's Chris Webber made in the 1993 NCAA championship game against North Carolina.

The Terrapins led 89-87 before Howard scored in the lane and was fouled with 10.1 seconds left. He botched the free throw, and after Dixon missed a jumper for Maryland, Howard grabbed the rebound and quickly formed a "T" with his hands.

But the Demon Deacons had already used their final timeout, so Howard was slapped with an automatic technical foul. Dixon made the first shot, missed the second, and Wake Forest's Broderick Hicks was very short on a long field goal attempt as time expired.

It was the 10th straight win for Maryland, off to the best start in school history and one game ahead of second-place Duke in the ACC. The Terrapins won their seventh in a row against Wake Forest, though none nearly as dramatic as this one.

Craig Dawson scored 27 points for the Demon Deacons (18-10, 8-6), but made only two field goals in the second half. Darius Songaila scored 20 points and Howard starred in a reserve role despite missing three of the previous four games after hurting his ankle.

Maryland trailed 85-81 before Chris Wilcox scored on a hook. After a Wake Forest timeout, Dixon stole the inbound pass, was fouled and made two free throws to tie it with 2:13 left.

Byron Mouton then hit a foul shot to give Maryland its first lead since 34-33, and Wilcox followed a Wake Forest miss with a free throw for an 87-85 lead.

But the game was far from over.

"I just told the players we were going to figure out a way to win," Williams said. "Of course, I hadn't figured out a way yet, but it sounds good to the players to say that."

MARYLAND 90, WAKE FOREST 89

Cole Field House — Feb. 24, 2002

Wake Forest	Min	FG	3FG	FT	O-DRB	F	A	T	B	SPTs			
Lepore	f	15	3-6	2-5	0-0	1-1	4	0	0	0	1	8	
Scott	f	19	1-2	0-0	2-2	1-4	5	1	0	2	0	4	
Songaila	c	34	7-11	0-0	6-6	2-4	6	1	6	5	0	1	20
Downey	g	20	2-5	0-2	0-0	1-1	2	0	4	3	0	2	4
Dawson	g	36	10-13	7-9	0-1	0-2	2	1	1	0	0	1	27
Hicks	g	24	1-10	0-4	0-1	0-2	2	4	3	3	0	1	2
Howard	g	25	8-16	0-5	2-5	4-11	15	4	1	0	1	2	18
Danelius	g	27	2-8	0-0	2-2	3-1	4	3	0	0	0	1	6
Team						1-1	2						
Totals		200	34-719-2512	17-12	27-39	18	15	13	1	9	89		

Maryland	Min	FG	3FG	FT	O-DRB	F	A	T	B	SPTs			
Mouton	f	33	6-12	2-6	5-7	1-2	3	2	2	1	0	0	19
Wilcox	f	27	6-7	0-0	1-4	2-7	9	3	2	3	1	1	13
Baxter	c	36	11-13	0-0	3-5	1-7	8	3	1	6	3	2	25
Dixon	g	36	6-16	2-9	6-7	1-5	6	2	3	1	0	1	20
Blake	g	34	4-11	0-5	0-0	1-1	2	2	13	3	1	1	8
Nicholas	g	17	0-3	0-3	0-0	0-1	1	0	4	0	0	0	0
Randle	g	5	1-1	0-0	0-0	0-1	1	3	1	0	0	2	
Holden	g	12	1-1	1-1	0-0	2-3	5	1	1	1	0	1	3
Team						1-3	4						
Totals		200	35-645-2415	239-30	39	16	27	16	5	6	90		

Wake Forest (18-10, 8-6) 56 33 - 89
 Maryland (23-3, 13-1) 46 44 - 90
FG% - Wake Forest .479, Maryland .547. **3FG%** - Wake Forest .360, Maryland .208. **FT%** - Wake Forest .706, Maryland .652. **Technical Fouls** - Wake Forest (Howard). **Officials** - Frank Scagliotta, John Clougherty, Leslie Jones. **A** - 14,500.

6m 27: [2/2] Maryland 96, Florida St. 63

TALLAHASSEE, Fla. — Maryland coach Gary Williams didn't talk about any other team in getting the second-ranked Terrapins to play well at Florida State.

He didn't say anything to his players about Duke losing in Tallahassee last month.

"We wanted to win this game for us," Williams said after the 96-63 win over the Seminoles. "We don't use Duke to get ready for us to play."

Juan Dixon scored 25 points as Maryland (24-3, 14-1) won its 11th straight game and clinched at least a share of the Atlantic Coast Conference regular season championship and showed why it could well be one of the No. 1 seeds in the NCAA tournament.

"They're as good as advertised," Florida State coach Steve Robinson said. "The way they played tonight they sure convinced me they're playing just as good as anybody in the country."

The Terrapins used a 16-2 run to take a 22-9 lead and were never in trouble, holding leads of 30 points or more for much of the second half.

Drew Nicholas added 15 points for Maryland, which shot 55.2 percent from the field, including 9-of-16 from 3-point range, while Byron Mouton added 12 and Calvin McCall 10.

"We took this game seriously," Williams said. "We had to be intense tonight. I thought the crowd could get into the game if we let them hang around."

"We're playing great basketball right now," said Dixon, who was 8-of-13 from the field and 7-of-8 from the free throw line. "This is definitely the right time to peak."

Monte Cummings scored 17 points for Florida State (11-15, 4-11), while Nigel Dixon added 15 points and 10 rebounds and J.D. Bracy had 11 points.

MARYLAND 96, FLORIDA STATE 63

Cole Field House — Feb. 27, 2002

Maryland	Min	FG	3FG	FT	O-DRB	F	A	T	B	SPTs			
Mouton	f	26	6-12	0-1	0-0	0-2	2	0	3	1	0	2	12
Wilcox	f	19	3-8	0-0	2-2	1-0	1	3	1	0	3	0	8
Baxter	c	24	4-8	0-0	0-2	1-5	6	2	1	0	0	2	8
Dixon	g	27	8-13	2-3	7-8	2-3	5	2	3	3	0	3	25
Blake	g	30	2-6	1-3	0-0	0-6	6	2	12	3	1	1	5
Badu	g	3	0-0	0-0	0-0	0-0	0	0	1	0	0	0	0
McCall	g	6	4-4	2-2	0-0	1-1	1	0	1	0	0	10	
Collins	g	6	1-3	1-2	2-2	0-2	2	0	3	1	0	0	5
Nicholas	g	19	5-7	3-4	2-3	0-1	1	3	2	0	0	1	15
Grinnon	g	5	0-0	0-0	0-0	0-0	0	1	1	2	0	0	0
Randle	g	16	3-4	0-0	0-0	1-4	5	2	1	1	1	1	6
Holden	g	19	1-2	0-1	0-0	0-1	1	1	0	0	1	0	2
Team						1-4	5						
Totals		200	37-679-1613	176-29	35	17	28	12	6	10	66		

Florida St.	Min	FG	3FG	FT	O-DRB	F	A	T	B	SPTs			
Dixon, A.	f	24	1-6	0-3	0-0	1-1	2	0	2	1	0	2	2
Mathews	f	23	1-3	0-0	0-2	0-1	1	3	0	1	0	0	2
Dixon, N.	c	28	7-10	0-0	1-2	6-4	10	3	0	4	0	2	15
Arrington	g	27	2-9	1-3	1-2	0-2	2	1	2	4	0	1	6
Cummings	g	27	6-15	1-3	4-4	3-2	5	2	2	1	0	0	17
Bracy	g	14	2-6	1-2	6-6	0-0	0	1	0	2	0	0	11
Harvey	g	8	0-0	0-0	0-0	0-3	3	1	0	1	0	0	0
Haywood	g	13	0-1	0-0	0-0	0-1	1	3	0	1	0	1	0
Krieg	g	2	0-0	0-0	0-0	1-0	1	0	1	0	1	0	0
Anderson	g	2	0-0	0-0	0-0	0-0	0	0	0	0	0	0	0
Waleskowski	g	18	5-13	0-2	0-0	4-3	7	1	1	1	1	1	10
Richardson	g	14	0-7	0-1	0-0	1-3	4	0	1	2	1	0	0
Team						1-4	5						
Totals		200	24-703-1412	1617-2441	15	9	18	4	7	63			

Maryland (24-3, 14-1) 48 48 - 96
 Florida State (11-15, 4-11) 29 34 - 63
FG% - Maryland .552, Florida State .343. **3FG%** - Maryland .563, Florida State .214. **FT%** - Maryland .765, Florida State .750. **Technical Fouls** - Florida State team. **Officials** - Karl Hess, Duke Edsall, Ted Valentine. **A** - 6,461.

THE FINAL GAME AT COLE FIELD HOUSE

6m 28: [2/2] Maryland 112, Virginia 92

COLLEGE PARK, Md. — About the only thing that didn't go according to plan was the net-cutting ceremony.

Long after No. 2 Maryland ended its 47-year stay at storied Cole Field House with a 112-92 rout of Virginia, each player climbed a ladder to cut down the net in front of the Terrapins' bench.

Juan Dixon sliced off the last cord, then realized that coach Gary Williams was still behind him. So Dixon knotted the severed cord to the rim, and Williams ended the emotional night with one last snip.


Williams had no complaints, though, because Maryland finished 15-0 at home and concluded the best regular season in school history with a runaway victory.

"This is the way it's supposed to be," Williams said. "Everyone got into the game, and the crowd was great."

Dixon scored 23 points, Chris Wilcox had 21 points and 11 rebounds and Lonny Baxter added 18 points for the Terrapins (25-3, 15-1 Atlantic Coast Conference), who will move across campus in 2002-03 into the new \$101 million Comcast Center.

In the finale, the ACC champs took the lead for good mid-

The final ceremony at the closing of Cole Field House



2002 NATIONAL CHAMPIONS

way through the first half and cruised to their 12th straight win. Baxter had six points and Dixon added five as Maryland opened the second half with an 18-6 run to go up 61-42, leaving the sellout crowd plenty of time to savor the atmosphere.

Chris Williams scored a season-high 28 points and Travis Watson had 20 for Virginia (17-10, 7-9), which was coming off an 87-84 upset of No. 3 Duke. It was the sixth straight road loss for the Cavaliers and their ninth successive defeat at Cole.

The gathering in the grand old building probably was closer to 20,000, including dozens of alumni. Albert King, Buck Williams, Boomer Esiason, Len Elmore, Tom McMillen and Jim O'Brien, among others, all showed up to absorb one final memory.

The Terrapins finished 486-151 at Cole, closing out their stay the same way they started it - with a win over Virginia. In the first game at the arena, on Dec. 2, 1955, Maryland topped the Cavaliers 67-55.

In between those two games, Cole played host to two Final Fours and six NCAA regionals. It was the scene of one of the sport's most noteworthy games, when an all-black Texas Western team beat Kentucky 72-65 to win the 1966 NCAA championship and shatter the color barrier in college basketball.

MARYLAND 112, VIRGINIA 92

Cole Field House — March 3, 2002

NC State	Min	FG	3FG	FT	O-DRB	F	A	T	B	SPTS	
Hall	f 32	2-5	1-2	2-2	1-3	4	4	2	3	0	1
Williams	f 33	10-18	3-6	5-5	5-2	7	7	1	0	3	28
Watson	c 34	8-15	1-4	3-6	0-3	3	3	2	2	2	20
Jenifer	g 22	1-3	0-0	2-2	1-0	4	1	1	1	0	4
Mason	g 37	5-11	2-7	3-3	0-2	2	4	2	0	0	15
Dowling	1	0-0	0-0	0-0	0-0	0	0	0	0	0	0
Gladstone	1	0-0	0-0	0-0	0-0	0	0	1	0	0	0
Harper	15	2-6	1-3	2-2	1-2	3	2	1	0	1	7
Rogers	1	0-0	0-0	0-0	0-0	0	1	0	0	1	0
Maitris	8	0-2	0-0	0-0	0-0	0	0	1	0	0	0
Clark	11	4-4	0-0	1-2	3-1	4	4	0	0	1	9
Brown	5	0-0	0-0	2-3	1-0	1	2	0	1	0	2
Team				1-1		2					
Totals	200	32-64	22-20	25-13	14-27	23	18	12	4	6	92

Maryland	Min	FG	3FG	FT	O-DRB	F	A	T	B	SPTS	
Mouton	f 30	4-8	0-2	3-3	3-1	4	3	5	3	1	11
Wilcox	f 25	8-9	0-0	5-6	5-6	11	4	4	0	1	21
Baxter	c 33	8-10	0-0	4-5	2-6	8	3	0	2	3	20
Dixon	g 33	9-19	1-5	4-4	1-2	3	3	2	1	0	20
Blake	g 28	4-7	3-4	4-6	0-0	2	10	4	1	0	15
Badu	2	1-1	0-0	0-0	0-1	1	0	1	1	0	2
McCall	1	0-0	0-0	0-0	0-0	0	0	0	0	0	0
Collins	2	1-1	1-1	1-2	0-1	1	0	0	0	0	4
Nicholas	23	2-4	2-2	4-4	0-1	1	1	3	0	0	10
Grinnon	1	0-0	0-0	0-0	0-0	0	0	0	0	0	0
Randle	8	2-4	0-0	0-0	1-2	3	1	0	0	0	4
Holden	14	1-2	0-0	0-0	0-2	2	2	0	0	0	2
Team				1-0		1					
Totals	200	40-65	14-25	30-13	22-35	19	25	12	8	41	112

Virginia (17-10, 7-9) 36 56 - 92
 Maryland (25-3, 15-1) 43 69 - 112
FG% - Virginia .500, Maryland .615. **3FG%** - Virginia .364, Maryland .500. **FT%** - Virginia .800, Maryland .833. **Technical Fouls** - None. **Officials** - Larry Rose, Duke Edsall, John Clougherty. **A** - 14,500.

ACC TOURNAMENT QUARTERFINAL

6m 29: [2/2] Maryland 85, Florida St. 59

CHARLOTTE, N.C. — The Terrapins turned to their reserves for a much-needed second-half spark and pulled away to beat Florida State 85-59 in the Atlantic Coast Conference tournament quarterfinals.

Chris Wilcox was the first to admit he played poorly. Luckily for second-ranked Maryland, plenty of his teammates stepped up.

"I had a terrible game, I just stunk out there," said Wilcox, who averaged 11.9 points and 7.6 rebounds but finished with just four points and eight boards.

The Terrapins (26-3) squandered a 12-point lead at the start of the second half to let eighth-seeded Florida State (12-17) briefly make it an uncomfortably close game.

Wilcox was benched during a timeout. Holden replaced him and teamed with Ryan Randle to give Maryland energy during a 21-0 second-half run that put the Seminoles away.

Maryland, outright ACC regular-season champions for the first time since 1980, moved into the tournament semifinals for the eighth straight year.

Juan Dixon scored 20 points, and Byron Mouton added 18 to lead Maryland, but all the praise went to Holden, who had four points in 15 minutes, and Randle, who added six points in 11 minutes.

Monte Cummings scored 19 to lead Florida State, which played its final game under coach Steve Robinson, who dropped to 64-86 in five seasons with the Seminoles.

The Seminoles, who needed overtime to beat Clemson 91-

84 in the tournament's opening game, tired late and shot just 30 percent against Maryland while committing 19 turnovers.

Maryland looked in control of things early and took a 40-28 lead into halftime.

But Cummings scored 10 straight points to pull the Seminoles back and Florida State cut it to 42-41 when Trevor Harvey scored on a driving basket and was fouled.

After Harvey made the free throw, Williams called a timeout and benched Wilcox, who had just two points and five rebounds at the time and had thrown the ball away and missed a layup during Florida State's rally.

Holden came in and Maryland's defense improved after the timeout. The Terps scored 21 unanswered points, forced seven turnovers and held Florida State scoreless for 7:14 in a dominating stretch that put Maryland in control of the game.

MARYLAND 85, FLORIDA STATE 59

Charlotte Coliseum — March 8, 2002

Florida St.	Min	FG	3FG	FT	O-DRB	F	A	T	B	SPTS	
Dixon, A.	f 22	1-3	1-2	0-0	1-1	2	1	0	1	0	3
Waleskowski	f 19	0-2	0-0	0-0	2-3	5	2	0	1	0	2
Dixon, N.	c 22	5-9	0-0	3-6	9	12	5	0	8	1	0
Arrington	g 33	3-13	1-6	2-4	0-2	2	3	4	0	0	2
Cummings	g 31	6-12	0-0	7-8	2-0	2	2	2	2	0	19
Joiner	18	0-6	0-2	0-0	0-2	2	2	1	3	0	0
Bracy	9	0-3	0-1	0-0	0-0	0	1	0	2	0	0
Harvey	15	1-5	0-0	5-5	3-0	3	1	0	0	1	7
Moran	1	0-0	0-0	0-0	0-0	0	0	0	0	0	0
Haywood	7	0-0	0-0	0-0	0-1	1	0	0	1	0	0
Mathews	1	0-0	0-0	0-0	0-0	0	2	0	0	0	0
Krieg	2	0-1	0-0	0-0	0-0	0	0	0	0	0	0
Anderson	2	0-0	0-0	0-0	0-0	0	0	0	0	0	0
Richardson	18	2-6	0-0	4-4	1-5	6	1	0	1	1	8
Team				3-1		4					
Totals	200	18-60	11-21	27-21	18-39	21	7	19	3	9	59

Maryland	Min	FG	3FG	FT	O-DRB	F	A	T	B	SPTS	
Mouton	f 31	5-9	0-1	8-8	6-1	7	2	2	0	0	18
Wilcox	f 27	1-7	0-0	2-2	2-6	8	2	0	2	0	4
Baxter	c 27	4-9	0-0	2-3	1-2	3	3	2	2	2	10
Dixon	g 29	7-14	3-6	3-4	2-3	5	4	3	1	2	20
Blake	g 31	4-6	2-4	0-0	1-4	5	1	7	4	0	10
McCall	4	1-1	0-0	1-1	2	1	0	0	0	0	2
Collins	5	3-3	0-0	2-2	0-1	0	1	0	1	0	8
Nicholas	18	1-4	0-3	1-1	0-1	1	1	2	1	0	3
Grinnon	2	0-0	0-0	0-0	0-0	0	0	0	0	0	0
Randle	11	2-4	0-0	2-2	1-1	2	3	0	1	3	6
Holden	15	2-5	0-1	0-0	1-0	2	1	0	0	0	4
Team				1-4		5					
Totals	200	30-62	15-20	22-16	24-40	19	19	14	6	11	85

Florida State (12-17) 28 31 - 59
 Maryland (26-3) 40 45 - 85
FG% - Florida State .300, Maryland .484. **3FG%** - Florida State .182, Maryland .333. **FT%** - Florida State .778, Maryland .909. **Technical Fouls** - Florida State (bench), Maryland (Mouton). **Officials** - Karl Hess, Ray Natili, Jamie Luckie. **A** - 23,895.

ACC TOURNAMENT SEMIFINAL

6m 30: NC State 86, [2/2] Maryland 82

CHARLOTTE, N.C. — The second-ranked Terrapins last captured the ACC tourney 18 years ago and were riding a 13-game winning streak before their 86-82 loss to North Carolina State in the ACC tournament semifinals.

"I remember this feeling," Williams said. "It's funny, it didn't take long to remember it."

Anthony Grundy scored 24 points, and Julius Hodge sank a big 3-pointer with 1:17 left to key the Wolfpack upset. NC State, which snapped a six-game skid against Maryland, shot 65 percent in the second half and made 11 3-pointers one day after hitting 13.

Regular-season ACC champion Maryland (26-4) was in its eighth straight conference semifinal, but it has advanced to the title game just once in that span under Williams — in 2000, when it lost to Duke.

NC State (22-9) used a unique game plan to reach the tourney final for the first time since 1997, when Herb Sendek became the first coach to take an eighth-seeded team to the championship game. The Wolfpack lost the title to North Carolina that year.

The fourth-seeded Wolfpack won by pressuring Maryland guard Steve Blake with a fullcourt trapping press. When the Terrapins pounded the ball down low to Lonny Baxter of Chris Wilcox, NC State surrounded them with as many as four players at a time.

Grundy was coming off a career-high 32-point effort in a 20-point quarterfinal win over Virginia — and he was just as spectacular in this one, until missing some important free throws late.

The senior guard was 9-of-12 from the field with eight rebounds. Marcus Melvin added 19 points, Archie Miller 16.

Blake led Maryland with 21 points and 11 assists.

The Wolfpack went up 67-64 with 7:13 left before going on a 10-0 run to break the game open — or so it appeared. Miller had a 3-pointer and two free throws in the spurt, while Grundy had a twisting layup and Melvin a 3-pointer.

However, the Terrapins didn't go quietly. Three free throws by Blake got Maryland to 81-78 before Hodge hit his 3-pointer.

But poor free-throw shooting by the ACC's best team from the line kept Maryland in it until the end.

The Terrapins had a chance to tie it twice in the final 30 seconds, but Juan Dixon threw the ball away once and his off-balance 28-footer with 3.2 seconds wasn't close.

NC STATE 86, MARYLAND 82

Charlotte Coliseum — March 9, 2002

NC State	Min	FG	3FG	FT	O-DRB	F	A	T	B	SPTS	
Hodge	f 29	6-8	1-2	1-3	0-1	1	4	5	0	0	14
Powell	f 3	0-1	0-0	0-0	1-1	2	0	0	0	0	0
Melvin	c 37	7-12	4-8	1-4	1-5	6	3	3	5	0	19
Grundy	g 37	9-12	2-4	4-7	1-7	8	3	4	7	0	24
Miller	g 36	3-7	3-7	7-8	1-3	4	4	3	1	0	16
Evtimov	30	4-7	1-4	3-4	0-2	2	4	5	0	0	12
Sherrill	6	0-2	0-0	0-1	1	0	0	1	0	0	0
Crawford	12	0-0	0-0	1-2	0-2	2	2	2	2	0	1
Collins	10	0-0	0-0	0-0	1-0	1	0	0	1	0	0
Team				0-1		1					
Totals	200	29-49	11-27	28-23	28	20	22	18	0	7	86

Maryland	Min	FG	3FG	FT	O-DRB	F	A	T	B	SPTS	
Mouton	f 25	1-5	0-1	7-8	3-4	7	3	3	1	0	2
Wilcox	f 24	6-14	0-0	3-4	1-2	3	2	2	1	1	15
Baxter	c 32	6-9	0-0	3-3	3-4	7	5	0	3	0	15
Dixon	g 39	6-16	1-4	0-0	1-2	3	4	2	2	0	13
Blake	g 38	7-9	2-4	5-6	0-5	3	11	4	0	6	21
Nicholas	19	2-5	1-4	2-2	1-1	2	2	1	0	0	7
Randle	8	0-1	0-0	0-0	1-1	0	0	0	1	0	0
Holden	15	1-2	0-1	0-0	1-1	2	3	2	0	1	2
Team				1-0		1					
Totals	200	29-61	14-20</								

2002 NATIONAL CHAMPIONS



MARYLAND 85, SIENA 70

MCI Center — March 15, 2002

Siena	Min	FG	3FG	FT	O-DRB	F	A	T	B	SPTS
Cavo	f 26	6-11	1-5	0-0	3-0	3	4	2	1	0 0 13
Clinton	f 31	6-10	2-2	3-1	4	2	2	1	2	0 16
Miller	c 25	0-1	0-1	2-2	1-1	2	3	2	2	1 0 2
Karangwa	g 35	3-8	1-2	0-0	2-2	3	6	4	0	4 7
Archbold	g 37	4-18	2-9	4-4	0-9	9	4	3	1	0 1 14
Price	12	3-7	0-1	2-2	2-2	4	0	1	2	0 3 8
Andrews	11	2-3	0-0	1-0	1	0	2	0	0	0 4
Harvey	1	0-0	0-0	0-0	0	0	0	0	0	0 0
Mitchell	13	2-4	2-2	0-0	0-1	0	1	2	0	1 6
Sniezyk	9	0-2	0-0	0-3	3	0	0	1	0	0 0 0
Team					1-4	5				
Totals	200	26-648	22-1011	23-34	17	17	16	3	9	70

Maryland	Min	FG	3FG	FT	O-DRB	F	A	T	B	SPTS
Mouton	f 29	2-6	0-1	2-2	3-1	4	3	3	0	1 6
Wilcox	f 25	3-8	0-1	1-1	1-3	4	2	3	2	0 3 7
Baxter	c 27	6-11	0-0	2-5	1-8	9	1	0	2	3 0 14
Dixon	g 32	10-17	5-8	4-4	0-2	2	2	4	2	0 1 29
Blake	g 33	4-9	3-7	0-0	1-4	5	2	1	1	3 1 2 11
McCall	2	0-0	0-0	0-0	0	0	1	0	0	0 0 0
Collins	2	0-0	0-0	0-0	0	0	0	1	0	0 0 0
Nicholas	23	3-6	2-4	1-1	0-2	2	2	2	3	0 0 9
Randle	13	2-4	0-0	0-0	1-2	3	0	1	0	0 1 4
Holden	14	2-4	0-1	1-1	3-3	6	1	1	0	1 0 5
Team					2-2	4				
Totals	200	32-6510	22-1111	27-39	14	25	16	5	8	85

Siena (16-19) 38 32 - 70
 Maryland (27-4) 52 33 - 85
FG% - Siena .406, Maryland .492. **3FG%** - Siena .364, Maryland .455.
FT% - Siena 1.000, Maryland .786. **Technical Fouls** - None. **Officials** - Tom Eades, John Higgins, Tom Clark. **A** - 18,770.

NCAA EAST REGION SECOND ROUND

Gm 32: [4/4] Maryland 87, Wisconsin 57

WASHINGTON, D.C. — Juan Dixon stepped into the Maryland record book, and the top-seeded Terrapins methodically marched into the NCAA tournament's final 16 for the sixth time in nine years.

Dixon scored 29 points to break two school scoring records, leading Maryland past eighth-seeded Wisconsin 87-57 in the second round of the East Regional.

Chris Wilcox had 18 points for Maryland (28-4), who won 15 of 16 since Jan. 17, matched the 1998-99 team for most wins in a season and set a school mark for margin of victory in an NCAA tournament game.

Dixon, a senior guard, broke Len Bias' team record for career points (2,172) and also eclipsed Bias' mark for career points in the NCAA tournament (197).

Dixon was 10-for-19 from the field, including 4-for-7 from 3-point range, and 5-of-6 on free throws — a suitable encore to his 29-point performance against Siena in the tournament opener.

Wisconsin (19-13), which tied for the Big Ten regular-season title, closed its first season under coach Bo Ryan by losing two of three. The Badgers were seeking to duplicate their tournament run of two years ago, when they advanced to the Final Four after defeating No. 1-seeded Arizona in the second round.

Charlie Wills scored 17 points for Wisconsin, which absorbed its worst beating in 18 NCAA tournament games.

The Badgers had no answers for Dixon or a defense that caused them to miss 28 of their first 40 shots while Maryland built a 60-35 lead.

Up 38-30 at halftime, the Terrapins opened the second half with a 22-5 run to thrill the sellout crowd at the MCI Center, which was filled predominantly with Terrapins fans.

Dixon scored 15 points in the run, including a pair of 3-pointers and a layup off a steal.

The game was tied five times in the opening 13 minutes before Maryland used its inside-outside attack to take control.

After Lonny Baxter and Wilcox scored in the lane to make it 23-all, Drew Nicholas and Steve Blake hit successive 3-pointers to put Maryland ahead for good.

Wills stopped the 10-point run with a layup before Dixon topped Bias' record with a 3-pointer for a 32-25 lead. Minutes later, Dixon hit a jumper and added two free throws to cap a 19-5 spree and put the Terrapins up by 10.

MARYLAND 87, WISCONSIN 57

MCI Center — March 17, 2002

Wisconsin	Min	FG	3FG	FT	O-DRB	F	A	T	B	SPTS
Harris	f 30	3-9	1-4	0-0	0-1	1	2	0	3	2 0 7
Wills	f 29	6-12	2-4	3-6	2-4	6	3	1	2	0 1 17
Mader	c 25	1-6	0-0	0-0	4-4	8	3	4	2	2 0 2
Davis	g 34	5-7	1-1	4-5	1-3	4	3	2	2	0 15
Penney	g 37	3-14	0-6	3-3	1-3	4	0	1	2	0 9
Hanson	3	0-2	0-1	0-0	0	0	2	0	0	0 0 0
Owens	15	0-4	0-1	0-0	0-1	1	3	0	2	0 1 0
Wilkinson	27	3-5	1-2	0-0	1-3	4	2	1	0	2 7
Team					3-1	4				
Totals	200	21-595	19-1011	20-32	19	11	14	4	6	57

Maryland	Min	FG	3FG	FT	O-DRB	F	A	T	B	SPTS
Mouton	f 25	0-4	0-0	2-2	3-4	7	1	1	3	0 1 2
Wilcox	f 26	9-13	0-0	1-1	1-6	7	0	1	1	1 1 18
Baxter	c 28	5-6	0-0	6-7	1-6	7	3	3	1	4 2 16
Dixon	g 36	10-19	4-7	5-6	3-2	5	1	3	1	0 2 29
Blake	g 30	1-4	1-3	0-0	0-2	2	3	4	1	0 1 3
Badu	2	0-0	0-0	0-0	0	0	2	1	0	0 0 0
McCall	5	0-0	0-0	0-0	0	0	0	0	0	0 0 0
Collins	3	1-2	0-0	0-0	0	0	0	0	0	1 2
Nicholas	20	3-7	2-4	0-0	0-2	2	1	2	0	0 1 8
Grinnon	2	0-1	0-0	0-0	2	0	0	0	0	0 0 0
Randle	10	2-4	0-0	0-0	2-2	4	3	0	1	0 0 4
Holden	13	1-2	1-2	2-2	1-0	1	2	1	1	0 0 5
Team					0-4	4				
Totals	200	32-628	16-15	18-13	28-41	17	10	5	9	87

Wisconsin (19-13) 30 27 - 57
 Maryland (28-4) 38 49 - 87
FG% - Wisconsin .356, Maryland .516. **3FG%** - Wisconsin .263, Maryland .500. **FT%** - Wisconsin .714, Maryland .714. **Technical Fouls** - None. **Officials** - Tony Greene, John Higgins, Bruce Hicks. **A** - 18,779.

NCAA EAST REGION SEMIFINAL

Gm 33: [4/4] Maryland 78, [16/15] Kentucky 68

SYRACUSE, N.Y. — No jumping around, no excited hugs, no pointing to the stands. Maryland's players simply shook hands with the team they beat and walked off the court, closer to a second straight Final Four.

"They're a veteran team. Sometimes I wish they had more emotion," Terrapins coach Gary Williams said. "We are not surprised when we win. We go in thinking we're good enough to win and when we do, we move on to the next game."

Despite a quiet second half from All-American Juan Dixon, top-seeded Maryland just moved right along, beating Kentucky 78-68 in the East Regional semifinals.

Unlike in the Terrapins' first two wins in the tournament - when the senior guard poured in 29 points each time - Dixon didn't dominate the scoring column.

"Today I didn't have to score 29. I only needed to score 19 and make some defensive plays," said Dixon, who was 6-for-15 from the field and had seven rebounds and four assists. "Hopefully we can keep this up."

Maryland's 16th victory in 17 games ended the up-and-down season of fourth-seeded Kentucky (22-10), which got only 17 points from senior star Tayshaun Prince - 24 fewer than he scored in a second-round victory over Tulsa.

"Prince is going to get his looks. We just wanted to make sure he didn't get a lot of open looks," Williams said. "Byron Mouton did a good job on him, and we tried to help off the screen and convince him he wasn't open."

Prince, who was 19-for-35 from the field in the first two tournament games, was 6-for-16 against the Terrapins.

"I had plenty of opportunities and didn't get it down," he said. "They did a pretty good job of playing defense. Others double-teamed me more. They were straight up until I had the opportunity to shoot."

Both Maryland and Kentucky played solid defense, and neither came within seven points of its season scoring average.

Drew Nicholas' 3-pointer with 9:54 left gave Maryland the lead for good at 56-53, but the Wildcats wouldn't let the Terrapins pull away.

Marquis Estill made two free throws with 5:05 to play to get Kentucky within 66-63, but Chris Wilcox and Lonny Baxter each made two for Maryland to make it 70-63.

The Wildcats' Chuck Hayes scored with 1:53 left to make it a five-point game. Dixon had four free throws, and Mouton added two more to give Maryland its late cushion.

Baxter had 16 points for Maryland, while Wilcox had 15 and Mouton 14. Keith Bogans scored 15 for Kentucky.

Maryland reached the regional finals for the fourth time, the others coming in 1973, '75, and 2001.

MARYLAND 78, KENTUCKY 68

Carrier Dome — March 22, 2002

Kentucky	Min	FG	3FG	FT	O-DRB	F	A	T	B	SPTS
Prince	f 38	6-16	3-7	2-2	1-4	5	2	1	3	0 1 17
Hayes	f 24	3-7	0-1	1-2	2-5	7	2	3	0	0 3 7
Camara	c 25	4-9	0-1	2-4	3-4	7	2	1	3	1 2 10
Hawkins	g 36	2-7	2-3	0-0	0-5	5	3	6	0	1 6
Bogans	g 28	6-14	2-7	1-3	1-0	1	3	2	2	0 15
Carruth	4	0-1	0-0	0-0	0	1	0	0	0	0 0 0
Blevins	4	0-0	0-0	0-0	0	1	0	1	0	0 0 0
Fitch	12	0-2	0-1	0-0	0-0	0	0	0	0	1 0 0
Carrier	1	0-0	0-0	0-0	0	0	0	0	0	0 0 0
Daniels	7	0-0	0-0	1-2	3	2	0	2	0	1 1
Estill	21	4-5	0-0	4-4	1-3	4	5	0	1	2 0 12
Team					3-2	5				
Totals	200	25-627	20-11712	26-38	20	14	17	5	9	68

Maryland	Min	FG	3FG	FT	O-DRB	F	A	T	B	SPTS
Mouton	f 31	5-9	0-0	4-5	3-3	6	1	2	1	0 1 14
Wilcox	f 30	4-10	0-1	7-8	0-2	2	1	1	2	0 1 15
Baxter	c 30	6-9	0-0	4-4	1-4	5	3	0	2	0 0 16
Dixon	g 37	6-15	3-8	4-4	1-6	7	2	4	2	0 1 19
Blake	g 31	2-9	0-3	0-1	1-2	3	5	4	0	2 4
Nicholas	20	3-6	2-4	0-0	1-2	3	2	5	2	0 1 8
Randle	8	0-1	0-0	0-0	0-1	1	0	0	0	0 0 0
Holden	13	0-0	0-0	2-2	0-2	3	0	1	1	1 2
Team					3-4	7				
Totals	200	26-595	16-210	26-36	16	17	14	1	7	78

Kentucky (22-10) 33 35 - 68
 Maryland (29-4) 39 39 - 78

FG% - Kentucky .403, Maryland .441. **3FG%** - Kentucky .350, Maryland .313. **FT%** - Kentucky .647, Maryland .875. **Technical Fouls** - None. **Officials** - Steve Welmer, Paul Janssen, Ed Hightower. **A** - 29,633.

NCAA EAST REGION FINAL

Gm 34: [4/4] Maryland 90, [10/13] Connecticut 82

SYRACUSE, N.Y. — Back and forth, back and forth — until Steve Blake spoke up and came through.

Pulled from a tight East Regional final because of poor defense, and without a point, the junior guard still wanted a shot.

So when Maryland coach Gary Williams barked instructions to get the ball to All-American Juan Dixon with less than a minute left, Blake cut Williams off and announced he would take care of things.

With 25 seconds left and the shot clock nearing zero, Blake sank a 3-pointer for his first bucket of the game, leading top-seeded Maryland to a 90-82 victory over Connecticut and a second straight trip to the Final Four.

"That shot was the biggest one I could hit for this team," said Blake, who missed his only two attempts until then. "At the last timeout, I told the guys to look for me. I was just kind of freelancing. I knew if I hit the shot it would be tough for them. I just got a good look as the shot clock was winding down."

That put Maryland up 86-80 and was the clinching blow in a tremendous display of basket-for-basket play. There were eight ties and seven lead changes in the final 13 minutes.

Lonny Baxter had a season-high 29 points, and Dixon scored 27 for Maryland (30-4), which reached the 30-victory mark for the first time.

Second-seeded UConn stayed in the game thanks to sophomore Caron Butler, who had 26 of his 32 points during a second half in which neither team led by more than three points from the 14-minute mark until the final 36 seconds.

Maryland scored the final eight points of the first half to take a 44-37 lead - UConn's biggest deficit of the tourney to that juncture - but Butler brought the Huskies back.

Baxter, the regional's Most Outstanding Player, was 7-for-12 from the field, 15-for-18 from the free throw line and grabbed nine rebounds. He had 24 points and 10 rebounds in the teams' first meeting this season, a 77-65 Maryland victory on Dec. 3.

The Huskies, who had won 12 games in a row, kept this one as close as a game can be.

2002 NATIONAL CHAMPIONS

NCAA FINAL FOUR - National Semifinal 6m 35: [4/4] Maryland 97, [2/2] Kansas 88

ATLANTA — Juan Dixon made darn sure Maryland's return to the Final Four didn't end after one game this time.

With its All-American guard leading the way, the Terrapins reached the national championship game for the first time with a 97-88 victory over Kansas.

Unlike the 2001 NCAA semifinal when the Terps blew a 22-point lead to Duke, Maryland managed to make sure this big lead held up in the matchup of No. 1 seeds.

Dixon hit a baseline jumper with 1:14 to play that gave Maryland an 89-82 lead after Kansas had cut a 20-point lead to five. The Jayhawks still weren't done, but neither was Dixon, who finished with 33 points.

Kansas hit two 3-pointers in the final 30 seconds. After the first, Dixon made two free throws to make it 92-85. After the second, Kansas called a timeout it didn't have and Dixon made one of two free throws on the technical to make it 93-88 with 19 seconds left. That was as close as the Jayhawks would get.

Chris Wilcox added 18 points and nine rebounds for Maryland and Steve Blake had eight points and 11 assists.

Nick Collison had 21 points and 10 rebounds for the Jayhawks, while All-American forward Drew Gooden finished with 15 points on 5-for-12 shooting and had nine rebounds.

Things were far from perfect at the start for Maryland, as Kansas (33-4) jumped to a 13-2 lead inside the opening four minutes. Rallying in the first half seemed to fit the Terrapins much better than holding a big lead did a year ago.

Despite center Lonny Baxter being limited to three minutes in the first half because of foul trouble, Maryland got back in it behind Dixon, the Atlantic Coast Conference player of the year who finished the first half with 19 points.

The Terrapins went up 44-37 at halftime and Kansas, despite getting in serious foul trouble of its own, was able to stay within striking distance.

Jeff Boschee's 3-pointer with 12:08 to play had the Jayhawks within 60-55. The Terrapins then went on a 10-0 run, the last five points coming from Holden, and it was 70-55 with 10:08 left.

The Terps went up by as many as 20 points, 83-63 on a 3 by Dixon with 6:04 to play.

After Dixon's big shot from the baseline and one free throw from Blake, Boschee made it 90-85 with his last 3 with 27 seconds to play.

Gooden's 3-pointer made it 92-88 with 19 seconds left, but some of the Kansas players signaled for a timeout when the ball went through. It may not have been as dramatic as when Chris Webber made the same mistake for Michigan against North Carolina in the 1993 championship game, but it cost the Jayhawks dearly.

Dixon made the one free throw on the technical and Byron Mouton added two on the ensuing possession. Drew Nicholas capped the scoring with two free throws with 0.1 seconds left.

MARYLAND 97, KANSAS 88

Georgia Dome - March 30, 2002

Kansas	Min	FG	3FG	FT	O-DReb	F	A	T	B	SPTs
Collison	f 33	9-14	0-0	3-4	3-7	10	3	1	3	1 1 21
Gooden	f 28	5-12	2-2	3-5	3-6	9	4	3	0	1 1 15
Hinrich	g 29	4-8	2-3	1-2	0-4	4	5	4	5	0 1 11
Miles	g 28	1-7	0-4	10-12	1-2	3	4	10	3	0 2 12
Boschee	g 38	6-16	5-13	0-0	0-3	3	3	2	4	0 1 17
Ballard	2	0-0	0-0	0-0	0-0	0	1	0	0	0 0 0
Langford	24	2-6	0-1	4-8	1-4	5	4	2	0	0 0 8
Carey	4	0-1	0-0	0-0	0-0	0	1	0	0	0 0 0
Simien	14	2-3	0-0	0-0	2-3	5	2	0	1	1 0 4
Team						4	1	5		
Totals	200	67-97	23-31	31-44	27	22	16	3	6	88

Maryland	Min	FG	3FG	FT	O-DReb	F	A	T	B	SPTs
Mouton	f 29	4-9	0-0	4-4	3-3	6	2	2	1	0 1 12
Wilcox	f 26	8-15	0-0	2-3	3-6	9	4	1	2	4 1 18
Baxter	c 14	2-4	0-0	0-0	2-5	7	5	0	2	2 1 4
Dixon	g 37	10-18	5-11	8-11	0-3	3	2	2	1	0 2 33
Blake	g 32	1-7	1-4	5-9	0-3	3	4	11	5	0 1 8
Nicholas	23	2-9	1-5	2-2	0-2	2	2	2	2	0 0 7
Randle	15	1-3	0-0	0-1	1-1	2	1	0	0	2 0 2
Holden	24	4-5	0-1	5-5	2-3	5	4	0	0	1 1 13
Team						2	1	3		
Totals	200	32-707	21-26	35-44	24	18	13	9	7	97

Kansas (33-4) 37 51 - 88
 Maryland (31-4) 44 53 - 97
FG% - Kansas .433, Maryland .457. **3FG%** - Kansas .391, Maryland .333. **FT%** - Kansas .677, Maryland .743. **Technical Fouls** - Kansas (team). **Officials** - Tim Higgins, Ed Hightower, Ed Corbett. **A** - 53,378.

NCAA FINAL FOUR - National Championship

6m 36: [4/4] Maryland 64, Indiana 52

ATLANTA — A star who stepped up and a tightly wound coach — a match made in Maryland — was good enough to turn the Terrapins into national champions.

With All-America guard Juan Dixon snapping out of a scoring drought just in time, Maryland ended Indiana's magical tournament run with a 64-52 victory.

This was the Terrapins' first appearance in a national championship game and the senior-laden lineup came through over the final 9:42, pulling away from the Hoosiers to become the fourth straight No. 1 seed to win it all.

Coach Gary Williams guided his alma mater from the depths of probation 13 years ago to the pinnacle of college basketball. He let his intense demeanor melt long enough to celebrate with his team, which featured four players who had started at least 100 games in their careers.

Dixon scored at least 27 points in four of the first five tournament games, including 33 in the semifinal win over fellow top seed Kansas. He started the title game at that pace, scoring 11 points in the opening 10 minutes. He didn't score again for 20 minutes.

When he hit a 3-pointer with 9:42 to play, it gave Maryland (32-4) the lead for good at 45-44 and the Terrapins made sure even a small lead was safe this time.

Dixon finished with 18 points and he and fellow senior Lonny Baxter combined for all the points in the 9-2 run that Dixon started with the 3 and Baxter ended with a dunk that made it 51-46 with 7:22 to play.

Indiana (25-12), which upset top-seeded Duke then shocked second-seeded Oklahoma in the semifinals, just couldn't come up with another stunner.

The team that had the country almost forgetting about Bob Knight, again used the 3-point shot as its main weapon.

The Hoosiers, who were 23-for-32 from behind the arc in the regional final against Kent State and Oklahoma, made eight of their first 12. When Jared Jeffries' layup was goaltended with 9:53 left, Indiana had its only lead of the game, 44-42.

When Dixon and Baxter, who finished with 15 points and 14 rebounds, stepped up, the long shots stopped falling. Indiana made just two of its 11 shots from behind the arc and its

dream of being the first No. 5 seed to win a national championship started to fade.

Kyle Hornsby led Indiana with 14 points and Dane Fife added 11. Jeffries, the Big Ten's player of the year, finished with eight points on 4-for-11 shooting. The Hoosiers finished 20-for-58 from the field (34.5 percent), the first time in the tournament they shot below 50 percent.

The Terrapins, who won 19 of their last 20 games, again were big on the boards, finishing with a 42-31 rebound advantage.

Maryland was among the country's highest scoring teams at 85 points per game, but its third-lowest total of the season was good enough to make it the 33rd school to win the national championship and the second straight from the Atlantic Coast Conference following Duke in 2001.

MARYLAND 64, INDIANA 52

Georgia Dome - April 1, 2002

Indiana	Min	FG	3FG	FT	O-DReb	F	A	T	B	SPTs
Jeffries	f 32	4-11	0-1	0-1	1-6	7	4	3	4	1 1 8
Hornsby	f 35	5-12	4-8	0-1	2-3	5	4	0	1	0 2 14
Odle	f 18	0-4	0-0	0-3	1-3	4	2	1	1	0 1 0
Coverdale	g 32	3-11	2-7	0-0	0-4	4	2	2	4	0 2 8
Fife	g 36	4-9	3-6	0-0	2-3	5	3	1	2	0 2 11
Moye	7	1-1	0-0	0-0	0-0	0	1	0	2	0 1 2
Leach	2	0-0	0-0	0-0	0-0	0	0	0	0	0 0 0
Perry	10	1-3	1-1	0-0	0-1	1	1	0	1	0 0 3
Newton	28	2-7	0-0	2-2	3-2	5	3	2	1	1 1 6
Team						0	0			
Totals	200	20-58	10-23	2-7	9-22	31	20	9	16	310

Maryland	Min	FG	3FG	FT	O-DReb	F	A	T	B	SPTs
Mouton	f 27	1-5	0-0	2-2	2-2	4	2	1	1	1 2 4
Wilcox	f 24	4-8	0-0	2-4	2-5	7	3	0	1	1 1 10
Baxter	c 32	6-15	0-0	3-8	2-12	14	1	0	1	3 1 15
Dixon	g 38	6-9	2-4	4-4	1-4	5	1	3	7	0 5 18
Blake	g 33	2-6	0-3	2-2	0-6	6	2	3	4	0 2 6
Nicholas	22	1-2	0-1	5-6	1-2	3	0	0	1	0 1 7
Randle	4	1-1	0-0	0-0	0-0	0	1	0	0	0 0 2
Holden	20	0-2	0-1	2-2	1-2	3	3	4	1	1 0 2
Team						0	0			
Totals	200	21-48	2-9	20-28	33	42	13	11	16	612

Indiana (25-12) 25 27 - 52
 Maryland (32-4) 31 33 - 64
FG% - Indiana .345, Maryland .438. **3FG%** - Indiana .435, Maryland .222. **FT%** - Indiana .286, Maryland .714. **Technical Fouls** - None. **Officials** - Jim Burr, Richard Cartmell, Tony Greene. **A** - 53,406.



Juan Dixon anticipates the championship.



Byron Mouton celebrates the Terps' title.