




**Marshall Football
Record Book
2017**

RUSHING RECORDS



▲ Boot Elkins still owns the longest run and pass from scrimmage in school history.

Team Rushing Records

Rushes

Game: 81 vs. Morehead State, 1977

Season: 678 (1995)

Net Yards

Game: 576 vs. Detroit Tech, 1940

Season: 3,807 (2014)

Yards Per Rush

Game: 9.4 vs. Rhode Island, 2014 (432 yards/46 attempts)

Season: 6.8 (2014)

Individual Rushing Records

Rushes

Game: 47 by Ron Darby vs. Western Carolina, 1988

Season: 349 by Chris Parker, 1995

Career: 1,110 by Chris Parker, 1992-1995

Net Yards

Game: 272 by Devon Johnson vs. Florida Atlantic, 2014

Season: 1,833 by Chris Parker, 1995

Career: 5,924 by Chris Parker, 1992-1995

Yards Per Rush

Game: 27.7 by Harvey Kuhl vs. Dayton, 1940

Season: 9.5 by John Zontini, 1931 (865 yards/91 attempts)

Career: 7.8 by Devon Johnson, 2012-15

Year-by-Year Leaders (bold* indicates school record)

Year	Name, Class	Att	Yards	Avg	TD	Lg
2016	Keion Davis	113	469	4.2	6	30
2015	Devon Johnson	94	593	6.3	5	75
2014	Devon Johnson	206	1767	8.6	17	75
2013	Esray Taliaferro	221	1140	5.2	10	55
2012	Kevin Grooms	121	737	6.1	8	69
2011	Tron Martinez, So.	160	649	4.1	3	22
2010	Martin Ward, So.	96	345	3.6	1	55
2009	Darius Marshall, Jr.	227	1,131	5.0	11	80
2008	Darius Marshall, So.	224	1,095	4.9	5	61
2007	Darius Marshall, Fr.	123	631	5.1	3	34
2006	Ahmad Bradshaw, Jr.	249	1,523	6.1	19	67
2005	Ahmad Bradshaw, So.	214	997	4.7	9	56
2004	Earl Charles, Sr.	177	875	4.7	5	49
2003	Earl Charles, Jr.	205	1,039	5.1	12	45
2002	Brandon Carey, Sr.	150	657	4.4	4	33
2001	Franklin Wallace, So.	152	796	5.2	9	62
2000	Franklin Wallace, Fr.	100	555	5.6	7	62
1999	Doug Chapman, Sr.	164	686	4.2	12	33
1998	Doug Chapman, Jr.	252	1,184	4.7	15	42
1997	Doug Chapman, So.	157	908	5.8	10	34
1996	Erik Thomas, Sr.	187	1,296	6.9	8	66
1995	Chris Parker, Sr.	349*	1,833*	5.3	18	68
1994	Chris Parker, Jr.	321	1,728	5.4	23*	61
1993	Chris Parker, So.	339	1,750	5.2	23*	71
1992	Glenn Pedro, Jr.	187	974	5.2	9	44
1991	Orlando Hatchett, Jr.	146	855	5.9	6	55
1990	Orlando Hatchett, So.	132	626	4.7	8	60
1989	Ron Darby, Sr.	172	788	4.6	6	38
1988	Ron Darby, Jr.	289	1,282	4.4	16	45
1987	Ron Darby, So.	313	1,587	5.1	16	35
1986	Darryl DeBoes, So.	122	489	4.0	8	88
1985	Mike McCoy, So.	94	335	3.6	0	19
1984	Randy Clarkson, Jr.	131	467	3.6	1	25
1983	Larry Fourquean, Sr.	204	899	4.4	8	46
1982	Gilbert Orr, Jr.	104	549	5.3	1	71
1981	Larry Fourquean, So.	197	843	4.3	2	54
1980	Ron Lear, So.	134	617	4.6	1	34
1979	Ron Lear, Fr.	241	1,162	4.8	6	69
1978	Danny Wright, So.	195	652	3.3	3	76
1977	C.W. Geiger, Jr.	247	1,039	4.2	6	48
1976	Mike Bailey, So.	128	605	4.7	3	55
1975	Bud Nelson, Fr.	193	382	2.0	1	18
1974	Bob Tracey, Fr.	108	408	3.8	3	28
1973	Jon Lockett, So.	173	593	3.4	9	21
1972	Ned Burks, So.	96	346	3.6	1	53
1971	Johnstonbaugh, So.	58	285	4.9	1	39
1970	Art Harris, So.	113	413	3.6	1	31
1969	John Hurst, Sr.	103	355	3.4	3	46
1968	Dickey Carter, So.	72	405	5.6	1	58
1967	Charlie Jones, Jr.	160	535	3.3	2	N/A
1966	Andrew Socha, Sr.	151	735	4.9	4	N/A
1965	Mickey Jackson, Jr.	186	704	3.7	16	N/A
1964	Jack Mahone, Sr.	190	878	4.6	9	N/A
1963	Jack Mahone, Jr.	163	884	5.4	4	N/A
1962	James Brown, So.	75	295	3.9	3	N/A
1961	Dixon Edwards, So.	147	561	3.8	1	N/A
1960	Millard Fleming, So.	136	462	3.4	2	N/A
1959	Jim Maddox, Sr.	94	310	3.3	5	N/A
1958	Sonny Sirriani, Sr.	81	395	4.8	4	N/A
1957	Raymon Dunlap, Sr.	72	283	3.9	5	N/A
1956	Sonny Sirriani, Jr.	48	241	5.1	1	N/A
1955	Len Hellyer, Jr.	84	737	8.8	8	N/A
1954	Fred Freeman, So.	109	606	5.5	4	N/A
1953	Paul Long, Sr.	86	272	3.1	1	N/A
1952	Len Hellyer, So.	109	498	4.5	N/A	N/A
1951	Ed Prelaz, Jr.	115	543	4.8	N/A	N/A
1950	Ed Prelaz, So.	117	543	4.6	N/A	N/A
1941	*Jackie Hunt, Sr.	17	773	43.4	9	N/A
1940	*Jackie Hunt, Jr.	27	1,228	45.5	27	N/A
1939	*Jackie Hunt, So.	7	315	45.0	7	N/A
1931	John Zontini, Fr.	91	865	9.5*	7	88*

*During his career, Jackie Hunt averaged 45 yards per carry on his touchdown runs.

Because no statistics were kept during that era, only newspaper accounts of his scoring plays are available.

RUSHING RECORDS



▲ Chris Parker is Marshall's all-time leading rusher with 5,924 yards.

Top Career Performances

Rushing Yards Gained

1.	5,924	Chris Parker	1992-95
2.	4,016	Doug Chapman	1996-99
3.	3,903	Ron Darby	1986-89
4.	3,900	Jackie Hunt	1939-41*
5.	2,982	Ahmad Bradshaw	2004-06
6.	2,900	John Zontini	1931-34*
7.	2,857	Darius Marshall	2007-09
8.	2,724	Glenn Pedro	1990-93
9.	2,694	Franklin Wallace	2000-03
10.	2,373	Devon Johnson	2012-15
11.	2,357	Erik Thomas	1993-96
12.	2,232	Larry Fourquean	1980-83
13.	2,143	Orlando Hatchett	1989-92
14.	2,063	Steward Butler	2012-14
15.	2,000	Llow Turner	1996-99
16.	1,902	Jack Mahone	1962-64
17.	1,863	Earl Charles	2003-04
18.	1,779	Ron Lear	1979-80
19.	1,581	Essray Taliaferro	2010-13
20.	1,570	Mike Bailey	1975-78

* Hunt's and Zontini's yardage are estimates gathered from media reports. Statistics were not kept during that era of Marshall football.

% Hellyer did not play in 1953-54 due to the Korean War.

Top Single-Season Performances

Rushing Attempts


1.	349	Chris Parker	1995
2.	329	Chris Parker	1993
3.	321	Chris Parker	1994
4.	313	Ron Darby	1987
5.	289	Ron Darby	1988
6.	252	Doug Chapman	1998
7.	249	Ahmad Bradshaw	2006
8.	247	C.W. Geiger	1977
9.	241	Ron Lear	1979
10.	227	Darius Marshall	2009
11.	224	Darius Marshall	2008
12.	221	Essray Taliaferro	2013
13.	214	Ahmad Bradshaw	2005
14.	206	Devon Johnson	2014
15.	205	Earl Charles	2003
16.	204	Larry Fourquean	1983
17.	198	Doug Chapman	1996
18.	197	Larry Fourquean	1981
19.	190	Jack Mahone	1964
20.	187	Glenn Pedro	1992
	187	Erik Thomas	1996

Rushing Touchdowns

1.	68	Chris Parker	1992-95
2.	52	Doug Chapman	1996-99
3.	43	Jackie Hunt	1939-41
4.	41	Tom Stark	1927-30
5.	38	Ron Darby	1986-89
6.	31	Ahmad Bradshaw	2004-06
	31	Glenn Pedro	1990-93
8.	29	Franklin Wallace	2000-03
9.	27	John Zontini	1931-34
10.	26	Orlando Hatchett	1989-92
11.	25	Devon Johnson	2012-15
12.	24	Micky Jackson	1964-66
	24	Erik Thomas	1993-95

Rushing Yards Gained

1.	1,833	Chris Parker	1995
2.	1,767	Devon Johnson	2014
3.	1,750	Chris Parker	1993
4.	1,728	Chris Parker	1994
5.	1,523	Ahmad Bradshaw	2006
6.	1,506	Ron Darby	1987
7.	1,296	Erik Thomas	1996
8.	1,282	Ron Darby	1988
9.	1,238	Doug Chapman	1996
10.	1,184	Doug Chapman	1998
11.	1,162	Ron Lear	1979
12.	1,140	Essray Taliaferro	2013
13.	1,131	Darius Marshall	2009
14.	1,095	Darius Marshall	2008
15.	1,039	Earl Charles	2003
	1,039	C.W. Geiger	1977
17.	997	Ahmad Bradshaw	2005
18.	974	Glenn Pedro	1992
19.	908	Doug Chapman	1997
20.	899	Larry Fourquean	1983



▲ Ron Lear led the Thundering Herd in rushing in 1979 and 1980.

RUSHING RECORDS

100-Yard Rushing Games (By Yards)

Date	Player	Opponent	Rush	Yards	TD
10/25/14	Devon Johnson	Florida Atlantic	24	272*	4
11/12/88	Ron Darby	@ Western Carolina	47*	262	4
11/18/06	Ahmad Bradshaw	UTEP	40	261	5
11/7/81	Larry Fourqrean	@ Appalachian State	32	245	1
11/3/06	Ahmad Bradshaw	@ UAB	25	242	2
11/28/14	Steward Butler	Western Kentucky	24	233	2
11/8/40	& Jackie Hunt	Detroit Tech	228	5	
11/16/63	Jack Mahone	@ Kent State	29	224	1
9/20/41	& Jackie Hunt	Omaha	6	220	
10/13/79	Ron Lear	@ Furman	30	218	3
10/2/93	Chris Parker	@ UT-Chattanooga	24	209	3
11/17/79	Ron Lear	@ Appalachian State	21	208	1
11/19/88	Ron Darby	@ Youngstown State	29	205	1
9/26/09	Darius Marshall	@ Memphis	25	203	3
11/6/93	Chris Parker	East Tennessee State	28	202	1
11/15/14	Devon Johnson	Rice	27	199	1
11/18/95	Chris Parker	Hofstra	40	199	1
10/4/14	Devon Johnson	@ Old Dominion	20	198	3
10/27/01	Franklin Wallace	Akron	23	196	2
11/3/79	Ron Lear	The Citadel	35	195	1
10/5/40	Harley Kuhl	Dayton	7	194	
9/10/94	Chris Parker	Tennessee Tech	30	191	
11/19/05	Ahmad Bradshaw	East Carolina	29	187	2
9/19/09	Darius Marshall	Bowling Green	21	186	1
11/5/77	Claude Geiger	@ Akron	35	185	
11/7/31	John Zontini	Fairmont State	18	183	2
10/4/06	Ahmad Bradshaw	UCF	18	181	1
9/17/77	Claude Geiger	Morehead State	35	181	1
10/1/97	Doug Chapman	Akron	14	180	
11/24/94	Chris Parker	Middle Tennessee	36	180	3
10/15/94	Chris Parker	Western Carolina	35	180	3
10/21/78	Danny Wright	@ Kent State	32	179	
12/7/96	Erik Thomas	Furman#	22	178	1
10/1/55	Len Hellyer	@ Morris Harvey	12	177	
10/1/03	Earl Charles	Kent State	27	173	2
11/5/55	Len Hellyer	Youngstown state	17	173	1
9/7/96	Erik Thomas	Howard	18	173	1
10/28/95	Chris Parker	@ The Citadel	32	173	1
11/22/14	Devon Johnson	@ UAB	20	171	
12/14/96	Erik Thomas	Northern Iowa#	20	171	
9/26/53	Dyke Six	Morehead State	20	171	
9/12/15	Devon Johnson	@ Ohio	21	170	1
11/5/94	Chris Parker	@ East Tennessee State	15	167	3
9/22/12	Steward Butler	@ Rice	18	166	1
10/14/89	Ron Darby	The Citadel	27	165	2
10/12/96	Erik Thomas	@ VMI	15	164	1
9/22/90	Orlando Hatchett	@ The Citadel	13	163	
11/10/73	Bob Tracey	Toledo	16	163	1
10/14/95	Chris Parker	@ Western Carolina	14	162	3
11/14/87	Ron Darby	Western Carolina	25	162	3
11/29/13	Essray Taliaferro	East Carolina	26	161	
11/21/98	Doug Chapman	Wofford	26	161	2
9/11/93	Chris Parker	Murray State	12	160	2
9/17/83	Larry Fourqrean	@ Morehead State	16	158	2
11/4/95	Chris Parker	East Tennessee State	25	157	2
9/17/94	Chris Parker	@ Georgia Southern	35	157	2
10/26/91	Orlando Hatchett	Tennessee-Chattanooga	22	156	1
11/17/12	Kevin Grooms	Houston	21	155	1
2/2/95	Chris Parker	Northern Iowa#	25	154	2
9/3/88	Ron Darby	@ Morehead State	35	154	1
10/12/02	Wilbur Hargrove	Buffalo	16	153	1
12/3/94	Chris Parker	James Madison#	29	153	2
9/16/89	Ron Darby	East Tennessee State	31	152	4
9/9/06	Ahmad Bradshaw	Hofstra	17	152	4
8/30/14	Devon Johnson	@ Miami	19	151	2
9/7/13	Steward Butler	Gardner-Webb	9	151	3
9/9/06	Bernard Morris	Hofstra	14	151	
9/19/98	Doug Chapman	@ South Carolina	29	151	1
9/27/75	Bobby Campbell	Illinois State	15	151	2
11/17/73	Bob Tracey	Dayton	30	150	1
11/8/05	Ahmad Bradshaw	Southern Miss	15	149	1
10/5/02	Franklin Wallace	@ Kent State	14	149	3
10/7/95	Chris Parker	VMI	21	149	2
8/30/86	Darryl DeBoes	West Virginia Tech	23	149	1
10/8/77	Claude Geiger	@ Miami	15	147	1
11/1/03	Franklin Wallace	Akron	15	147	
10/28/67	Charlie Jones	Western Michigan	31	146	4
9/25/65	Mickey Jackson	@ Eastern Kentucky	17	146	
11/15/97	Llow Turner	Ohio	8	145	1
11/20/04	Ahmad Bradshaw	Western Michigan	38	144	1
12/10/94	Chris Parker	@ Boise State#	33	144	4
12/4/93	Chris Parker	Delaware#	9	143	1
9/6/14	Rakeem Cato	Rhode Island	16	142	1
11/15/08	Darius Marshall	Central Florida	28	142	1
9/20/02	Brandon Carey	Central Florida	14	142	4
11/26/40	& Jackie Hunt	Scranton	14	142	4
11/21/40	& Jackie Hunt	West Virginia Wesleyan	14	142	4
11/16/40	& Jackie Hunt	Xavier	14	142	4
11/1/40	& Jackie Hunt	Morris Harvey	14	142	4
9/29/73	Jon Lockett	Xavier	28	141	2
10/3/09	Darius Marshall	East Carolina	17	141	1
10/28/78	Danny Wright	Furman	27	140	1
9/13/08	Darius Marshall	Memphis	20	140	1
11/20/04	Earl Charles	Western Michigan	7	139	1
11/9/13	Steward Butler	UAB	21	139	2
11/2/91	Glenn Pedro	Western Carolina	22	138	
11/04/06	Ahmad Bradshaw	Tulane	34	138	2
12/12/87	Ron Darby	@ Appalachian State#	26	138	
9/19/87	Ron Darby	@ Eastern Kentucky	14	137	
9/6/14	Devon Johnson	Rhode Island	14	137	2
9/29/56	Len Hellyer	Morris Harvey	25	136	1
11/21/09	Martin Ward	SMU	24	136	1
12/19/87	Ron Darby	vs. NE Louisiana#	17	135	1
10/16/82	Gilbert Orr	Western Carolina	19	134	3
10/11/14	Devon Johnson	Middle Tennessee	24	134	2
10/24/13	Essray Taliaferro	@ Middle Tennessee	32	133	1
10/24/09	Darius Marshall	UAB	17	133	
10/22/05	Ahmad Bradshaw	@ UTEP	14	133	2
12/27/99	Doug Chapman	vs. BYU\$	29	133	
11/2/63	Jack Mahone	@ Western Michigan	29	133	
10/31/64	Jack Mahone	Western Michigan	24	132	1
10/16/93	Chris Parker	@ North Carolina State	15	131	1
11/23/14	Devon Johnson	vs. Northern Illinois	13	131	
10/17/64	Jack Mahone	Kentucky State	29	131	1
11/23/02	Franklin Wallace	@ Ohio	22	131	1
9/28/96	Doug Chapman	Western Kentucky	27	130	1
10/29/66	Andy Socha	Western Michigan	19	130	
11/23/12	Essray Taliaferro	@ East Carolina	24	130	1
12/5/87	Ron Darby	Weber State	31	129	2
9/21/96	Doug Chapman	@ Georgia Southern	26	129	1
10/1/77	Claude Geiger	@ Appalachian State	13	129	1
10/8/83	Larry Fourqrean	East Tennessee State	13	129	1
10/7/95	Olandis Gary	VMI	13	129	1
10/15/11	A.J. Graham		12	119/93	
12/11/93	Chris Parker		9	26/15	
9/26/15	Tony Pittman		11	30/96	
11/30/96	Doug Chapman		9	8/01	
9/8/01	Trod Buggs		10	3/15	
10/3/15	Tony Pittman		10	17/98	
10/17/98	Doug Chapman		10	6/56	
10/6/56	George Templin		11	10/07	
11/10/07	Bernard Morris		9	5/87	
9/5/87	Ron Darby		9	8/79	
10/28/06	Ron Lear		10	28/06	
12/14/96	Ahmad Bradshaw		12	14/96	
9/20/14	Doug Chapman		9	3/83	
9/3/83	Remi Watson		11	8/08	
11/8/08	Larry Fourqrean		9	18/93	
9/18/93	Darius Marshall		9	19/15	
9/19/15	Chris Parker		10	17/15	
10/17/15	Devon Johnson		10	25/97	
10/25/97	Hyleck Foster		9	18/10	
9/18/10	Doug Chapman		11	13/93	
11/13/93	Andre Booker		9	12/92	
9/12/92	Chris Parker		10	24/81	
10/24/81	Larry Fourqrean		10	27/07	
10/27/07	Bernard Morris		9	13/14	
9/13/14	Steward Butler		10	20/12	
10/20/84	Kevin Grooms		9	20/80	
10/20/84	Randy Clarkson		11	8/14	
9/20/80	Ron Lear		11	9/13	
11/8/14	Steward Butler		11	22/08	
11/9/13	Essray Taliaferro		9	9/95	
11/22/08	Darius Marshall		10	30/93	
9/9/95	Chris Parker		10	36/96	
10/30/93	Erik Thomas		10	18/14	
10/36/96	Devon Johnson		9	5/92	
10/18/14	Orlando Hatchett		12	5/97	
9/5/92	Doug Chapman		11	15/97	
12/5/97	Doug Chapman		10	30/10	
11/15/97	Tron Martinez		11	1/00	
10/30/10	Franklin Wallace		10	21/00	
11/1/00	Franklin Wallace		10	31/98	
10/21/00	Doug Chapman		11	1/97	
10/31/98	Doug Chapman		12	5/92	
11/1/97	Doug Chapman		11	12/66	
12/5/92	Glenn Pedro		10	5/74	
11/12/66	Andy Socha		8	30/08	
10/5/74	Bob Tracey		11	24/73	
8/30/08	Darius Marshall		11	20/76	
11/24/73	Bob Tracey		11	28/03	
11/20/76	Mike Bailey		10	36/96	
11/28/03	Earl Charles		10	26/28	
10/36/96	Doug Chapman		9	24/60	
10/26/28	Johnny Watson		12	21/96	
9/24/60	Millard Fleming		11	12/21	
12/21/96	Erik Thomas		11	21/09	
11/12/21	Travon Van		10	3/98	
11/21/09	Terrell Edwards-Maye		10	2/91	
10/3/98	Doug Chapman		9	20/08	
11/2/91	Orlando Hatchett		12	18/80	
9/20/08	Darius Marshall		9	20/03	
12/9/95	Chris Parker		11	12/94	
10/18/80	Dickie Rollins		11	25/06	
10/18/03	Earl Charles		10	18/97	
9/20/03	Franklin Wallace		9	27/75	
11/12/94	Chris Parker		9	24/77	
11/25/06	Ahmad Bradshaw		11	12/16	
10/18/97	Doug Chapman		9	12/13	
9/27/75	Herman Nelson		9	12/09	
9/24/77	Claude Geiger		12	2/92	
11/12/16	Anthony Anderson		10	7/1	
11/2/13	Kevin Grooms		10	10/94	
9/12/09	Darius Marshall		9	14/74	
12/2/92	Glenn Pedro		10	17/84	
10/7/01	Franklin Wallace		11	5/83	
10/1/94	Chris Parker		10	4/86	
9/14/74	Bob Tracey		10	29/94	
11/9/13	Kevin Grooms		12	4/81	
11/2/13	Essray Taliaferro		10	30/99	
11/28/03	Franklin Wallace		11	7/98	
11/13/99	Doug Chapman		12	21/96	
11/12/13	John Zontini		12	21/95	
10/4/58	Dewey Ballengee		10	21/95	
8/31/13	Steward Butler		9	21/95	
11/3/01	Trod Buggs		10	30/76	
10/29/94	Chris Parker		9	20/14	
12/4/98	Doug Chapman		9	22/12	
8/30/97	Llow Turner		9	29/04	
10/23/93	Chris Parker		11	2/96	
10/24/64	Jack Mahone		9	15/73	
10/24/15	Hyleck Foster		10	27/73	
9/21/13	Essray Taliaferro		9	17/77	
9/16/95	Chris Parker		10	4/14	
10/21/32	John Zontini		10	28/08	
11/17/84	Randy Clarkson		9	19/92	
11/5/83	Larry Fourqrean		9	24/77	
10/4/86	Ron Darby		11	19/03	
11/24/01	Brandon Carey		11	30/02	
10/30/99	Llow Turner		10	17/98	
11/7/98	Llow Turner		11	17/98	
12/21/96	Doug Chapman		11	10/78	
10/21/95	Chris Parker		11	30/02	
10/30/76	Bobby Campbell		10	17/98	
9/20/14	@ Akron		9	10/10	
9/22/12	@ Akron		9	14/95	
9/29/04	@ Rice		11	17/92	
11/2/96	Earl Charles		11	9/10	
9/15/73	Erik Thomas		10	14/95	
10/27/73	Jon Lockett		11	11/92	
9/17/77	Jon Lockett		10	17/92	
10/4/14	Mike Bailey		10	17/92	
10/28/08	Remi Watson		10	17/92	
9/19/92	Darius Marshall		10	17/92	
9/24/77	Orlando Hatchett		10	17/92	
11/19/03	Mike Bailey		10	17/92	
11/30/02	Earl Charles		10	17/	

RUSHING RECORDS

100-Yard Rushing Games (By Date)

Date	Player	Opponent	Rush	Yards	TD	Date	Player	Opponent	Rush	Yards	TD	Date	Player	Opponent	Rush	Yards	TD
11/12/16	Anthony Anderson	Middle Tennessee	16	109	1	9/7/96	Erik Thomas	Howard	18	173	1	12/9/95	Chris Parker	@ McNeese State#	24	112	1
10/24/15	Hyleck Foster	North Texas	17	105	1	12/2/95	Chris Parker	Northern Iowa#	25	154	2	11/18/95	Chris Parker	Hofstra	40	199	1
10/17/15	Hyleck Foster	@ FAU	17	122	1	11/4/95	Chris Parker	East Tennessee State	25	157	2	10/28/95	Chris Parker	@ The Citadel	32	173	1
10/3/15	Tony Pittman	Old Dominion	32	127	1	10/21/95	Chris Parker	Appalachian State	21	104	0	10/14/95	Chris Parker	@ Western Carolina	14	162	3
9/26/15	Tony Pittman	@ Kent State	24	129	2	10/14/95	Chris Parker	@ Western Carolina	14	162	3	10/7/95	Erik Thomas	VMI	11	100	1
9/19/15	Devon Johnson	Norfolk State	22	122	1	10/7/95	Chris Parker	VMI	13	129	1	9/16/95	Olandis Gary	Georgia Southern	24	105	0
9/12/15	Devon Johnson	@ Ohio	21	170	1	9/9/95	Chris Parker	Tennessee Tech	17	118	1	12/10/94	Chris Parker	@ Boise State#	38	144	1
12/23/14	Devon Johnson	vs. Northern Illinois	15	131	1	12/3/94	Chris Parker	James Madison#	29	153	2	11/24/94	Chris Parker	Middle Tennessee State	36	180	3
11/28/14	Steward Butler	Western Kentucky	24	233	2	11/12/94	Chris Parker	Furman	24	111	1	11/5/94	Chris Parker	@ East Tennessee St.	15	167	3
11/22/14	Devon Johnson	@ UAB	20	171	1	10/29/94	Chris Parker	The Citadel	14	107	2	10/15/94	Chris Parker	Western Carolina	35	180	3
11/15/14	Devon Johnson	Rice	27	199	2	10/11/94	Chris Parker	Tennessee-Chattanooga	18	109	3	10/11/94	Chris Parker	@ Georgia Southern	35	157	2
11/8/14	Steward Butler	@ Southern Miss	5	118	2	9/17/94	Chris Parker	Tennessee Tech	30	191	0	9/10/94	Chris Parker	Troy State#	41	129	1
10/25/14	Devon Johnson	Florida Atlantic	24	272*	4	12/4/93	Chris Parker	Delaware#	33	144	4	11/13/93	Chris Parker	@ Furman	32	121	0
10/18/14	Devon Johnson	@ FIU	9	117	1	11/6/93	Chris Parker	East Tennessee State	28	202	1	10/30/93	Chris Parker	@ The Citadel	16	118	3
10/11/14	Devon Johnson	Middle Tennessee	19	134	3	10/23/93	Chris Parker	Appalachian State	18	106	1	10/16/93	Chris Parker	@ North Carolina State	24	132	1
10/4/14	Remi Watson	@ Old Dominion	13	102	2	10/2/93	Chris Parker	@ UT-Chattanooga	24	209	3	9/18/93	Chris Parker	Georgia Southern	25	123	0
10/4/14	Devon Johnson	@ Old Dominion	20	198	3	9/11/93	Chris Parker	Murray State	12	160	2	9/11/93	Chris Parker	Murray State	12	160	2
9/20/14	Devon Johnson	@ Akron	18	103	1	12/2/92	Glenn Pedro	Delaware	19	109	0	12/2/92	Glenn Pedro	Delaware	19	109	0
9/20/14	Remi Watson	@ Akron	9	124	1	12/5/92	Glenn Pedro	MTSU#	24	116	1	11/14/92	Glenn Pedro	Tennessee Tech	13	100	1
9/13/14	Steward Butler	Ohio	19	119	1	10/17/92	Glenn Pedro	@ The Citadel	14	100	0	9/19/92	Orlando Hatchett	@ VMI	18	102	2
9/6/14	Devon Johnson	Rhode Island	14	137	1	9/12/92	Orlando Hatchett	Eastern Illinois	6	121	1	9/5/92	Orlando Hatchett	Morehead State	10	117	2
9/6/14	Rakeem Cato	Rhode Island	9	143	1	11/2/91	Orlando Hatchett	Western Carolina	21	139	2	11/2/91	Orlando Hatchett	Western Carolina	7	113	0
8/30/14	Devon Johnson	@ Miami	19	151	2	11/2/91	Orlando Hatchett	Tennessee-Chattanooga	22	156	1	10/26/91	Orlando Hatchett	@ The Citadel	13	163	0
11/29/13	Essray Taliaferro	East Carolina	26	161	0	9/22/90	Orlando Hatchett	@ The Citadel	27	165	2	10/14/89	Ron Darby	East Tennessee State	31	152	0
11/9/13	Steward Butler	UAB	7	139	1	9/16/89	Ron Darby	East Tennessee State	29	205	1	11/19/88	Ron Darby	@ Youngstown State	47*	262	4
11/9/13	Essray Taliaferro	UAB	12	118	2	11/12/88	Ron Darby	@ Western Carolina	35	154	1	9/3/88	Ron Darby	@ Morehead State	24	136	1
11/9/13	Kevin Grooms	UAB	8	108	1	12/19/87	Ron Darby	vs. NE Louisiana#	34	138	2	12/19/87	Ron Darby	@ Appalachian State#	24	138	2
11/2/13	Essray Taliaferro	Southern Miss	8	108	1	12/5/87	Ron Darby	Weber State	19	130	0	11/14/87	Ron Darby	Western Carolina	25	162	3
10/24/13	Essray Taliaferro	Southern Miss	8	109	1	9/19/87	Ron Darby	@ Eastern Kentucky	26	138	0	9/19/87	Ron Darby	Morehead State	25	126	0
9/21/13	Essray Taliaferro	@ Middle Tennessee	24	134	2	10/4/86	Ron Darby	@ VMI	19	104	0	8/30/86	Darryl DeBoes	West Virginia Tech	21	149	2
9/21/13	Essray Taliaferro	@ Virginia Tech	26	105	0	11/17/84	Randy Clarkson	@ East Tennessee State	28	105	1	10/20/84	Randy Clarkson	The Citadel	18	119	0
9/7/13	Steward Butler	Gardner-Webb	9	151	3	11/5/83	Larry Fourqrean	William & Mary	16	105	2	10/8/83	Larry Fourqrean	East Tennessee State	26	129	1
8/31/13	Steward Butler	vs. Miami (Ohio)	17	107	0	10/8/83	Larry Fourqrean	East Tennessee State	26	129	1	9/17/83	Larry Fourqrean	@ Morehead State	16	158	2
11/23/12	Essray Taliaferro	@ East Carolina	27	130	1	9/3/83	Larry Fourqrean	@ Eastern Michigan	27	124	0	10/16/82	Larry Fourqrean	Western Carolina	17	135	1
11/17/12	Kevin Grooms	Houston	21	155	1	11/7/81	Larry Fourqrean	@ Appalachian State	32	245	1	11/7/81	Larry Fourqrean	@ Appalachian State	32	245	1
10/20/12	Kevin Grooms	@ Southern Miss	12	119	2	10/24/81	Larry Fourqrean	VMI	22	121	0	10/18/80	Dickie Rollins	Tennessee-Chattanooga	19	112	0
9/22/12	Kevin Grooms	@ Rice	12	103	3	9/20/80	Ron Lear	@ VMI	16	119	0	11/17/79	Ron Lear	@ Appalachian State	21	208	1
9/22/12	Steward Butler	@ Rice	18	166	1	11/3/79	Ron Lear	The Citadel	35	195	1	10/13/79	Ron Lear	@ Furman	30	218	3
11/12/11	Travon Van	Tulsa	17	114	1	9/8/79	Ron Lear	Toledo	27	126	0	10/28/78	Danny Wright	Furman	17	141	1
10/30/11	A.J. Graham	Rice	20	129	2	10/28/78	Danny Wright	@ Kent State	32	179	0	10/21/78	Danny Wright	@ Kent State	32	179	0
10/30/10	Tron Martinez	UTEP	24	117	1	11/5/77	Claude Geiger	@ Akron	35	185	0	11/5/77	Claude Geiger	@ Akron	35	185	0
9/18/10	Andre Booker	@ Bowling Green	7	121	1	10/8/77	Claude Geiger	@ Miami	23	149	1	10/1/77	Claude Geiger	@ Appalachian State	31	129	2
9/10/10	Martin Ward	West Virginia	11	101	0	9/24/77	Claude Geiger	@ Appalacian State	12	101	1	9/24/77	Mike Bailey	Toledo	12	101	1
11/21/09	Terrell Edwards-Maye	SMU	22	113	1	9/24/77	Claude Geiger	Toledo	12	101	1	9/24/77	Claude Geiger	Toledo	12	101	1
11/21/09	Martin Ward	SMU	25	136	1	9/17/77	Mike Bailey	Morehead State	30	103	1	9/17/77	Mike Bailey	Morehead State	30	103	1
10/24/09	Darius Marshall	UAB	32	133	1	9/17/77	Claude Geiger	Morehead State	35	181	1	9/17/77	Claude Geiger	Morehead State	35	181	1
10/3/09	Darius Marshall	East Carolina	28	141	2	11/20/76	Mike Bailey	Southern Illinois	12	115	1	10/30/76	Bobby Campbell	Akron	16	104	1
9/26/09	Darius Marshall	@ Memphis	25	203	3	9/27/75	Herman Nelson	Illinois State	11	101	1	9/27/75	Herman Nelson	Illinois State	11	101	1
9/19/09	Darius Marshall	Bowling Green	21	186	1	10/5/74	Bob Tracey	Illinois State	15	111	1	9/27/75	Bobby Campbell	Illinois State	15	111	1
9/12/09	Darius Marshall	@ Virginia Tech	17	109	1	9/14/74	Bob Tracey	@ Temple	116	116	0	10/5/74	Bob Tracey	@ Morehead State	109	109	1
11/22/08	Darius Marshall	@ Rice	24	118	0	11/24/73	Bob Tracey	Ohio	115	115	0	9/14/74	Bob Tracey	Ohio	115	115	0
11/15/08	Darius Marshall	UCF	16	142	0	11/17/73	Bob Tracey	Dayton	151	151	2	11/17/73	Bob Tracey	Dayton	151	151	2
11/8/08	Darius Marshall	@ East Carolina	20	123	0	11/10/73	Bob Tracey	Toledo	163	163	1	11/10/73	Bob Tracey	Toledo	163	163	1
10/28/09	Darius Marshall	Houston	15	102	1	10/27/73	Jon Lockett	Bowling Green	103	103	0	10/27/73	Jon Lockett	Bowling Green	103	103	0
9/20/08	Darius Marshall	@ Southern Miss	30	112	1	9/29/73	Jon Lockett	Xavier	142	142	0	9/29/73	Jon Lockett	Xavier	142	142	0
9/13/08	Darius Marshall	Memphis	27	140	1	9/15/73	Jon Lockett	Morehead State	103	103	2	9/15/73	Jon Lockett	Morehead State	103	103	2
8/30/08	Darius Marshall	Illinois State	20	115	1	10/28/67	Charlie Jones	Western Michigan	147	147	0	10/28/67	Charlie Jones	Western Michigan	147	147	0
11/10/07	Bernard Morris	East Carolina	11	126	1	11/12/66	Andy Socha	Kent State	116	116	0	11/12/66	Andy Socha	Kent State	116	116	0
10/27/07	Bernard Morris	Rice	13	120	2	10/29/66	Andy Socha	Western Michigan	131	131	0	10/29/66	Andy Socha	Western Michigan	131	131	0
11/25/06	Ahmad Bradshaw	@ So. Miss	21	110	1	9/25/65	Mickey Jackson	@ Eastern Kentucky	31	146	4	9/25/65	Mickey Jackson	@ Eastern Kentucky	31	146	4
11/18/06	Ahmad Bradshaw	UTEP	40	261	5	10/31/64	Jack Mahone	Western Michigan	29	133	0	10/31/64	Jack Mahone	Western Michigan	29	133	0
11/04/06	Ahmad Bradshaw	Tulane	22	138	0	10/24/64	Jack Mahone	Louisville	29	133	0	10/24/64	Jack Mahone	Louisville	29	133	0
10/28/06	Ahmad Bradshaw	Memphis	25	125	2	10/17/64	Jack Mahone	Kentucky State	29	131	0	10/17/64	Jack Mahone	Kentucky State	29	131	0
10/21/06	Ahmad Bradshaw	@ UAB	25	242	2	11/6/63	Jack Mahone	@ Kent State	29	131	0	11/6/63	Jack Mahone	@ Kent State	29	131	0
10/4/06	Ahmad Bradshaw	UCF	18	181	1	11/2/63	Jack Mahone	@ Western Michigan	29	133	0	11/2/63	Jack Mahone	@ Western Michigan	29	133	0
9/9/06	Ahmad Bradshaw	Hofstra	17	152	4	9/24/60	Millard Fleming	@ Bowling Green	10	115	0	9/24/60	Millard Fleming	@ Bowling Green	10	115	0
9/9/06	Bernard Morris	Hofstra	14	151	0	10/4/58	Dewey Ballengee	Western Michigan	11	108	1	10/4/58	Dewey Ballengee	Western Michigan	11	108	1
11/19/05	Ahmad Bradshaw	East Carolina	29	187	2	10/6/56	George Tempkin	Western Michigan	11	107	1	10/6/56	George Tempkin	Western Michigan	11	107	1
11/8/05	Ahmad Bradshaw	Southern Miss	30	150	1	9/29/56	Len Hellyer	Morris Harvey	137	137	2	9/29/56	Len Hellyer	Morris Harvey	137	137	2
10/22/05	Ahmad Bradshaw	@ UTEP	17	133	0	11/5/55	Len Hellyer	Youngstown State	173	173	1	11/5/55	Len Hellyer	Youngstown State	173	173	1
11/20/04	Ahmad Bradshaw	Western Michigan	8	145	1	10/1/55	Len Hellyer	Morehead State	171	171	0	10/1/55</					

PASSING RECORDS



Ted Shoebridge
1968-70



Byron Leftwich
1998-2002



Chad Pennington
1995-99

Team Passing Records

Attempts

Game: 72 vs. Western Carolina, 1987

Season: 655 (1987)

Completions

Game: 45 vs. Purdue, 2012

Season: 424 (2012)

Net Yards

Game: 642 vs. VMI, 1991

Season: 5,204 (1987)

Touchdown Passes

Game: 7 vs. WKU, 2014

Season: 44 (1997)

Fewest Touchdown Passes Thrown

Season: 0 (1982)

Interceptions

Game: 7 vs. Western Michigan, 1968; vs. Western Carolina, 1990

Season: 33 (1987)

Fewest Interceptions Thrown

Season: 5 (1976)

Completion Percentage

Game: 100.0 vs. The Citadel, 1996 (11-for-11)

Season: 69.9 (2012/424-for-607)

Individual Passing Records

Attempts

Game: 68 by Tony Petersen vs. Western Carolina, 1987; by Rakeem Cato at Purdue, 2012; 70 by Byron Leftwich vs. East Carolina, 2001 GMAC Bowl*

Season: 622 by Tony Peterson, 1987

Career: 1,838 by Rakeem Cato, 2011-14

Completions

Game: 45 by Rakeem Cato at Purdue, 2012

Season: 406 by Rakeem Cato, 2012

Career: 1,153 by Rakeem Cato, 2011-14

Yards

Game: 496 by Michael Payton vs. VMI, 1991;

576 by Byron Leftwich vs. East Carolina, 2001 GMAC Bowl*

Season: 4,902 by Tony Petersen, 1987

Career: 14,079 by Rakeem Cato, 2011-14

Touchdown Passes

Game: 7 by Rakeem Cato vs. WKU, 2014;

Season: 40 by Rakeem Cato, 2014

Career: 131 by Rakeem Cato, 2011-14

Interceptions

Game: 7 by John Oertel vs. Western Michigan, 1968;

by Michael Payton vs. Western Carolina, 1990

Season: 33 by Tony Petersen, 1987

Career: 56 by Carl Fodor, 1982-85

Completion Percentage

Game (min. 10 att.): 100.0 by Eric Kresser vs. The Citadel, 1996 (10-of-10)

Game (min. 20 att.): 85.7 by Chad Pennington vs. Ball State, 1998 (30-of-35)

Season: 69.6 by Stan Hill, 2003 (133-of-191)

Career: 65.1 by Byron Leftwich, 1998-2002 (939-1,442)

*In 2001, the NCAA did not recognize statistics from bowl games

Year-by-Year Leaders (bold* indicates school record)

Year	Name, Class	A-C	Pct	Yards	TD-INT	Eff
2016	Chase Litton, So.	371-231	.623	2,612	24-9	137.90
2015	Chase Litton, Fr.	383-230	.601	2,605	23-8	132.83
2014	Rakeem Cato, Sr.	451-267	.592	3,903	40*-13	155.40
2013	Rakeem Cato, Jr.	499-298	.597	3,916	39-9	147.82
2012	Rakeem Cato, So.	584-406	.695	4,201	37-11	147.09
2011	Rakeem Cato, Fr.	304-182	.599	2,059	15-11	125.81
2010	Brian Anderson, Sr.	384-218	.568	2,358	20-15	117.73
2009	Brian Anderson, Jr.	398-231	.580	2,646	14-13	118.96
2008	Mark Cann, Fr.	307-154	.502	1,767	14-13	105.09
2007	Bernard Morris, Sr.	398-253	.636	3,149	17-10	139.10
2006	Bernard Morris, Jr.	188-116	.617	1,346	8-12	123.12
2005	Jimmy Skinner, Jr.	184-114	.620	1,135	6-8	115.84
2004	Stan Hill, Sr.	397-233	.587	2,387	18-14	117.11
2003	Stan Hill, Jr.	191-133	.696*	1,767	15-7	165.93
2002	Byron Leftwich, Sr.	491-331	.674	4,268	30-10	156.52
2001	Byron Leftwich, Jr.	470-315	.670	4,132	38-7	164.57
2000	Byron Leftwich, So.	457-279	.611	3,358	21-9	134.0
1999	Chad Pennington, Sr.	405-275	.679	3,799	37-11	171.4
1998	Chad Pennington, Jr.	432-279	.646	3,419	24-7	146.2
1997	Chad Pennington, So.	428-253	.591	3,480	39*-12	151.9
1996	Eric Kresser, Sr.	375-226	.603	3,407	31-11	161.5
1995	Chad Pennington, Fr.	354-219	.619	2,445	15-15	125.4
1994	Todd Donnan, Sr.	375-239	.637	3,019	33-11	154.5
1993	Todd Donnan, Jr.	372-211	.567	2,591	13-15	118.7
1992	Michael Payton, Sr.	415-268	.646	3,610	31-12	156.5
1991	Michael Payton, Jr.	346-222	.642	3,392	26-10	165.5
1990	Michael Payton, So.	347-199	.573	2,409	12-16	117.9
1989	John Gregory, Sr.	351-198	.564	2,778	24-12	138.6
1988	John Gregory, Jr.	386-217	.562	3,127	21-16	133.9
1987	Tony Petersen, Sr.	622-340*	.547	4,902*	35-33*	128.8
1986	John Gregory, So.	124-63	.508	958	6-7	120.4
1985	Carl Fodor, Sr.	400-196	.490	2,438	13-19	101.4
1984	Carl Fodor, Jr.	411-218	.530	2,888	22-18	121.0
1983	Carl Fodor, So.	127-60	.472	802	4-8	98.1
1982	Ted Carpenter, So.	106-50	.471	549	0-6	79.1
1981	Ted Carpenter, Fr.	114-55	.482	758	3-8	98.7
1980	Tony Konopka, Fr.	131-55	.420	605	3-13	68.5
1979	Danny Wright, Jr.	71-36	.507	329	2-5	84.8
1978	Danny Wright, So.	89-32	.360	469	3-10	68.9
1977	Bud Nelson, Jr.	158-76	.481	1,187	10-11	118.2
1976	Bud Nelson, So.	171-78	.456	991	8-5	103.9
1975	Bud Nelson, Fr.	146-70	.479	972	7-6	111.5
1974	Bob Wilt, Fr.	63-27	.429	345	0-7	66.6
1973	Reggie Oliver, Sr.	185-91	.492	1,058	6-14	98.1
1972	Reggie Oliver, Jr.	200-78	.390	993	5-15	80.0
1971	Reggie Oliver, So.	177-77	.435	835	2-6	80.1
1970	Ted Shoebridge, Jr.	212-78	.368	1,000	3-17	65.0
1969	Ted Shoebridge, So.	226-104	.460	1,620	13-11	115.5
1968	John Oertel, Jr.	222-95	.428	1,251	8-24	80.4
1967	James Torrence, Sr.	124-42	.339	490	1-10	53.6
1966	James Torrence, Jr.	94-41	.436	499	2-7	80.3
1965	Alex Sansosti, Sr.	66-34	.515	366	1-8	78.9
1964	Howard Lee Miller, Jr.	139-61	.438	962	3-11	93.3
1963	Howard Lee Miller, So.	144-72	.500	993	5-8	108.3
1962	Bob Hamlin, Sr.	185-89	.481	1,104	4-10	94.6
1961	Ralph May, Sr.	91-38	.417	503	4-11	78.5
1960	Ralph May, Jr.	97-44	.453	508	2-9	77.6
1959	Jim Maddox, Sr.	86-36	.418	380	1-9	61.9
1958	Jim Maddox, Jr.	52-16	.308	261	1-4	63.9
1957	Bob Wagner, Jr.	67-28	.418	459	5-5	108.9
1956	Bill Zban, Sr.	66-33	.500	507	5-10	112.0
1955	Bill Zban, Jr.	76-35	.461	500	5-7	104.6
1954	Bill Zban, So.	46-17	.369	267	2-3	87.0
1953	John Chamara, Sr.	110-46	.418	705	6-10	95.5
1952	Odgen Thomas, Sr.	129-57	.442	935	7-15	99.7
1951	Odgen Thomas, Jr.	120-58	.483	793	9-10	113.8
1950	Kenneth Wheeler, Jr.	69-29	.420	395	3-6	87.1

PASSING RECORDS

Top Single-Season Performances

Passes Attempted (Top 10)

1.	622	Tony Petersen	1987
2.	584	Rakeem Cato	2012
3.	499	Rakeem Cato	2013
4.	491	Byron Leftwich	2002
5.	470	Byron Leftwich	2001
6.	457	Byron Leftwich	2000
7.	451	Rakeem Cato	2014
8.	432	Chad Pennington	1998
9.	428	Chad Pennington	1997
10.	415	Michael Payton	1992

Passes Completed (Top 10)

1.	406	Rakeem Cato	2012
2.	340	Tony Petersen	1987
3.	331	Byron Leftwich	2002
4.	315	Byron Leftwich	2001
5.	298	Rakeem Cato	2013
6.	279	Chad Pennington	1998
	279	Byron Leftwich	2000
8.	275	Chad Pennington	1999
9.	268	Michael Payton	1992
10.	267	Rakeem Cato	2014

Interceptions Thrown (Top 10)

1.	33	Tony Petersen	1987
2.	24	John Oertel	1968
3.	19	Carl Fodor	1985
4.	18	Carl Fodor	1984
5.	17	Ted Shoebridge	1970
6.	16	Michael Payton	1990
	16	John Gregory	1988
8.	15	Reggie Oliver	1972
	15	Todd Donnan	1993
	15	Chad Pennington	1995
	15	Brian Anderson	2010

Yards Gained Passing (Top 10)

1.	4,902	Tony Petersen	1987
2.	4,268	Byron Leftwich	2002
3.	4,201	Rakeem Cato	2012
4.	4,132	Byron Leftwich	2001
5.	3,916	Rakeem Cato	2013
6.	3,903	Rakeem Cato	2014
7.	3,799	Chad Pennington	1999
8.	3,610	Michael Payton	1992
9.	3,480	Chad Pennington	1997
10.	3,419	Chad Pennington	1998

Touchdown Passes (Top 10)

1.	40	Rakeem Cato	2014
2.	39	Rakeem Cato	2013
	39	Chad Pennington	1997
4.	38	Byron Leftwich	2001
5.	37	Rakeem Cato	2012
	37	Chad Pennington	1999
7.	35	Eric Kresser	1996
	35	Tony Petersen	1987
9.	33	Todd Donnan	1994
10.	31	Michael Payton	1992

Pass Completion Percentage (Top 10 - Min. 100 attempts)

1.	69.6	Stan Hill (2003)	133-191
2.	69.5	Rakeem Cato (2012)	406-584
3.	67.9	Chad Pennington (1999)	275-405
4.	67.4	Byron Leftwich (2002)	331-491
5.	67.0	Byron Leftwich (2001)	315-470
6.	66.1	Graham Gochneaur (2003)	121-183
7.	64.6	Chad Pennington (1998)	279-432
	64.6	Michael Payton (1992)	268-415
9.	64.2	Michael Payton (1991)	222-346
10.	63.7	Todd Donnan (1994)	239-375

Top Career Performances

Passes Attempted (Top 10)

1.	1,838	Rakeem Cato	2011-14
2.	1,619	Chad Pennington	1995-99
3.	1,442	Byron Leftwich	1998-02
4.	1,108	Michael Payton	1989-92
5.	1,059	Carl Fodor	1982-85
6.	912	Todd Donnan	1991-94
7.	873	John Gregory	1986-89
8.	849	Brian Anderson	2007-10
9.	831	Tony Petersen	1986-87
10.	803	Bernard Morris	2004-07

Passes Completed (Top 10)

1.	1,153	Rakeem Cato	2011-14
2.	1,026	Chad Pennington	1995-99
3.	939	Byron Leftwich	1998-02
4.	689	Michael Payton	1989-92
5.	542	Todd Donnan	1991-94
6.	521	Carl Fodor	1982-85
7.	486	John Gregory	1986-89
8.	483	Brian Anderson	2007-10
	483	Bernard Morris	2004-07
10.	461	Chase Litton	2015-present

Interceptions Thrown (Top 10)

1.	56	Carl Fodor	1982-85
2.	46	Tony Petersen	1986-87
3.	45	Chad Pennington	1995-99
4.	44	Rakeem Cato	2011-14
5.	38	Michael Payton	1989-92
6.	35	John Gregory	1986-89
	35	Reggie Oliver	1971-73
8.	33	Todd Donnan	1991-94
9.	32	Brian Anderson	2007-10
10.	28	Bernard Morris	2004-07
	28	Ted Shoebridge	1969-70
	28	Byron Leftwich	1998-02

Yards Gained Passing (Top 10)

1.	14,079	Rakeem Cato	2011-14
2.	13,143	Chad Pennington	1995-99
3.	11,903	Byron Leftwich	1998-02
4.	9,411	Michael Payton	1989-92
5.	7,050	Todd Donnan	1991-94
6.	7,020	John Gregory	1986-89
7.	6,655	Carl Fodor	1982-85
8.	6,501	Tony Petersen	1986-87
9.	5,616	Bernard Morris	2004-07
10.	5,403	Brian Anderson	2007-10

Touchdown Passes (Top 10)

1.	131	Rakeem Cato	2011-14
2.	115	Chad Pennington	1995-99
3.	89	Byron Leftwich	1998-02
4.	69	Michael Payton	1989-92
5.	61	Todd Donnan	1991-94
6.	51	John Gregory	1986-89
7.	47	Chase Litton	2015-present
8.	43	Tony Petersen	1986-87
9.	39	Carl Fodor	1982-85
10.	38	Stan Hill	2001-04

Pass Completion Percentage (Top 10 - Min. 300 attempts)

1.	65.1	Byron Leftwich (1998-02)	939-1442
2.	63.4	Chad Pennington (1995-99)	1026-1619
3.	62.7	Rakeem Cato (2011-14)	886-1387
4.	62.2	Michael Payton (1989-92)	689-1108
5.	62.1	Stan Hill (2001-04)	420-676
6.	61.1	Chase Litton (2015-present)	461-754
7.	60.3	Eric Kresser (1996)	226-375
8.	60.1	Bernard Morris (2004-07)	483-803
9.	59.4	Todd Donnan (1991-94)	542-912
10.	56.8	Brian Anderson (2007-)	483-849

PASSING RECORDS



▲ Byron Leftwich recorded 22 300-yard passing games and eclipsed the 400-yard mark in a game 10 times during his collegiate career.


300-Yard Passing Games (By Yards)

Date	Quarterback	Opponent	C-A-1	Yards	TD
12/19/01	Byron Leftwich	vs. East Carolina§	41-70*-2	576*	4
11/16/91	Michael Payton	VMI	22-28-1	496	4
10/31/15	Chase Litton	@ Charlotte	33-48-0	486	2
11/14/87	Tony Petersen	Western Carolina	34-68-0	481	3
12/19/87	Tony Petersen	Northeast Louisiana#	28-54-3	474	4
10/20/01	Byron Leftwich	Central Michigan	30-44-0	471	3
8/31/02	Byron Leftwich	Appalachian State	27-41-0	469	4
11/14/13	Rakeem Cato	@ Tulsa	33-58-1	456	5
10/13/01	Byron Leftwich	@ Buffalo	37-49-2	455	2
11/30/96	Eric Kresser	Delaware	18-25-1	449	4
10/12/02	Byron Leftwich	Buffalo	28-35-0	447	4
11/29/12	Rakeem Cato	@ Purdue	45*-68-3	439	5
11/5/04	Stan Hill	@ Akron	37-53-1	439	3
9/12/98	Chad Pennington	Troy State	25-34-0	437	5
9/22/84	Carl Fodor	Furman	35-60-3	436	4
10/27/01	Byron Leftwich	Akron	25-39-0	434	4
9/15/12	Rakeem Cato	Ohio	44-65-1	432	3
11/7/92	Michael Payton	Appalachian State	24-35-1	432	5
10/31/92	Michael Payton	@ Western Carolina	36-67-2	429	4
9/13/14	Rakeem Cato	Ohio	17-29-1	425	4
11/30/01	Byron Leftwich	@ Toledo	32-52-1	421	4
11/28/14	Rakeem Cato	Western Kentucky	29-46-4	417	7*
9/15/07	Bernard Morris	New Hampshire	31-42-0	417	3
9/17/16	Chase Litton	Akron	32-57-3	413	4
9/1/12	Rakeem Cato	at West Virginia	38-54-1	413	2
9/12/02	Byron Leftwich	@ Virginia Tech	31-49-1	406	3
9/25/99	Chad Pennington	Temple	26-36-1	406	3
9/13/97	Chad Pennington	@ Kent State	18-28-0	406	5
12/7/02	Byron Leftwich	Toledo%	32-42-1	404	4
10/21/89	John Gregory	@ Eastern Kentucky	23-38-0	403	2
11/30/02	Byron Leftwich	Ball State	35-42-0	401	2
11/17/01	Byron Leftwich	Ohio	28-39-0	399	6*
9/19/87	Tony Petersen	@ Eastern Kentucky	25-46-2	397	5
10/18/86	Tony Petersen	@ East Tennessee State	21-29-2	394	2
10/28/00	Byron Leftwich	@ Akron	26-49-0	393	2
10/14/99	Chad Pennington	Toledo	37-37-2	393	3
10/11/03	Stan Hill	Kent State	27-32-2	392	5
10/6/12	Rakeem Cato	Tulsa	31-44-1	391	3
9/15/84	Carl Fodor	Eastern Michigan	20-49-2	389	2
11/28/87	Tony Petersen	James Madison#	22-34-1	387	4
10/3/87	Tony Petersen	@ Furman	25-44-1	386	1
9/30/00	Byron Leftwich	Buffalo	25-36-2	378	3
11/26/99	Chad Pennington	Ohio	25-37-1	378	3
11/17/12	Rakeem Cato	Houston	32-50-2	377	3
9/8/12	Rakeem Cato	Western Carolina	32-42-0	377	3
10/5/02	Byron Leftwich	@ Kent State	31-45-2	377	2
10/26/02	Byron Leftwich	@ Central Michigan	29-42-1	374	2
9/14/13	Rakeem Cato	@ Ohio	30-45-1	366	1
12/21/91	Michael Payton	Youngstown State	30-43-2	363	2
10/35/97	Chad Pennington	Eastern Michigan	35-50-0	361	3
12/2/00	Byron Leftwich	Western Michigan	29-45-0	358	2
11/28/92	Michael Payton	Eastern Kentucky#	26-35-0	353	2
10/24/98	Chad Pennington	Ball State	30-35-0	349	0
Date	Quarterback	Opponent	C-A-1	Yards	TD
11/12/04	Stan Hill	@ Bowling Green	31-49-2	348	2
11/28/09	Brian Anderson	@ UTEP	25-47-3	347	3

11/17/90	Michael Payton	@ Western Carolina	27-35-7	347	3
11/7/15	Chase Litton	@ Middle Tennessee	34-56-1	346	3
8/30/03	Stan Hill	Hofstra	25-37-3	344	2
12/7/91	Michael Payton	Northern Iowa#	21-27-0	344	3
12/3/12	Rakeem Cato	Memphis	34-44-0	341	4
11/26/11	Rakeem Cato	East Carolina	23-29-0	341	2
10/20/12	Rakeem Cato	@ Southern Miss	31-42-1	340	3
9/20/02	Byron Leftwich	Central Florida	28-49-2	340	2
11/13/99	Chad Pennington	@ Western Michigan	27-40-0	339	2
10/23/99	Chad Pennington	@ Buffalo	20-25-0	339	5
11/1/86	Tony Petersen	Tennessee-Chattanooga	16-27-0	339	3
11/17/84	Carl Fodor	@ East Tennessee State	25-51-3	339	2
10/11/14	Rakeem Cato	Middle Tennessee	17-33-1	337	3
12/27/13	Rakeem Cato	vs. Maryland	28-44-0	337	3
11/14/09	Brian Anderson	Southern Miss	29-52-2	337	1
9/5/87	Tony Petersen	Morehead State	15-28-4	335	2
11/3/01	Byron Leftwich	@ Kent State	24-34-2	333	3
9/4/99	Chad Pennington	@ Clemson	29-44-2	333	0
9/8/01	Byron Leftwich	Massachusetts	21-30-1	331	5
9/27/97	Chad Pennington	@ Ball State	27-35-1	331	6
11/9/91	Michael Payton	The Citadel	23-29-1	331	2
10/15/16	Chase Litton	Florida Atlantic	27-39-1	330	1
11/9/85	Carl Fodor	East Tennessee State	23-47-1	330	3
10/10/98	Chad Pennington	@ Ohio	29-43-1	329	3
9/29/01	Byron Leftwich	Bowling Green	22-35-0	327	4
10/15/88	John Gregory	@ East Tennessee State	21-29-0	325	3
12/21/96	Eric Kresser	Montana	18-28-0	324	4
11/21/98	Chad Pennington	Wofford	19-32-2	322	2
12/5/97	Chad Pennington	Toledo%	20-34-1	322	3
9/28/91	Michael Payton	Brown	17-22-0	322	2
11/11/89	John Gregory	Western Carolina	24-32-0	322	5
9/9/89	John Gregory	Morehead State	22-39-0	321	2
11/23/12	Rakeem Cato	@ East Carolina	31-40-1	318	5
10/5/85	Carl Fodor	@ Western Carolina	28-54-3	318	1
10/10/92	Michael Payton	Furman	20-25-0	317	3
9/5/09	Brian Anderson	Southern Illinois	27-36-1	316	3
11/24/09	Brian Anderson	UAB	25-38-0	315	2
9/8/84	Carl Fodor	Morehead State	16-32-0	315	4
11/8/97	Chad Pennington	Bowling Green	23-34-0	314	3
10/1/05	Bernie Morris	SMU	34-60-1	314	0
11/7/98	Chad Pennington	Central Michigan	18-35-1	314	2
10/21/00	Byron Leftwich	Kent State	31-41-0	312	2
11/22/69	Ted Shoebridge	Ohio	19-42-7	312	2
11/18/89	John Gregory	@ Georgia Southern	20-42-4	311	1
9/10/16	Chase Litton	Morgan State	13-16-0	309	6
11/24/07	Bernard Morris	UAB	26-36-0	309	1
10/21/07	Bernard Morris	Southern Miss	20-38-3	309	2
10/29/88	John Gregory	Appalachian State	23-39-2	309	1
9/12/87	Tony Petersen	@ Ohio	21-44-3	309	1
12/6/14	Rakeem Cato	Louisiana Tech	25-46-1	308	2
11/2/02	Byron Leftwich	@ Akron	26-38-1	307	0
10/3/98	Chad Pennington	Miami	25-45-1	307	2
11/16/96	Eric Kresser	Furman	20-28-1	307	2
11/6/10	Brian Anderson	UAB	25-41-1	304	3
10/27/84	Carl Fodor	Tennessee-Chattanooga	25-40-2	304	1
10/29/94	Todd Donnan	The Citadel	26-35-0	302	3
11/19/16	Chase Litton	FIU	29-42-2	301	2
12/3/88	John Gregory	Furman#	20-36-0	301	1
10/19/96	Eric Kresser	Western Carolina	17-23-0	300	4

* = School Record, § Bowl Game, %MAC Championship Game, # Division I-AA Playoff Game

PASSING RECORDS



▲ Tony Peterson put up some impressive passing totals in 1987. Several team offensive and passing records are held by Peterson and the 1987 team.

300-Yard Passing Games (By Date)

Date	Quarterback	Opponent	C-A-I	Yards	TD
11/19/16	Chase Litton	@ FIU	29-42-2	301	2
10/15/16	Chase Litton	Florida Atlantic	27-39-1	330	1
9/17/16	Chase Litton	Akron	32-57-3	413	4
9/10/16	Chase Litton	Morgan State	13-16-0	309	6
11/7/15	Chase Litton	@ Middle Tennessee	34-56-1	346	3
10/31/15	Chase Litton	@ Charlotte	33-48-0	486	2
12/6/14	Rakeem Cato	Louisiana Tech	25-46-1	308	2
11/28/14	Rakeem Cato	Western Kentucky	29-46-4	417	7*
10/11/14	Rakeem Cato	Middle Tennessee	17-33-1	337	3
9/13/14	Rakeem Cato	Ohio	17-29-0	425	4
12/27/13	Rakeem Cato	vs. Maryland	28-44-0	337	3
11/14/13	Rakeem Cato	@ Tulsa	33-58-1	456	5
9/14/13	Rakeem Cato	@ Ohio	30-45-1	366	1
12/3/12	Rakeem Cato	Memphis	34-44-0	341	4
11/17/12	Rakeem Cato	Houston	32-50-2	377	3
10/20/12	Rakeem Cato	@ Southern Miss	31-42-1	340	3
10/6/12	Rakeem Cato	Tulsa	31-44-1	391	3
9/29/12	Rakeem Cato	@ Purdue	45*-68-3	439	5
9/15/12	Rakeem Cato	Ohio	44-65-1	432	3
9/1/12	Rakeem Cato	at West Virginia	38-54-1	413	2
9/8/12	Rakeem Cato	Western Carolina	32-42-0	377	3
11/26/11	Rakeem Cato	East Carolina	23-29-0	341	2
11/6/10	Brian Anderson	UAB	25-41-1	304	3
11/28/09	Brian Anderson	@ UTEP	25-47-3	347	3
11/14/09	Brian Anderson	Southern Miss	29-52-2	337	1
11/24/09	Brian Anderson	UAB	25-38-0	315	2
9/5/09	Brian Anderson	Southern Illinois	27-36-1	316	3
11/24/07	Bernard Morris	UAB	26-36-0	309	1
10/21/07	Bernard Morris	Southern Miss	20-38-3	309	2
9/15/07	Bernard Morris	New Hampshire	31-42-0	417	3
10/1/05	Bernard Morris	SMU	34-60-1	314	0
11/12/04	Stan Hill	@ Bowling Green	31-49-2	348	2
11/5/04	Stan Hill	@ Akron	37-53-1	439	3
10/11/03	Stan Hill	Kent State	27-32-2	392	5
8/30/03	Stan Hill	Hofstra	25-37-3	344	2
12/7/02	Byron Leftwich	Toledo%	32-42-1	404	4
11/30/02	Byron Leftwich	Ball State	35-42-0	401	2

11/2/02	Byron Leftwich	@ Akron	26-38-1	307	0
10/26/02	Byron Leftwich	@ Central Michigan	29-42-1	374	2
10/12/02	Byron Leftwich	Buffalo	28-35-0	447	4
10/5/02	Byron Leftwich	@ Kent State	31-45-2	377	2
9/20/02	Byron Leftwich	Central Florida	28-49-2	340	2
9/12/02	Byron Leftwich	@ Virginia Tech	31-49-1	406	3
8/31/02	Byron Leftwich	Appalachian State	27-41-0	469	4
12/19/01	Byron Leftwich	vs. East Carolina\$	41-70*-2	576*	4
11/30/01	Byron Leftwich	@ Toledo	32-52-1	421	4
11/17/01	Byron Leftwich	Ohio	28-39-0	399	6*
11/3/01	Byron Leftwich	@ Kent State	24-34-2	333	3
10/27/01	Byron Leftwich	Akron	25-39-0	434	4
10/20/01	Byron Leftwich	Central Michigan	30-44-0	471	3
10/13/01	Byron Leftwich	@ Buffalo	37-49-2	455	2
9/29/01	Byron Leftwich	Bowling Green	22-35-0	327	4
9/8/01	Byron Leftwich	Massachusetts	21-30-1	331	5
12/2/00	Byron Leftwich	Western Michigan	29-45-0	358	2
10/28/00	Byron Leftwich	@ Akron	26-49-0	393	2
10/21/00	Byron Leftwich	Kent State	31-41-0	312	2
9/30/00	Byron Leftwich	Buffalo	25-36-2	378	3
11/26/99	Chad Pennington	Ohio	25-37-1	378	3
11/13/99	Chad Pennington	@ Western Michigan	27-40-0	339	2
10/23/99	Chad Pennington	@ Buffalo	20-25-0	339	5
10/14/99	Chad Pennington	Toledo	37-37-2	393	3
9/25/99	Chad Pennington	Temple	26-36-1	406	3
9/4/99	Chad Pennington	@ Clemson	29-44-2	333	0
11/21/98	Chad Pennington	Wofford	19-32-2	322	2
11/7/98	Chad Pennington	Central Michigan	18-35-1	314	2
10/24/98	Chad Pennington	Ball State	30-35-0	349	0
10/10/98	Chad Pennington	@ Ohio	29-43-1	329	3
10/3/98	Chad Pennington	Miami	25-45-1	307	2
9/12/98	Chad Pennington	Troy State	25-34-0	437	5
12/5/97	Chad Pennington	Toledo%	20-34-1	322	3
11/8/97	Chad Pennington	Bowling Green	23-34-0	314	3
10/35/97	Chad Pennington	Eastern Michigan	35-50-0	361	3
9/27/97	Chad Pennington	@ Ball State	27-35-1	331	6
9/13/97	Chad Pennington	@ Kent State	18-28-0	406	5
12/21/96	Eric Kresser	Montana	18-28-0	324	4
11/30/96	Eric Kresser	Delaware	18-25-1	449	4
11/16/96	Eric Kresser	Furman	20-28-1	307	2
10/19/96	Eric Kresser	Western Carolina	17-23-0	300	4
10/29/94	Todd Donnan	The Citadel	26-35-0	302	3
11/28/92	Michael Payton	Eastern Kentucky#	26-35-0	353	2
11/7/92	Michael Payton	Appalachian State	24-35-1	432	5
10/31/92	Michael Payton	@ Western Carolina	36-67-2	429	4
10/10/92	Michael Payton	Furman	20-25-0	317	3
12/21/91	Michael Payton	Youngstown State	30-43-2	363	2
12/7/91	Michael Payton	Northern Iowa#	21-27-0	344	3
11/16/91	Michael Payton	VMI	22-28-1	496	4
11/9/91	Michael Payton	The Citadel	23-29-1	331	2
9/28/91	Michael Payton	Brown	17-22-0	322	2
11/17/90	Michael Payton	@ Western Carolina	27-35-7	347	3
11/18/89	John Gregory	@ Georgia Southern	20-42-4	311	1
11/11/89	John Gregory	Western Carolina	24-32-0	322	5
10/21/89	John Gregory	@ Eastern Kentucky	23-38-0	403	2
9/9/89	John Gregory	Morehead State	22-39-0	321	2
12/3/88	John Gregory	Furman#	20-36-0	301	1
10/29/88	John Gregory	Appalachian State	23-39-2	309	1
10/15/88	John Gregory	@ E. Tennessee State	21-29-0	325	3
12/19/87	Tony Petersen	Northeast Louisiana#	28-54-3	474	4
11/28/87	Tony Petersen	James Madison#	22-34-1	387	4
11/14/87	Tony Petersen	Western Carolina	34-68-0	481	3
10/3/87	Tony Petersen	@ Furman	25-44-1	386	1
9/19/87	Tony Petersen	@ Eastern Kentucky	25-46-2	397	5
9/12/87	Tony Petersen	@ Ohio	21-44-3	309	1
9/5/87	Tony Petersen	Morehead State	15-28-4	335	2
11/1/86	Tony Petersen	Tenn.-Chattanooga	16-27-0	339	3
10/18/86	Tony Petersen	@ East Tenn. St.	21-29-2	394	2
11/9/85	Carl Fodor	East Tennessee State	23-47-1	330	3
10/5/85	Carl Fodor	@ Western Carolina	28-54-3	318	1
11/17/84	Carl Fodor	@ East Tenn. St.	25-51-3	339	2
10/27/84	Carl Fodor	Tennessee-Chatt.	25-40-2	304	1
9/22/84	Carl Fodor	Furman	35-60-3	436	4
9/15/84	Carl Fodor	Eastern Michigan	20-49-2	389	2
9/8/84	Carl Fodor	Morehead State	16-32-0	315	4
11/22/69	Ted Shoebridge	Ohio	19-42-?	312	2

* = School Record, \$ Bowl Game, %MAC Championship Game, # Division I-AA Playoff Game

RECEIVING RECORDS



▲ Randy Moss accumulated more than 100 yards receiving in 15 games over his two years at Marshall.

Team Receiving Records

Receptions

Game: 45 at Purdue, 9/29/12

Season: 424 (2012)

Net Yards

Game: 642 vs. VMI, 1991

Season: 5,204 (1987)

Touchdown Receptions

Game: 7 vs. WKU, 2014

Season: 44 (1997)

Individual Receiving Records

Receptions

Game: 19 by Tommy Shuler at Purdue, 9/29/12

Season: 110 by Tommy Shuler, 2012

Career: 322 by Tommy Shuler, 2011-14

Yards

Game: 288 by Randy Moss vs. Delaware, 1996

Season: 1,802 by Randy Moss, 1997

Career: 4,242 by Mike Barber, 1985-1988

Touchdown Receptions

Game: 5 by Randy Moss vs. Ball State, 1997

Season: 28 by Randy Moss, 1996

Career: 54 by Randy Moss, 1996-1997

Year-by-Year Leaders (Bold* indicates school record)

Year	Name, Class	Rec	Yards	Avg	TD
2016	Josh Knight, Sr.	62	631	10.2	5
2015	Davonte Allen, Sr.	58	715	12.3	5
2014	Tommy Shuler, Sr.	92	1,138	12.4	9
2013	Tommy Shuler, Jr.	106	1,165	11.0	10
2012	Tommy Shuler, So.	110*	1,138	10.3	6
2011	Aaron Dobson, Jr.	49	668	13.6	12
2010	Aaron Dobson, So.	44	689	15.7	5
2009	Antavious Wilson, Fr.	60	724	12.1	3
2008	Darius Passmore, Sr.	56	946	16.9	7
2007	Cody Slate, So.	66	818	12.4	5
2006	Cody Slate, Fr.	43	684	15.9	6
2005	Hiram Moore, Jr.	53	630	11.9	4
2004	Josh Davis, Sr.	86	914	10.6	7
2003	Darius Watts, Sr.	74	968	13.1	11
2002	Denero Marriott, Sr.	86	993	11.5	8
	Josh Davis, So.	75	1,191	15.9	5
2001	Darius Watts, So.	91	1,417	15.6	18
2000	Nate Poole, Sr.	70	818	11.7	4
1999	Nate Poole, Jr.	71	1,122	15.8	9
1998	Nate Poole, So.	48	616	12.8	3
	LaVorn Colclough, Sr.	48	535	11.1	6
1997	Randy Moss, So.	90	1,647	18.3	25
1996	Randy Moss, Fr.	78	1,709	21.9*	28*
1995	Jermaine Wiggins, So.	58	681	11.7	4
	Tim Martin, Jr.	54	793	14.7	5
1994	Tim Martin, So.	67	889	13.3	10
1993	Ricky Carter, So.	69	766	11.1	3
1992	Troy Brown, Sr.	101	1,654	16.4	16
1991	Brian Dowler, Sr.	62	1,197	19.3	13
1990	Eric Ihnat, Sr.	55	592	10.8	3
	Andre Motley, Sr.	48	755	15.7	3
1989	Andre Motley, Jr.	59	908	15.4	9
1988	Mike Barber, Sr.	79	1,325	16.8	8
1987	Mike Barber, Jr.	106	1,757*	16.6	11
1986	Mike Barber, So.	64	1,180	18.4	7
1985	Randy Clarkson, Sr.	49	460	9.4	2
1984	Robert Surratt, Sr.	55	642	11.7	7
1983	Brian Swisher, So.	32	560	17.5	3
1982	Tony Stott, Jr.	36	549	15.3	0
1981	Darnel Richardson, Sr.	50	690	13.8	3
1980	Darnel Richardson, Jr.	31	376	12.1	0
1979	Mike Natale, Sr.	21	247	11.8	1
1978	Todd Ellwood, Jr.	17	303	17.8	4
1977	Ray Crisp, Jr.	33	594	18.0	4
1976	John Filliez, Sr.	40	488	12.2	4
1975	John Filliez, Jr.	54	657	12.2	7
1974	John Filliez, So.	34	426	12.5	1
1973	John Filliez, Fr.	40	383	9.6	2
1972	Lanny Steed, So.	37	509	13.8	2
1971	Lanny Steed, Fr.	35	483	13.8	1
1970	Art Harris, So.	29	242	8.3	1
1969	Larry Carter, Sr.	54	663	12.3	3
1968	Jeff Ternes, Jr.	34	546	16.0	7
1967	Parris Coleman, Sr.	10	114	11.4	0
1966	Mickey Jackson, Sr.	25	343	13.7	2
1965	Ken Simpson, So.	30	404	13.5	0
1964	James Cure, Sr.	27	387	14.3	1
1963	James Cure, Jr.	40	543	13.7	2
1962	James Cure, So.	46	666	14.4	3
1961	Millard Fleming, Jr.	15	113	7.5	1
1960	Jasper Wright, So.	7	126	18.0	2
1959	Bob Lester, Sr.	6	49	8.1	0
1958	Dick Jackson, Sr.	10	165	16.5	1
1957	Cagel Curtis, Sr.	8	140	17.5	2
1956	Campbell Platt, Sr.	10	118	11.8	1
1955	Len Hellyer, Jr.	10	252	25.2	3
1954	Henry Hawkins, Sr.	7	144	20.5	1
1953	Jim Swierczek, Sr.	27	496	18.3	6
1952	Jim Swierczek, Jr.	49	551	11.2	9
1951	Jim Swierczek, So.	37	563	15.2	7
1950	Charles Barton, Sr.	18	187	10.4	1

Both receptions and yardage leaders listed, if different.

RECEIVING RECORDS



▲ The 2002 Thundering Herd set several school receiving and passing records, thanks in large part to standouts Darius Watts (left) and Byron Leftwich.

Top Single-Season Performances

Receptions (Top 10)

1.	110	Tommy Shuler	2012
2.	106	Tommy Shuler	2013
	106	Mike Barber	1987
4.	101	Troy Brown	1992
5.	96	Sean Doctor	1987
6.	92	Tommy Shuler	2014
7.	91	Darius Watts	2001
8.	90	Randy Moss	1997
9.	86	Josh Davis	2004
	86	Denero Marriott	2002

Yards Receiving (Top 10)

1.	1,757	Mike Barber	1987
2.	1,709	Randy Moss	1996
3.	1,654	Troy Brown	1992
4.	1,647	Randy Moss	1997
5.	1,417	Darius Watts	2001
6.	1,372	Sean Doctor	1987
7.	1,325	Mike Barber	1988
8.	1,197	Brian Dowler	1991
9.	1,191	Josh Davis	2002
10.	1,180	Mike Barber	1986

Touchdown Receptions (Top 10)

1.	28	Randy Moss	1996
2.	25	Randy Moss	1997
3.	18	Darius Watts	2001
4.	16	Troy Brown	1992
	16	Noel Workman	1916
6.	15	Gator Hoskins	2013
7.	13	James Williams	1999
	13	Brian Dowler	1991
9.	12	Aaron Dobson	2011
	12	Darius Watts	2002
	12	Keith Baxter	1987

Top Career Performances

Receptions (Top 10)

1.	322	Tommy Shuler	2011-14
2.	306	Josh Davis	2001-04
3.	272	Darius Watts	2000-03
4.	249	Mike Barber	1985-88
5.	221	Tim Martin	1993-96
6.	212	Nate Poole	1997-00
7.	199	Cody Slate	2006-09
8.	176	Ricky Carter	1992-95
9.	168	Randy Moss	1996-97
	168	John "Fuzzy" Filliez	1973-76

Yards Receiving (Top 10)

1.	4,262	Mike Barber	1985-88
2.	4,031	Darius Watts	2000-03
3.	3,889	Josh Davis	2001-04
4.	3,563	Tommy Shuler	2011-14
5.	3,467	Randy Moss	1996-97
6.	2,886	Tim Martin	1993-96
7.	2,775	Nate Poole	1997-99
8.	2,746	Troy Brown	1991-92
9.	2,619	Cody Slate	2006-09
10.	2,398	Aaron Dobson	2009-12

Touchdown Receptions (Top 10)

1.	53	Randy Moss	1996-97
2.	47	Darius Watts	2000-03
3.	28	Gator Hoskins	2010-13
4.	26	Mike Barber	1985-88
5.	25	Tommy Shuler	2011-14
6.	24	Troy Brown	1991-92
	24	Aaron Dobson	2009-12
8.	23	Cody Slate	2006-09
	23	Josh Davis	2001-04
	23	Tim Martin	1993-95

RECEIVING RECORDS

100-Yard Receiving Games (By Yards)

Date	Receiver	Opponent	Rec	Yards	TD
11/30/96	Randy Moss	Delaware#	8	288*	3
8/31/02	Josh Davis	Appalachian State	11	264	2
10/10/90	Andre Motley	Tennessee-Chattanooga	12	262	0
11/16/91	Troy Brown	VMI	7	248	3
12/19/01	Denero Marriott	vs. East Carolina\$	15	234	1
10/31/15	Davonte Allen	@ Charlotte	12	232	1
10/15/88	Mike Barber	@ East Tennessee St.	12	222	2
12/21/96	Randy Moss	Montana#	9	220	4
9/13/97	Randy Moss	@ Kent State	8	216	3
9/27/97	Randy Moss	@ Ball State	13	205	5*
11/1/86	Mike Barber	UT-Chattanooga	12	201	2
9/29/12	Tommy Shuler	@ Purdue	19*	200	0
9/29/01	Darius Watts	Bowling Green	8	198	2
11/5/04	Josh Davis	@ Akron	15	197	1
12/19/87	Mike Barber	vs. NE Louisiana#	9	195	1
11/1/97	Randy Moss	@ Central Michigan	7	193	2
10/10/64	Bob Pruett	Buffalo	6	193	2
11/16/91	Brian Dowler	VMI	7	191	2
9/6/97	Randy Moss	@ Army	5	186	2
12/7/91	Brian Dowler	Northern Iowa#	7	186	3
12/23/14	Tommy Shuler	Northern Illinois\$	18	185	1
10/20/01	Darius Watts	Central Michigan	9	183	1
11/14/87	Mike Barber	Western Carolina	14	180	1
9/19/87	Mike Barber	@ Eastern Kentucky	10	180	1
11/30/01	Denero Marriott	@ Toledo%	10	179	4
9/25/99	Nate Poole	Temple	10	179	1
9/15/07	Cody Slate	New Hampshire	11	177	1
9/27/03	Josh Davis	@ Troy State	12	177	1
10/20/01	Josh Davis	Central Michigan	10	175	1
10/21/89	Percy Moorman	@ Eastern Kentucky	6	172	1
10/25/03	Darius Watts	@ Western Michigan	9	170	1
12/9/97	Randy Moss	Toledo%	7	170	3
9/5/87	Mike Barber	Morehead State	5	170	1
10/18/08	Darius Passmore	@ UAB	6	165	1
9/12/02	Curtis Jones	@ Virginia Tech	11	164	0
10/2/99	James Williams	@ Miami	4	164	2
10/25/86	Mike Barber	Davidson	9	164	2
11/14/87	Sean Doctor	Western Carolina	9	163	1
9/8/01	Darius Watts	Massachusetts	9	160	3
11/18/95	Tim Martin	Hofstra	6	160	1
10/31/92	Troy Brown	@ Western Carolina	10	160	2
10/25/97	LaVorn Colclough	Eastern Michigan	12	159	1
10/9/71	Lanny Steed	Northern Illinois	7	159	1
9/13/14	Angelo Jean-Louis	Ohio	4	158	1
10/14/99	Nate Poole	Toledo	8	158	0
11/16/96	Randy Moss	Furman	8	157	1
10/13/63	Jim Cure	@ Kent State	7	157	2
9/15/84	Tim Lewis	Eastern Michigan	11	156	1
11/22/69	Larry Carter	Ohio	12	156	2
11/9/96	Randy Moss	East Tennessee State	6	155	1
12/21/91	Ricardo Clark	Youngstown State#	8	154	1
11/28/09	Antavious Wilson	@ UTEP	9	153	1
11/14/09	Antavious Wilson	Southern Miss	13	153	0
11/17/90	Ricardo Clark	@ Western Carolina	7	153	1
11/19/16	Deon-Tay McManus	@ FIU	10	151	1
11/12/02	Darius Watts	Miami	9	149	3
10/1/16	Michael Clark	@ Pitt	4	147	1
11/29/13	East Carolina	East Carolina	9	147	0
9/12/98	James Williams	Troy State	3	147	1
10/18/97	Randy Moss	@ Miami	10	147	1
10/28/89	Percy Moorman	VMI	3	146	1
10/11/03	Josh Davis	Kent State	8	144	3
11/2/02	Josh Davis	@ Akron	8	144	0
10/27/01	Darius Watts	Akron	9	144	2
9/30/00	Lanier Washington	Buffalo	7	143	2
10/3/87	Mike Barber	@ Furman	8	143	1
9/1/84	Tim Lewis	West Virginia Tech	9	142	0
11/23/12	Tommy Shuler	@ East Carolina	14	141	2
9/22/84	Danny Abercrombie	Furman	11	141	2
11/11/06	Cody Slate	@ East Carolina	9	140	1
9/20/08	Darius Passmore	@ Southern Mississippi	9	139	1
10/5/96	Tim Martin	Tennessee-Chattanooga	9	139	0
11/28/92	Ricky Carter	Eastern Kentucky#	6	138	0
9/13/14	Davonte Allen	Ohio	5	137	2
11/23/13	Gator Hoskins	@ FIU	6	137	3
12/18/02	Denero Marriott	vs. Louisville\$	10	137	2
9/13/96	Mike Barber	@ Ohio	7	137	0
11/17/01	Darius Watts	Ohio	10	136	4
10/28/06	Cody Slate	Memphis	4	135	1
12/7/02	Darius Watts	Toledo%	9	135	2
10/12/96	Randy Moss	@ VMI	4	135	1
11/7/92	Troy Brown	Appalachian State	6	135	2
11/21/98	Jerrald Long	Wofford	5	134	2
11/7/92	Ricky Carter	Appalachian State	9	134	1
12/19/01	Darius Watts	vs. East Carolina\$	7	133	2
9/9/89	Andre Motley	Morehead State	7	133	1
9/22/84	Brian Swisher	Furman	8	133	1
11/28/14	Tommy Shuler	Western Kentucky	10	132	1
11/22/14	Tommy Shuler	@ UAB	10	132	1
10/23/04	Josh Davis	Buffalo	12	132	1
11/10/01	Denero Marriott	@ Miami	7	132	1
10/13/01	Darius Watts	@ Buffalo	7	132	0
10/21/00	David Foye	Kent State	15	132	0
11/26/99	Nate Poole	Ohio	7	131	0
10/31/87	Mike Barber	@ UT-Chattanooga	6	131	2
9/28/91	Brian Dowler	Brown	7	130	2
11/11/89	Andre Motley	Western Carolina	8	130	2
12/3/88	Mike Barber	Furman	6	130	1
11/30/02	Denero Marriott	Ball State	10	129	0
10/15/16	Josh Knight	Florida Atlantic	9	128	1
10/6/12	Aaron Dobson	Tulsa	10	128	0
9/13/08	Darius Passmore	@ Memphis	6	128	1
11/30/02	Josh Davis	Ball State	8	128	0
10/30/93	Ricky Carter	@ The Citadel	9	128	1
11/21/09	Aaron Dobson	vs. SMU	4	127	2
10/24/87	Sean Doctor	VMI	9	127	2
10/26/02	Darius Watts	@ Central Michigan	6	126	1
9/18/99	Nate Poole	Bowling Green	7	126	2
9/1/05	Wilbur Hargrove	William & Mary	7	125	0
11/26/99	James Williams	Ohio	3	124	2
10/25/97	Randy Moss	Eastern Michigan	8	124	1
10/17/81	Darnell Richardson	@ William & Mary	9	124	1
10/6/12	Antavious Wilson	Tulsa	7	123	2
10/11/03	Darius Watts	Kent State	8	123	1
9/6/03	Josh Davis	@ Tennessee	6	123	1
11/11/00	Nate Poole	Miami	9	123	1
9/24/94	Tim Martin	West Virginia State	10	123	3
12/19/87	Sean Doctor	vs. NE Louisiana#	9	123	0
10/8/16	Michael Clark	@ North Texas	8	122	0
11/8/05	Hiram Moore	Southern Miss	8	122	1
8/30/03	Darius Watts	Hofstra	7	122	1
11/9/91	Brian Dowler	The Citadel	6	122	1
8/30/86	Mike Barber	West Virginia Tech	5	122	2
11/17/84	Brian Swisher	@ East Tennessee St.	3	122	1
9/15/12	Tommy Shuler	Ohio	13	121	0
10/5/00	Nate Poole	Western Michigan	9	121	1
10/10/87	Mike Barber	@ Louisville	11	121	1
9/21/13	Tommy Shuler	@ Virginia Tech	10	120	0
10/13/10	Aaron Dobson	UCF	5	119	2
9/25/10	Antavious Wilson	Ohio	7	119	2
9/5/09	Chuck Walker	Southern Illinois	10	119	0
10/28/00	John Cooper	@ Akron	4	119	1
9/12/92	Troy Brown	Eastern Illinois	6	119	0
11/19/88	Mike Barber	@ Youngstown State	11	119	2
11/8/86	Vincent Bodie	Appalachian State	3	119	0
10/4/69	Larry Carter	Northern Illinois	6	119	1
9/17/16	Josh Knight	Akron	7	118	2
9/17/88	Bruce Hammond	Eastern Kentucky	4	118	1
11/1/86	Bruce Hammond	UT-Chattanooga	4	118	1
10/8/88	Mike Barber	Furman#	8	117	1
9/10/88	Mike Barber	Ohio	5	117	0
11/28/87	Sean Doctor	James Madison#	9	117	2
11/9/85	Tim Lewis	East Tennessee State	8	117	1
9/1/01	Darius Watts	@ Florida	6	116	1
11/13/99	James Williams	@ Western Michigan	5	116	1
12/5/87	Mike Barber	Weber State#	8	116	1
10/18/86	Mike Barber	@ East Tennessee St.	4	116	1
10/27/84	Robert Surratt	@ UT-Chattanooga	9	116	1
9/6/14	Davonte Allen	Rhode Island	5	115	0
10/27/01	Josh Davis	Akron	4	115	1
10/5/00	Darius Watts	Western Michigan	6	115	0
11/7/87	Sean Doctor	@ Appalachian State	8	115	0
10/4/86	Mike Barber	@ VMI	4	115	0
11/14/13	Devon Smith	@ Tulsa	7	114	1
9/5/09	Cody Slate	Southern Illinois	9	114	2
11/5/04	Brad Bates	@ Akron	11	114	1
10/24/92	Troy Brown	UT-Chattanooga	6	114	2
9/29/84	Brian Swisher	@ Western Michigan	6	114	1
10/10/92	Will Brown	Furman	5	113	1
9/25/71	Lanny Steed	Xavier	8	113	0
11/7/15	Davonte Allen	@ Middle Tennessee	8	112	1
10/19/96	Tim Martin	Western Carolina	8	112	2
9/14/85	Randy Clarkson	Ohio	13	112	2
10/18/75	John Filliez	@ Villanova	11	112	0
10/20/12	Tommy Shuler	@ Southern Miss	11	111	2
8/30/08	Darius Passmore	Illinois State	4	111	2
11/23/02	Denero Marriott	@ Ohio	6	111	1
10/24/87	Bruce Hammond	VMI	3	111	1
10/25/14	Deon-Tay McManus	Florida Atlantic	4	110	0
11/26/11	Aaron Dobson	East Carolina	4	110	2
10/24/05	Hiram Moore	@ UCF	7	110	1
11/13/04	Josh Davis	@ Bowling Green	9	110	1
11/3/01	Denero Marriott	@ Kent State	8	110	0
9/6/03	Darius Watts	@ Tennessee	9	109	1
10/26/96	Randy Moss	@ Appalachian State	5	109	3
11/21/92	Troy Brown	@ East Tennessee St.	9	109	1
10/24/09	Chuck Walker	UAB	5	108	1
10/27/01	Denero Marriott	Akron	7	108	1
9/17/88	Mike Barber	Eastern Kentucky	5	108	0
11/15/14	Eric Frohnapfel	Rice	6	107	1
10/1/05	Hiram Moore	SMU	8	107	0
11/3/01	Darius Watts	@ Kent State	9	107	2
10/11/97	Randy Moss	Akron	6	107	2
10/22/88	Sean Doctor	UT-Chattanooga	7	107	2
10/28/11	Troy Evans	UAB	6	106	2
9/22/07	Darius Passmore	@ Cincinnati	7	106	1
9/5/98	James Williams	@ Akron	5	106	0
11/18/89	Eric Ihnat	@ Georgia Southern	6	106	1
10/17/87	Sean Doctor	East Tennessee State	8	106	0
10/13/84	Robert Surratt	Appalachian State	8	106	0
10/8/55	Len Hellyer	@ Western Michigan	6	106	2
11/14/13	Tommy Shuler	@ Tulsa	9	105	2
11/17/12	Tommy Shuler	Houston	9	105	1
10/21/07	Darius Passmore	Southern Miss	5	105	1
11/13/04	Brad Bates	@ Bowling Green	8	105	1
9/12/03	Darius Watts	Toledo	10	105	1
11/8/97	Mark Wicks	Bowling Green	4	105	2
9/3/88	Mike Barber	@ Morehead State	8	105	0
12/17/13	Gator Hoskins	vs. Maryland	6	104	2
9/24/11	Aaron Dobson	Virginia Tech	5	103	1
10/17/09	Cody Slate	@ West Virginia	10	102	0

RECEIVING RECORDS

100-Yard Receiving Games (By Date)

Date	Receiver	Opponent	Rec	Yards	TD
11/19/16	Deon-Tay McManus	@ FIU	10	151	1
10/15/16	Josh Knight	Florida Atlantic	9	128	1
10/8/16	Michael Clark	@ North Texas	8	122	0
10/1/16	Michael Clark	@ Pitt	4	147	1
9/17/16	Josh Knight	Akron	7	118	2
11/7/15	Davonte Allen	@ Middle Tennessee	8	112	1
10/31/15	Davonte Allen	@ Charlotte	12	232	1
12/23/14	Tommy Shuler	Northern Illinois\$	18	185	1
11/28/14	Tommy Shuler	Western Kentucky	10	132	1
11/22/14	Tommy Shuler	@ UAB	10	132	1
11/15/14	Eric Frohnappel	Rice	6	107	1
10/25/14	Deon-Tay McManus	Florida Atlantic	4	110	0
9/13/14	Davonte Allen	Ohio	5	137	2
9/13/14	Angelo Jean-Louis	Ohio	4	158	1
9/6/14	Davonte Allen	Rhode Island	5	115	0
12/17/13	Gator Hoskins	vs. Maryland\$	6	104	2
11/29/13	East Carolina	East Carolina	9	147	0
11/23/13	Gator Hoskins	@ FIU	6	137	3
11/14/13	Devon Smith	@ Tulsa	7	114	1
11/14/13	Tommy Shuler	@ Tulsa	9	105	2
11/9/13	Tommy Shuler	UAB	6	100	1
9/21/13	Tommy Shuler	@ Virginia Tech	10	120	0
11/23/12	Tommy Shuler	@ East Carolina	14	141	2
11/17/12	Tommy Shuler	Houston	9	105	1
10/20/12	Tommy Shuler	@ Southern Miss	11	111	2
10/6/12	Antavious Wilson	Tulsa	7	123	2
10/6/12	Aaron Dobson	Tulsa	10	128	0
9/29/12	Tommy Shuler	@ Purdue	19*	200	0
9/15/12	Tommy Shuler	Ohio	13	121	0
11/26/11	Aaron Dobson	East Carolina	4	110	2
10/28/11	Troy Evans	UAB	6	106	2
9/24/11	Aaron Dobson	Virginia Tech	5	103	1
10/13/10	Aaron Dobson	UCF	5	119	2
9/25/10	Antavious Wilson	Ohio	7	119	2
11/28/09	Antavious Wilson	@ UTEP	9	153	1
11/21/09	Aaron Dobson	vs. SMU	4	127	2
11/14/09	Antavious Wilson	Southern Miss	13	153	0
10/24/09	Chuck Walker	UAB	5	108	1
10/17/09	Cody Slate	@ West Virginia	10	102	0
9/5/09	Cody Slate	Southern Illinois	9	114	2
9/5/09	Chuck Walker	Southern Illinois	10	119	0
10/18/08	Darius Passmore	@ UAB	6	165	1
9/20/08	Darius Passmore	@ Southern Miss	9	139	1
9/13/08	Darius Passmore	Memphis	6	128	1
8/30/08	Darius Passmore	Illinois State	4	111	2
10/21/07	Darius Passmore	Southern Miss	5	105	1
10/12/07	Cody Slate	@ Tulsa	6	102	1
9/22/07	Darius Passmore	@ Cincinnati	7	106	1
9/15/07	Cody Slate	New Hampshire	11	177	1
11/11/06	Cody Slate	@ ECU	9	140	1
10/28/06	Cody Slate	Memphis	4	135	1
11/8/05	Hiram Moore	Southern Miss	8	122	1
10/1/05	Hiram Moore	SMU	8	107	0
10/24/05	Hiram Moore	UCF	7	110	1
9/1/05	Willbur Hargrove	William & Mary	7	125	0
11/13/04	Brad Bates	@ Bowling Green	8	105	1
11/13/04	Josh Davis	@ Bowling Green	9	110	1
11/5/04	Brad Bates	@ Akron	11	114	1
11/5/04	Josh Davis	@ Akron	15	197	1
10/23/04	Josh Davis	Buffalo	12	132	1
10/25/03	Darius Watts	@ Western Michigan	9	170	1
10/11/03	Josh Davis	Kent State	8	144	3
10/11/03	Darius Watts	Kent State	8	123	1
9/27/03	Josh Davis	@ Troy State	12	177	1
9/12/03	Darius Watts	Toledo	10	105	1
9/6/03	Josh Davis	@ Tennessee	6	123	1
9/6/03	Darius Watts	@ Tennessee	9	109	1
8/30/03	Darius Watts	Hofstra	7	122	1
12/18/02	Denero Marriott	vs. Louisville\$	10	137	2
12/7/02	Darius Watts	Toledo%	9	135	2
11/30/02	Denero Marriott	Ball State	10	129	0
11/30/02	Josh Davis	Ball State	8	128	0
11/23/02	Denero Marriott	@ Ohio	6	111	1
11/12/02	Darius Watts	Miami	9	149	3
11/2/02	Josh Davis	@ Akron	8	144	0
10/26/02	Darius Watts	@ Central Michigan	6	126	1
10/26/02	Josh Davis	@ Central Michigan	7	101	0
10/26/02	Denero Marriott	@ Central Michigan	9	100	1
10/12/02	Darius Watts	Buffalo	6	102	2
10/5/02	Denero Marriott	@ Kent State	9	101	0
9/12/02	Curtis Jones	@ Virginia Tech	11	164	0
8/31/02	Josh Davis	Appalachian State	11	264	2
12/19/01	Denero Marriott	vs. East Carolina\$	15	234	1
12/19/01	Darius Watts	vs. East Carolina\$	7	133	2
11/30/01	Denero Marriott	@ Toledo%	10	179	4
11/30/01	Darius Watts	@ Toledo%	9	101	0
11/17/01	Darius Watts	Ohio	10	136	4
11/10/01	Denero Marriott	@ Miami	7	132	1
11/10/01	Josh Davis	@ Miami	9	102	0
11/3/01	Denero Marriott	@ Kent State	8	110	0
11/3/01	Darius Watts	@ Kent State	9	107	2
10/27/01	Darius Watts	Akron	9	144	2
10/27/01	Josh Davis	Akron	4	115	1
10/27/01	Denero Marriott	Akron	7	108	1
10/20/01	Josh Davis	Central Michigan	10	175	1
10/20/01	Darius Watts	Central Michigan	9	183	1
10/13/01	Darius Watts	@ Buffalo	7	132	0
9/29/01	Darius Watts	Bowling Green	8	198	2
9/8/01	Darius Watts	Massachusetts	9	160	3
9/1/01	Darius Watts	@ Florida	6	116	1
11/11/00	Nate Poole	Miami	9	123	1
10/28/00	John Cooper	@ Akron	4	119	1
10/21/00	David Foye	Kent State	15	132	0
10/5/00	Nate Poole	Western Michigan	9	121	1
10/5/00	Darius Watts	Western Michigan	6	115	0
9/30/00	Lanier Washington	Buffalo	7	143	2
11/26/99	Nate Poole	Ohio	7	131	0
11/26/99	James Williams	Ohio	3	124	2
11/13/99	James Williams	@ Western Michigan	5	116	1
10/14/99	Nate Poole	Toledo	8	158	0
10/2/99	James Williams	@ Miami	4	164	2
9/25/99	Nate Poole	Temple	10	179	1
9/18/99	Nate Poole	Bowling Green	7	126	2
11/21/98	Jerrald Long	Wofford	5	134	2
9/12/98	James Williams	Troy State	3	147	1
9/5/98	James Williams	@ Akron	5	106	0
12/9/97	Randy Moss	Toledo%	7	170	3
11/15/97	Randy Moss	Ohio	7	101	1
11/8/97	Mark Wicks	Bowling Green	4	105	2
11/1/97	Randy Moss	@ Central Michigan	7	193	2
10/25/97	LaVorn Colclough	Eastern Michigan	12	159	1
10/25/97	Randy Moss	Eastern Michigan	8	124	1
10/18/97	Randy Moss	@ Miami	10	147	1
10/11/97	Randy Moss	Akron	6	107	2
9/27/97	Randy Moss	@ Ball State	13	205	3
9/13/97	Randy Moss	@ Kent State	8	216	3
9/6/97	Randy Moss	@ Army	5	186	2
12/21/96	Randy Moss	Montana#	9	220	4
11/30/96	Randy Moss	Delaware#	8	288*	3
11/16/96	Randy Moss	Furman	8	157	1
11/19/96	Randy Moss	East Tennessee State	6	155	1
10/26/96	Randy Moss	@ Appalachian State	5	109	3
10/19/96	Tim Martin	Western Carolina	8	112	2
10/12/96	Randy Moss	@ VMI	4	135	1
10/5/96	Tim Martin	Tennessee-Chattanooga	9	139	0
11/18/95	Tim Martin	Hofstra	6	160	1
9/9/95	Jermaine Wiggins	Tennessee Tech	5	102	0
12/3/94	Tim Martin	James Madison#	6	102	0
9/24/94	Tim Martin	West Virginia State	10	123	3
10/30/93	Ricky Carter	@ The Citadel	9	128	1
11/28/92	Ricky Carter	Eastern Kentucky#	6	138	0
11/21/92	Troy Brown	@ East Tennessee St.	9	109	1
11/7/92	Ricky Carter	Appalachian State	9	134	1
11/7/92	Troy Brown	Appalachian State	6	135	2
10/31/92	Troy Brown	@ Western Carolina	10	160	2
10/24/92	Troy Brown	UT-Chattanooga	6	114	2
10/17/92	Troy Brown	@ The Citadel	5	102	0
10/10/92	Will Brown	Furman	5	113	1
9/12/92	Troy Brown	Eastern Illinois	6	119	0
12/21/91	Ricardo Clark	Youngstown State#	8	154	1
12/7/91	Brian Dowler	Northern Iowa#	7	186	3
11/16/91	Brian Dowler	VMI	7	191	2
11/16/91	Troy Brown	VMI	7	248	3
11/9/91	Brian Dowler	The Citadel	6	122	1
9/28/91	Brian Dowler	Brown	7	130	2
11/17/90	Ricardo Clark	@ Western Carolina	7	153	1
10/10/90	Andre Motley	Tennessee-Chattanooga	12	262	0
11/18/89	Eric Ihnat	@ Georgia Southern	6	106	1
11/11/89	Andre Motley	Western Carolina	8	130	2
10/28/89	Percy Moorman	VMI	3	146	1
10/21/89	Percy Moorman	@ Eastern Kentucky	6	172	1
9/9/89	Andre Motley	Morehead State	7	133	1
12/3/88	Mike Barber	Furman	6	130	1
11/19/88	Mike Barber	@ Youngstown State	11	119	2
10/22/88	Sean Doctor	UT-Chattanooga	7	107	2
10/15/88	Mike Barber	@ East Tennessee St.	12	222	2
10/8/88	Mike Barber	Furman#	8	117	1
9/17/88	Mike Barber	Eastern Kentucky	5	108	0
9/17/88	Bruce Hammond	Eastern Kentucky	4	118	1
9/10/88	Mike Barber	Ohio	5	117	0
9/3/88	Mike Barber	@ Morehead State	8	105	0
12/19/87	Mike Barber	vs. NE Louisiana#	9	195	1
12/19/87	Sean Doctor	vs. NE Louisiana#	9	123	0
12/5/87	Mike Barber	Weber State#	8	116	1
11/28/87	Sean Doctor	James Madison#	9	117	2
11/14/87	Mike Barber	Western Carolina	14	180	1
11/14/87	Sean Doctor	Western Carolina	9	163	1
11/7/87	Sean Doctor	@ Appalachian State	8	115	0
10/31/87	Mike Barber	@ UT-Chattanooga	6	131	2
10/24/87	Sean Doctor	VMI	9	127	2
10/24/87	Bruce Hammond	VMI	3	111	1
10/17/87	Sean Doctor	East Tennessee State	8	106	0
10/10/87	Mike Barber	@ Louisville	11	121	1
10/3/87	Mike Barber	@ Furman	8	143	1
9/19/87	Mike Barber	@ Eastern Kentucky	10	180	1
9/5/87	Mike Barber	Morehead State	5	170	1
11/8/86	Vincent Bodie	Appalachian State	3	119	0
11/1/86	Mike Barber	UT-Chattanooga	12	201	2
11/1/86	Bruce Hammond	UT-Chattanooga	4	118	1
10/25/86	Mike Barber	Davidson	9	164	2
10/18/86	Mike Barber	@ East Tennessee St.	4	116	1
10/4/86	Mike Barber	@ VMI	4	115	0
9/13/86	Mike Barber	@ Ohio	7	137	0
8/30/86	Mike Barber	West Virginia Tech	5	122	2
11/9/85	Tim Lewis	East Tennessee State	8	117	1
9/14/85	Randy Clarkson	Ohio	13	112	2
11/17/84	Brian Swisher	@ East Tennessee St.	3	122	1
11/17/84	Tim Lewis	@ East Tennessee St.	8	101	1
10/27/84	Robert Surratt	@ UT-Chattanooga	9	116	1
10/13/84	Robert Surratt	Appalachian State	8	106	0
9/29/84	Brian Swisher	@ Western Michigan	6	114	1
9/22/84	Brian Swisher	Furman	8	133	1
9/22/84	Danny Abercrombie	Furman	11	141	2
9/15/84	Tim Lewis	Eastern Michigan	11	156	1
9/1/84	Tim Lewis	West Virginia Tech	9	142	0
10/17/81	Darnell Richardson	@ William & Mary	9	124	1
10/18/75	John Filliez	@ Villanova	11	112	0
10/9/71	Lanny Steed	Northern Illinois	7	159	1
9/25/71	Lanny Steed	Xavier	8	113	0
11/22/69	Larry Carter	Ohio	12	156	2
10/4/69	Larry Carter	Northern Illinois	6	119	1
10/10/64	Bob Pruett	Buffalo	6	193	2
11/3/63	Jim Cure	@ Ohio	6	101	0
10/13/63	Jim Cure	@ Kent State	7	157	2
10/8/55	Len Hellyer	@ Western Michigan	6	106	2

Marshall has had two players surpass 100 yards receiving in the same game 20 times and three players surpass 100 yards in a game twice.
 * School Record, \$ Bowl Game, % MAC Championship Game
 # Division I-AA Playoff Game

TOTAL OFFENSE RECORDS



▲ Chad Pennington is second in Marshall history with 13,048 yards from 1995-1999.

Team Total Offense Records

Plays

Game: 108 vs. Western Carolina, 1987

Season: 1,161 (1987)

Net Yards

Game: 789 vs. VMI, 1991

Season: 7,829 (2014)

Net Yards Per Play

Game: 12.7 vs. VMI, 1991 (789 yards/62 plays)

Season: 7.86 (1999)

Average Total Offense Yards

Season: 559.2 (2014)

Individual Total Offense Records

Plays

Game: 74 by Michael Payton vs. Western Carolina, 1992 (67 pass, 7 rush);

82* by Byron Leftwich vs. East Carolina, 2001 GMAC Bowl (70 p, 12 r)

Season: 4,737 by Tony Petersen, 1987 (4,902 pass, -165 rush)

Career: 2,145 by Rakeem Cato, 2011-14 (1,838 pass, 307 rush)

Net Yards

Game: 497 by Chase Litton at Charlotte, 2015 (486 p, 11 r)

566* by Byron Leftwich vs. East Carolina, 2001 GMAC Bowl (576 p, -10 r)

Season: 4,737 by Tony Petersen, 1987 (4,902 pass, -165 rush)

Career: 14,918 Rakeem Cato, 2011-14 (14,079 pass, 839 rush)

Net Yards Per Play


Game: 17.0 by Michael Payton vs. VMI, 1991 (29 plays, 493 yards)

*In 2001, the NCAA did not recognize statistics from bowl games

Year-by-Year Leaders (Bold* indicates school record)

Year	Name, Class	Plays	Rush-Pass	Total	Avg/play	TDR
2016	Chase Litton, So.	405	-133-2,612	2,479	6.1	25
2015	Chase Litton, Fr.	431	44-2,605	2,649	6.1	23
2014	Rakeem Cato, Sr.	545	482-3,903	4,385	8.0	48*
2013	Rakeem Cato, Jr.	598	294-3,916	4,210	7.0	45*
2012	Rakeem Cato, So.	661	31-4,201	4,232	6.4	38
2011	Rakeem Cato, Fr.	361	32-2,059	2,091	5.8	15
2010	Brian Anderson, Sr.	396	90-2,358	2,448	6.1	20
2009	Brian Anderson, Jr.	462	20-2,646	2,666	5.7	15
2008	Mark Cann, Fr.	342	(-40-1,767)	1,727	5.2	15
2007	Bernard Morris, Sr.	528	488-3,149	3,637	6.9	21
2006	Bernard Morris, Jr.	270	324-1,346	1,670	6.2	10
2005	Bernard Morris, So.	291	256-1,121	1,377	4.7	10
2004	Stan Hill, Sr.	457	(-92-2,387)	2,295	5.0	18
2003	Stan Hill, Jr.	221	21-1,767	1,788	8.1	17
2002	Byron Leftwich, Sr.	528	-1-4,267	4,266	8.1	33
2001	Byron Leftwich, Jr.	534	92-4,132	4,224	7.9	40
2000	Byron Leftwich, So.	539	83-3,358	3,441	6.4	22
1999	Chad Pennington, Sr.	461	103-3,799	3,902	8.4	39
1998	Chad Pennington, Jr.	484	(-26-3,419)	3,393	7.0	25
1997	Chad Pennington, So.	483	(-59-3,480)	3,421	7.1	40
1996	Eric Kresser, Sr.	411	(-141-3,407)	3,266	7.9	36
1995	Chad Pennington, Fr.	422	(-113-2,445)	2,332	5.5	15
1994	Todd Donnan, Sr.	435	(-3-3,019)	3,016	6.9	34
1993	Todd Donnan, Jr.	463	(-36-2,591)	2,555	5.5	13
1992	Michael Payton, Sr.	516	134-3,610	3,744	7.3	35
1991	Michael Payton, Jr.	442	99-3,392	3,491	7.9	28
1990	Michael Payton, So.	457	44-2,409	2,453	5.4	19
1989	John Gregory, Sr.	437	(-27-2,778)	2,751	6.3	27
1988	John Gregory, Jr.	469	(-193-3,127)	2,934	6.3	21
1987	Tony Petersen, Sr.	687*	(-165-4,902*	4,737*	6.9	36
1986	Tony Petersen, Jr.	237	(-68-1,599)	1,531	6.5	8
1985	Carl Fodor, Sr.	458	(-124-2,438)	2,314	5.1	15
1984	Carl Fodor, Jr.	444	(-112-2,888)	2,776	6.3	26
1983	Larry Fourquean, Sr.	204	899-0	899	4.3	2
1982	Ted Carpenter, So.	161	(-111-549)	538	3.3	4
1981	Larry Fourquean, So.	198	843-0	843	4.3	2
1980	Tony Konopka, Fr.	218	66-605	671	3.1	5
1979	Ron Lear, Fr.	242	1162-12	1,174	4.8	6
1978	Danny Wright, So.	284	652-469	1,121	3.9	6
1977	Bud Nelson, Jr.	268	145-1,187	1,332	4.9	13
1976	Bud Nelson, So.	369	293-991	1,284	3.4	11
1975	Bud Nelson, Fr.	339	382-972	1,354	3.9	8
1974	Bob Tracey, Fr.	108	408-0	408	3.8	3
1973	Reggie Oliver, Sr.	290	260-1,058	1,318	4.5	8
1972	Reggie Oliver, Jr.	263	(-58-993)	935	3.5	5
1971	Reggie Oliver, So.	241	12-835	847	3.5	3
1970	Ted Shoebridge, Jr.	262	114-1,000	1,114	4.2	8
1969	Ted Shoebridge, So.	340	136-1,620	1,756	5.1	19
1968	John Oertel, Jr.	261	(-148-1,251)	1,103	4.2	11
1967	Charlie Jones, Jr.	160	535-0	535	3.3	2
1966	Andrew Socha, Sr.	151	735-0	735	4.9	4
1965	Mickey Jackson, Jr.	186	704-0	704	3.7	16
1964	Howard Lee Miller, Jr.	207	(-55-962)	907	4.3	3
1963	Howard Lee Miller, So.	206	45-993	1,038	5.0	5
1962	Bob Hamlin, Sr.	271	166-1,104	1,270	4.7	7
1961	Ralph May, Sr.	158	117-503	620	3.9	5
1960	Ralph May, Jr.	141	20-508	528	3.7	2
1959	Jim Maddox, Sr.	180	310-380	690	3.8	6
1958	Bob Wagner, Sr.	86	196-287	483	5.6	7
1957	Bob Wagner, Jr.	136	277-459	736	5.4	10
1956	Bill Zban, Sr.	100	9-517	526	5.3	6
1955	Len Hellyer, Jr.	84	737-0	737	8.8	8
1954	Fred Freeman, So.	109	606-0	606	5.5	4
1953	John Chmara, Sr.	136	(-51-705)	654	4.8	6
1952	Ogden Thomas, Sr.	170	N/A-935	935	5.5	N/A
1951	Ogden Thomas, Jr.	190	174-793	967	5.1	9
1950	Ed Prelaz, So.	117	543-0	543	4.6	0

TOTAL OFFENSE RECORDS



▲ Franklin "Butchie" Wallace posted nine 100-yard rushing games in his career and ranks 18th all-time in total offense.

Top Single-Season Performances

Total Offense (Top 20)

1.	4,737	Tony Petersen	1987
2.	4,385	Rakeem Cato	2014
3.	4,267	Byron Leftwich	2002
4.	4,232	Rakeem Cato	2012
5.	4,224	Byron Leftwich	2001
6.	4,210	Rakeem Cato	2013
7.	3,902	Chad Pennington	1999
8.	3,744	Michael Payton	1992
9.	3,637	Bernard Morris	2007
10.	3,491	Michael Payton	1991
11.	3,421	Chad Pennington	1997
12.	3,393	Chad Pennington	1998
13.	3,358	Byron Leftwich	2000
14.	3,206	Eric Kresser	1996
15.	3,016	Todd Donnan	1994
16.	2,776	Carl Fodor	1984
17.	2,751	John Gregory	1989
18.	2,666	Brian Anderson	2009
19.	2,649	Chase Litton	2015
20.	2,555	Todd Donnan	1993

Top Career Performances


Total Offense (Top 20)

1.	14,918	Rakeem Cato	2011-14
2.	13,048	Chad Pennington	1995-99
3.	12,084	Byron Leftwich	1998-02
4.	9,704	Michael Payton	1989-92
5.	7,057	Todd Donnan	1991-94
6.	6,720	John Gregory	1986-89
7.	6,705	Bernard Morris	2004-07
8.	6,377	Carl Fodor	1982-85
9.	6,268	Tony Petersen	1986-87
10.	5,924	Chris Parker	1991-95
11.	5,508	Brian Anderson	2007-10
12.	5,128	Chase Litton	2015-present
13.	4,705	Stan Hill	2001-04
14.	4,203	Bud Nelson	1975-78
15.	4,016	Doug Chapman	1995-99
16.	3,903	Ron Darby	1986-89
17.	3,900	Jackie Hunt	1939-41
18.	3,268	Eric Kresser	1996
19.	3,100	Reggie Oliver	1971-73
20.	2,884	Darius Marshall	2007-09



▲ Ron Darby led the Herd rushing attack in 1987 and 1988.

ALL-PURPOSE YARDS



▲ Troy Brown, a three-time Super Bowl champion with the New England Patriots, is the Marshall single-season all-purpose yards record holder.

Individual All-Purpose Records

All-Purpose Attempts

Game: 54 by Ron Darby vs. Western Carolina, 1988 (47 rush, 4 rec, 3 kick ret)

Season: 371 by Chris Parker, 1995 (349 rush, 21 rec, 1 kick ret)

Career: 1,200 by Chris Parker, 1992-1995 (1,119 rush, 80 rec, 11 kick ret)

All-Purpose Yards

Game: 348 by Randy Moss vs. Delaware, 1996 (288 rec, 60 kick return)

Season: 2,641 by Troy Brown, 1992

Career: 7,145 by Chris Parker, 1992-1995

Top Single-Season Performances

All-Purpose Yards (Top 10) (Rush, Receiving, Punt & Kick Return)

1.	2,639	Troy Brown (158-1,652-200-629)	1992
2.	2,178	Randy Moss (2-1,647-266-263)	1997
3.	2,350	Randy Moss (29-1,709-0-612)	1996
4.	2,251	Chris Parker (1,750-340-0-161)	1993
5.	2,204	Chris Parker (1,728-411-0-65)	1994
6.	2,148	Ron Darby (1,506-191-0-451)	1987
7.	2,028	Chris Parker (1,833-171-0-24)	1995
8.	1,983	Darius Marshall (1,095-98-790)	2008
9.	1,899	Troy Brown (21-882-421-575)	1991
10.	1,890	Mike Barber (12-1,757-10-111)	1987

Top Career Performances

All-Purpose Yards (Top 10) (Rush, Receiving, Punt & Kick Return)

1.	7,145	Chris Parker	1992-95
2.	5,747	Ron Darby	1986-89
3.	5,062	Tim Martin	1993-96
4.	4,933	Darius Marshall	2007-09
5.	4,790	Doug Chapman	1996-99
6.	4,528	Randy Moss	1996-97
7.	4,480	Troy Brown	1991-92
8.	4,473	Darius Watts	2000-03
9.	4,466	Mike Barber	1985-88
10.	4,279	Josh Davis	2001-04

Year-by-Year Leaders (Bold* indicates school record)

Year	Name, Class	Games	Yards	Avg
2016	Keion Davis, So.	12	1,128	125.3
2015	Deandre Reaves, Sr.	13	1,602	123.2
2014	Devon Johnson, Jr.	13	1,888	145.2
2013	Essray Taliaferro, Sr.	14	1,314	93.9
2012	Tommy Shuler, So.	12	1,153	96.1
2011	Andre Booker, Jr.	13	1,132	87.1
2010	Troy Evans, Jr.	12	1,094	91.2
2009	Darius Marshall, Jr.	10	1,644	164.4
2008	Darius Marshall, So.	12	1,983	165.2
2007	Darius Marshall, Fr.	12	1,306	108.8
2006	Ahmad Bradshaw, Jr.	12	1,658	138.2
2005	Ahmad Bradshaw, So.	11	1,378	125.3
2004	Ahmad Bradshaw, Fr.	10	1,079	107.9
2003	Earl Charles, Jr.	12	1,545	128.8
2002	Josh Davis, So.	13	1,304	100.3
2001	Darius Watts, So.	12	1,456	121.3
2000	Darius Watts, Fr.	11	871	79.2
1999	James Williams, Sr.	12	1,379	114.9
1998	Doug Chapman, Jr.	12	1,409	117.4
1997	Randy Moss, So.	12	2,176	181.3*
1996	Randy Moss, Fr.	15	2,350	156.7
1995	Chris Parker, Sr.	15	2,028	135.2
1994	Chris Parker, Jr.	14	2,204	157.4
1993	Chris Parker, So.	15	2,251	150.1
1992	Troy Brown, Sr.	15	2,641*	176.1
1991	Troy Brown, Jr.	15	1,839	122.6
1990	Ricardo Clark, Sr.	11	1,101	100.1
1989	Ron Darby, Sr.	11	1,180	107.3
1988	Ron Darby, Jr.	13	1,675	128.9
1987	Ron Darby, So.	15	2,148	143.2
1986	Mike Barber, Jr.	11	1,234	112.2
1985	Randy Clarkson, Sr.	11	795	72.3
1984	Robert Surratt, Sr.	11	1,105	100.5
1983	Larry Fourquean, Sr.	11	1,018	92.2
1982	Gilbert Orr, Sr.	11	549	49.9
	Tony Stott, Jr.	11	549	49.9
1981	Larry Fourquean, So.	11	884	80.4
1980	Larry Fourquean, Fr.	11	729	66.3
1979	Ron Lear, Fr.	11	1,182	107.5
1978	Ray Crisp, Sr.	6	655	109.2
1977	Ray Crisp, Jr.	11	1,555	141.4
1976	Mike Bailey, So.	11	862	78.4
1975	Ray Crisp, Fr.	11	1,234	112.2
1974	Ned Burks, Sr.	11	788	71.6
1973	Bob Tracey, Fr.	11	1,018	92.5
1972	Jim Mercer, Fr.	11	445	40.5
1971	Lanny Steed, So.	11	515	46.8

All-Purpose Yards Per Game - Career

1.	167.7	Randy Moss (27 games - 4,528 yards)	1996-97
2.	149.3	Troy Brown (30 games - 4,480 yards)	1991-92
3.	145.1	Darius Marshall (34 games - 4,933 yards)	2007-09
4.	124.8	Ahmad Bradshaw (33 games - 4,119 yards)	2004-06
5.	120.9	Chris Parker (59 games - 7,134 yards)	1992-95
6.	117.3	Ron Darby (49 games - 5,747 yards)	1986-89
7.	116.8	John Hurst (10 games - 1,168 yards)	1969
8.	102.7	Earl Charles (24 games - 2,464 yards)	2003-04
9.	101.8	Ray Crisp (39 games - 3,970 yards)	1975-78
10.	99.9	Doug Chapman (48 games - 4,790 yards)	1996-99
11.	95.2	Darius Watts (47 games - 4,473 yards)	2000-03
12.	91.1	James Williams (24 games - 2,186 yards)	1998-99
13.	90.4	Tim Martin (56 games - 5,062 yards)	1993-96
14.	89.3	Mike Barber (50 games - 4,466 yards)	1985-88
15.	87.3	Josh Davis (49 games - 4,279 yards)	2001-04
16.	82.2	C.W. Geiger (17 games - 1,397 yards)	1977-78
17.	80.1	Orlando Hatchett (43 games - 3,446 yards)	1989-92
18.	80.7	Darius Passmore (23 games - 1,856 yards)	2007-08
19.	79.1	Mickey Jackson (30 games - 2,372 yards)	1964-66

PUNTING RECORDS



▲ Pat Velarde has the second-highest career average per punt (43.4 yards per punt).

Team Punting Records

Punts

Game: 14 vs. Cincinnati, 1938; vs. Western Michigan, 1972

Season: 90 (1985)

Punting Yardage

Game: 598 vs. Cincinnati, 1938; vs. Louisville, 1968

Average Per Punt

Game: 63.0 at Toledo, 2001

Season: 45.1 (1994); 37 punts

Opponents Punts Blocked

Season: 3 (1973; 1987)

Individual Punting Records

Punts

Game: 14 by Bob Eshbaugh vs. Western Michigan, 1972

Season: 88 by Mike Salmons, 1985

Career: 280 by Kase Whitehead, 2008-11

Highest Average Per Punt

Game: 63.0 by Curtis Head at Toledo, 2001

Season: 45.2 by Tyler Williams, 2012

Career: 43.9 by Tyler Williams, 2012-15

Longest Punt

Game: 79 by John Arnold vs. Temple, 1974

Yards

Game: 562 (12 punts) by Tyler Williams at Kent State, 9/26/15

Season: 3,337 (88 punts) by Mike Salmons, 1985

Career: 11,080 (280 punts) by Kase Whitehead, 2008-11

Top Single-Season Performances

Punts (Top 10)

1.	88	Mike Salmons	1985
2.	79	George Hummel	1967
3.	73	Bob Eshbaugh	1971
	73	John Huth	1979
5.	70	Kaare Vedvik	2016
	70	Tyler Williams	2015
	70	Charlie Perry	1976
8.	68	Mike Salmons	1984
	68	Travis Colquitt	1993
10.	66	Brian Dowler	1991

Punting Average (Top 10)

1.	45.2	Tyler Williams	2012
2.	45.1	Travis Colquitt	1994
3.	44.6	Pat Velarde	1983
4.	44.5	Chris Hanson	1996
5.	44.4	Tyler Williams	2015
	44.4	Curtis Head	2001
6.	44.1	Tyler Williams	2014
6.	44.1	Bob Hartley	1949
8.	43.1	Curtis Head	2002
9.	42.3	Pat Velarde	1982
10.	42.2	Tyler Williams	2013
	42.2	Kenny Wheeler	1950

Year-by-Year Leaders (Bold* indicates school record)

Year	Name, Class	No	Yards	Avg
2016	Kaare Vedvik, Jr.	70	2,800	40.0
2015	Tyler Williams, Sr.	70	3,108	44.4
2014	Tyler Williams, Jr.	42	1,851	44.1
2013	Tyler Williams, So.	56	2,366	42.2
2012	Tyler Williams, Fr.	43	1,943	45.2*
2011	Kase Whitehead, Sr.	76	3,044	40.1
2010	Kase Whitehead, Jr.	78	3,129	40.1
2009	Kase Whitehead, So.	63	2,469	39.2
2008	Kase Whitehead, Fr.	63	2,438	38.7
2007	Anthony Binswanger, Sr.	44	1,742	39.6
2006	Ian O'Connor, Sr.	37	1,520	41.1
2005	Marty Biagi, Fr.	61	2,343	38.4
2004	Ian O'Connor, So.	64	2,586	40.4
2003	Ben Lewis, Sr.	24	824	34.3
	Klint Rose, Fr.	22	848	38.5
2002	Curtis Head, Sr.	42	1,809	43.1
2001	Curtis Head, Jr.	45	1,996	44.4
2000	Curtis Head, So.	60	2,444	40.7
1999	Curtis Head, Fr.	48	1,974	41.1
1998	Chris Hanson, Sr.	52	1,966	37.8
1997	Chris Hanson, Jr.	53	2,127	40.1
1996	Chris Hanson, So.	52	2,312	44.5
1995	Chris Hanson, Fr.	63	2,352	37.3
1994	Travis Colquitt, Sr.	37	1,668	45.1
1993	Travis Colquitt, Jr.	68	2,725	40.1
1992	Travis Colquitt, So.	43	1,727	40.2
1991	Brian Dowler, Sr.	66	2,615	39.6
1990	Brian Dowler, Jr.	56	2,173	38.8
1989	J.R. McVicker, Sr.	45	1,769	39.3
1988	Gregg Supsura, So.	63	2,187	34.7
1987	Todd Fugate, Sr.	60	2,345	39.1
1986	Todd Fugate, Jr.	59	2,270	38.5
1985	Mike Salmons, Sr.	88*	3,337*	37.9
1984	Mike Salmons, Jr.	68	2,755	40.5
1983	Pat Velarde, Sr.	64	2,853	44.6
1982	Pat Velarde, Jr.	66	2,791	42.3
1981	Terry Echols, So.	49	1,523	31.1
1980	Terry Echols, Fr.	58	2,054	35.4
1979	John Huth, So.	73	2,751	37.7
1978	John Huth, Fr.	63	2,458	39.0
1977	Charlie Perry, So.	56	2,051	36.6
1976	Charlie Perry, Fr.	70	2,526	36.1
1975	John Arnold, So.	36	1,278	35.5
1974	Bob Eshbaugh, Sr.	52	1,986	38.2
1973	Bob Eshbaugh, Jr.	61	2,262	37.1
1972	Bob Eshbaugh, So.	50	1,785	35.7
1971	Bob Eshbaugh, Fr.	73	2,740	37.5
1970	Marcelo Lajterman, So.	60	2,319	38.6
1969	Skipper Williams, Sr.	68	2,607	38.3
1968	Skipper Williams, Jr.	61	2,492	40.8
1967	George Hummel, Jr.	79	2,596	32.9
1966	George Hummel, So.	53	1,851	34.9
1965	Jack Rowe, So.	43	1,407	32.7
1964	John Bentley, Sr.	51	1,825	35.8
1963	Richard Fillmore, Sr.	45	1,666	37.5
1962	John Griffin, Jr.	41	1,443	35.2
1961	Richard Thomas, Sr.	58	1,834	31.6
1960	Richard Thomas, Jr.	51	1,586	31.0
1959	Bob Wilson, Sr.	25	889	35.5
1958	Paul Miller, Jr.	22	780	35.4
1957	Cagle Curtis, Sr.	23	716	31.1
1956	George Templin, Sr.	20	719	35.9
1955	George Templin, Jr.	19	665	35.0
1954	George Templin, So.	6	236	39.3
1953	Paul Long, Sr.	38	1,381	36.3
1952	Paul Long, Jr.	46	1,156	33.8
1951	Kenneth Wheeler, Sr.	36	1,207	33.5
1950	Kenneth Wheeler, Jr.	45	1,901	42.2

SCORING RECORDS

Team Scoring Records

Total Points

Game: 101 vs. Kentucky Wesleyan, 1916

Season: 658 (1996)

Touchdowns

Game: 15 vs. Kentucky Wesleyan, 1916

Season: 87 (1996)

PAT Kicks Made

Game: 10 vs. Morehead State, 1991; vs. Wilmington, 1914

Season: 83 (2014/83-of-83)

Field Goals Made

Game: 4 vs. East Tennessee State, 1993; vs. The Citadel, 1995; vs. Miami, 1999; vs. Louisiana Tech, 2014

Season: 19 (1988/19-of-27); 1993 (19-of-25); 1995 (19-of-27)

Two-Point Conversions

Season: 5 (1962)

Largest Margin of Victory

Game: 101-0 vs. Kentucky Wesleyan, 1916

Largest Non-Shutout Victory

Game: 71-7 vs. Morehead State, 1994

Worst Non-Shutout Defeat

Game: 92-15 vs. West Virginia, 1915

Worst Shutout Loss

Game: 94-0 vs. Denison, 1917

Most Points Scored in Defeat

Game: 66 vs. Western Kentucky (67-66, OT, 2014)

Regulation: 42 vs. Louisiana-Monroe (43-42, 1987 I-AA Championship Game)

Fewest Points in Victory

Game: 3 vs. Muskingum (3-0), 1924

Most Points in a Tie

Game: 26-26 vs. Wofford, 1953

Least Points in Tie

Game: 0-0 (first in 1895 vs. Kingsbury High School)

Most Points Combined by Both Teams

Game: 133 vs. Western Kentucky, 2014, 67-66 Loss;

Fewest Points Scored

Season: 0 (1920), 8 games

Fewest Points Allowed

Season: 0 (1901), 3 games

Most Points Allowed

Season: 517 (2012)

Individual Scoring Records

Total Points

Game: 38 by Doug Freutal vs. Greenbrier Military Academy, 1919

Season: 174 by Randy Moss, 1996

Career: 418 by Chris Parker, 1992-95

Touchdowns

Game: 6 by Wilbur Fisher vs. Kentucky Wesleyan, 1916

Season: 29 by Randy Moss, 1996

Career: 71 by Chris Parker, 1992-95

PAT Kicks Made

Game: 10 by Dewey Klein vs. Morehead State, 1991;

by William Nagle vs. Wilmington, 1914

Season: 82 by Tim Openlander, 1996 and Justin Haig, 2014

Career: 220 by Justin Haig, 2011-14

Field Goals Made

Game: 4 by David Merrick vs. East Tennessee State, 1993;

by Tim Openlander vs. The Citadel, 1995; by Billy Malashevich vs. Miami, 1999; by Justin Haig, 2014

Season: 19 by Dewey Klein, 1988 (19-of-27);

by David Merrick, 1993 (19-of-25); by Tim Openlander, 1995 (19-of-27)

Career: 54 by Dewey Klein, 1988-1991 (54-of-77)

Consecutive Field Goals Made

Career: 16 by Craig Ratanamorn (last 2 of 2008, first 14 of 2009)

Season: 14 by Craig Ratanamorn, 2009

Year-by-Year Leaders (Bold* indicates school record)

Year	Name, Class	TD	PAT	2-PT	FG	TP
2016	Amoreto Curraj, Jr.	0	39	0	4	51
2015	Nick Smith, So.	0	48	0	18	102
2014	Justin Haig, Sr.	0	82*	0	17	133
2013	Justin Haig, Jr.	0	77	0	11	110
2012	Justin Haig, So.	0	60	0	13	99
2011	Aaron Dobson, Jr.	12	0	0	0	72
2010	Tyler Warner, Jr.	0	31	0	5	46
2009	Craig Ratanamorn	0	34	0	15	79
2008	Darius Passmore, Sr.	8	0	0	0	48
	Cody Slate, Jr.	8	0	0	0	48
2007	Anthony Binswanger, Sr.	0	33	0	13	72
2006	Ahmad Bradshaw, Jr.	21	0	0	0	126
2005	Ahmad Bradshaw, So.	10	0	0	0	60
2004	Ian O'Connor, So.	0	31	0	14	73
2003	Earl Charles, Jr.	12	0	0	0	72
2002	Curtis Head, Sr.	0	49	0	16	97
2001	Darius Watts, So.	18	0	2*	0	112
2000	J.R. Jenkins, Sr.	0	40	0	14	82
1999	James Williams, Sr.	14	0	0	0	84
1998	Doug Chapman, Jr.	18	0	1	0	110
1997	Randy Moss, So.	25	0	1	0	152
1996	Randy Moss, Fr.	29*	0	0	0	174*
1995	Tim Openlander, Jr.	0	58	0	19*	115
1994	Chris Parker, Jr.	24	0	1	0	146
1993	Chris Parker, So.	24	0	0	0	144
1992	Troy Brown, Sr.	19	0	1	0	116
1991	Dewey Klein, Sr.	0	61	0	15	106
1990	Dewey Klein, Jr.	0	34	0	8	58
1989	Dewey Klein, So.	0	32	0	12	68
1988	Dewey Klein, Fr.	0	41	0	19*	98
1987	Ron Darby, So.	16	0	0	0	96
1986	Kevin Gault, Jr.	0	34	0	10	64
1985	John Mitchell, Fr.	0	23	0	10	53
1984	Robert Surratt, Sr.	10	0	0	0	60
1983	Scott LaTulipe, Jr.	0	25	0	8	49
1982	Scott LaTulipe, So.	0	9	0	10	39
1981	Darnel Richardson, Sr.	3	0	1	0	20
1980	Barry Childers, Fr.	0	9	0	14	51
1979	Ron Lear, Fr.	6	0	0	0	36
1978	Todd Elwood, Jr.	4	0	0	0	24
1977	C.W. Geiger, Jr.	6	0	2*	0	40
	Todd Elwood, So.	6	0	2*	0	40
1976	Ed Hamrick, So.	0	10	0	7	31
1975	John Filliez, Jr.	7	0	0	0	42
1974	Ned Burks, Sr.	5	0	1	0	32
1973	Jon Lockett, So.	9	0	0	0	54
1972	Larry McCoy, Fr.	0	12	0	3	21
1971	Dave Walsh, So.	2	0	0	0	12
	Felix Jordan, Jr.	2	0	0	0	12
1970	Marcelo Lajterman, So.	0	15	0	7	36
1969	John Hurst, Sr.	5	23	0	4	65
1968	Jeff Terns, Jr.	7	0	0	0	42
1967	3 Tied with 12 (Charlie Jones, Jim Shook, and George Riggs)					
1966	Mickey Jackson, Sr.	8	0	1	0	50
1965	Mickey Jackson, Jr.	16	0	0	0	96
1964	Jack Mahone, Sr.	9	0	0	0	54
1963	Jack Mahone, Jr.	5	0	1	0	32
1962	4 Tied with 18					
1961	Millard Fleming, Jr.	3	0	0	0	18
	Jasper Wright, Jr.	3	0	0	0	18
1960	Jasper Wright, So.	3	0	0	0	18
1959	Jim Maddox, Sr.	5	0	1	0	32
1958	Bob Wagner, Sr.	4	0	2*	0	28
1957	Raymon Dunlap, Sr.	5	0	0	0	30
1956	Cagle Curtis, Sr.	5	0	0	0	30
1955	Raymond Dunlap, Jr.	6	0	0	0	36
1954	Len Hellyer, Jr.	11	0	0	0	66
1953	Don Adkins, So.	9	0	0	0	54
1952	Jim Swierczek, Sr.	6	0	0	0	36
1951	John Vaglianti, Sr.	9	0	0	0	54
1950	Frank Mazza, Jr.	4	0	0	0	24
1949	Marvin Wetzell, So.	18	0	0	0	108
1948	Courtney Driscoll, Sr.	12	0	0	0	72
1947	Jackie Hunt, Jr.	27	0	0	0	162
1946	Boot Elkins, Jr.	15	0	0	0	90
1945	John Zontini, Sr.	6	3	0	0	39
1944	John Zontini, Jr.	7	0	0	0	35
1943	John Zontini, So.	7	0	0	0	35
1942	John Zontini, Fr.	7	0	0	0	42
1941	Tom Stark, Sr.	11	0	0	0	66
1940	Ramey Hunter, Fr.	5	0	0	0	30
1939	Tom Stark, So.	12	0	0	0	72
1938	Tom Stark, Fr.	14	0	0	0	84
1937	Clarence Buntten	5	0	0	0	30
1936	Doug Freutal, Sr.	17	9	1	0	113
1935	Bradley Workman, Sr.	15	0	0	0	90

SCORING RECORDS

Top Single-Season Performances

Touchdowns Scored (Top 20)

1.	29	Randy Moss	1996
2.	27	Jackie Hunt	1940
3.	25	Randy Moss	1997
4.	24	Chris Parker	1993
	24	Chris Parker	1994
6.	21	Ahmad Bradshaw	2006
7.	19	Devon Johnson	2014
	19	Troy Brown	1992
	19	Chris Parker	1995
10.	18	Darius Watts	2001
	18	Doug Chapman	1998
	18	Marvin Wetzel	1947
13.	17	Doug Freutal	1919
14.	16	Ron Darby	1988
	16	Ron Darby	1987
	16	Noel Workman	1916
	16	Mickey Jackson	1965
	16	Doug Chapman	1996
19.	15	Gator Hoskins	2013
	15	Keith Baxter Sr.	1987
	15	"Boot" Elkins	1938
	15	Bradley Workman	1916

Points Scored (Top 20)

1.	174	Randy Moss	1996
2.	162	Jackie Hunt	1940
3.	152	Randy Moss	1997
4.	146	Chris Parker	1994
5.	144	Chris Parker	1993
6.	133	Justin Haig	2014
7.	130	Tim Openlander	1996
8.	126	Ahmad Bradshaw	2006
9.	116	Troy Brown	1992
10.	116	Doug Freutal	1919
11.	115	Tim Openlander	1995
12.	114	Devon Johnson	2014
	114	Chris Parker	1995
14.	112	Noel Workman	1916
	112	Darius Watts	2001
16.	110	Justin Haig	2013
	110	Doug Chapman	1998
18.	108	Marvin Wetzel	1947
19.	106	Dewey Klein	1991
20.	103	Dave Merrick	1992
21.	102	Nick Smith	2015
	102	Dave Merrick	1993

Top Career Performances


Touchdowns Scored (Top 20)

1.	71	Chris Parker	1992-95
2.	57	Doug Chapman	1996-99
3.	54	Randy Moss	1996-97
4.	47	Darius Watts	2000-03
5.	43	Jackie Hunt	1939-41
6.	41	Ron Darby	1986-89
7.	37	Tom Stark	1927-30
8.	36	Ahmad Bradshaw	2004-06
9.	33	Glenn Pedro	1990-93
10.	32	Franklin Wallace	2000-03
11.	31	Devon Johnson	2012-15
	31	Troy Brown	1991-92
13.	29	Orlando Hatchett	1989-92
14.	28	Gator Hoskins	2010-13
15.	27	Tim Martin	1993-96
16.	26	Mike Barber	1985-88
	26	Erik Thomas	1993-96
18.	25	Tommy Shuler	2011-14
	25	Josh Davis	2001-04
20.	24	Cody Slate	2006-09
	24	Mickey Jackson	1964-66
	24	Aaron Dobson	2009-12

Points Scored (Top 20)

1.	428	Chris Parker	1992-95
2.	346	Justin Haig	2011-present
2.	344	Doug Chapman	1996-99
3.	337	Tim Openlander	1994-96
4.	330	Dewey Klein	1988-91
5.	326	Randy Moss	1996-97
6.	286	Darius Watts	2000-03
7.	258	Jackie Hunt	1939-41
8.	246	Ron Darby	1986-89
9.	230	Tom Stark	1927-30
10.	216	Ahmad Bradshaw	2004-06
12.	205	Dave Merrick	1992-93
13.	198	Glenn Pedro	1990-93
14.	192	Franklin Wallace	2000-03
15.	188	Troy Brown	1991-92
16.	186	Devon Johnson	2012-15
17.	181	Curtis Head	1999-02
18.	180	Billy Malashevich	1997-99
19.	174	Orlando Hatchett	1989-92
20.	168	Gator Hoskins	2010-13
21.	162	Tim Martin	1993-96

DEFENSIVE RECORDS



▲ Roger Johnson's 548 tackles are the most ever recorded by a Marshall football player.

Individual Tackling Records

Tackles

Game: 30 by Charles Henry vs. Miami University, 1972
Season: 189 by John Spellacy, 1987
Career: 548 by Roger Johnson, 1991-94

Tackles for Loss

Game: 6.5 by Albert McClellan @ ECU, 2006
Season: 29 by William King, 1993
Career: 80 by B.J. Cohen, 1994-97

Sacks

Game: 4.0 by Johnathan Goddard vs. Miami University, 2004; vs. Ohio, 2004
Season: 17.0 by Cecil Fletcher, 1987
Career: 51.0 by B.J. Cohen, 1994-97

Team Interception Records

Interceptions

Game: 7 vs. Weber State, 1987 (NCAA I-AA Quarterfinal game); vs. Appalachian State, 1990
Season: 31 (1987)

Net Yards Returned Against Opponent

Game: 164, 7 returns vs. Weber State (1987)
Season: 358, 22 returns (1986)

Fewest Interceptions Made

Season: 3 (1962)

Individual Interception Records

Interceptions

Game: 3 by Jackie Hunt vs. Wake Forest, 1941; by George Barlow vs. East Tennessee State, 1989; by Joe Chirico vs. Appalachian State, 1990
Season: 10 by Mark Snyder, 1987
Career: 19 by Reggie Giles, 1985-88

Net Yards Returned

Game: 100 by Derek Grier vs. East Tennessee State, 1991; by Melvin Cunningham vs. James Madison, 1994
Season: 160 by Reggie Giles, 1986
Career: 309 by Reggie Giles, 1985-1988

Year-by-Year Interceptions Leaders (Bold* indicates school record)

Year	Name, Class	No	Yards	Avg	TD
2016	Rodney Allen, Jr.	2	39	19.5	0
	Chris Jackson, Fr.	2	36	18.0	0
	Terry Richardson, Sr.	2	32	16.0	0
	Corey Neely, Sr.	2	0	0.0	0
2015	Rodney Allen, So.	3	40	13.3	0
	Taj Letman, Sr.	3	23	7.7	0
2014	Taj Letman, Jr.	4	31	7.75	0
	A.J. Leggett, So.	4	54	13.5	0
2013	A.J. Leggett, Fr.	4	25	6.25	0
2012	Dominick LeGrande, Sr.	2	0	0	0
	Monterius Lovett, Jr.	2	30	15	0
2011	Omar Brown, Sr.	4	55	13.8	1
	Rashad Jackson, Sr.	4	47	11.8	0
2010	Donald Brown, So.	3	3	1	0
	Omar Brown, Jr.	3	24	8	0
	Rashad Jackson, Jr.	3	136	45.3	1
2009	DeQuan Bembry	3	0	0	0
2008	Maurice Kitches, Sr.	4	18	4.5	0
2007	Ryland Wilson, Sr.	2	0	0.0	0
2006	4 Tied with 2 (C.J. Spillman, So., was the leader in yards with 85)				
2005	Chris Royal, Sr.	3	19	6.3	0
2004	Chris Royal, Jr.	6	103	17.2	1
2003	Gladstone Coke, Sr.	3	57	19.0	0
2002	Roberto Terrell, So.	3	12	4.0	0
	Yancey Satterwhite, Sr.	3	31	10.3	0
2001	Yancey Satterwhite, Jr.	3	0	0.0	0
2000	Doug Hodges, Sr.	5	65	13.0	0
1999	Maurice Hines, Jr.	5	42	8.4	0
1998	Danny Derricott, So.	6	118	19.7	0
1997	Larry Moore, Sr.	3	21	7.0	0
1996	Melvin Cunningham, Sr.	3	119	39.7	2*
1995	Jayson Grayson, Sr.	5	35	7.0	0
1994	Shannon Morrison, Sr.	6	46	7.7	0
1993	Roger Johnson, Jr.	3	24	8.0	0
1992	Roger Johnson, So.	4	124	31.0	1
	George Thomas, Jr.	4	75	18.8	0
	William King, Jr.	4	22	5.5	0
1991	Derek Grier, Sr.	4	131	34.8	1
	Joe Chirico, So.	4	77	19.3	0
1990	Joe Chirico, Fr.	5	37	7.4	1
1989	George Barlow, Sr.	3	26	8.7	0
	Von Woodson, Sr.	3	34	11.3	0
1988	Von Woodson, Jr.	6	34	5.7	0
1987	Mark Snyder, Sr.	10*	107	10.7	0
1986	Reggie Giles, So.	8	160*	20.0	1
1985	Darryl Burgess, So.	4	2	0.5	0
1984	Mike Copenhaver, Sr.	4	24	6.0	0
1983	Glenn Bates, Sr.	5	77	15.4	1
1982	Glenn Bates, Jr.	5	140	28.0	2*
1981	Jim Devine, Sr.	3	6	2.0	0
1980	Donnell Ross, So.	3	43	14.3	0
	Jesse Bandy, So.	3	22	7.3	0
1979	6 Tied with 1 (Ken Lindsay, Sr., was the leader in yards with 18)				
1978	Greg Kendziorski, So.	2	136	68.0*	1
	Kevin Smith, So.	2	7	3.5	0
1977	Danny Wright, Fr.	3	39	13.0	0
1976	3 with 2 (Harold Wetzel, Jr.)				
1975	6 with 1 (Kewyn Williams, Fr.)				
1974	Bob Krone, Sr.	4	6	1.5	0
1973	Charlie Henry, Jr.	4	25	6.3	0
1972	Rick Meckstroth, Jr.	2	30	15.0	0
	Felix Jordan, Sr.	2	28	14.0	0
1971	Felix Jordan, Jr.	2	55	27.5	1
1970	Felix Jordan, So.	4	74	18.5	0
1969	Larry Sanders, So.	5	46	9.2	0
1968	Mike Smith, So.	3	10	3.3	0
	Joe Ralbusky, Sr.	3	35	11.7	0
1967	George Riggs, So.	3	106	35.3	1
	John Kinney, Jr.	3	11	3.7	0
1966	James Heaton, Jr.	3	20	6.6	0
1965	George Ksanovich, Sr.	5	40	8.0	0
1964	Larry Coyer, Sr.	5	81	16.2	0
1963	Larry Coyer, Jr.	4	51	12.7	0
1962	Larry Coyer, So.	4	83	20.7	0
1961	Richard Thomas, Sr.	4	3	0.7	0
1960	Millard Fleming, So.	1	0	0.0	0
	Alpha Mayfield, Sr.	1	0	0.0	0
1959	Bill Thomas, So.	3	13	4.3	0
1958	Bob Wilson, Jr.	1	5	5.0	0
	Dewey Ballangee, Jr.	1	0	0.0	0
1956	Norman Mullens, So.	1	0	0.0	0
	Bill Zban, Sr.	3	23	7.6	0

DEFENSIVE RECORDS

Top Single-Season Performances

Interceptions (Top 10)

1.	10	Mark Snyder	1987
2.	8	Reggie Giles	1986
3.	7	Reggie Giles	1987
4.	6	Danny Derricott	1998
	6	Von Woodson	1988
	6	Shannon Morrison	1994
	6	Chris Royal	2004
8.	5	George Kosanovich	1965
	5	Larry Coyer	1964
	5	Larry Sanders	1969
	5	Glenn Bates	1983
	5	Glenn Bates	1982
	5	Stanley Hall	1988
	5	Joe Chirico	1990
	5	Jayson Grayson	1994
	5	Jayson Grayson	1995
	5	Maurice Hines	1999
	5	Doug Hodges	2000

Top Career Performances

Interceptions (Top 10)

1.	19	Reggie Giles	1985-88
2.	13	Larry Coyer	1962-64
	13	Joe Chirico	1990-92
	13	Danny Derricott	1997-00
5.	12	Melvin Cunningham	1993-96
6.	11	Shannon Morrison	1991-94
	11	Rogers Beckett	1996-99
8.	10	Jayson Grayson	1993-95
	10	Von Woodson	1986-89
	10	Mark Snyder	1987
	10	Glenn Bates	1982-83

Tackles (Top 10)

1.	548	Roger Johnson	1991-94
2.	471	Bill Yanossy	1973-76
3.	451	Larry McCloud	1994-97
4.	443	William King	1990-93
5.	420	Mario Harvey	2007-10
6.	420	Donahue Stephenson	1990-93
7.	414	John Grace	1996-99
8.	409	Shannon King	1990-93
9.	392	John Spellacy	1985-88
10.	382	Max Yates	1998-2001

Tackles For Loss (Top 10)

1.	80-378	BJ Cohen	1994-97
2.	63.5-275	Johnathan Goddard	2001-04
3.	53-228	Billy Lyon	1993-96
4.	52-195	John Grace	1996-99
4.	52-152	Giradie Mercer	1996-99
6.	50-197	William King	1990-93
7.	49-236	Vinny Curry	2008-11
	47.5-188	Jamus Martin	2001-04
9.	39-208	Albert McClellan	2005-09
10.	38-205	John Duncan	1993-96

Sacks (Top 10)

1.	51-287	BJ Cohen	1994-97
2.	30-207	Billy Lyon	1993-96
3.	27.5-179	Johnathan Goddard	2001-04
4.	26.5-166	Vinny Curry	2008-11
5.	23-175	John Duncan	1993-96
	23-142	Cecil Fletcher	1985-87
7.	20-145	Albert McClellan	2005-09
8.	19.5-134	Jamus Martin	2001-04
9.	19.0-127	Gary Thompson	2013-16
10.	16.5-108	Rodney Garrett	1990-93

Year-by-Year Tackling Leaders (Bold* indicates school record)

Year	Name, Class	Solos	Assists	Total
2016	Corey Neely, Sr.	40	39	79
2015	Evan McKelvey, Sr.	50	71	121
2014	Neville Hewitt, Sr.	42	81	123
2013	Evan McKelvey, So.	55	42	97
2012	Dominick LeGrande, Sr.	69	63	132
2011	Omar Brown, Sr.	71	42	113
2010	Mario Harvey, Sr.	65	78	143
2009	Mario Harvey, Jr.	45	72	117
2008	Mario Harvey, So.	43	64	107
2007	C.J. Spillman, Jr.	64	67	131
2006	Curtis Keyes, Sr.	58	46	104
2005	Dennis Thornton, Sr.	60	44	104
2004	Curtis Keyes, So.	58	50	108
2003	Kevin Atkins, Sr.	69	31	100
2002	Duran Smith, Sr.	95	65	160
2001	Max Yates, Sr.	92	67	159
2000	Max Yates, Jr.	74	41	115
1999	Andre O'Neal, Sr.	68	50	118
1998	John Grace, Jr.	98	37	135
1997	Larry McCloud, Sr.	79	64	143
1996	Larry McCloud, Jr.	97	53	150
1995	Larry McCloud, So.	73	49	122
1994	Roger Johnson, Sr.	86	47	133
1993	William King, Sr.	107*	71	178
1992	Shannon King, Jr.	84	68	152
1991	Donahue Stephenson, So.	71	60	131
1990	Donahue Stephenson, Fr.	72	38	110
1989	Eric Gates, Jr.	71	45	116
1988	Nick McKnight, Sr.	77	60	137
1987	John Spellacy, Jr.	99	90*	189*
1986	John Spellacy, So.	57	48	105
1985	John Ceglie, Sr.	36	81	117
1984	Tony Lellie, Sr.	Total Points		224
1983	Terry Echols, Sr.	Total Points		182
1982	Carl Lee, Sr.	Total Points		239
1981	Jim Devine, Sr.	Total Points		199
1980	Carl Lee, So.	Total Points		289*
1979	Carl Lee, Fr.	Total Points		205
1978	Dave Kirby, So.	Total Points		136
1977	Ed McTaggart, Sr.	Total Points		123
1976	Bill Yanossy, Sr.	Total Tackles		117
1975	Bill Yanossy, Jr.	Total Tackles		148
1974	Bill Yanossy, So.	75	82	157
1973	Mark Miller, Sr.	96	40	136
1972	Charles Henry, So.	92	38	130
1971	Charles Henry, Fr.	58	91	149
1970	Jerry Stainback, Sr.	38	76	114
1969	Roger Childers, So.	42	48	90
1968	Wayne Bennett, Sr.	89	30	119
1967	Richard Robb, Sr.	57	27	83
1966	Richard Robb, Jr.	50	34	84
1965	Tom Good, Sr.	90	51	141
1964	Tom Good, Jr.	55	38	93
1963	Tom Good, So.			130

NOTE: From 1975-84, points were awarded on the basis of solo tackles (3), first hits (2), and assisted tackles (1).

DEFENSIVE RECORDS



▲ Johnathan Goddard was an All-American in 2004, recording 28.5 tackles for loss for 162 yards while posting 16 sacks for a loss of 113 yards.

Year-by-Year Tackles For Loss Leaders (Bold* indicates school record)

Year	Name, Class	No	Yards
2016	Frankie Hernandez, So.	8.5	37
2015	Gary Thompson, Jr.	12.5	68
2014	Arnold Blackmon, Sr.	15.5	63
2013	James Rouse, Sr.	14.0	58
2012	Jermaine Holmes, So.	13.5	30
2011	Vinny Curry, Sr.	22	110
2010	Vinny Curry, Jr.	18	97
2009	Albert McClellan	9	54
	John Jacobs	9	34
2008	DeQuan Bemby, Fr.	7.5	23
2007	John Jacobs, So.	8	48
2006	Albert McClellan, So.	18.5	99
2005	Dennis Thornton, Sr.	10	48
2004	Johnathan Goddard, Sr.	28.5	162*
2003	Johnathan Goddard, Jr.	20.5	67
2002	Jamus Martin, So.	19	44
2001	Kelvin Smith, Sr.	15	49
2000	Jimmy Parker, Sr.	21	53
1999	Giradie Mercer, Sr.	24	66
1998	Giradie Mercer, Jr.	16	44
	John Grace, Jr.	14	55
1997	John Grace, So.	14	60
1996	Billy Lyon, Jr.	15	40
1995	B.J. Cohen, So.	22	130
1994	B.J. Cohen, Fr.	16	82
1993	William King, Sr.	29*	121
1992	Byran Litton, Sr.	16.5	72
1991	Jim Bernardoni, Jr.	14	62
1990	Keenan Rhodes, Jr.	11	17
1989	Larry Huffman, Sr.	12	57
1988	Nick McKnight, Sr.	13	79
1987	Tony Bolland, Sr.	20	110
1986	Cecil Fletcher, Jr.	19	110
1985	John Ceglie, Sr.	12	54
	Tony Bolland, So.	12	32
1984	John Ceglie, Jr.	7	29
1983	Marty Palazeti, Jr.	5	N/A
1982	James Wynes, So.	3.5	N/A
1981	Jim Devine, Sr.	14	N/A

Year-by-Year Sack Leaders (Bold* indicates school record)

Year	Name, Class	No	Yards
2016	Gary Thompson, Sr.	5	34
2015	Gary Thompson, Jr.	9	64
2014	Arnold Blackmon, Sr.	8	39
2013	James Rouse, Sr.	6	44
2012	Jeremiah Taylor, Jr.	5.5	30
2011	Vinny Curry, Sr.	11	69
2010	Vinny Curry, Jr.	12	81
2009	Mario Harvey, Jr.	7	46
2008	Mario Harvey, So.	4.5	37
2007	Maurice Kitchens, Jr.	4	31
2006	Albert McClellan	11.5	78
2005	Dennis Thornton, Sr.	4	33
	Shavar Greer, Jr.	4	15
2004	Johnathan Goddard, Sr.	16	113*
2003	Jamus Martin, Jr.	6.5	47
	Johnathan Goddard, Jr.	6.5	41
2002	Jamus Martin, So.	5	23
	Toriano Brown, Jr.	5	25
	Orlando Washington, Sr.	5	31
2001	Max Yates, Sr.	5.5	43
2000	Ralph Street, Jr.	8	54
1999	Giradie Mercer, Sr.	5	17
1998	Ron Puggi, Jr.	5	22
1997	B.J. Cohen, Sr.	13	84
1996	B.J. Cohen, Jr.	9	81
	Billy Lyon, Sr.	9	55
1995	B.J. Cohen, So.	16	110
1994	B.J. Cohen, Fr.	12	74
1993	William King, Sr.	12	61
1992	Byran Litton, Sr.	9.5	72
1991	Jim Durning, Sr.	7	43
	Jim Bernardoni, Jr.	7	43
1990	Jim Bernardoni, So.	6	38
1989	Larry Huffman, Sr.	9	56
1988	Nick McKnight, Sr.	9	69
1987	Tony Bolland, Sr.	14	104
1986	Cecil Fletcher, Jr.	17*	97
1985	John Ceglie, Sr.	5	28
1984	Marty Palazeti, Sr.	4.5	N/A
1983	Marty Palazeti, Jr.	5	N/A
1982	James Wynes, Jr.	3.5	N/A
1981	Alan Huff, Fr.	5	N/A

KICK RETURN RECORDS



▲ Ray Crisp holds the record for the longest kickoff return in school history (100 yards).

Team Kick Return Records

Returns

Game: 10 vs. Miami University, 1971 (163 yards)

Net Return Yards

Game: 249 vs. Western Kentucky, 11/27/15

Individual Kick Return Records

Returns

Game: 7 by George Jackson vs. Miami University, 1971;
by Ray Crisp vs. Central Michigan, 1975; vs. Kent State, 1975

Season: 39 by Ray Crisp, 1975

Career: 92 by Deandre Reaves, 2012-15 and Ray Crisp, 1975-1978

Net Return Yards

Game: 221 by Deandre Reaves at Western Kentucky, 11/27/15

Season: 931 by Deandre Reaves, 2014

Career: 2,548 by Deandre Reaves, 2012-15

Year-by-Year Kick Return Leaders (Bold* indicates school record)

Year	Name, Class	No	Yards	Avg	TD	Long
2016	Keion Davis, So.	26	603	23.2	1	99
2015	Deandre Reaves, Sr.	23	693	30.1	2	69
2014	Deandre Reaves, Jr.	32	931*	29.1	1	93
2013	Deandre Reaves, So.	37	924	25.0	0	81
2012	Andre Snipes-Booker, Sr.	31	644	20.8	0	35
2011	Andre Booker, Jr.	33	819*	24.8	0	65
2010	Troy Evans, Jr.	31	711	22.9	1	100*
2009	Darius Marshall, Jr.	22	486	22.1	0	43
2008	Darius Marshall, So.	30	790	26.3	0	75
2007	Emmanuel Spann, Jr.	31	603	19.5	0	42
2006	Chubb Small, So.	18	361	20.1	0	34
2005	Chubb Small, Fr.	21	544	25.9	1	92
2004	Ahmad Bradshaw, Fr.	15	322	21.5	0	52
2003	Earl Charles, Jr.	13	302	23.2	0	53
2002	Roberto Terrell, So.	8	171	21.4	0	42
2001	Roberto Terrell, Fr.	13	309	23.8	0	60
2000	Curtis Jones, So.	15	364	24.3	0	83
1999	James Williams, Sr.	15	493	32.9	1	93
1998	Maurice Hines, So.	17	318	18.7	0	61
1997	Randy Moss, So.	14	263	18.8	0	49
1996	Randy Moss, Fr.	18	612	34.0	0	88
1995	Erik Thomas, Jr.	10	241	24.1	0	51
1994	Tim Martin, So.	5	112	22.4	0	37
1993	Tim Martin, Fr.	14	332	23.7	0	45
1992	Troy Brown, Sr.	27	629	23.3	0	85
1991	Troy Brown, Jr.	15	575	38.3*	3	94
1990	David Johnson, Sr.	11	196	17.8	0	25
1989	Percy Moorman, Jr.	12	253	21.1	0	39
1988	Kerry Parks, So.	11	279	25.4	0	94
1987	Ron Darby, So.	23	451	19.6	0	42
1986	Ron Darby, Fr.	14	327	23.4	1	89
1985	Keith Baxter, So.	9	173	19.2	0	39
1984	Robert Surratt, Sr.	13	287	22.1	0	46
1983	Danny Abercrombie, So.	20	535	26.8	0	46
1982	Danny Abercrombie, Fr.	18	403	22.4	0	55
1981	Billy Hynus, Fr.	14	299	21.4	0	N/A
1980	Larry Fourquean, Fr.	23	487	21.2	0	N/A
1979	Estee Williams, Fr.	18	389	21.6	0	N/A
1978	Ray Crisp, Sr.	21	414	19.7	0	41
1977	Ray Crisp, Jr.	31	772	24.9	1	100*
1976	Manuel Glason, Fr.	24	445	18.5	0	50
1975	Ray Crisp, Fr.	39*	734*	18.8	0	39
1974	Zach Qualls, Fr.	20	456	22.8	0	55
1973	Bob Tracey, Fr.	22	471	21.4	0	33
1972	Jim Mercer, Fr.	21	337	16.0	0	28
1971	George Jackson, Jr.	12	192	16.0	0	28
1970	Art Harris, So.	17	419	24.6	0	46
1969	John Hurst, Sr.	18	402	22.3	0	37
1968	Dickie Carter, So.	11	274	24.9	0	26
1967	George Riggs, So.	24	409	17.0	0	27
1966	Mickey Jackson, Sr.	9	198	22.0	0	66
1965	Mickey Jackson, Jr.	15	338	22.5	0	30
1964	Larry Coyer, Sr.	14	305	21.7	0	51
1963	Larry Coyer, Jr.	11	207	18.8	0	36
1962	Larry Coyer, So.	13	393	30.2	0	67
1961	Millard Fleming, Jr.	13	299	23.0	0	30
1960	Millard Fleming, So.	8	207	25.8	N/A	N/A
1959	Dixon Edwards, So.	11	176	16.0	N/A	N/A
1958	Richard Jackson, Sr.	5	86	17.2	0	25
1956	Raymon Dunlap, Jr.	10	198	19.8	N/A	N/A
1955	Fred Freeman, Jr.	11	204	18.5	N/A	N/A

PUNT RETURN RECORDS



▲ Tim Martin, a former Herd standout receiver and kick returner, holds the season and career punt return yardage records.

Team Punt Return Records

Returns

Game: 9 vs. Tennessee-Chattanooga, 1988

Season: 49 (1991)

Net Return Yards

Game: 140 vs. Ohio, 1998

Season: 555 (1991/49 returns)

Individual Punt Return Records

Returns

Game: 9 by Ricardo Clark vs. Tennessee-Chattanooga, 1988

Season: 49 by Tim Martin, 1996

Career: 150 by Tim Martin, 1993-1996

Net Return Yards

Game: 140 by Damone Williams vs. Ohio, 1998 (5 returns)


Season: 515 by Tim Martin, 1995

Career: 1,458 by Tim Martin, 1993-1996

Year-by-Year Punt Return Leaders (Bold* indicates school record)

Year	Name, Class	No	Yards	Avg	TD	Long
2016	Hyleck Foster, Jr.	15	136	9.1	0	22
2015	Deandre Reaves, Sr.	14	204	14.6	1	69
2014	Tommy Shuler, Sr.	24	227	9.5	0	34
2013	Devon Smith, Sr.	26	381	14.7	1	77
2012	Andre Snipes-Booker, Sr.	11	57	5.2	0	19
2011	Andre Booker, Jr.	18	195	10.5	1	87
2010	Troy Evans, Jr.	16	120	7.5	0	24
2009	Andre Booker, Fr.	9	184	20.4	1	58
2008	Emmanuel Spann, Sr.	12	78	6.5	0	26
2007	Emmanuel Spann, Jr.	9	92	10.2	0	26
2006	Emmanuel Spann, So.	12	144	12.0	0	25
2005	Chris Royal, Sr.	9	131	14.6	0	33
2004	Emanuel Spann, Fr.	17	191	11.2	0	32
2003	Tremel Guillory, Jr.	30	194	6.5	0	31
2002	Josh Davis, So.	14	93	6.6	0	22
2001	Josh Davis, Fr.	20	132	6.6	0	21
2000	Maurice Hines, Sr.	17	205	12.1	1	60
1999	Maurice Hines, Jr.	15	105	7.0	0	27
1998	Damone Williams, Sr.	34	408	12.0	1	80
1997	Randy Moss, So.	24	266	11.1	0	58
1996	Tim Martin, Sr.	49*	397	8.1	1	67
1995	Tim Martin, Jr.	39	515*	13.2	2*	83
1994	Tim Martin, So.	25	177	7.1	1	68
1993	Tim Martin, Fr.	37	369	10.0	1	47
1992	Troy Brown, Sr.	20	200	10.0	1	71
1991	Troy Brown, Jr.	31	421	13.6	1	86
1990	Ricardo Clark, Jr.	41	366	8.9	1	89
1989	Ricardo Clark, So.	26	196	7.6	1	68
1988	Ricardo Clark, Fr.	25	133	5.3	0	17
1987	Darryl Burgess, Sr.	28	170	6.1	0	51
1986	Darryl Burgess, Jr.	30	204	6.8	0	19
1985	Garfield Lewis, Sr.	23	139	6.0	0	16
1984	Garfield Lewis, Jr.	12	96	8.0	0	12
1983	Glenn Bates, Sr.	27	229	8.5	0	54
1982	Glenn Bates, Jr.	12	113	9.4	1	54
1981	Billy Hynus, Fr.	9	45	5.0	0	35
1980	Donnel Ross, So.	14	73	5.2	0	21
1979	Brian Miller, Jr.	12	30	2.5	0	12
1978	Ray Crisp, Sr.	15	99	6.6	0	31
1977	Ray Crisp, Jr.	15	173	11.5	0	78
1976	Ray Crisp, So.	14	77	5.5	0	17
1975	Ray Crisp, Fr.	14	72	5.1	0	14
1974	Greg Johnson, Fr.	14	186	13.3	0	62
1973	R.D. Stephens, Fr.	8	33	4.1	0	14
1972	Jim Mercer, Fr.	4	24	6.0	0	17
1971	George Jackson, Jr.	14	95	6.8	0	16
1970	Kevin Gilmore, Sr.	10	74	7.4	0	38
1969	Larry Sanders, So.	10	24	2.4	0	7
1968	George Riggs, Jr.	15	46	3.1	0	14
1967	George Riggs, So.	18	228	12.7	1	92*
1966	Mickey Jackson, Sr.	15	238	15.9	1	83
1965	Mickey Jackson, Jr.	11	158	14.4	0	29
1964	Larry Coyer, Sr.	12	218	18.2	0	29
1963	Larry Coyer, Jr.	9	135	15.0	0	59
1962	Larry Coyer, So.	4	83	20.7	0	26
1961	Millard Fleming, Jr.	14	155	11.1	0	42
1960	Harper Hill, Jr.	9	30	3.3	0	7
1959	Bill Thomas, So.	4	29	7.2	0	16
1958	Granville Zopp	8	76	9.5	0	N/A
1956	Len Hellyer, Sr.	4	161	40.2*	0	83
1955	Len Hellyer, Jr.	10	161	16.1	0	N/A

MISC. RECORDS



▲ Michael Payton celebrates with Phil Ratliff (#56) and Chris Deaton (back) following a score in the 1991 NCAA Division I-AA playoffs.

Team Penalty Records

Penalties

Game: 20 vs. Wittenberg, 1931; at Akron, 2014

Season: 125 (1987)

Yards Penalized

Game: 188 at Akron, 2014

Season: 1,124 (2014)

Fewest Times Penalized

Season: 23 (1962)

Fewest Yards Penalized

Season: 193 (1962)

Team Fumble Records

Fumbles

Game: 9 vs. Appalachian State, 1982; at Akron, 2002

Season: 40 (1971)

Fumbles Lost

Season: 24 (1971)

Fewest Fumbles

Season: 14 (1962)

Fewest Fumbles Lost

Season: 4 (2007)

Opponent Fumbles Recovered

Season: 26 (1976)

Miscellaneous Team Records

Victories

Season: 15 (15-0, 1996)

Defeats

Season: 10 (0-10, 1967; 1-10, 1974; 1-10, 1978; 1-10, 1979)

Ties

Season: 4 (4-1-4, 1925)

Consecutive: 4 (4-1-4, 1925)

First Downs

Game: 37 vs. Western Carolina, 2012; vs. Houston, 2012; vs. WKU, 2014

Season: 372 (1994)

Winning & Losing

Consecutive Wins: 18 (1998-2000)

Games Without a Loss: 19 (1898-1903)

Consecutive Losses: 15 (1968-69)

Games Without a Win: 27 (0-26-1, 1966-69)

First Win: 12-0 vs. Kingsbury HS (Oct. 22, 1898)

First Win vs. Collegiate Opponent: 6-5 vs. Ohio, 1905

100th Victory: 6-0 vs. Wittenberg (Oct. 20, 1928)

200th Victory: 21-6 vs. Morehead State (Sept. 22, 1951)

250th Victory: 28-12 at Eastern Kentucky (Sept. 25, 1965)

300th Victory: 27-10 at Morehead State (Sept. 7, 1985)

400th Victory: 38-8 vs. Jackson State (Nov. 25, 1995)

450th Victory: 34-3 vs. Ohio (Nov. 26, 1999)

500th Victory: 27-26 at Tulane (Mobile, AL) Oct. 29, 2005

Most Points Allowed in Win: 45 vs. Western Carolina (52-45), Nov. 12, 1988;

61* vs. East Carolina in GMAC Bowl (64-61, 2OT), Dec. 19, 2001

Fewest Points Scored in Win: 3 vs. Muskingum (3-0), Nov. 25, 1924

Opening Day Records

Record in all season-openers: 70-37-8 (.612)

Record in home openers: 85-24-5 (.768)

Last loss in home opener: Sept. 10, 2010 (24-21^{OT} vs. No. 22 West Virginia)

Most years opened vs. opponent: 27 vs. Morehead State (last was 1994)

At Joan C. Edwards Stadium

Consecutive Wins: 33 (1996-2000)

Consecutive Losses: 3 (2007, 2012)

All-Time Record: 151-30 (.834, Opened in 1991)

On the Road

Consecutive Wins: 9 (1995-96)

Games Without a Loss: 9 (1995-96)

Consecutive Losses: 18 (1966-69)

Games Without a Win: 18 (1966-69)

In Shutouts

Consecutive Shutouts: 8 (1937-38)

Consecutive Times Shutout: 8 (1920)

Consecutive Games Without Being Shutout: 163

(Sept. 23, 1989, 14-0 at Tenn.-Chattanooga until Oct. 14, 2000, 42-0 at Toledo)

LONGEST PLAYS



▲ On December 21, 1996, more than 30,000 fans saw the Marshall Thundering Herd capture its second NCAA Division I-AA national championship with a 49-29 win over Montana.

Largest Margins of Victory

All-Time

1.	101	101-0 vs. Kentucky Wesleyan	1916
2.	94	94-0 vs. Wilmington	1914
3.	90	90-0 vs. Georgetown	1937
4.	87	87-0 vs. Transylvania	1912
5.	81	81-0 vs. Valparaiso	1936
6.	79	79-0 vs. Sandy Valley Seminary	1914
7.	67	67-0 vs. West Virginia Wesleyan	1940
8.	67	67-0 vs. Detroit Tech	1940
9.	66	66-0 vs. Oklahoma City	1938
10.	64	64-0 vs. Salem	1939

Modern Era (Since 1946)

1.	64	71-7 vs. Morehead State	1994
2.	62	62-0 vs. Morgan State	2016
3.	61	61-0 vs. VMI	1991
4.	60	63-3 vs. Liberty	1999
5.	59	70-11 vs. Morehead	1991
6.	56	56-0 vs. Morehead	1993
	56	59-3 vs. Buffalo	1999
	56	63-7 vs. Southeast Missouri State	2000
9.	55	55-0 vs. Gardner-Webb	2013
10.	54	63-9 vs. East Tennessee State	1991
	54	60-6 vs. Steubenville	1947
	54	54-0 vs. Furman	1996
13.	52	52-0 vs. FIU	2015
	52	52-0 vs. West Virginia Tech	1990
	52	52-0 vs. East Tennessee State	1995
16.	51	51-0 vs. VMI	1993
17.	50	50-0 vs. Appalachian State	1990

Largest Margins of Defeat

All-Time

1.	94	0-94 vs. Denison	1917
2.	86	6-92 vs. West Virginia	1915
3.	81	0-81 vs. West Virginia	1923
4.	70	0-70 vs. Marietta	1909
5.	68	0-68 vs. Marietta	1917
6.	54	6-60 vs. WKU	2016
7.	53	0-53 vs. Kentucky	1905

Modern Era (Since 1946)

1.	60	6-66 vs. Miami University	1971
2.	56	0-56 vs. Vanderbilt	1948
3.	56	0-56 vs. Louisville	1977
4.	55	0-55 vs. Kentucky	1960
5.	54	6-60 vs. WKU	2016
6.	51	0-51 vs. Western Michigan	1959

Longest Plays

Longest Run: 97 by Everett "Boot" Elkins vs. Virginia Tech, 1939

Non-Scoring Run: 90 by Len Hellyer vs. Bowling Green, 1955

Pass Play: 99 by Everett "Boot" Elkins from Andy D'Antoni vs. Virginia Tech, 1939; Troy Brown from Todd Donnan vs. VMI, 1991

Punt Return: 92 by George Riggs vs. Miami University, 1967

Non-Scoring Punt Return: 85 by Courtney Driscoll vs. Illinois Wesleyan, 1941

Kickoff Return: 100 by Ray Crisp vs. Akron, 1977, Troy Evans at Southern Miss.

Non-Scoring Kick Return: 94 by Kerry Parks vs. Western Carolina, 1988

Interception Return for TD: 100 by Derek Grier vs. East Tenn. State, 1991; by Melvin Cunningham vs. James Madison, 1994

Non-Scoring INT Return: 86 by Melvin Cunningham vs. ETSU, 1993

Fumble Return for TD: 95 by George Davis vs. Morgan State, 2016


Longest Punt: 79 by John Arnold vs. Temple, 1974

Longest Field Goal: 59* by Barry Childers vs. Western Carolina, 1980

Blocked FG Return: 88 by Carl Lee vs. Morehead State, 1981 (TD)

* Tied Division I-A record for longest field goal by a freshman

MARSHALL NCAA RECORDS



▲ Randy Moss holds the NCAA Division I-AA record for receiving yards gained by a freshman with 1,073 yards in 1996.

NCAA Division I-A Records

Most TD passes in a season by a sophomore

39 by Chad Pennington, 1997

NCAA Division I-AA Records

Most games catching a touchdown pass (season)

11 by Randy Moss, 1996

Most consecutive games catching a touchdown pass (season)

11 by Randy Moss, 1996

Most receiving yards gained by a freshman (season)

1,073 by Randy Moss, 1996

Most touchdown passes caught by a freshman (season)

19 by Randy Moss, 1996 (record for all divisions)

Most Passes Attempted Without Interception (Game)

68 by Tony Petersen, vs. Western Carolina, Nov. 14, 1987 (34 compl.)

Most Consecutive Games gaining 200 Yards or More Passing (Season)

11 by Tony Petersen, 1987 (tied with 12 others)

Most Plays, All-Purpose (Game)

54 by Ron Darby vs. Western Carolina, Nov. 12, 1988
(47 rushes, 4 receptions, 3 kickoff returns; 329 yards)

Highest Percentage of Extra Points Made (Career) (Min. 120 att.)

99.2% by Brian Mitchell, Marshall/Northern Iowa,
1987, 1989-91, (130 of 131)

Most Times Kicking Three or More Field Goals in a Game (career)

11 by Brian Mitchell, Marshall/Northern Iowa, 1987, 1989-91

Most Passes Attempted Without an Interception (game)

72 vs. Western Carolina, Nov. 14, 1987 (completed 35)

Fewest Punts (game)

0 by Marshall vs. VMI, Oct. 28, 1989
0 by Marshall vs. Eastern Illinois, Sept. 12, 1992
0 by Marshall at UAB, Oct. 21, 2006
0 by many other teams

Fewest Completions Allowed (game)

0 by Marshall vs. Tennessee-Chattanooga Oct. 2, 1982 (8 attempts)
0 by Marshall vs. VMI, Oct. 28, 1989 (4 attempts)
0 by Marshall vs. Morehead St., Sept. 5, 1992 (3 attempts)
0 by many other teams

Longest Passing Play

99 yards, Todd Donnan to Troy Brown vs. VMI, Nov. 16, 1991

Longest Interception Return

100 yards by Derek Grier vs. East Tenn. State, Nov. 23, 1991 (tied with 12 others, including Melvin Cunningham vs. JMU, Dec. 3, 1994)

NCAA Division I-AA Playoff Team Records

Interceptions

7 by Marshall vs. Weber State, Dec. 5, 1987

Yards Gained on Interception Returns

164 by Marshall vs. Weber State, Dec. 5, 1987

Fumbles Gained

7, Marshall vs. Jackson State, Nov. 25, 1995

NCAA Division I-AA Playoff Individual Records

Single Game Touchdown Passes Caught

4 by Randy Moss vs. Montana, Dec. 21, 1996

Tournament Net Yards Receiving

636 by Randy Moss, 1996
(288 vs. Delaware; 82 vs. Furman; 42 vs. N. Iowa; 220 vs. Montana)

Tournament Touchdown Passes Caught

10 by Randy Moss, 1996
(3 vs. Delaware; 2 vs. Furman; 1 vs. N. Iowa; 4 vs. Montana)

Net Yards Receiving

288 by Randy Moss vs. Delaware, Nov. 30, 1996

Longest Interception Return

100 by Melvin Cunningham vs. James Madison, Dec. 3, 1994

NCAA Division I-AA Championship Game Team Records

Net Yards Passing

474 (28-54) vs. UL-Monroe, Dec. 19, 1987

First Downs By Passing

19 vs. UL-Monroe, Dec. 19, 1987

Yards Gained on Interception Returns

70 by Marshall vs. Youngstown State, Dec. 19, 1992

Attendance

32,106 (Marshall vs. Montana, Dec. 16, 1995)

NCAA Division I-AA Championship Game Individual Records

Net Yards Passing

474 (28-54), by Tony Peterson vs. UL-Monroe, Dec. 19, 1987

Touchdown Passes

4, by Tony Peterson vs. UL-Monroe, Dec. 19, 1987

Receiving Yards

220 (9 catches) by Randy Moss, vs Montana, 12/21/96

Points

24 by Randy Moss, vs Montana, 12/21/96

Touchdowns

4 by Randy Moss, vs Montana, 12/21/96


Touchdown Catches

4 by Randy Moss, vs Montana, 12/21/96



Marshall holds 32 different team and individual NCAA records.

MARSHALL CONFERENCE RECORDS



▲ Chad Pennington is the Mid-American Conference career record holder with 100 touchdown passes.

Mid-American Conference Team Records

- Most passing yards in a season**
4,804, 2002 [previous 3,901 by Marshall in 1997]
- Most pass completions in a season**
383, 2002 [previous 310 by Marshall in 2001]
- Most pass attempts in a season**
575, 2002 [previous 483 by Marshall in 2000]
- Most TD passes in a season**
41, 1997 [previous record NA]
- Most penalties in a season**
117 in 2002 [previous record 105 by Marshall in 1999]
- Most points scored in a half**
52, Marshall vs Buffalo, 10/12/02
- Fewest total first downs allowed in a game**
1, Marshall vs Ohio Univ., 11/15/97
- Most yards penalized in a game**
191, Marshall vs Buffalo, 9/30/00
- Attendance, home games only**
200,715 in 1999 [previous 173,516 by Marshall in 1998]
- Attendance Bowl Game**
52,911 in 2000 [previous 52,106 by Marshall in 1998]

Mid-American Conference Individual Records

- Most total offensive yards in a career**
12,084, Byron Leftwich, 1999-02
- Most passing yards in a career**
11,903, Byron Leftwich, 1999-02
- Most pass completions in a career**
939, Byron Leftwich, 1999-02
- Most touchdown passes in a career**
100 by Chad Pennington (1997-99)
- Most touchdowns scored or passed for in a season**
40 by Chad Pennington (1997)

- Most passes caught in a career**
306 by Josh Davis (2001-04)
- Most receiving yards in a career**
4,031 by Darius Watts (2000-03)
- Most receiving yards in a season**
1,647 by Randy Moss (1997)
- Most TD receptions in a career**
47 by Darius Watts (2000-03)
- Most TD receptions in a season**
25 by Randy Moss (1997)
- Most TD receptions in a game**
5 by Randy Moss vs. Ball State (1997)
- Most touchdowns scored in a season**
25 by Randy Moss [ties one other] (1997)
- Most points scored in a season**
152 by Randy Moss (1997)
- Most points scored in a game**
32 by Randy Moss vs. Ball State [ties one other] (1997)
- Most TDs in a game**
5 by Randy Moss vs. Ball State [ties 13 others] (1997)
- Best kickoff return yardage in a career**
29.4, (27-795), James Williams, 1998-99
- Best kickoff return yardage in a season**
32.9, (27-795), James Williams, 1998-99

Mid-American Conference Championship

Game Team Records

Games Won 5 (MAC Record) Central Michigan has 3	Turnovers
Games Played In 6 (MAC Record) Toledo has 5	Interceptions 2, 1998
Points	Fumbles 4, 1997
Most Points 49, 2002	Fumbles Lost 3, 1998
Most Touchdowns 7, 2002	Fumble Return Yards 21, 1998
Most PAT (Kicking) 7, 2002	Fumble Returns For TD 1, 1998, 2002
Total Offense	Defense
First Downs By Penalty 5, 1997	Sacks 5 (-50), 1997
Passing	
Completions 32, 2001, 2002	
Completion Percentage .762 (32-42), 2002	
Interception Percentage .000 (0-45), 2002	
Touchdown Completions 4, 2001, 2002	
Punting>Returns	
Fewest Punts 3, 1999	
Best Average 63.0 (3-189), 2001	

MARSHALL CONFERENCE RECORDS

Mid-American Conference Championship Game Individual Records

Passing

Completions

32, Byron Leftwich, 2001, 2002

Touchdowns

4, Byron Leftwich, 2001, 2002

Completion Percentage

.762 (32-42), Byron Leftwich, 2002

Interception Percentage

.000 (0-45), Byron Leftwich, 2002

Longest Completion

86, Chad Pennington to Randy Moss, 1997

Receiving

Catches

10, Denero Marriott, 2001

Touchdown Catches

4, Denero Marriott, 2001

Longest TD Pass

86, Randy Moss from Chad Pennington, 1997

Total Defense

QB Sacks

2, John Grace, 1999/2, BJ Cohen, 1997

Pass Breakups

4, BJ Summers, 1997

Punting

Average (Min. 3)

63.0 (3-189), Curtis Head, 2001

Longest Punt

75, Curtis Head, 2001

Punt Returns

Punt Return Yardage

63.0 (3-189), Curtis Head, 2001

Longest Punt

75, Curtis Head, 2001

Punt Returns

Yardage

27, Randy Moss, 1997

Average

13.5 (2-27), Randy Moss, 1997

Kickoff Returns

Average

35.0 (2-70), James Williams, 1998

Miscellaneous

Attendance

28,085, 1998

Mid-American Conference Bowl Game Team Records

Points

Most in a game

64, Marshall vs. East Carolina, 2001 GMAC Bowl, 12/19/01

Most in a half

43, Marshall vs. East Carolina, 2001 GMAC Bowl, 12/19/01

Most in a quarter

28, Marshall vs. East Carolina, 2001 GMAC Bowl, 12/19/01

Most touchdowns in a game

9, Marshall vs. East Carolina, 2001 GMAC Bowl, 12/19/01

Total Offense

Most yards in a game

649, Marshall vs. East Carolina, 2001 GMAC Bowl, 12/19/01

Most plays in a game

104, Marshall vs. East Carolina, 2001 GMAC Bowl, 12/19/01

Passing

Most pass attempts in a game

70, Marshall, vs. East Carolina, 2001 GMAC Bowl, 12/19/01

Most pass completions in a game

41, Marshall, vs. East Carolina, 2001 GMAC Bowl, 12/19/01

Most passing yards in a game

576, Marshall vs East Carolina, 2001 GMAC Bowl, 12/19/01

First downs

36, Marshall, vs. East Carolina, 2001 GMAC Bowl, 12/19/01

Most yards penalized

123, Marshall, vs. Louisville, 1998 Motor City Bowl, 12/27/98

Defense

Fewest points allowed

3, Marshall, vs. BYU, 1999 Motor City Bowl, 12/27/99

Fewest rushing yards allowed

-16, Marshall, vs. BYU, 1999 Motor City Bowl, 12/27/99

Most sacks in a game

10, Marshall, vs. BYU, 1999 Motor City Bowl, 12/27/99

Mid-American Conference Bowl Game

Individual Records

Total Offense

Most yards in a game

576, Byron Leftwich vs. East Carolina, 2001 GMAC Bowl, 12/19/01

Passing

Most pass attempts in a game

70, Byron Leftwich vs. East Carolina, 2001 GMAC Bowl, 12/19/01

Most pass completions in a game

41, Byron Leftwich vs. East Carolina, 2001 GMAC Bowl, 12/19/01

Most passing yards in a game

576, Byron Leftwich vs. East Carolina, 2001 GMAC Bowl, 12/19/01

Receiving

Most receptions in a game

15, Denero Marriott vs. East Carolina, 2001 GMAC Bowl, 12/19/01

Most receiving yards in a game

234, Byron Leftwich vs. East Carolina, 2001 GMAC Bowl, 12/19/01

Defense

Most Interceptions in a game

2, Rogers Beckett vs. BYU, 1999 Motor City Bowl, 12/27/99

MARSHALL CONFERENCE RECORDS

Southern Conference Team Records

NOTE: Because few comprehensive football records were maintained before then, the Southern Conference recognizes the best performances since the 1953 season as conference records. Also, Southern Conference records were reconfigured to include only participation during an 11-game season. Marshall's playoff statistics do not count in the official Southern Conference Records.

OFFENSE

Most Passing Attempts, Game

72, vs. Western Carolina, 1992

Most Passing Yards, Game

642, Marshall vs. VMI, 1991

Most Total Plays, Game

108, Marshall vs. Western Carolina, 1987

Most First Downs, Game

36, Marshall vs. Furman, 1994

36, Marshall vs. Western Carolina, 1987

DEFENSE

Most Interceptions, Game

7, Marshall vs. Appalachian State, 1990

Southern Conference Individual Records

TOTAL OFFENSE

Most Attempts, Game

74, (67 passes, 7 rushes), Michael Payton vs. Western Carolina, 1992

Most Plays, Game

59, Michael Payton vs. Western Carolina, 1992

Most Yards Per Game, Season

315.8, Tony Petersen, 1987 (4,737 yards in 15 games)

Most Yards Per Game, Career

245.2, Tony Petersen, 1986-87 (6404 yards in 26 games)

Highest Average Per Play, Game (minimum 15 plays)

17.0, Michael Payton vs. VMI, 1991 (493 yards in 29 plays)

PASSING

Most Attempts, Game

68, Tony Petersen vs. W. Carolina, 1987

Most Attempts, Half

55, Michael Payton vs. W. Carolina, 1992 (2nd half)

Most Touchdowns, Season

28, Todd Donnan, 1994

Highest Passing Efficiency, Season

181.3, Michael Payton, 1992

Completion Percentage, Game

100 (10-10), Eric Kresser vs. Citadel, 1996

Most Yards, Half

383, Michael Payton vs. VMI, 1991 (1st half)

Consecutive Games with 400+ Yards

2, Michael Payton, 1992

Consecutive Games with 200+ Yards

11, Tony Peterson, 1987 (NCAA Record, tied with three others)

Consecutive Passes without Interception

68, Tony Peterson vs. WCU, 1987

Most Passes Intercepted in a Career

56, Carl Floor, 1982-85

Consecutive Games with Touchdown pass

11, Todd Donnan, 1994

RECEIVING

Most Receiving Yards, Career


3,520, Mike Barber, 1985-88

Most Touchdowns, Season

19, Randy Moss, 1996

Most Touchdowns caught by a freshman in a season

19, Randy Moss, 1996 (NCAA Record)



▲ Tim Openlander holds the Southern Conference record in two different categories, including an NCAA record 58-of-58 on extra point attempts made in 1995.

Most Games with Touchdown Reception

11, Randy Moss, 1996

1,000+ Yard Seasons

3, Mike Barber, 1986-1988

SCORING

Most Consecutive Extra Point Attempts Made, Career

124, Tim Openlander, 1994-96

Highest Percentage of Extra Points Made

100.0, Tim Openlander, 1995 (58)*

* - NCAA Record.

DEFENSE

Most Interceptions Returned For A Touchdown, Career

3, Glenn Bates, 1982-83

Most Interceptions Returned For A Touchdown, Season

2, Mel Cunningham, 1996

2, Glenn Bates, 1982

ALL-PURPOSE

Most Plays, Game

54, Ron Darby vs. Western Carolina, 1988

(47 rushes, 4 pass receptions, 3 kickoff returns)

Longest Play (Pass)

99, Todd Donnan to Troy Brown vs. VMI, 1991

KICK AND PUNT RETURNS

Most Punt Returns for Touchdown, Career

4, Tim Martin, 1993-96

Highest Average Gain Per Kick Return, Season

39.0, Troy Brown, 1991

Highest Average Gain Per Kick Return, Career

29.7, Troy Brown, 1991-92

Most Touchdowns on Kick Return

3, Troy Brown, 1991

JOAN C. EDWARDS STADIUM RECORDS



▲ A Joan C. Edwards Stadium record crowd of 36,914 witnessed the Herd's near-upset of the Kansas State Wildcats on Sept. 10, 2005. The then record-setting attendance figure shattered the previous attendance record. That current record was set in 2010 when 41,382 saw the Friends of Coal Bowl.

Top 20 All-Time Crowds

1.	41,382West Virginia 24, Marshall 21	Sept. 10, 2010
2.	40,592Louisville 59, Marshall 28	Sept. 24, 2016
3.	40,383West Virginia 48, Marshall 23	Sept. 8, 2007
4.	38,791Marshall 41, Purdue 31	Sept. 6, 2015
5.	36,914Kansas State 21, Marshall 19	Sept. 10, 2005
6.	34,424Virginia Tech 30, Marshall 10	Sept. 24, 2011
7.	33,537Marshall 49, Kent State 33	Oct. 11, 2003
8.	33,436Ohio 27, Marshall 24	Sept. 15, 2012
9.	33,204Marshall 31, Miami (Ohio) 17	Oct. 3, 1998
10.	33,116Marshall 24, New Hampshire 23	Sept. 7, 1991
11.	32,900Marshall 26, UCF 21	Sept. 20, 2002
12.	32,106Montana 22, Marshall 20	Dec. 16, 1995*
13.	32,034Marshall 37, Bowling Green 31	Sept. 29, 2001
14.	32,012Marshall 27, Ohio 0	Nov. 15, 1997
15.	31,768Marshall 34, Rice 21	Oct. 27, 2007
16.	31,710Marshall 44, Ohio 14	Sept. 13, 2014
17.	31,511Marshall 17, Toledo 24	Sept. 12, 2003
18.	31,304Marshall 31, Youngstown State 28	Dec. 19, 1992*
19.	31,042Marshall 50, Appalachian State 17	Aug. 31, 2002
20.	30,680Marshall 41, Rice 14	Nov. 15, 2014

* NCAA Division I-AA National Championship game

Team Single-Game Records

Rushing

Marshall: 432 vs. Rhode Island (Sept. 6, 2014)
Opponent: 372 by Youngstown State (Nov. 24, 2001)

First Downs

Marshall: 37 vs. Western Carolina (Sept. 8, 2012);
 vs. Houston (Nov. 7, 2012); vs. WKU (Nov. 28, 2014)
Opponent: 37 by WKU (Nov. 28, 2014);

Passes Attempted

Marshall: 65 vs. Ohio (Sept. 15, 2012)
Opponent: 63 by Howard (Dec. 4, 1993)

Passes Completed

Marshall: 44 vs. Ball State (Nov. 30, 2002), vs. Ohio (Sept. 15, 2012)
Opponent: 36 by Montana (Dec. 21, 1996), by Tulane (Nov. 27, 2010)

Passing Yards

Marshall: 642 vs. VMI (Nov. 16, 1991)
Opponent: 516 by WKU (Nov. 28, 2014)

Total Offense

Marshall: 724 vs. Rhode Island (Sept. 6, 2014)
Opponent: 738 vs. WKU (Nov. 28, 2014)

Longest Field Goal

Marshall: 53 by Curtis Head vs. Buffalo (Oct. 12, 2002)
Opponent: 58 by Michael Barbour, East Carolina (Nov. 26, 2011)

Scoring

Marshall: 71 vs. Morehead State (Sept. 3, 1994)
Opponent: 67 by WKU (Nov. 28, 2014)

Individual Single-Game Records

Most Rushing Attempts

Marshall: 41 by Chris Parker vs. Troy (Dec. 11, 1993)
Opponent: 35 by Bob Hendry, Akron (Oct. 27, 2001)

Rushing Yards

Marshall: 272 by Devon Johnson vs. FAU (Oct. 25, 2014)
Opponent: 237 by Leon Allen, WKU (Nov. 28, 2014)

Longest Rushes

Marshall: 89 by Chris Parker vs. Eastern Illinois (Sept. 12, 1992)
Opponent: 83 by Dave Dawson, Buffalo (Oct. 23, 2004)

Rushing Touchdowns

Marshall: 5 by Ahmad Bradshaw vs. UTEP (Nov. 18, 2006)
Opponent: 4 by Trinity Dawson, Toledo (Dec. 7, 2002)

JOAN C. EDWARDS STADIUM RECORDS



▲ Former Heisman Trophy finalist Randy Moss holds the Joan C. Edwards Stadium record with 288 receiving yards against Delaware.

Passing Attempts

Marshall: 65 by Rakeem Cato vs. Ohio (Sept. 15, 2012)
Opponent: 63 by Jay Walker, Howard (Nov. 27, 1993)

Pass Completions

Marshall: 44 by Rakeem Cato vs. Ohio (Sept. 15, 2012)
Opponent: 36 by Brian Ah Yat, Montana (Dec. 21, 1996)

Passing Yards

Marshall: 496 by Michael Payton vs. VMI (Nov. 16, 1991)
Opponent: 491 by Brandon Doughty, WKU (Nov. 28, 2014)

Longest Pass

Marshall: 99, Todd Donnan to Troy Brown vs. VMI (Nov. 16, 1991)
Opponent: 97, Joshua Cribbs to Najah Pruden, Kent State (Oct. 11, 2003)

Passing Touchdowns

Marshall: 7 by Rakeem Cato vs. WKU (Nov. 28, 2014)
Opponent: 8 by Brandon Doughty, WKU (Nov. 28, 2014)

Pass Receptions

Marshall: 15 by David Foye vs. Kent State (Oct. 21, 2000)
Opponent: 13 by Joe Douglas, Montana (Dec. 21, 1996)

Receiving Yards

Marshall: 288 by Randy Moss vs. Delaware (Nov. 30, 1996)
Opponent: 216 by MacArthur Johnson, Howard (Sept. 7, 1996)

Touchdown Receptions

Marshall: 4 by Randy Moss vs. The Citadel (Nov. 2, 1996), vs. Montana (Dec. 21, 1996); Darius Watts vs. Ohio (Nov. 17, 2001)
Opponent: 3 by MacArthur Johnson, Howard (Sept. 7, 1996); by Justin Jones, East Carolina (Nov. 26, 2011); by Tyler Higbee, WKU (Nov. 28, 2014)

Number of Punts

Marshall: 9 by Travis Colquitt vs. Howard (Nov. 27, 1993); 9 by Kaare Vedvik (Sept. 24, 2016)
Opponent: 11 by Chuck Vance, West Virginia State (Sept. 24, 1994); by Niall Duggan, Hofstra (Aug. 30, 2003)

Longest Punt

Marshall: 69 by Ian O'Connor vs. Hofstra (Sept. 9, 2006)
Opponent: 62 by Scott McMahan, Buffalo (Oct. 12, 2002)

Interception Yardage

Marshall: 100 by Derek Grier vs. East Tenn. State (Nov. 23, 1991); by Melvin Cunningham vs. James Madison (Dec. 3, 1994)
Opponent: 99 by Julius Grant, Western Carolina (Nov. 20, 1993)

Punt Returns

Marshall: 8 by Tim Martin vs. Northern Iowa (Dec. 14, 1996)
Opponent: 5 by Keita Malloy, Delaware (Dec. 4, 1993); by Tracy Lampley, Southern Miss (Oct. 2, 2010)

Punt Return Yards

Marshall: 114 by Troy Brown vs. Morehead State (Sept. 14, 1991)
Opponent: 105 by DaVon Fowlkes, Appalachian State (Aug. 31, 2002)

Longest Kickoff Return

Marshall: 93 by James Williams vs. Liberty (Sept. 11, 1999)
Opponent: 98 by Quincy McDuffie, UCF (Oct. 27, 2012)

Scoring

Marshall: 30 by Ahmad Bradshaw vs. UTEP (Nov. 18, 2006)
Opponent: 24 by Trinity Dawson, Toledo (Dec. 7, 2002); by Lataavius Murray, UCF (Oct. 27, 2012)

MARSHALL VS. RANKED OPPONENTS

Marshall vs. Ranked Opponents

Since moving to Division I-A in 1997, the Herd has enjoyed a pair of landmark victories against nationally-ranked opponents. The following is the Marshall Thundering Herd's game-by-game results against NCAA Division I-A opponents ranked in the Associated Press (since 1936), UP (1950-92), CNN (1993-96), ESPN/USA Today (1997-2004) or USA Today (since 2005) Top 25 polls since 1936.

Date	Opponent	Result
9/11/76	Miami (Ohio) #20 (Associated Press)	W, 21-16
8/31/95	North Carolina State #25 (CNN)	L, 16-33
12/27/99	BYU (Motor City Bowl) #25 (CNN)	W, 21-3
9/9/00	Michigan State #23 (ESPN)/#24 (Associated Press)	L, 24-34
9/1/01	Florida #1 (Associated Press/ESPN)	L, 14-49
9/12/02	Virginia Tech #7 (Associated Press/ESPN)	L, 21-47
9/6/03	Tennessee #11 (Associated Press)/#12 (ESPN)	L, 24-34
9/20/03	Kansas State #6 (Associated Press/ESPN)	W, 27-20
9/11/04	Ohio State #9 (Associated Press/ESPN)	L, 21-24
9/18/04	Georgia #3 (Associated Press/ESPN)	L, 3-13
10/7/05	Virginia Tech #3 (Associated Press/ESPN)	L, 14-41
9/2/06	West Virginia #5 (Associated Press/ESPN)	L, 10-42
9/23/06	Tennessee #15 (Associated Press/ESPN)	L, 7-33
9/8/07	West Virginia #3 (Associated Press/ESPN)	L, 23-48
9/6/08	Wisconsin #11 (Associated Press/ESPN)	L, 14-51
9/12/09	Virginia Tech #14 (Associated Press) #15 (ESPN)	L, 10-52
9/2/10	Ohio State #2 (Associated Press/ESPN)	L, 7-45
9/10/10	West Virginia #22 (Associated Press)/#23 (ESPN)	L, 21-24 ^{OT}
9/4/11	West Virginia #24 (Associated Press/ESPN)	L, 13-34
9/23/11	Virginia Tech #11 (Associated Press)/#13 (ESPN)	L, 10-30
10/22/11	Houston #20 (Associated Press/ESPN)	L, 28-63
9/1/12	West Virginia #11 (Associated Press/ESPN)	L, 34-69
9/24/16	Louisville #3/#4 (Associated Press/USA Today)	L, 28-59

MARSHALL VS. RANKED OPPONENTS

Marshall in the Polls

Since moving to Division I-A in 1997, the Herd has finished in the final Top 25 polls two different times.

1999 Final Rankings

RB	ESPN	AP		Record
1	1	1	Florida State	12-0
5	3	2	Virginia Tech	11-1
2	2	3	Nebraska	12-1
8	4	4	Wisconsin	10-2
3	5	5	Michigan	10-2
4	6	6	Kansas State	11-1
7	7	7	Michigan State	10-2
11	8	8	Alabama	10-3
10	9	9	Tennessee	9-3
6	10	10	Marshall	13-0
9	11	11	Penn State	10-3
12	14	12	Florida	9-4
13	12	13	Mississippi State	10-2
15	13	14	Southern Miss	9-3
19	15	15	Miami (Fla.)	9-4
16	16	16	Georgia	8-4
17	19	17	Arkansas	8-4
26	17	18	Minnesota	8-4
14	18	19	Oregon	9-3
27	21	20	Georgia Tech	8-4
33	23	21	Texas	9-5
28	22	22	Mississippi	8-4
21	20	23	Texas A&M	8-4
18	25	24	Illinois	8-4
20	-	25	Purdue	7-5
28	24	-	Stanford	8-4

2002 Final Rankings

RB	ESPN	AP		Record
1	1	1	Ohio State	14-0
2	2	2	Miami (Fla.)	12-1
3	3	3	Georgia	13-1
5	4	4	Southern California	11-2
4	5	5	Oklahoma	12-2
6	7	6	Texas	11-2
12	6	7	Kansas State	11-2
7	8	8	Iowa	11-2
10	9	9	Michigan	10-3
9	10	10	Washington State	10-3
15	PB	11	Alabama	10-3
8	11	12	North Carolina State	11-3
17	13	13	Maryland	11-3
13	16	14	Auburn	9-4
14	12	15	Boise State	12-1
20	15	16	Penn State	9-4
11	17	17	Notre Dame	10-3
19	14	18	Virginia Tech	10-4
24	18	19	Pittsburgh	9-4
28	21	20	Colorado	9-5
22	23	21	Florida State	9-5
16	25	22	Virginia	9-5
39	22	23	TCU	10-2
25	19	24	Marshall	11-2
18	20	25	West Virginia	9-4
30	24	-	Florida	8-4

2014 Final Rankings

CFP*	ESPN	AP		Record
4	1	1	Ohio State	14-1
2	2	2	Oregon	13-2
6	3	3	TCU	12-1
1	4	4	Alabama	12-2
3	6	5	Florida State	13-1
8	5	6	Michigan State	11-2
5	8	7	Baylor	11-2
12	7	8	Georgia Tech	11-3
13	9	9	Georgia	10-3
14	10	10	UCLA	10-3
7	12	11	Mississippi State	10-3
15	14	12	Arizona State	10-3
18	13	13	Wisconsin	11-3
16	11	14	Missouri	11-3
17	15	15	Clemson	10-3
20	16	16	Boise State	12-2
9	19	17	Ole Miss	9-4
11	18	18	Kansas State	9-4
10	17	19	Arizona	10-4
24	21	20	USC	9-4
22	20	21	Utah	9-4
19	23	22	Auburn	8-5
-	22	23	Marshall	13-1
21	24	24	Louisville	9-4
18	25	25	Memphis	10-3
23	-	-	LSU	8-5
25	-	-	Minnesota	8-5

*CFP does not release rankings after the bowl season.

MARSHALL VS. ALL OPPONENTS

Marshall's Conference Affiliations

West Virginia Athletic Conf.....	1925-1932	(Charter member)
Buckeye Conference.....	1933-1938	
Ohio Valley Conference.....	1948-1952	
Mid-American Conference.....	1953-1969	
Southern Conference.....	1976-1996	
Mid-American Conference.....	1997-2004	
Conference USA.....	2005-	

Akron: Marshall leads series 9-5

Year	Date	Result	Score	Site
1974	9/21	Won	17-7	Huntington
1975	9/6	Lost	8-20	Akron, OH
1976	10/30	Won	13-0	Huntington
1977	11/5	Lost	7-28	Akron
1982	10/23	Won	12-10	Huntington
1997	10/11	Won	52-17	Huntington
1998	9/5	Won	27-16	Akron
2000	10/28	Won	31-28	Akron
2001	10/27	Won	50-33	Huntington
2002	11/2	Lost	20-34	Akron
2003	11/1	Won	42-24	Huntington
2004	11/5	Lost	28-31	Akron
2014	9/20	Won	48-17	Akron
2016	9/17	Lost	38-65	Akron

UAB: Marshall leads series 8-2

Year	Date	Result	Score	Site
2005	10/15	Won	20-19	Huntington
2006	10/21	Won	31-24	Birmingham
2007	11/24	Won	46-39	Huntington
2008	10/18	Lost	23-21	Birmingham
2009	10/24	Won	27-7	Huntington
2010	11/6	Won	31-17	Birmingham
2011	10/29	Won	59-14	Huntington
2012	11/10	Lost	38-31	Birmingham
2013	11/9	Won	56-14	Huntington
2014	11/22	Won	23-18	Birmingham

Appalachian State: ASU leads series 14-8

Year	Date	Result	Score	Site
1977	10/1	Lost	20-28	Boone, NC
1978	9/16	Lost	7-28	Huntington
1979	11/17	Lost	7-45	Boone
1980	10/4	Lost	6-23	Huntington
1981	11/7	Won	17-10	Boone
1982	10/8	Lost	13-21	Huntington
1983	11/12	Lost	19-28	Boone
1984	10/13	Won	35-7	Huntington
1985	11/16	Lost	0-40	Boone
1986	11/8	Lost	17-27	Huntington
1987	11/7	Lost	10-17	Boone
1987	12/12	Won	24-10	Boone
1988	10/29	Won	30-27	Huntington
1989	11/4	Lost	7-28	Boone
1990	9/22	Won	50-0	Huntington
1991	8/31	Lost	3-9	Boone
1992	11/7	Lost	34-37	Huntington
1993	10/23	Won	35-3	Huntington
1994	10/22	Lost	14-24	Boone
1995	10/21	Lost	3-10	Huntington
1996	10/26	Won	24-10	Boone
2002	8/31	Won	50-17	Huntington

Army: Series tied 1-1

Year	Date	Result	Score	Site
2010	10/2	Lost	0-38	West Point, NY
1997	9/6	Won	35-25	West Point

Ball State: Marshall leads series 3-0

Year	Date	Result	Score	Site
1997	9/27	Won	42-16	Muncie, IN
1998	10/24	Won	42-10	Huntington
2002	11/30	Won	38-14	Huntington

Boise State: BSU leads series 1-0

Year	Date	Result	Score	Site
1994	12/10	Lost	24-28	Boise, ID

Bowling Green: BGSU leads series 20-9

Year	Date	Result	Score	Site
1954	11/6	Won	26-19	Bowling Green, OH
1955	10/29	Lost	26-27	Huntington
1956	10/27	Lost	12-34	Bowling Green
1957	11/16	Lost	7-14	Huntington
1958	11/15	Lost	7-21	Bowling Green
1959	9/26	Lost	7-51	Huntington
1960	9/24	Lost	7-14	Bowling Green
1961	9/23	Lost	0-40	Huntington
1962	9/22	Lost	6-48	Bowling Green
1963	11/9	Lost	14-21	Huntington
1964	11/6	Lost	0-28	Bowling Green
1965	11/6	Lost	7-20	Huntington
1966	11/5	Lost	6-14	Bowling Green
1967	11/4	Lost	7-9	Huntington
1968	11/2	Lost	28-54	Bowling Green
1969	11/1	Won	21-16	Huntington
1970	10/31	Lost	24-26	Bowling Green
1971	10/30	Won	12-10	Huntington
1972	10/28	Lost	7-46	Bowling Green
1973	10/27	Lost	21-24	Huntington
1974	10/26	Lost	3-28	Bowling Green
1997	11/8	Won	28-0	Huntington
1998	10/31	Lost	13-34	Bowling Green
1999	9/18	Won	35-16	Huntington
2000	11/4	Won	20-13	Bowling Green
2001	9/29	Won	37-31	Huntington
2004	11/13	Lost	35-56	Bowling Green
2009	9/19	Won	17-10	Huntington
2010	9/18	Won	44-28	Bowling Green

Brigham Young: Marshall leads series 1-0

Year	Date	Result	Score	Site
1999	12/27	Won	21-3	Pontiac, MI

Brown: Marshall leads series 1-0

Year	Date	Result	Score	Site
1991	9/28	Won	46-0	Huntington

Buffalo: Marshall leads series 8-1

Year	Date	Result	Score	Site
1959	11/21	Lost	12-37	Buffalo, NY
1963	10/12	Won	10-8	Buffalo
1964	10/10	Won	14-12	Huntington
1999	10/23	Won	59-3	Buffalo
2000	9/30	Won	47-14	Huntington
2001	10/13	Won	34-14	Buffalo
2002	10/12	Won	66-21	Huntington
2003	10/18	Won	26-16	Buffalo
2004	10/23	Won	48-14	Huntington

Butler: Marshall leads series 1-0

Year	Date	Result	Score	Site
1962	11/17	Won	26-13	Huntington

UCF: UCF leads 8-3

Year	Date	Result	Score	Site
2002	9/20	Won	26-21	Huntington
2003	21-7	Won	21-7	Orlando, FL
2004	10/30	Won	20-3	Huntington
2005	9/24	Lost	13-23	Orlando
2006	11/4	Lost	22-23	Huntington
2007	11/3	Lost	13-47	Orlando
2008	11/15	Lost	30-14	Huntington
2009	11/1	Lost	20-21	Orlando
2010	10/13	Lost	14-35	Huntington
2011	10/8	Lost	6-16	Orlando
2012	10/27	Lost	54-17	Huntington

Central Michigan: Marshall leads series 4-2

Year	Date	Result	Score	Site
1975	11/1	Lost	0-34	Mount Pleasant, MI
1976	9/25	Lost	7-22	Huntington
1997	11/1	Won	45-17	Mount Pleasant
1998	11/7	Won	28-0	Huntington
2001	10/20	Won	42-21	Huntington
2002	10/26	Won	23-18	Mount Pleasant

The Citadel: Marshall leads series 9-6

Year	Date	Result	Score	Site
1978	10/7	Lost	0-41	Charleston, SC
1979	11/3	Lost	16-17	Huntington
1982	10/30	Lost	7-24	Charleston
1983	10/29	Won	26-10	Huntington
1984	10/20	Lost	17-28	Charleston
1985	9/28	Won	17-14	Huntington
1988	11/5	Lost	3-20	Charleston
1989	10/14	Won	40-17	Huntington
1990	9/22	Lost	10-21	Charleston
1991	11/9	Won	37-31	Huntington
1992	10/17	Won	34-13	Charleston
1993	10/30	Won	35-15	Charleston
1994	10/29	Won	42-30	Huntington
1995	10/28	Won	21-19	Charleston
1996	11/2	Won	56-25	Huntington

Charlotte: Series tied 1-1

Year	Date	Result	Score	Site
2015	10/31	Won	34-10	Charlotte
2016	10/22	Lost	27-24	Huntington

Cincinnati: UC leads series 8-3-1

Year	Date	Result	Score	Site
1906	10/6	Tie	0-0	Cincinnati, OH
1933	10/21	Lost	0-19	Cincinnati
1934	11/3	Lost	0-7	Cincinnati
1935	11/9	Lost	13-39	Huntington
1936	10/17	Lost	7-13	Cincinnati
1937	11/13	Won	28-0	Huntington
1938	11/12	Won	27-9	Cincinnati
1946	10/5	Lost	14-39	Cincinnati
2000	12/27	Won	25-14	Pontiac, MI
2004	12/23	Lost	14-32	Fort Worth, TX
2007	9/22	Lost	14-40	Cincinnati
2008	10/3	Lost	33-10	Huntington

Clemson: Marshall leads series 1-0

Year	Date	Result	Score	Site
1999	9/4	Won	13-10	Clemson, SC

Connecticut: Marshall leads series 1-0

Year	Date	Result	Score	Site
2015	12/26	Won	16-10	St. Petersburg, FL

Davidson: Marshall leads series 1-0

Year	Date	Result	Score	Site
1986	10/25	Won	63-14	Huntington

Dayton: UD leads series 16-6

Year	Date	Result	Score	Site
1932	10/21	Lost	7-13	Dayton, OH
1935	10/11	Lost	6-20	Dayton
1936	9/26	Won	14-0	Huntington
1937	11/20	Won	7-0	Dayton
1938	10/30	Lost	7-13	Dayton
1939	10/21	Won	19-13	Dayton
1940	10/5	Won	25-12	Huntington
1941	10/4	Lost	0-7	Dayton
1942	10/31	Lost	13-20	Dayton
1946	11/23	Lost	7-29	Dayton
1948	10/9	Lost	0-33	Dayton
1949	10/8	Lost	23-40	Huntington
1950	11/18	Lost	6-35	Dayton
1951	11/17	Lost	13-37	Huntington
1952	11/8	Lost	14-31	Dayton
1953	11/7	Lost	7-21	Huntington
1971	10/16	Lost	0-13	Huntington
1972	9/23	Lost	0-39	Dayton
1973	11/17	Won	37-14	Huntington
1974	11/16	Lost	13-14	Dayton
1975	11/15	Lost	8-29	Dayton
1976	10/16	Won	9-0	Huntington

MARSHALL VS. ALL OPPONENTS

Delaware: Marshall leads series 3-1-1

Year	Date	Result	Score	Site
1959	10/24Lost	6-30	Newark, DE
1960	10/22Tie	6-6	Huntington
1992	12/12Won	28-7	Huntington
1993	12/4Won	34-31	Huntington
1996	11/30Won	59-14	Huntington

East Carolina: ECU leads series 10-5

Year	Date	Result	Score	Site
1967	11/18Lost	13-29	Huntington
1968	11/16Lost	20-49	Greenville, NC
1969	11/15Won	38-7	Huntington
1970	11/14Lost	14-17	Greenville
1978	11/18Lost	0-45	Greenville
2001	12/19Won (2OT)	64-61	Mobility, AL
2005	11/19Lost	29-34	Huntington
2006	11/11Lost	33-20	Greenville
2007	11/10Won	26-7	Huntington
2008	11/8Lost(OT)	19-16	Greenville
2009	10/3Lost	21-17	Huntington
2010	10/23Lost	14-35	Greenville
2011	11/26Won	34-27	Huntington
2012	11/23Loss (2OT)	65-59	Greenville
2013	11/29Won	59-28	Huntington

East Tennessee St.: Marshall leads series 13-4

Year	Date	Result	Score	Site
1980	11/22Lost	16-21	Johnson City, TN
1981	9/26Lost	10-14	Huntington
1982	11/20Lost	0-28	Johnson City
1983	10/8Won	13-10	Huntington
1984	11/17Won	31-28	Johnson City
1985	11/9Won	34-21	Huntington
1986	10/18Won	34-19	Johnson City
1987	10/17Won	27-7	Huntington
1988	10/15Won	50-14	Johnson City
1989	9/16Won	31-21	Huntington
1990	10/13Lost	17-38	Johnson City
1991	11/23Won	63-9	Huntington
1992	11/21Won	49-10	Johnson City
1993	11/6Won	33-9	Huntington
1994	11/5Won	42-12	Johnson City
1995	11/4Won	52-0	Huntington
1996	11/9Won	34-10	Johnson City

Eastern Illinois: Marshall leads series 1-0

Year	Date	Result	Score	Site
1992	9/12Won	63-28	Huntington

Eastern Kentucky: Marshall leads series 10-8-1

Year	Date	Result	Score	Site
1926	10/1Won	34-0	Huntington
1947	10/4Won	7-6	Richmond, KY
1948	10/2Lost	7-20	Huntington
1949	10/1Won	24-7	Richmond
1950	9/30Lost	0-34	Huntington
1951	9/29Lost	6-13	Richmond
1952	9/27Lost	19-26	Huntington
1960	11/19Won	13-0	Ashland, KY
1961	11/18Won	20-0	Ashland, KY
1965	9/25Won	28-12	Richmond
1966	9/24Lost	6-26	Huntington
1985	9/21Won	13-7	Richmond
1986	9/30Tie	13-13	Huntington
1987	9/19Lost	34-37	Richmond
1988	9/17Won	34-32	Huntington
1989	10/21Lost	23-38	Richmond
1990	11/10Lost	12-15	Huntington
1991	12/14Won	14-7	Huntington
1992	11/28Won	44-0	Huntington

Eastern Michigan: Marshall leads series 3-1

Year	Date	Result	Score	Site
1983	9/3Lost	3-7	Ypsilanti, MI
1984	9/15Won	24-17	Huntington
1997	10/25Won	48-25	Huntington
1998	9/26Won	26-23	Ypsilanti

Florida: Florida leads series 1-0

Year	Date	Result	Score	Site
2001	9/11Lost	14-49	Gainesville, FL

FAU: Marshall leads 4-0

Year	Date	Result	Score	Site
2013	10/12Won	24-23	Boca Raton, FL
2014	10/25Won	35-16	Huntington
2015	10/17Won	33-17	Boca Raton, FL
2016	10/15Won	27-21	Huntington

FIU: Marshall leads 4-1

Year	Date	Result	Score	Site
2011	12/20Won	20-10	St. Petersburg, FL
2013	11/23Won	48-10	Miami, FL
2014	10/18Won	45-13	Miami, FL
2015	11/14Won	52-0	Huntington
2016	11/19Lost	14-31	Miami, FL

Furman: Furman leads series 15-8

Year	Date	Result	Score	Site
1938	11/5Lost	13-18	Huntington
1977	10/15Lost	24-42	Greenville, SC
1978	10/28Lost	12-42	Huntington
1979	10/13Lost	24-34	Greenville
1980	11/1Lost	0-35	Charleston, WV
1981	10/31Lost	3-35	Greenville
1982	11/13Lost	7-45	Huntington
1983	9/24Lost	7-31	Greenville
1984	9/22Lost	28-38	Huntington
1985	10/12Lost	3-34	Greenville
1986	9/27Lost	10-38	Huntington
1987	10/3Lost	36-42	Greenville
1988	10/8Won	24-10	Huntington
1988	12/3Lost	9-13	Huntington
1989	10/7Lost	13-34	Greenville
1990	9/29Won	10-7	Huntington
1991	10/12Won	38-35	Greenville
1992	10/10Won	48-6	Huntington
1993	11/13Lost	3-17	Greenville
1994	11/12Won	35-14	Huntington
1995	11/11Won	31-6	Greenville
1996	11/16Won	42-17	Huntington
1996	12/7Won	54-0	Huntington

Gardner-Webb: Marshall leads series 1-0

Year	Date	Result	Score	Site
2013	9/7Won	55-0	Huntington

Georgia: Georgia leads series 1-0

Year	Date	Result	Score	Site
2004	9/18Lost	3-13	Athens, GA

Georgia Southern: Marshall leads series 4-2

Year	Date	Result	Score	Site
1989	11/18Lost	31-63	Statesboro, GA
1990	10/6Lost	14-17	Huntington
1993	9/18Won	13-3	Huntington
1994	9/17Won	34-10	Statesboro
1995	9/16Won	37-7	Huntington
1996	9/21Won	29-13	Statesboro

Hofstra: Marshall leads series 3-0

Year	Date	Result	Score	Site
1995	11/18Won	30-28	Huntington
2003	11/30Won	45-21	Huntington
2006	9/9Won	54-31	Huntington

Houston: Series tied 2-2

Year	Date	Result	Score	Site
2007	11/17Lost	28-35	Houston
2008	10/28Won	37-23	Huntington
2011	10/22Lost	28-63	Houston
2012	11/17Won	44-41	Huntington

Howard: Marshall leads series 2-0

Year	Date	Result	Score	Site
1993	11/27Won	28-14	Huntington
1996	9/7Won	55-27	Huntington

Illinois State: Marshall leads series 4-1

Year	Date	Result	Score	Site
1975	9/27Won	36-3	Huntington
1976	9/18Won	23-13	Normal, IL
1983	9/10Lost	3-27	Huntington
1984	11/10Won	10-3	Normal
2008	8/3Won	35-10	Huntington

Indiana State: Series tied 1-1

Year	Date	Result	Score	Site
1947	10/25Won	33-0	Huntington
1981	11/21Lost	0-42	Huntington

Jackson State: Marshall leads series 1-0

Year	Date	Result	Score	Site
1995	11/25Won	38-8	Huntington

James Madison: Marshall leads series 2-0

Year	Date	Result	Score	Site
1987	11/28Won	41-12	Huntington
1994	12/3Won	28-21 (OT)	Huntington

Kansas State: KSU leads series 1-2

Year	Date	Result	Score	Site
2003	9/20Won	27-20	Manhattan, Kan.
2005	9/10Lost	19-21	Huntington
2006	10/16Lost	7-23	Manhattan

Kent State: Series tied 18-18

Year	Date	Result	Score	Site
1952	10/25Lost	14-26	Huntington
1953	10/24Lost	7-27	Kent, OH
1954	10/23Lost	20-41	Huntington
1955	10/22Lost	6-39	Kent
1956	10/20Lost	7-25	Huntington
1957	10/19Won	7-6	Huntington
1958	10/18Lost	0-24	Kent
1959	10/17Lost	7-46	Kent
1960	10/15Lost	6-22	Kent
1961	10/14Won	14-8	Huntington
1962	10/13Lost	14-23	Kent
1963	11/16Won	14-8	Kent
1964	11/14Won	12-7	Huntington
1965	11/13Lost	13-33	Kent
1966	11/12Won	16-7	Huntington
1967	11/11Lost	2-41	Kent
1968	11/9Lost	12-36	Huntington
1969	11/8Won	31-20	Kent
1970	11/7Won	20-17	Huntington
1971	11/6Lost	0-21	Kent
1972	11/4Lost	14-16	Huntington
1973	11/3Lost	3-35	Kent
1974	11/2Lost	7-35	Huntington
1975	11/8Lost	21-30	Kent
1978	10/21Lost	17-20	Kent
1980	9/13Won	17-7	Huntington
1982	9/4Won	30-21	Huntington
1997	9/13Won	42-17	Kent
1998	10/17Won	42-7	Huntington
1999	11/6Won	28-16	Kent
2000	10/21Won	34-12	Huntington
2001	11/3Won	42-21	Kent
2002	10/5Won	42-21	Kent
2003	10/11Won	49-33	Huntington
2004	10/16Won	27-17	Kent
2015	9/26W	36-29 (OT)	Kent

Kentucky: UK leads series 6-0

Year	Date	Result	Score	Site
1905	11/2Lost	0-53	Huntington
1912	10/5Lost	6-13	Lexington, KY
1921	10/8Lost	0-28	Lexington
1922	9/30Lost	0-16	Lexington
1923	9/29Lost	0-41	Lexington
1960	10/8Lost	0-55	Lexington

Liberty: Marshall leads series 1-0

MARSHALL VS. ALL OPPONENTS

Louisiana-Monroe: ULM leads series 1-0

Year Date . Result .. Score **Site**
1987.... 12/19.....Lost... 42-43Pocatello, ID

Louisiana Tech: Series tied 1-1

Year Date . Result .. Score **Site**
1942.... 10/9.....Lost... 0-26Ruston, LA
2014.... 12/6.....Won... 26-23Huntington

Louisville: UL leads series 17-12

Year Date . Result .. Score **Site**
1921.... 11/26.....Won... 21-0Huntington
1922.... 11/30.....Won... 21-7Huntington
1924.... 11/27.....Won... 16-6Huntington
1925.... 11/26.....Lost... 2-7Louisville, KY
1926.... 11/20.....Lost... 3-27Louisville
1927.... 10/22.....Won... 37-6Louisville
1928.... 11/24.....Won... 13-0Louisville
1929.... 10/26.....Won... 25-6Huntington
1930.... 11/15.....Lost... 12-13Huntington
1932.... 9/23.....Won... 60-0Huntington
1939.... 10/31.....Lost... 6-48Louisville
1960.... 10/29.....Lost... 0-7Huntington
1961.... 9/30.....Lost... 7-32Louisville
1962.... 9/29.....Lost... 0-18Huntington
1963.... 10/26.....Lost... 14-27Louisville
1964.... 10/24.....Won... 28-6Huntington
1965.... 10/23.....Lost... 7-28Louisville
1966.... 10/22.....Lost... 15-35Huntington
1967.... 10/21.....Lost... 7-43Louisville
1968.... 10/19.....Lost... 10-13Huntington
1969.... 10/18.....Lost... 17-34Louisville
1970.... 10/17.....Lost... 14-16Huntington
1977.... 10/29.....Lost... 0-56Huntington
1981.... 10/3.....Lost... 0-36Louisville
1987.... 10/10.....Won... 34-31Louisville
1998.... 12/23.....Won... 48-29Pontiac, MI
2002.... 12/18.....Won... 38-15Mobile, AL
2011.... 10/1.....Won... 17-13Louisville
2016.... 9/24.....Lost... 28-59Huntington

Maryland: Marshall leads series 1-0

Year Date . Result .. Score **Site**
2013.... 12/27.....Won... 31-20Annapolis, Md.

Massachusetts: Marshall leads series 1-0

Year Date . Result .. Score **Site**
2001.... 9/8.....Won... 49-20Huntington

McNeese State: MSU leads series 2-1

Year Date . Result .. Score **Site**
1975.... 10/4.....Lost... 3-33Huntington
1976.... 10/2.....Lost... 9-34Lake Charles, LA
1995.... 12/9.....Won... 25-13Lake Charles

Memphis: Marshall leads series 6-2

Year Date . Result .. Score **Site**
2005.... 11/26.....Lost... 3-26Memphis, TN
2006.... 10/28.....Won... 41-27Huntington
2007.... 10/02.....Lost... 21-24Memphis
2008.... 9/13.....Won... 17-16Huntington
2009.... 9/26.....Won... 27-16Memphis
2010.... 11/13.....Won... 28-13Huntington
2011.... 11/17.....Won... 23-22Memphis
2012.... 11/3.....Won... 38-28Huntington

Miami (Fla.): Miami leads series 1-0

Year Date . Result .. Score **Site**
2007.... 9/1.....Lost... 3-31Miami

Miami (Ohio): Miami leads series 30-12-1

Year Date . Result .. Score **Site**
1905.... 11/30.....Lost... 5-35Huntington
1933.... 10/14.....Lost... 14-42Oxford, OH
1934.... 11/17.....Lost... 0-7Huntington
1935.... 10/26.....Lost... 13-20Oxford
1936.... 11/14.....Lost... 7-14Huntington
1937.... 10/9.....Won... 7-0Oxford
1938.... 10/8.....Won... 41-0Huntington
1939.... 10/14.....Won... 21-0Oxford
1948.... 9/18.....Lost... 6-38Oxford
1953.... 10/17.....Lost... 6-48Huntington

1954.... 10/16.....Lost... 0-46Oxford
1955.... 10/15.....Lost... 7-46Huntington
1956.... 10/13.....Lost... 14-21Oxford
1957.... 11/9.....Lost... 13-25Oxford
1958.... 11/8.....Lost... 0-26Huntington
1963.... 9/28.....Tie... 14-14Oxford
1964.... 9/26.....Lost... 0-21Huntington
1965.... 10/16.....Lost... 7-28Oxford
1966.... 10/15.....Lost... 0-12Huntington
1967.... 10/14.....Lost... 6-48Oxford
1968.... 10/12.....Lost... 0-46Huntington
1969.... 10/11.....Lost... 7-35Oxford
1970.... 10/10.....Lost... 12-19Huntington
1971.... 10/2.....Lost... 6-66Oxford
1972.... 10/7.....Lost... 7-22Huntington
1973.... 10/6.....Lost... 6-31Oxford
1974.... 9/28.....Lost... 0-42Huntington
1975.... 9/13.....Lost... 0-50Oxford
1976.... 9/11.....Won... 21-16Huntington
1977.... 10/8.....Lost... 19-29Oxford
1978.... 10/14.....Lost... 3-29Huntington
1979.... 10/6.....Lost... 0-28Huntington
1980.... 10/11.....Lost... 6-34Oxford
1997.... 10/18.....Lost... 21-45Oxford
1998.... 10/3.....Won... 31-17Huntington
1999.... 10/2.....Won... 32-14Oxford
2000.... 11/11.....Won... 51-31Huntington
2001.... 11/10.....Won... 27-21Oxford
2002.... 11/12.....Won... 36-34Huntington
2003.... 11/12.....Lost... 6-45Oxford
2004.... 9/29.....Won... 33-25Huntington
2013.... 8/31.....Won... 52-14Huntington
2014.... 8/30.....Won... 42-27Oxford

Michigan State: MSU leads series 1-0

Year Date . Result .. Score **Site**
2000.... 9/9.....Lost... 24-34East Lansing, MI

Middle Tennessee: Marshall leads series 4-2

Year Date . Result .. Score **Site**
1992.... 12/5.....Won... 35-21Huntington
1994.... 11/26.....Won... 49-14Huntington
2013.... 10/24.....Lost... 49-51Murfreesboro
2014.... 10/11.....Won... 49-24Huntington
2015.... 11/7.....L... 24-27 (3OT) .Murfreesboro
2016.... 11/12.....Won... 42-17Huntington

Mississippi: Mississippi leads series 1-0

Year Date . Result .. Score **Site**
1997.... 12/26.....Lost... 31-34Pontiac, MI

Mississippi State: MSU leads series 1-0

Year Date . Result .. Score **Site**
1979.... 10/20.....Lost... 0-48Starkville, MS

Missouri: Missouri leads series 1-0

Year Date . Result .. Score **Site**
1992.... 10/3.....Lost... 21-44Columbia, MO

Montana: Series tied 1-1

Year Date . Result .. Score **Site**
1995.... 12/16.....Lost... 20-22Huntington
1996.... 12/21.....Won... 49-29Huntington

Morehead State: Marshall leads series 33-10-3

Year Date . Result .. Score **Site**
1928.... 10/13.....Won... 26-0Ashland, KY
1940.... 9/21.....Won... 13-6Huntington
1941.... 11/8.....Won... 28-7Huntington
1942.... 9/26.....Tie... 0-0Huntington
1946.... 11/16.....Lost... 20-29Huntington
1947.... 9/27.....Won... 38-12Huntington
1948.... 9/25.....Won... 19-7Huntington
1949.... 9/24.....Won... 20-15Huntington
1950.... 9/23.....Lost... 6-51Huntington
1951.... 9/22.....Won... 21-6Huntington
1952.... 9/20.....Won... 48-14Huntington
1953.... 9/26.....Won... 40-0Huntington
1954.... 9/25.....Won... 19-7Huntington
1957.... 9/28.....Won... 21-0Huntington
1958.... 9/27.....Won... 30-16Huntington
1961.... 10/21.....Tie... 0-0Huntington

1962.... 10/20.....Won... 26-18Ashland
1963.... 9/21.....Lost... 6-19Huntington
1964.... 9/19.....Lost... 0-6Morehead, KY
1965.... 9/18.....Won... 22-12Huntington
1966.... 9/17.....Won... 27-20Huntington
1967.... 9/16.....Lost... 6-30Morehead
1968.... 9/14.....Tie... 7-7Huntington
1969.... 9/20.....Lost... 14-27Morehead
1970.... 9/19.....Won... 17-7Huntington
1971.... 9/18.....Lost... 6-29Morehead
1972.... 9/16.....Won... 27-24Huntington
1973.... 9/15.....Won... 24-17Huntington
1974.... 9/14.....Lost... 12-14Morehead
1975.... 9/20.....Lost... 16-19Huntington
1976.... 9/4.....Won*... 14-31Morehead
(*forfeit/using ineligible player)
1977.... 9/17.....Won... 38-26Huntington
1980.... 9/6.....Won... 35-8Morehead
1981.... 9/12.....Won... 20-17Huntington
1983.... 9/17.....Won... 35-0Morehead
1984.... 9/8.....Won... 40-6Huntington
1985.... 9/7.....Won... 27-10Morehead
1986.... 9/6.....Lost... 10-19Huntington
1987.... 9/5.....Won... 29-0Huntington
1988.... 9/3.....Won... 30-17Morehead
1989.... 9/9.....Won... 30-7Huntington
1990.... 9/1.....Won... 28-14Huntington
1991.... 9/14.....Won... 70-11Huntington
1992.... 9/5.....Won... 49-7Huntington
1993.... 9/4.....Won... 56-0Huntington
1994.... 9/3.....Won... 71-7Huntington

Morgan State: Marshall leads series 1-0

Year Date . Result .. Score **Site**
2016.... 9/10.....Won... 62-0Huntington

Murray State: MSU leads series 4-3

Year Date . Result .. Score **Site**
1946.... 11/9.....Lost... 0-19Murray, KY
1947.... 11/8.....Won... 41-20Huntington
1948.... 10/15.....Lost... 0-27Murray
1949.... 10/15.....Won... 13-6Huntington
1950.... 10/14.....Lost... 0-14Murray
1951.... 10/13.....Lost... 13-28Huntington
1993.... 9/11.....Won... 29-3Huntington

Nevada-Las Vegas: UNLV leads series 1-0

Year Date . Result .. Score **Site**
1973.... 9/21.....Lost... 9-31Las Vegas, NV

New Hampshire: Series tied 1-1

Year Date . Result .. Score **Site**
1991.... 9/7.....Won... 24-23Huntington
2007.... 9/15.....Lost... 35-38Huntington

Norfolk State: Marshall leads 1-0

Year Date . Result .. Score **Site**
2015.... 9/19.....Won... 45-7Huntington

North Carolina: UNC leads series 1-0

Year Date . Result .. Score **Site**
2000.... 9/23.....Lost... 15-20Chapel Hill, NC

North Carolina State: NCSU leads series 3-0

Year Date . Result .. Score **Site**
1991.... 10/19.....Lost... 14-15Raleigh, NC
1993.... 10/16.....Lost... 17-24Raleigh
1995.... 8/31.....Lost... 16-33Raleigh

North Texas: Marshall leads series 2-1

Year Date . Result .. Score **Site**
1988.... 11/26.....Won... 7-0Huntington
2015.... 10/24.....Won... 30-13Huntington
2016.... 10/8.....Lost... 38-21Denton

Northern Illinois: Series tied 4-4

Year Date . Result .. Score **Site**
1969.... 10/4.....Lost... 17-18Huntington
1971.... 10/9.....Lost... 18-33DeKalb, IL
1972.... 9/30.....Lost... 7-24Huntington
1973.... 10/13.....Won... 39-36DeKalb
1974.... 10/12.....Lost... 17-20Huntington

MARSHALL VS. ALL OPPONENTS

Northern Iowa: Marshall leads series 3-0

Year	Date	Result	Score	Site
1991	12/7	Won	41-13	Huntington
1995	12/2	Won	41-24	Huntington
1996	12/14	Won	31-14	Huntington

Ohio: Ohio leads series 33-20-6

Year	Date	Result	Score	Site
1905	11/11	Won	6-5	Huntington
1908	10/3	Lost	0-59	Athens, OH
1911	10/21	Tie	5-5	Athens
1915	11/20	Lost	7-21	Huntington
1920	10/16	Lost	0-55	Athens
1933	11/11	Tie	0-0	Huntington
1934	10/27	Lost	0-8	Athens
1935	10/19	Lost	13-20	Athens
1936	10/10	Tie	13-13	Athens
1937	10/30	Tie	13-13	Huntington
1938	11/19	Lost	7-14	Athens
1949	10/29	Won	14-6	Huntington
1950	11/23	Lost	6-14	Athens
1951	11/22	Tie	13-13	Huntington
1952	11/22	Tie	21-21	Athens
1953	11/21	Won	9-6	Huntington
1954	11/20	Lost	25-26	Athens
1955	9/24	Lost	6-13	Athens
1956	11/17	Lost	0-16	Athens
1957	10/26	Won	34-28	Huntington
1958	10/25	Lost	0-22	Athens
1959	11/7	Lost	14-21	Huntington
1960	11/5	Lost	0-19	Athens
1961	11/4	Lost	7-14	Huntington
1962	11/3	Lost	0-35	Athens
1963	11/23	Lost	0-17	Huntington
1964	11/21	Won	10-0	Athens
1965	11/20	Won	29-14	Huntington
1966	11/19	Lost	6-28	Athens
1967	9/23	Lost	14-48	Huntington
1968	9/21	Lost	8-48	Athens
1969	11/22	Lost	35-38	Huntington
1970	11/21	Did not play due to plane crash		
1971	11/20	Lost	0-30	Huntington
1972	11/18	Won	31-14	Athens
1973	11/18	Lost	21-35	Huntington
1974	11/23	Lost	0-35	Athens
1975	11/22	Lost	21-38	Huntington
1977	9/10	Lost	27-49	Huntington
1979	9/22	Lost	0-35	Athens
1980	11/8	Lost	20-28	Athens
1985	9/14	Won	31-7	Huntington
1986	9/13	Won	21-7	Athens
1987	9/12	Lost	15-23	Athens
1988	9/10	Won	31-14	Huntington
1997	11/15	Won	27-0	Huntington
1998	10/10	Won	30-23	Athens
1999	11/26	Won	34-3	Huntington
2000	11/18	Lost	28-38	Athens
2001	11/17	Won	42-18	Huntington
2002	11/23	Won	24-21	Athens
2003	11/28	Won	28-0	Huntington
2004	10/9	Won	16-13	Athens
2009	12/26	Won	21-17	Detroit, Mich.
2010	9/25	Won	24-23	Huntington
2011	9/17	Lost	7-44	Athens
2012	9/15	Lost	24-27	Huntington
2013	9/14	Lost	31-34	Athens
2014	9/13	Won	44-14	Huntington
2015	9/12	Lost	21-10	Athens

Ohio State: Ohio State leads series 2-0

Year	Date	Result	Score	Site
2004	9/11	Lost	21-24	Columbus, OH
2010	9/2	Lost	7-45	Huntington

Old Dominion: Marshall leads series 2-1

Year	Date	Result	Score	Site
2014	10/4	Won	56-14	Norfolk
2015	10/3	Won	27-7	Huntington
2016	11/5	Lost	14-38	Norfolk

Penn State: PSU leads series 2-0

Year	Date	Result	Score	Site
1929	10/12	Lost	7-26	State College, PA
1930	10/11	Lost	0-65	State College

Pittsburgh: Pittsburgh leads series 1-0

Year	Date	Result	Score	Site
2016	10/1	Lost	43-27	Pittsburgh

Purdue: Series tied 1-1

Year	Date	Result	Score	Site
2012	9/29	Lost	51-41	West Lafayette
2015	9/6	Won	41-31	Huntington

Rhode Island: Marshall leads series 1-0

Year	Date	Result	Score	Site
2014	9/6	Won	48-7	Huntington

Rice: Series tied 2-2

Year	Date	Result	Score	Site
2007	10/27	Won	34-21	Huntington
2008	11/22	Lost	35-10	Houston
2011	10/15	Won	24-20	Huntington
2012	9/22	Won	54-51	Houston
2013	12/7	Lost	41-24	Houston
2014	11/15	Won	41-14	Huntington

South Carolina: Marshall leads series 1-0

Year	Date	Result	Score	Site
1998	9/19	Won	24-21	Columbia, SC

Southeast Missouri: Marshall leads series 1-0

Year	Date	Result	Score	Site
2000	8/31	Won	63-7	Huntington

Southern Illinois: SIU leads series 2-1

Year	Date	Result	Score	Site
1976	11/20	Lost	16-44	Huntington
1978	11/11	Lost	14-15	Carbondale
2009	9/5	Won	31-28	Huntington

SMU: Series tied, 2-2

Year	Date	Result	Score	Site
2005	10/1	W (OT)	16-13	Huntington
2006	10/14	Lost	21-31	Dallas
2009	11/21	Won	34-31	Huntington
2010	11/20	Lost	17-31	Dallas

Southern Miss: Series tied 6-6

Year	Date	Result	Score	Site
2005	11/8	L (OT)	24-27	Huntington
2006	11/25	Lost	7-42	Hattiesburg, MS
2007	10/21	Lost	24-33	Huntington
2008	9/20	Won	34-27	Hattiesburg
2009	11/14	Lost	20-27	Huntington
2010	10/2	Lost	16-41	Hattiesburg
2011	9/10	Won	26-20	Huntington
2012	10/20	Won	59-24	Hattiesburg
2013	11/2	Won	61-13	Huntington
2014	11/8	Won	63-17	Hattiesburg
2015	10/9	Won	31-10	Huntington
2016	10/29	Lost	14-24	Hattiesburg

Temple: Series is tied 1-1

Year	Date	Result	Score	Site
1974	10/5	Lost	10-31	Philadelphia, PA
1999	9/25	Won	34-0	Huntington

Tennessee: UT leads series 2-0

Year	Date	Result	Score	Site
2003	9/6	Lost	24-34	Knoxville, TN
2006	9/23	Lost	7-33	Knoxville, TN

Tennessee-Chattanooga: UTC leads series 13-7

Year	Date	Result	Score	Site
1977	11/19	Lost	20-37	Chattanooga, TN
1978	9/23	Lost	23-27	Huntington
1979	9/29	Lost	0-27	Chattanooga
1980	10/18	Lost	11-21	Huntington
1981	10/10	Lost	0-20	Chattanooga
1982	10/2	Lost	7-17	Huntington
1983	10/22	Lost	16-23	Chattanooga
1984	10/27	Lost	13-17	Huntington
1985	11/2	Lost	7-38	Chattanooga
1986	11/1	Won	41-20	Huntington
1987	10/31	Won	28-26	Chattanooga
1988	10/22	Won	38-7	Huntington
1989	9/23	Lost	0-14	Chattanooga
1990	10/20	Lost	23-29	Huntington
1991	10/26	Lost	31-38	Chattanooga

1992	10/24	Won	52-23	Huntington
1993	10/2	Lost	31-33	Chattanooga
1994	10/1	Won	62-21	Huntington
1995	9/30	Won	35-32	Chattanooga
1996	10/5	Won	45-0	Huntington

Tennessee Tech: Marshall leads series 6-1

Year	Date	Result	Score	Site
1949	11/5	Won	20-7	Cookeville
1950	11/4	Won	13-0	Huntington
1951	11/3	Won	20-13	Cookeville
1952	11/1	Lost	7-28	Huntington
1992	11/14	Won	52-14	Huntington
1994	9/10	Won	24-10	Huntington
1995	9/9	Won	45-14	Huntington

UTEP: Series tied 2-2

Year	Date	Result	Score	Site
2005	10/22	Lost	3-31	El Paso, TX
2006	11/18	Won	49-21	Huntington
2009	11/28	Lost	21-52	El Paso
2010	10/30	Won	16-12	Huntington

UTSA: Marshall leads series 1-0

Year	Date	Result	Score	Site
2013	10/5	Won	34-10	Huntington

Toledo: Toledo leads 22-18-1

Year	Date	Result	Score	Site
1938	10/22	Lost	7-13	Toledo, OH
1939	11/11	Won	14-12	Huntington
1940	10/12	Lost	6-7	Toledo
1941	10/11	Won	13-7	Huntington
1942	10/24	Lost	0-7	Toledo
1946	10/12	Tie	14-14	Huntington
1951	10/20	Lost	14-32	Toledo
1954	11/12	Lost	21-27	Huntington
1955	11/12	Lost	20-27	Toledo
1956	11/9	Won	32-13	Huntington
1957	10/12	Won	14-7	Toledo
1958	10/11	Won	35-12	Huntington
1959	10/10	Won	20-13	Toledo
1960	10/1	Won	14-0	Huntington
1961	10/7	Lost	6-33	Toledo
1962	10/6	Lost	12-42	Huntington
1963	10/5	Won	19-18	Huntington
1964	10/3	Won	13-0	Toledo
1965	10/2	Won	14-0	Huntington
1966	10/1	Lost	7-23	Toledo
1967	9/30	Lost	7-14	Huntington
1968	9/28	Lost	12-25	Toledo
1969	9/27	Lost	13-38	Huntington
1970	9/26	Lost	3-52	Toledo
1971	11/13	Lost	0-43	Huntington
1972	11/11	Lost	0-21	Toledo
1973	11/10	Won	17-14	Huntington
1974	11/9	Lost	15-45	Toledo
1976	11/13	Lost	8-39	Toledo
1977	9/24	Won	24-0	Huntington
1978	9/9	Won	17-0	Toledo
1979	9/8	Won	31-14	Huntington
1980	11/15	Lost	0-38	Huntington
1982	9/18	Lost	9-17	Toledo
1997	12/5	Won	34-14	Huntington
1998	12/4	Won	23-17	Huntington
1999	10/14	Won	38-13	Huntington
2000	10/14	Lost	0-42	Toledo
2001				

MARSHALL VS. ALL OPPONENTS

Tulane: Marshall leads series 4-0

Year	Date	Result	Score	Site
2005	10/29	Won	27-26	Mobile, AL
2006	11/4	Won	42-21	Huntington
2009	10/10	Won	31-10	New Orleans, La.
2010	11/27	Won	38-23	Huntington

Tulsa: Tulsa leads series 4-1

Year	Date	Result	Score	Site
2007	10/13	Lost	31-38	Tulsa
2008	11/29	Lost	38-35	Huntington
2011	11/12	Lost	17-59	Tulsa
2012	10/6	Lost	45-38	Huntington
2013	11/14	Won	45-34	Tulsa

Valparaiso: Marshall leads series 1-0

Year	Date	Result	Score	Site
1936	10/2	Won	81-0	Huntington

Vanderbilt: Vandy leads series 2-0

Year	Date	Result	Score	Site
1948	11/13	Lost	0-56	Nashville, TN
1949	11/19	Lost	6-27	Nashville

Villanova: Villanova leads series 3-0

Year	Date	Result	Score	Site
1975	10/18	Lost	14-21	Philadelphia, PA
1976	11/6	Lost	10-23	Huntington
1979	10/27	Lost	14-24	Huntington

Va. Military Institute: Marshall leads series 14-5

Year	Date	Result	Score	Site
1959	9/19	Lost	0-46	Huntington
1961	9/16	Lost	6-33	Huntington
1979	11/10	Lost	3-13	Huntington
1980	9/20	Lost	3-17	Lexington, VA
1981	10/24	Lost	16-20	Huntington
1982	11/6	Won	22-20	Lexington
1983	11/19	Won	56-7	Huntington
1985	10/19	Won	21-16	Huntington
1986	10/4	Won	16-9	Lexington
1987	10/24	Won	42-7	Huntington
1988	9/24	Won	24-20	Lexington
1989	10/28	Won	40-10	Huntington
1990	10/27	Won	52-7	Lexington
1991	11/16	Won	61-0	Huntington
1992	9/19	Won	34-16	Lexington
1993	10/9	Won	51-0	Huntington
1994	10/8	Won	49-7	Lexington
1995	10/7	Won	56-21	Huntington
1996	10/12	Won	45-20	Lexington

Virginia Tech: VT leads series 10-2

Year	Date	Result	Score	Site
1913	11/8	Lost	0-47	Blacksburg, VA
1914	11/7	Lost	6-53	Blacksburg
1939	9/30	Won	20-0	Huntington
1940	9/28	Won	13-7	Huntington
1951	9/15	Lost	12-18	Bluefield, WV
1952	9/13	Lost	14-19	Bluefield, WV
1953	9/19	Lost	0-7	Bluefield, WV
2002	9/12	Lost	21-47	Blacksburg
2005	10/8	Lost	14-41	Blacksburg
2009	9/12	Lost	10-52	Blacksburg
2011	9/24	Lost	10-30	Huntington
2013	9/21	Lost	21-29	Blacksburg

Wake Forest: Wake leads series 2-1

Year	Date	Result	Score	Site
1939	11/4	Lost	13-14	Huntington
1940	10/19	Lost	19-31	Winston-Salem, NC
1941	11/1	Won	16-6	Huntington

Weber State: Marshall leads series 1-0

Year	Date	Result	Score	Site
1987	12/5	Won	51-23	Huntington

West Virginia: WVU leads series 12-0

Year	Date	Result	Score	Site
1911	10/28	Lost	15-17	Morgantown, WV
1914	10/3	Lost	0-20	Morgantown
1915	11/6	Lost	6-92	Huntington
1923	10/20	Lost	0-81	Morgantown
1997	8/30	Lost	31-42	Morgantown
2006	9/2	Lost	10-42	Morgantown
2007	9/8	Lost	23-48	Huntington
2008	9/27	Lost	3-27	Morgantown
2009	10/17	Lost	7-24	Morgantown
2010	9/10	Lost	21-24 (OT)	Huntington
2011	9/4	Lost	13-34	Morgantown
2012	9/1	Lost	69-34	Morgantown

Western Carolina: Marshall leads 10-9-2

Year	Date	Result	Score	Site
1977	11/12	Lost	26-41	Huntington
1978	9/30	Lost	14-21	Cullowhee, NC
1979	9/15	Lost	0-24	Huntington
1980	10/25	Tie	13-13	Cullowhee
1981	11/14	Lost	28-38	Huntington
1982	10/16	Lost	10-42	Cullowhee
1983	10/1	Lost	7-21	Huntington
1984	11/3	Lost	0-30	Huntington
1985	10/5	Tie	10-10	Huntington
1986	11/15	Lost	20-33	Cullowhee
1987	11/14	Won	47-16	Huntington
1988	11/12	Won	52-45	Cullowhee
1989	11/11	Won	35-22	Huntington
1990	11/17	Won	42-14	Cullowhee
1991	11/2	Won	27-24 (3OT)	Huntington
1992	10/31	Lost	30-38	Cullowhee
1993	11/20	Won	20-16	Huntington
1994	10/15	Won	38-14	Huntington
1995	10/14	Won	42-3	Cullowhee
1996	10/19	Won	56-21	Huntington
2012	9/8	Won	52-24	Huntington

Western Illinois: Marshall leads series 2-0

Year	Date	Result	Score	Site
1991	11/30	Won	20-17 (OT)	Huntington
1997	9/20	Won	48-7	Huntington

Western Kentucky: Series tied 4-4

Year	Date	Result	Score	Site
1941	10/18	Won	34-7	Huntington
1942	10/3	Lost	13-19	Bowling Green, KY
1950	10/7	Won	47-13	Bowling Green, KY
1951	10/6	Won	35-21	Huntington
1996	9/28	Won	37-3	Huntington
2014	11/28	Lost	66-67 (OT)	Huntington
2015	11/27	Lost	28-49	Bowling Green, KY
2016	11/26	Lost	6-60	Huntington

Western Michigan: WMU leads series 22-12

Year	Date	Result	Score	Site
1954	10/2	Won	47-13	Huntington
1955	10/8	Won	28-0	Kalamazoo, MI
1956	10/6	Won	13-0	Huntington
1957	10/5	Won	12-7	Kalamazoo
1958	10/4	Lost	24-30	Huntington
1959	10/3	Lost	0-51	Huntington
1960	11/12	Lost	12-34	Kalamazoo
1961	10/28	Lost	0-20	Kalamazoo
1962	10/27	Lost	0-12	Huntington
1963	11/2	Won	20-7	Kalamazoo
1964	10/31	Won	16-7	Huntington
1965	10/30	Lost	14-17	Kalamazoo
1966	10/29	Lost	29-35	Huntington
1967	10/28	Lost	10-42	Kalamazoo
1968	10/26	Lost	12-40	Huntington
1969	10/25	Lost	14-48	Kalamazoo
1970	10/24	Lost	3-34	Huntington
1971	10/23	Lost	0-37	Kalamazoo
1972	10/21	Lost	0-34	Huntington

1973	10/20	Lost	7-21	Kalamazoo
1974	10/19	Lost	17-20	Huntington
1975	10/25	Won	21-19	Huntington
1976	10/23	Lost	21-31	Kalamazoo
1977	10/22	Lost	29-53	Kalamazoo
1978	11/4	Lost	6-24	Huntington
1981	9/19	Lost	3-14	Kalamazoo
1982	9/11	Lost	0-34	Huntington
1984	9/29	Lost	7-42	Kalamazoo
1999	11/13	Won	31-17	Kalamazoo
1999	12/3	Won	34-30	Huntington
2000	10/5	Lost	10-30	Huntington
2000	12/2	Won	19-14	Huntington
2003	10/25	Won	41-21	Kalamazoo
2004	11/20	Won	31-21	Huntington

William & Mary: W&M leads series 1-2-1

Year	Date	Result	Score	Site
1928	9/30	Tie	0-0	Williamsburg, VA
1981	10/17	Lost	7-38	Williamsburg
1983	11/5	Lost	24-48	Huntington
2005	9/1	Won	36-24	Huntington

Wofford: Series tied 1-1-1

Year	Date	Result	Score	Site
1952	11/15	Lost	21-41	Spartanburg, SC
1953	11/14	Tie	26-26	Huntington
1998	11/21	Won	29-27	Huntington

Xavier: Xavier leads series 6-1-3

Year	Date	Result	Score	Site
1926	10/30	Lost	6-20	Cincinnati
1939	11/18	Win	20-0	Cincinnati
1940	11/10	Win	41-0	Huntington
1942	11/7	Loss	7-13	Cincinnati
1946	11/28	Loss	21-27	Huntington
1947	11/15	Loss	7-18	Cincinnati
1948	11/20	Win	26-20	Cincinnati
1949	11/24	Loss	7-13	Huntington
1955	11/19	Loss	0-21	Huntington
1956	9/22	Loss	6-30	Cincinnati
1957	11/2	Loss	0-18	Cincinnati
1958	11/1	Loss	6-14	Huntington
1961	11/11	Loss	2-3	Cincinnati
1962	11/1	Win	13-6	Huntington
1967	10/7	Loss	0-7	Huntington
1968	10/5	Loss	20-30	Cincinnati
1970	10/3	Win	31-14	Cincinnati
1971	9/25	Win	15-13	Huntington
1972	10/14	Loss	0-14	Cincinnati
1973	9/29	Loss	28-30	Huntington

Youngstown State: Marshall leads series 5-4-1

Year	Date	Result	Score	Site
1950	10/21	Lost	13-28	Huntington
1952	10/18	Tie	6-6	Youngstown, OH
1955	11/5	Won	20-12	Huntington
1956	11/3	Lost	13-33	Youngstown
1987	9/26	Won	38-13	Huntington
1988	11/19	Won	38-15	Youngstown
1991	12/21	Lost	17-25	Statesboro, GA
1992	12/19	Won	31-28	Huntington
1993	12/18	Lost	5-17	Huntington
2001	11/24	Won	38-24	Huntington

Wisconsin: Wisconsin leads series 1-0

Year	Date	Result	Score	Site
2008	9/6	Lost	51-14	Madison, WI

SERIES RECORDS

Opponent	1st	Last	W	L	T	Pct
Akron	1974	2016	10	5	0	.667
UAB	2005	2014	8	2	0	.800
Alderson-Broadbudds	1919	1927	5	0	0	1.000
Appalachian State	1977	2002	8	14	0	.364
Army	1920	1997	1	1	0	.500
Ball State	1997	2002	3	0	0	1.000
Bethany	1904	1934	5	1	0	.833
Boise State	1994	1994	0	1	0	.000
Bowling Green	1954	2010	8	21	0	.276
Bradley	1942	1948	2	1	0	.667
Brigham Young	1999	1999	1	0	0	1.000
Brown	1991	1991	1	0	0	1.000
Buffalo	1959	2004	8	1	0	.888
Butler	1962	1962	1	0	0	1.000
Canisius	1927	1948	0	2	1	.000
Carson-Newman	1938	1938	1	0	0	1.000
Catawba	1947	1989	1	1	0	.500
UCF	2002	2012	3	8	0	.272
Centre College	1915	1915	0	1	0	.000
Central Michigan	1975	2002	4	2	0	.667
Centre	1928	1937	1	1	0	.500
Charlotte	2015	2016	1	1	0	.500
The Citadel	1978	1996	9	6	0	.600
Cincinnati	1906	2008	3	8	1	.260
Clemson	1999	1999	1	0	0	1.000
Concord	1923	1935	3	3	0	.500
Connecticut	2015	2015	1	0	0	1.000
Cumberland	1936	1936	1	0	0	1.000
Davidson	1986	1986	1	0	0	1.000
Davis & Elkins	1910	1924	3	3	0	.500
Dayton	1932	1976	6	16	0	.273
Delaware	1959	1996	3	1	1	.700
Denison	1915	1917	0	2	0	.000
Detroit Tech	1940	1940	1	0	0	1.000
East Carolina	1967	2013	5	10	0	.333
East Tennessee State	1980	1996	13	4	0	.765
Eastern Illinois	1992	1992	1	0	0	1.000
Eastern Kentucky	1926	1992	10	8	1	.553
Eastern Michigan	1983	1998	3	1	0	.750
Emory & Henry	1929	1936	4	3	1	.563
Evansville	1946	1951	2	2	0	.500
Fairmont	1926	1931	6	0	0	1.000
Findlay	1962	1962	1	0	0	1.000
Florida	2001	2001	0	1	0	.000
Florida Atlantic	2013	2016	4	0	0	1.000
FIU	2011	2016	4	1	0	.800
Furman	1938	1996	8	15	0	.348
Gardner-Webb	2013	2013	1	0	0	1.000
Geneva	1932	1939	1	1	0	.500
Georgetown	1904	1937	10	1	0	.909
Georgia Southern	1989	1996	4	2	0	.667
Glennville	1909	1929	4	0	1	.900
Grove City	1926	1929	0	2	0	.000
Hampden-Sydney	1926	1926	0	0	1	.500
Hofstra	1995	2006	3	0	0	1.000
Houston	2007	2012	2	2	0	.500
Howard	1993	1996	2	0	0	1.000
Illinois State	1975	2008	4	1	0	.750
Illinois Wesleyan	1941	1941	1	0	0	1.000
Indiana State	1947	1981	1	1	0	.500
Jackson State	1995	1995	1	0	0	1.000
James Madison	1987	1994	2	0	0	1.000
John Carroll	1927	1953	1	4	1	.250
Kansas State	2003	2005	1	2	0	.333
Kent State	1952	2015	18	18	0	.500
Kentucky	1905	1960	0	6	0	.000
Kentucky State	1963	1964	2	0	0	1.000
Kentucky Wesleyan	1910	1920	4	1	0	.800
Liberty	1999	1999	1	0	0	1.000
Louisiana-Monroe	1987	1987	0	1	0	.000
Louisiana Tech	1942	2014	1	1	0	.500
Louisville	1921	2016	12	17	0	.414
Marietta	1909	1931	3	9	2	.286
Maryland	2013	2013	1	0	0	1.000
Massachusetts	2001	2001	1	0	0	1.000
McNeese State	1975	1995	1	2	0	.333
Memphis	2005	2012	6	2	0	.750
Miami (Fla.)	2007	2007	0	0	1	.000
Miami (Ohio)	1905	2014	12	30	1	.291
Michigan State	2000	2000	0	1	0	.000
Middle Tennessee	1992	2016	4	2	0	.667
Milligan	1949	1949	1	0	0	1.000
Mississippi	1997	1997	0	1	0	.000
Mississippi State	1979	1979	0	1	0	.000
Missouri	1992	1992	0	1	0	.000
Montana	1995	1996	1	1	0	.500
Morehead State	1928	1994	33	10	3	.750
Morgan State	2016	2016	1	0	0	1.000
Morris Harvey	1906	1956	25	4	3	.828
Murray State	1946	1993	3	4	0	.429
Muskingum	1912	1924	4	4	0	.500
Nevada-Las Vegas	1973	1973	0	1	0	.000
New Hampshire	1991	2007	1	1	0	.500
Norfolk State	2015	2015	1	0	0	1.000
North Carolina	2000	2000	0	1	0	.000
North Carolina State	1991	1995	0	3	0	.000
North Texas	1988	2016	2	1	0	.667
Northern Illinois	1969	2014	4	4	0	.500
Northern Iowa	1991	1996	3	0	0	1.000
Ohio	1905	2015	20	33	6	.390
Ohio Northern	1914	1916	2	0	0	1.000
Ohio State	2004	2010	0	2	0	.000
Ohio Wesleyan	1927	1938	3	5	0	.375
Oklahoma City	1938	1938	1	0	0	1.000
Old Dominion	2014	2016	2	1	0	.667
Omaha	1941	1941	1	0	0	1.000
Otterbein	1915	1917	1	2	0	.333
Penn State	1929	1930	0	2	0	.000
Pittsburgh	2016	2016	0	1	0	.000
Purdue	2012	2015	1	1	0	.500
Rhode Island	2014	2014	1	0	0	1.000
Rice	2007	2014	4	2	0	.667
Rio Grande	1916	1935	5	2	0	.714
St. Vincent	1947	1947	1	0	0	1.000
Salem	1921	1939	6	0	1	.929
Scranton	1939	1946	2	2	0	.500
South Carolina	1998	1998	1	0	0	1.000
SE Missouri State	2000	2000	1	0	0	1.000
Southern Illinois	1976	2009	1	2	0	.333
SMU	2005	2011	2	2	0	.500
Southern Miss	2005	2016	6	6	0	.500
Steubenville	1947	1947	1	0	0	1.000
Temple	1974	1999	1	1	0	.500
Tennessee	2003	2006	0	2	0	.000
Tenn.-Chattanooga	1977	1996	7	13	0	.350
Tennessee Tech	1949	1995	6	1	0	.857
UTEP	2005	2010	2	2	0	.500
UTSA	2013	2013	1	0	0	1.000
Toledo	1938	2003	18	22	1	.439
Pennsylvania	1912	1934	8	1	2	.818
Troy	1993	2004	3	2	0	.600
Tulane	2005	2010	3	0	0	1.000
Tulsa	2007	2013	1	4	0	.200
Valparaiso	1936	1936	1	0	0	1.000
Vanderbilt	1948	1949	0	2	0	.000
Villanova	1975	1979	0	3	0	.000
Virginia Military	1959	1996	14	5	0	.737
Virginia Tech	1913	2013	2	10	0	.167
Wake Forest	1939	1941	1	2	0	.333
Wash. & Jefferson	1931	1931	0	1	0	.000
Washington & Lee	1915	1915	0	1	0	.000
Weber State	1987	1987	1	0	0	1.000
West Virginia	1911	2012	0	12	0	.000
West Virginia State	1957	1996	4	0	0	1.000
West Virginia Tech	1921	1990	8	1	1	.850
West Va. Wesleyan	1907	1946	7	14	1	.341
Western Carolina	1977	2012	10	9	2	.476
Western Illinois	1991	1997	2	0	0	1.000
Western Kentucky	1941	2016	4	4	0	.500
Western Maryland	1932	1937	1	0	1	.750
Western Michigan	1954	2004	12	22	0	.352
Western Reserve	1954	1954	0	1	0	.000
Wisconsin	2008	2008	0	1	0	.000
William & Mary	1928	2005	1	2	1	.333
Wilmington	1914	1925	2	1	0	.667
Wittenberg	1928	1960	2	3	0	.400
Wofford	1952	1998	1	1	1	.500
Xavier	1926	1973	6	14	0	.300
Youngstown State	1950	2001	5	4	1	.550
Total All-Games			550	510	47	.518

(total includes games vs. non-college teams)

YEAR-BY-YEAR RESULTS

1895

Record: 0-1-1		
Coach: None		
Nov. 14	ASHLAND HS	L, 0-36
Nov. 28	KINGSBURY HS (HC)	T, 0-0
		0-36

1896

NO GAME RESULTS AVAILABLE

1897

Record: 0-3		
Coach: None		
Oct. 23	HUNTINGTON TIGERS	L, 0-14
Oct. 30	KINGSBURY HS	L, 0-4
Nov. 13	IRONTON HS (HC)	L, 6-14
		16-32

1898

Record: 4-1		
Coach: None		
Oct. 22	KINGSBURY HS	W, 12-0
Nov. 5	KINGSBURY HS	Forfeit W
Nov. 9	at Catlettsburg	L, 5-11
Nov. 18	CATLETTSBURG	W, 17-0
Nov. 25	ASHLAND HS (HC)	W, 6-0
		40-11

1899

Record: 0-0-1		
Coach: None		
Nov. 30	at Catlettsburg (HC)	T, 0-0

1900

Record: 1-0-2		
Coach: None		
Oct. 19	CATLETTSBURG "JUNIORS"	T, 0-0
Nov. 19	IRONTON (HC)	W, 20-0
Nov. 29	CATLETTSBURG	T, 0-0
		20-0

1901

Record: 2-0-1		
Coach: None		
Oct. 26	CHARLESTON	W, 6-0
Nov. 22	SECOND HS	W, 19-0
Nov. 28	CHARLESTON (HC)	T, 0-0
		25-0

1902

Record: 5-0-2		
Coach: None		
Oct. 10	HUNTINGTON HS	W, 5-2
Oct. 17	ASHLAND HS	T, 0-0
Oct. 24	GALLIPOLIS HS	W, 34-0
Nov. 1	vs. Ashland HS + (Catlettsburg, Ky.)	W, 16-0
Nov. 8	at Charleston HS	W, 5-0
Nov. 14	CHARLESTON HS (HC)	T, 0-0
Nov. 27	at Middleport HS	W, 5-0
		65-2

1903

Record: 3-1-1		
Coach: George Ford		
Captain: Roy Grass		
Oct. 10	at Middleport HS	T, 0-0
Oct. 24	ASHLAND HS (HC)	W, 11-5
Nov. 14	HUNTINGTON SEMI-PRO	W, 11-5
Nov. 21	at Ashland HS	L, 0-15
Nov. 24	SHELTON COLLEGE	W, 15-0
		37-25

1904

Record: 1-3-3		
Coach: George Ford		
Captain: Roy Grass		
Oct. 8	PORTSMOUTH HS	L, 0-6
Oct. 15	at Ashland HS	T, 0-0
Oct. 19	BETHANY COLLEGE	L, 5-10
Oct. 22	at Portsmouth HS	T, 0-0
Oct. 29	CHARLESTON HS	L, 0-5
Nov. 12	at Charleston HS	T, 0-0
Nov. 24	GEORGETOWN COLLEGE (HC)	W, 11-5
		16-26

1905

Record: 6-2		
Coach: Alfred McCary		
Captain: L.W. Wells		
Sept. 30	ASHLAND HS	W, forfeit
Oct. 5	at Kenova	W, 15-5
Oct. 7	PORTSMOUTH HS	W, 5-0
Oct. 18	IRONTON HS	W, 12-0
Oct. 21	CHARLESTON HS	W, forfeit
Nov. 2	KENTUCKY	L, 0-53
Nov. 11	OHIO UNIVERSITY	W, 6-5
Nov. 30	at Miami University (HC)	L, 5-35
		43-98

1906

Record: 4-0-1		
Coach: Pearl Rardin		
Captain: Summer Sharp		
Oct. 6	at Cincinnati	T, 0-0
Oct. 20	PORTSMOUTH AC	W, 24-0
Oct. 27	GEORGETOWN COLLEGE	W, 10-0
Nov. 10	ASHLAND HS	W, 10-0
Nov. 29	MORRIS HARVEY (HC)	W, 12-5
		56-5

1907

Record: 3-2-1		
Coach: None		
Captain: T.J. Robinson		
Oct. 12	ASHLAND YMCA	T, 0-0
Oct. 19	at Georgetown College	W, 11-5
Nov. 2	MOUNTAIN STATE BUSINESS COLLEGE	W, 22-0
Nov. 9	vs. West Va. Wesleyan+ (Ravenswood, W.Va.)	L, 0-18
Nov. 16	CHARLESTON AC	L, 0-12
Nov. 28	MORRIS HARVEY (HC)	W, 5-0
		38-35

1908

Record: 0-6		
Coach: W.G. Vinal		
Captain: Archibald McQueen		
Oct. 3	at Ohio University	L, 0-59
Oct. 10	CHARLESTON YMCA	L, 4-6
Oct. 17	at Charleston YMCA	L, 0-12
Oct. 24	ASHLAND YMCA	L, 5-6
Nov. 7	at Morris Harvey	L, 0-10
Nov. 28	MORRIS HARVEY (HC)	L, 5-11
		14-104

1909

Record: 3-2-1		
Coach: Boyd Chambers		
Captain: Ray Beuhring		
Oct. 16	CHARLESTON AC	W, 12-0
Oct. 23	PORTSMOUTH	W, 66-0
Oct. 25	at West Virginia Wesleyan	L, 6-25
Nov. 6	at Marietta	L, 0-70
Nov. 14	GLENVILLE	T, 0-0
Nov. 25	MORRIS HARVEY (HC)	W, 23-0
		107-95

1910

Record: 5-1-1		
Coach: Boyd Chambers		
Captain: John Farmer		
Oct. 8	CHARLESTON HS	W, 28-0
Oct. 15	vs. West Va. Wesleyan+ (Grafton, W.Va.)	L, 0-5
Oct. 22	at Morris Harvey	T, 0-0
Oct. 29	DAVIS & ELKINS	W, 6-3
Nov. 2	at Glenville	W, 9-0
Nov. 12	KENTUCKY WESLEYAN	W, 40-0
Nov. 24	MORRIS HARVEY (HC)	W, 8-6
		91-14

1911

Record: 4-1-1		
Coach: Boyd Chambers		
Captain: Harry "Cy" Young		
Oct. 14	MARIETTA	W, 6-0
Oct. 21	at Ohio University	T, 5-5
Oct. 28	at West Virginia	L, 15-17
Nov. 4	GLENVILLE	W, 32-0
Nov. 18	WEST VIRGINIA WESLEYAN	W, 14-0
Nov. 30	GEORGETOWN COLLEGE (HC)	W, 50-0
		122-22

1912

Record: 3-4		
Coach: Boyd Chambers		
Captain: Fred Ollom		
Sept. 28	IRONTON HS	W, 46-0
Oct. 5	at Kentucky	L, 6-13
Oct. 19	TRANSYLVANIA	W, 87-0
Oct. 26	MARIETTA	L, 0-14
Nov. 9	WHEELING STAATS	L, 6-8
Nov. 16	at West Virginia Wesleyan	L, 0-59
Nov. 28	MUSKINGUM (HC)	W, 52-0
		197-94

1913

Record: 3-4		
Coach: Boyd Chambers		
Captain: Jesse Callahan		
Oct. 10	TRANSYLVANIA	W, 14-2
Oct. 18	at Georgetown College	W, 7-0
Oct. 25	MARIETTA	W, 12-7
Nov. 1	at Wheeling Staats	L, 6-26
Nov. 8	at Virginia Tech	L, 0-47
Nov. 22	MORRIS HARVEY-	L, 0-6
Nov. 27	WEST VIRGINIA WESLEYAN- (HC)	L, 0-13
		39-101

1914

Record: 5-4		
Coach: Boyd Chambers		
Captain: Everett "Chief" Lawrence		
Oct. 3	at West Virginia-	L, 0-20
Oct. 10	at West Virginia Wesleyan-	L, 0-34
Oct. 17	DAVIS & ELKINS-	W, 6-0
Oct. 24	OHIO NORTHERN-	W, 7-0
Oct. 31	WILMINGTON-	W, 94-0
Nov. 7	at Virginia Tech	L, 6-53
Nov. 14	at Marietta	L, 7-20
Nov. 21	SANDY VALLEY SEMINARY	W, 79-0
Nov. 26	MORRIS HARVEY- (HC)	W, 32-6
		231-133

1915

Record: 1-7		
Coach: Boyd Chambers		
Captain: Bradley Workman		
Oct. 2	at Denison College	L, 0-52
Oct. 9	at Washington & Lee	L, 0-27
Oct. 16	MARIETTA	L, 0-20
Oct. 22	vs. Centre College+ (Lexington, Ky.)	L, 6-10
Oct. 30	OTTERBEIN	L, 0-18
Nov. 6	WEST VIRGINIA-	L, 6-92
Nov. 20	at Ohio University	L, 7-18
Nov. 24	KENTUCKY WESLEYAN (HC)	W, 61-7
		80-244

1916

Record: 7-2-1		
Coach: Boyd Chambers		
Captain: Benny Shepherd		
Sept. 29	at Rio Grande	W, 26-12
Oct. 7	SECOND REGIMENT	W, 15-0
Oct. 14	at Muskingum	W, 19-0
Oct. 21	KENTUCKY WESLEYAN	W, 101-0
Oct. 28	at Transylvania	T, 19-19
Nov. 4	OTTERBEIN	W, 12-6
Nov. 11	vs. Marietta+ (Parkersburg, W.Va.)	L, 13-40
Nov. 18	at Davis & Elkins-	L, 0-24
Nov. 24	MORRIS HARVEY-	W, 55-0
Nov. 30	OHIO NORTHERN (HC)	W, 7-0
		267-101

1917

Record: 1-7-1		
Coach: Carl Shipley		
Captain: Morris Foose		
Sept. 30	RIO GRANDE	W, forfeit
Oct. 6	at Denison	L, 0-94
Oct. 13	at Marietta	L, 0-68
Oct. 20	OTTERBEIN	L, 0-37
Oct. 27	at Georgetown College	L, 0-61
Nov. 10	at Greenbrier Military Academy	L, 0-38
Nov. 17	at Muskingum	L, 0-28
Nov. 24	MORRIS HARVEY-	T, 7-7
Nov. 29	HUNTINGTON HS (HC)	L, 0-12
		7-345

1918

NO TEAM (WORLD WAR I)

1919

Record: 8-0		
Coach: Carl Shipley		
Captain: Hugh Davison		
Oct. 4	MORRIS HARVEY-	W, 76-0
Oct. 11	at Broadus College-	W, 27-0
Oct. 18	GREENBRIER MILITARY ACADEMY	W, 65-0
Oct. 25	at Davis & Elkins-	W, 33-0
Nov. 7	at Transylvania	W, 20-0
Nov. 15	at Greenbrier Military Academy	W, 29-7
Nov. 22	MUSKINGUM	W, 19-6
Nov. 27	KENTUCKY WESLEYAN (HC)	W, 33-0
		302-13

1920

Record: 0-8		
Coach: Herbert Cramer		
Captain: Frank Crist		
Oct. 2	at Army	L, 0-38
Oct. 9	KENTUCKY WESLEYAN	L, 0-13
Oct. 16	OHIO UNIVERSITY	L, 0-55
Oct. 23	DAVIS & ELKINS-	L, 0-16
Nov. 6	IRONTON YMCA	L, 0-13
Nov. 13	RIO GRANDE	L, 0-28
Nov. 20	MUSKINGUM	L, 0-37
Nov. 25	MORRIS HARVEY- (HC)	L, 0-47
		0-247

1921

Record: 6-2-1		
Coach: Kemper Shelton		
Captain: Isaac Pitsenberger		
Sept. 24	at Marietta	T, 0-0
Sept. 30	SALEM COLLEGE-	W, 6-0
Oct. 8	at Kentucky	L, 0-28
Oct. 15	RIO GRANDE	W, 33-3
Oct. 29	TRANSYLVANIA	W, 13-0
Nov. 4	BROADDUS COLLEGE-	W, 13-3
Nov. 11	at Georgetown-	W, 6-0
Nov. 20	NEW RIVER COLLEGE-	L, 0-7
Nov. 26	LOUISVILLE (HC)	W, 13-0
		78-41

1922

Record: 5-4		
Coach: Kemper Shelton		
Captain: Edward Dobbs		
Sept. 23	ALDERSON-	W, 71-6
Sept. 30	at Kentucky	L, 0-16
Oct. 7	TRANSYLVANIA	W, 56-0
Oct. 14	MARIETTA	L, 0-14
Oct. 27	WEST VIRGINIA WESLEYAN-	L, 21-48
Nov. 4	GEORGETOWN COLLEGE	W, 30-0
Nov. 11	at Rio Grande	W, 27-3
Nov. 18	at Muskingum	L, 0-6
Nov. 30	LOUISVILLE (HC)	W, 21-7
		226-100

YEAR-BY-YEAR RESULTS

1923

Record: 1-7	WVAA: 1-2
Coach: Harrison Briggs	
Captain: Earl Farrington	
Sept. 29 at Kentucky	L, 0-41
Oct. 6 RIO GRANDE	L, 6-20
Oct. 13 MARIETTA	L, 0-33
Oct. 20 at West Virginia	L, 0-81
Oct. 27 at Concord College	L, 6-9
Nov. 3 MUSKINGUM	L, 9-34
Nov. 10 WILMINGTON	L, 0-53
Nov. 22 MORRIS HARVEY (HC)	W, 7-0
	28-271

1924

Record: 4-3-1	WVIAC: 2-2
Coach: Russell Meredith	
Captain: Page Hay	
Oct. 4 NEW RIVER STATE	W, 13-3
Oct. 11 MARIETTA	L, 0-0
Oct. 17 SALEM	W, 9-7
Oct. 25 at Muskingum	W, 3-0
Nov. 1 vs. Concord++ (Bluefield, W.Va.)	L, 0-23
Nov. 15 at Davis & Elkins	L, 0-43
Nov. 22 at Transylvania	L, 7-28
Nov. 27 LOUISVILLE (HC)	W, 16-6
	48-113

1925

WVAA CHAMPIONS	WVIAC: 3-0-2
Record: 4-1-4	
Coach: Charles Tallman	
Captain: Frank Crist	
Sept. 26 GLENVILLE	W, 26-0
Oct. 3 CONCORD	W, 13-0
Oct. 10 at Marietta	T, 0-0
Oct. 18 NEW RIVER STATE	T, 6-6
Oct. 24 TRANSYLVANIA	T, 0-0
Oct. 31 at Salem	T, 14-14
Nov. 7 WILMINGTON	W, 19-0
Nov. 14 MORRIS HARVEY	W, 58-2
Nov. 26 LOUISVILLE (HC)	L, 2-7
	138-29

1926

Record: 5-4-1	WVIAC: 3-1
Coach: Charles Tallman	
Captain: Marion "Cy" Meredith	
Sept. 25 ALDERSON-BROADDUS	W, 14-0
Oct. 1 EASTERN KENTUCKY	W, 34-0
Oct. 9 at Transylvania	W, 32-6
Oct. 16 GROVE CITY	L, 0-27
Oct. 23 CONCORD	L, 0-6
Oct. 30 at Xavier	L, 6-20
Nov. 6 NEW RIVER STATE	W, 6-0
Nov. 12 FAIRMONT STATE	W, 55-13
Nov. 20 at Louisville	L, 3-27
Nov. 25 HAMPDEN-SYDNEY (HC)	T, 0-0
	150-99

1927

Record: 5-3-1	WVIAC: 4-1
Coach: Charles Tallman	
Captain: Ralph Young	
Sept. 24 ALDERSON-BROADDUS	W, 33-6
Oct. 1 at John Carroll	T, 6-6
Oct. 8 CONCORD	W, 18-6
Oct. 14 at Ohio Wesleyan	L, 0-7
Oct. 22 at Louisville	W, 37-6
Oct. 29 at Canisius	L, 0-19
Nov. 3 at New River State	W, 65-0
Nov. 12 FAIRMONT STATE	W, 35-6
Nov. 24 WEST VIRGINIA WESLEYAN (HC)	L, 0-19
	194-75

1928

WVAA CHAMPIONS	WVIAC: 5-0
Record: 8-1-1	
Coach: Charles Tallman	
Captains: Ralph Young, Frank Porter	
Sept. 30 at William & Mary	T, 0-0
Oct. 6 FAIRMONT STATE	W, 27-0
Oct. 13 vs. Morehead State+ (Ashland, Ky.)	W, 26-0
Oct. 20 at Wittenberg	W, 6-0
Oct. 26 MORRIS HARVEY	W, 45-0
Nov. 3 at Centre	L, 6-20
Nov. 9 at New River State	W, 13-0
Nov. 17 BETHANY	W, 26-6
Nov. 24 at Louisville	W, 13-0
Nov. 29 WEST VIRGINIA WESLEYAN (HC)	W, 13-7
	175-33

1929

Record: 5-3-1	WVIAC: 4-1
Coach: Johnny Maulbetsch	
Captain: Tom Stark	
Sept. 28 GLENVILLE	W, 40-6
Oct. 5 MORRIS HARVEY	W, 59-6
Oct. 12 at Penn State	L, 7-26
Oct. 19 at Bethany	W, 8-0
Oct. 26 LOUISVILLE	W, 25-6
Nov. 2 vs. Emory-Henry+ (Bluefield, W.Va.)	T, 0-0
Nov. 9 FAIRMONT STATE	W, 39-0
Nov. 16 GROVE CITY	L, 6-7
Nov. 28 WEST VIRGINIA WESLEYAN (HC)	L, 0-28
	184-79

1930

Record: 3-5-1	WVIAC: 3-0-1
Coach: Johnny Maulbetsch	
Captain: Tom Stark	
Sept. 27 at Ohio Wesleyan	L, 6-26
Oct. 4 MORRIS HARVEY	W, 7-0
Oct. 11 at Penn State	L, 0-65
Oct. 18 BETHANY	W, 37-0
Oct. 25 vs. Emory-Henry+ (Bluefield, W.Va.)	L, 0-13
Nov. 1 WITTENBERG	L, 0-7
Nov. 7 at Fairmont State	W, 43-0
Nov. 15 LOUISVILLE	L, 12-13
Nov. 27 WEST VIRGINIA WESLEYAN (HC)	T, 6-6
	111-130

1931

WVAA CHAMPIONS	WVIAC: 4-1
Record: 6-3	
Coach: Tom Dandeleit	
Captains: Ramey Hunter	
Sept. 25 MORRIS HARVEY	W, 20-6
Oct. 3 at Bethany	W, 31-6
Oct. 10 WASHINGTON & JEFFERSON	L, 0-19
Oct. 15 vs. Salem+ (Clarksburg, W.Va.)	W, 6-0
Oct. 24 MARIETTA	W, 40-0
Oct. 31 vs. Emory-Henry++ (Bluefield, W.Va.)	W, 44-13
Nov. 7 FAIRMONT STATE	W, 60-0
Nov. 14 at Wittenberg	L, 13-27
Nov. 26 WEST VIRGINIA WESLEYAN (HC)	L, 0-13
	214-84

1932

Record: 6-2-1	WVIAC: 3-0
Coach: Tom Dandeleit	
Captain: Sammy McEwen	
Sept. 23 LOUISVILLE	W, 60-0
Sept. 30 MORRIS HARVEY	W, 13-0
Oct. 8 WESTERN MARYLAND	T, 13-13
Oct. 14 at Georgetown College	W, 7-0
Oct. 21 at Dayton	L, 7-13
Oct. 28 GENEVA	L, 0-12
Nov. 5 vs. Emory-Henry+ (Bluefield, W.Va.)	W, 14-6
Nov. 11 SALEM	W, 19-14
Nov. 24 WEST VIRGINIA WESLEYAN (HC)	W, 22-0
	155-58

1933

Record: 3-5-1	BUCKEYE: 0-3-1
Coach: Tom Dandeleit	
Captain: Marvin Wooley	
Sept. 30 TRANSYLVANIA	W, 38-0
Oct. 7 WITTENBERG	W, 19-0
Oct. 14 at Miami University	L, 14-42
Oct. 21 at Cincinnati	L, 0-19
Oct. 28 GEORGETOWN COLLEGE	W, 32-6
Nov. 4 vs. Emory-Henry+ (Bluefield, W.Va.)	L, 0-12
Nov. 11 OHIO UNIVERSITY	T, 0-0
Nov. 18 at Ohio Wesleyan	L, 0-12
Nov. 30 WEST VIRGINIA WESLEYAN (HC)	L, 6-12
	109-103

1934

Record: 3-6	BUCKEYE: 0-4
Coach: Tom Dandeleit	
Captain: John Zontini	
Sept. 29 TRANSYLVANIA	W, 12-0
Oct. 6 BETHANY	W, 39-0
Oct. 13 OHIO WESLEYAN	L, 7-43
Oct. 19 MORRIS HARVEY	W, 29-0
Oct. 27 at Ohio University	L, 0-8
Nov. 3 at Cincinnati	L, 0-7
Nov. 10 vs. Emory-Henry+ (Bluefield, W.Va.)	L, 6-7
Nov. 17 MIAMI UNIVERSITY	L, 0-7
Nov. 29 WEST VIRGINIA WESLEYAN (HC)	L, 0-39
	93-111

1935

Record: 4-6	BUCKEYE: 0-4
Coach: Cam Henderson	
Captain: John Zontini	
Sept. 28 CONCORD	W, 31-0
Oct. 4 MORRIS HARVEY	W, 18-0
Oct. 11 at Dayton	L, 6-20
Oct. 19 at Ohio University	L, 13-20
Oct. 26 at Miami University	L, 13-20
Nov. 2 vs. Emory-Henry+ (Bluefield, W.Va.)	W, 14-0
Nov. 9 CINCINNATI	L, 13-39
Nov. 16 at Ohio Wesleyan	L, 0-6
Nov. 22 RIO GRANDE	W, 25-0
Nov. 28 WEST VIRGINIA WESLEYAN (HC)	L, 6-12
	139-117

1936

Record: 6-3-1	BUCKEYE: 1-2-1
Coach: Cam Henderson	
Captain: Herb Royer	
Sept. 18 at Morris Harvey	W, 58-0
Sept. 26 DAYTON	W, 14-0
Oct. 2 VALPARAISO	W, 81-0
Oct. 10 at Ohio	T, 13-13
Oct. 17 at Cincinnati	L, 7-13
Oct. 24 OHIO WESLEYAN	W, 41-14
Oct. 31 EMORY-HENRY	W, 52-12
Nov. 6 CUMBERLAND	W, 41-6
Nov. 14 MIAMI UNIVERSITY	L, 7-14
Nov. 26 WEST VIRGINIA WESLEYAN (HC)	L, 0-6
	314-78

1937

BUCKEYE CONFERENCE CHAMPIONS	
Record: 9-0-1	BUCKEYE: 4-0-1
Coach: Cam Henderson	
Captain: Bill Smith	
Sept. 25 SALEM	W, 47-0
Oct. 1 WESTERN MARYLAND	W, 21-0
Oct. 9 at Miami University	W, 7-0
Oct. 16 at Ohio Wesleyan	W, 21-6
Oct. 22 GEORGETOWN COLLEGE	W, 90-0
Oct. 30 OHIO UNIVERSITY	T, 13-13
Nov. 6 CENTRE	W, 36-0
Nov. 13 CINCINNATI	W, 28-0
Nov. 20 at Dayton	W, 7-0
Nov. 25 WEST VIRGINIA WESLEYAN (HC)	W, 27-0
	297-19

1938

Record: 5-4	BUCKEYE: 3-1
Coach: Cam Henderson	
Captain: Nelson Bragg	
Sept. 24 CARSON-NEWMAN	W, 44-0
Oct. 1 OHIO WESLEYAN	W, 62-0
Oct. 8 MIAMI UNIVERSITY	W, 41-0
Oct. 15 OKLAHOMA CITY	W, 66-0
Oct. 22 at Toledo	L, 7-13
Oct. 30 at Dayton	L, 7-13
Nov. 5 FURMAN	L, 13-18
Nov. 12 at Cincinnati	W, 27-9
Nov. 19 at Ohio University	L, 7-14
	274-67

1939

Record: 9-2	
Coach: Cam Henderson	
Captains: "Boot" Elkins, Zack Kusch	
Sept. 23 GENEVA	W, 41-13
Sept. 30 VIRGINIA TECH	W, 20-0
Oct. 7 SALEM	W, 64-0
Oct. 14 at Miami University	W, 21-0
Oct. 21 at Dayton	W, 19-13
Oct. 28 at Scranton	L, 0-20
Nov. 4 WAKE FOREST	L, 13-13
Nov. 11 TOLEDO	W, 14-12
Nov. 18 at Xavier	W, 20-0
Nov. 23 WEST VIRGINIA WESLEYAN (HC)	W, 47-13
Nov. 25 at Morris Harvey	W, 27-0
	286-84

1940

Record: 8-2	
Coach: Cam Henderson	
Captains: Jim Roberts, Andy D'Antoni	
Sept. 21 MOREHEAD STATE	W, 13-6
Sept. 28 VIRGINIA TECH	W, 13-7
Oct. 5 DAYTON	W, 25-12
Oct. 12 at Toledo	L, 6-7
Oct. 19 at Wake Forest	L, 19-31
Oct. 26 SCRANTON	W, 50-6
Nov. 1 MORRIS HARVEY	W, 33-6
Nov. 8 DETROIT TECH	W, 67-0
Nov. 16 XAVIER	W, 41-0
Nov. 21 WEST VIRGINIA WESLEYAN (HC)	W, 67-0
	334-75

1941

Record: 7-1	
Coach: Cam Henderson	
Captains: Jim Percy, Ed Ulinski	
Sept. 20 OMAHA	W, 62-6
Sept. 27 ILLINOIS WESLEYAN	W, 51-7
Oct. 4 at Dayton	L, 0-7
Oct. 11 TOLEDO	W, 13-7
Oct. 18 WESTERN KENTUCKY	W, 34-7
Oct. 25 at Scranton	W, 13-0
Nov. 1 WAKE FOREST	W, 16-6
Nov. 8 MOREHEAD STATE	W, 28-7
	217-47

1942

Record: 1-7-1	
Coach: Cam Henderson	
Captains: Sam Clagg, Paul McCuskey	
Sept. 26 MOREHEAD STATE	T, 0-0
Oct. 3 at Western Kentucky	L, 13-19
Oct. 9 at Louisiana Tech	L, 0-26
Oct. 17 FORT KNOX	L, 6-20
Oct. 24 at Toledo	L, 0-7
Oct. 31 at Dayton	L, 13-20
Nov. 7 at Xavier	L, 7-13
Nov. 13 MORRIS HARVEY	L, 0-6
Nov. 26 BRADLEY (HC)	W, 13-7
	52-118

1943-1945

NO TEAM (WORLD WAR II)

YEAR-BY-YEAR RESULTS

1946

Record: 2-7-1	
Coach: Cam Henderson	
Captains: Jack Chapman, Don Gibson	
Sept. 28	WEST VIRGINIA WESLEYAN W, 29-12
Oct. 5	at Cincinnati L, 14-39
Oct. 12	TOLEDO T, 14-14
Oct. 19	EVANSVILLE L, 0-7
Oct. 26	at Scranton L, 6-14
Nov. 2	at Morris Harvey W, 34-0
	at Murray State L, 0-19
Nov. 16	MOREHEAD STATE (HC) L, 20-29
	at Dayton L, 7-29
Nov. 28	XAVIER L, 21-27
	145-190

1947

Record: 9-3	
Coach: Cam Henderson	
Captains: Charlie Snyder, Chasey Wilson	
Sept. 20	STUEBENVILLE W, 60-6
Sept. 27	MOREHEAD STATE W, 38-12
Oct. 4	at Eastern Kentucky W, 7-6
Oct. 11	CANISIUS L, 20-25
Oct. 18	at Evansville W, 24-0
Oct. 25	INDIANA STATE W, 33-0
Nov. 1	ST. VINCENT W, 39-6
Nov. 8	MURRAY STATE W, 41-20
Nov. 15	at Xavier L, 7-18
Nov. 22	BRADLEY (HC) W, 33-19
	MORRIS HARVEY W, 40-6
Tangerine Bowl (Orlando, Fla.)	
Jan. 1	vs. Catawba L, 0-7
	342-125

1948

Record: 2-7-1		OVC: 1-2
Coach: Cam Henderson		
Captains: Claude Miller, Chuck Fieldson		
Sept. 18	at Miami University L, 6-38	
Sept. 25	MOREHEAD STATE W, 19-7	
Oct. 2	EASTERN KENTUCKY L, 7-20	
Oct. 9	at Dayton L, 0-33	
Oct. 15	at Murray State L, 0-27	
Oct. 30	at Bradley L, 6-15	
Nov. 6	JOHN CARROLL (HC) L, 0-20	
Nov. 13	at Vanderbilt L, 0-56	
Nov. 20	at Xavier W, 26-20	
Nov. 25	CANISIUS T, 7-7	
	71-243	

1949

Record: 6-4		OVC: 4-0
Coach: Cam Henderson		
Captain: Marvin Wetzel, Danny Clark		
Sept. 24	MOREHEAD STATE W, 20-15	
Oct. 1	at Eastern Kentucky W, 24-7	
Oct. 8	DAYTON L, 23-40	
Oct. 15	MURRAY STATE W, 13-6	
Oct. 21	at John Carroll L, 7-26	
Oct. 29	OHIO UNIVERSITY (HC) W, 14-6	
Nov. 5	at Tennessee Tech W, 20-7	
Nov. 11	MILLIGAN W, 34-0	
Nov. 19	at Vanderbilt L, 6-27	
Nov. 24	XAVIER L, 7-13	
	168-147	

1950

Record: 2-8		OVC: 1-4
Coach: Pete Pedersen		
Captain: Earl Sang		
Sept. 23	MOREHEAD STATE L, 6-51	
Sept. 30	EASTERN KENTUCKY L, 0-34	
Oct. 7	at Western Kentucky W, 47-13	
Oct. 14	at Murray State L, 0-14	
Oct. 21	YOUNGSTOWN STATE L, 13-28	
Oct. 28	JOHN CARROLL (HC) L, 2-39	
Nov. 4	TENNESSEE TECH W, 13-0	
Nov. 11	at Evansville L, 14-21	
Nov. 18	at Dayton L, 6-35	
Nov. 23	at Ohio University L, 6-14	
	107-249	

1951

Record: 5-4-1		OVC: 3-2
Coach: Pete Pedersen		
Captain: None Permanent		
Sept. 22	MOREHEAD STATE W, 21-6	
Sept. 29	at Eastern Kentucky L, 6-13	
Oct. 6	WESTERN KENTUCKY W, 35-21	
Oct. 13	MURRAY STATE L, 13-28	
Oct. 20	at Toledo L, 14-32	
Oct. 27	at Morris Harvey W, 19-0	
Nov. 3	at Tennessee Tech W, 20-13	
Nov. 10	EVANSVILLE W, 52-13	
Nov. 17	DAYTON (HC) L, 13-37	
Nov. 22	OHIO UNIVERSITY T, 13-13	
	206-176	

1952

Record: 2-7-2		OVC: 1-2
Coach: Pete Pedersen		
Captain: Floyd Davis		
Sept. 13	at Virginia Tech L, 14-19	
Sept. 20	MOREHEAD STATE W, 48-14	
Sept. 27	EASTERN KENTUCKY L, 19-26	
Oct. 4	JOHN CARROLL W, 16-7	
Oct. 11	MORRIS HARVEY L, 13-14	
Oct. 18	at Youngstown State T, 6-6	
Oct. 25	KENT STATE (HC) L, 14-26	
Nov. 1	TENNESSEE TECH L, 7-28	
Nov. 8	at Dayton L, 14-31	
Nov. 15	at Wofford L, 21-41	
Nov. 22	at Ohio University T, 21-21	
	193-233	

1953

Record: 2-5-2		
Coach: Herb Royer		
Captains: John Chmara, Phil Milano		
Sept. 19	at Virginia Tech L, 0-7	
Sept. 26	MOREHEAD STATE W, 40-0	
Oct. 3	at John Carroll L, 0-31	
Oct. 10	at Morris Harvey T, 14-14	
Oct. 17	MIAMI UNIVERSITY L, 6-48	
Oct. 24	at Kent State L, 7-27	
Nov. 7	DAYTON (HC) L, 7-21	
Nov. 14	WOFFORD T, 26-26	
Nov. 21	OHIO UNIVERSITY W, 9-6	
	109-180	

1954

Record: 4-5		MAC: 2-5
Coach: Herb Royer		
Captains: Henry Hinte, Albie Maier		
Sept. 25	MOREHEAD STATE W, 19-7	
Oct. 2	WESTERN MICHIGAN W, 47-13	
Oct. 9	MORRIS HARVEY W, 25-14	
Oct. 16	at Miami University L, 0-46	
Oct. 23	KENT STATE (HC) L, 20-41	
Oct. 30	at Western Reserve L, 20-21	
Nov. 6	at Bowling Green W, 26-19	
Nov. 12	TOLEDO L, 21-27	
Nov. 20	at Ohio University L, 25-26	
	203-214	

1955

Record: 3-6		MAC: 1-5
Coach: Herb Royer		
Captains: Bob McCollins, Bill Harris		
Sept. 24	at Ohio University L, 6-13	
Oct. 1	at Morris Harvey W, 46-7	
Oct. 8	at Western Michigan W, 28-0	
Oct. 15	MIAMI UNIVERSITY L, 7-46	
Oct. 22	at Kent State L, 6-39	
Oct. 29	BOWLING GREEN (HC) L, 26-27	
Nov. 5	YOUNGSTOWN STATE W, 20-12	
Nov. 12	at Toledo L, 20-27	
Nov. 19	XAVIER L, 0-21	
	159-192	

1956

Record: 3-6		MAC: 2-4
Coach: Herb Royer		
Captain: None Permanent		
Sept. 22	at Xavier L, 6-30	
Sept. 29	MORRIS HARVEY W, 25-13	
Oct. 6	WESTERN MICHIGAN W, 13-0	
Oct. 13	at Miami University L, 14-21	
Oct. 20	KENT STATE (HC) L, 7-25	
Oct. 27	at Bowling Green L, 12-34	
Nov. 3	at Youngstown State L, 13-33	
Nov. 9	TOLEDO W, 32-13	
Nov. 17	at Ohio University L, 0-16	
	122-185	

1957

Record: 6-3		MAC: 4-2
Coach: Herb Royer		
Captains: Jim Simpson, Herb Hess		
Sept. 21	WEST VIRGINIA STATE W, 12-7	
Sept. 28	MOREHEAD STATE W, 21-0	
Oct. 5	at Western Michigan W, 12-7	
Oct. 12	at Toledo W, 14-7	
Oct. 19	KENT STATE W, 7-6	
Oct. 26	OHIO UNIVERSITY (HC) W, 34-28	
Nov. 2	at Xavier L, 0-18	
Nov. 9	at Miami University L, 13-25	
Nov. 16	BOWLING GREEN L, 7-14	
	120-112	

1958

Record: 3-6		MAC: 1-5
Coach: Herb Royer		
Captains: Vernon Howell, Sonny Sirianni		
Sept. 20	at West Virginia State W, 9-0	
Sept. 27	at Morehead State W, 30-16	
Oct. 4	WESTERN MICHIGAN L, 24-30	
Oct. 11	TOLEDO W, 35-12	
Oct. 18	at Kent State L, 0-24	
Oct. 25	at Ohio University L, 0-22	
Nov. 1	XAVIER (HC) L, 6-14	
Nov. 8	MIAMI UNIVERSITY L, 0-26	
Nov. 15	at Bowling Green L, 7-21	
	111-165	

1959

Record: 1-8		MAC: 1-4
Coach: Charlie Snyder		
Captains: Jim Maddox, Jim O'Conner		
Sept. 19	VMI L, 0-46	
Sept. 26	BOWLING GREEN L, 7-51	
Oct. 3	WESTERN MICHIGAN L, 0-51	
Oct. 10	at Toledo W, 20-13	
Oct. 17	at Kent State L, 7-46	
Oct. 24	at Delaware L, 6-30	
Oct. 31	at Louisville L, 6-48	
Nov. 7	OHIO UNIVERSITY (HC) L, 14-21	
Nov. 21	at Buffalo L, 12-37	
	72-343	

1960

Record: 2-7-1		MAC: 1-4
Coach: Charlie Snyder		
Captains: Alpha Mayfield, Wilson Lathan		
Sept. 17	WITTENBERG L, 0-3	
Sept. 24	at Bowling Green L, 7-14	
Oct. 1	TOLEDO W, 14-0	
Oct. 8	at Kentucky L, 0-55	
Oct. 15	at Kent State L, 6-22	
Oct. 22	DELAWARE (HC) T, 6-6	
Oct. 29	LOUISVILLE L, 0-7	
Nov. 5	at Ohio University L, 0-19	
Nov. 12	at Western Michigan L, 12-34	
Nov. 19	vs. Eastern Kentucky+ (Ashland, Ky.) W, 13-0	
	58-160	

1961

Record: 2-7-1		MAC: 1-4
Coach: Charlie Snyder		
Captains: Ralph May, Rucker Wickline		
Sept. 16	VMI L, 6-33	
Sept. 23	BOWLING GREEN L, 0-40	
Sept. 30	at Louisville L, 7-32	
Oct. 7	at Toledo L, 6-33	
Oct. 14	KENT STATE W, 14-8	
Oct. 21	MOREHEAD STATE (HC) T, 0-0	
Oct. 28	at Western Michigan L, 0-20	
Nov. 4	OHIO UNIVERSITY L, 7-14	
Nov. 11	at Xavier L, 2-3	
Nov. 18	vs. Eastern Kentucky+ (Ashland, Ky.) W, 20-0	
	62-183	

1962

Record: 4-6		MAC: 0-5
Coach: Charlie Snyder		
Captains: Robert Maxwell, Roger Jefferson		
Sept. 15	FINDLAY W, 40-22	
Sept. 22	at Bowling Green L, 6-48	
Sept. 29	LOUISVILLE L, 0-18	
Oct. 6	TOLEDO L, 12-42	
Oct. 13	at Kent State L, 14-23	
Oct. 20	vs. Morehead State+ (Ashland, Ky.) W, 26-18	
Oct. 27	WESTERN MICHIGAN (HC) L, 0-12	
Nov. 3	at Ohio University L, 0-35	
Nov. 10	XAVIER W, 13-6	
Nov. 17	BUTLER W, 26-13	
	137-237	

1963

Record: 5-4-1		MAC: 3-2-1
Coach: Charlie Snyder		
Captains: Zeke Myers, Everett Vance		
Sept. 21	MOREHEAD STATE L, 6-19	
Sept. 28	at Miami University T, 14-14	
Oct. 5	TOLEDO W, 19-18	
Oct. 12	at Buffalo W, 10-8	
Oct. 19	KENTUCKY STATE W, 28-0	
Oct. 26	at Louisville L, 14-27	
Nov. 2	at Western Michigan W, 20-7	
Nov. 9	BOWLING GREEN (HC) L, 14-21	
Nov. 16	at Kent State W, 14-8	
Nov. 23	OHIO UNIVERSITY L, 0-17	
	139-139	

1964

Record: 7-3		MAC: 4-2
Coach: Charlie Snyder		
Captains: Bill Winter, Jim Cure		
Sept. 19	at Morehead State L, 0-6	
Sept. 26	MIAMI UNIVERSITY L, 0-21	
Oct. 3	at Toledo W, 13-0	
Oct. 10	BUFFALO W, 14-12	
Oct. 17	KENTUCKY STATE W, 27-6	
Oct. 24	LOUISVILLE (HC) W, 28-6	
Oct. 31	WESTERN MICHIGAN W, 16-7	
Nov. 6	at Bowling Green L, 0-28	
Nov. 14	KENT STATE W, 12-7	
Nov. 21	at Ohio University W, 10-0	
	120-93	

YEAR-BY-YEAR RESULTS

1965

Record: 5-5	MAC: 2-4
Coach: Charlie Snyder	
Captains: Howard Miller, Tom Good	
Sept. 18 MOREHEAD STATE	W, 22-12
Sept. 25 at Eastern Kentucky	W, 28-12
Oct. 2 TOLEDO-	W, 14-0
Oct. 9 QUANTICO	W, 10-9
Oct. 16 at Miami University-	L, 7-28
Oct. 23 at Louisville	L, 7-23
Oct. 30 at Western Michigan-	L, 14-17
Nov. 6 BOWLING GREEN- (HC)	L, 7-20
Nov. 13 at Kent State-	L, 13-33
Nov. 20 OHIO UNIVERSITY-	W, 29-14
	151-168

1966

Record: 2-8	MAC: 1-5
Coach: Charlie Snyder	
Captains: Andy Socha, Dennis Miller	
Sept. 17 MOREHEAD STATE	W, 27-20
Sept. 24 EASTERN KENTUCKY	L, 6-26
Oct. 1 at Toledo-	L, 7-23
Oct. 8 at Quantico	L, 7-10
Oct. 15 MIAMI UNIVERSITY-	L, 0-12
Oct. 22 LOUISVILLE (HC)	L, 15-35
Oct. 29 WESTERN MICHIGAN-	L, 29-35
Nov. 5 at Bowling Green-	L, 6-14
Nov. 12 KENT STATE-	W, 16-7
Nov. 19 at Ohio University-	L, 6-28
	119-210

1967

Record: 0-10	MAC: 0-6
Coach: Charlie Snyder	
Captains: Tim McLaughlin, Richie Robb	
Sept. 16 at Morehead State	L, 6-30
Sept. 23 OHIO UNIVERSITY-	L, 14-48
Sept. 30 TOLEDO-	L, 7-14
Oct. 7 XAVIER	L, 0-7
Oct. 14 at Miami University-	L, 6-48
Oct. 21 at Louisville	L, 7-43
Oct. 28 at Western Michigan-	L, 10-42
Nov. 4 BOWLING GREEN- (HC)	L, 7-9
Nov. 11 at Kent State-	L, 2-41
Nov. 18 EAST CAROLINA	L, 13-29
	72-311

1968

Record: 0-9-1	MAC: 0-6
Coach: Perry Moss	
Captain: None Permanent	
Sept. 14 MOREHEAD STATE	T, 7-7
Sept. 21 at Ohio University-	L, 8-48
Sept. 28 at Toledo-	L, 12-35
Oct. 5 at Xavier	L, 20-30
Oct. 12 MIAMI UNIVERSITY-	L, 0-46
Oct. 19 LOUISVILLE	L, 10-13
Oct. 26 WESTERN MICHIGAN- (HC)	L, 12-40
Nov. 2 at Bowling Green-	L, 28-54
Nov. 9 KENT STATE-	L, 12-36
Nov. 16 at East Carolina	L, 20-49
	129-358

1969

Record: 3-7	
Coach: Rick Tolley	
Captain: None Permanent	
Sept. 20 at Morehead State	L, 14-27
Sept. 27 TOLEDO	L, 13-38
Oct. 4 NORTHERN ILLINOIS	L, 17-18
Oct. 11 at Miami University	L, 7-35
Oct. 18 at Louisville	L, 17-34
Oct. 25 at Western Michigan	L, 14-48
Nov. 1 BOWLING GREEN (HC)	W, 21-16
Nov. 8 at Kent State	W, 31-20
Nov. 15 EAST CAROLINA	W, 38-7
Nov. 22 OHIO UNIVERSITY	L, 35-38
	207-281

1970

Record: 3-6	
Coach: Rick Tolley	
Captain: Dave Griffith	
Sept. 19 MOREHEAD STATE	W, 17-7
Sept. 26 at Toledo	L, 3-52
Oct. 3 at Xavier	W, 31-14
Oct. 10 MIAMI UNIVERSITY	L, 12-19
Oct. 17 LOUISVILLE	L, 14-16
Oct. 24 WESTERN MICHIGAN (HC)	L, 3-34
Oct. 31 at Bowling Green	L, 24-26
Nov. 7 KENT STATE	W, 20-17
Nov. 14 at East Carolina	L, 14-17
	138-202

1971

Record: 2-8	
Coach: Jack Lengyel	
Captain: Nate Ruffin	
Sept. 18 at Morehead State	L, 6-29
Sept. 25 XAVIER	W, 15-13
Oct. 2 at Miami University	L, 6-66
Oct. 9 at Northern Illinois	L, 18-37
Oct. 16 DAYTON	L, 0-13
Oct. 23 at Western Michigan	L, 0-37
Oct. 30 BOWLING GREEN (HC)	W, 12-10
Nov. 6 at Kent State	L, 0-21
Nov. 13 TOLEDO	L, 0-43
Nov. 20 OHIO UNIVERSITY	L, 0-30
	57-295

1972

Record: 2-8	
Coach: Jack Lengyel	
Captains: Randy Kerr, Chuck Wright	
Sept. 16 MOREHEAD STATE	W, 27-24
Sept. 23 at Dayton	L, 0-39
Sept. 30 NORTHERN ILLINOIS	L, 7-24
Oct. 7 MIAMI UNIVERSITY	L, 7-22
Oct. 14 at Xavier	L, 0-14
Oct. 21 WESTERN MICHIGAN (HC)	L, 0-34
Oct. 28 at Bowling Green	L, 7-46
Nov. 4 KENT STATE	L, 14-16
Nov. 11 at Toledo	L, 0-21
Nov. 18 at Ohio University	W, 31-14
	93-254

1973

Record: 4-7	
Coach: Jack Lengyel	
Captain: Jack Crabtree	
Sept. 15 MOREHEAD STATE	W, 24-17
Sept. 21 at UNLV	L, 9-31
Sept. 29 XAVIER	L, 28-30
Oct. 6 at Miami University	L, 6-31
Oct. 13 at Northern Illinois	W, 39-36
Oct. 20 at Western Michigan	L, 7-21
Oct. 27 BOWLING GREEN (HC)	L, 21-24
Nov. 3 at Kent State	L, 3-35
Nov. 10 TOLEDO	W, 17-14
Nov. 17 DAYTON	W, 37-14
Nov. 22 OHIO UNIVERSITY	L, 21-35
	212-288

1974

Record: 1-10	
Coach: Jack Lengyel	
Captains: Allen Meadows, Jesse Smith	
Sept. 14 at Morehead State	L, 12-14
Sept. 21 AKRON	W, 17-7
Sept. 28 MIAMI UNIVERSITY	L, 0-42
Oct. 5 at Temple	L, 10-31
Oct. 12 NORTHERN ILLINOIS	L, 17-20
Oct. 19 WESTERN MICHIGAN (HC)	L, 17-20
Oct. 26 at Bowling Green	L, 3-28
Nov. 2 KENT STATE	L, 7-35
Nov. 9 at Toledo	L, 15-45
Nov. 16 at Dayton	L, 13-14
Nov. 23 at Ohio University	L, 0-35
	110-291

1975

Record: 2-9	
Coach: Frank Ellwood	
Captains: Mark Bookover, Steve Morton, Jesse Smith	
Sept. 6 at Akron	L, 8-20
Sept. 13 at Miami University	L, 0-50
Sept. 20 MOREHEAD STATE	L, 16-19
Sept. 27 ILLINOIS STATE	W, 36-3
Oct. 4 MCNEESE STATE	L, 3-33
Oct. 18 at Villanova	L, 14-21
Oct. 25 WESTERN MICHIGAN (HC)	W, 21-19
Nov. 1 at Central Michigan	L, 0-34
Nov. 8 at Kent State	L, 21-30
Nov. 15 at Dayton	L, 8-29
Nov. 22 OHIO UNIVERSITY	L, 21-38
	148-296

1976

Record: 5-6	
Coach: Frank Ellwood	
Captains: John "Fuzzy" Filliez, Billy Yanosky	
Sept. 4 at Morehead State+	W, Forfeit
Sept. 11 MIAMI UNIVERSITY	W, 21-16
Sept. 18 at Illinois State	W, 23-13
Sept. 25 CENTRAL MICHIGAN	L, 7-22
Oct. 2 at McNeese State	L, 9-34
Oct. 16 DAYTON (HC)	W, 9-0
Oct. 23 at Western Michigan	L, 21-31
Oct. 30 AKRON	W, 13-0
Nov. 6 VILLANOVA	L, 10-23
Nov. 13 at Toledo	L, 8-39
Nov. 20 SOUTHERN ILLINOIS	L, 16-44
	137-222

1977

Record: 2-9	SoCon: 0-4
Coach: Frank Ellwood	
Captains: Bob Coleman, Ken Lawson, Ed McTaggart	
Sept. 10 OHIO UNIVERSITY	L, 27-49
Sept. 17 MOREHEAD STATE	W, 38-26
Sept. 24 TOLEDO (HC)	W, 24-0
Oct. 1 at Appalachian State-	L, 20-28
Oct. 8 at Miami University	L, 19-29
Oct. 15 at Furman-	L, 24-42
Oct. 22 at Western Michigan	L, 29-53
Oct. 29 LOUISVILLE	L, 0-56
Nov. 5 at Akron	L, 7-28
Nov. 12 WESTERN CAROLINA-	L, 26-41
Nov. 19 at Tennessee-Chattanooga-	L, 20-37
	234-389

1978

Record: 1-10	SoCon: 0-5
Coach: Frank Ellwood	
Captain: None Permanent	
Sept. 9 at Toledo	W, 17-0
Sept. 16 APPALACHIAN STATE-	L, 7-28
Sept. 23 TENNESSEE-CHATTANOOGA-	L, 23-27
Sept. 30 at Western Carolina-	L, 14-21
Oct. 7 at The Citadel-	L, 0-41
Oct. 14 MIAMI UNIVERSITY (HC)	L, 3-29
Oct. 21 at Kent State	L, 17-20
Oct. 28 FURMAN-	L, 12-42
Nov. 4 WESTERN MICHIGAN	L, 6-24
Nov. 11 at Southern Illinois	L, 14-15
Nov. 18 at East Carolina	L, 0-45
	113-292

1979

Record: 1-10	SoCon: 0-6
Coach: Sonny Randle	
Captain: Game Captains	
Sept. 8 TOLEDO	W, 31-14
Sept. 15 WESTERN CAROLINA-	L, 0-24
Sept. 22 at Ohio University	L, 0-35
Sept. 29 at Tennessee-Chattanooga-	L, 0-27
Oct. 6 MIAMI UNIVERSITY	L, 0-28
Oct. 13 at Furman-	L, 24-34
Oct. 20 at Mississippi State	L, 0-48
Oct. 27 VILLANOVA (HC)	L, 14-24
Nov. 3 THE CITADEL-	L, 16-17
Nov. 10 VMI-	L, 3-13
Nov. 17 at Appalachian State-	L, 7-45
	95-309

1980

Record: 2-8-1	SoCon: 0-5-1
Coach: Sonny Randle	
Captain: Game Captains	
Sept. 6 at Morehead State	W, 35-8
Sept. 13 KENT STATE	W, 17-7
Sept. 20 at VMI-	L, 3-17
Oct. 4 APPALACHIAN STATE-	L, 6-23
Oct. 11 at Miami University	L, 6-34
Oct. 18 TENNESSEE-CHATTANOOGA- (HC)	L, 11-21
Oct. 25 at Western Carolina-	T, 13-13
Nov. 1 FURMAN-	L, 0-35
Nov. 8 at Ohio University	L, 20-28
Nov. 15 TOLEDO	L, 0-38
Nov. 22 at East Tennessee State-	L, 16-21
	127-245

1981

Record: 2-9	SoCon: 1-5
Coach: Sonny Randle	
Captain: Game Captains	
Sept. 12 MOREHEAD STATE	W, 20-17
Sept. 19 at Western Michigan	L, 3-14
Sept. 26 EAST TENNESSEE STATE-	L, 10-14
Oct. 3 at Louisville	L, 0-36
Oct. 10 at Tennessee-Chattanooga-	L, 0-20
Oct. 17 at William & Mary	L, 7-38
Oct. 24 VMI- (HC)	L, 16-20
Oct. 31 at Furman-	L, 3-35
Nov. 7 at Appalachian State-	W, 17-10
Nov. 14 WESTERN CAROLINA-	L, 28-38
Nov. 21 INDIANA STATE	L, 0-42
	94-284

1982

Record: 3-8	SoCon: 1-6
Coach: Sonny Randle	
Captain: Game Captains	
Sept. 4 KENT STATE	W, 30-21
Sept. 11 WESTERN MICHIGAN	L, 0-34
Sept. 18 at Toledo	L, 9-17
Oct. 2 TENNESSEE-CHATTANOOGA-	L, 7-17
Oct. 8 APPALACHIAN STATE-	L, 13-21
Oct. 16 at Western Carolina-	L, 10-42
Oct. 23 AKRON (HC)	W, 12-10
Oct. 30 at The Citadel-	L, 7-24
Nov. 6 at VMI-	W, 22-20
Nov. 13 FURMAN-	L, 7-45
Nov. 20 at East Tennessee State-	L, 0-28
	120-258

1983

Record: 4-7	SoCon: 3-4
Coach: Sonny Randle	
Captain: Game Captains	
Sept. 3 at Eastern Michigan	L, 3-7
Sept. 10 ILLINOIS STATE	L, 3-27
Sept. 17 at Morehead State	W, 35-0
Sept. 24 at Furman-	L, 7-31
Oct. 1 WESTERN CAROLINA- (HC)	L, 7-21
Oct. 8 EAST TENNESSEE STATE-	W, 13-10
Oct. 22 at Tennessee-Chattanooga-	L, 16-23
Oct. 29 THE CITADEL-	W, 26-10
Nov. 5 WILLIAM & MARY	L, 24-48
Nov. 12 at Appalachian State-	L, 19-28
Nov. 19 VMI-	W, 56-7
	209-214

YEAR-BY-YEAR RESULTS

1984

Record: 6-5	SoCon: 2-4
Coach: Stan Parrish	
Captains: Rob Bowers, Tony Lellie	
Sept. 1	WEST VIRGINIA TECH W, 33-10
Sept. 8	MOREHEAD STATE W, 40-6
Sept. 15	EASTERN MICHIGAN W, 24-17
Sept. 22	FURMAN L, 28-38
Sept. 29	at Western Michigan L, 7-42
Oct. 13	APPALACHIAN STATE (HC) W, 35-7
Oct. 20	at The Citadel L, 17-28
Oct. 27	TENNESSEE-CHATTANOOGA L, 13-17
Nov. 3	WESTERN CAROLINA L, 0-30
Nov. 10	at Illinois State W, 10-3
Nov. 17	at East Tennessee State W, 31-28
	238-226

1985

Record: 7-3-1	SoCon: 3-3-1
Coach: Stan Parrish	
Captain: Game Captains	
Aug. 31	WEST VIRGINIA TECH W, 30-0
Sept. 7	at Morehead State W, 27-10
Sept. 14	OHIO UNIVERSITY W, 31-7
Sept. 21	at Eastern Kentucky W, 13-7
Sept. 28	THE CITADEL W, 17-14
Oct. 5	WESTERN CAROLINA T, 10-10
Oct. 12	at Furman L, 3-34
Oct. 19	VMI (HC) W, 21-16
Nov. 2	at Tennessee-Chattanooga L, 7-38
Nov. 9	EAST TENNESSEE STATE W, 34-21
Nov. 16	at Appalachian State L, 0-40
	193-197

1986

Record: 6-4-1	SoCon: 4-3
Coach: George Chaump	
Captains: Sam Manos, Tony Bolland	
Aug. 30	WEST VIRGINIA TECH W, 42-0
Sept. 6	MOREHEAD STATE L, 10-19
Sept. 13	at Ohio University W, 21-7
Sept. 20	EASTERN KENTUCKY T, 13-13
Sept. 27	FURMAN L, 10-38
Oct. 4	at VMI L, 16-9
Oct. 18	at East Tennessee State W, 34-19
Oct. 25	DAVIDSON (HC) W, 63-14
Nov. 1	TENNESSEE-CHATTANOOGA W, 41-20
Nov. 8	APPALACHIAN STATE L, 17-27
Nov. 15	at Western Carolina L, 20-33
	287-199

1987

NCAA I-AA NATIONAL RUNNER-UP	
Record: 10-5	SoCon: 4-2
Coach: George Chaump	
Captains: Cecil Fletcher, Keith Baxter	
Sept. 5	MOREHEAD STATE W, 29-0
Sept. 12	at Ohio University L, 15-23
Sept. 19	at Eastern Kentucky L, 34-37
Sept. 26	YOUNGSTOWN STATE W, 38-13
Oct. 3	at Furman L, 36-42
Oct. 10	at Louisville W, 34-31
Oct. 17	EAST TENNESSEE STATE (HC) W, 27-7
Oct. 24	VMI L, 42-7
Oct. 31	at Tennessee-Chattanooga W, 28-26
Nov. 7	at Appalachian State L, 10-17
Nov. 14	WESTERN CAROLINA W, 47-16

NCAA I-AA Playoffs	
Nov. 28	JAMES MADISON W, 41-12
Dec. 5	WEBER STATE W, 51-23
Dec. 12	at Appalachian State W, 24-10
NCAA I-AA National Championship Game (Pocatello, Idaho)	
Dec. 19	vs. Louisiana-Monroe L, 42-43
	498-307

1988

SOUTHERN CONFERENCE CO-CHAMPIONS	
Record: 11-2	SoCon: 6-1
Coach: George Chaump	
Captains: John Spellacy, Sean Doctor	
Sept. 3	at Morehead State W, 30-17
Sept. 10	OHIO UNIVERSITY W, 31-14
Sept. 17	EASTERN KENTUCKY W, 34-32
Sept. 24	at VMI W, 24-20
Oct. 8	FURMAN (HC) W, 24-10
Oct. 15	at East Tennessee State W, 50-14
Oct. 22	TENNESSEE-CHATTANOOGA W, 38-7
Oct. 29	APPALACHIAN STATE W, 30-27
Nov. 5	at The Citadel L, 3-20
Nov. 12	at Western Carolina W, 52-45
Nov. 19	at Youngstown State W, 38-15
NCAA I-AA Playoffs	
Nov. 26	NORTH TEXAS W, 7-0
Dec. 3	FURMAN L, 9-13
	370-234

1989

Record: 6-5	SoCon: 4-3
Coach: George Chaump	
Captains: Game Captains	
Sept. 2	CATAWBA W, 48-0
Sept. 9	MOREHEAD STATE W, 30-7
Sept. 16	EAST TENNESSEE STATE L, 31-21
Sept. 23	at Tennessee-Chattanooga L, 0-14
Oct. 7	at Furman L, 13-34
Oct. 14	THE CITADEL W, 40-17
Oct. 21	at Eastern Kentucky L, 23-38
Oct. 28	VMI (HC) W, 40-10
Nov. 4	at Appalachian State W, 35-22
Nov. 11	WESTERN CAROLINA L, 31-63
Nov. 18	at Georgia Southern L, 298-254

1990

Record: 6-5	SoCon: 4-3
Coach: Jim Donnan	
Captains: Don Mahoney, Eric Ihnat, Eric Gates, Derek Grier	
Sept. 1	MOREHEAD STATE W, 28-14
Sept. 8	WEST VIRGINIA TECH W, 52-0
Sept. 22	at The Citadel L, 10-21
Sept. 29	FURMAN W, 10-7
Oct. 6	GEORGIA SOUTHERN L, 14-17
Oct. 13	at East Tennessee State L, 17-38
Oct. 20	TENNESSEE-CHATTANOOGA (HC) L, 23-29
Oct. 27	at VMI W, 52-7
Nov. 3	APPALACHIAN STATE W, 50-0
Nov. 10	EASTERN KENTUCKY L, 12-15
Nov. 17	at Western Carolina W, 42-14
	310-162

1991

NCAA DIVISION I-AA RUNNER-UP	
Record: 11-4	SoCon: 5-2
Coach: Jim Donnan	
Captains: Derek Grier, Madison Sayre, Ricardo Clark, Matt Downey	
Aug. 31	at Appalachian State L, 3-9
Sept. 7	NEW HAMPSHIRE W, 24-23
Sept. 14	MOREHEAD STATE W, 70-11
Sept. 28	BROWN W, 46-0
Oct. 12	at Furman W, 38-35
Oct. 19	at North Carolina State L, 14-15
Oct. 26	at Tennessee-Chattanooga L, 31-38
Nov. 2	WESTERN CAROLINA (2 OT/HC) W, 27-24
Nov. 9	THE CITADEL W, 37-31
Nov. 16	VMI W, 61-0
Nov. 23	EAST TENNESSEE STATE W, 63-9

NCAA I-AA Playoffs	
Nov. 30	WESTERN ILLINOIS W, 20-17 (OT)
Dec. 7	NORTHERN IOWA W, 41-13
Dec. 14	EASTERN KENTUCKY W, 14-7
NCAA I-AA National Championship Game (Statesboro, Ga.)	
Dec. 21	vs. Youngstown State (3OT) L, 17-25
	506-257

1992

NCAA DIVISION I-AA NATIONAL CHAMPIONS	
Record: 12-3	SoCon: 5-2
Coach: Jim Donnan	
Captains: Mike Bartrum, Jim Durning, Bob Lane, Byran Litton, Michael Payton, Phil Ratliff, Donahue Stephenson	
Sept. 5	MOREHEAD STATE W, 49-7
Sept. 12	EASTERN ILLINOIS W, 63-28
Sept. 19	at VMI W, 34-16
Oct. 3	at Missouri L, 21-44
Oct. 10	FURMAN W, 48-6
Oct. 17	at The Citadel W, 34-13
Oct. 24	TENNESSEE-CHATTANOOGA W, 52-23
Oct. 31	at Western Carolina L, 30-38
Nov. 7	APPALACHIAN STATE (HC) L, 34-37
Nov. 14	TENNESSEE TECH W, 52-14
Nov. 21	at East Tennessee State W, 49-10

NCAA I-AA Playoffs	
Nov. 28	EASTERN KENTUCKY W, 44-0
Dec. 5	MIDDLE TENNESSEE W, 35-21
Dec. 12	DELAWARE W, 28-7
NCAA I-AA National Championship Game (Huntington, W.Va.)	
Dec. 19	YOUNGSTOWN STATE W, 31-28
	604-292

1993

NCAA DIVISION I-AA NATIONAL RUNNER-UP	
Record: 11-4	SoCon: 6-2
Coach: Jim Donnan	
Captains: William King, Shannon King, Glenn Pedro, Chris Deaton, Trevor Thomas, Rodney Garrett	
Sept. 4	MOREHEAD STATE W, 56-0
Sept. 11	MURRAY STATE W, 29-3
Sept. 18	GEORGIA SOUTHERN W, 13-3
Oct. 2	at Tennessee-Chattanooga L, 31-33
Oct. 9	VMI W, 51-0
Oct. 16	at North Carolina State L, 17-24
Oct. 23	APPALACHIAN STATE (HC) W, 35-3
Oct. 30	at The Citadel W, 35-15
Nov. 6	EAST TENNESSEE STATE W, 33-9
Nov. 13	at Furman L, 3-17
Nov. 20	WESTERN CAROLINA W, 20-16

NCAA I-AA Playoffs	
Nov. 27	HOWARD W, 28-14
Dec. 4	DELAWARE W, 34-31
Dec. 11	TROY W, 24-21
NCAA I-AA National Championship Game (Huntington, W.Va.)	
Dec. 18	YOUNGSTOWN STATE L, 5-17
	414-206

1994

SOUTHERN CONFERENCE CHAMPIONS	
Record: 12-2	SoCon: 7-1
Coach: Jim Donnan	
Captains: Roger Johnson, Shannon Morrison, Vince Parker, Chris Parker, J.D. Cyrus, Todd Donnan	
Sept. 3	MOREHEAD STATE W, 71-7
Sept. 10	TENNESSEE TECH W, 24-10
Sept. 17	at Georgia Southern W, 34-10
Sept. 24	WEST VIRGINIA STATE W, 48-0
Oct. 1	at East Tennessee State W, 62-21
Oct. 8	at VMI W, 49-7
Oct. 15	WESTERN CAROLINA W, 38-14
Oct. 22	at Appalachian State L, 14-24
Oct. 29	THE CITADEL (HC) W, 42-30
Nov. 5	at East Tennessee State W, 42-12
Nov. 12	FURMAN W, 35-14

NCAA I-AA Playoffs	
Nov. 26	MIDDLE TENNESSEE W, 49-14
Dec. 3	JAMES MADISON W, 28-21 (OT)
Dec. 10	at Boise State L, 24-28
	560-212

1995

NCAA I-AA NATIONAL RUNNER-UP	
Record: 12-3	SoCon: 7-1
Coach: Jim Donnan	
Captains: Jerome Embry, Jayson Grayson, Billy Lyon, Tim Martin, Chris Parker, William Pannell	
Aug. 31	at North Carolina State L, 16-33
Sept. 9	TENNESSEE TECH W, 45-14
Sept. 16	GEORGIA SOUTHERN W, 37-7
Sept. 30	at Tennessee-Chattanooga W, 35-32
Oct. 7	VMI W, 56-21
Oct. 14	at Western Carolina W, 42-3
Oct. 21	APPALACHIAN STATE L, 3-10
Oct. 28	at The Citadel W, 21-19
Nov. 4	EAST TENNESSEE STATE (HC) W, 52-0
Nov. 11	at Furman W, 31-6
Nov. 18	HOFSTRA W, 30-28

NCAA I-AA Playoffs	
Nov. 25	JACKSON STATE W, 38-8
Dec. 2	NORTHERN IOWA W, 41-24
Dec. 9	at McNeese State W, 25-13
NCAA I-AA National Championship Game (Huntington, W.Va.)	
Dec. 16	MONTANA L, 20-22
	492-230

1996

NCAA I-AA NATIONAL CHAMPIONS	
SOUTHERN CONFERENCE CHAMPIONS	
Record: 15-0	SoCon: 8-0
Coach: Bob Pruett	
Captains: Eric Kresser, Tim Martin, Aaron Ferguson, Melvin Cunningham, Billy Lyon, Jermaine Swafford	
Sept. 7	HOWARD W, 55-27
Sept. 14	WEST VIRGINIA STATE W, 42-7
Sept. 21	at Georgia Southern W, 29-13
Sept. 28	WESTERN KENTUCKY W, 37-3
Oct. 5	TENNESSEE-CHATTANOOGA W, 45-0
Oct. 12	at VMI W, 45-20
Oct. 19	WESTERN CAROLINA W, 56-21
Oct. 26	at Appalachian State W, 24-10
Nov. 2	THE CITADEL (HC) W, 56-25
Nov. 9	at East Tennessee State W, 34-10
Nov. 16	FURMAN W, 42-17

NCAA I-AA Playoffs	
Nov. 30	DELAWARE W, 59-14
Dec. 7	FURMAN W, 54-0
Dec. 14	NORTHERN IOWA W, 31-14
NCAA I-AA National Championship Game (Huntington, W.Va.)	
Dec. 21	MONTANA W, 49-29
	658-210

YEAR-BY-YEAR RESULTS

1997

MID-AMERICAN CONFERENCE CHAMPIONS		
Record: 10-3		MAC: 8-1
Coach: Bob Pruett		
Captains: John Wade, Brian Reed, Chad Pennington, Thomas Maxwell, B.J. Cohen, Larry McCloud		
Aug. 30	at West Virginia	L, 31-42
Sept. 6	at Army	W, 35-25
Sept. 13	at Kent State*	W, 42-17
Sept. 20	WESTERN ILLINOIS	W, 48-7
Sept. 27	at Ball State*	W, 42-16
Oct. 11	AKRON*	W, 52-17
Oct. 18	at Miami University*	L, 21-45
Oct. 25	EASTERN MICHIGAN*	W, 48-25
Nov. 1	at Central Michigan*	W, 45-17
Nov. 8	BOWLING GREEN* (HC)	W, 28-0
Nov. 15	OHIO UNIVERSITY*	W, 27-0
MAC Championship Game (Huntington, W.Va.)		
Dec. 5	TOLEDO	W, 34-14
Motor City Bowl (Pontiac, Mich.)		
Dec. 26	vs. Mississippi	L, 31-34 484-259

1998

MID-AMERICAN CONFERENCE CHAMPIONS		
Record: 12-1		MAC: 8-1
Coach: Bob Pruett		
Captains: Rogers Beckett, Doug Chapman, Andre O'Neal, Chad Pennington, Jason Starkey		
Sept. 5	at Akron*	W, 27-16
Sept. 12	TROY	W, 42-12
Sept. 19	at South Carolina	W, 24-21
Sept. 26	at Eastern Michigan*	W, 26-23
Oct. 3	MIAMI UNIVERSITY*	W, 31-17
Oct. 10	at Ohio University*	W, 30-23
Oct. 17	KENT STATE*	W, 42-7
Oct. 24	BALL STATE*	W, 42-10
Oct. 21	at Bowling Green*	L, 13-34
Nov. 7	CENTRAL MICHIGAN* (HC)	W, 28-0
Nov. 21	WOFFORD	W, 29-27
MAC Championship Game (Huntington, W.Va.)		
Dec. 4	TOLEDO	W, 23-17
Motor City Bowl (Pontiac, Mich.)		
Dec. 23	vs. Louisville	W, 48-29 405-236

1999

MID-AMERICAN CONFERENCE CHAMPIONS		
Record: 13-0		MAC: 9-0
Coach: Bob Pruett		
Captains: Rogers Beckett, Doug Chapman, John Grace, Mike Guilliams, Girardie Mercer, Andre O'Neal, Chad Pennington, Jason Starkey		
Sept. 4	at Clemson	W, 13-10
Sept. 11	LIBERTY	W, 63-3
Sept. 18	BOWLING GREEN	W, 35-16
Sept. 25	TEMPLE	W, 34-0
Oct. 2	at Miami University	W, 32-14
Oct. 14	TOLEDO	W, 38-13
Oct. 23	at Buffalo	W, 59-3
Oct. 30	NORTHERN ILLINOIS (HC)	W, 41-9
Nov. 6	at Kent State	W, 28-16
Nov. 13	at Western Michigan	W, 31-17
Nov. 26	OHIO	W, 34-3
MAC Championship Game (Huntington, W.Va.)		
Dec. 3	WESTERN MICHIGAN	W, 34-30
Motor City Bowl (Pontiac, Mich.)		
Dec. 27	vs. Brigham Young	W, 21-3 463-137

2000

MID-AMERICAN CONFERENCE CHAMPIONS		
Record: 8-5		MAC: 6-3
Coach: Bob Pruett		
Captains: Jimmy Cabellos, David Foye, Maurice Hines, Doug Hodges, Byron Leftwich, Jimmy Parker, Nate Poole		
Aug. 31	SOUTHEAST MISSOURI STATE	W, 63-7
Sept. 9	at Michigan State	L, 24-34
Sept. 23	at North Carolina	L, 15-20
Sept. 30	BUFFALO	W, 47-14
Oct. 5	WESTERN MICHIGAN	L, 10-30
Oct. 14	at Toledo	L, 0-42
Oct. 21	KENT STATE (HC)	W, 34-12
Oct. 28	at Akron	W, 31-28
Nov. 4	at Bowling Green	W, 20-13
Nov. 11	MIAMI UNIVERSITY	W, 51-31
Nov. 18	at Ohio	L, 28-38
MAC Championship Game (Huntington, W.Va.)		
Dec. 2	WESTERN MICHIGAN	W, 19-14
Motor City Bowl (Pontiac, Mich.)		
Dec. 27	vs. Cincinnati	W, 25-14 367-297

2001

Record: 11-2		MAC: 8-1
Coach: Bob Pruett		
Captains: Byron Leftwich, Chris Massey, Michael Owens, Steve Sciuillo, Ralph Street, Darius Watts, Max Yates		
Sept. 1	at #1 Florida	L, 14-49
Sept. 8	MASSACHUSETTS	W, 49-20
Sept. 29	BOWLING GREEN	W, 37-31
Oct. 6	at Northern Illinois	W, 37-15
Oct. 13	at Buffalo	W, 34-14

Oct. 20	CENTRAL MICHIGAN (HC)	W, 42-21
Oct. 27	AKRON	W, 50-33
Nov. 3	at Kent State	W, 42-21
Nov. 10	at Miami University	W, 27-21
Nov. 17	OHIO	W, 42-18
Nov. 24	YOUNGSTOWN STATE	W, 38-24
MAC Championship Game (Toledo, Ohio)		
Nov. 30	at Toledo	L, 36-41
GMAC Bowl (Mobile, Ala.)		
Dec. 19	vs. East Carolina	W, 64-61 (2OT) 512-369

2002

MID-AMERICAN CONFERENCE CHAMPIONS		
Record: 11-2		MAC: 8-1
Coach: Bob Pruett		
Captains: Byron Leftwich, Steve Sciuillo, Darius Watts, Chris Crocker, Yancey Satterwhite, Curtis Head, Orlando Washington, Jeff Edwards		
Aug. 31	APPALACHIAN STATE	W, 50-17
Sept. 12	at #7 Virginia Tech	L, 21-47
Sept. 20	UCF	W, 26-21
Oct. 5	at Kent State	W, 42-21
Oct. 12	BUFFALO	W, 66-21
Oct. 19	TROY (HC)	W, 24-7
Oct. 26	at Central Michigan	W, 23-18
Nov. 2	at Akron	L, 20-34
Nov. 12	MIAMI UNIVERSITY	W, 36-34
Nov. 23	at Ohio	W, 24-21
Nov. 30	BALL STATE	W, 38-14
MAC Championship Game (Huntington, W.Va.)		
Dec. 7	TOLEDO	W, 49-45
GMAC Bowl (Mobile, Ala.)		
Dec. 18	vs. Louisville	W, 38-15 457-313

2003

Record: 8-4		MAC: 6-2
Coach: Bob Pruett		
Captains: Stan Hill, Charles Tynes, J.T. Rembert, Toriano Brown, Joey Stepp, Nate McPeck, Roberto Terrell, Darius Watts		
Aug. 30	HOFSTRA	W, 45-21
Sept. 6	at #11 Tennessee	L, 24-34
Sept. 12	TOLEDO	L, 17-24
Sept. 20	at #6 Kansas State	W, 27-20
Sept. 27	at Troy	L, 24-33
Oct. 11	KENT STATE (HC)	W, 49-33
Oct. 18	at Buffalo	W, 26-16
Oct. 25	at Western Michigan	W, 41-21
Nov. 1	AKRON	W, 42-24
Nov. 12	at Miami University	L, 6-45
Nov. 19	at UCF	W, 21-7
Nov. 28	OHIO	W, 28-0 350-278

2004

Record: 6-6		MAC: 6-2
Coach: Bob Pruett		
Captains: Stan Hill, J.T. Rembert, Roberto Terrell, Nate Griffin, Josh Davis, Johnathan Goddard, Jamus Martin		
Sept. 4	TROY	L, 15-17
Sept. 11	at #9 Ohio State	L, 21-24
Sept. 18	at #3 Georgia	L, 3-13
Sept. 29	MIAMI UNIVERSITY	W, 33-25
Oct. 9	at Ohio	W, 16-13
Oct. 16	at Kent State	W, 27-17
Oct. 23	BUFFALO (HC)	W, 48-14
Oct. 30	UCF	W, 20-3
Nov. 5	at Akron	L, 28-31
Nov. 13	at Bowling Green	L, 35-56
Nov. 20	WESTERN MICHIGAN	W, 31-21
Fort Worth Bowl (Fort Worth, Texas)		
Dec. 23	vs. Cincinnati	L, 14-32 291-266

2005

Record: 4-7		C-USA: 3-5
Coach: Mark Snyder		
Captains: Jeff Mullins, Wilbur Hargrove, Willie Smith, Chris Royal		
Sept. 1	WILLIAM & MARY	W, 36-24
Sept. 10	KANSAS STATE	L, 19-21
Sept. 24	at UCF	L, 13-23
Oct. 1	SMU	W, 16-13 (OT)
Oct. 8	at #3 Virginia Tech	L, 14-41
Oct. 15	UAB* (HC)	W, 20-19
Oct. 22	at UTEP	L, 3-31
Oct. 29	vs. Tulane* (Mobile, Ala.)	W, 27-26
Nov. 8	SOUTHERN MISS	L, 24-27 (OT)
Nov. 19	EAST CAROLINA	L, 29-34
Nov. 26	at Memphis	L, 3-26 204-285

2006

Record: 5-7		C-USA: 4-4
Coach: Mark Snyder		
Captains: Matt Couch, Shavar Greer, Doug Legursky, Bernard Morris		
Sept. 2	at #5 West Virginia	L, 10-42
Sept. 9	HOFSTRA	W, 54-31
Sept. 16	at Kansas State	L, 7-23
Sept. 23	at #15 Tennessee	L, 7-33
Oct. 4	UCF	L, 22-23
Oct. 14	at SMU	L, 21-31
Oct. 21	at UAB	W, 31-24
Oct. 28	MEMPHIS (HC)	W, 41-27

Nov. 4	TULANE	W, 42-21
Nov. 11	at East Carolina	L, 20-33
Nov. 18	UTEP	W, 49-21
Nov. 25	at Southern Miss	L, 7-42 311-351

2007

Record: 3-9		C-USA: 3-5
Coach: Mark Snyder		
Captains: Doug Legursky, Bernard Morris, Brian Shope		
Sept. 1	at Miami	L, 3-31
Sept. 8	#3 WEST VIRGINIA	L, 23-48
Sept. 15	NEW HAMPSHIRE	L, 35-48
Sept. 22	at Cincinnati	L, 14-40
Oct. 2	at Memphis	L, 21-24
Oct. 13	at Tulsa	L, 31-38
Oct. 21	SOUTHERN MISS	L, 24-33
Oct. 27	RICE	W, 34-21
Nov. 3	at UCF	L, 13-47
Nov. 10	EAST CAROLINA	W, 26-7
Nov. 17	at Houston	L, 28-35
Nov. 24	UAB	W, 46-39 298-411

2008

Record: 4-8		C-USA: 3-5
Coach: Mark Snyder		
Captains: the senior class		
Aug. 30	ILLINOIS STATE	W, 35-10
Sept. 6	at Wisconsin	L, 14-51
Sept. 13	MEMPHIS	W, 17-16
Sept. 20	at Southern Miss	W, 34-27
Sept. 27	at West Virginia	L, 3-27
Oct. 3	CINCINNATI	L, 10-33
Oct. 18	at UAB	L, 21-23
Oct. 28	HOUSTON	W, 37-23
Nov. 08	at East Carolina	L, 16-19 (OT)
Nov. 15	UCF	L, 14-30
Nov. 22	at Rice	L, 10-35
Nov. 29	TULSA	L, 35-38 246-332

2009

Record: 7-6		C-USA: 4-4
Coach: Mark Snyder		
Captains: Cody Slate, Lee Smith, Mario Harvey and Ashton Hall		
Sept. 5	SOUTHERN ILLINOIS	W, 31-28
Sept. 12	at Virginia Tech	L, 10-52
Sept. 19	BOWLING GREEN	W, 17-10
Sept. 26	at Memphis	W, 27-16
Oct. 03	EAST CAROLINA	L, 17-21
Oct. 10	at Tulane	W, 31-10
Oct. 17	at West Virginia	L, 7-24
Oct. 24	UAB	W, 27-7
Nov. 01	at UCF	L, 20-21
Nov. 14	SOUTHERN MISS	L, 20-27
Nov. 21	SMU	W, 34-31
Nov. 28	at UTEP	L, 21-52
Little Caesars Pizza Bowl (Detroit, Mich.)		
Dec. 26	vs. Ohio*	W, 21-17 283-316

* - Rick Minter served as interim head coach in bowl game.

2010

Record: 5-7		C-USA: 4-4
Coach: Doc Holliday		
Captains: Brian Anderson, Omar Brown, Mario Harvey and Lee Smith		
Sept. 2	at Ohio State	L, 7-45
Sept. 10	West Virginia	L, 21-24 (OT)
Sept. 18	at Bowling Green	L, 28-44
Sept. 25	Ohio	W, 24-23
Oct. 2	at Southern Miss	L, 16-41
Oct. 13	UCF	L, 14-35
Oct. 23	at East Carolina	L, 10-37
Oct. 30	UTEP	W, 16-12
Nov. 6	at UAB	W, 31-17
Nov. 13	Memphis	W, 28-13
Nov. 20	at SMU	L, 17-31
Nov. 27	Tulane	W, 38-23 250-345

2011

Record: 7-6		C-USA: 5-3
Coach: Doc Holliday		
Captains: Omar Brown, Vinny Curry, Tyson Gale and Ryan Tillman		
Sept. 4	at West Virginia	L, 13-34
Sept. 10	SOUTHERN MISS	W, 26-20
Sept. 17	at Ohio	L, 7-44
Sept. 24	VIRGINIA TECH	L, 10-30
Oct. 1	at Louisville	W, 17-13
Oct. 8	at UCF	L, 6-16
Oct. 15	RICE	W, 24-20
Oct. 22	at Houston	L, 28-63
Oct. 29	UAB	W, 59-14
Nov. 12	at Tulsa	L, 17-59
Nov. 17	at Memphis	W, 23-22
Nov. 26	EAST CAROLINA	W, 34-27 (OT)
Beef 'O' Brady's Bowl (St. Petersburg, Fla.)		
Dec. 20	vs. FIU	W, 20-10 284-372

HEAD COACHING RECORDS

SEASON	OVERALL			CONFERENCE			COACH
	W	L	T	W	L	T	
1895	0	1	1	-	-	-	No Coach
1896	No Game Results Available						
1897	0	3	0	-	-	-	No Coach
1898	4	1	0	-	-	-	No Coach
1899	0	0	1	-	-	-	No Coach
1900	1	0	2	-	-	-	No Coach
1901	2	0	1	-	-	-	No Coach
1902	5	0	2	-	-	-	No Coach
1903	3	1	1	-	-	-	George Ford
1904	1	3	3	-	-	-	George Ford
1905	6	2	0	-	-	-	Alfred McCary
1906	4	0	1	-	-	-	Pearl Rardin
1907	3	2	1	-	-	-	No Coach
1908	0	6	0	-	-	-	W.G. Vinal
1909	3	2	1	-	-	-	Boyd Chambers
1910	5	1	1	-	-	-	Boyd Chambers
1911	4	1	1	-	-	-	Boyd Chambers
1912	3	4	0	-	-	-	Boyd Chambers
West Virginia Athletic Association (1913-1932)							
1913	3	4	0	0	2	0	Boyd Chambers
1914	5	4	0	2	2	0	Boyd Chambers
1915	1	7	0	0	1	0	Boyd Chambers
1916	7	2	1	1	1	0	Boyd Chambers
1917	1	7	1	0	0	1	Carl Shipley
1918	No Games (World War I)						
1919	8	0	0	3	0	0	Archer Reilly
1920	0	8	0	0	2	0	Herbert Cramer
1921	6	2	1	2	1	0	Kemper Shelton
1922	5	4	0	1	1	0	Kemper Shelton
1923	1	7	0	1	2	0	Harrison Briggs
1924	4	3	1	2	2	0	Russell Meredith
1925	4	1	4	3	0	2	Charles Tallman
1926	5	4	1	3	1	0	Charles Tallman
1927	5	3	1	4	1	0	Charles Tallman
1928	8	1	1	5	0	0	Charles Tallman
1929	5	3	1	4	1	0	Johnny Maulbetsch
1930	3	5	1	3	0	1	Johnny Maulbetsch
1931	6	3	0	4	1	0	Tom Dandelet
1932	6	2	1	3	0	0	Tom Dandelet
Buckeye Conference (1933-1938)							
1933	3	5	1	0	3	1	Tom Dandelet
1934	3	6	0	0	4	0	Tom Dandelet
1935	4	6	0	0	4	0	Cam Henderson
1936	6	3	1	1	2	1	Cam Henderson
1937	9	0	1	4	0	1	Cam Henderson
1938	5	4	0	3	1	0	Cam Henderson
Independent (1939-1947)							
1939	9	2	0	-	-	-	Cam Henderson
1940	8	2	0	-	-	-	Cam Henderson
1941	7	1	0	-	-	-	Cam Henderson
1942	1	7	1	-	-	-	Cam Henderson
1943-1945	No Games (World War II)						
1946	2	7	1	-	-	-	Cam Henderson
1947	9	3	0	-	-	-	Cam Henderson
Ohio Valley Conference (1948-1952)							
1948	2	7	1	1	2	0	Cam Henderson
1949	6	4	0	4	0	0	Cam Henderson
1950	2	8	0	1	4	0	Pete Pedersen
1951	5	4	1	3	2	0	Pete Pedersen
1952	2	7	2	1	2	0	Pete Pedersen
Mid-American Conference (1953-1968)							
1953	2	5	2	0	0	0	Herb Royer
1954	4	5	0	2	5	0	Herb Royer
1955	3	6	0	1	5	0	Herb Royer
1956	3	6	0	2	4	0	Herb Royer
1957	6	3	0	4	2	0	Herb Royer
1958	3	6	0	1	5	0	Herb Royer
1959	1	8	0	1	4	0	Charlie Snyder
1960	2	7	1	1	4	0	Charlie Snyder
1961	2	7	1	1	4	0	Charlie Snyder
1962	4	6	0	0	5	0	Charlie Snyder
1963	5	4	1	3	2	1	Charlie Snyder
1964	7	3	0	4	2	0	Charlie Snyder
1965	5	5	0	2	4	0	Charlie Snyder
1966	2	8	0	1	5	0	Charlie Snyder
1967	0	10	0	0	6	0	Charlie Snyder
1968	0	9	1	0	6	0	Perry Moss
Independent (1969-1975)							
1969	3	7	0	-	-	-	Rick Tolley
1970	3	6	0	-	-	-	Rick Tolley
1971	2	8	0	-	-	-	Jack Lengyel

1972	2	8	0	-	-	-	Jack Lengyel
OVERALL							
SEASON	W	L	T	W	L	T	COACH
1973	4	7	0	-	-	-	Jack Lengyel
1974	1	10	0	-	-	-	Jack Lengyel
1975	2	9	0	-	-	-	Frank Ellwood
Southern Conference (1976-1996)							
1976	5	6	0	0	0	0	Frank Ellwood
1977	2	9	0	0	4	0	Frank Ellwood
1978	1	10	0	0	5	0	Frank Ellwood
1979	1	10	0	0	6	0	Sonny Randle
1980	2	8	1	0	5	1	Sonny Randle
1981	2	9	0	1	5	0	Sonny Randle
1982	3	8	0	1	6	0	Sonny Randle
1983	4	7	0	3	4	0	Sonny Randle
1984	6	5	0	2	4	0	Stan Parrish
1985	7	3	1	3	3	1	Stan Parrish
1986	6	4	1	4	3	0	George Champ
1987	10	5	0	4	2	0	George Champ
1988	11	2	0	6	1	0	George Champ
1989	6	5	0	4	3	0	George Champ
1990	6	5	0	4	3	0	Jim Donnan
1991	11	4	0	5	2	0	Jim Donnan
1992	12	3	0	5	2	0	Jim Donnan
1993	11	4	0	6	2	0	Jim Donnan
1994	12	2	0	7	1	0	Jim Donnan
1995	12	3	0	7	1	0	Jim Donnan
1996	15	0	0	8	0	0	Bob Pruett
Mid-American Conference (1997-2004)							
1997	10	3	0	8	1	0	Bob Pruett
1998	12	1	0	8	1	0	Bob Pruett
1999	13	0	0	9	0	0	Bob Pruett
2000	8	5	0	6	3	0	Bob Pruett
2001	11	2	0	8	1	0	Bob Pruett
2002	11	2	0	8	1	0	Bob Pruett
2003	8	4	0	6	2	0	Bob Pruett
2004	6	6	0	6	2	0	Bob Pruett
Conference USA (2005-present)							
2005	4	7	0	3	5	0	Mark Snyder
2006	5	7	0	4	4	0	Mark Snyder
2007	3	9	0	3	5	0	Mark Snyder
2008	4	8	0	3	5	0	Mark Snyder
2009	7*	6	0	4	4	0	Mark Snyder
2010	5	7	0	4	4	0	Doc Holliday
2011	7	6	0	5	3	0	Doc Holliday
2012	5	7	0	4	4	0	Doc Holliday
2013	10	4	0	7	1	0	Doc Holliday
2014	13	1	0	7	1	0	Doc Holliday
2015	10	3	0	6	2	0	Doc Holliday
2016	3	9	0	2	6	0	Doc Holliday

* - Rick Minter Coached the 2009 Little Caesars Bowl win over Ohio as interim head coach.

All-Time Head Coaching Records

COACH	TENURE	W	L	T	PCT
George Ford	1903-1904	4	4	4	.500
Alfred McCary	1905	6	2	0	.750
Pearl Rardin	1906	4	0	0	1.00
W.G. Vinal	1908	0	6	0	.000
Boyd Chambers	1909-1916	31	25	4	.554
Carl Shipley	1917	1	7	1	.167
Archer Reilly	1919	8	0	0	1.000
Herbert Cramer	1920	0	8	0	.000
Kemper Shelton	1921-1922	11	6	1	.639
Harrison Briggs	1923	1	7	0	.125
Russell Meredith	1924	4	3	1	.563
Charles Tallman	1925-1928	22	9	7	.671
John Maulbetsch	1929-1930	8	8	2	.500
Tom Dandelet	1931-1934	18	16	2	.528
Cam Henderson	1935-1949	68	46	5	.592
Pete Pederson	1950-1952	9	19	3	.339
Herb Royer	1953-1958	21	31	2	.407
Charlie Snyder	1959-1967	28	58	3	.331
Perry Moss	1968	0	9	1	.050
Rick Tolley	1969-1970	6	13	0	.316
Jack Lengyel	1971-1974	9	33	0	.214
Frank Ellwood	1975-1978	10	34	0	.227
Sonny Randle	1979-1983	12	42	1	.227
Stan Parrish	1984-1985	13	8	1	.614
George Champ	1986-1989	33	16	1	.670
Jim Donnan	1990-1995	64	21	0	.753
Bob Pruett	1996-2004	94	23	0	.803
Mark Snyder	2005-2009	22	37	0	.372
Doc Holliday	2010-	53	37	0	.589

ALL-TIME ATHLETICS STAFF

Directors of Athletics

2009-.....	Mike Hamrick (Marshall, 1980)
2009.....	David Steele* (Rice, 1982)
2002-2009.....	Bob "Kayo" Marcum (Marshall, 1959)
1996-2002.....	Lance A. West (Idaho, 1985)
1988-96.....	William Lee Moon (Virginia Military Institute, 1970)
1987-88.....	Judith "Judy" Southard* (Coker College, 1970)
1985-87.....	David T. Braine (North Carolina, 1965)
1979-84.....	Dr. Lynn J. Snyder (Illinois, 1964)
1971-79.....	Joseph H. McMullen (Brown, 1945)
1970-71, 79, 84-85.....	Edward M. Starling* (West Virginia State, 1951)
1969-70.....	Charles E. "Charlie" Kautz (Marshall, 1949)
1967-69.....	Edgar O. "Eddie" Barrett (West Virginia, 1952)
1959-67.....	Neal B. "Whitey" Wilson (West Virginia, 1933)
1951-59.....	Robert A. Morris, Jr. (Washington & Lee, 1933)
1948-51.....	Luther F. Poling (Marshall, 1927)
1935-48.....	Camden Eli "Cam" Henderson (Glenville, 1911)
1926-35.....	Roy "Legs" Hawley (West Virginia, 1926)
1923-26.....	J. E. R. Barnes# (Iowa State, 1919)
1921-23.....	Kemper Shelton (West Virginia, 1909)
1920-21.....	Herbert Cramer
1919-20.....	Archer Reilley
1917-19.....	Carl Shipley
1909-17.....	Boyd Chambers (Marshall College, 1901)

#-First full time Director of Athletics, *-Interim Directors of Athletics

Head Football Coaches

2010-.....	Doc Holliday (West Virginia, 1979)
2005-2009.....	Mark Snyder (Marshall, 1988)
1996-2005.....	Robert "Bobby" Pruett (Marshall, 1965)
1990-95.....	Jim Donnan (North Carolina State, 1967)
1986-89.....	George Chaump (Bloomsburg, 1958)
1984-85.....	Stan Parrish (Heidelberg College, 1968)
1979-83.....	Ulmo Shannon "Sonny" Randle (Virginia, 1959)
1975-78.....	Frank Ellwood (Ohio State, 1957)
1971-74.....	Jack Lengyel (Akron, 1957)
1969-70.....	Rick Tolley (Virginia Tech, 1961)
1968.....	Perry Moss (Illinois, 1948)
1959-67.....	Charles "Charlie" Snyder (Marshall, 1948)
1953-58.....	Herb Royer (Marshall, 1938)
1950-52.....	Willard A. "Pete" Pederson (Western State-Colorado, 1937)
1935-49.....	Camden Eli "Cam" Henderson (Glenville, 1911)
1931-34.....	Tom Dandelet (Marshall, 1929)
1929-30.....	John Maulbetsch (Michigan, 1917)
1925-28.....	Charles "Trusty" Tallman (West Virginia, 1924)
1924.....	Russell Meredith (West Virginia, 1923)
1923.....	H. H. "Harrison" Briggs (Springfield College, 1913)
1921-22.....	Kemper Shelton (West Virginia, 1909)
1920.....	Herbert Cramer
1919.....	Archer Reilley
1917.....	Carl Shipley
1909-16.....	Boyd "Fox" Chambers (Marshall, 1901)
1908.....	W.G. Vinal (Harvard)
1906.....	Pearl Rardin
1905.....	Alfred McCary
1903-04.....	George Ford (West Virginia, 1899)

Sports Information Directors

2011-.....	Jason Corriher (NC State, 2000)
2003-2010.....	Randy Burnside (Marshall, 1999)
1999-2003.....	Ricky Hazel (Alabama, 1988)
1996-1999.....	Clark Haptonstall (Marshall, 1991)
1988-1996.....	Gary Richter (St. Thomas, 1986)
1980-1988.....	Max Yates (Ohio, 1973)

1977-1980.....	John Evenson (Tennessee, 1972)
1976-1977.....	Rick McCann* (Marshall, 1980)
1973-1976.....	Sam Stanley (Marshall, 1965)
1972-1973.....	Chuck Rist* (Marshall, 1975)
1971-1972.....	Jack Yager (Ohio, 1970)
1970-1971.....	Joe Wortham* (Marshall, 1971)
1968-1970.....	Gene Morehouse
1966-1968.....	Bob Campbell (Marshall, 1967)
1965-1966.....	Charles W. Dinkins
1959-1965.....	Ray Cumberledge% (Marshall, 1960)
1956-1959.....	Lou Sahadi (Marshall, 1953)
1955-1956.....	Joe Maynor* (Marshall, 1956)
1953-1955.....	Bob Friendly* (Marshall, 1955)
1951-1953.....	Stan Spaulding* (Marshall, 1952)
1948-1951.....	Luther F. Poling# (Marshall, 1928)
1947-1948.....	John Wellman* (Marshall, 1947)
1930-1938.....	Wells Gaynor (Editor of Athletic Programs)

* Interim Sports Information Director/Marshall Student

% Also served as Ticket Manager, # Also Director of Athletics

Head Athletic Trainers

2017-.....	Chris Lapole (Marshall, 1998)
2017.....	Jared Muth* (LSU, 2012)
2014-16.....	Tim Pike* (Kentucky, 2001)
2013.....	Dan Jacobi* (UCF, 2008)
2010-12.....	Toby Harkins (Erskine, 1996)
2007-2009.....	Tom Belmaggio (West Virginia, 1998)
2004-2007.....	Joshua Signs* (Tusculum, 1999)
1999-2007.....	Jeff Carrico (Eastern Kentucky, 1993)
2001-2004.....	Mitch Bellamy* (East Tennessee State, 1997)
1999-2000.....	Todd McCall* (Alabama, 1996)
1994-99.....	John Messinger (Marshall, 1988)
1992-94.....	Jaime Perez (Southwestern Louisiana, 1986)
1987-92.....	Kevin Lavery (SUNY-Cortland, 1976)
1981-87.....	Dr. Dan Martin (Bethany College, 1973)
1971-81.....	Vic Winburn (Appalachian State, 1968)
1970-71.....	Mark Smaha (Iowa State, 1970)
1969-70.....	Jim Schroer (Cincinnati, 1964)
1953-69.....	Ed Prelaz (Marshall, 1953)

*-Head Football Trainer

Athletic Equipment Managers

2016-.....	Brian Gallagher (TCU, 2014)
2002-15.....	Rich Worner (West Virginia State, 1996)
1999-2002.....	Brian Coutras (Middle Tennessee State, 1996)
1995-99.....	Matt Lewis (Marshall, 1996)
1988-95.....	Joel "Woody" Woodrum (Marshall, 1980)
1984-88.....	Fred McConnell (U. S. Air Force)
1983-84.....	George "Butch" Nisbet (Marshall, 1984)
1975-83.....	Bruce Marcum (U. S. Air Force)
1971-75.....	Robert "Bob" Chinn (U. S. Army-Master Sergeant)
1963-71.....	John Hagan (U.S. Navy)
1962-63.....	Paul Ketter (Marshall, 1965)
1960-62.....	William "Sonny" Allen (Marshall, 1960)
1955-59.....	John Ridenour

AWARD WINNERS

All-American Football Foundation Frank Leahy National Coach of the Year

Bob Pruett 1996

All-American Football Foundation Johnny Vaught Lifetime Achievement Award

Bob Pruett 1999

Beef 'O' Brady's Bowl MVP

Aaron Dobson 2011

Blue-Gray Game

Bob Pruett, Head Coach 2003
 Larry Kueck, Coach 2003
 Nate McPeck 2003
 Luke Salmoms 2003
 Franklin "Butchie" Wallace 2003 (MVP)
 Jackie Hunt 1941

CBSsports.com All-American Second Team

Vinny Curry 2011

CollegeSportsMadness.com All-American Third Team

Gator Hoskins 2013

Senior Bowl

John Wade 1998
 Chad Pennington 2000 (MVP)
 Steve Sciuolo 2003
 Lee Smith 2011
 Vinny Curry 2012
 Aaron Dobson 2013
 Gator Hoskins 2014
 Chris Jasperse 2015

East-West Shrine Game

C.J. Spillman 2009
 Darius Passmore 2009
 Bernard Morris 2008
 Josh Davis 2004
 Darius Watts 2003
 Max Yates 2001
 Rogers Beckett 1999
 Cecil Fletcher 1987
 Jackie Hunt 1940 & 1941

Florida vs. USA Game

James Williams 1999

Grid Grad All-Star Game

Issac Pitsenberger 1922
 Homer Hatfield 1922

Gridiron Classic

Nate Griffin 2004
 Kevin Atkins 2004
 Johnathan Goddard 2004
 Jason Rader 2003

Hula Bowl

Doug Chapman 2000
 Paul Toviessi 2001
 Johnathan Goddard 2004
 Bernard Morris 2008
 Marcus Fitzgerald 2008
 Doug Legursky 2008

Las Vegas Classic

Stan Hill 2004

North-South All-Star Game

Ramey Hunter 1932 (MVP)

NFL - College All-Star Game vs. Chicago Bears

Jackie Hunt 1942

NFL - College All-Star Game vs. Philadelphia Eagles

Bill Smith 1938
 Herb Royer 1938
 Jackie Hunt 1942

AFCA Coaches' Choice National Player of the Year

Mike Barber 1988

Anson Mount Scholar-Athlete Award

Chad Pennington 1999

Sammy Baugh Award (Top Passer)

Chad Pennington 1999

Boca Raton Bowl Offensive MVP

Rakeem Cato 2014

Boca Raton Bowl Defensive MVP

Jermaine Holmes 2014

Bronko Nagurski Trophy Finalist

Johnathan Goddard 2004

Buckeye Conference

First Team

Ben Tobin 1933
 John Zontini 1933, 1934
 Walter Williams 1933
 Elba Carney 1935
 Bill Smith 1937
 Wayne Underwood 1937
 Nelson Bragg 1937, 1938
 Charles Watson 1937
 Everette "Boot" Elkins 1937, 1938
 Dick Hunter 1937
 Herb Royer 1937
 Bob Rogers 1937

Second Team

Hunter Kincaid 1933
 Elda Carney 1933, 1934
 Wayne Underwood 1936
 Dick Hunter 1936
 Bob Adkins 1937
 Frank Huffman 1938
 J.B. Russell 1938
 Jackie Morelock 1938

Third Team/Honorable Mention

Lawrence Gill 1933
 Walter Williams 1933
 Ben Tobin 1933, 1934
 Eddie King 1933, 1934
 Marvin Wooley 1933
 Albert Ferrari 1933
 John Stephens 1937
 Frank Huffman 1937
 Zack Kusch 1937
 Nelson Bragg 1937
 Bob Adkins 1938
 Ray Truitt 1938
 Jim Roberts 1939, 1940

Buck Harless Student-Athlete Award

Jeff Shade 1986-87
 Ken Green 1987-88
 Mike McCoy 1988-89
 Nick McKnight 1989-90
 Derek Grier 1990-91
 Mike Bartrum 1991-92
 Todd Donnan 1994-95
 Chad Pennington 1998-99
 Chad Pennington 1999-00

Col. Earl (Red) Blaik Leadership Award

Billy Lyon 1996

Biletnikoff Award

Randy Moss 1997

Chevrolet National Coach of the Year

Jim Donnan 1992, 1995
 Bob Pruett 1996

College Gridiron Showcase

James Rouse 2015

J.D. Coffman Award (Scout Team Player of the Year)

Shawn Goodwyn 1991
 Jermaine Swafford 1992
 Larry McCloud 1993
 Damone Williams 1994
 John Grace 1995
 Doug Hodges 1996
 Jason Redman 1997
 Andrew Cowen 1998
 Eddie Smolder 1998
 Ben Poe 1999
 Judd Tabor 1999
 Brad Bates 2000
 Jesse Wisniewski 2000
 Jeff Mullins 2001
 Curtis Keyes 2002
 Nathan Kiskis 2002
 Steven Bobrowski 2002
 Will Albin 2003
 Nathan Kiskis 2003
 Jimmy Skinner 2004

College Football Hall of Fame

Harry "Cy" Young 1958
 Frank Loria (Asst. Coach) 1998
 Jackie Hunt 2004
 Mike Barber 2005
 Jim Donnan (Coach) 2009
 Troy Brown 2010
 Michael Payton 2015

Conference USA Championship Game MVP

Justin Haig 2014

MVP

Rakeem Cato 2012

First Team

Ahmad Bradshaw 2006
 Curtis Keyes 2006
 Doug Legursky 2006
 Albert McClellan 2006, 2008
 Cody Slate 2006 (Media)
 Doug Legursky 2007
 Doug Legursky 2007 (Media)
 Cody Slate 2007 (Media), 2009
 Mario Harvey 2009, 2010
 Craig Ratanamorn 2009
 Sean McClellan 2009
 Vinny Curry 2010, 2011
 Omar Brown 2011
 Rakeem Cato 2012, 2014
 Tommy Shuler 2012, 2013, 2014
 Gator Hoskins 2013
 Chris Jasperse 2013, 2014
 James Rouse 2013, 2014
 Matt Cincotta 2014
 Neville Hewitt 2014
 Devon Johnson 2014
 Darryl Roberts 2014
 Clint Van Horn 2014
 Tyler Williams 2014
 Sebastian Johansson 2015
 Evan McKelvey 2015
 Deandre Reaves 2015

Second Team

Ahmad Bradshaw 2005
 Chris Hawkins 2005
 Doug Legursky 2005
 Matt Couch 2006 (Media)
 C.J. Spillman 2007
 Cody Slate 2007
 C.J. Spillman 2007 (Media), 2008
 Darius Marshall 2008, 2009
 Brian Leggett 2008
 Darius Passmore 2008
 Maurice Kitchens 2008
 Daniel Baldrige 2009
 Albert McClellan 2009
 Chad Schofield 2010
 Lee Smith 2010
 Gator Hoskins 2012
 Aaron Dobson 2012
 Dominick LeGrande 2012
 Rakeem Cato 2013
 Garrett Scott 2013
 Clint Van Horn 2013
 Jermaine Holmes 2013, 2014
 Devon Smith 2013
 Arnold Blackmon 2014
 Michael Selby 2015
 Jarquez Samuel 2015
 Tyler Williams 2015
 Deandre Reaves 2015
 Matt Cincotta 2015

Third Team

Emmanuel Spann 2006

Honorable Mention

Matt Couch 2006 (Coaches)
 Josh Johnson 2006 (Coaches)
 Cody Slate 2006 (Coaches), 2008
 Chad Schofield 2009
 Lee Smith 2009
 Vinny Curry 2009
 Michael Janac 2009
 Essray Taliaferro 2013
 Alex Bazzie 2013
 Ra'Shawde Myers 2013, 2014
 Evan McKelvey 2013
 Darryl Roberts 2013
 Monterius Lovett 2013
 Corey Tindal 2013, 2014
 Eric Frohnapfel 2014
 D.J. Hunter 2014
 Tommy Shuler 2014
 Ryan Yurachek 2015
 Davonte Allen 2015
 Gary Thompson 2015
 D.J. Hunter 2015
 Taj Letman 2015
 Corey Tindal 2015
 Tiquan Lang 2015
 Rodney Allen 2016
 Ryan Bee 2016
 Gary Thompson 2016

Ryan Yurachek 2016

All-Freshman

Marty Biagi 2005
Albert McClellan 2005
Zearrick Matthews 2006 (Coaches)
Cody Slate 2006
Darius Marshall 2007
Josh Evans 2007
Darius Marshall 2007 (Media)
Josh Evans 2007 (Media)
DeQuan Bemby 2008
C.J. Wood 2008
Ryan Tillman 2008
Antavious Wilson 2009
Marques Aiken 2010
Chris Jasperse 2011
Travon Van 2011
Kevin Grooms 2012
Cameron Dees 2012
D.J. Hunter 2012
Tyler Williams 2012
Michael Selby 2013
Gary Thompson 2013
Stefan Houston 2013
A.J. Leggett 2013
Corey Tindal 2013
Angelo Jean-Louis 2014
Antavia Rowe 2014
Ryan Yurachek 2014
Ryan Bee 2015
Matt Beardall 2016
Levi Brown 2016
Chris Jackson 2016
Ty Tyler 2016

Coach of the Year

Doc Holliday 2014

Offensive Player of the Year

Rakeem Cato 2013, 2014

Defensive Player of the Year

Albert McClellan (Media) 2006
Viny Curry 2011
Neville Hewitt 2014

Freshman of the Year

Kevin Grooms 2012
Corey Tindal (co) 2013

All-Academic

Lee Smith 2010
Eric Frohnapfel 2014
Trevor Mendelson 2014
Ryan Yurachek 2016

CoSIDA/ESPN the Magazine Academic All-District First Team

Chad Pennington 1998, 1999
Jimmy Parker 2000
Jeff Mullins 2004, 2005

Second Team

Tim Lewis 1985, 1986
Jimmy Parker 1999
Chris Massey 1999
Scott Pettit 2000

GMAC Bowl MVP

Byron Leftwich 2001, 2002

GMAC Bowl Offensive MVP

Denero Marriott 2002

GMAC Bowl Defensive MVP

Yancey Satterwhite 2002

Little Caesars Bowl Offensive MVP

Martin Ward 2009

Hardman Award (WV Amateur Athlete of the Year)

John "Fuzzy" Filiez 1976
Carl Fodor 1985
Tony Petersen 1987
Michael Payton 1991, 1992
Chris Parker 1995
Randy Moss 1996
Chad Pennington 1999
Byron Leftwich 2001, 2002
Rakeem Cato 2013, 2014

Heisman Trophy Finalists

Randy Moss (4th place) 1997
Chad Pennington (5th place) 1999
Byron Leftwich (6th Place) 2002

Jacobs Blocking Trophy Southern Conference Lineman of the Year

Phil Ratliff 1992
Chris Deaton 1993
William Pannell 1995

Aaron Ferguson 1996

Sports Performance Award Trophy

Cody Slate (TE) 2009
Viny Curry (DE) 2011

Lowell Cade Sportsman of the Year

Chad Pennington 1999

MAC Championship MVP

Randy Moss 1997
Chad Pennington 1998, 1999
Byron Leftwich 2000, 2002

All-Mid-American Conference First Team

Rogers Beckett 1998, 1999
Jimmy Cabellos 2000
Doug Chapman 1998, 1999
B.J. Cohen 1997
LaVorn Colclough 1997, 1998
Larry Coyer 1964
Chris Crocker 2001
Jim Cure 1962, 1963, 1964
Cagle Curtis 1957
Josh Davis 2001
Danny Derricott 1998, 1999, 2000
Millard Fleming 1961
Johnathan Goddard 2004
Tom Good 1964, 1966
John Grace 1999
Mike Guillems 1998, 1999
Ricky Hall 1998
Curtis Head 2002
Len Hellyer 1955
Mike Hicks 1963
Maurice Hines 2000
Gregg Kellett 2001
Byron Leftwich 2001, 2002
Albie Maier 1954
Jack Mahone 1964
Jamus Martin 2003
Larry McCloud 1997
Bob McCollins 1955
Nate McPeek 2001, 2003
Giradie Mercer 1998, 1999
Randy Moss 1997
Jimmy Parker 2000
Chad Pennington 1997, 1998, 1999
Nate Poole 1999, 2000
Andy Socha 1966
Steve Sciuolo 2001, 2002
Jason Starkey 1999
Ralph Street 2001
Paul Tovissimi 1999, 2000
John Wade 1997
Bob Wagner 1957
Darius Watts 2001, 2002, 2003
Rucker Wickline 1961
James Williams 1999
Bill Winter 1964
Max Yates 2000, 2001

Second Team/Honorable Mention

Dick Allen 1957
David Arritt 1965
Rogers Beckett 1997
Bill Bobbitt 1964
Toriano Brown 2002, 2003
Jimmy Cabellos 1999
Doug Chapman 1997
Earl Charles 2003
Chris Crocker 2002
Josh Davis 2002, 2004
John DeMarco 1966
Victor Ferrari 1965, 1966
Todd Fugate 1957
Sam Goines 2001
Tom Good 1963
John Grace 1998
Bob Hamlin, Sr. 1962
Curtis Head 1999, 2001
Ray Henderson 1965
George Hummel 1966
Mickey Jackson 1965, 1966
Larry Jarrett 1958
Curtis Keyes 2004
Wilson Lathan 1959
Fred Limscomb 1958
Jack Mahone 1963
Jamus Martin 2002, 2004
Gary Marvin 1965
Deren Marriott 2001
Howie Lee Miller 1965
Larry Moore 1997
Jim O'Conner 1957
Andre O'Neal 1999
Dennis Parker 1966
Jimmy Parker 1999
Steve Perretta 2001, 2002
Jim Perry 1964
Clyde Pierce 1962
Bobby Pruett 1964

Ron Puggi 1998, 1999
Jason Rader 2003
Brian Reed 1997
George Riggs 1966, 1967
Richie Robb 1966
Jamie Rodgers 1998
Jim Simpson 1957
Ken Simpson 1965
Sonny Sirianni 1958
Duran Smith 2002
Jason Starkey 1998
George Templin 1956
Charles Tynes 2003
Franklin Wallace 2001
Orlando Washington 2001, 2002
Rucker Wickline 1959
Irvin Wilson 1956
Bill Winter 1963
Tom Wilkinson 1966
Max Yates 1999

All-MAC Academic Team

T.C. Beaver 2000
Rogers Beckett 1999
Joe Deifel 2001
Cory Dennison 2000, 2001
Andrew English 2001
Vic Ferrari 1966
Stephen Galbraith 2000
John Grace 1999
Paul Hardy 2000
Scott Harper 2000
Curtis Head 2000, 2001
J.R. Jenkins 1999, 2000
John Kinney 1968, 1969
Dewayne Lewis 1999
Josh Lohri 2000
Chris Massey 1999, 2000, 2001
Nate McPeek 2001
Jeff Mullins 2004
Ian O'Connor 2004
Andre O'Neal 1999
Jimmy Parker 1999, 2000
Chad Pennington 1997, 1998, 1999
Scott Pettit 1999, 2000
Chuck Spearman 2000
Jimmy Tyson 2001
Franklin Wallace 2000

MAC Offensive Player of The Year

Randy Moss 1997
Chad Pennington 1999
Byron Leftwich 2001, 2002

MAC Defensive Player of The Year

Max Yates 2001
Johnathan Goddard 2004

Manning Award Finalist

Rakeem Cato 2014

Medal of Honor Bowl

Chris Jasperse 2015

Military Bowl MVP

Rakeem Cato 2013

Motor City Bowl Most Valuable Player

Chad Pennington 1998
Doug Chapman 1999
Byron Leftwich 2000

Motor City Bowl Defensive MVP

B.J. Cohen 1997
John Grace 1998
Giradie Mercer 1999
Michael Owens 2000

National Coach of the Year by "Coach of the Year Clinics"

Bob Pruett 1997

NCAA Top VIII Award

Chad Pennington 1999

National Football Foundation and College Hall of Fame - Vincent dePaul Draddy Award (Scholar-Athlete of the Year)

Chad Pennington 1999

NFLPA Collegiate Bowl

Rakeem Cato 2015

Ohio Valley Conference First Team

Albie Maier 1950
Jim Swierczek 1951, 1952

All-Ohio Valley Conference Second Team

Jim Vaglienti 1951
Ed Prelaz 1951
Larry Hall 1951

AWARD WINNERS

Paul Warfield Award

Randy Moss 1997

Vern Smith Award (MAC MVP)

Randy Moss 1997
 Chad Pennington 1999
 Byron Leftwich 2001, 2002

Southern Conference Athlete of the Year

Tony Petersen 1987-88
 Michael Payton 1991-92, 1992-93
 Todd Donnan 1994-95

Offensive Player of the Year

Tony Petersen 1987
 Michael Payton 1991, 1992
 Chris Parker 1993, 1995
 Todd Donnan 1994

Defensive Player of the Year

William King 1993

Media Freshman of the Year

Ron Lear 1979
 Barry Childers 1980
 Ron Darby 1986
 Dewey Klein 1988
 Alandus Sims 1992
 Chad Pennington 1995

Coaches Freshman of the Year

Roger Johnson 1991
 Chad Pennington 1995

First Team Unless Noted

Greg Adkins 1989 (2nd)
 Glen Bates 1983
 Mike Barber 1986-87-88
 Mike Bartrum 1991 (2nd), 1992
 Jim Bernardoni 1991 (2nd)
 Troy Brown 1992
 Will Brown 1993 (2nd)
 Ricky Carter 1993
 Barry Childers 1980
 Ricardo Clark 1990-91 (2nd)
 B.J. Cohen 1994-95-96
 Travis Colquitt 1993 (2nd), 1994
 Melvin Cunningham 1995-96
 J.D. Cyrus 1994 (2nd)
 Ron Darby 1987-88, 1989 (2nd)
 Chris Deaton 1990-91 (2nd), 1992-93
 Sean Doctor 1987-88
 Todd Donnan 1993-94
 Brian Dowler 1991
 John Duncan 1995 (2nd)
 Aaron Ferguson 1993 (2nd), 1994-95-96
 Rory Fitzpatrick 1989 (2nd)
 Cecil Fletcher 1986 (2nd)
 Larry Fourquean 1983
 Rodney Garrett 1993
 Reggie Giles 1986, 88 (2nd)
 Jayson Grayson 1995 (2nd)
 John Gregory 1988, 1989 (2nd)
 Derek Grier 1990-91
 John Halford 1988
 Stanley Hall 1988 (2nd)
 Bruce Hammond 1988 (2nd)
 Chris Hanson 1996
 Eric Ihnat 1989-90
 Roger Johnson 1992 (2nd), 1993-94
 Shannon King 1992, 1993 (2nd)
 William King 1992 (2nd), 1993
 Dewey Klein 1988, 90 (2nd) 1989, 91
 Eric Kresser 1996
 Carl Lee 1981-82
 Byron Litton 1991 (2nd), 1992
 Billy Lyon 1994-95-96
 Don Mahoney 1990 (2nd)
 Sam Manos 1986
 Tim Martin 1994 (2nd), 1995-96
 Larry McCloud 1995-96
 Johnny McKee 1992
 Nick McKnight 1988 (2nd)
 Bill Mendoza 1988 (2nd)
 David Merrick 1993 (2nd)
 Shannon Morrison 1994
 Randy Moss 1996
 Andre Motley 1989-90
 Tim Openlander 1994 (2nd), 1995-96
 William Pannell 1994-95
 Chris Parker 1993-94-95
 Vince Parker 1994 (2nd)
 Michael Payton 1991-92
 Tony Petersen 1986 (2nd), 1987
 Phil Ratliff 1991-92
 Brian Reed 1996 (2nd)
 Keenan Rhodes 1990 (2nd), 1992
 Madison Sayre 1991
 Scott Smythe 1996

Mark Snyder 1987
 John Spellacy 1986 (2nd)
 Donahue Stephenson 1990 (2nd), 1991
 Brian Stump 1994
 Jermaine Swafford 1995-96
 Eric Thomas 1996 (2nd)
 Trevor Thomas 1993
 Pat Velarde 1983
 John Wade 1996
 Mike Webb 1996 (2nd)
 Danny White 1994 (2nd)
 Jermaine Wiggins 1995
 Jamie Wilson 1994 (2nd), 1996
 Von Woodson 1989 (2nd)

St. Petersburg Bowl MVP

Deandre Reaves 2015

Walter Camp Football Foundation All-American Second Team

Vinny Curry 2011

Walter Payton Award I-AA Player of the Year

Michael Payton 1992

West Virginia All-State

John Farmer 1912
 Fred "Shorty" Ollom 1912, 1913
 Howard Brockman 1912
 John Archer 1913

West Virginia Coach of the Year

Charles Snyder 1963
 Stan Parrish 1984
 George Champ 1987
 Jim Donnan 1991, 1992
 Bob Pruett 1996, 1997, 1998, 1999

West Virginia Conference

First Team

Tom Stark 1928, 1929, 1930
 "Didge" Hensley 1928
 Marvin Laird 1928
 Ramey Hunter 1930, 1931
 John Zontini 1931
 Jack Morlock 1939
 Jim Roberts 1939, 1940
 Bob Adkins 1939
 Jackie Hunt 1940
 Andy D'Antoni 1940

Second Team

George Kozak 1928, 1929
 Bernard Rogers 1928
 Frank Porter 1928, 1929
 Richard Hahn 1928
 "Didge" Hensley 1929
 Marvin Wooley 1930
 Ramey McCoy 1931
 Jake Mahoney 1939
 Ed Ulinski 1940

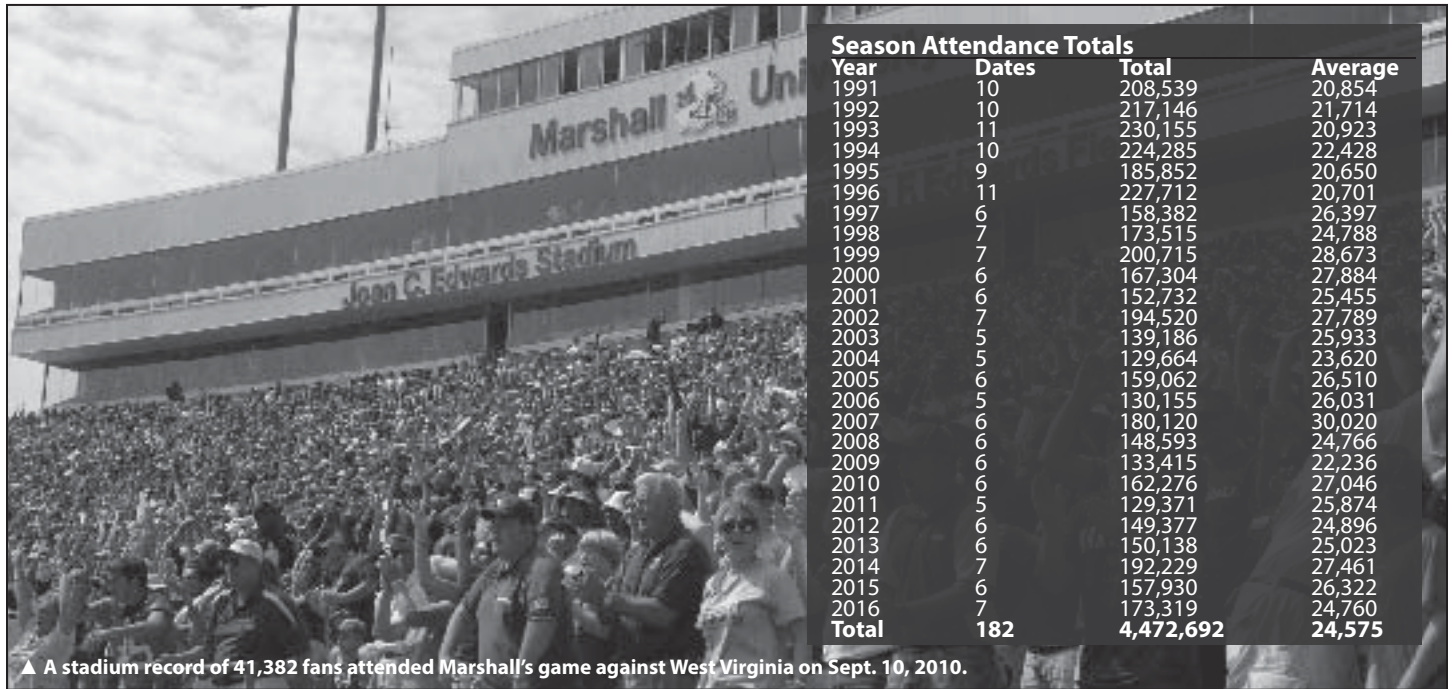
Third Team/Honorable Mention

C. Pete Wilson 1930
 Raymond McCoy 1930
 Y. Jefferson Rife 1931
 Curtis Ben Hamilton 1930, 1931
 Sammy McEwen 1930, 1931
 Clinton McNeer 1931
 Benny Tobin 1931
 Benny Fletcher 1931
 Marvin Wooley 1931
 Ralph Humphries 1931
 Bernard Rogers 1931
 Stubby Howell 1931
 Joe Binns 1931
 Pete Woodrum 1931
 John Jarrell 1931
 Clyde Underwood 1939
 Jackie Hunt 1939
 John Boyd 1939
 Harley Kuhl 1940
 Jack Peters 1940

Williams on Rating System of Houston, Texas

Jim Cure 1962
 Bob Hamlin 1962

STADIUM ATTENDANCE



Season Attendance Totals

Year	Dates	Total	Average
1991	10	208,539	20,854
1992	10	217,146	21,714
1993	11	230,155	20,923
1994	10	224,285	22,428
1995	9	185,852	20,650
1996	11	227,712	20,701
1997	6	158,382	26,397
1998	7	173,515	24,788
1999	7	200,715	28,673
2000	6	167,304	27,884
2001	6	152,732	25,455
2002	7	194,520	27,789
2003	5	139,186	25,933
2004	5	129,664	23,620
2005	6	159,062	26,510
2006	5	130,155	26,031
2007	6	180,120	30,020
2008	6	148,593	24,766
2009	6	133,415	22,236
2010	6	162,276	27,046
2011	5	129,371	25,874
2012	6	149,377	24,896
2013	6	150,138	25,023
2014	7	192,229	27,461
2015	6	157,930	26,322
2016	7	173,319	24,760
Total	182	4,472,692	24,575

▲ A stadium record of 41,382 fans attended Marshall's game against West Virginia on Sept. 10, 2010.

1991 (10-0)

33,116	Sept. 7, 1991	Marshall 24, New Hampshire 23
24,127	Sept. 14, 1991	Marshall 70, Morehead State 11
22,223	Sept. 28, 1991	Marshall 46, Brown 0
20,466	Nov. 2, 1991	Marshall 27, Western Car. 24 (2OT/HC)
18,003	Nov. 9, 1991	Marshall 37, The Citadel 31
17,535	Nov. 16, 1991	Marshall 61, VMI 0
18,256	Nov. 23, 1991	Marshall 63, East Tennessee State 9
16,840	Nov. 30, 1991	Marshall 20, Western Illinois 17 (OT)*
16,889	Dec. 7, 1991	Marshall 41, Northern Iowa 13*
21,084	Dec. 14, 1991	Marshall 14, Eastern Kentucky 7*

1992 (9-1)

27,062	Sept. 5, 1992	Marshall 49, Morehead State 7
25,556	Sept. 12, 1992	Marshall 63, Eastern Illinois 28
28,272	Oct. 10, 1992	Marshall 48, Furman 6
21,135	Oct. 24, 1992	Marshall 52, Tenn.-Chattanooga 23
21,497	Nov. 7, 1992	Appalachian St. 37, Marshall 34 (HC)
15,388	Nov. 14, 1992	Marshall 52, Tennessee Tech 14
16,598	Nov. 28, 1992	Marshall 44, Eastern Kentucky 0*
14,011	Dec. 5, 1992	Marshall 35, Middle Tennessee 21*
16,323	Dec. 12, 1992	Marshall 28, Delaware 7*
31,304	Dec. 19, 1992	Marshall 31, Youngstown State 28\$

1993 (10-1)

27,117	Sept. 4, 1993	Marshall 56, Morehead State 0
21,208	Sept. 11, 1993	Marshall 29, Murray State 3
29,464	Sept. 18, 1993	Marshall 13, Georgia Southern 3
19,187	Oct. 9, 1993	Marshall 51, VMI 0
25,175	Oct. 23, 1993	Marshall 35, Appalachian State 3 (HC)
19,018	Nov. 6, 1993	Marshall 33, East Tennessee State 9
18,055	Nov. 20, 1993	Marshall 20, Western Carolina 16
13,554	Nov. 27, 1993	Marshall 28, Howard 14*
13,687	Dec. 4, 1993	Marshall 34, Delaware 31*
14,472	Dec. 11, 1993	Marshall 24, Troy State 21*
29,218	Dec. 18, 1993	Youngstown State 17, Marshall 5\$

1994 (9-0)

23,885	Sept. 3, 1994	Marshall 71, Morehead State 7
24,177	Sept. 10, 1994	Marshall 24, Tennessee Tech 10
20,037	Sept. 24, 1994	Marshall 48, West Virginia State 0
26,036	Oct. 1, 1994	Marshall 62, Tenn.-Chattanooga 21
24,968	Oct. 15, 1994	Marshall 38, Western Carolina 14
23,260	Oct. 29, 1994	Marshall 42, The Citadel 30 (HC)
20,405	Nov. 12, 1994	Marshall 35, Furman 14
17,349	Nov. 26, 1994	Marshall 49, Middle Tennessee 14*
16,494	Dec. 3, 1994	Marshall 28, James Madison 21 (OT)*
27,674	Dec. 17, 1994	Youngstown State 28, Boise State 14\$

1995 (7-2)

23,743	Sept. 9, 1995	Marshall 45, Tennessee Tech 14
19,983	Sept. 16, 1995	Marshall 37, Georgia Southern 7
19,702	Oct. 7, 1995	Marshall 56, VMI 21
26,982	Oct. 21, 1995	Appalachian State 10, Marshall 3
18,749	Nov. 4, 1995	Marshall 52, East Tennessee St. 0 (HC)
17,080	Nov. 18, 1995	Marshall 30, Hofstra 28
13,035	Nov. 25, 1995	Marshall 38, Jackson State 8*
14,472	Dec. 2, 1995	Marshall 41, Northern Iowa 14*
32,106	Dec. 16, 1995	Montana 22, Marshall 20\$

1996 (11-0)

26,054	Sept. 7, 1996	Marshall 55, Howard 27
21,851	Sept. 14, 1996	Marshall 42, West Virginia State 7
20,755	Sept. 28, 1996	Marshall 37, Western Kentucky 3
22,078	Oct. 5, 1996	Marshall 45, Tenn.-Chattanooga 0
19,330	Oct. 19, 1996	Marshall 56, Western Carolina 21
21,038	Nov. 2, 1996	Marshall 56, The Citadel 25 (HC)
22,615	Nov. 16, 1996	Marshall 42, Furman 17
15,429	Nov. 30, 1996	Marshall 59, Delaware 14*
14,096	Dec. 7, 1996	Marshall 54, Furman 0*
14,414	Dec. 14, 1996	Marshall 31, Northern Iowa 14*
30,052	Dec. 21, 1996	Marshall 49, Montana 29\$

1997 (6-0)

26,724	Sept. 20, 1997	Marshall 48, Western Illinois 7
26,642	Oct. 11, 1997	Marshall 52, Akron 17
21,474	Oct. 25, 1997	Marshall 48, Eastern Michigan 25
23,509	Nov. 8, 1997	Marshall 28, Bowling Green 0 (HC)
32,012	Nov. 15, 1997	Marshall 27, Ohio 0
28,021	Dec. 5, 1997	Marshall 34, Toledo 14%

% Mid-American Conference Championship Game

1998 (7-0)

25,652	Sept. 12, 1998	Marshall 42, Troy 12
33,204	Oct. 3, 1998	Marshall 31, Miami 17
23,481	Oct. 17, 1998	Marshall 42, Kent State 7
21,534	Oct. 24, 1998	Marshall 42, Ball State 10
23,082	Nov. 7, 1998	Marshall 28, Central Michigan 0 (HC)
18,477	Nov. 21, 1998	Marshall 29, Wofford 27
28,085	Dec. 4, 1998	Marshall 23, Toledo 17%

% Mid-American Conference Championship Game

1999 (7-0)

26,374	Sept. 11, 1999	Marshall 63, Liberty 3
29,741	Sept. 18, 1999	Marshall 35, Bowling Green 16
30,194	Sept. 25, 1999	Marshall 34, Temple 0
30,203	Oct. 14, 1999	Marshall 38, Toledo 13
30,081	Oct. 30, 1999	Marshall 41, Northern Illinois 9 (HC)
26,053	Nov. 26, 1999	Marshall 34, Ohio 3
28,069	Dec. 3, 1999	Marshall 34, Western Michigan 30%

% Mid-American Conference Championship Game

2000 (5-1)

30,225	Aug. 31, 2000	Marshall 63, SE Missouri State 7
29,089	Sept. 30, 2000	Marshall 47, Buffalo 14
27,109	Oct. 5, 2000	Western Michigan 30, Marshall 10
25,646	Oct. 21, 2000	Marshall 34, Kent State 12 (HC)
30,419	Nov. 11, 2000	Marshall 51, Miami 31
24,816	Dec. 2, 2000	Marshall 19, Western Michigan 14%

% Mid-American Conference Championship Game

2001 (6-0)

27,533	Sept. 8, 2001	Marshall 49, Massachusetts 20
32,034	Sept. 29, 2001	Marshall 37, Bowling Green 31
30,063	Oct. 20, 2001	Marshall 42, Central Michigan 21 (HC)
22,129	Oct. 27, 2001	Marshall 50, Akron 33
24,932	Nov. 17, 2001	Marshall 42, Ohio 18
16,041	Nov. 24, 2001	Marshall 38, Youngstown State 24

2002 (7-0)

31,042	Aug. 31, 2002	Marshall 50, Appalachian State 17
32,900	Sept. 20, 2002	Marshall 26, UCF 21
28,200	Oct. 12, 2002	Marshall 66, Buffalo 21
27,121	Oct. 19, 2002	Marshall 24, Troy 7 (HC)
26,851	Nov. 12, 2002	Marshall 36, Miami 34
23,824	Nov. 30, 2002	Marshall 38, Ball State 14
24,582	Dec. 7, 2002	Marshall 49, Toledo 45%

% Mid-American Conference Championship Game

2003 (4-1)

25,141	Aug. 30, 2003	Marshall 45, Hofstra 21
31,511	Sept. 12, 2003	Toledo 24, Marshall 17
33,537	Oct. 11, 2003	Marshall 49, Kent State 33 (HC)
29,884	Nov. 1, 2003	Marshall 42, Akron 24
19,113	Nov. 28, 2003	Marshall 28, Ohio 0

2004 (4-1)

29,382	Sept. 4, 2004	Troy 17, Marshall 15
27,229	Sept. 29, 2004	Marshall 33, Miami 25
30,128	Oct. 23, 2004	Marshall 48, Buffalo 14 (HC)
23,122	Oct. 30, 2004	Marshall 20, UCF 3
19,803	Nov. 20, 2004	Marshall 31, Western Michigan 21

2005 (3-3)

25,102	Sept. 1, 2005	Marshall 36, William & Mary 24
36,914	Sept. 10, 2005	Kansas State 21, Marshall 19
25,218	Oct. 1, 2005	Marshall 16, SMU 13 (OT)
27,182	Oct. 15, 2005	Marshall 20, UAB 19 (HC)
22,238	Nov. 8, 2005	Southern Miss 27, Marshall 24 (OT)
22,408	Nov. 19, 2005	East Carolina 34, Marshall 29

2006 (4-1)

26,861	Sept. 9, 2006	Marshall 54, Hofstra 31
27,572	Oct. 4, 2006	UCF 23, Marshall 22
29,204	Oct. 28, 2006	Marshall 41, Memphis 27
25,128	Nov. 4, 2006	Marshall 42, Tulane 21
20,783	Nov. 18, 2006	Marshall 49, UTEP 21

2007 (3-3)

40,383	Sept. 8, 2007	West Virginia 48, Marshall 23
27,255	Sept. 15, 2007	New Hampshire 48, Marshall 35
27,234	Oct. 21, 2007	Southern Miss 33, Marshall 24
31,768	Oct. 27, 2007	Marshall 34, Rice 21
26,718	Nov. 10, 2007	Marshall 26, East Carolina 7
26,762	Nov. 24, 2007	Marshall 46, UAB 39

2008 (3-3)

25,661	Aug. 30, 2008	Marshall 30, Illinois State 10
27,349	Sept. 13, 2008	Marshall 17, Memphis 16
29,237	Oct. 3, 2008	Cincinnati 33, Marshall 10
20,716	Oct. 28, 2008	Marshall 37, Houston 23
24,059	Nov. 15, 2008	UCF 30, Marshall 14
21,571	Nov. 29, 2008	Tulsa 38, Marshall 35

STADIUM ATTENDANCE

2009 (4-2)

24,012	Sept. 5, 2009	Marshall 31, Southern Illinois 28
23,029	Sept. 19, 2009	Marshall 17, Bowling Green 10
26,814	Oct. 3, 2009	East Carolina 21, Marshall 17
18,878	Oct. 24, 2009	Marshall 27, UAB 7
21,036	Nov. 14, 2009	Southern Miss 27, Marshall 20
19,646	Nov. 21, 2009	Marshall 34, SMU 31

2010 (4-2)

41,382	Sept. 10, 2010	West Virginia 24, Marshall 21
28,143	Sept. 25, 2010	Marshall 24, Ohio 23
23,601	Oct. 13, 2010	UCF 35, Marshall 14
24,740	Oct. 30, 2010	Marshall 16, UTEP 12
25,108	Nov. 13, 2010	Marshall 28, Memphis 13
19,302	Nov. 27, 2010	Marshall 38, Tulane 23

2011 (4-1)

24,247	Sept. 10, 2011	Marshall 26, Southern Miss 20
34,424	Sept. 24, 2011	Virginia Tech 30, Marshall 10
27,509	Oct. 15, 2011	Marshall 24, Rice 20
20,735	Oct. 28, 2011	Marshall 59, UAB 14
22,456	Nov. 26, 2011	Marshall 34, East Carolina 27

2012 (3-3)

25,317	Sept. 8, 2012	Marshall 52, Western Carolina 24
33,436	Sept. 15, 2012	Ohio 27, Marshall 24
27,189	Oct. 6, 2012	Tulsa 45, Marshall 38
22,563	Oct. 27, 2012	UCF 54, Marshall 17
22,041	Nov. 3, 2012	Marshall 38, Memphis 28
18,831	Nov. 17, 2012	Marshall 44, Houston 41

2013 (6-0)

27,148	Aug. 31, 2013	Marshall 52, Miami (Ohio) 14
26,317	Sept. 7, 2013	Marshall 55, Gardner-Webb 0
28,837	Oct. 5, 2013	Marshall 34, UTSA 10
20,398	Nov. 2, 2013	Marshall 61, Southern Miss 13
22,321	Nov. 3, 2013	Marshall 56, UAB 14
25,117	Nov. 29, 2013	Marshall 59, East Carolina 28

2014 (6-1)

25,106	Sept. 6, 2014	Marshall 48, Rhode Island 7
31,710	Sept. 13, 2014	Marshall 44, Ohio 14
30,210	Oct. 11, 2014	Marshall 49, Middle Tennessee 24
27,236	Oct. 25, 2014	Marshall 35, Florida Atlantic 16
30,680	Nov. 15, 2014	Marshall 41, Rice 14
23,576	Nov. 28, 2014	Western Kentucky 67, Marshall 66 (OT)
23,711	Dec. 6, 2014	Marshall 26, Louisiana Tech 23

2015 (6-0)

38,791	Sept. 6, 2015	Marshall 41, Purdue 31
24,114	Sept. 19, 2015	Marshall 45, Norfolk State 7
18,473	Oct. 3, 2015	Marshall 27, Old Dominion 7
22,763	Oct. 9, 2015	Marshall 31, Southern Miss 10
27,217	Oct. 24, 2015	Marshall 30, North Texas 13
26,572	Nov. 14, 2015	Marshall 52, FIU 0

2016 (3-4)

26,488	Sept. 10, 2016	Marshall 62, Morgan State 0
24,258	Sept. 17, 2016	Akron 65, Marshall 38
40,592	Sept. 24, 2016	Louisville 59, Marshall 28
22,839	Oct. 15, 2016	Marshall 27, Florida Atlantic 21
20,904	Oct. 22, 2016	Charlotte 27, Marshall 24
20,841	Nov. 12, 2016	Marshall 42, Middle Tennessee 17
17,397	Nov. 26, 2016	Western Kentucky 60, Marshall 6

* NCAA Division I-AA Playoffs

§ NCAA Division I-AA National Championship Game

HOME COMING GAMES

YEAR	OPPONENT	DATE	RESULT
1895	Kingsbury HS	Nov. 28	T, 0-0
1897	Ironton HS	Nov. 13	L, 6-14
1898	Ashland HS	Nov. 25	W, 6-0
1899	Catlettsburg	Nov. 30	T, 0-0
1900	Ironton HS	Nov. 19	W, 20-0
1901	Charleston HS	Nov. 29	T, 0-0
1902	Charleston HS	Nov. 18	T, 0-0
1903	Ashland HS	Oct. 24	W, 11-5
1904	Georgetown College	Nov. 24	W, 11-5
1905	Miami (Ohio)	Nov. 30	L, 5-35
1906	Morris Harvey	Nov. 29	W, 12-5
1907	Morris Harvey	Nov. 28	W, 6-0
1908	Morris Harvey	Nov. 28	L, 5-11
1909	Morris Harvey	Nov. 25	W, 23-0
1910	Morris Harvey	Nov. 24	W, 8-6
1911	Georgetown College	Nov. 30	W, 50-0
1912	Muskingum	Nov. 28	W, 52-0
1913	West Virginia Wesleyan	Nov. 27	L, 0-13
1914	Morris Harvey	Nov. 26	W, 32-6
1915	Kentucky Wesleyan	Nov. 24	W, 61-7
1916	Ohio Northern	Nov. 30	W, 7-0
1917	Huntington HS	Nov. 29	L, 0-12
1919	Kentucky Wesleyan	Nov. 27	W, 33-0
1920	Morris Harvey	Nov. 25	L, 0-47
1921	Louisville	Nov. 26	W, 13-0
1922	Louisville	Nov. 30	W, 21-7
1923	Morris Harvey	Nov. 22	W, 7-0
1924	Louisville	Nov. 27	W, 16-6
1925	Louisville	Nov. 26	L, 2-7
1926	Hampden-Sydney	Nov. 25	T, 0-0
1927	West Virginia Wesleyan	Nov. 24	L, 0-19
1928	West Virginia Wesleyan	Nov. 29	W, 13-7
1929	West Virginia Wesleyan	Nov. 28	L, 0-28
1930	West Virginia Wesleyan	Nov. 27	T, 6-6
1931	West Virginia Wesleyan	Nov. 26	L, 0-13
1932	West Virginia Wesleyan	Nov. 24	W, 22-0
1933	West Virginia Wesleyan	Nov. 30	L, 6-12
1934	West Virginia Wesleyan	Nov. 29	L, 0-39
1935	West Virginia Wesleyan	Nov. 28	L, 6-12
1936	West Virginia Wesleyan	Nov. 26	L, 0-6
1937	West Virginia Wesleyan	Nov. 25	W, 27-0
1939	West Virginia Wesleyan	Nov. 23	W, 47-13
1940	West Virginia Wesleyan	Nov. 21	W, 67-0
1942	Bradley	Nov. 26	W, 13-7
1946	Morehead State	Nov. 16	L, 20-29
1947	Bradley	Nov. 22	W, 33-19
1948	John Carroll	Nov. 6	L, 0-20
1949	Ohio	Oct. 29	W, 14-6
1950	John Carroll	Oct. 28	L, 2-39
1951	Dayton	Nov. 17	L, 13-37
1952	Kent State	Oct. 25	L, 14-26
1953	Dayton	Nov. 7	L, 7-21
1954	Kent State	Oct. 23	L, 20-41
1955	Bowling Green	Oct. 29	L, 26-27
1956	Kent State	Oct. 20	L, 7-25
1957	Ohio	Oct. 26	W, 34-28
1958	Xavier	Nov. 1	L, 6-14
1959	Ohio	Nov. 7	L, 14-21
1960	Delaware	Oct. 22	T, 6-6
1961	Morehead State	Oct. 21	T, 0-0
1962	Western Michigan	Oct. 27	L, 0-12
1963	Bowling Green	Nov. 9	L, 14-21
1964	Louisville	Oct. 24	W, 28-6
1965	Bowling Green	Nov. 6	L, 7-20
1966	Louisville	Oct. 22	L, 15-35
1967	Bowling Green	Nov. 4	L, 7-9
1968	Western Michigan	Oct. 26	L, 12-40
1969	Bowling Green	Nov. 1	W, 21-16
1970	Western Michigan	Oct. 24	L, 3-34
1971	Bowling Green	Oct. 30	W, 12-10
1972	Western Michigan	Oct. 21	L, 0-34
1973	Bowling Green	Oct. 27	L, 21-24
1974	Western Michigan	Oct. 19	L, 17-20
1975	Western Michigan	Oct. 25	W, 21-19
1976	Dayton	Oct. 16	W, 9-0
1977	Toledo	Sept. 24	W, 24-0
1978	Miami (Ohio)	Oct. 14	L, 3-29
1979	Villanova	Oct. 27	L, 14-24
1980	Tennessee-Chattanooga	Oct. 18	L, 11-21
1981	VMI	Oct. 24	L, 16-20
1982	Akron	Oct. 23	W, 12-10
1983	Western Carolina	Oct. 1	L, 7-21
1984	Appalachian State	Oct. 13	W, 35-7
1985	VMI	Oct. 19	W, 21-16
1986	Davidson	Oct. 25	W, 63-14
1987	East Tennessee State	Oct. 17	W, 27-7
1988	Furman	Oct. 8	W, 24-10
1989	VMI	Oct. 28	W, 40-10
1990	Tennessee-Chattanooga	Oct. 20	L, 23-29
1991	Western Carolina	Nov. 2	W, 27-24
1992	Appalachian State	Nov. 7	L, 34-37
1993	Appalachian State	Oct. 23	W, 35-3
1994	Citadel	Oct. 29	W, 42-30
1995	East Tennessee State	Nov. 4	W, 52-0
1996	Citadel	Nov. 2	W, 56-25
1997	Bowling Green	Nov. 8	W, 28-0
1998	Central Michigan	Nov. 7	W, 28-0
1999	Northern Illinois	Oct. 30	W, 41-9
2000	Kent State	Oct. 21	W, 34-12
2001	Central Michigan	Oct. 20	W, 42-21
2002	Troy State	Oct. 19	W, 24-7
2003	Kent State	Oct. 11	W, 49-33
2004	Buffalo	Oct. 23	W, 48-14
2005	UAB	Oct. 15	W, 20-19
2006	Memphis	Oct. 28	W, 41-27
2007	Rice	Oct. 27	W, 34-21
2008	UCF	Nov. 15	L, 30-14
2009	East Carolina	Oct. 3	L, 21-17
2010	UTEP	Oct. 30	W, 16-12
2011	Rice	Oct. 15	W, 24-20
2012	Tulsa	Oct. 6	L, 45-38
2013	UTSA	Oct. 5	W, 34-10
2014	Middle Tennessee	Oct. 11	W, 49-24
2015	North Texas	Oct. 24	W, 30-13
2016	Florida Atlantic	Oct. 15	W, 27-24

All-Time Homecoming Record: 62-45-8 (.574)
Longest Win Streak: 15 (1993-2007)
Longest Losing Streak: 7 (1950-56)
Most Common Opponent: West Virginia Wesleyan (14)