



MARSHALL UNIVERSITY MEN'S BASKETBALL

MARSHALL MEN'S BASKETBALL // HUNTINGTON, WEST VIRGINIA

// NO. 6 MARSHALL THUNDERING HERD 20-14, 10-8 C-USA



HEAD COACH
Dan D'Antoni
at School: 48-51 (3rd)
Overall: Same

LEADERS
P: Jon Elmore, 20.0
R: Ryan Taylor, 8.5
A: Jon Elmore, 6.0

LAST TIME OUT
W, 93-77
vs. Louisiana tech
RPI: 122

// GAME INFORMATION

Date/Time: Saturday, March 11 at 8:30 p.m. ET/ 7:30 p.m. CT
Site: Birmingham, Ala./Legacy Arena at BJCC (17,654)
TV: CBSSN
Carter Blackburn (PxP), Pete Gillen (analyst) Jamie Erdahl (sideline)
Radio: Thundering Herd IMG Sports Network
Steve Cotton (PxP)
Live stats: Championship Central - conferenceusa.com
Twitter/Instagram: @HerdMBB
Middle Tennessee Series: 10-3, **Streak:** Middle Tennessee W4
In Huntington: 3-3, In Murfreesboro: 0-6, Neutral: 0-1

// SCHEDULE

11/3	WEST VIRGINIA STATE#	W, 93-70	
11/6	CHARLESTON (W.VA.)#	W, 100-76	
11/12	N.C. CENTRAL	W, 81-69	
11/16	MOREHEAD STATE	W, 85-77	
11/19	WESTERN CAROLINA	W, 98-63	
11/21	JACKSON STATE	W, 71-61	
11/25	at Ohio State	L, 111-70	Big Ten Network
11/30	OHIO	W, 98-88	
12/3	at Eastern Kentucky	L, 89-80	
12/4	at Chattanooga	L, 96-85	
12/10	TOLEDO	W, 111-105 (ot)	
12/17	at Akron	L, 99-88	TWC Sports Channel
12/19	WEST VIRGINIA WESLEYAN	W, 81-65	
12/22	at No. 24 Cincinnati	L, 93-91 (ot)	CBSSN
12/28	at Pittsburgh	L, 112-106	ACC Network Extra
12/31	at FIU*	W, 94-70	
1/2	at Florida Atlantic*	W, 89-72	
1/5	OLD DOMINION*	W, 90-86 (ot)	
1/7	CHARLOTTE*	W, 110-93	
1/12	at Middle Tennessee*	L, 69-57	BelN
1/14	at UAB*	L, 94-78	
1/21	WKU*	W, 94-80	ASN
1/26	UTSA*	W, 92-71	
1/28	UTEP*	L, 91-68	
2/2	at Southern Miss*	L, 91-76	
2/4	at Louisiana Tech*	L, 94-90	
2/11	at WKU*	W, 84-79	
2/16	UAB*	W, 74-59	CBSSN
2/18	MIDDLE TENNESSEE*	L, 97-86	ASN
2/23	at Old Dominion*	L, 86-65	BelN
2/25	at Charlotte*	W, 93-89	ASN
3/2	RICE*	L, 89-88	
3/4	NORTH TEXAS*	W, 106-104	
3/8	Florida Atlantic§	W, 89-74	Campus Insiders
3/9	Old Dominion§	W, 64-63	ASN
3/10	Louisiana Tech§	W, 93-77	
3/11	Middle Tennessee§	7:30 p.m.	

Games in BOLD CAPS played at Cam Henderson Center in Huntington, W.Va. All times Eastern.

§ - Conference USA Tournament
* - Conference USA opponent
- Exhibition game

// NO. 1 [25] MIDDLE TENNESSEE BLUE RAIDERS



HEAD COACH
Kermit Davis
at School: 305-179 (13th)
Overall: 441-254 (22nd)


LEADERS
P: JaCorey Williams, 17.3
R: JaCorey Williams, 7.4
A: Tyrik Dixon, 3.2

LAST TIME OUT
W, 82-56
vs. UTEP
RPI: 36

// THREE-POINTERS

- For the first time since 2011-12, Marshall is in the Conference USA Tournament championship. It lost to Memphis, 83-57, that season. Coincidentally, the Herd was also the six seed that season and is now 7-2 as the No. 6 seed.
- Marshall defeated Louisiana Tech for the first time in series history to advance to the tournament finals. It defeated the Bulldogs, 93-77.
- The Herd has a chance to make it to the NCAA Tournament for the first time in 30 years with a win over the Middle Tennessee Blue Raiders.

// PROJECTED STARTING FIVE



#33 JON ELMORE
Jr. | G | 6-3 | 189
20.0 ppg 4.4 rpg 6.0 apg 35.0 mpg

- 2016-17 All-Conference USA All First Team selection
- C-USA Player of the Week for the week of Dec. 12
- No. 1 in C-USA in scoring (20.0) and in assists (6.0)
- 2016-17 Preseason All-Conference USA selection



#2 STEVIE BROWNING
Sr. | G | 6-3 | 188
16.1 ppg 4.1 rpg 3.1 apg 31.5 mpg

- C-USA Player of the Week for the week of Dec. 26
- Career-high 32 points vs. Morehead State (Nov. 16)
- Double-figure scoring in 38 of last 51 games
- Avg 21.3 pts, 5.3 rebs, 3.9 asts in C-USA Tournament



#35 AUSTIN LOOP
Sr. | G | 6-4 | 210
10.6 ppg 1.9 rpg 1.0 apg 31.0 mpg

- Marshall's all-time 3-point leader (289 made)
- No. 4 in C-USA for career 3-pointers made
- Shooting 44.1 percent from three-point land this season
- No. 16 in NCAA in three-point field goal percentage



#25 Ryan Taylor
Sr. | F | 6-5 | 249
14.7 ppg 8.5 rpg 2.3 apg 29.1 mpg

- 2016-17 All-Conference Third Team selection
- Oscar Robertson National POTW for the week of Jan. 9
- C-USA Player of the Week for the week of Jan. 9
- Leads C-USA with 40 career double-doubles



#1 Terrence Thompson
Jr. | F | 6-7 | 227
9.6 ppg 6.5 rpg 0.6 apg 22.5 mpg

- First career double-double (20 pts; 10 rebs) vs. N.C. Central (Nov. 12)
- Second double-double 25 pts and 10 rebs vs. UTEP (Jan. 28)
- Averaging 7.0 pts and 7.7 rebs in C-USA Tournament

// HERD RESERVES

No.	Name (Ht., Wt., Yr.)	Pos.	PPG	RPG	APG	Notes
0	Christian Thieneman (6-5, 208, R-Fr.)	F	1.4	1.8	0.2	Career-high 10 points and seven rebounds at FAU (Jan. 2)
3	Jannson Williams (6-8, 206, Fr.)	F	0.0	0.0	0.0	Redshirting this season
4	Jacob Kilgore (6-5, 191, So.)	G	0.8	0.8	0.0	Earned the C-USA Commissioner's Academic Medal
5	Ky're Allison (6-2, 181, Fr.)	G	2.5	0.8	0.7	Career-high 14 points at Eastern Kentucky (Dec. 3)
11	Ajdin Penava (6-9, 222, So.)	F	6.0	4.0	0.5	First career double-double (13 pts; 10 rebs) vs. UAB (Feb. 17)
14	C.J. Burks (6-3, 203, So.)	G	9.6	2.6	2.4	Career-high 27 points vs. Middle Tennessee (Feb. 18)
21	Aleksa Nikolic (6-6, 221, So.)	G	2.8	2.7	1.2	Season-high 14 points vs. W.Va. Wesleyan (Dec. 19)
23	Rondale Watson (6-4, 188, Jr.)	G	0.0	0.0	0.0	Wake Forest transfer; sitting out this season due to transfer rules
24	Ot Elmore (6-2, 197, Jr.)	G	1.0	0.0	0.0	Transfer from Texas Rio Grande Valley
32	Phil Bledsoe (6-6, 224, Fr.)	G/F	2.6	2.0	0.2	Career-high 7 points and 5 rebounds vs. Jackson State (Nov. 21)
50	Milan Mijovic (6-9, 243, So.)	F	2.0	1.1	0.1	Career-high eight points at Akron (Dec. 17)

MARSHALL BY THE NUMBERS

1

Jon Elmore became the first player in Marshall history to have three consecutive double-doubles from points and assists against Chattanooga, Toledo and at Akron.

2

The Thundering Herd is in its second C-USA Championship game.

3

The 2016-17 Marshall men's basketball team boasts three C-USA Players of the Week (Jon Elmore, Stevie Browning and Ryan Taylor).

6

The 2016-17 Marshall men's basketball team has the No. 6 scoring offense in the nation.

7

Seven players on the Thundering Herd call the Mountain State home.

13

The Thundering Herd won 13 games at home this season.

35

The Herd has played in the Cam Henderson Center for 35 years now. It opened in 1981.

37

Marshall scored at least 70 points in 37 consecutive games from Jan. 3, 2016-Jan. 7, 2017.

40

The number of double-doubles senior Ryan Taylor has had in his career.

80

The Marshall men's basketball team has scored at least 80 points in 25 of 33 games this season.

126

Senior forward Ryan Taylor has played in 126 games for the Thundering Herd.

289

The number of 3-point shots senior Austin Loop has made in his career. He is the all-time leader in Marshall history in 3-pointers.

2,925

Marshall has scored 2,925 points so far this season. The most in school history.

5,815

Fan attendance averaged 5,815 per game at the Cam Henderson Center. this season.

// LAST TIME OUT - LOUISIANA TECH

- Marshall advanced to the C-USA Championship thanks to a 93-77 victory over Louisiana Tech.
- Marshall finished 19 of 35 from 3-point range, which tied or set school and Conference USA records. The Herd shattered the previous C-USA tournament single game record of made 3s (15, by three teams). MU had 14 made 3s by halftime (on 23 attempts). Marshall's 19 3s ties a school record originally set on Dec. 14, 1996 against Morehead State and tied earlier this season vs. Western Kentucky (Jan. 21).
- This year's version of the Herd also became the school record-holders for points scored (2,925) and 3-pointers (346). The records had barely stood a year – D'Antoni's 2015-16 teams broke the records last year, too.
- Loop is now fourth in Conference USA history in 3-pointers made (289) and sixth in 3-pointers attempted (705). With six 3-pointers against Louisiana Tech, Loop passed Marquette's Travis Diener (284) and Memphis' Rodney Carney (287) in league history.

// OPENING TIP - NO. 25 MIDDLE TENNESSEE

SCOUTING THE BLUE RAIDERS

- Middle Tennessee will be the second ranked opponent the Herd will have faced this season (Cincinnati).
- The Blue Raiders have earned its first national ranking in program history.
- It is the reigning C-USA champion and won last year's tournament.

WHO TO KNOW

- The Blue Raiders (Reggie Upshaw and JaCorey Williams) and Marshall (Jon Elmore, Stevie Browning and Ryan Taylor) are one of three teams in C-USA that have multiple players that have won C-USA Player of the Week honors this season.
- Williams was named the C-USA Player of the Year, while Upshaw landed on the second team and Potts earned a spot on the third team.
- The trio and the Herd's trio have the most games in the league with double figure scoring in the same game (20).
- Reggie Upshaw is one of two active players in the league to put up at least 1,300 points and 750 rebounds.

SERIES HISTORY

Marshall will meet Middle Tennessee for the 14th contest between the two sides. It will also be the second straight year the two sides will meet in the C-USA Tournament.

LAST TIME IN THE TOURNAMENT - March 11, 2016 in Birmingham, Ala. - A pair of junior guards posted 20-point performances for third-seeded Marshall men's basketball (17-16) in a hard-fought 99-90 loss against second-seeded Middle Tennessee in the Conference USA Championship Semifinal on Friday Night at Legacy Arena at The BJCC.

The loss eliminated the Thundering Herd from the tournament, while the Blue Raiders advanced to Saturday's championship game.

MARSHALL-MIDDLE TENNESSEE SERIES INFORMATION

Overall Series Record	Middle Tennessee, 10-3
Last five contests	Middle Tennessee, 4-1
Last 10 contests	Middle Tennessee, 8-2
Most points by Marshall	90
Fewest points by Marshall	51
Marshall largest win margin	16
Most points by Middle Tennessee	99
Fewest points by Middle Tennessee	56
Middle Tennessee largest win margin	39
Series streak Middle Tennessee,	W4
Last meeting	Feb. 18, 2017

"For this game, I felt like we learned how hard you have to play to advance in a tournament," Herd coach Dan D'Antoni said. "In their press, we were soft. We didn't attack it strongly like we will and we can. Things are bright and things are looking good. We'll be back next year."

MARSHALL	CATEGORY	MIDDLE TENNESSEE
Jon Elmore (20.0)	Scoring	JaCorey Williams (17.3)
Ryan Taylor (8.5)	Rebounding	JaCorey Williams (7.4)
Jon Elmore (6.0)	Assists	Tyrik Dixon (3.2)
Jon Elmore (39)	Steals	Giddy Potts (45)
Ryan Taylor (53)	Blocks	Reggie Upshaw (29)
Jon Elmore (206)	Field Goals	JaCorey Williams (238)
Jon Elmore (495)	Field Goal Attempts	JaCorey Williams (445)
Austin Loop (108)	3-Point Field Goals	Giddy Potts (71)
Austin Loop (245)	3-Point Field Goal Attempts	Giddy Potts (181)
Austin Loop (44.1)	3-Point Field Goal Percentage	Giddy Potts (39.2)
Jon Elmore (186)	Free Throws	JaCorey Williams (93)
Jon Elmore (221)	Free Throw Attempts	JaCorey Williams (129)
Jon Elmore (80.5)	Free Throw Percentage	Giddy Potts (80.0)

// MARSHALL IN THE CONFERENCE USA TOURNAMENT

TEAM RECORDS

POINTS (REGULATION GAME)	97, vs. Houston (3/9/11)
POINTS (OVERTIME GAME)	105, vs. Tulsa (3/8/12)
REBOUNDS	49, vs. FAU (3/8/17)
ASSISTS	22, vs. Louisiana Tech (3/10/17)
BLOCKS	7, vs. FAU (3/8/17)
STEALS	11, vs. Tulane (3/12/08) and vs. Tulane (3/8/06)
FIELD GOALS MADE	36, vs. Tulsa (3/8/12)
3-POINTERS MADE	19, vs. Louisiana Tech (3/10/17)
FREE THROWS MADE	32, vs. Houston (3/9/11)

YEAR-BY-YEAR RESULTS

2005-06 (Memphis - FedEx Forum - No. 9 seed)	3/8/06 (8) Tulane	L, 64-58
2006-07 (Memphis - FedEx Forum - No. 8 seed)	3/7/07 (9) UAB	W, 53-52
	3/8/07 (1) Memphis	L, 92-71
2007-08 (Memphis - FedEx Forum - No. 8 seed)	3/12/08 (9) Tulane	L, 48-47
2008-09 (Memphis - FedEx Forum - No. 7 seed)	3/11/09 (10) Rice	L, 60-59
2009-10 (Tulsa, Okla - BOK Center - No. 4 seed)	3/11/10 (5) Tulsa	L, 80-64
2010-11 (El Paso, Texas - Don Haskins Center - No. 6 seed)	3/9/11 (11) Houston	W, 97-87
	3/10/11 (3) UTEP	L, 77-65
2011-12 (Memphis - FedEx Forum - No. 6 seed)	3/7/12 (11) SMU	W, 74-56
	3/8/12 (3) Tulsa	W, 105-100 3OT
	3/9/12 (2) Southern Miss	W, 73-62
	3/10/12 (1) Memphis	L, 83-57
2012-13 (Tulsa - BOK Center - No. 9 seed)	3/13/13 (8) Tulane	L, 66-64
2013-14 (Tulsa - BOK Center - No. 14 seed)	3/11/14 (11) Florida Atlantic	W, 63-59
	3/12/14 (6) Old Dominion	L, 73-58
2014-15 (Birmingham, Ala. - BJCC - No. 12 seed)	3/11/15 (5) Western Kentucky	L, 59-45
2015-16 (Birmingham, Ala. - BJCC - No. 3 seed)	3/10/16 (6) UTEP	W, 87-85
	3/11/16 (2) Middle Tennessee	L, 99-90
2016-17 (Birmingham, Ala. - BJCC - No. 6 seed)	3/8/16 (11) FAU	W, 89-74
	3/9/17 (3) Old Dominion	W, 64-63
	3/10/17 (2) Louisiana Tech	W, 93-77

THE HERD'S C-USA TOURNAMENT RECORD WHEN...

Overall:	7-11
In Memphis:	4-5
In Tulsa:	0-2
In El Paso:	2-2
In Birmingham:	4-2
No. 3 seed:	1-1
No. 4 seed:	0-1
No. 6 seed:	7-2
No. 7 seed:	0-1
No. 8 seed:	1-2



INDIVIDUAL GAME RECORDS

POINTS	
*40	DeAndre Kane vs. Tulsa (3/8/12)
28	Damier Pitts vs. Houston (3/9/11)
25	Shaquille Johnson vs. Tulsa (3/8/12)
24	Damier Pitts vs. Southern Miss (3/9/12)
24	Stevie Browning vs. Old Dominion (3/9/17)
22	Stevie Browning vs. Florida Atlantic (3/8/17)
22	DeAndre Kane vs. Tulane (3/13/13)
21	Jon Elmore vs. Louisiana Tech (3/10/17)
21	James Kelly vs. UTEP (3/10/16)
21	Chris Thomas vs. Florida Atlantic (3/11/14)
21	DeAndre Kane vs. Houston (3/9/11)
21	Mark Dorris vs. Memphis (3/8/09)

REBOUNDS

15	Dennis Tinnon vs. SMU (3/7/12)
14	Ryan Taylor vs. UTEP (3/10/16)
13	Dennis Tinnon vs. Southern Miss (3/9/12)
12	Dennis Tinnon vs. Tulsa (3/8/12)
11	Ryan Taylor vs. Louisiana Tech (3/10/17)
11	Terrence Thompson vs. Old Dominion (3/9/17)
11	Terrence Thompson vs. Florida Atlantic (3/8/17)
11	Shawn Smith vs. Old Dominion (3/12/14)
11	Dennis Tinnon vs. Tulane (3/13/13)
10	Hassan Whiteside vs. Tulsa (3/11/10)
10	DeAndre Kane vs. Houston (3/9/11)
10	Tirrell Baines vs. Tulane (3/12/08)

ASSISTS

10	Damier Pitts vs. Houston (3/9/11)
9	Damier Pitts vs. UTEP (3/10/11)
7	Stevie Browning vs. Louisiana Tech (3/10/17)
7	Chris Ross vs. UAB (3/7/07)
7	DeAndre Kane vs. Southern Miss (3/9/12)
6	Stevie Browning vs. UTEP (3/10/16)
6	Damier Pitts vs. Tulsa (3/8/12)

STEALS

4	Darryl Merthie vs. Rice (3/11/09)
3	Austin Loop vs. Western Kentucky (3/11/15)
3	9x, last Shaquille Johnson vs. Memphis (3/10/12)

BLOCKS

6	Hassan Whiteside vs. Tulsa (3/11/10)
5	Ryan Taylor vs. Old Dominion (3/9/17)
4	Mark Patton vs. Tulane (3/8/06)
3	Ajdin Penava vs. FAU (3/8/17)
3	JP Kambola vs. Western Kentucky (3/11/15)
3	Robert Goff vs. SMU (3/7/12)
3	Nigel Spikes vs. Tulane (3/13/13)

FIELD GOALS MADE

*15-32	DeAndre Kane vs. Tulsa (3/8/12)
10-19	Stevie Browning vs. Old Dominion (3/9/17)
9-14	Stevie Browning vs. Middle Tennessee (3/11/16)
9-16	Ryan Taylor vs. UTEP (3/10/16) vs. Tulane (3/13/13)

3-POINTERS MADE

7-12	Jon Elmore vs. Louisiana Tech (3/10/17)
6-13	Austin Loop vs. UTEP (3/10/16)
5-10	Stevie Browning vs. FAU (3/8/17)
4-6	Shaquille Johnson vs. Southern Miss (3/9/12)
3-8	Austin Loop vs. Middle Tennessee (3/11/16)
3-4	Shawn Smith vs. Florida Atlantic (3/11/14)
3-4	Dago Pena vs. Houston (3/9/11)
3-5	Markel Humphrey (3/8/07)
3-5	Dago Pena vs. Southern Miss (3/9/12)
3-7	Jo Miles vs. Tulane (3/8/06)

FREE THROWS MADE

**14-18	Shaquille Johnson vs. Tulsa (3/8/12)
**14-18	Damier Pitts vs. Houston (3/9/11)
9-11	DeAndre Kane vs. Tulsa (3/8/12)

DOUBLE DOUBLES

19 points, 11 rebounds	Ryan Taylor vs. Louisiana Tech (3/10/17)
10 points, 11 rebounds	Terrence Thompson vs. Old Dominion (3/9/17)
21 points, 14 rebounds	Ryan Taylor vs. UTEP (3/10/16)
13 points, 11 rebounds	James Kelly vs. UTEP (3/10/16)
15 points, 10 rebounds	Tirrell Baines vs. Tulane (3/12/08)
14 points, 10 rebounds	Hassan Whiteside vs. Tulsa (3/11/10)
21 points, 10 rebounds	DeAndre Kane vs. Houston (3/9/11)
28 points, 10 assists	Damier Pitts vs. Houston (3/9/11)
10 points, 13 rebounds	Dennis Tinnon vs. Southern Miss (3/9/12)
14 points, 12 rebounds	Dennis Tinnon vs. Tulsa (3/8/12)
16 points, 11 rebounds	Dennis Tinnon vs. Tulane (3/13/13)
15 points, 11 rebounds	Shawn Smith vs. Old Dominion (3/12/14)

ALL-TIME VS. NON-CONFERENCE OPPONENTS

TEAM	RECORD	LAST TIME
N.C. Central	2-0	11/12/16, home (W, 81-69)
Morehead State	52-46	11/16/16, home (W, 85-77)
Western Carolina	31-13	11/19/16, home (W, 98-63)
Jackson State	2-0	11/21/16, home (W, 71-61)
Ohio State	0-2	11/25/16, away (L, 111-70)
Ohio	47-55	11/30/16, home (W, 98-88)
Eastern Kentucky	18-22	12/4/16, away (L, 89-80)
Chattanooga	18-29	12/6/16, away (L, 96-85)
Toledo	22-30	12/12/16, home (W, 111-105 ot)
Akron	11-13	12/17/16, away (L, 99-88)
W.Va. Wesleyan	29-13	12/19/16, home (W, 81-65)
Cincinnati	12-20	12/22/16 (L, 93-91 ot)
Pittsburgh	0-4	12/28/16 (L, 112-106)

ALL-TIME VS. CONFERENCE USA

TEAM	RECORD	LAST TIME
UAB	7-18	2/16/17, home (W, 74-59)
Charlotte	8-6	2/25/17, away (W, 93-89)
Florida Atlantic	5-2	3/8/17, neutral, (W, 89-74)
FIU	5-1	12/31/16, away (W, 94-70)
Louisiana Tech	1-6	3/10/17, neutral (W, 93-77)
Middle Tennessee	3-10	2/18/17, home (L, 97-86)
North Texas	4-1	3/4/17, home (W, 106-104)
Old Dominion	8-9	3/8/17, neutral (W, 64-63)
Rice	10-2	1/16/16, away (W, 94-90)
Southern Miss	11-9	2/2/17, away (L, 91-76)
UTEP	4-11	1/28/17, home (L, 91-68)
UTSA	2-2	1/26/17, home (W, 92-71)
WKU	10-13	2/11/17, away (W, 84-79)

THUNDERING HERD IN CONFERENCE USA

First Season	2005-06
Regular-Season Record	94-98
Most Wins (season)	12 (2015-16)
.500+ Seasons	7
Last Year (2015-16)	10-4 (T-3rd)
C-USA Tournament Record	9-11

CONFERENCE USA STANDINGS (2016-17)

TEAM	C-USA	OVERALL
Middle Tennessee	17-1	27-4
Louisiana Tech	14-4	22-9
Old Dominion	12-6	19-11
UTEP	11-6	13-16
Rice	11-7	21-10
Marshall	10-8	17-14
UAB	9-9	16-15
WKU	9-9	15-16
UTSA	8-10	13-18
Charlotte	7-11	13-16
Florida Atlantic	6-12	10-19
Southern Miss	6-12	9-21
FIU	3-15	7-24
North Texas	2-16	8-22

MEDIA INFORMATION**Marshall Men's Basketball SID**

Wilbur DeLashmet, DeLashmet@marshall.edu
 C: 251-422-2783
 O: 304-696-2418

Practice coverage

Interviews may be conducted prior to practice on weekdays, or may be arranged through the Marshall Sports Information office. Herd practices are open to the public.

Postgame coverage

At home games, following the visiting coach's postgame remarks, selected players will be brought to the Henderson Center's media room for a postgame press conference. Coach Dan D'Antoni will address the media following the players. At road games, D'Antoni will address the media in a location designated by the host institution.

// TEAM NOTES**CINDERELLA IN THE C-USA TOURNAMENT**

- Sixth-seeded Marshall had two defeat two of the top three seeds to earn a spot in the C-USA championship game (No. 3 Old Dominion and No. 2 Louisiana Tech).
- There is a lot on the line, as the winner will receive an automatic bid to the NCAA Tournament.
- The last time the Marshall Thundering Herd made it to the NCAA Tournament was 30 years ago (the 1986-87 season).
- The Herd is in the final for the first time since the 2011-12 season. That is the only time Marshall has made it to the C-USA finals. Ironically enough, the Herd was the sixth seed for that tournament as well.
- This is the second time in three years that the No. 6 seed has reached the title game. In 2015, Middle Tennessee defeated Charlotte, Old Dominion and UTEP to reach the final.
- To get to the finals, it had to defeat Louisiana Tech for the first time series and it did so in record-breaking fashion.
- The Herd set a tournament record for made triples, converting 19 from beyond the arc, the previous high was 15 set by East Carolina in 2012 and twice by Louisville in 2005 and 2002.
- Marshall's 19 3-pointers also ties for second all-time for most triples in any game by a league member (Houston, 2006-07, Louisville, 2001-02 and the Herd this season against WKU on Jan. 21).
- All-C-USA First Team selection Jon Elmore set a school single-game record for the tournament, connecting on seventhree-pointers.
- Other individuals have reached program-highs as well for the tournament. Stevie Browning (Logan, W.Va.) is the first person in program history to score at least 20 points in the C-USA Tournament in two consecutive games.
- Browning's 10 field goals against Old Dominion (March 9) are good for No. 2 in program history during the tournament.
- Terrence Thompson (Durham, N.C.) became the first person to grab at least 10 rebounds in two straight games since Dennis Tinnon in 2012.
- Thompson was also the first player for the Herd to collect a double-double (10 pts; 11 rebs vs. Old Dominion) during the tournament this season.
- Ryan Taylor's (Indianapolis) five blocks against Old Dominion tied a career-high and No. 2 in school history for the tournament.
- Taylor also collected the Herd's second double-double of the postseason when he pulled down 11 rebounds and scored 19 points against Louisiana Tech.

304 BOYZ

- The dynamic duo of Jon Elmore (Charleston, W.Va.) and Stevie Browning (Logan, W.Va.) has been a key piece in the Herd's offense this season.
- The two have combined to score 1,211 points this season.
- Those 1,211 points have made up 41.4 percent of Marshall's total 2,925 points thus far.
- They have also shot 405-of-926 (43.7 percent) from the field and 148-of-395 (37.7 percent) from three-point land this season.
- The tandem is one of the top scoring duos in the nation as well. The two average 35.6 points per game.
- The 304 Boyz have led Marshall in scoring in 24 of 34 games this season.
- The duo has combined for 57 double-figure scoring games this season, 26 games of 20 or more points and four games of 30 points or more. Those four games with at least 30 points are the most for any duo in C-USA.
- The two have begun the postseason where the regular season left off. In three games, the two have already scored 114 points combined through three games in the league tournament. Those 114 points

// TEAM NOTES

have accounted for 46.3 percent of the Herd's points during the C-USA Tournament. The two have also added 27 assists (55 percent of Marshall's assists) and 29 rebounds.

- When you add Ryan Taylor to the equation, the trio has scored at least 10 points in the same game 20 times. That is tied with Middle Tennessee for the most in the league.
- STEVIE BROWNING SHOWING OUT**
- Since missing the regular season contest against Old Dominion on Feb. 23, senior guard Stevie Browning (Logan, W.Va.) has been flashing impressive numbers.
 - Browning is currently averaging 20.2 points in the last six contests.
 - He is also 19-of-38 (50.0 percent) from behind the arc.
 - Before Marshall met Old Dominion in the league tournament, the Herd was +42 with him on the court and -22 without him.
 - During the tournament, Browning has averaged 21.3 points, 5.3 rebounds and 2.1 assists during his three games in the postseason.
 - When the senior made his lone 3-pointer against Old Dominion on March 9, it tied him with DeAndre Kane for 17th all-time.
 - The Logan, W.Va., native also had a career night when Marshall took on Morehead State (Nov. 16).
 - Browning had a career-high 32 points from a career-high 12 field goals made and 18 attempted. He made a career-high four three-pointers.
 - He helped lead the Herd over the Eagles, 85-77, and help Marshall win the Ellis Johnson trophy, which is named after the coach who was at the helm of both teams during his career.
 - The senior scored 22 points and had four assists and four rebounds against Pittsburgh (Dec. 28).
 - His five consecutive games of at least 20 points from Dec. 10-28 were the first time he accomplished the feat in his career.
- RUNNIN', GUNNIN' THUNDERIN' HERD**
- Marshall's 2016-17 offense continued right where it left off the 2015-16 season.
 - The Herd's finished the regular season averaging 86.4 points per game, which was the top scoring offense in Conference USA, while it was No. 6 in the nation.
 - Those 86.4 were the most points per game a C-USA has ever averaged. It surpassed the previous record of 86.0 points which was held by the 2015-16 Thundering Herd. That was a league first, as a school had never reached back-to-back scoring titles before.
 - The Herd has scored at least 70 points in 29 of 33 games this season.
 - The Herd's 2,925 points this season have surpassed the previous best of 2,838 (2015-16). It marks the first time the Thundering Herd had back-to-back record-breaking offenses in two consecutive seasons in the modern era.
 - The Thundering Herd's 86.4 average was the eighth-best the school has ever had.
 - Dating back to the 2015-16 season, Marshall scored at least 70 points in 37 consecutive games up until its 69-57 defeat at Middle Tennessee on Jan. 12, 2017.
 - The last time the Herd surpassed 20 consecutive games of 70 or more points in a game was from Feb. 4, 1995 to Jan. 27, 1996. That streak lasted for 24 games.
 - The last time the Thundering Herd scored at least 70 points in its first 17 games was in the 1971-72 season under head Carl Tacy. That team scored at least 70 points in all 27 of its contests, made it to the NCAA Tournament and finished the season ranked No. 12 in the nation.
 - The Herd has also scored at least 80 points in 21 of its last 27 games.

// TEAM NOTES

- Marshall scored at least 90 points 14 times this season and broken 100 points four times. Three of those four occasions were in regulation.
- When the Herd welcomed the Old Dominion Monarchs on Jan. 5, Old Dominion was one of two teams (Arizona) that had not allowed a team to score 70 points during the season. Marshall won, 90-86, in overtime.
- It marked the first time a team had scored 90 points on the Monarchs in 179 games, with the last time being at Richmond on Dec. 20, 2011.
- On Jan. 7, the Herd took on the Charlotte 49ers. In that game, Marshall scored 110 points in regulation. It was the first time it accomplished that feat since scoring 111 against East Tennessee State on Feb. 19, 1996.
- When Marshall traveled to Cincinnati on Dec. 22, it made 17 3-pointers. That was the most ever made threes a Mick Cronin team ever allowed in a single contest.

#DANALYTICS

- On Dec. 28, 2016, head coach Dan D'Antoni caught the basketball and analytics world's attention when he talked about his love for 3-pointers.
- He explained, "The best shot in basketball is that corner three. The next-best shot in basketball is any other three. Other than free throws, which we try to do, when you get to the foul line, you score 1.5 points every time you go to the foul line in the pros ... If you can get a layup and it's clean — it's not one that's highly contested — it's [worth] 1.8 points [per attempt]. It's 1.3 from that corner, 1.27. Do you know what a post-up is, with a guy standing over top of you? It's 0.78."
- The team has practiced what D'Antoni has preached, as its 930 attempted threes were No. 7 in the nation.
- Of those attempts, Marshall has made 346 (ninth in the country) of them, which put it at a rate of 10.2 per game and 37.2 three-point field goal percentage.
- Those 346 made threes are the most a Herd team made in a regular individual season in school history, surpassing the previous best of 332 which was reached by the 2015-16 team. The 10.2 three-pointers are No. 16 in the country, while its three-point percentage was No. 81.
- 35.5 percent of Marshall's total 2,925 points have come from three-pointers (1,038 points total).
- When the Herd took on WKU on Jan. 21 and Feb. 11, it marked a milestone in program history.
- In the two contests, the Herd made 33 3-pointers. That is No. 2 for the most 3-pointers the Herd has made against one opponent it played twice in the same season.
- The last time that happened was in the 1994-95 season, when Marshall combined to make 34 3-pointers in the two times it faced VMI (17 in both contests).
- 20.2 percent of the Herd's 2,925 points have come from 591 free throws.
- Marshall averaged 1.114 points per possession at home, while it averaged 1.043 points per possession on the road. That was good for the No. 61 efficient offense in the country, while its 114.4 true shooting percentage was No. 44.
- The Herd also boasted a team offensive rating (points scored per 100 possessions) of 109.1 during the regular season. That was good for No. 61 among D-I schools.

CHARITABLE DONATIONS

- The Thundering Herd took advantage of its time at the free throw line this season, as the team and its players ranked among the top in the nation in several categories.
- Marshall's 804 trips to the charity stripe are No. 23 in the nation, while its 591 made free throws were 23rd among D-I schools.

// TEAM NOTES

- The 591 total free throws are No. 4 in school history.
- The Herd had the No. 69 free throw percentage in the nation with 73.5 percent of its free throws made. That percentage was good for No. 6 in school history.
- The best free throw percentage Marshall has ever had was 79.0 during the 1957-58 season.
- The list of Marshall men's basketball players who have made at least 12 free throws in a single game is a short one. Only four of the 19 players who have accomplished the feat have done so multiple times.
- Damier Pitts (123 games from 2008-12) and Skip Henderson (125 games from 1984-88) made a dozen foul shots in a game three times in their Thundering Herd careers. Ronald Blackshear (50 games from 2001-03) and LaVerne Evans (112 games from 1980-84) did it twice.
- Jon Elmore (Charleston, W.Va.), in 31 games during the regular season, made 12 free throws in a game five times, including in consecutive games four weeks ago. He did it once last year, too, meaning in 56 career games Elmore made 12-plus free throws in at least twice as many games as any other Marshall player — ever.
- He is currently 186 for 231 (80.5 percent). His attempts are No. 11 in the nation, while his made free throws are good for ninth among DI players. Of the players that rank in the top 15 in free throw attempts, Elmore's 80.5 free throw percentage was No. 5.
- Elmore made 12 of 13 free throws in the Jan. 5 win against Old Dominion. He then made 12 of 15 in the Jan. 7 win against Charlotte. He scored 55 points in the two-game homestand, but 24 came from the line.
- Elmore has made a trip to the charity stripe at least 10 times in nine different games this season.
- His free throw prowess helped secure the win over Old Dominion on March 9, as his free throw with 2.5 seconds left in the game was the game-winner.

HERD HISTORY IN C-USA

Here's a look at Marshall's season-by-season performances in Conference USA men's basketball.

Season	Record	Finish	Seed	Tournament
2005-06	5-9	9th of 12	9	0-1
2006-07	7-9	Tie 8th of 12	8	1-1, q-finals
2007-08	8-8	Tie 6th of 12	8	0-1
2008-09	7-9	Tie 6th of 12	7	0-1
2009-10	11-5	Tie 3rd of 12	4	0-1, q-finals
2010-11	9-7	Tie 5th of 12	6	1-1, q-finals
2011-12	9-7	Tie 5th of 12	6	3-1, runner-up
2012-13	6-10	Tie 9th of 12	9	0-1
2013-14	4-12	Tie 14th of 16	14	1-1, 2nd round
2014-15	7-11	Tie 11th of 12	12	0-1
2015-16	12-7	3rd of 14	3	1-1, semifinals
2016-17	10-8	6th of 14	6	3-0, finals

HAL GREER HONORED BY 76ERS

- On Feb. 11, the Philadelphia 76ers honored Marshall legend, Hal Greer (1955-58), by unveiling a statue in his honor at their practice facility in Camden, N.J.
- Greer played a significant part in Marshall's history, as he was the first African-American to play at a W.Va. state college and has his No. 16 jersey retired by the program.
- Greer led MU in rebounding from 1956-58, FG% from 1955-58, was an All-MAC selection during the 1957-58 season, played second in FG% among NCAA D-I players during the 1955-56 season and led the MAC in FT% during the 1957-58 season.
- He finished his Herd career at No. 20 all-time in scoring (1,377) and No. 8 all-time in rebounding with 765 boards.
- The legend was a second round pick and spent his entire 15-year career with the Syracuse Nationals/76ers franchise during a Hall of Fame career.
- Greer, 80, was named one of the 50 Greatest Players

MARSHALL'S 2016-17 SEASON		
Under D'Antoni 16-17		
At home	33-14	13-3
On the road	10-32	4-11
Neutral	4-5	2-0
C-USA home game	19-8	6-3
C-USA road game	10-17	4-5
C-USA Tournament game	3-2	2-0
Vs. Ranked Opponents	0-6	0-1
Vs. Unranked Opponents	46-45	19-13
Leading at half	34-9	11-4
Trailing at half	10-38	5-10
Tied at half	3-3	3-0
Leading with 5:00 to play	42-3	16-2
Trailing with 5:00 to play	4-47	2-12
Tied with 5:00 to play	0-1	0-0
Shooting 50% or better	18-4	4-0
Shooting less than 50%	29-46	15-14
Opponent shoots 50% or better	5-20	3-9
Opponent shoots less than 50%	36-31	16-6
Outshooting the opponent	30-15	7-6
Outshot by opponent	16-36	12-8
Shooting is equal	0-0	0-0
Outrebounding the opponent	25-7	9-1
Outrebounded by opponent	21-42	10-13
Rebounds are equal	1-2	0-0
Having more turnovers	19-28	6-6
Opponent has more turnovers	25-20	13-7
Turnovers are equal	4-3	1-1
Making more free throws	34-16	17-4
Opponent makes more free throws	13-29	3-7
Free throws are even	0-6	0-2
Scoring more points in paint	19-11	7-1
Opponent scores more points in paint	27-35	11-11
Points in the paint are even	1-5	1-1
Game decided by 1-5 points	11-12	5-3
Game decided by 6-10 points	8-12	4-2
Game decided by 11-15 points	8-11	4-5
Game decided by 16+ points	20-16	6-4
Scoring fewer than 60 points	0-11	0-1
Scoring 60-69 points	4-15	1-2
Scoring 70-79 points	6-10	2-3
Scoring 80+ points	26-8	5-5
Scoring 90+ points	21-7	9-2
Scoring 100+ points	5-2	3-1
Opponent scores fewer than 60 points	4-1	0-0
Opponent scores 60-69 points	12-6	6-1
Opponent scores 70-79 points	15-9	6-0
Opponent scores 80+ points	12-21	4-3
Opponent scores 90+ points	5-15	1-8
Opponent scores 100+ points	3-3	2-2
In overtime(s)	4-2	2-1
In single overtime	3-2	1-1
In double overtime	0-0	0-0
One Herd player scores 10+	0-2	0-0
Two Herd players score 10+	4-11	1-1
Three Herd players score 10+	10-19	4-5
Four Herd players score 10+	20-31	9-5
Five Herd players score 10+	12-7	4-2
In November	8-7	5-1
In December	8-17	3-5
In January	14-12	5-3
In February	12-8	3-3
In March	5-6	3-1
On television	16-21	5-6

// TEAM NOTES

in NBA history at the start of the 1996-97 season. The 6-foot-2 Greer averaged 19.2 points and scored 21,586 points for his career that ended in 1972-73. He shot 45.2 percent from the field and 80.1 percent from the foul line for his career.

- Now Residing in Scottsdale, Arizona, the 10-time NBA all-star was inducted into the Naismith Hall of Fame in 1982. He was named second-team all-NBA seven times.
- During his career, Greer also stood out in the post-season, averaging 20.4 points in 92 playoff games.
- Greer was part of one of the greatest teams in NBA history, the 1966-67 champion Sixers, who went 68-13. He was second on the team to Wilt Chamberlain (24.1 ppg.) in scoring, averaging 22.1 points. Greer also averaged 5.3 rebounds and 3.8 assists in 38.8 minutes.
- In 15 playoff games that season Greer averaged 27.7 points in 45.9 minutes per game. During the NBA finals, Greer averaged a team-high 26.0 points along with 8.0 rebounds and 6.2 assists.

TAYLOR EARNS OSCAR ROBERTSON AWARD

- On Jan. 10, The U.S. Basketball Writers Association (USBWA) selected Marshall's Ryan Taylor (Indianapolis) as its Oscar Robertson National Player of the Week for games ending in the week of Sunday, Jan. 8.
- The Indianapolis native became the first player in Marshall history to be a recipient of the honor. The senior was also the first C-USA player to earn the award as well.
- When Taylor was selected, he became the first player from a mid-major to win the award during the 2016-17 season.
- As the Conference USA Player of the Week, Taylor was nominated for the national award, which was chosen by a representative of the USBWA board of directors from a list of Division I conference players of the week. This is the eighth season that the USBWA has selected a national player of the week.
- The 6-5 senior forward, averaged a double-double with 25.3 points and 13.3 rebounds per game in three Marshall league wins. His 25.3 points came from 29-of-47 (.617) shooting and he hit 3-of-7 (.429) three-pointers.
- Since the 1958-59 season, the USBWA has named a National Player of the Year. In 1998, the award was named in honor of the University of Cincinnati Hall of Famer and two-time USBWA Player of the Year Oscar Robertson. It is the nation's oldest award and the only one named after a former player.
- Coincidentally, Oscar Robertson is also from Indianapolis, Taylor's hometown.

ELMORE EXCELLENCE

- Junior guard Jon Elmore (Charleston, W.Va.) earned All-Conference USA first team honors, the league's office announced on Monday. He became the second player in school history (James Kelly during 2015-16) to be named to C-USA's first team.
- When Marshall hosted North Texas for its final game of the regular season, it marked a milestone for Elmore. It was the junior's 56th career game and he reached the 1,000-point club. The Charleston, W.Va., native became the fourth member on the team to reach the milestone, joining Ryan Taylor, Stevie Browning and Austin Loop.
- Elmore led C-USA with seven 10-assist games and he is the only player in the nation to have four games of 25 points and 10 assists. No other player in the nation had more than two games of 20 points and 10 assists.
- Elmore averaged a team and league-leading 20.3 points per game and 6.1 assists during the regular season, while also pulling down 4.4 rebounds per game. All of those were career-highs for the junior.

// TEAM NOTES

His 20.3 points per game were good for No. 31 in program history, tying James Kelly during the 2015-16 season.

- His 679 points are good for No. 7 in school history for an individual season. His 203 assists have made him the third student-athlete in school history to reach 200 assists in one season (Mike D'Antoni and Cornelius Jackson).
- Elmore became the first player since DeAndre Kane (2012-13) to reach 190 assists in a single season.
- According to Synergy on Feb. 15, 2017, Elmore was the sixth-most productive offensive player in the NCAA. The junior contributed 0.95 points per possession for the Herd, while his assists created 15.7 points a game. When you combine his assists, he is responsible for 35.7 points per game in Marshall's high-octane offense and 41.8 points per 40.
- This season, the Charleston, W.Va., native scored at least 20 points a career-high 17 times. That was good for No. 1 in C-USA.
- The junior recorded his first double-double of the season when he scored 27 points and had a career-high 12 assists at Chattanooga. He was the first Marshall player to collect at least 10 assists since he did so against Old Dominion (Feb. 25, 2016).
- Those 12 assists he dished out at Chattanooga are No. 13 in program history for single-game assists.
- Elmore was also one rebound shy of a triple-double, which would have made him the first player to do so since DeAndre Kane did so at Hofstra on Nov. 18, 2012. He had 33 points, 11 rebounds and 10 assists.
- The junior, native has also surpassed his previous career-high of 18 steals in a single season. He currently has 36 this season. Those steals are No. 31 in program history for an individual season.
- The Charleston, W.Va., native tied a career-high in points when he scored 35 points vs. Toledo (Dec. 10).
- Elmore had his first back-to-back double-double for the first time in his career and became the first Marshall player to do so since James Kelly did vs. Southern Miss (March 3) and UTEP (March 10).
- Elmore has also led Marshall in scoring for 14 out of 34 games this season.
- When the junior scored 22 points at FIU (Dec. 31) it marked his eighth game this season scoring at least 20 points, which surpassed his previous career-high of seven games of at least 20 points in a single season.
- Elmore's 26 points against Old Dominion (Jan. 5) were tied for the game-high, while he iced the game with his free throws at the end of the game to give Marshall the win.
- The junior collected another double-double against Charlotte (Jan. 7) when he scored 29 points and had 10 dimes.
- When Elmore made seven three-pointers against WKU (Jan. 21) it tied a career-high. It also marked the first time a Marshall player made at least seven three-pointers since Elmore's seven at UTSA on Feb. 6, 2016.
- The junior was one of the top game scorers in the country during the regular season (the scale upon which the player's game score is based is the same as points scored. If a player has a game score of 20, that is amazing, while a game score of 5 is average.) His 15.132 game score was No. 35 in the country.
- The Charleston, W.Va., native climbed up the record books in just 57 games played. He has 348 assists, which put him at No. 12 all-time in school history.
- The junior collected his fifth double-double of the season when he scored 12 points and collected 10 assists against UTSA (Jan. 26).

RT REACHING CAREER MILESTONES

- This season has been a career year of sorts for Ryan Taylor (Indianapolis), as he has made a climb in the school's record books and stands alone for different achievements.
- The senior earned his second ever All-Conference

MARSHALL VS. AP-RANKED OPPONENTS (65 GAMES, 7-60)

Date	Opponent	Rank	Result
Dec. 22, 2016	at Cincinnati	24	L, 93-91 (ot)
Dec. 27, 2015	at Maryland	4	L, 87-67
Dec. 17, 2015	vs. West Virginia (1)	20	L, 86-68
Jan. 8, 2015	Old Dominion	25	L, 72-51
Dec. 14, 2014	vs. West Virginia (1)	22	L, 69-66
Nov. 21, 2014	at Louisville	7	L, 85-67
Feb. 15, 2013	Memphis	22	L, 71-59
Dec. 15, 2012	vs. Cincinnati (1)	11	L, 72-56
Dec. 6, 2011	at Syracuse	3	L, 62-56
Jan. 19, 2011	vs. West Virginia (1)	21	W, 75-71
Jan. 5, 2011	at UCF	19	L, 65-58
March 2, 2010	UTEP	24	L, 80-76
Jan. 20, 2010	vs. West Virginia (1)	11	L, 68-60
Dec. 22, 2009	at North Carolina	10	L, 98-61
Jan. 12, 2008	Memphis	2	L, 68-45
March 8, 2007	at Memphis*	5	L, 92-71
Dec. 4, 2006	at Memphis	14	L, 78-59
Feb. 11, 2006	Memphis	3	L, 91-81
Jan. 25, 2006	vs. West Virginia (1)	9	W, 58-52
Jan. 7, 2006	George Washington	20	L, 79-73 (ot)
Dec. 1, 2003	vs. Kentucky (2)	10	L, 89-76
Nov. 16, 2001	at Kentucky	4	L, 90-73
Dec. 2, 2000	at Dayton	24	W, 67-65
Nov. 21, 2000	at Cincinnati	16	L, 79-75
Feb. 16, 1998	vs. West Virginia (1)	16	L, 71-58
Dec. 17, 1997	Wake Forest	23	W, 73-66
Dec. 30, 1996	at Clemson	6	L, 73-57
Dec. 19, 1995	vs. Kentucky (3)	4	L, 118-99
Dec. 30, 1994	at Wake Forest	18	L, 95-59
Dec. 27, 1994	at Kentucky	5	L, 116-75
Jan. 19, 1994	vs. West Virginia (1)	24	L, 79-67
Jan. 2, 1994	at North Carolina	2	L, 116-62
Feb. 23, 1991	East Tenn. State	13	W, 107-103 (ot)
Jan. 28, 1991	at East Tenn. State	12	L, 99-88
Dec. 27, 1990	vs. Indiana (4)	5	L, 91-67
Dec. 20, 1990	Virginia	19	L, 74-60
Dec. 6, 1990	at Pittsburgh	11	L, 105-75
Feb. 9, 1989	vs. West Virginia (1)	15	L, 81-73
March 12, 1987	vs. TCU**	19	L, 76-60
Nov. 29, 1985	vs. Oklahoma (5)	13	L, 81-70
March 15, 1985	vs. VCU***	11	L, 81-65
Dec. 28, 1983	vs. Georgetown (6)	5	L, 82-71
Dec. 29, 1980	at Maryland	9	L, 114-89
Jan. 8, 1979	at Louisville	16	L, 112-64
Feb. 1, 1978	Louisville	9	L, 85-69
Dec. 30, 1977	Detroit	20	L, 89-84
Feb. 24, 1977	at Detroit	16	L, 122-86
Jan. 15, 1977	at Louisville	13	L, 105-85
Dec. 1, 1976	at North Carolina	9	L, 90-70
March 11, 1972	vs. SW Louisiana****	9	L, 112-101
Dec. 28, 1971	at Marquette	2	L, 74-72
Dec. 18, 1971	St. John's	8	W, 110-107
Dec. 5, 1969	at Duquesne	11	L, 120-75
Feb. 1, 1968	vs. Houston (7)	1	L, 102-93
Jan. 24, 1966	at Loyola, Ill.	9	L, 92-68
Feb. 29, 1964	at Loyola, Ill.	10	L, 117-63
Jan. 3, 1963	at Loyola, Ill.	2	L, 103-58
Feb. 10, 1962	Bowling Green	8	L, 73-70
Jan. 20, 1962	at Bowling Green	9	L, 68-55
Dec. 16, 1961	at Cincinnati	2	L, 77-49
March 4, 1961	Cincinnati	3	L, 69-57
Feb. 13, 1960	Toledo	11	L, 65-48
Jan. 16, 1960	at Toledo	18	L, 63-51
Feb. 21, 1959	vs. St. Bonaventure (8)	14	L, 90-77
Dec. 22, 1958	Seattle	16	L, 91-80
Dec. 13, 1958	at Cincinnati	1	L, 106-86
Feb. 12, 1952	Western Kentucky	20	L, 87-82
Jan. 21, 1950	Louisville	19	W, 96-72

*Conference USA Tournament in Memphis, Tenn.

**NCAA Tournament in Charlotte, N.C.

***NCAA Tournament in Albuquerque, N.M.

****NCAA Tournament in Las Cruces, N.M.

(1) Charleston, W.Va. – Charleston Civic Center

(2) Cincinnati, Ohio – Riverfront Coliseum

(3) Louisville, Ky. – Freedom Hall

(4) Indianapolis, Ind. – Market Square Arena

(5) Honolulu, Hawaii – Blaisdell Arena

(6) Las Vegas, Nev. – Thomas & Mack Center

(7) New York, N.Y. – Madison Square Garden

(8) Buffalo, N.Y. – Buffalo Memorial Auditorium

Indicates 2015-16 opponents

// TEAM NOTES

- USA third team selection this season. He joined Jon Elmore, as the junior was a first team selection. They became the Herd first duo to earn All-Conference USA team selections since Damier Pitts and DeAndre Kane in 2012.
- Taylor was also a member of the C-USA All-Defensive Team, becoming the first Herd player since Dennis Tinnon (2012) to earn the honor.
 - The Indianapolis native's two honors helped him become the first player since Hassan Whiteside (2009-10) to earn a spot on both the all-conference team and the all-defensive team. Whiteside was a member of the C-USA second team and was named the league's Defensive Player of the Year in 2010.
 - When the Thundering Herd hosted MTSU on Feb. 17, it was a matchup between two of three players in the nation that have scored 1,000 points, pulled down 500 rebounds, dished out 200 assists, made 100 blocks and 100 steals. Those two were Marshall's Ryan Taylor and Middle Tennessee's Reggie Upshaw.
 - Marshall's contest between WKU on Feb. 11 made Taylor the second player in Herd history to score 1,600 points and pull down 900 rebounds, joining J.R. VanHoose (1998-02).
 - As it stands, Taylor has 1,772 points and 979 rebounds as of March 3.
 - His point total is good for No. 7 in school history, while his rebounds are No. 3 in the program.
 - Taylor is the first Marshall player since Slay to reach 1,700 career points.
 - The Indianapolis native stands alone, as he is the only player in school history with at least 1,700 points, 950 rebounds and 250 assists.
 - When Marshall hosted UAB (Feb. 16), Ryan Taylor pulled down seven rebounds. Those seven rebounds moved him to the top 10 in C-USA history. His 979 rebounds are No. 6 in league history. He just needs four more to reach No. 5.

RANKING THE HERD'S 2016-17 REGULAR SEASON

CATEGORY	C-USA	NCAA	NO.
Scoring Offense	1	6	86.4
Scoring Defense	14	--	85.2
Scoring Margin	6	--	+1.2
FT Percentage	4	69	.735
FG Percentage	6	--	.458
FG Percentage Def.	13	--	.466
3FG Percentage	3	82	.370
3FG Percentage Def.	9	--	.346
Total 3FG Made	1	11	10.0
Total 3FG Made	1	11	292
Total 3FG Attempts	1	10	840
Rebounding Offense	5	--	37.0
Rebounding Defense	14	--	42.1
Offensive Rebounds/Game	t-10	--	9.3
Defensive Rebounds/Game	2	30	27.7
Rebounding Margin	13	--	-5.1
Blocks/Game	4	--	3.9
Assists/Game	2	25	16.1
Steals/Game	5	--	6.3
Turnover Margin	6	--	+0.9
Assist/TO Ratio	3	34	+1.3

CATEGORY	PLAYER	C-USA	NCAA	NO.
Assists/Game	Jon Elmore	1	15	6.1
Rebounds/Game	Ryan Taylor	5	63	8.7
Def. Rebs/Game	Ryan Taylor	4	42	6.6
Double-Doubles	Ryan Taylor	3	t-39	12
Points/Game	Jon Elmore	1	31	20.3
Field Goal Pct	Ryan Taylor	10	--	.506
Steals/Game	Jon Elmore	13	--	1.2
3FG/Game	Austin Loop	1	16	3.2
Total 3FG Made	Austin Loop	1	19	99
3FG/Percentage	Austin Loop	2	15	43.8
FT Percentage	Jon Elmore	4	--	80.9
Assist/To Ratio	Jon Elmore	7	--	1.9

// CONFERENCE USA PLAYERS OF THE WEEK

- Conference USA names a Player of the Week and Freshman of the Week for men's basketball each Monday through March 8. The awards are selected by a media panel with one representative in each league city.
- Jon Elmore became the first player for Marshall to win the award during the 2016-17 season when he won it on Dec. 12.
- Stevie Browning won the award marking the first time C-USA honored two different players from the same school in the 2016-17 season.
- When Ryan Taylor won the award it marked the first time in school history where three players won C-USA Player of the Week honors in the same season.
- The trio became the second group in program history to earn player of the week honors since Skip Henderson, Tom Curry and Rodney Holden were named So-Con Players of the Week in the 1986-87 season.

PLAYERS OF THE WEEK

Nov. 16	Egor Koulechov, Rice
Nov. 21	Dominic Artis, UTEP
Nov. 28	JaCorey Williams, Middle Tennessee
Dec. 5	Marcus Evans, Rice
Dec. 12	Jon Elmore, Marshall
Dec. 19	JaCorey Williams, Middle Tennessee
Dec. 26	Stevie Browning, Marshall
Jan. 2	Reggie Upshaw, Middle Tennessee
Jan. 9	Ryan Taylor, Marshall
Jan. 16	William Lee, UAB
Jan. 23	Jon Davis, Charlotte
Jan. 30	Matt Willms, UTEP
Feb. 6	Justin Johnson, WKU
Feb. 13	Marcus Evans, Rice
Feb. 20	Paul Thomas, UTEP
Feb. 27	Quinton Campbell, Southern Miss
March 6	Egor Koulechov, Rice

FRESHMEN OF THE WEEK

Nov. 14	DaQuan Bracey, Louisiana Tech
Nov. 21	Byron Frohnen, UTSA
Nov. 28	Jailyn Ingram, Florida Atlantic
Dec. 5	Najee Garvin, Charlotte
Dec. 12	Deon Barrett, UTEP
Dec. 19	A.J. Lawson, North Texas
Dec. 26	Byron Frohnen, UTSA/Jalen Harris, Louisiana Tech
Jan. 2	Quentin Jackson Jr., Charlotte
Jan. 9	Giovanni De Nicola, UTSA
Jan. 16	DaQuan Bracey, Louisiana Tech
Jan. 23	DaQuan Bracey, Louisiana Tech
Jan. 30	Byron Frohnen, UTSA
Feb. 6	A.J. Lawson, North Texas
Feb. 13	Ryan Woolridge, North Texas
Feb. 20	Ryan Woolridge, North Texas
Feb. 27	A.J. Lawson, North Texas
March 6	Jalen Harris, Louisiana Tech

// 2016-17 GAME-BY-GAME LEADERS

OPPONENT	DATE	RESULT	PTS	REBS	ASTS	BLKS
N.C. CENTRAL	11/12	W, 81-69	Thompson, 20	Thompson, 10	Taylor, 5	Taylor, 3
MOREHEAD STATE	11/16	W, 85-77	Browning, 32	Taylor, 10	Elmore, 5	Elmore, Taylor, Penava, 2
WESTERN CAROLINA	11/19	W, 98-63	Elmore, 22	Thompson, 7	Browning, 8	Taylor, 2
JACKSON STATE	11/21	W, 71-61	Elmore & Thompson, 20	Thompson, 9	Elmore, 7	four players, 1
at Ohio State	11/25	L, 111-70	Elmore, 25	Thompson, 10	Elmore, 6	Browning, 1
OHIO	11/30	W, 98-88	Elmore, 28	Taylor, 11	Elmore, 5	Taylor, 3
at Eastern Kentucky	12/3	L, 89-80	Elmore & Taylor, 19	Nikolic, Penava, Taylor, 6	Elmore, 7	Loop, 1
at Chattanooga	12/6	L, 96-85	Elmore, 27	Elmore, 9	Elmore, 12	Taylor, 2
TOLEDO	12/10	W, 111-105 (ot)	Elmore, 35	Nikolic, 8	Elmore, 10	Taylor, 4
at Akron	12/17	L, 99-88	Browning, 31	Nikolic, 8	Elmore, 10	
WEST VIRGINIA WESLEYAN	12/19	W, 81-65	Browning, 21	Elmore, 7	Burks, 5	Nikolic, 2
at No. 24 Cincinnati	12/22	L, 93-91 (ot)	Browning, 28	Penava, 8	Elmore, 6	Penava, 2
at Pittsburgh	12/28	L, 112-106	Burks, 25	Taylor, 11	Elmore, 6	Taylor, 1
at FIU*	12/31	W, 94-70	Penava, 20	Penava, 8	Elmore, 6	Penava, 5
at Florida Atlantic*	1/2	W, 89-72	Taylor, 31	Taylor, 13	Browning, 5	Taylor and Penava, 1
OLD DOMINION*	1/5	W, 90-86	Elmore, 26	Taylor, 13	Elmore & Burks, 4	Taylor, 5
CHARLOTTE*	1/7	W, 110-93	Elmore, 29	Taylor, 14	Elmore, 10	Penava, 2
at Middle Tennessee*	1/12	L, 69-57	Taylor, 12	Taylor, 8	Browning, 2	Burks & Thompson, 2
at UAB*	1/14	L, 94-78	Taylor & Browning, 18	Taylor, 10	Elmore, 5	Taylor, 2
WKU*	1/21	W, 94-80	Elmore, 27	Taylor, 10	Elmore & Burks, 6	Taylor & Penava, 2
UTSA*	1/26	W, 92-71	Loop, 18	Taylor, 9	Elmore, 10	Penava, 3
UTEP*	1/28	L, 91-68	Thompson, 25	Thompson, 10	Elmore, 6	Taylor, 2
at Southern Miss*	2/2	L, 91-76	Elmore, 21	Taylor, 10	Browning, 4	Taylor, 2
at Louisiana Tech*	2/4	L, 94-90	Loop & Browning, 15	Thompson, 11	Elmore, 11	Penava & Taylor, 2
at WKU*	2/11	W, 84-79	Elmore, 32	Elmore, 9	Browning, 5	Taylor, Thompson, Penava, 1
UAB*	2/16	W, 74-59	Elmore, 25	Penava, 10	Elmore, 5	Penava & Thompson, 2
MIDDLE TENNESSEE*	2/18	L, 97-86	Burks, 27	Taylor, 13	Elmore & Taylor, 5	Taylor, 1
at Old Dominion	2/23	L, 86-65	Loop, 18	Elmore, 8	Taylor, 5	Loop, Penava & Taylor, 2
at Charlotte	2/25	W, 93-89	Browning, 27	Taylor, 13	Elmore, 7	Taylor, Browning & Burks, 1
RICE	3/2	L, 89-88	Elmore, 27	Taylor, 10	Elmore, 10	Burks, 2
NORTH TEXAS	3/4	W, 106-104	Taylor, 29	Taylor, 10	Elmore, 6	Taylor, 3
Florida Atlantic	3/8	W, 89-74	Browning, 22	Thompson, 11	Elmore, Browning & Burks, 5	Penava, 3
Old Dominion	3/9	W, 64-63	Browning, 24	Thompson, 11	Elmore, 4	Taylor, 5
Louisiana Tech	3/10	W, 93-77	Elmore, 21	Taylor, 11	Browning, 7	Penava, 3

MARSHALL'S LARGEST IN 2016-17

Lead	39, vs. Western Carolina (11/19/16)
Deficit	43, at Ohio State (11/25/16)
Margin of Victory	35, vs. Western Carolina (11/19/16)
Margin of Defeat	41, at Ohio State (11/25/16)
Halftime Lead	21, vs. UTSA (1/26/17)
Halftime Deficit	23, at Ohio State (11/25/16)
Deficit in Win	14, vs. Old Dominion (1/5/17)
Halftime Deficit in Win	4, vs. Old Dominion (1/5/17)
Lead in Loss	15, at No. 24 Cincinnati (12/22/16)
Halftime Lead in Loss	12, at Cincinnati (12/22/16)

2016-17 LED (TIED) THE TEAM IN...

	Pts.	Rebs.	Asts.	Stls.	Blks.
Allison	--	--	--	1	--
Bledsoe	--	--	--	--	--
Browning	9	--	7	9	3
Burks	2	--	3	2	3
J. Elmore	15	4	25	11	2
O. Elmore	--	--	--	--	--
Frampton	--	--	--	--	--
Kilgore	--	--	--	--	--
Loop	3	--	--	4	2
Mijovic	--	--	--	1	--
Nikolic	--	3	--	2	2
Penava	1	4	--	5	15
Taylor	5	18	3	8	22
Thompson	3	7	--	4	2
Williams	--	--	--	--	--

// TEAM NOTES

- Taylor had a career night when the Herd took on the FAU Owls. He scored a career-high 31 points and pulled down 13 rebounds.
- He doubled down on his effort the very next game when Marshall hosted Old Dominion on Jan. 5 when he collected his second consecutive double-double from 21 points and 13 rebounds. He also added a career-high five blocks.
- The senior collected his third consecutive double-double when he scored 24 points and pulled down a season-high 14 rebounds vs. Charlotte (Jan. 7).
- It was his first time to get three double-doubles in three consecutive games since Feb. 5-14, 2015.
- When Marshall took on Jackson State (Nov. 21), Taylor played in his 100th career game for the Thundering Herd.
- He became the first player to do so for Marshall since Shaquille Johnson (2008-12). Johnson ended his career having played a program-best 134 games.
- In that span, Taylor has played in 127 of those contests, which is tied for No. 2 in school history.
- Only 33 players in Marshall's history have reached 100 career games.
- Taylor leads Conference USA with 40 career double-doubles and is No. 3 in career double-doubles.
- The Indianapolis native averaged a near double-double through 18 games in league play. He scored 15.8 points and pulled down 9.7 rebounds.
- The senior has 53 blocks this season, which is a single-season career-high and good for No. 6 in program history.
- Taylor has cracked the top 10 in career blocked shots, tying Latece Williams with 99 on Jan. 21 against WKU. Taylor's 122 career blocked shots puts him at No. 7 in program history. He just needs one more to reach (Nigel Spikes (2009-13) at 123.

LOOOOOOOOP!

- When Marshall hosted UTEP on Jan. 28, former walk-on and senior guard Austin Loop (South Webster, Ohio) made history Marshall history at the 1:40 mark in the first half.
- Loop made a 3-pointer to become No. 1 all-time in career 3-pointers in school history. He surpassed former record holder Tamar Slay (1998-02), who had 251 in his career.
- As it stands the South Webster, Ohio native has made 289 3s in his career.
- Those 289 made threes have put the senior in the C-USA history books, as those shots are No. 4.
- The 283 3-pointers also have him ranked in the top 250 all-time in NCAA history.
- The South Webster, Ohio native was one of three players in the top 10 all-time list that had not played in at least 110 games at the time.
- Loop, by the way, attempted 35 fewer three-pointers than Slay. Loop's final three-pointer against WKU on Jan. 21 was his 600th in his career. Slay shot 650 3s.
- UTEP also marked the senior's 100th career game for the Thundering Herd. He joined the likes of

Hassan Whiteside, Marshall 2009-2010

2010 NBA Draft Round 2, Pick 33 overall: Sacramento Kings



// TEAM NOTES

- Ryan Taylor for active players that have made 100 appearances for Marshall. The last Marshall teammates that reached 100 games in the same season were Damier Pitts (2008-12) and Shaquille Johnson (2008-12).
- His 3.2 made threes a game topped C-USA and was No. 16 in the nation during the regular season.
- His 44.1 three-point field goal percent is No. 16 in the nation.
- Out of everyone in the top 10 for 3-point field goal percentage, only Weber State's Jeremy Senglin had attempted more 3-pointers than Loop. Senglin had attempted 255 3-pointers compared to Loop's 226.
- The South Webster, Ohio native's 102 total made three-pointers this season are 18th in the country.
- The senior is the second player in program history to make 100 3-pointers in a single season (Veney). Meaning, it is the first time in 20 years a player made 100 threes in a single season.
- From Nov. 19-21, he had back-to-back games of at least five three-pointers for the second time in his career. The last time he did so was on Dec. 12-14 in the 2015-16 season.
- He matched that feat with a streak from Feb. 2-11. The senior made at least five 3s in three consecutive games. That was the first time he has done so in his career.
- The renowned 3-point specialist collected his 1,000th and 1,001st point in a special way. When the Herd took on WKU on Feb. 11, Loop dunked his ball to reach the millennial mark. That is significant, because the senior has only took 77 2-point FGs in his career prior to that dunk. Out of those 77, he made 43 of those.
- Loop was also named the No. 100 player in ASN's top 100 players in the nation.
- 88.0 percent of Loop's points have come from three-point shots. All but 11 (245-of-256) of his FG attempts this season have come from behind the arc.
- Loop had a season-high 24 points at Akron (Dec. 17). The points came from a season-high seven FGs, five of which were from three-point land.
- The senior moved into the No. 2 all-time spot for three-pointers when he made five against WKU (Jan. 21).
- Loop is currently on pace to finish the season with 111 three-pointers this season. That would tie him for No. 2 all-time with Keith Veney.
- The senior is No. 3 in 3-pointers made in an

// SIGNING DAY

- The Marshall Thundering Herd welcomed four recruits in the 2017 signing class. They are center Iran Bennett (Raleigh, N.C./Hargrave Military Academy), guard Darius George (Staunton, Va./Robert E. Lee High School), guard Jarrod West (Clarksburg, W.Va./Notre Dame High School) and forward Tanner Robinette (Honaker, Va./Hargrave Military Academy).
- Bennett, a fringe three-star and four-star recruit, will join the Herd following a standout career at Hargrave's post-graduate program under head coach A.W. Hamilton. The 6-10, 325-pound center played a key role with the Hargrave team that went 47-1 and captured the 2016 Prep National Championship. The Raleigh, N.C., native averaged 11 points and eight boards per game in the 2015-16 season.
- Robinette, Bennett's teammate, is a 6-8 forward who spent time at Honaker High School before joining Hargrave's post-grad program. While at Honaker, Robinette scored 2,001 points and grabbed 1,500 rebounds through his career. In his senior season, he averaged 28 points, 16.6 rebounds and five blocks per game.
- West joins the Herd boasting an impressive pedigree. His father, Jarrod West Sr., played point guard for West Virginia University from 1994-98. The 5-11, 165-pound guard helped lead his high school, which is coached by his father, to the Class A state tournament last season. West has been selected to the Class A all-state first team in each of the two last seasons. As a junior, he averaged 25 points, five rebounds, five assists and four steals for his high school.
- George rounds out the list having played under head coach Jarrett Hatcher at Robert E. Lee. The 6-7, 185-pound, guard is currently No. 11 all-time scorer in Robert E. Lee history and is 13 points shy of the No. 10 spot. George has scored 1,128 points for his career, averaging 22.5 points per game. The Staunton, Va., native finished his junior season shooting 38 percent from the 3-point area, 58 percent of his field goals and scored more than 25 points in 11 different games.

// TEAM NOTES

- individual season in school history, surpassing his previous best of 86 made three-pointers in a single season. Coincidentally, Loop can now claim spots 3, and 7-8 on 3-point field goals made in an individual season.
- Loop was also one of the most efficient shooters in the nation during the regular season, as his 65.6 effective field goal percentage was No. 17 in the country.
- The senior also had one of the top true shooting percentages [points scored / 2(field goal attempts + (0.44 x free throw attempts))] in the nation, as his 67.3 true shooting percentage leads the Herd and is No. 22 in the nation.

THE THUNDERING HERD'S TROPHY CABINET

- Junior guard Jon Elmore (Charleston, W.Va.) and senior Forward Ryan Taylor (Indianapolis) were named to C-USA's All-Conference team. Elmore was named as a first team member, while Taylor earned third team honors. They became the Herd first duo to earn All-Conference USA team selections since Damier Pitts and DeAndre Kane in 2012.
- Elmore was named Conference USA's Player of the Week for the week of Dec. 12, senior guard Stevie Browning (Logan, W.Va.) was named C-USA's Player of the Week for the week of Dec. 26, and senior forward Ryan Taylor (Indianapolis) was named the C-USA Player of the Week for the week of Jan. 9.
- When Elmore and Browning won, it marked the first time two different players from the same team earned the honor this season, while no school in C-USA has had three different players earn the honor during the 2016-17 season.
- Marshall became the first C-USA school to have three players honored in the same year since Louisiana Tech's Alex Hamilton, Raheem Appleby and Kenneth "Speedy" Smith all received the award in the 2014-15 season.
- Browning and Elmore became first Marshall duo to win Player of the Week honors in the same season Keith Veney (1995-97) and John Brannen (1995-97) were named Southern Conference Players of the Week in the 1996-97 season.
- Taylor winning the honor marked the first time in school history where three Herd student-athletes won the award in a single season for C-USA.
- It marked the first time Elmore, Browning and Taylor have won the award in their careers and Elmore's

// 3-PT-O-METER

OPPONENT	DATE	ELMORE	BROWNING	BURKS	LOOP	TAYLOR	OTHER	TOTAL
N.C. CENTRAL	11/12	3	2	0	2	1	0	8
MOREHEAD STATE	11/16	1	4	0	2	0	0	7
WESTERN CAROLINA	11/19	3	1	0	5	0	2	11
JACKSON STATE	11/21	0	0	0	2	0	3	4
at Ohio State	11/25	4	1	0	5	0	3	13
OHIO	11/30	3	3	0	5	0	0	11
at Eastern Kentucky	12/3	3	1	0	3	0	6	12
at Chattanooga	12/6	3	1	0	2	0	4	10
TOLEDO	12/10	1	1	0	4	2	1	9
at Akron	12/17	3	4	0	5	0	0	12
WEST VIRGINIA WESLEYAN	12/19	2	3	1	0	0	4	10
at then-No. 24 Cincinnati	12/22	4	6	2	2	2	1	15
at Pittsburgh	12/28	0	2	5	2	1	0	10
at FIU*	12/31	4	1	1	4	0	1	11
at Florida Atlantic*	1/2	2	3	0	3	1	3	12
OLD DOMINION*	1/5	2	1	0	4	0	0	7
CHARLOTTE*	1/7	1	0	1	5	2	3	12
at Middle Tennessee*	1/12	2	0	0	2	0	1	5
at UAB*	1/14	2	3	1	1	1	2	10
WKU*	1/21	7	4	1	5	1	1	19
UTSA*	1/26	1	1	1	6	1	3	13
UTEP*	1/28	0	0	1	2	0	0	3
at Southern Miss*	2/2	1	2	1	5	0	0	9
at Louisiana Tech*	2/4	2	3	1	5	0	2	13
at WKU*	2/11	5	1	0	6	1	1	14
UAB*	2/16	4	0	1	0	2	0	7
MIDDLE TENNESSEE*	2/18	1	0	4	1	0	1	7
at Old Dominion	2/23	2	0	0	5	0	1	8
at Charlotte	2/25	0	5	0	1	2	0	8
RICE	3/2	1	4	1	1	1	0	8
NORTH TEXAS	3/4	4	2	1	4	0	0	11
Florida Atlantic	3/8	2	5	2	2	1	0	12
Old Dominion	3/9	1	1	0	1	0	0	4
Louisiana Tech	3/10	7	2	2	6	0	2	19
TOTAL		81	67	27	108	19	41	346

// 3-PT-O-METER

842

Number of consecutive games with a Marshall 3-pointer; the 12th longest streak among Division I men's basketball programs. Marshall's last game without a 3-point field goal was played Feb. 27, 1989, a 97-96 Southern Conference win over Appalachian State at the Henderson Center. The Herd went 0-of-2 from long range.

215

The number of 3-point shots the 2016-17 returning starters made during the 2015-16 season.

346

Number of 3-point shots the 2016-17 team has made.

148

The amount of 3-point shots the 304 Boyz (Stevie Browning and Jon Elmore) have combined for tis season.

CAREER STARTS AT MARSHALL

PLAYER	13-14	14-15	15-16	16-17	TOT	STRK	GMS
25 R. Taylor	29	32	33	31	125	23	127
35 A. Loop	0	32	33	34	99	99	112
2 S. Browning	-	-	32	33	66	6	66
33 J. Elmore	-	-	25	34	59	59	59
11 A. Penava	-	-	1	14	15	-	54
14 C. Burks	-	-	4	1	5	-	57
21 A. Nikolic	-	25	1	3	30	-	58
1 T. Thompson	-	-	-	20	20	15	54

// TEAM NOTES

was the first time a player for the Herd has won the award this season. The junior was the first Marshall player to be awarded the honor since James Kelly (2015-2016) was named Player of the Week during the week of Feb. 22, 2016.

- The Charleston, W.Va., native earned the honor for coming off a week where he averaged 31.0 points from 17-of-35 shooting (48.6 percent), 4-of-12 from 3-pointers (33.3 percent) and 24-of-30 from the line, while averaging 11 assists, 6.5 rebounds and one steal at Chattanooga (Dec. 6) and vs. Toledo (Dec. 10).
 - Browning averaged 24.5 points per game from 19-of-32 shooting (59.4 percent), going 9-of-12 (75.0 percent) from three-pointers and 2-of-2 (100.0 percent) from the free throw line against No. 24 Cincinnati (Dec. 22) and West Virginia Wesleyan (Dec. 19).
 - Taylor is coming off a week where he averaged a double-double (25.3 points and 13.3 rebounds), while also averaging 2.0 assists, 2.3 blocks and 1.3 steals in three games. He earned three straight double-doubles for the first time since Feb. 5-14, 2015.
 - The senior forward's efforts for that week also helped him earn American Sports Network and College Court Report's Player of the Week awards.
 - The Indianapolis native also became the program's very first recipient of the Oscar Robertson Player of the Week Award, as decided by the U.S. Basketball Writers' Association. Taylor was also the first C-USA player to ever win the award and the first player from a mid-major to win it during the 2016-17 season.
 - Taylor was also a member of the C-USA All-Defensive Team, becoming the first Herd player since Dennis Tinnon (2012) to earn the honor.
 - The Indianapolis native's two honor helped him become the first player since Hassan Whiteside (2009-10) to earn a spot on the both the all-conference team and the all-defensive team. Whiteside was a member of the C-USA Second Team and was named the league's Defensive Player of the Year in 2010.
 - Austin Loop earned CoSIDA All-Academic Honors for District II, becoming the first Herd player since J.R. VanHoose (1998-02) to be honored by the organization since 2002. Loop was the only player for C-USA to earn all district honors.
 - Loop and Elmore were also named to C-USA's All-Academic team. Loop became the first person in school history to earn the honor three times, while Elmore is the second person in school history to receive the honor multiple times. Marshall's two selections led the league.
- ### BURKS GIVING BENCH A BOOST
- Since sophomore guard C.J. Burks (Martinsburg, W.Va.) was declared eligible to play against West Virginia Wesleyan (Dec. 19), he has given the Marshall bench unit a huge boost.
 - The "sixth man" is averaging 9.6 ppg, 2.6 rebounds and 2.4 assists in 25.5 minutes per game.
 - His 27 points and 11 made field goals against Middle Tennessee on Feb. 18 were career-highs.
 - He scored a previous career-high 25 points against Pittsburgh (Dec. 28).
 - The Martinsburg, W.Va., native scored 15 points and dished out four assists against Old Dominion (Jan. 5). One of those assists found Ajdin Penava, who scored the game-winning layup in the 90-86 overtime victory.
 - Last season, Burks became the third player in Marshall history to win multiple C-USA Freshman of the Week honors.

ROOKIE RESERVES

- Freshmen Ky're Allison (Portsmouth, Ohio) and Phil Bledsoe (Wheeling, W.Va.) have given the 2016-17 Herd some added depth on the bench.
- Allison has played in 22 games, while Bledsoe has played in 16 games thus far.
- Bledsoe is averaging 2.6 points per game, 2.0 rebounds per game and 7.2 minutes so far this season. He hit his first three-pointer of the season against Jackson State

// TEAM NOTES

- (Nov. 21) and first field goal vs. Western Carolina (Nov. 19).
- Bledsoe tied his career-high of seven points from 2-of-3 shooting vs. Toledo (Dec. 10).
- The Wheeling, W.Va., native grabbed a career-high six rebounds vs. West Virginia Wesleyan (Dec. 19).
- Allison has served as a backup point guard. The Portsmouth, Ohio native is averaging 2.5 points, 0.6 assists and 0.8 rebounds, while averaging 8.8 minutes a game.
- The Portsmouth, Ohio native had a career-high 14 points and three rebounds at Eastern Kentucky (Dec. 3).

TERRIFIC THOMPSON

- Junior forward Terrence Thompson (Durham, N.C.) had his first career double-double with 20 points and 10 rebounds vs. the N.C. Central Eagles on Nov. 16.
- The Durham, N.C., native has had a breakout year this season after serving as the team's primary "sixth man" during the 2015-16 season, where he averaged 3.5 points per game, 3.5 rebounds per game and 0.4 assists per game.
- The junior is averaging 9.6 points per game and 6.5 rebounds, which are career-highs.
- The Durham, N.C., native is breaking out in the postseason as well. He has grabbed 11 rebounds in both C-USA Tournament games, tying a career high. He became the first person since Dennis Tinnon did so in 2012. He also had Marshall's first double-double during the tournament when he scored 10 points and pulled down 11 rebounds against Old Dominion (March 9). It was his third career double-double.
- Thompson had former career-highs in points (20) and field goals (seven), while tying a previous career-high in rebounds (10) when Marshall took on N.C. Central (Nov. 12).
- Thompson's previous career-high in points was 11 vs. UTEP on March 10, 2016, while his previous career-high in made field goals was three.
- The Durham, N.C., native almost repeated his career night when the Herd faced Jackson State (Nov. 21), where he tied his career-high of 20 points and grabbed nine rebounds.
- To add on to his almost repeat, he made a three-point shot (his first of the season) and tied a career-high when he collected two steals.
- The Durham, N.C., native tied a career-high when he grabbed 10 rebounds against Ohio State (Nov. 25) for the third time in his career.
- When Marshall played UAB (Jan. 14), Thompson scored 12 points. It was his first time to score in double figures since Jackson State. He also made a career-high two three-pointers.
- The junior scored a career-high 25 points and pulled 10 boards against UTEP on Jan. 28. Those 25 points came from a career-high nine field goals and 7-of-14 free throw attempts.

YUGOSLAVIAN YOUTH

- The international players have given the Herd more depth during the 2016-17 season.
- Penava and Nikolic filled in starters' roles in 15 straight games (Penava, 14; Nikolic, three). Nikolic started for senior forward Ryan Taylor at Ohio State, at Akron and vs. West Virginia Wesleyan, while Penava has started for Thompson vs. Ohio, at Eastern Kentucky, at Chattanooga, vs. Toledo, at Akron, vs. West Virginia Wesleyan, at then-No. 24 Cincinnati, at Pittsburgh, at FIU, at Florida Atlantic, vs. Old Dominion, against Charlotte, at Middle Tennessee and at UAB.
- Penava is having a career season, averaging 6.0 points per game and 4.0 rebounds, which are career-highs.
- The Bosnian scored a career-high 20 points and made a career-high five blocks, while tying a career-

// TEAM NOTES

- high eight rebounds at FIU (Dec. 31).
- He became the first Marshall player to have five blocks in a single game since Nigel Spikes (2009-13) blocked nine vs. UCF on Feb. 2, 2013.
- Penava had his first career double-double from 14 points and 10 rebounds when the Herd hosted UAB (Feb. 16).
- The sophomore scored the go-ahead layup in the 90-86 overtime victory against Old Dominion (Jan. 5).
- Penava had a then season-high 10 points vs. Ohio, and it was his first time to score double-digits since Dec. 6, 2015 against James Madison.
- Penava had a career-high 12 free throw attempts and made a career-high nine free throws when the Herd faced Morehead State (Nov. 16).
- Milan Mijovic's eight points at Akron were a career-high, surpassing his previous career-high of seven, which was obtained at UTSA (Feb. 6, 2016).

FAMILY REUNION

- This season Jon Elmore (Charleston, W.Va.) is joined by his brother Ot (Charleston, W.Va.), a Texas Rio Grande Valley transfer.
- It marks the first time two brothers have played for Marshall since Dan D'Antoni (1967-70) and Mike D'Antoni (1970-73) did so. No set of brothers have played for Marshall at the same time since before 1960 (information not available).
- The Elmore brothers are the first set of family members to play on the same Herd team together since cousins Tamar Slay (1998-02) and Monty Wright (1999-03) did so.
- During the beginning of the 2015-16 season junior Jon Elmore had to sit out for the first 10 games of the season due to transfer rules. In that span, Marshall went 2-8 to begin the season.
- When he was cleared by the NCAA the Herd finished 15-10 for the season and is now 30-23 overall with him as a starter.
- Ot averaged 2.7 points in 14.7 minutes over 20 games at Texas Rio Grande Valley. The Edinburgh, Texas-based Vaqueros of the Western Athletic Conference went 8-22 in their first season.
- The Elmore brothers are one of 17 sets of brothers currently playing together in the NCAA.
- The brothers are also one of two sets of brothers in C-USA, as Brandon Stith and B.J. Stith play for Old Dominion.
- When Ot Elmore made two 3-pointers against UTSA on Jan. 26, it marked the first time in Marshall history where two brothers scored in the same game.
- Ot Elmore's back-to-back 3-pointers means that every eligible player for the team has scored points for the Herd this season.

THIENEMAN'S TIME TO SHINE

- Since making his collegiate debut vs. Western Carolina (Nov. 19) redshirt freshman Christian Thieneman (Louisville, Ky.) has become a big contributor to the Marshall Thundering Herd's bench unit.
- The Louisville, Ky., native has received playing time 20 times this season and has made his presence known.
- The freshman scored a career-high 10 points and pulled down a career-high seven rebounds in 13 minutes of play at Florida Atlantic (Jan. 2). It was the first time in his career where his point total reached double figures.
- From FIU (Dec. 31) to Charlotte (Jan. 7) he saw action for at least 10 minutes in four consecutive games for the first time in his career.
- Thieneman has gone on to grab at least one rebound in each game he has played in this season.
- The Louisville, Ky., native pulled down five rebounds and tied a career-high 17 minutes of play against Old

// TEAM NOTES

Dominion.

THE HERD'S HISTORIC DAY

- When the Thundering Herd welcomed the WKU Hilltoppers on Jan. 21, it reached a few milestones in school and conference history.
- Marshall made 19 three-pointers, which tied a school record set against Morehead State on Dec. 14, 1996. In that game, Keith Veney (1995-97) hit an NCAA record for threes in single-game with 15. That record still stands to this day.
- The 19 threes also tied a C-USA record, which was set by Louisville when it took on USF on Feb. 1, 2002.
- Those 19 three-pointers also came from a program-best 41 attempts. The 41 other time MU reached 41 attempts was in the game against Morehead State.
- Those 41 attempts are tied for No. 3 all-time in C-USA.

HOME SWEET HENDERSON CENTER

- Since Marshall joined C-USA in 2005-06, the Herd is 135-56 (.710) at Cam Henderson Center.
- The 2015-16 Herd posted its most C-USA home wins (7-2) since joining the league in 2005-06.
- Including this season, the Herd has won 10 or more games at home in nine of the last 10 seasons, as well as in 25 of the 35-year history of the Henderson Center.
- Marshall's last losing record at home came during its last season in the MAC (2004-05), when the Herd went 4-8 (6-22 overall).
- When Marshall defeated WKU on Jan. 21, it marked the 11th consecutive win at the Henderson Center.
- The 12-game winning-streak was the longest winning-streak the Herd had at home under Dan D'Antoni.
- Marshall opened the 2016-17 season with a 11-0 record at home before suffering its first home loss of the season against UTEP (Jan. 28).
- The last time the Herd won 10 consecutive home games to open the season was in the 2009-10 season, which won 10 straight home games before suffering its first loss at home.
- Marshall's 12-game winning streak when playing at home. It was the first time it has achieved that feat since Feb. 7, 2009-Jan. 16, 2010.
- Marshall is shooting 36.0 percent from 3-point range at home, and boasts a margin of victory of 11.2 points at the Henderson Center.
- Marshall is doing well in terms of attendance. Its average attendance of 5,860 is No. 3 in C-USA, trailing only Old Dominion and UTEP. That attendance is the best under head coach Dan D'Antoni. In 15 years, that is the second-best attendance rate the program has had, trailing only the 2011-12 team (6,150).

GUESS WHO'S BACK

- The Herd returns 10 letterwinners and four starters to its 2016-17 roster. Additionally, graduate transfer Ot Elmore (Texas Rio Grande Valley) is immediately eligible to play.
- Marshall will also welcome back Aleksa Nikolic (Pancevo, Serbia), who sustained an injury early in the 2015-16 campaign and had to sit out for the season.
- Christian Thieneman (Louisville, Ky.) is also eligible to play after redshirting his freshman season.
- Of the 17 players on the roster, only Wake Forest transfer Rondale Watson (Lewisburg, W.Va.) is not eligible to play for the Herd this season, due to transfer rules.

HOME COOKIN'

Nine members of the Herd call the Mountain State home, including head coach Dan D'Antoni (Mullens) and assistant Mark Cline (Williamson). Among the group are the two of the last three Evans Award winners for the

// TEAM NOTES

West Virginia boy's basketball player of the year in Jacob Kilgore (2015) and Jon Elmore (2014). Cline won the award in 1983, and the Elmore's father, Gay, did in 1982. Other notable Evans Award winners include Randy Moss (1994, 1995), Tamar Slay (1998), O.J. Mayo (2007) and Aaron Dobson (2009).

- Phil Bledsoe | Freshman F/G | Wheeling
- Stevie Browning | Senior G | Logan
- C.J. Burks | Sophomore G | Martinsburg
- Jon Elmore | Junior G | Charleston
- Ot Elmore | Junior G | Charleston
- Jacob Kilgore | Freshman F | Huntington
- Rondale Watson | Junior G | Lewisburg

STIFF COMPETITION

Marshall's 2016-17 non-conference schedule featured some impressive competition. It finished non-conference play with the third highest RPI among C-USA schools, trailing Middle Tennessee and Old Dominion. Marshall had its best non-conference record in the Dan D'Antoni era, having finished non-conference play 7-6 for the first time in his tenure. The Herd faced four schools that have made it to March Madness and two schools that have made it to the National Invitational Tournament within the last two years. They were:

- vs. N.C. Central | Nov. 12 | 2015 NIT team
- at Ohio State | Nov. 25 | 2015 March Madness team/2016 NIT team
- at Chattanooga | Dec. 6 | 2016 March Madness team
- at Akron | Dec. 17 | 2016 NIT team
- at then-No. 24 Cincinnati | Dec. 22 | 2015 & 2016 March Madness team
- at Pittsburgh | Dec. 28 | 2016 March Madness team

PRESEASON AWARDS

- Senior forward Ryan Taylor (Indianapolis) and Junior guard Jon Elmore (Charleston, W.Va.) were named to the 2016-17 Preseason All-Conference USA team.
- It is Ryan Taylor's second consecutive year of receiving the recognition.
- It was the first time two Herd players were named to the preseason team since DeAndre Kane (2010-13) and Dennis Tinnon (2011-13) did so in 2012.
- Marshall was also picked to finish fourth in C-USA.

STUDENT ATHLETES

- Junior Jon Elmore (Charleston, W.Va.) and senior Austin Loop (South Webster, Ohio) claimed two of the five spots on the 2015-16 C-USA Men's Basketball All-Academic Team. The awards were the most for the Herd in a single season. The accolade was the first of Elmore's career, and Loop is the first repeat winner in Herd history, after earning the honor last season. The only other winners in Marshall's 11-season history in C-USA are Johnny Thomas (2010-11) and Adam Williams (2008-09).
- Three of the student-athletes are also pre-med students (Terrence Thompson, Jacob Kilgore and Austin Loop).
- Loop isn't merely a student of basketball; he's an all-around student and one of the finest in Conference USA. Last season, he was Marshall's first repeat member of the league's All-Academic Team, and he carries a 3.69 GPA.
- Currently the senior is working on a project to analyze free throw mechanics for his capstone project. He wants to see if fatigue plays into more missed free throws.
- Loop's majors are in exercise physiology and biomechanics.
- Loop earned CoSIDA All-Academic Honors for District II, becoming the first Herd player since J.R. VanHoose (1998-02) to be honored by the organization since 2002. Loop was the only player for C-USA to earn all district honors.

// TEAM NOTES

FLEX ZONE

- During the offseason several players made gains in the weight room thanks to former Director of Strength & Conditioning Joe Varga (Central Connecticut State '06).
- The most notable gains are Stevie Browning (177, in 2015-16 to 188), Jacob Kilgore (177, in 2015-16 to 191), Ajdin Penava (200, in 2015-16 to 222) and Aleksa Nikolic (206, in 2015-16 to 221).

HOLIDAY ROAD

- When Marshall traveled to Ohio State (Nov. 25) it began a more festive road trip, as it was the first of three games during three different holiday seasons.
- The Herd was on the road for Ohio State during Thanksgiving.
- It traveled to Cincinnati to take on the Bearcats on Dec. 22 during Christmas season. Marshall returned from Christmas break to travel to Pittsburgh to face the Panthers on Dec. 28.
- Marshall closed out its holiday schedule when it took on the FIU Panthers on New Year's Eve.
- The Herd played six of its eight games in December on the road as well.
- Those six true away games are the most that Marshall has played in the month of December since the 1944-45 season, which featured seven away games.
- The last time the Herd played six times away from home in the month of December was the 1952-53 season, which featured two away games and four games at neutral sites. The 1952-53 team went 4-2 in those six games.
- Marshall traveled 268 miles for Thanksgiving, 298 miles to go to Christmas break, 558 miles to return from Christmas break and 2,087 miles for New Year's Eve, for a combined total of 3,211 miles for the holidays.
- For its away games in December, the Herd traveled 4,441 miles total (to and from each school's location combined).

FAMILIAR FOES

- The 2016-17 season has been a reunion of sorts for Marshall. During the non-conference schedule of the 2016-17 the Herd will play five former conference foes.
- The opponents were representatives of the Southern Conference (Marshall was a member from 1976-97) and the Mid-American Conference (1954-69 and 1997-05).
- The opponents are Western Carolina (So-Con), Ohio (MAC), Chattanooga (So-Con), Toledo (MAC) and Akron (MAC).
- It marks the most former conference opponents Marshall has played in its non-conference schedule since leaving the MAC in 2005.

// RECORDS WATCH

CAREER RECORDS

POINTS (MIN. 1,000)	
6.	Tamar Slay (1998-02) 1,792
7.	Ryan Taylor (2013-present) 1,772
8.	George Stone (1965-68) 1,723
9.	Leo Byrd (1956-59) 1,696
10.	LaVerne Evans (1980-84) 1,611
11.	George Washington (1978-82) 1,593

3-POINT FIELD GOALS MADE (MIN. 65)

1.	Austin Loop (2013-present) 289
2.	Tamar Slay (1998-02) 251
3.	Keith Veney (1995-97) 241
4.	Joda Burgess (1997-01) 210
5.	Damier Pitts (2008-12) 201

3-POINT FIELD GOALS ATTEMPTED (MIN. 200)

1.	Austin Loop (2013-present) 702
2.	Tamar Slay (1998-02) 650
3.	Damier Pitts (2008-12) 605
4.	Keith Veney (1995-97) 564

3-POINT FIELD GOALS PERCENTAGE (MIN. 100 attempts)

1.	Brett Vincent (1990-91) 43.6%
2.	Keith Veney (1995-97) 42.7%
3.	Skip Henderson (1984-88) 41.4%
4.	Scott Williams (1988-90) 41.3%
5.	Austin Loop (2013-present) 41.0%

FIELD GOALS MADE

8.	Tamar Slay (1998-02) 626
9.	Ryan Taylor (2013-present) 614
10.	LaVerne Evans (1980-84) 612
11.	Tom Curry (1984-88) 611
12.	Leo Byrd (1956-59) 593

FIELD GOALS ATTEMPTED

9.	DeAndre Kane (2010-13) 1,263
10.	Ryan Taylor (2013-present) 1,257
11.	LaVerne Evans (1980-84) 1,244
12.	Damier Pitts (2008-12) 1,197
13.	J.R. VanHoose (1998-02) 1,185
14.	Tom Langfitt (1963-66) 1,158

FIELD GOALS PERCENTAGE

20.	Ryan Taylor (2013-present) 48.7%
21.	Greg Young (1976-81) 48.61%
	Earl Williams (1974-76) 48.4%
23.	Mark Patton (2002-06) 48.2%
	Malik Hightower (1991-95) 48.2%

REBOUNDS

2.	J.R. VanHoose (1998-02) 1,086
3.	Ryan Taylor (2013-present) 982
4.	Bob Burgess (1959-62) 973
5.	Bob Allen (1965-68) 919
6.	Russell Lee (1969-72) 863
7.	Rodney Holden (1984-88) 812
8.	Dave Smith (1968-71) 789

ASSISTS

10.	A.W. Hamilton (2002-05) 411
11.	Travis Young (1997-01) 349
12.	Jon Elmore (2015-present) 348
13.	Shaquille Johnson (2008-12) 300

STEALS

18.	Carlton King (1995-99) 110
	Malik Hightower (1991-95) 110
20.	A.W. Hamilton 107
	Ryan Taylor (2013-present) 107

BLOCKED SHOTS

6.	Nigel Spikes (2009-13) 123
7.	Ryan Taylor (2013-present) 122
8.	Mark Patton (2002-06) 111
9.	Tyler Wilkerson (2006-10) 103
10.	Tyrone Phillips (1989-93) 102

FREE THROWS MADE

3.	J.R. VanHoose (1998-02) 472
4.	Ryan Taylor (2013-present) 446
5.	Skip Henderson (1984-88) 441
6.	LaVerne Evans (1980-84) 389
7.	Damier Pitts (2008-12) 384
8.	Charlie Slack (1952-56) 381
9.	Walt Walowac (1950-54) 365

FREE THROWS ATTEMPTED

1.	John Taft (1987-91) 734
2.	Ryan Taylor (2013-present) 660
3.	Leo Byrd (1956-59) 637
4.	J.R. VanHoose (1998-02) 630

SEASON RECORD

3-POINT FIELD GOALS MADE	
2.	Keith Veney (1995-96) 111
3.	Austin Loop (2016-17) 108
4.	Ronald Blackshear (2002-03) 98
5.	Tamar Slay (1999-00) 93
6.	Ronald Blackshear 2002-03) 88
7.	Austin Loop (2015-16) 86
8.	Austin Loop (2014-15) 84

ASSISTS

3.	Cornelius Jackson (1990-00) 218
4.	Jon Elmore (2016-17) 203
5.	Greg White (1997-78) 198
	DeAndre Kane (2012-13) 195
6.	Joe Hickman (1974-75) 192
7.	Sam Henry (1981-82) 190
	Mike D'Antoni (1970-71) 190

CONFERENCE USA - INDIVIDUAL

POINTS

12.	DeMarch Johnson (Cha.) 1,763
13.	Ryan Taylor 1,753
14.	Jobey Thomas (Cha.) 1,737
14.	Alex Hamilton (La. Tech) 1,722

3-POINT FIELD GOALS MADE (MIN. 65)

4.	Austin Loop (2013-present) 288
5.	Rodney Carney (MEM) 287
6.	Travis Diener (MOT) 284
7.	Robert Nyakundi (SMU) 267
8.	Field Williams (CIN) 262
9.	Robert McKiver (HOU) 261

Rebounds

5.	Jerome Jordan (TLS) 983
6.	Ryan Taylor 979
6.	Arsaian Kazemi (Rice) 963
7.	Robert Dozier (Memphis) 961
9.	B.B. Waldon (USF) 928
10.	Papa Dia (SMU) 911

// THE LAST TIME MARSHALL...

TEAM WON/LOST

PLAYED RANKED TEAM	12/22/16, at No. 24 Cincinnati (L, 93-91 ot)
BEAT RANKED TEAM	1/19/11, vs. No. 21 West Virginia (75-71, in Charleston, W.Va.)
PLAYED TOP 10 TEAM	12/27/15, vs. No. 4 Maryland (L, 87-67)
BEAT TOP 10 TEAM	1/25/06, vs. No. 9 West Virginia (58-52, in Charleston, W.Va.)
PLAYED TOP 5 TEAM	12/27/15, vs. No. 4 Maryland (L, 87-67)
BEAT TOP 5 TEAM	Never
BEAT POWER CONFERENCE TEAM	11/25/11, at Cincinnati (Big East) (73-69)
BEAT POWER CONFERENCE TEAM (ROAD)	11/25/11, Cincinnati (Big East) (73-69)
WON IN OVERTIME	1/5/17, Old Dominion (90-86)
LOST IN OVERTIME	12/22/16, at No. 24 Cincinnati (L, 93-91)
PLAYED DOUBLE OVERTIME	11/18/12, vs. Hofstra (L, 103-100 2OT)
PLAYED TRIPLE OVERTIME	3/8/12, vs. Tulsa (W, 105-100 3OT)
WON C-USA (ROAD)	2/25/17, at Charlotte (93-89)
WON C-USA TOURNAMENT GAME	3/10/17, vs. Louisiana Tech (93-77)
WON NON-CONFERENCE (ROAD)	11/25/11, at Cincinnati (73-69 OT)
WON NON-CONFERENCE (NEUTRAL)	12/21/15, vs. Wyoming (90-82)
LOST C-USA (HOME)	3/2/17, vs. Rice (89-88)
LOST NON-CONFERENCE (HOME)	12/4/15, vs. Akron (75-65)

TEAM SCORING

SCORED 100+	3/4/17, vs. North Texas (106)
SCORED 100+ (REGULATION)	3/4/17, vs. North Texas (106)
SCORED 100+ (D-I OPPONENT)	3/4/17, vs. North Texas (106)
ALLOWED 100+	3/4/17, vs. North Texas (104)
SCORED 90+	3/10/17, vs. Louisiana Tech (93)
ALLOWED 90+	3/4/17, vs. North Texas (104)
SCORED 80+	3/10/17, vs. Louisiana Tech (93)
SCORED 80+ (C-USA)	3/10/17, vs. Louisiana Tech (93)
SCORED 60+ IN A HALF	3/4/17, vs. North Texas (61)
SCORED 50 OR LESS	3/11/15, vs. WKU (49)
ALLOWED 50 OR LESS	11/16/14, vs. Savannah State (47)
SCORED 40 OR LESS	2/4/06, at Tulane (36)
ALLOWED 40 OR LESS	12/3/09, vs. Salem International (35)

TEAM SHOOTING

SHOT 60%+ FG	12/10/16, vs. Toledo (62.7%, 42-67)
SHOT 55%+ FG	12/31/16, at FIU (57.6, 34-59)
SHOT 70%+ FROM 3PT	3/6/04, vs. Miami (Ohio) (77.8%, 7-9)
SHOT 0.0% FROM 3PT	2/27/89, vs. Appalachian State (0-2)
SHOT 95%+ FROM FT	2/16/11, vs. Rice (95.8%, 23-24)
OPP SHOT 60%+ FG	3/4/17, vs. North Texas (60.6%, 43-71)
OPP SHOT 55%+ FG	3/4/17, vs. North Texas (60.6%, 43-71)
OPP SHOT 50%+ FROM 3PT	1/5/17, vs. Old Dominion (56.3%, 9-16)
OPP SHOT 0.0% FROM 3PT	12/19/12, vs. Savannah State (0-7)

TEAM REBOUNDING

50+ REBOUNDS	1/2/17, at Florida Atlantic (51)
OPP 50+ REBOUNDS	3/2/17, vs. Rice (53)

TEAM ASSISTS, TURNS, BLOCKS, STEALS

25+ ASSISTS	3/4/17, vs. North Texas (27)
20+ ASSISTS	3/4/17, vs. North Texas (27)
5 OR FEWER TURNS	2/11/12, vs. East Carolina (5)
4 OR FEWER TURNS	1/17/83, vs. Furman (4)
25+ TURNS	11/17/13, at Morehead State (26)
30+ TURNS	1/23/13, at Southern Miss (31)
10+ BLOCKS	2/2/13, vs. UCF (14)
15+ STEALS	1/3/16, vs. WKU (15)
10+ STEALS	12/3/16, at ECU (10)
OPP 25+ ASSISTS	1/14/17, at UAB (25)
OPP 10+ BLOCKS	1/5/11, vs. UCF (11)
OPP 15+ STEALS	1/23/13, vs. Southern Miss (20)

INDIVIDUAL SCORING

PLAYER 40+ POINTS	3/8/12, DeAndre Kane vs. Tulsa (40)
PLAYER 30+ POINTS	2/11/17, Jon Elmore at WKU (32)
PLAYER 8+ 3-POINTERS	12/12/15, Austin Loop vs. Eastern Kentucky (8)
PLAYER 7+ 3-POINTERS	2/6/16, Jon Elmore at UTSA (7)
PLAYER 15+ FTS	3/5/16, Jon Elmore vs. Southern Miss (15)
SIX PLAYERS 10+ POINTS	2/4/17, at La. Tech
	Ryan Taylor (14), Stevie Browning (15), Jon Elmore (14)
	Austin Loop (15), Ajdin Penava (12), C.J. Burks (14)
FIVE PLAYERS 10+ POINTS	3/10/17, vs. Louisiana Tech
	Ryan Taylor (19), Jon Elmore (21), C.J. Burks (11), Stevie Browning (18), Austin Loop (18)
TWO DOUBLE-DOUBLES IN ONE GAME	3/2/17, vs. Rice
	Ryan Taylor (13 points, 10 rebounds) Jon Elmore (27 points, 10 assists)
PLAYER DOUBLE-DOUBLE PTS/ASSTS	3/2/17, Jon Elmore vs. Rice, 27 points/10 assists
PLAYER 20/20	2/18/16, James Kelly vs. Charlotte (27/23)
PLAYER TRIPLE-DOUBLE	11/18/12, DeAndre Kane at Hofstra (33pts, 11 rebs, 10 asts)
OPP 50+ POINTS	2/27/60, Jim Darrow, Bowling Green (52)
OPP 40+ POINTS	3/5/16, Kourtlin Jackson, Southern Miss (40)
OPP 30+ POINTS	2/4/17, Erik McCree, Louisiana Tech (30)
OPP 10+ 3-POINTERS	3/6/00, Jason Stewart, Miami (Ohio) (10)
OPP 8+ 3-POINTERS	1/21/16, Andrien White, Charlotte (8)
OPP 10+ FTS	12/28/16, Michael Young at Pittsburgh (13)

INDIVIDUAL REBOUNDING

PLAYER 20+ REBOUNDS	2/18/16, James Kelly vs. Charlotte (23)
PLAYER 15+ REBOUNDS	2/18/16, James Kelly vs. Charlotte (23)
OPP 20+ REBOUNDS	1/21/16, Joseph Uchebo, at Charlotte (21)
OPP 15+ REBOUNDS	11/30/16, Antonio Campbell, vs. Ohio (16)

INDIVIDUAL ASSISTS, BLOCKS, STEALS

PLAYER 15+ ASSISTS	12/30/99, Cornelius Jackson vs. Central Michigan (15)
PLAYER 10+ ASSISTS	3/2/17, Jon Elmore vs. Rice (10)
PLAYER 7+ BLOCKS	2/2/12, Nigel Spikes vs. UCF (9)
PLAYER 6+ BLOCKS	2/2/12, Nigel Spikes vs. UCF (9)
PLAYER 5+ BLOCKS	3/9/17, Ryan Taylor vs. Old Dominion (5)
PLAYER 7+ STEALS	12/15/99, Travis Young vs. Rio Grande (7)
PLAYER 6+ STEALS	11/26/13, Chris Thomas vs. Western Kentucky (6)
PLAYER 5+ STEALS	1/4/15, Tamron Manning at Akron (5)
OPP 15+ ASSISTS	1/5/13, D.J. Cooper, Ohio (17)
OPP 10+ ASSISTS	1/16/16, Max Guercy, Rice (12)
OPP 5+ BLOCKS	11/27/10, Terrence Jennings, Louisville (6)
OPP 5+ STEALS	12/17/15, Daxter Miles, Jr., No. 20 West Virginia (5)

QUOTEABLE

"Marshall right now is playing like one of the best offensive teams in college basketball. I think they spread it around. They're playing well, had a great crowd, great atmosphere...The league is good. We need Marshall to be good in basketball. We do. We need more teams to play at a high level. It just makes our league better, and I think we all know that."

- Kermit Davis, Middle Tennessee head coach (Jan. 29, 2016)

"Marshall was a tough team for us to match up with. The big guys can handle it and drive it, first half we had a hard time guarding them."

- Mark Turgeon, Maryland head coach (Dec. 27, 2015)

"They're a good team. They can really shoot the basketball and spread the floor."

- Dan Majerle, Grand Canyon head coach (Dec. 22, 2015)

"Marshall is a very dangerous team. They play like a pro team and spread you out, and they have two guys who could start on any team in our league. We just couldn't shake them, and we had opportunities. When the game got tight, we finally made some shots and that was probably the key to the game."

- Keith Dambrot, Akron head coach (Dec. 4, 2015)



0

CHRISTIAN THIENEMAN

REDSHIRT FRESHMAN | F | 6-5 | 208

LOUISVILLE, KY | TRINITY HS

2016-17 Season Highlights

- Made his collegiate debut vs. Western Carolina (Nov. 19).
- Scored four points and made one 3-pointer in 12 minutes of play vs. Charlotte (Jan. 7). Also pulled down three rebounds.
- Pulled down five rebounds in a career-tying 17 minutes of action vs. Old Dominion (Jan. 5).
- His 10 points and seven rebounds at Florida Atlantic (Jan. 2) were career-highs. His 10 points came from 4-of-7 shooting and 2-of-4 three-pointers. Also dished out an assist and made a steal.
- Scored seven points vs. West Virginia Wesleyan (Dec. 19), while playing a career-high 17 minutes. Also made his first career-three-pointer and two FGs. Went 2-for-2 from the free throw line and pulled down two rebounds.
- Grabbed three rebounds (one offensive, two defensive) vs. Western Carolina.
- Grabbed a rebound in six minutes of play at Ohio State (Nov. 25).
- Pulled down a rebound at Akron (Dec. 17). Also saw seven minutes of play.

// SEASON STATS

Opponent	Date	gs	min	Total		3-Pointers		Free throws		Rebounds				pf	a	t/o	blk	stl	pts	avg
				fg-fga	pct	3fg-fga	pct	ft-fa	pct	off	def	tot	avg							
WESTERN CAROLINA	11/19/16	9	0-0	.000	0-0	.000	0-0	.000	0-0	.000	1	2	3	3.0	1	0	1	0	0	0.0
at Ohio State	11/25/16	6	0-0	.000	0-0	.000	0-0	.000	0-0	.000	0	1	1	2.0	0	0	0	0	0	0.0
at AKRON	12/17/16	7	0-2	.000	0-2	.000	0-0	.000	0-0	.000	0	1	1	1.7	0	0	0	0	0	0.0
W.VA. WESLEYAN	12/19/16	17	2-4	.500	1-3	.333	2-2	1.000	1	1	2	1.8	2	0	0	0	0	7	1.8	
at Cincinnati	12/22/16	7	0-0	.000	0-0	.000	0-0	.000	1	1	2	1.8	0	0	0	0	0	0	1.4	
at Pitt	12/28/16	7	0-2	.000	0-2	.000	0-0	.000	0	2	2	1.8	2	1	0	0	0	0	1.2	
at FIU	12/31/16	15	1-1	1.000	0-0	.000	0-0	.000	0	1	1	1.7	2	1	0	0	0	2	1.3	
at FAU	1/2/2017	13	4-7	.571	2-4	.500	0-0	.000	1	6	7	2.4	3	1	0	0	1	10	2.4	
OLD DOMINION	1/5/2017	17	0-0	.000	0-0	.000	0-0	.000	1	4	5	2.7	0	0	1	0	0	0	2.1	
CHARLOTTE	1/7/2017	12	1-2	.500	1-2	.500	1-2	.500	0	3	3	2.7	1	0	1	0	0	4	2.3	
at Middle Tennessee	1/12/17	8	0-0	.000	0-0	.000	0-2	.000	0	1	1	2.5	1	0	0	0	0	0	2.1	
at UAB	01/14/17	2	0-0	.000	0-0	.000	0-0	.000	0	0	0	2.3	0	0	0	0	0	0	1.9	
WKU	01/21/17	9	0-1	.000	0-0	.000	0-0	.000	1	2	3	2.4	0	0	0	0	0	0	1.8	
UTSA	1/26/17	9	0-1	.000	0-0	.000	0-0	.000	0	1	1	2.3	1	0	0	0	0	0	1.6	
at Southern Miss	02/02/17	4	0-0	.000	0-0	.000	0-0	.000	0	1	1	2.2	1	0	2	0	0	0	1.5	
at LA Tech	2/4/17	6	1-1	1.000	0-0	.000	0-0	.000	0	2	2	2.2	1	0	0	0	0	2	1.6	
at ODU	2/23/17	3	0-1	.000	0-1	.000	2-2	1.000	0	0	0	2.1	0	0	0	0	0	2	1.6	
NORTH TEXAS	3/4/17	4	0-0	.000	0-0	.000	0-0	.000	0	0	0	1.9	0	0	0	0	0	0	1.5	
vs Florida Atlantic	03/08/17	5	0-1	.000	0-1	.000	0-0	.000	0	0	0	1.8	1	0	0	0	0	0	1.4	
Totals		0	160	9-23	.391	4-15	.267	5-8	.625	6	29	35	1.8	16	3	5	0	1	27	1.4

Games played: 19
 Minutes/game: 8.4
 Points/game: 1.4
 FG Pct: 39.1
 3FG Pct: 26.7
 FT Pct: 62.5

Rebounds/game: 1.8
 Assists/game: 0.2
 Turnovers/game: 0.3
 Assist/turnover ratio: 0.6
 Steals/game: 0.1

THIENEMAN'S 2016-17 HIGHS

Points
 S: 10, at Florida Atlantic, 1/2/17
 C: Same

Field Goals Made
 S: 4, at Florida Atlantic, 1/2/17
 C: Same

Field Goals Attempted
 S: 7, at Florida Atlantic, 1/2/17
 C: Same

3PT Field Goals Made
 S: 2, at Florida Atlantic, 1/2/17
 C: Same

3PT Field Goals Attempted
 S: 4, at Florida Atlantic, 1/2/17
 C: Same

Free Throws Made
 S: 2, vs. West Virginia Wesleyan, 12/19/16
 C: Same

Free Throws Attempted
 S: 2, three times
 C: Same

Rebounds
 S: 7, at Florida Atlantic, 1/2/17
 C: Same

Assists
 S: 1, three times
 C: Same

Turnovers
 S: 1, three times
 C: Same

Blocked Shots
 S: --
 C: Same

Steals
 S: 1, at Florida Atlantic, 1/2/17
 C: Same

Minutes
 S: 17, twice
 C: Same

	Sea.	Car.
10+ Pts:	1	1
20+ Pts:	--	--
5+ Rebs:	2	2
10+ Rebs:	--	--
5+ Asts:	--	--
Double-D:	--	--

// CAREER STATS

Season	gp-gs	min/avg	Total		3-Point		F-Throws		Rebounds				Scoring							
			fg-fga	pct	fg-fga	pct	ft-fa	pct	off	def	tot	avg	pf	fo	ast	to	blk	stl	pts	avg
2016-17	19-0	160/8.4	9-23	.391	4-15	.267	5-8	.625	6	29	35	1.8	16	0	3	5	0	1	27	1.4
TOTAL	19-0	160/8.4	9-23	.391	4-15	.267	5-8	.625	6	29	35	1.8	16	0	3	5	0	1	27	1.4



#1

TERRENCE THOMPSON

JUNIOR | F | 6-7 | 217

DURHAM, N.C. | GEORGIA HIGHLANDS COLLEGE

2016-17 Season Highlights

- His double-double from 11 rebounds and 10 points against ODU (March 9) was the third of his career.
- Had two straight games of grabbing 11 rebounds in the first two C-USA tournament games.
- Collected his second career double-double from a career-high 25 points and pulled down 10 rebounds, which tied a career-high. Also made a career-high nine field goals and seven free throws.
- Scored 12 points and made a career-high two three pointers at UAB (Jan. 14)
- Grabbed 10 rebounds in 31 minutes of play at Ohio State (Nov. 25).
- Collected his first career double-double against N.C. Central (Nov. 12) with 20 points and 10 rebounds.
- His 20 points, 10 field goal attempts and seven made field goals were all previous career-highs, while his 10 rebounds tied a career high.
- Tied a previous career-high when he scored 20 points and collected two steals vs. Jackson State (Nov. 21). Also had nine rebounds and made his first three-pointer of the season.
- Made his first appearance in 12 games when he played at Middle Tennessee (Jan. 12). He grabbed three rebounds, scored four points, tied a career-high with three steals and made one block.

THOMPSON'S 2016-17 HIGHS

Points
S: 25, vs. UTEP, 1/28/17
C: Same

Field Goals Made
S: 9, vs. UTEP, 1/28/17
C: Same

Field Goals Attempted
S: 14, vs. UTEP, 1/28/17
C: Same

3PT Field Goals Made
S: 2, at UAB, 1/14/17
C: Same

3PT Field Goals Attempted
S: 4, twice
C: Same

Free Throws Made
S: 7, vs. UTEP, 1/28/17
C: Same

Free Throws Attempted
S: 14, vs. UTEP, 1/28/17
C: Same

Rebounds
S: 11, at La. Tech, 2/4/17
C: Same

Assists
S: 2, twice
C: 2, three times

Turnovers
S: 2, twice
C: 2, five times

Blocked Shots
S: 1, three times
C: 2, vs. Southern Miss, 3/5/16

Steals
S: 3, twice
C: Same

Minutes
S: 31, three times
C: 33, at WKU, 2/13/16

	Sea.	Car.
10+ Pts:	10	11
20+ Pts:	3	3
5+ Rebs:	16	26
10+ Rebs:	6	7
5+ Asts:	--	--
Double-D:	3	3

SEASON STATS

Opponent	Date	gs	min	Total		3-Pointers		Free throws		Rebounds				Scoring							
				fg-fga	pct	3fg-fga	pct	ft-fa	pct	off	def	tot	avg	pf	a	to	blk	stl	pts	avg	
N.C. CENTRAL	11/12/16	*	31	7-10	.700	0-1	.000	6-9	.667	4	6	10	10.0	3	1	2	1	1	20	20.0	
MOREHEAD STATE	11/16/16	*	24	1-2	.500	0-0	.000	0-0	.000	1	2	3	6.5	2	0	1	0	0	2	11.0	
WESTERN CAROLINA	11/19/16	*	21	6-8	.750	0-0	.000	4-4	1.000	3	4	7	6.7	2	0	1	0	3	16	12.7	
JACKSON STATE	11/21/16	*	31	8-13	.615	1-2	.500	3-5	.600	2	7	9	7.3	2	1	2	0	2	20	14.5	
at Ohio State	11/25/16	*	31	1-11	.091	0-4	.000	0-2	.000	5	5	10	7.8	1	2	0	0	0	2	12.0	
at Middle Tennessee	1/12/17	*	18	1-4	.250	0-1	.000	2-4	.500	0	3	3	7.0	1	0	0	1	3	4	10.7	
at UAB	01/14/17	*	27	4-6	.667	2-4	.500	2-8	.250	2	5	7	7.0	3	0	0	1	0	12	10.9	
WKU	01/21/17	*	17	2-3	.667	0-0	.000	5-7	.714	2	0	2	6.4	4	1	2	0	0	9	10.6	
UTSA	1/26/17	*	15	2-4	.500	0-1	.000	4-4	1.000	3	4	7	6.4	0	0	1	0	1	8	10.3	
UTEP	1/28/17	*	30	9-13	.692	0-1	.000	7-14	.500	5	5	10	6.8	3	0	1	0	2	25	11.8	
at Southern Miss	02/02/17	*	26	2-5	.400	0-1	.000	2-3	.667	2	5	7	6.8	3	0	2	0	0	6	11.3	
at LA Tech	2/4/17	*	25	1-3	.333	1-1	1.000	1-3	.333	1	10	11	7.2	2	2	1	0	1	4	10.7	
at WKU	02/11/17	*	18	3-7	.429	1-1	1.000	0-0	.000	2	2	4	6.9	3	0	2	1	0	7	10.4	
UAB	02/16/17	*	26	2-5	.400	0-0	.000	0-2	.000	0	5	5	6.8	4	0	2	2	1	4	9.9	
MIDDLE TENNESSEE	2/18/17	*	9	0-2	.000	0-0	.000	4-4	1.000	2	0	2	6.5	1	0	0	0	0	4	9.5	
at ODU	2/23/17	*	25	5-9	.556	0-1	.000	2-2	1.000	3	3	6	6.4	4	1	0	0	0	12	9.7	
at Charlotte	02/25/17	*	11	0-1	.000	0-1	.000	0-0	.000	1	2	3	6.2	4	1	2	0	1	0	9.1	
RICE	3/2/17	*	25	6-11	.545	0-2	.000	7-10	.700	4	5	9	6.4	1	0	1	0	1	19	9.7	
NORTH TEXAS	3/4/17	*	12	2-5	.400	0-0	.000	8-9	.889	2	3	5	6.3	1	1	0	0	2	12	9.8	
vs Florida Atlantic	03/08/17	*	22	3-4	.750	0-0	.000	2-4	.500	2	9	11	6.6	3	1	0	1	0	8	9.7	
vs Old Dominion	03/09/17	*	33	3-6	.500	1-1	1.000	3-5	.600	2	9	11	6.8	1	1	1	0	0	10	9.7	
vs Louisiana Tech	03/10/17	*	17	1-2	.500	1-2	.500	0-0	.000	0	1	1	6.5	1	0	1	0	0	3	9.4	
Totals			20	494	69-134	.515	7-24	.292	62-99	.626	48	95	143	6.5	49	12	22	7	18	207	9.4

Games played: 22
Minutes/game: 22.5
Points/game: 9.4
FG Pct: 51.5
3FG Pct: 29.2
FT Pct: 62.6

Rebounds/game: 6.5
Assists/game: 0.5
Turnovers/game: 1.0
Assist/turnover ratio: 0.5
Steals/game: 0.8
Blocks/game: 0.3

CAREER STATS

Season	gp-gs	min/avg	Total		3-Point		F-Throws		Rebounds				Scoring							
			fg-fga	pct	fg-fga	pct	ft-fa	pct	off	def	tot	avg	pf	fo	ast	to	blk	stl	pts	avg
2015-16	32-0	360/11.3	38-78	.487	2-6	.333	31-57	.544	40	73	113	3.5	54	3	11	18	5	14	109	3.4
2016-17	22-20	494/22.5	69-134	.515	7-24	.292	62-99	.626	48	95	143	6.5	49	0	12	22	7	18	207	9.4
TOTAL	54-20	854/15.8	107-212	.505	9-30	.300	93-156	.596	88	168	256	4.7	103	3	23	40	12	32	316	5.9



#2

STEVIE BROWNING

SENIOR | G | 6-3 | 188

LOGAN, W.VA. | FAIRMONT STATE [LOGAN HS]

2016-17 Season Highlights

- Conference USA Player of the Week for the week of Dec. 26
- Dished out a team-high five assists against WKU (Feb. 11).
- His 22 points at Pittsburgh marked his fifth consecutive game of scoring at least 20 points. They came from 8-of-17 shooting and 4-of-5 from the free throw line.
- Scored a game-high 28 points from 11-of-22 (.500) FGs and 6-of-8 (.750) three-pointers at No. 24 Cincinnati (Dec. 22). Also pulled down six rebounds and collected four assists. Added a steal as well.
- His 21 points vs. West Virginia Wesleyan (Dec. 19) marked his third consecutive game of scoring at least 20 points or more, which is a career first. The 21 points came from 8-of-10 FGs, 3-of-4 three-pointers and two free throws. He also pulled down three rebounds, collected three assists and made two steals.
- Scored 31 points from 10-of-20 FGs, 4-of-6 three-pointers, and a season-high seven made free throws. at Akron (Dec. 17). Also collected six assists, pulled down three rebounds and made one steal.
- His 68.8 made field goals (11-of-16) vs. Toledo (Dec. 10) was a career-high. Also scored 27 points, had five rebounds and dished out five assists, while having zero turnovers. His zero turnovers were the third time he did so this season.
- Went 5-of-8 from the field and 3-of-4 from three-pointers to score 16 points vs. Ohio (Nov. 30). Added six boards and a career-high four steals.
- Scored 32 points, made 12 field goals, attempted 18 field goals and made four three-pointers against Morehead State (Nov. 16). All of which were career-highs.
- Became the first player to score 30 points in a game since Jon Elmore vs. Southern Miss (March, 5, 2016).
- Went 4-of-9 from the field, while grabbing two boards and collecting four assists in 24 minutes of play at Ohio State. Also had a team-leading one block and made one steal.
- Has scored points in the double-digits 41 times during his time at Marshall and has done so in 34 of the last 46 games.
- Had three straight games with at least with one block from Nov. 19-25 for the first time in his career.
- His five consecutive games with at least 20 points from Dec. 10-28 was a career first.

SEASON STATS

Opponent	Date	gs	min	fg-fga	pct	3fg-fga	pct	ft-fga	pct	pts	reb	ast	blk	stl	pts	avg					
N.C. CENTRAL	11/12/16	*	31	7-11	.636	2-4	.500	0-0	.000	2	4	6	6.0	1	1	0	1	16	16.0		
MOREHEAD STATE	11/16/16	*	39	12-18	.667	4-6	.667	4-5	.800	0	3	3	4.5	2	0	3	0	0	32	24.0	
WESTERN CAROLINA	11/19/16	*	29	3-14	.214	1-5	.200	3-3	1.000	1	5	6	5.0	0	8	0	1	0	10	19.3	
JACKSON STATE	11/21/16	*	30	0-4	.000	0-1	.000	2-2	1.000	1	7	8	5.8	0	3	4	1	1	2	15.0	
at Ohio State	11/25/16	*	24	4-9	.444	1-5	.200	0-0	.000	1	1	2	5.0	1	4	2	1	1	9	13.8	
OHIO	11/30/16	*	34	5-8	.625	3-4	.750	3-4	.750	2	4	6	5.2	1	3	3	0	4	16	14.2	
at Eastern Kentucky	12/03/16	*	29	3-11	.273	1-5	.200	2-2	1.000	2	1	3	4.9	4	1	3	0	2	9	13.4	
at Chattanooga	12/06/16	*	29	4-8	.500	1-3	.333	2-2	1.000	0	1	1	4.4	4	1	2	0	2	11	13.1	
TOLEDO	12/10/16	*	41	11-16	.688	1-2	.500	4-4	1.000	0	5	5	4.4	2	5	0	1	1	27	14.7	
at AKRON	12/17/16	*	37	10-20	.500	4-6	.667	7-8	.875	1	2	3	4.3	2	6	1	0	1	31	16.3	
W.VA. WESLEYAN	12/19/16	*	23	8-10	.800	3-4	.750	2-2	1.000	0	3	3	4.2	1	3	2	0	2	21	16.7	
at Cincinnati	12/22/16	*	41	11-22	.500	6-8	.750	0-0	.000	2	4	6	4.3	3	4	2	0	1	28	17.7	
at Pitt	12/28/16	*	35	8-17	.471	2-8	.250	4-5	.800	0	3	3	4.2	4	4	1	0	0	22	18.0	
at FIU	12/31/16	*	25	6-13	.462	1-4	.250	0-1	.000	3	1	4	4.2	1	0	3	0	3	13	17.6	
at FAU	1/2/2017	*	32	5-12	.417	3-4	.750	1-2	.500	2	5	7	4.4	1	5	1	0	1	14	17.4	
OLD DOMINION	1/5/2017	*	41	4-13	.308	1-5	.200	0-0	.000	0	5	5	4.4	3	1	0	0	1	9	16.9	
CHARLOTTE	1/7/2017	*	28	6-16	.375	0-2	.000	5-5	1.000	2	2	4	4.4	1	3	0	0	1	17	16.9	
at Middle Tennessee	1/12/17	*	31	4-10	.400	0-3	.000	3-3	1.000	1	1	2	4.3	1	2	2	0	1	11	16.6	
at UAB	01/14/17	*	30	6-14	.429	3-9	.333	3-4	.750	0	1	1	4.1	3	3	2	0	1	18	16.6	
WKU	01/21/17	*	30	8-14	.571	4-7	.571	3-4	.750	1	2	3	4.1	1	4	1	0	2	23	17.0	
UTSA	1/26/17	*	27	6-13	.462	1-3	.333	0-0	.000	0	4	4	4.0	4	6	1	0	0	13	16.8	
UTEP	1/28/17	*	31	0-7	.000	0-5	.000	3-4	.750	0	0	0	3.9	1	0	3	0	0	3	16.1	
at Southern Miss	02/02/17	*	37	8-18	.444	2-9	.222	0-0	.000	0	5	5	3.9	0	4	0	0	3	18	16.2	
at LA Tech	2/4/17	*	25	6-10	.600	3-7	.429	0-0	.000	0	4	4	3.9	2	2	2	0	0	15	16.2	
at WKU	02/11/17	*	33	4-14	.286	1-4	.250	0-0	.000	1	2	3	3.9	2	5	2	1	2	9	15.9	
UAB	02/16/17	*	20	3-9	.333	0-3	.000	0-0	.000	0	1	1	3.8	0	2	1	0	0	6	15.5	
MIDDLE TENNESSEE	2/18/17	*	30	3-10	.300	0-4	.000	2-3	.667	0	2	2	3.7	1	0	2	0	0	8	15.2	
at Charlotte	02/25/17	*	35	9-13	.692	5-6	.833	4-4	1.000	0	5	5	3.8	3	2	3	1	0	27	15.6	
RICE	3/2/17	*	36	6-16	.375	4-7	.571	0-2	.000	0	7	7	3.9	1	5	2	0	2	16	15.7	
NORTH TEXAS	3/4/17	*	28	6-11	.545	2-3	.667	0-0	.000	2	4	6	3.9	3	5	3	0	0	14	15.6	
vs Florida Atlantic	03/08/17	*	31	7-15	.467	5-10	.500	3-4	.750	1	4	5	4.0	1	5	2	1	0	22	15.8	
vs Old Dominion	03/09/17	*	37	10-19	.526	1-5	.200	3-4	.750	1	4	5	4.0	1	2	2	0	3	24	16.1	
vs Louisiana Tech	03/10/17	*	37	6-16	.375	2-7	.286	4-5	.800	1	5	6	4.1	3	7	0	0	2	18	16.1	
Totals			33	1046	199-431	.462	67-168	.399	67-82	.817	27	107	134	4.1	58	106	55	7	38	532	16.1

Games played: 33
 Minutes/game: 31.7
 Points/game: 16.1
 FG Pct: 46.2
 3FG Pct: 39.9
 FT Pct: 81.7

Rebounds/game: 4.1
 Assists/game: 3.2
 Turnovers/game: 1.7
 Assist/turnover ratio: 1.9
 Steals/game: 1.2
 Blocks/game: 0.2

CAREER STATS

Season	gp-gs	min/avg	Total		3-Point		F-Throws		Rebounds				Scoring							
			fg-fga	pct	fg-fga	pct	ft-fta	pct	off	def	tot	avg	pf	fo	ast	to	blk	stl	pts	avg
2015-16	33-32	1076/32.6	165-361	.457	46-136	.338	46-62	.742	40	108	148	4.5	69	3	118	82	12	35	422	12.8
2016-17	33-33	1046/31.7	199-431	.462	67-168	.399	67-82	.817	27	107	134	4.1	58	0	106	55	7	38	532	16.1
TOTAL	66-65	2122/32.2	364-792	.460	113-304	.372	113-144	.785	67	215	282	4.3	127	3	224	137	19	73	954	14.5

BROWNING'S 2016-17 HIGHS

Points

S: 32, vs. Morehead State, 11/16/16
 C: Same

Field Goals Made

S: 12, vs. Morehead State, 11/16/16
 C: Same

Field Goals Attempted

S: 22, at No. 24 Cincinnati, 12/22/16
 C: Same

3PT Field Goals Made

S: 6, at No. 24 Cincinnati, 12/22/16
 C: Same

3PT Field Goals Attempted

S: 9, twice
 C: Same

Free Throws Made

S: 7, at Akron, 12/17/16
 C: 8, at Morehead State, 11/24/15

Free Throws Attempted

S: 8, at Akron, 12/17/16
 C: 8, twice

Rebounds

S: 8, vs. Jackson State, 11/21/16
 C: 12, vs. Eastern Kentucky, 12/12/15

Assists

S: 8, vs. Western Carolina, 11/19/16
 C: 9, at UTSA, 2/6/16

Turnovers

S: 4, vs. Jackson State, 11/21/16
 C: 5, four times

Blocked Shots

S: 1, four times
 C: 3, at WKU, 2/13/16

Steals

S: 4, vs. Ohio, 11/30/16
 C: Same

Minutes

S: 41, twice
 C: 42, at WKU, 2/13/16

	Sea.	Car.
10+ Pts:	24	46
20+ Pts:	9	13
5+ Rebs:	16	29
10+ Rebs:	--	1
5+ Asts:	11	23
Double-D:	--	--



4

JACOB KILGORE

SOPHOMORE | F | 6-5 | 191

HUNTINGTON, W.VA. | SPRING VALLEY HS

2016-17 Season Highlights

- Pulled down a rebound and made one block vs. West Virginia Wesleyan (Dec. 19).
- Made an appearance at Chattanooga (Dec. 6).
- Grabbed two rebounds in five minutes of play at Ohio State (Nov. 25).
- Made his season debut vs. Western Carolina (Nov. 19).
- Shot 50 percent from three-point range (1-2) and played eight minutes vs. Western Carolina.

// SEASON STATS

Opponent	Date	gs	min	Total		3-Pointers		Free throws		Rebounds				pf	a	t/o	blk	stl	pts	avg
				fg-fga	pct	3fg-fga	pct	ft-fa	pct	off	def	tot	avg							
WESTERN CAROLINA	11/19/16		8	1-2	.500	1-2	.500	0-0	.000	0	2	2	2.0	0	0	0	1	0	3	3.0
at Ohio State	11/25/16		5	0-2	.000	0-2	.000	0-0	.000	1	1	2	2.0	0	0	0	0	0	1.5	
at Chattanooga	12/06/16		2	0-0	.000	0-0	.000	0-0	.000	0	0	0	1.3	0	0	0	0	0	1.0	
at AKRON	12/17/16		5	0-0	.000	0-0	.000	0-0	.000	0	0	0	1.0	0	0	0	0	0	0.8	
W.VA. WESLEYAN	12/19/16		6	0-1	.000	0-1	.000	0-0	.000	0	1	1	1.0	0	0	0	1	0	0.6	
at FIU	12/31/16		2	0-1	.000	0-1	.000	0-0	.000	0	1	1	1.0	0	0	0	0	0	0.5	
UTSA	1/26/17		6	1-2	.500	1-2	.500	0-0	.000	0	0	0	0.9	2	0	0	0	3	0.9	
vs Florida Atlantic	03/08/17		2	0-0	.000	0-0	.000	0-0	.000	0	0	0	0.8	0	0	0	0	0	0.8	
Totals		0	36	2-8	.250	2-8	.250	0-0	.000	1	5	6	0.8	2	0	0	2	0	6	0.8

Games played: 8
 Minutes/game: 4.5
 Points/game: 0.8
 FG Pct: 25.0
 3FG Pct: 25.0

Rebounds/game: 0.8
 Blocks/game: 0.3

KILGORE'S 2016-17 HIGHS

Points

S: 3, vs. Western Carolina, 11/19/16
 C: 5, vs. N.C. Central, 12/14/15

Field Goals Made

S: 1, vs. Western Carolina, 11/19/16
 C: 2, vs. N.C. Central, 12/14/15

Field Goals Attempted

S: 2, vs. Western Carolina, 11/19/16
 C: 4, vs. N.C. Central, 12/14/15

3PT Field Goals Made

S: 1, vs. Western Carolina, 11/19/16
 C: 1, six times

3PT Field Goals Attempted

S: 2, vs. Western Carolina, 11/19/16
 C: 3, vs. N.C. Central, 12/14/15

Free Throws Made

S: --
 C: 1, vs. Eastern Kentucky, 12/12/15

Free Throws Attempted

S: --
 C: 2, vs. Eastern Kentucky, 12/12/15

Rebounds

S: 2, twice
 C: 2, four times

Assists

S: --
 C: 1, at Morehead State, 11/24/15

Turnovers

S: --
 C: Same

Blocked Shots

S: 1, twice
 C: 1, three times

Steals

S: --
 C: 1, three times

Minutes

S: 8, vs. Western Carolina, 11/19/16
 C: 12, vs. N.C. Central, 12/14/15

	Sea.	Car.
10+ Pts:	--	--
20+ Pts:	--	--
5+ Rebs:	--	--
10+ Rebs:	--	--
5+ Asts:	--	--
Double-D:	--	--

// CAREER STATS

Season	gp-gs	min/avg	Total		3-Point		F-Throws		Rebounds				Scoring							
			fg-fga	pct	fg-fga	pct	ft-fa	pct	off	def	tot	avg	pf	fo	ast	to	blk	stl	pts	avg
2015-16	14-0	55/3.9	6-14	.429	5-12	.417	1-2	.500	3	3	6	0.4	5	0	1	0	1	3	18	1.3
2016-17	8-0	36/4.5	2-8	.250	2-8	.250	0-0	.000	1	5	6	0.8	2	0	0	0	2	0	6	0.8
TOTAL	22-0	91/4.1	8-22	.364	7-20	.350	1-2	.500	4	8	12	0.5	7	0	1	0	3	3	24	1.1



#5

KY'RE ALLISON

FRESHMAN | G | 6-2 | 181

PORTSMOUTH, OHIO | PORTSMOUTH HS

2016-17 Season Highlights

- Tied a career-high two assists and one steal at Chattanooga (Dec. 6).
- Scored a career-high 14 points from a career-high four three-pointers and going a perfect 2-of-2 from the free throw line at Eastern Kentucky (Dec. 3).
- Became the first freshman to score in double figures since C.J. Burks (March 3, 2015).
- Scored two points from 1-of-2 shooting vs. Ohio (Nov. 30)
- Had a previous career-high six points from a career-high 2-of-5 three pointers. Also had a career-high two assists and one steal.
- Scored his first collegiate field goals (2), grabbed his first collegiate rebound and made his second career steal against Jackson State (Nov. 21).
- Also had his first and-one of the season vs. Jackson State.
- Made first collegiate block vs. Morehead State (Nov. 16).
- Made his collegiate debut vs. N.C. Central (Nov. 12). Collected his first collegiate assist and played a previous season-high 12 minutes against the Eagles.

// SEASON STATS

Opponent	Date	gs	min	Total		3-Pointers		Free throws		Rebounds				Scoring						
				fg-fga	pct	3fg-fga	pct	ft-fa	pct	off	def	tot	avg	pf	a	t/o	blk	stl	pts	avg
N.C. CENTRAL	11/12/16	12		0-2	.000	0-2	.000	0-0	.000	0	0	0	0.0	1	1	1	0	0	0	0.0
MOREHEAD STATE	11/16/16	8		0-0	.000	0-0	.000	0-0	.000	0	0	0	0.0	0	1	1	1	0	0	0.0
JACKSON STATE	11/21/16	10		2-4	.500	0-0	.000	1-1	1.000	0	1	1	0.3	1	0	1	0	0	5	1.7
at Ohio State	11/25/16	16		2-6	.333	2-5	.400	0-0	.000	0	0	0	0.3	2	2	4	0	1	6	2.8
OHIO	11/30/16	6		1-2	.500	0-1	.000	0-0	.000	0	0	0	0.2	1	0	1	0	0	2	2.6
at Eastern Kentucky	12/03/16	19		4-6	.667	4-6	.667	2-2	1.000	1	2	3	0.7	5	0	1	0	1	14	4.5
at Chattanooga	12/06/16	11		0-1	.000	0-0	.000	0-0	.000	0	0	0	0.6	5	2	0	0	1	0	3.9
TOLEDO	12/10/16	11		0-2	.000	0-0	.000	0-0	.000	0	0	0	0.5	0	0	0	0	0	0	3.4
at AKRON	12/17/16	2		0-0	.000	0-0	.000	0-0	.000	0	0	0	0.4	0	1	1	0	0	0	3.0
W.VA. WESLEYAN	12/19/16	12		1-5	.200	0-1	.000	1-2	.500	0	1	1	0.5	2	1	2	0	0	3	3.0
at Pitt	12/28/16	7		1-3	.333	0-1	.000	0-0	.000	1	1	2	0.6	2	0	1	0	0	2	2.9
at FIU	12/31/16	9		2-2	1.000	1-1	1.000	0-0	.000	0	1	1	0.7	1	2	0	0	1	5	3.1
at FAU	1/2/2017	11		2-6	.333	1-5	.200	0-0	.000	1	1	2	0.8	3	2	1	0	0	5	3.2
CHARLOTTE	1/7/2017	6		2-3	.667	1-2	.500	0-0	.000	0	1	1	0.8	2	0	0	0	0	5	3.4
at Middle Tennessee	1/12/17	7		1-1	1.000	0-0	.000	0-0	.000	0	0	0	0.7	2	0	2	0	0	2	3.3
at UAB	01/14/17	8		1-2	.500	0-0	.000	0-0	.000	0	0	0	0.7	5	2	1	0	1	2	3.2
WKU	01/21/17	4		0-2	.000	0-2	.000	0-0	.000	0	0	0	0.6	0	0	1	0	0	0	3.0
MIDDLE TENNESSEE	2/18/17	14		1-2	.500	1-1	1.000	0-0	.000	0	2	2	0.7	5	1	0	0	1	3	3.0
at ODU	2/23/17	8		0-3	.000	0-2	.000	0-0	.000	0	1	1	0.7	2	1	1	0	0	0	2.8
at Charlotte	02/25/17	4		0-2	.000	0-2	.000	1-2	.500	0	2	2	0.8	1	0	0	0	0	1	2.8
RICE	3/2/17	6		0-0	.000	0-0	.000	0-0	.000	0	1	1	0.8	1	0	0	0	0	0	2.6
vs Florida Atlantic	03/08/17	3		0-1	.000	0-0	.000	0-0	.000	0	0	0	0.8	3	0	2	0	0	0	2.5
Totals		0	194	20-55	.364	10-31	.323	5-7	.714	3	14	17	0.8	44	16	21	1	6	55	2.5

Games played: 22
 Minutes/game: 8.8
 Points/game: 2.5
 FG Pct: .364

Rebounds/game: 0.8
 Assists/game: 0.7
 Turnovers/game: 1.0
 Assist/turnover ratio: 0.8

ALLISON'S 2016-17 HIGHS

Points

S: 14, at Eastern Kentucky, 12/3/16
 C: Same

Field Goals Made

S: 4, at Eastern Kentucky, 12/3/16
 C: Same

Field Goals Attempted

S: 6, twice
 C: Same

3PT Field Goals Made

S: 4, at Eastern Kentucky, 12/3/16
 C: Same

3PT Field Goals Attempted

S: 6, at Eastern Kentucky, 12/3/16
 C: Same

Free Throws Made

S: 2, at Eastern Kentucky, 12/3/16
 C: Same

Free Throws Attempted

S: 2, twice
 C: Same

Rebounds

S: 3, at Eastern Kentucky, 12/3/16
 C: Same

Assists

S: 2, five times
 C: Same

Turnovers

S: 4, at Ohio State, 11/25/16
 C: Same

Blocked Shots

S: 1, vs. Morehead State, 11/16/16
 C: Same

Steals

S: 1, four times
 C: Same

Minutes

S: 19, at Eastern Kentucky, 12/3/16
 C: Same

	Sea.	Car.
10+ Pts:	1	1
20+ Pts:	--	--
5+ Assists:	--	--
10+ Assists:	--	--
5+ Asts:	--	--
Double-D:	--	--

// CAREER STATS

Season	gp-gs	min/avg	Total		3-Point		F-Throws		Rebounds				Scoring							
			fg-fga	pct	fg-fga	pct	ft-fa	pct	off	def	tot	avg	pf	fo	ast	to	blk	stl	pts	avg
2016-17	22-0	194/8.8	20-55	.364	10-31	.323	5-7	.714	3	14	17	0.8	44	4	16	21	1	6	55	2.5
TOTAL	22-0	194/8.8	20-55	.364	10-31	.323	5-7	.714	3	14	17	0.8	44	4	16	21	1	6	55	2.5



11

AJDIN PENAVA

SOPHOMORE | F | 6-9 | 222

SARAJEVO, BOSNIA AND HERZEGOVINA | FIFTH HS

2016-17 Season Highlights

- Collected his first career double-double from 10 points and 13 assists vs UAB (Feb. 16).
- Scored 12 points and pulled down seven rebounds against La. Tech (Feb. 4).
- Made the game-winning basket against Old Dominion (Jan. 5).
- Had career-highs in points (20), blocks (five) and assists (two) at FIU (Dec. 31), while he tied a career-high eight rebounds.
- He became the first Marshall player to have at least five blocks since Nigel Spikes (2009-13) had nine vs. UCF (Feb. 2, 2012).
- Pulled down a career-high eight rebounds, while scoring nine points, making two blocks and collecting a steal at No. 24 Cincinnati (Dec. 22).
- Went 3-of-4 from the field and grabbed five rebounds vs. Toledo (Dec. 10). His one block and one steal was his second time to do both in a single game this season.
- Scored nine points, while also grabbing three rebounds and collected one assist at Chattanooga (Dec. 6).
- Grabbed a career-high six rebounds at Eastern Kentucky (Dec. 3), while also scoring nine points from 3-of-4 shooting from the field.
- Scored a season-high 10 points from a career-high four FGs made from six attempts. It was his first time to score in double-figures since against James Madison (Dec. 6, 2015).
- Made his first three-pointer of the season vs. Jackson State (Nov. 21).
- Set career-highs with nine free throws and 12 free throw attempts vs. Morehead State (Nov. 16). Those nine points were the most since his 12 against James Madison (Dec. 6, 2015).
- Made Marshall's first dunk of the 2016-17 season vs. N.C. Central (Nov. 12).
- His 14 starts are a career-high.

SEASON STATS

Opponent	Date	gs	min	Total		3-Pointers		Free throws		Rebounds				Scoring						
				fg-fga	pct	3fg-fga	pct	ft-fa	pct	off	def	tot	avg	pf	a	t/o	blk	stl	pts	avg
N.C. CENTRAL	11/12/16	12	3-7	.429	0-0	.000	0-0	.000	1	1	2	2.0	2	0	0	1	0	6	6.0	
MOREHEAD STATE	11/16/16	18	0-2	.000	0-1	.000	9-12	.750	2	1	3	2.5	2	0	3	2	0	9	7.5	
WESTERN CAROLINA	11/19/16	17	2-3	.667	0-0	.000	2-4	.500	1	2	3	2.7	0	1	1	0	0	6	7.0	
JACKSON STATE	11/21/16	11	1-4	.250	1-3	.333	0-0	.000	0	0	0	2.0	3	0	1	1	1	3	6.0	
at Ohio State	11/25/16	9	2-3	.667	0-0	.000	0-0	.000	0	0	0	1.6	4	0	0	0	0	4	5.6	
OHIO	11/30/16	* 12	4-6	.667	0-2	.000	2-2	1.000	2	0	2	1.7	4	1	2	1	0	10	6.3	
at Eastern Kentucky	12/03/16	* 17	3-4	.750	1-2	.500	2-5	.400	2	4	6	2.3	4	1	0	0	0	9	6.7	
at Chattanooga	12/06/16	* 13	3-4	.750	1-2	.500	2-2	1.000	0	3	3	2.4	5	1	0	0	0	9	7.0	
TOLEDO	12/10/16	* 16	3-4	.750	0-1	.000	0-0	.000	1	4	5	2.7	5	1	3	1	1	6	6.9	
at AKRON	12/17/16	* 17	2-2	1.000	0-0	.000	1-2	.500	0	1	1	2.5	5	1	3	0	0	5	6.7	
W.VA. WESLEYAN	12/19/16	* 10	1-1	1.000	0-0	.000	1-1	1.000	0	3	3	2.5	2	0	0	0	1	3	6.4	
at Cincinnati	12/22/16	* 30	3-8	.375	1-3	.333	2-2	1.000	3	5	8	3.0	3	0	4	2	1	9	6.6	
at Pitt	12/28/16	* 17	2-3	.667	0-1	.000	0-0	.000	0	4	4	3.1	5	1	0	0	1	4	6.4	
at FIU	12/31/16	* 30	7-9	.778	0-1	.000	6-6	1.000	2	6	8	3.4	4	2	2	5	0	20	7.4	
at FAU	1/2/2017	* 14	1-4	.250	0-0	.000	0-0	.000	0	3	3	3.4	5	1	1	1	0	2	7.0	
OLD DOMINION	1/5/2017	* 16	2-5	.400	0-0	.000	0-0	.000	1	2	3	3.4	4	0	0	1	1	4	6.8	
CHARLOTTE	1/7/2017	* 21	3-5	.600	1-2	.500	0-0	.000	3	3	6	3.5	3	1	0	2	0	7	6.8	
at Middle Tennessee	1/12/17	* 12	1-2	.500	1-1	1.000	0-0	.000	0	2	2	3.4	4	0	2	0	0	3	6.6	
at UAB	01/14/17	* 10	0-5	.000	0-1	.000	0-0	.000	1	2	3	3.4	2	0	3	1	0	0	6.3	
WKU	01/21/17	13	2-4	.500	1-2	.500	0-0	.000	0	4	4	3.5	5	1	0	2	0	5	6.2	
UTSA	1/26/17	15	4-5	.800	0-1	.000	2-2	1.000	0	5	5	3.5	2	0	1	3	0	10	6.4	
UTEP	1/28/17	15	0-3	.000	0-2	.000	2-2	1.000	0	1	1	3.4	4	0	0	0	0	2	6.2	
at Southern Miss	02/02/17	6	0-0	.000	0-0	.000	0-0	.000	0	2	2	3.3	4	0	1	0	0	0	5.9	
at LA Tech	2/4/17	21	4-8	.500	1-2	.500	3-4	.750	2	5	7	3.5	4	1	0	2	3	12	6.2	
at WKU	02/11/17	20	0-1	.000	0-0	.000	0-0	.000	3	4	7	3.6	3	0	1	1	2	0	5.9	
UAB	02/16/17	24	4-8	.500	0-2	.000	5-6	.833	2	8	10	3.9	4	3	1	2	3	13	6.2	
MIDDLE TENNESSEE	2/18/17	13	1-2	.500	0-0	.000	0-0	.000	0	4	4	3.9	5	0	0	0	0	2	6.0	
at ODU	2/23/17	17	0-3	.000	0-2	.000	0-0	.000	1	5	6	4.0	3	0	0	2	0	0	5.8	
at Charlotte	02/25/17	16	5-9	.556	0-2	.000	4-5	.800	4	6	10	4.2	2	0	2	0	0	14	6.1	
RICE	3/2/17	7	1-3	.333	0-2	.000	1-1	1.000	0	0	0	4.0	4	0	0	0	0	3	6.0	
NORTH TEXAS	3/4/17	14	3-5	.600	0-0	.000	2-2	1.000	1	1	2	4.0	3	1	1	2	0	8	6.1	
vs Florida Atlantic	03/08/17	16	3-5	.600	0-1	.000	2-2	1.000	4	4	8	4.1	3	0	1	3	1	8	6.1	
vs Old Dominion	03/09/17	18	3-5	.600	0-1	.000	0-0	.000	1	1	2	4.0	5	0	0	0	0	6	6.1	
vs Louisiana Tech	03/10/17	9	1-3	.333	1-3	.333	0-0	.000	0	2	2	4.0	4	1	1	3	0	3	6.0	
Totals		14	526	74-145	.510	9-40	.225	48-60	.800	37	98	135	4.0	121	18	34	38	15	205	6.0

Games played: 34
 Minutes/game: 15.5
 Points/game: 6.0
 FG Pct: 51.0
 3FG Pct: 22.5
 FT Pct: 80.0

Rebounds/game: 4.0
 Assists/game: 0.5
 Turnovers/game: 1.0
 Assist/turnover ratio: 0.5
 Steals/game: 0.4
 Blocks/game: 1.1

CAREER STATS

Season	gp-gs	min/avg	Total		3-Point		F-Throws		Rebounds				Scoring							
			fg-fga	pct	fg-fga	pct	ft-fa	pct	off	def	tot	avg	pf	fo	ast	to	blk	stl	pts	avg
2015-16	18-1	109/6.1	12-31	.387	2-14	.143	9-13	.692	4	14	18	1.0	35	1	5	7	8	1	35	1.9
2016-17	34-14	526/15.5	74-145	.510	9-40	.225	48-60	.800	37	98	135	4.0	121	8	18	34	38	15	205	6.0
TOTAL	52-15	635/12.2	86-176	.489	11-54	.204	57-73	.781	41	112	153	2.9	156	9	23	41	46	16	240	4.6

PENAVA'S 2016-17 HIGHS

Points

S: 20, at FIU, 12/31/16
 C: Same

Field Goals Made

S: 7, at FIU, 12/31/16
 C: Same

Field Goals Attempted

S: 9, at FIU, 12/31/16
 C: Same

3PT Field Goals Made

S: 1, seven times
 C: 1, nine times

3PT Field Goals Attempted

S: 3, twice
 C: 4, at James Madison, 12/6/15

Free Throws Made

S: 9, vs. Morehead State, 11/16/16
 C: Same

Free Throws Attempted

S: 12, vs. Morehead State, 11/16/16
 C: Same

Rebounds

S: 10, vs. UAB, 2/16/17
 C: Same

Assists

S: 2, at FIU, 12/31/16
 C: Same

Turnovers

S: 4, at No. 24 Cincinnati
 C: Same

Blocked Shots

S: 5, at FIU, 12/31/16
 C: Same

Steals

S: 3, at La. Tech, 2/4/17
 C: Same

Minutes

S: 30, twice
 C: Same

	Sea.	Car.
10+ Pts:	6	7
20+ Pts:	1	1
5+ Rebs:	11	12
10+ Rebs:	2	2
5+ Asts:	--	--
5+ Blks:	1	1
Double-D:	2	2



#14

C.J. BURKS

SOPHOMORE | G | 6-3 | 203

MARTINSBURG, W.VA. | HEDGESVILLE HS

2016-17 Season Highlights

- Scored a career and game-high 27 points vs. Middle Tennessee (Feb. 18). He also made a career-high 11 field goals.
- His 14 points against La. Tech (Feb. 4) came from 5-of-11 shooting and 1-of-3 from three-point land. Also pulled down three rebounds and made 3-of-3 free throws.
- Scored 15 points, pulled down five rebounds and dished out four assists against Old Dominion (Jan. 5). Also made the game-winning assist when he found Ajdin Penava alayup.
- His 25 points at Pittsburgh (Dec. 28) were a career-high. They came from a career-high five three-pointers and a season-high seven FGs. His six free throws made and tied a career-high. Added four rebounds and four assists as well.
- Scored a 14 points at No. 24 Cincinnati (Dec. 22). Also pulled down a career-high six rebounds, made two steals and dished out two assists in a season-high 29 minutes of play.
- Made his season debut vs. West Virginia Wesleyan. During his debut, he scored 11 points from 4-of-8 FGs and 1-of-5 three-pointers. One of his FGs was a dunk. He also dished out a team-high five assists and pulled down two rebounds.
- It was his first time to score at least 10 points since March 5 vs. Southern Miss (18).

// SEASON STATS

Opponent	Date	gs	min	Total		3-Pointers		Free throws		Rebounds						pts	avg			
				fg-fga	pct	3fg-fga	pct	ft-fa	pct	off	def	tot	avg	pf	a			to	blk	stl
W.VA. WESLEYAN	12/19/16	25	4-8	.500	1-5	.200	2-2	1.000	0	2	2	2.0	3	5	3	0	0	11	11.0	
at Cincinnati	12/22/16	29	5-9	.556	2-2	1.000	2-2	1.000	0	6	6	4.0	3	2	2	0	2	14	12.5	
at Pitt	12/28/16	32	7-10	.700	5-7	.714	6-6	1.000	0	4	4	4.0	3	4	2	0	0	25	16.7	
at FIU	12/31/16	22	3-7	.429	1-2	.500	2-2	1.000	0	2	2	3.5	3	3	4	0	1	9	14.8	
at FAU	1/2/2017	27	2-6	.333	0-1	.000	0-2	.000	1	1	2	3.2	1	1	2	0	0	4	12.6	
OLD DOMINION	1/5/2017	33	5-9	.556	0-1	.000	5-9	.556	2	3	5	3.5	2	4	1	0	0	15	13.0	
CHARLOTTE	1/7/2017	22	3-6	.500	1-1	1.000	0-0	.000	1	1	2	3.3	1	1	3	0	0	7	12.1	
at Middle Tennessee	1/12/17	24	3-9	.333	0-3	.000	3-3	1.000	0	0	0	2.9	1	1	3	1	3	9	11.8	
at UAB	01/14/17	24	3-12	.250	1-5	.200	5-6	.833	2	3	5	3.1	3	0	0	0	0	12	11.8	
WKU	01/21/17	23	2-5	.400	1-4	.250	0-0	.000	0	2	2	3.0	0	6	1	1	1	5	11.1	
UTSA	1/26/17	24	2-6	.333	1-2	.500	0-0	.000	0	3	3	3.0	2	2	3	0	1	5	10.5	
UTEP	1/28/17	26	2-10	.200	1-4	.250	1-2	.500	0	1	1	2.8	3	2	2	0	1	6	10.2	
at Southern Miss	02/02/17	29	1-6	.167	1-2	.500	2-3	.667	0	1	1	2.7	3	2	1	0	0	5	9.8	
at LA Tech	2/4/17	23	5-11	.455	1-3	.333	3-3	1.000	0	3	3	2.7	3	1	3	0	0	14	10.1	
at WKU	02/11/17	18	2-6	.333	0-1	.000	0-0	.000	0	0	0	2.5	2	4	2	0	2	4	9.7	
UAB	02/16/17	30	3-9	.333	1-3	.333	2-2	1.000	1	3	4	2.6	2	2	1	0	1	9	9.6	
MIDDLE TENNESSEE	2/18/17	28	11-15	.733	4-7	.571	1-1	1.000	0	2	2	2.6	0	2	2	0	0	27	10.6	
at ODU	2/23/17	30	3-5	.600	0-1	.000	0-0	.000	0	4	4	2.7	1	1	5	1	1	6	10.4	
at Charlotte	02/25/17	32	1-5	.200	0-3	.000	2-2	1.000	1	2	3	2.7	3	1	2	1	1	4	10.1	
RICE	3/2/17	25	3-6	.500	1-3	.333	0-0	.000	0	3	3	2.7	1	0	1	2	2	7	9.9	
NORTH TEXAS	3/4/17	19	2-8	.250	1-4	.250	1-1	1.000	0	2	2	2.7	1	5	2	0	1	6	9.7	
vs Florida Atlantic	03/08/17	23	5-6	.833	2-2	1.000	2-4	.500	3	1	4	2.7	1	5	2	1	1	14	9.9	
vs Old Dominion	03/09/17	18	0-2	.000	0-1	.000	1-2	.500	0	1	1	2.7	3	0	2	0	1	1	9.5	
vs Louisiana Tech	03/10/17	25	4-5	.800	2-3	.667	1-1	1.000	1	1	2	2.6	2	3	2	0	0	11	9.6	
Totals		1	611	81-181	.448	27-70	.386	41-53	.774	12	51	63	2.6	47	57	51	7	19	230	9.6

Games played: 24
 Minutes/game: 25.5
 Points/game: 9.6
 FG Pct: 44.8
 3FG Pct: 38.6
 FT Pct: 77.4

Rebounds/game: 2.6
 Assists/game: 2.4
 Turnovers/game: 2.1
 Assist/turnover ratio: 1.1
 Steals/game: 0.8
 Blocks/game: 0.3

BURKS' 2016-17 HIGHS

Points

S: 27, vs. Middle Tennessee, 2/18/17
 C: Same

Field Goals Made

S: 11, vs. Middle Tennessee, 2/18/17
 C: Same

Field Goals Attempted

S: 15, vs. Middle Tennessee, 2/18/17
 C: 17, at Ohio, 12/1/15

3PT Field Goals Made

S: 5, at Pittsburgh, 12/28/16
 C: Same

3PT Field Goals Attempted

S: 7, twice, last vs. MTSU, 2/18/17
 C: Same

Free Throws Made

S: 6, at Pittsburgh, 12/28/16
 C: Same

Free Throws Attempted

S: 9, vs. ODU, 1/5/17
 C: Same

Rebounds

S: 6, at No. 24 Cincinnati, 12/22/16
 C: Same

Assists

S: 6, vs. WKU, 1/21/17
 C: Same

Turnovers

S: 5, at ODU, 2/23/17
 C: Same

Blocked Shots

S: 1, three times
 C: 1, five times

Steals

S: 3, at Middle Tennessee, 1/12/17
 C: Same

Minutes

S: 33, vs. Old Dominion, 1/5/17
 C: 39, vs. Eastern Illinois, 12/9/15

	Sea.	Car.
10+ Pts:	8	22
20+ Pts:	2	3
5+ Rebs:	3	6
10+ Rebs:	--	--
5+ Asts:	2	3
Double-D:	--	--

// CAREER STATS

Season	gp-gs	min/avg	Total		3-Point		F-Throws		Rebounds						Scoring					
			fg-fga	pct	fg-fga	pct	ft-fa	pct	off	def	tot	avg	pf	fo	ast	to	blk	stl	pts	avg
2015-16	33-4	742/22.5	111-232	.478	34-105	.324	34-48	.708	16	50	66	2.0	52	0	61	37	2	32	290	8.8
2016-17	24-1	611/25.5	81-181	.448	27-70	.386	41-53	.774	12	51	63	2.6	47	0	57	51	7	19	230	9.6
TOTAL	57-5	1353/23.7	192-413	.465	61-175	.349	75-101	.743	28	101	129	2.3	99	0	118	88	9	51	520	9.1



#21

ALEKSA NIKOLIC

SOPHOMORE | G | 6-6.5 | 221

PANCEVO, SERBIA | ELECTRO-TECH SCHOOL

2016-17 Season Highlights

- His 13 points vs. West Virginia Wesleyan (Dec. 19) marked the first time he scored double-figure points since he scored 11 at Charlotte on March 7, 2015. His 13 points came from a season-high six FGs. His three steals were a season-high, while his two blocks were a career-high. He also grabbed six rebounds and collected two assists.
- Scored a season-high eight points and pulled down a career-tying eight rebounds at Akron (Dec. 17)
- His eight rebounds vs. Toledo (Dec. 10) tied a career-high, while his 34 minutes of action was a season-high.
- Made a season-high two three-pointers to give himself six points at Chattanooga (Dec. 6). His two three-pointers also tied a career-high. He also added an assist and steal.
- Had six points and pulled seven rebounds vs. Ohio (Nov. 25). His six points tied a season-high and came from 3-of-6 from the field. Added two assists.
- Made his first start of the 2016-17 season at Ohio State (Nov. 25) in which he grabbed two rebounds.
- Had two dunks, a previous season-high six boards and went a perfect 2-of-2 from the free throw line, while scoring a season-high six points against Jackson State (Nov. 21).
- Scored two points, pulled down five rebounds and played 20 minutes against Morehead State (Nov. 16).
- Dunked vs. Western Carolina (Nov. 19) and scored eight points.

NIKOLIC'S 2016-17 HIGHS

Points

S: 13, vs. West Virginia Wesleyan, 12/19/16
C: 15, twice

Field Goals Made

S: 6, vs. West Virginia Wesleyan, 12/19/16
C: 7, at Florida Atlantic, 1/17/15

Field Goals Attempted

S: 9, vs. Chattanooga, 12/6/16
C: 16, vs. North Texas, 2/7/15

3PT Field Goals Made

S: 2, at Chattanooga, 12/6/16
C: 2, four times

3PT Field Goals Attempted

S: 4, at Chattanooga, 12/6/16
C: 5, vs. North Texas, 2/7/15

Free Throws Made

S: 2, vs. Jackson State, 11/21/16
C: 3, twice

Free Throws Attempted

S: 2, twice
C: 4, twice

Rebounds

S: 8, twice
C: 8, five times

Assists

S: 5, vs. Toledo 12/10/16
C: 9, vs. WKU, 2/14/15

Turnovers

S: 3, vs. W.Va. Wesleyan, 12/19/16
C: 6, at Akron, 12/30/14

Blocked Shots

S: 2, vs. West Virginia Wesleyan, 12/19/16
C: Same

Steals

S: 3, vs. West Virginia Wesleyan, 12/19/16
C: 4, at Akron, 12/30/14

Minutes

S: 34, vs. Toledo, 12/10/16
C: 38, at Florida Atlantic, 1/17/15

	Sea.	Car.
10+ Pts:	1	8
20+ Pts:	--	--
5+ Rebs:	7	20
10+ Rebs:	--	--
5+ Asts:	1	11
Double-D:	--	--

// SEASON STATS

Opponent	Date	gs	min	Total		3-Pointers		Free throws		Rebounds						pts	avg			
				fg-fga	pct	3fg-fga	pct	ft-fa	pct	off	def	tot	avg	pf	a			t/o	blk	stl
N.C. CENTRAL	11/12/16	16		0-1	.000	0-0	.000	0-0	.000	0	2	2	2.0	2	0	1	0	1	0	0.0
MOREHEAD STATE	11/16/16	20		1-3	.333	0-0	.000	0-0	.000	0	5	5	3.5	0	0	0	0	1	2	1.0
WESTERN CAROLINA	11/19/16	16		4-4	1.000	0-0	.000	0-0	.000	0	3	3	3.3	0	2	0	0	0	8	3.3
JACKSON STATE	11/21/16	24		2-2	1.000	0-0	.000	2-2	1.000	1	5	6	4.0	2	0	0	1	1	6	4.0
at Ohio State	11/25/16	*	19	0-2	.000	0-1	.000	0-2	.000	1	1	2	3.6	1	0	0	0	0	0	3.2
OHIO	11/30/16	24		3-6	.500	0-2	.000	0-0	.000	0	7	7	4.2	2	2	1	0	0	6	3.7
at Eastern Kentucky	12/03/16	19		0-1	.000	0-1	.000	0-0	.000	2	4	6	4.4	2	1	1	0	1	0	3.1
at Chattanooga	12/06/16	19		2-4	.500	2-4	.500	0-0	.000	0	1	1	4.0	3	1	2	0	0	6	3.5
TOLEDO	12/10/16	34		2-2	1.000	0-0	.000	0-1	.000	3	5	8	4.4	3	5	2	0	1	4	3.6
at AKRON	12/17/16	*	29	4-6	.667	0-0	.000	0-0	.000	2	6	8	4.8	1	4	1	0	1	8	4.0
W.VA. WESLEYAN	12/19/16	*	23	6-9	.667	1-2	.500	0-0	.000	1	5	6	4.9	2	2	3	2	3	13	4.8
at Cincinnati	12/22/16	13		0-2	.000	0-0	.000	0-0	.000	0	1	1	4.6	0	2	1	0	0	0	4.4
at Pitt	12/28/16	6		0-1	.000	0-0	.000	0-0	.000	0	1	1	4.3	0	0	1	0	0	0	4.1
at FIU	12/31/16	3		0-0	.000	0-0	.000	0-0	.000	0	0	0	4.0	0	0	1	0	0	0	3.8
at FAU	1/2/2017	2		0-0	.000	0-0	.000	0-0	.000	0	0	0	3.7	0	0	0	0	0	0	3.5
CHARLOTTE	1/7/2017	11		1-3	.333	0-0	.000	0-0	.000	1	1	2	3.6	3	1	1	1	1	2	3.4
at Middle Tennessee	1/12/17	4		0-2	.000	0-0	.000	0-0	.000	0	0	0	3.4	0	0	0	0	2	0	3.2
WKU	01/21/17	4		0-1	.000	0-1	.000	0-0	.000	0	0	0	3.2	1	0	0	0	0	0	3.1
UTSA	1/26/17	9		1-1	1.000	0-0	.000	0-0	.000	0	1	1	3.1	1	0	0	0	1	2	3.0
at ODU	2/23/17	9		1-3	.333	1-1	1.000	0-0	.000	0	0	0	3.0	1	2	1	0	0	3	3.0
NORTH TEXAS	3/4/17	19		2-4	.500	0-0	.000	2-2	1.000	1	1	2	2.9	1	5	1	1	1	6	3.1
vs Florida Atlantic	03/08/17	11		1-3	.333	0-0	.000	0-0	.000	1	2	3	2.9	1	1	0	0	0	2	3.1
vs Old Dominion	03/09/17	7		0-0	.000	0-0	.000	0-0	.000	0	0	0	2.8	0	1	0	0	0	0	3.0
vs Louisiana Tech	03/10/17	2		0-0	.000	0-0	.000	0-0	.000	0	0	0	2.7	0	0	0	0	0	0	2.8
Totals		3	343	30-60	.500	4-12	.333	4-7	.571	13	51	64	2.7	26	29	17	5	14	68	2.8

Games played: 24

Rebounds/ounce: 2.7

// CAREER STATS

Season	gp-gs	min/avg	Total		3-Point		F-Throws		Rebounds				Scoring							
			fg-fga	pct	fg-fga	pct	ft-fa	pct	off	def	tot	avg	pf	fo	ast	to	blk	stl	pts	avg
2014-15	32-25	833/26.0	63-225	.280	13-64	.203	20-28	.714	21	110	131	4.1	63	2	111	95	4	34	159	5.0
2015-16	2-1	22/11.0	0-6	.000	0-1	.000	1-2	.500	0	2	2	1.0	6	0	1	4	0	1	1	0.5
2016-17	24-3	343/14.3	30-60	.500	4-12	.333	4-7	.571	13	51	64	2.7	26	0	29	17	5	14	68	2.8
TOTAL	58-29	1198/20.7	93-291	.320	17-77	.221	25-37	.676	34	163	197	3.4	95	2	141	116	9	49	228	3.9



#24

OT ELMORE

JUNIOR | G | 6-2 | 197

CHARLESTON, W.VA. | TEXAS RIO GRANDE

2016-17 Season Highlights

- Made his Marshall debut vs. Western Carolina (Nov. 11).
- Saw action at Ohio State (Nov. 25).
- Played a season-high six minutes vs. West Virginia Wesleyan (Dec. 19).
- Scored his first points for Marshall against UTSA (Jan. 26).

ELMORE'S 2016-17 HIGHS

Points

S: 6, vs. UTSA, 1/26/17
C: Same

Field Goals Made

S: 2, vs. UTSA, 1/26/17
C: Same

Field Goals Attempted

S: 4, twice
C: Same

3PT Field Goals Made

S: 2, vs. UTSA, 1/26/17
C: Same

3PT Field Goals Attempted

S: 4, vs. UTSA, 1/26/17
C: Same

Free Throws Made

S: --
C: Same

Free Throws Attempted

S: --
C: Same

Rebounds

S: --
C: Same

Assists

S: --
C: Same

Turnovers

S: --
C: Same

Blocked Shots

S: --
C: Same

Steals

S: --
C: Same

Minutes

S: 6, vs. West Virginia Wesleyan, 12/19/16
C: Same

// SEASON STATS

Opponent	Date	gs	min	Total		3-Pointers		Free throws		Rebounds				pf	a	t/o	blk	stl	pts	avg
				fg-fga	pct	3fg-fga	pct	ft-fga	pct	off	def	tot	avg							
WESTERN CAROLINA	11/19/16	3		0-1	.000	0-1	.000	0-0	.000	0	0	0	0.0	0	0	0	0	0	0	0.0
at Ohio State	11/25/16	2		0-0	.000	0-0	.000	0-0	.000	0	0	0	0.0	0	0	0	0	0	0	0.0
W.VA. WESLEYAN	12/19/16	6		0-4	.000	0-2	.000	0-0	.000	0	0	0	0.0	0	0	0	0	0	0	0.0
at FIU	12/31/16	2		0-2	.000	0-2	.000	0-0	.000	0	0	0	0.0	0	0	0	0	0	0	0.0
UTSA	1/26/17	6		2-4	.500	2-4	.500	0-0	.000	0	0	0	0.0	1	0	0	0	1	6	1.2
vs Florida Atlantic	03/08/17	2		0-2	.000	0-2	.000	0-0	.000	0	0	0	0.0	0	0	0	0	0	0	1.0
Totals		0	21	2-13	.154	2-11	.182	0-0	.000	0	0	0	0.0	1	0	0	0	1	6	1.0

Games played: 6
Minutes/game: 3.5
Points/game: 1.0
FG Pct: 15.4
3FG Pct: 18.2

Steals/game: 0.2

// CAREER STATS

Season	gp-gs	min/avg	Total		3-Point		F-Throws		Rebounds				pf	fo	ast	to	blk	stl	Scoring	
			fg-fga	pct	fg-fga	pct	ft-fga	pct	off	def	tot	avg							pts	avg
2016-17	6-0	21/3.5	2-13	.154	2-11	.182	0-0	.000	0	0	0	0.0	1	0	0	0	0	1	6	1.0
TOTAL	6-0	21/3.5	2-13	.154	2-11	.182	0-0	.000	0	0	0	0.0	1	0	0	0	0	1	6	1.0

	Sea.	Car.
10+ Pts:	--	--
20+ Pts:	--	--
5+ Assists:	--	--
10+ Assists:	--	--
5+ Asts:	--	--
Double-D:	--	--



#25

RYAN TAYLOR

SENIOR | F | 6-5 | 249

INDIANAPOLIS, IND. | HARGRAVE MILITARY ACADEMY [VA.]

2016-17 Season Highlights

- Oscar Robertson National Player of the Week for the week of Jan. 9.
- All-Conference USA third team selection.
- Preseason All-Conference USA selection.
- C-USA Player of the Week for the week of Jan. 9.
- Has a Conference USA-leading 40 career double-doubles.
- Is No. 3 all-time in C-USA double-doubles.
- One of three players in the country with 1,000 pts, 500 rebs, 200 asts, 100 blks and 100 stls.
- One of two players in program history to have 1,600 points and 900 rebounds (J.R. VanHoose).
- The lone player in program history to have at least 1,600 points, 900 rebounds and 250 assists.
- The fourth player in Herd history to record at least 1,500 points/800 rebounds for his career.
- The sixth player in Marshall history to record at least 1,300 points/700 rebounds for his career.
- His 18 points and 10 rebounds UAB (Jan. 14) helped Taylor collect his 34th career double-double
- Collected his third straight double-double from 14 rebounds and 24 points against Charlotte (Jan. 7). Added three assists, one block and two steals.
- His double-double at FAU (Jan. 2) came from a career-high 31 points and 13 rebounds. Also added two assists, two steals and one block.
- Had his second consecutive double-double against Old Dominion (Jan. 5) from 21 points and a season-tying 13 rebounds. His five blocks were a career-high.
- Scored 22 points and grabbed 11 rebounds at Pittsburgh (Dec. 28)
- In 27 minutes of play at No. 24 Cincinnati (Dec. 22) he scored 14 points, pulled down five boards, collected three assists and made one steal.
- Scored 16 points, pulled down five rebounds and made a career-high four blocks vs. Toledo (Dec. 10). His 16 points came from a season-high seven made FGs and two 3-pointers.
- Scored 15 points, six of which came from a season-high three dunks, made two blocks, collected one assist and pulled down eight rebounds at Chattanooga (Dec. 6).
- Scored 19 points at Eastern Kentucky (Dec. 3), while also grabbing six rebounds and dishing out four assists.
- Had his second double-double of the 2016-17 season vs. Ohio (Nov. 30) with 17 points and 11 rebounds. Also tied a previous career-high three blocks.
- Collected a double-double vs. Morehead State (Nov. 11) with 13 points and 10 rebounds.
- Scored eight points, grabbed six rebounds and dished out five assists in 23 minutes of play vs. Western Carolina (Nov. 19).
- From Nov. 12-19 he collected at least five assists in two of three games, which was a career first.

SEASON STATS

Opponent	Date	gs	min	fg-fga	pct	3fg-fga	pct	ft-fa	pct	off	def	tot	avg	pf	a	t/o	blk	stl	pts	avg	
N.C. CENTRAL	11/12/16	*	32	3-4	.750	1-1	1.000	5-10	.500	0	6	6	6.0	3	5	3	0	0	12	12.0	
MOREHEAD STATE	11/16/16	*	26	5-10	.500	0-1	.000	3-4	.750	3	7	10	8.0	2	1	5	2	0	13	12.5	
WESTERN CAROLINA	11/19/16	*	23	3-9	.333	0-2	.000	2-3	.667	2	4	6	7.3	2	5	2	2	0	8	11.0	
JACKSON STATE	11/21/16	*	9	0-1	.000	0-1	.000	0-0	.000	1	1	2	6.0	5	0	1	1	1	0	8.3	
OHIO	11/30/16	*	37	6-18	.333	0-6	.000	5-8	.625	3	8	11	7.0	3	3	1	3	0	17	10.0	
at Eastern Kentucky	12/03/16	*	30	5-16	.313	0-3	.000	9-12	.750	0	6	6	6.8	4	4	2	0	1	19	11.5	
at Chattanooga	12/06/16	*	38	6-11	.545	0-1	.000	3-6	.500	4	4	8	7.0	4	1	2	2	0	15	12.0	
TOLEDO	12/10/16	*	21	7-10	.700	2-4	.500	0-2	.000	0	5	5	6.8	5	0	0	4	1	16	12.5	
at Cincinnati	12/22/16	*	27	4-10	.400	2-3	.667	4-4	1.000	2	3	5	6.6	5	3	1	0	1	14	12.7	
at Pitt	12/28/16	*	24	9-14	.643	1-2	.500	3-5	.600	4	7	11	7.0	4	3	4	1	0	22	13.6	
at FIU	12/31/16	*	28	3-4	.750	0-0	.000	0-1	.000	0	7	7	7.0	3	4	2	1	1	6	12.9	
at FAU	1/2/2017	*	35	13-20	.650	1-2	.500	4-10	.400	4	9	13	7.5	3	2	2	1	2	31	14.4	
OLD DOMINION	1/5/2017	*	33	7-13	.538	0-2	.000	7-8	.875	3	10	13	7.9	5	1	7	5	0	21	14.9	
CHARLOTTE	1/7/2017	*	33	9-14	.643	2-3	.667	4-7	.571	2	12	14	8.4	1	3	5	1	2	24	15.6	
at Middle Tennessee	1/12/17	*	32	6-13	.462	0-1	.000	0-1	.000	1	7	8	8.3	4	1	1	0	1	12	15.3	
at UAB	01/14/17	*	35	6-9	.667	1-2	.500	5-6	.833	2	8	10	8.4	4	3	2	2	2	18	15.5	
WKU	01/21/17	*	34	3-7	.429	1-3	.333	1-3	.333	2	8	10	8.5	2	2	0	2	0	8	15.1	
UTSA	1/26/17	*	26	5-9	.556	1-3	.333	1-4	.250	0	9	9	8.6	3	3	2	2	0	12	14.9	
UTEP	1/28/17	*	22	5-8	.625	0-1	.000	4-5	.800	2	6	8	8.5	5	1	1	2	0	14	14.8	
at Southern Miss	02/02/17	*	25	5-9	.556	0-2	.000	1-2	.500	3	7	10	8.6	5	1	1	2	0	11	14.7	
at LA Tech	2/4/17	*	27	4-14	.286	0-2	.000	6-7	.857	3	4	7	8.5	4	5	3	2	0	14	14.6	
at WKU	02/11/17	*	37	2-4	.500	1-1	1.000	7-13	.538	0	5	5	8.4	4	3	2	1	3	12	14.5	
UAB	02/16/17	*	30	5-10	.500	2-4	.500	5-6	.833	3	4	7	8.3	2	3	3	1	2	17	14.6	
MIDDLE TENNESSEE	2/18/17	*	34	5-9	.556	0-1	.000	10-13	.769	7	6	13	8.5	3	5	4	1	2	20	14.8	
at ODU	2/23/17	*	30	1-5	.200	0-1	.000	5-6	.833	2	5	7	8.4	4	3	3	2	0	7	14.5	
at Charlotte	02/25/17	*	29	4-6	.667	2-3	.667	5-8	.625	1	12	13	8.6	4	1	6	1	2	15	14.5	
RICE	3/2/17	*	28	6-13	.462	1-3	.333	0-2	.000	2	8	10	8.7	4	1	2	0	1	13	14.5	
NORTH TEXAS	3/4/17	*	32	10-14	.714	0-2	.000	9-15	.600	4	6	10	8.7	4	2	3	3	0	29	15.0	
vs Florida Atlantic	03/08/17	*	26	3-10	.300	1-4	.250	4-4	1.000	1	4	5	8.6	1	0	1	1	1	11	14.9	
vs Old Dominion	03/09/17	*	22	1-4	.250	0-3	.000	3-4	.750	1	1	2	8.4	3	0	1	5	1	5	14.5	
vs Louisiana Tech	03/10/17	*	38	7-11	.636	0-0	.000	5-7	.714	1	10	11	8.5	2	3	2	0	1	19	14.7	
Totals			31	903	158-309	.511	19-67	.284	120-186	.645	63	199	262	8.5	107	72	76	53	25	455	14.7

Games played: 31
 Minutes/game: 29.1
 Points/game: 14.7
 FG Pct: 51.1
 3FG Pct: 28.4
 FT Pct: 64.5

Rebounds/game: 8.5
 Assists/game: 2.3
 Turnovers/game: 2.5
 Assist/turnover ratio: 0.9
 Steals/game: 0.8
 Blocks/game: 1.7

CAREER STATS

Season	gp-gs	min/avg	Total		3-Point		F-Throws		Rebounds				Scoring							
			fg-fga	pct	fg-fga	pct	ft-fa	pct	off	def	tot	avg	pf	fo	ast	to	blk	stl	pts	avg
2013-14	31-29	796/25.7	136-286	.476	19-66	.288	106-151	.702	62	162	224	7.2	111	9	30	57	19	22	397	12.8
2014-15	32-32	920/28.8	152-359	.423	28-102	.275	118-169	.698	60	215	275	8.6	100	5	90	88	25	28	450	14.1
2015-16	33-33	881/26.7	168-303	.554	22-67	.328	112-173	.647	66	152	218	6.6	124	14	99	80	25	35	470	14.2
2016-17	31-31	903/29.1	158-309	.511	19-67	.284	120-186	.645	63	199	262	8.5	107	7	72	76	53	25	455	14.7
TOTAL	127-125	3500/27.6	614-1257	.488	88-302	.291	456-679	.672	251	728	979	7.7	442	35	291	301	122	110	1772	14.0

@HerdMBB

#ONEHERD

TAYLOR'S 2016-17 HIGHS

Points

S: 31, at Florida Atlantic, 1/2/17
 C: Same

Field Goals Made

S: 13, at Florida Atlantic, 1/2/17
 C: Same

Field Goals Attempted

S: 20, at Florida Atlantic, 1/2/17
 C: 20, twice

3PT Field Goals Made

S: 2, three times
 C: 3, four times

3PT Field Goals Attempted

S: 6, vs. Ohio, 11/30/16
 C: 8, at Arkansas State, 12/20/14

Free Throws Made

S: 9, at Eastern Kentucky, 12/3/16
 C: 11 vs. No. 20 West Virginia, 12/17/15

Free Throws Attempted

S: 12, at Eastern Kentucky, 12/3/16
 C: 17, at No. 7 Louisville, 11/21/14

Rebounds

S: 14, vs. Charlotte, 1/7/17
 C: 18, at No. 7 Louisville, 11/21/14

Assists

S: 5, three times
 C: 8, twice

Turnovers

S: 7, vs. Old Dominion, 1/5/17
 C: 8, vs. Old Dominion, 1/8/15

Blocked Shots

S: 5, vs. Old Dominion, 1/5/17
 C: Same

Steals

S: 2, three times
 C: 4, at FIU, 1/15/15

Minutes

S: 38, at Chattanooga, 12/6/16
 C: Same

	Sea.	Car.
10+ Pts:	24	97
20+ Pts:	5	17
30+ Pts:	1	1
5+ Rebs:	29	105
10+ Rebs:	10	37
5+ Asts:	4	16
Double-D:	13	40



32

PHIL BLEDSOE

FRESHMAN | F/G | 6-6 | 224

WHEELING, W.VA. | WHEELING PARK HS

2016-17 Season Highlights

- His six rebounds against West Virginia Wesleyan (Dec. 19) were a career-high. His five points came from 2-of-5 FGs and dished out his two assists. Those assists were his first career dimes.
- Tied a career-high with seven points against Toledo (Dec. 10). They came from one 3-pointer made (ties a career-high) and two FGs (ties a career-high), one of which was his first career dunk.
- Scored three points from his lone three-pointer of the game at Chattanooga (Dec. 6).
- Tied a career-high with five rebounds at Ohio State (Nov. 25), while scoring five points, collecting his second three-pointer of the year and going a career-high 2-of-6 from the field.
- Had career-highs in points (seven), rebounds (five) and minutes (21) vs. Jackson State (Nov. 21). Went from 5-of-8 from the free throw line and made one FG.
- Scored his first three-pointer, collected his first field goal, made four rebounds and a steal in 10 minutes of play vs. Western Carolina (Nov. 19).
- Made his collegiate debut and scored his first collegiate points vs. Morehead State (Nov. 16).

SEASON STATS

Opponent	Date	gs	min	Total		3-Pointers		Free throws		Rebounds				pf	a	t/o	blk	stl	pts	avg
				fg-fga	pct	3fg-fga	pct	ft-fa	pct	off	def	tot	avg							
MOREHEAD STATE	11/16/16	4	0-0	.000	0-0	.000	2-2	1.000	0	1	1	1.0	0	0	0	0	0	2	2.0	
WESTERN CAROLINA	11/19/16	10	1-4	.250	1-1	1.000	2-2	1.000	2	2	4	2.5	1	0	0	0	1	5	3.5	
JACKSON STATE	11/21/16	21	1-2	.500	0-0	.000	5-8	.625	3	2	5	3.3	1	0	0	0	0	7	4.7	
at Ohio State	11/25/16	16	2-6	.333	1-2	.500	0-0	.000	1	4	5	3.8	2	0	1	0	0	5	4.8	
OHIO	11/30/16	2	0-0	.000	0-0	.000	0-2	.000	0	0	0	3.0	0	0	0	0	0	0	3.8	
at Chattanooga	12/06/16	5	1-3	.333	1-2	.500	0-0	.000	1	0	1	2.7	1	0	0	0	0	3	3.7	
TOLEDO	12/10/16	13	2-3	.667	1-1	1.000	2-3	.667	0	0	0	2.3	2	0	0	0	0	7	4.1	
at AKRON	12/17/16	9	1-1	1.000	0-0	.000	0-0	.000	1	1	2	2.3	1	0	0	0	1	2	3.9	
W.VA. WESLEYAN	12/19/16	18	2-5	.400	1-4	.250	0-0	.000	1	5	6	2.7	1	2	0	0	0	5	4.0	
at Pitt	12/28/16	1	0-1	.000	0-0	.000	0-0	.000	1	0	1	2.5	0	0	0	0	0	0	3.6	
at FIU	12/31/16	3	0-0	.000	0-0	.000	2-2	1.000	0	0	0	2.3	0	0	0	0	0	2	3.5	
at FAU	1/2/2017	3	0-0	.000	0-0	.000	0-0	.000	0	1	1	2.2	0	0	0	0	1	0	3.2	
CHARLOTTE	1/7/2017	2	0-1	.000	0-0	.000	0-0	.000	0	0	0	2.0	0	0	1	0	0	0	2.9	
WKU	01/21/17	2	0-1	.000	0-0	.000	0-0	.000	1	0	1	1.9	0	0	0	0	0	0	2.7	
UTSA	1/26/17	6	1-3	.333	0-1	.000	1-2	.500	0	5	5	2.1	1	1	0	0	0	3	2.7	
vs Florida Atlantic	03/08/17	0	0-0	.000	0-0	.000	0-0	.000	0	0	0	2.0	0	0	0	0	0	0	2.6	
Totals		0	115	11-30	.367	5-11	.455	14-21	.667	11	21	32	2.0	10	3	2	0	3	41	2.6

Games played: 16
 Minutes/game: 7.2
 Points/game: 2.6
 FG Pct: 36.7
 3FG Pct: 45.5
 FT Pct: 66.7

Rebounds/game: 2.0
 Assists/game: 0.2
 Turnovers/game: 0.1
 Assist/turnover ratio: 1.5
 Steals/game: 0.2

BLEDSOE'S 2016-17 HIGHS

Points
 S: 7, twice
 C: Same

Field Goals Made
 S: 2, three times
 C: Same

Field Goals Attempted
 S: 6, at Ohio State, 11/25/16
 C: Same

3PT Field Goals Made
 S: 1, five times
 C: Same

3PT Field Goals Attempted
 S: 4, vs. West Virginia Wesleyan, 12/19/16
 C: Same

Free Throws Made
 S: 5, vs. Jackson State, 11/21/16
 C: Same

Free Throws Attempted
 S: 8, vs. Jackson State, 11/21/16
 C: Same

Rebounds
 S: 6, vs. West Virginia Wesleyan, 12/19/16
 C: Same

Assists
 S: 2, vs. West Virginia Wesleyan, 12/19/16
 C: Same

Turnovers
 S: 1, twice
 C: Same

Blocked Shots
 S: --
 C: Same

Steals
 S: 1, three times
 C: Same

Minutes
 S: 21, vs. Jackson State, 11/21/16
 C: Same

	Sea.	Car.
10+ Pts:	--	--
20+ Pts:	--	--
5+ Rebs:	1	1
10+ Rebs:	--	--
5+ Asts:	2	2
Double-D:	--	--

CAREER STATS

Season	gp-gs	min/avg	Total		3-Point		F-Throws		Rebounds				Scoring							
			fg-fga	pct	fg-fga	pct	ft-fa	pct	off	def	tot	avg	pf	fo	ast	to	blk	stl	pts	avg
2016-17	16-0	115/7.2	11-30	.367	5-11	.455	14-21	.667	11	21	32	2.0	10	0	3	2	0	3	41	2.6
TOTAL	16-0	115/7.2	11-30	.367	5-11	.455	14-21	.667	11	21	32	2.0	10	0	3	2	0	3	41	2.6



#33

JON ELMORE

JUNIOR | G | 6-3 | 189

CHARLESTON, W.VA. | VMI [GEORGE WASHINGTON HS]

2016-17 Season Highlights

- All-Conference USA first team selection
- Preseason All-Conference USA selection.
- Conference USA Player of the Week for Dec. 12.
- No. 1 in C-USA in scoring (20.0) and in assists (6.0).
- Became the first player in Marshall history to collect three consecutive double-doubles with points and assists (10 points and 10 assists at Akron on Dec. 10), (27 points and 12 assists at Chattanooga on Dec. 6) and (35 points and 10 assists vs. Toledo on Dec. 10).
- Scored 32 points and pulled down nine rebounds against WKU (Feb. 11).
- Collected his sixth double-double of the season against La. Tech (Feb. 4) when he dished out 11 assists and scored 14 points. Also pulled down five rebounds and made one steal.
- Made seven three-pointers against WKU (Jan. 21), which tied a career-high. Also scored 27 points and dished out six assists.
- Scored 12 points and dished out 10 assists against UTSA (Jan. 26) to collect his fifth double-double of the season.
- Collected his fourth double-double of the season when he scored a game-high 29 points and dished out 10 assists vs. Charlotte (Jan. 7).
- Had three consecutive double-doubles for the first time in his career from Dec. 6-17.
- Is the first player in program history to have three consecutive games with at least 10 assists Dec. 6-17.
- Became the first Herd player with two consecutive games with 10 assists since DeAndre Kane (2010-13).
- Scored a game-high 26 points against Old Dominion (Jan. 5), while also dishing out four assists and pulling down two rebounds.
- Scored 10 points, grabbed seven rebounds, dished out three assists and made three steals against West Virginia Wesleyan (Dec. 19)
- Collected his third straight double-double with 10 points and 10 assists at Akron (Dec. 17).
- Had his second consecutive double-double (10 assists and a career-high with 35 points vs. Toledo (Dec. 10). Those 35 points came from a career-high 11 FGs made.
- Collected his first double-double of the season from a 27 points and a career-high 12 assists at Chattanooga (Dec. 6). His 12 assists also marked the first time a Marshall player collected 10 assists since he did so vs. Old Dominion (Feb. 25). Added nine rebounds, which is also a career-high and made 12 free throws.
- His 22 points at FIU (Dec. 31) marked his eighth game of scoring at least 20 points during the 2016-17 season, which is a career-high. He also added six assists and four rebounds.
- Tied a team-high 19 points, while dishing out a team-high seven assists at Eastern Kentucky (Dec. 3). Also had a block and made three steals.
- His 28 points vs. Ohio (Nov. 30) came from shooting 6-of-14 from the field, 3-of-4 from behind the arc and 13-of-15 from free throws. Those free throw attempts tied a career-high (3/5/16 vs. Southern Miss). Also tied an at the time career-high with seven rebounds and added five assists.
- Scored 25 points by going 8-of-20 from the field, 4-of-12 from three-point land and had six assists in 34 minutes of action at Ohio State (Nov. 25).
- Scored 20 points vs. Jackson State (Nov. 21). Went 5-of-8 from the field in the second half. Also had dished out seven assists and made one steal.
- Scored 22 points vs. Western Carolina (Nov. 19). Made 7-14 FGs, 3-7 3pt, collected four rebounds and had six assists in 31 minutes of play.
- From Dec. 6-10 he made 12 free throws in consecutive games for the first time in his career.
- His 35 steals are a career-high in a single season.
- Has the most games with at least 12 free throws (six) in school history.

SEASON STATS

Opponent	Date	gs	min	fg-fga	pct	3fg-fga	pct	ft-fa	pct	off	def	tot	avg	pf	a	t/o	blk	stl	pts	avg	
N.C. CENTRAL	11/12/16	*	32	6-15	.400	3-9	.333	4-4	1.000	1	6	7	7.0	3	4	4	0	3	19	19.0	
MOREHEAD STATE	11/16/16	*	33	3-13	.231	1-5	.200	10-11	.909	0	5	5	6.0	2	6	1	2	2	17	18.0	
WESTERN CAROLINA	11/19/16	*	31	7-14	.500	3-7	.429	5-6	.833	0	4	4	5.3	1	6	1	0	1	22	19.3	
JACKSON STATE	11/21/16	*	34	8-16	.500	0-4	.000	4-6	.667	0	1	1	4.3	1	7	7	0	1	20	19.5	
at Ohio State	11/25/16	*	34	8-20	.400	4-12	.333	5-6	.833	0	1	1	3.6	2	6	6	0	0	25	20.6	
OHIO	11/30/16	*	38	6-14	.429	3-4	.750	13-15	.867	1	6	7	4.2	2	5	4	1	2	28	21.8	
at Eastern Kentucky	12/03/16	*	38	6-19	.316	3-11	.273	4-6	.667	1	1	2	3.9	3	7	7	1	3	19	21.4	
at Chattanooga	12/06/16	*	39	6-16	.375	3-8	.375	12-17	.706	3	6	9	4.5	4	12	7	0	1	27	22.1	
TOLEDO	12/10/16	*	41	11-19	.579	1-4	.250	12-13	.923	0	4	4	4.4	1	10	5	0	1	35	23.6	
at AKRON	12/17/16	*	37	3-16	.188	3-9	.333	1-4	.250	1	2	3	4.3	2	10	3	0	2	10	22.2	
W.VA. WESLEYAN	12/19/16	*	19	4-10	.400	2-7	.286	0-0	.000	1	6	7	4.5	3	3	1	0	3	10	21.1	
at Cincinnati	12/22/16	*	41	6-16	.375	4-10	.400	4-4	1.000	0	4	4	4.5	0	6	4	0	1	20	21.0	
at Pitt	12/28/16	*	33	4-11	.364	0-2	.000	11-12	.917	1	2	3	4.4	3	6	3	0	0	19	20.8	
at FIU	12/31/16	*	29	7-10	.700	4-6	.667	4-4	1.000	0	4	4	4.4	0	6	2	0	0	22	20.9	
at FAU	1/2/2017	*	31	3-12	.250	2-6	.333	3-4	.750	1	2	3	4.3	1	2	2	0	1	11	20.3	
OLD DOMINION	1/5/2017	*	39	6-11	.545	2-4	.500	12-13	.923	0	2	2	4.1	2	4	5	1	3	26	20.6	
CHARLOTTE	1/7/2017	*	34	8-15	.533	1-3	.333	12-15	.800	3	1	4	4.1	1	10	1	0	2	29	21.1	
at Middle Tennessee	1/12/17	*	34	2-7	.286	2-4	.500	4-7	.571	0	6	6	4.2	0	1	4	0	1	10	20.5	
at UAB	01/14/17	*	34	5-14	.357	2-8	.250	1-4	.250	1	3	4	4.2	3	5	2	1	0	13	20.1	
WKU	01/21/17	*	32	10-19	.526	7-12	.583	0-0	.000	0	5	5	4.3	0	6	3	0	0	27	20.5	
UTSA	1/26/17	*	26	3-10	.300	1-5	.200	5-6	.833	0	1	1	4.1	0	10	1	0	2	12	20.0	
UTEP	1/28/17	*	37	2-12	.167	0-7	.000	7-8	.875	0	5	5	4.1	3	6	2	0	2	11	19.6	
at Southern Miss	02/02/17	*	39	5-14	.357	1-6	.167	10-16	.625	1	4	5	4.2	2	2	3	0	1	21	19.7	
at LA Tech	2/4/17	*	38	6-16	.375	2-6	.333	0-0	.000	3	2	5	4.2	4	11	3	0	1	14	19.5	
at WKU	02/11/17	*	33	10-16	.625	5-7	.714	7-8	.875	0	9	9	4.4	4	4	2	0	0	32	20.0	
UAB	02/16/17	*	37	9-19	.474	4-10	.400	3-3	1.000	0	3	3	4.3	1	5	0	0	1	25	20.2	
MIDDLE TENNESSEE	2/18/17	*	38	7-18	.389	1-5	.200	3-3	1.000	1	3	4	4.3	2	5	3	0	0	18	20.1	
at ODU	2/23/17	*	37	4-15	.267	2-8	.250	5-6	.833	0	8	8	4.5	3	2	5	0	1	15	19.9	
at Charlotte	02/25/17	*	38	10-17	.588	0-1	.000	6-8	.750	0	3	3	4.4	2	7	4	0	1	26	20.1	
RICE	3/2/17	*	39	8-18	.444	1-5	.200	10-10	1.000	0	4	4	4.4	3	10	1	0	0	27	20.3	
NORTH TEXAS	3/4/17	*	38	7-15	.467	4-7	.571	1-1	1.000	2	1	3	4.4	1	6	2	0	2	19	20.3	
vs Florida Atlantic	03/08/17	*	32	4-13	.308	2-8	.250	4-6	.667	0	3	3	4.3	0	5	3	0	0	14	20.1	
vs Old Dominion	03/09/17	*	38	5-11	.455	1-5	.200	4-5	.800	0	9	9	4.5	0	4	3	0	1	15	19.9	
vs Louisiana Tech	03/10/17	*	37	7-14	.500	7-12	.583	0-0	.000	0	1	1	4.4	2	4	2	1	0	21	20.0	
Totals			34	1190	206-495	.416	81-227	.357	186-231	.805	21	127	148	4.4	61	203	106	7	39	679	20.0

Games played: 34
 Minutes/game: 35.0
 Points/game: 20.0
 FG Pct: 41.6
 3FG Pct: 35.7
 FT Pct: 80.5

Rebounds/game: 4.4
 Assists/game: 6.0
 Turnovers/game: 3.1
 Assist/turnover ratio: 1.9
 Steals/game: 1.1
 Blocks/game: 0.2

CAREER STATS

Season	gp-gs	min/avg	Total		3-Point		F-Throws		Rebounds					Scoring						
			fg-fga	pct	fg-fga	pct	ft-fa	pct	off	def	tot	avg	pf	fo	ast	to	blk	stl	pts	avg
2015-16	25-25	866/34.6	111-295	.376	61-177	.345	98-122	.803	19	66	85	3.4	64	2	145	64	3	19	381	15.2
2016-17	34-34	1190/35.0	206-495	.416	81-227	.357	186-231	.805	21	127	148	4.4	61	0	203	106	7	39	679	20.0
TOTAL	59-59	2056/34.8	317-790	.401	142-404	.351	284-353	.805	40	193	233	3.9	125	2	348	170	10	58	1060	18.0

ELMORE'S 2016-17 HIGHS

Points

S: 35, vs. Toledo, 12/10/16
 C: Same

Field Goals Made

S: 11, vs. Toledo, 12/10/16
 C: Same

Field Goals Attempted

S: 20, at Ohio State, 11/25/16
 C: Same

3PT Field Goals Made

S: 7, twice, last vs. La. Tech 3/10/17
 C: Same

3PT Field Goals Attempted

S: 12, twice
 C: 13, at North Texas, 1/14/16

Free Throws Made

S: 13, vs. Ohio, 11/30/16
 C: 15, vs. Southern Miss, 3/5/16

Free Throws Attempted

S: 17, at Chattanooga, 12/6/16
 C: Same

Rebounds

S: 9, at Chattanooga, 12/6/16
 C: Same

Assists

S: 12, at Chattanooga, 12/6/16
 C: Same

Turnovers

S: 7, three times
 C: Same

Blocked Shots

S: 2, Morehead State, 11/16/16
 C: 2, vs. twice

Steals

S: 3, four times
 C: 4, vs. WKU, 1/3/16

Minutes

S: 41, twice
 C: 43, twice

	Sea.	Car.
10+ Pts:	34	54
20+ Pts:	17	23
30+ Pts:	2	3
5+ Rebs:	13	18
10+ Rebs:	--	--
5+ Asts:	24	39
10+ Asts:	6	9
Double-D:	6	8



#35

AUSTIN LOOP

SENIOR | G | 6-4 | 210

SOUTH WEBSTER, OHIO | SOUTH WEBSTER HS

2016-17 Season Highlights

- Is No. 1 in program history for career three-pointers made (289).
- Became No. 1 when he nailed a 3-pointer at the 1:40 mark in the first half against UTEP (Jan. 28) to surpass Tamar Slay.
- Joined the 1,000-point club when he dunked against WKU on Feb. 11. Also scored 20 points and made six 3-pointers.
- His 108 3-pointers this season are No. 3 in an individual season in program history.
- Surpassed Keith Veney in career three-pointers made (241) when Marshall hosted WKU (Jan. 21). Loop made five threes that game.
- Is No. 4 in C-USA for all-time three-pointers made.
- Is the first Marshall player to have 200 three-pointers in his career since Damier Pitts (2008-12).
- Scored a game-high 18 points against UTSA (Jan. 26) by shooting 6-of-12 from three-point land.
- Made 5-of-8 threes against Charlotte (Jan. 7). Also made a season-high three steals.
- Moved up to No. 3 in Marshall history for three-pointers vs. Toledo (Dec. 10) when he went 4-of-7 from behind the arc.
- His 15 points from five made three-pointers vs. Ohio (Nov. 30) marked the second time in his career he made five three-pointers in back-to-back games.
- Surpassed 200 career three-pointers vs. Ohio (Nov. 30).
- Scored a season-high 24 points at Akron (Dec. 17) from a season-tying five three pointers and a season-high seven field goals. Also went a perfect 5-of-5 from the free throw line.
- Tied a previous season-high with five made three-pointers at Ohio State (Nov. 25). Also scored 15 points, had two rebounds and collected one assist.
- Scored 17 points and made five three-pointers vs. Western Carolina (Nov. 19). Both of which were season-highs.
- Has made at least two 3-pointers in 14 games this season.
- Scored 14 points and dished out a season-high three assists at FIU (Dec. 31).
- His 14 points against Old Dominion (Jan. 5) came from 4-of-8 three-pointers and one foul shot.
- Has made at least five 3-pointers in four of the last five games.

SEASON STATS

Opponent	Date	gs	min	fg-fga	pct	3fg-fga	pct	ft-fa	pct	off	def	tot	avg	pf	a	to	blk	stl	pts	avg	
N.C. CENTRAL	11/12/16	-	34	2-9	.222	2-9	.222	2-2	1.000	2	2	4	4.0	2	1	0	0	0	8	8.0	
MOREHEAD STATE	11/16/16	-	28	2-5	.400	2-5	.400	2-2	1.000	0	3	3	3.5	1	0	0	0	0	8	8.0	
WESTERN CAROLINA	11/19/16	-	23	5-9	.556	5-9	.556	2-2	1.000	0	4	4	3.7	1	0	1	0	2	17	11.0	
JACKSON STATE	11/21/16	-	30	2-4	.500	2-3	.667	2-2	1.000	0	2	2	3.3	0	2	0	0	0	8	10.3	
at Ohio State	11/25/16	-	26	5-9	.556	5-9	.556	0-0	.000	0	2	2	3.0	2	1	0	0	1	15	11.2	
OHIO	11/30/16	-	38	5-9	.556	5-8	.625	0-0	.000	0	1	1	2.7	2	2	0	0	2	15	11.8	
at Eastern Kentucky	12/03/16	-	36	3-8	.375	3-8	.375	1-1	1.000	2	3	5	3.0	3	2	1	1	2	10	11.6	
at Chattanooga	12/06/16	-	36	3-5	.600	2-4	.500	2-2	1.000	1	1	2	2.9	1	1	4	0	1	10	11.4	
TOLEDO	12/10/16	-	35	4-7	.571	4-7	.571	0-0	.000	0	0	0	2.6	2	1	0	1	0	12	11.4	
at AKRON	12/17/16	-	36	7-12	.583	5-10	.500	5-5	1.000	0	2	2	2.5	3	1	0	0	2	24	12.7	
W.VA. WESLEYAN	12/19/16	-	21	0-6	.000	0-6	.000	1-2	.500	0	1	1	2.4	0	1	0	1	1	1	11.6	
at Cincinnati	12/22/16	-	27	2-4	.500	2-4	.500	0-0	.000	0	0	0	2.2	2	1	0	0	0	6	11.2	
at Pitt	12/28/16	-	28	2-7	.286	2-7	.286	2-2	1.000	2	0	2	2.2	3	0	0	0	1	8	10.9	
at FIU	12/31/16	-	26	5-10	.500	4-9	.444	0-0	.000	0	0	0	2.0	3	3	1	1	0	14	11.1	
at FAU	1/2/2017	-	25	3-4	.750	3-4	.750	0-0	.000	0	3	3	2.1	2	0	0	0	0	9	11.0	
OLD DOMINION	1/5/2017	-	36	4-8	.500	4-8	.500	2-3	.667	0	0	0	1.9	3	1	1	0	1	14	11.2	
CHARLOTTE	1/7/2017	-	29	5-8	.625	5-7	.714	0-0	.000	0	0	0	1.8	1	0	1	0	3	15	11.4	
at Middle Tennessee	1/12/17	-	29	2-6	.333	2-6	.333	0-0	.000	1	2	3	1.9	1	0	0	0	2	6	11.1	
at UAB	01/14/17	-	28	1-7	.143	1-7	.143	0-0	.000	0	2	2	1.9	0	0	0	1	0	3	10.7	
WKU	01/21/17	-	29	6-11	.545	5-10	.500	0-0	.000	0	0	0	1.8	0	2	1	1	1	17	11.0	
UTSA	1/26/17	-	28	6-12	.500	6-12	.500	0-0	.000	0	4	4	1.9	1	2	0	1	1	18	11.3	
UTEP	1/28/17	-	35	2-5	.400	2-5	.400	1-2	.500	0	0	0	1.8	0	1	0	0	0	7	11.1	
at Southern Miss	02/02/17	-	34	5-10	.500	5-10	.500	0-0	.000	0	1	1	1.8	4	1	0	0	0	15	11.3	
at LA Tech	2/4/17	-	35	5-8	.625	5-8	.625	0-0	.000	0	1	1	1.8	1	1	1	0	0	15	11.5	
at WKU	02/11/17	-	36	7-11	.636	6-10	.600	0-0	.000	0	1	1	1.7	2	0	1	0	0	20	11.8	
UAB	02/16/17	-	33	0-5	.000	0-5	.000	0-0	.000	0	3	3	1.8	0	0	1	0	1	0	11.3	
MIDDLE TENNESSEE	2/18/17	-	32	1-6	.167	1-6	.167	1-2	.500	0	0	0	1.7	2	1	1	0	1	4	11.1	
at ODU	2/23/17	-	34	5-9	.556	5-9	.556	3-3	1.000	0	1	1	1.7	2	1	0	0	2	18	11.3	
at Charlotte	02/25/17	-	35	2-6	.333	1-5	.200	1-2	.500	0	1	1	1.7	1	1	0	0	1	6	11.1	
RICE	3/2/17	-	34	1-5	.200	1-5	.200	0-0	.000	1	1	2	1.7	0	3	0	0	0	3	10.9	
NORTH TEXAS	3/4/17	-	34	4-12	.333	4-11	.364	0-0	.000	3	3	6	1.8	3	2	1	0	1	12	10.9	
vs Florida Atlantic	03/08/17	-	25	2-5	.400	2-5	.400	4-4	1.000	0	5	5	1.9	0	0	1	0	0	10	10.9	
vs Old Dominion	03/09/17	-	27	1-6	.167	1-6	.167	0-0	.000	0	1	1	1.9	0	2	1	0	0	3	10.6	
vs Louisiana Tech	03/10/17	-	35	6-8	.750	6-8	.750	0-0	.000	1	4	5	2.0	3	4	1	0	1	18	10.9	
Totals			34	1057	115-256	.449	108-245	.441	31-36	.861	13	54	67	2.0	51	38	18	9	25	369	10.9

Games played: 34
 Minutes/game: 31.1
 Points/game: 10.9
 FG Pct: 44.9
 3FG Pct: 44.1
 FT Pct: 86.1

Rebounds/game: 2.0
 Assists/game: 1.1
 Turnovers/game: 0.5
 Assist/turnover ratio: 2.1
 Steals/game: 0.7
 Blocks/game: 0.3

CAREER STATS

Season	gp-gs	min/avg	Total		3-Point		F-Throws		Rebounds				Scoring							
			fg-fga	pct	fg-fga	pct	ft-fa	pct	off	def	tot	avg	pf	fo	ast	to	blk	stl	pts	avg
2013-14	13-0	75/5.8	13-33	.394	11-30	.367	4-6	.667	0	3	3	0.2	12	0	4	1	1	2	41	3.2
2014-15	32-32	1033/32.3	108-257	.420	84-214	.393	63-71	.887	24	51	75	2.3	57	1	26	32	4	33	363	11.3
2015-16	33-33	955/28.9	97-238	.408	86-216	.398	31-36	.861	19	37	56	1.7	55	0	34	14	8	24	311	9.4
2016-17	34-34	1057/31.1	115-256	.449	108-245	.441	31-36	.861	13	54	67	2.0	51	0	38	18	9	25	369	10.9
TOTAL	112-99	3120/27.9	333-784	.425	289-705	.410	129-149	.866	56	145	201	1.8	175	1	102	65	22	84	1084	9.7

LOOP'S 2016-17 HIGHS

Points

S: 24, at Akron, 12/17/16
 C: 26, twice

Field Goals Made

S: 7, at Akron, 12/17/16
 C: 8, vs. Eastern Kentucky, 12/12/15

Field Goals Attempted

S: 12, twice
 C: 15, at Southern Miss, 1/29/15

3PT Field Goals Made

S: 6, UTSA, 1/26/17
 C: 8, vs. Eastern Kentucky, 12/12/15

3PT Field Goals Attempted

S: 12, vs. UTSA, 1/26/17
 C: 13, twice

Free Throws Made

S: 5, at Akron, 12/17/16
 C: 9, vs. FIU, 2/26/15

Free Throws Attempted

S: 5, at Akron, 12/17/16
 C: 9, vs. FIU, 2/26/15

Rebounds

S: 5, at EKU, 12/3/16
 C: Same

Assists

S: 3, at FIU, 12/31/16
 C: 4, twice

Turnovers

S: 4, at Chattanooga, 12/6/16
 C: same

Blocked Shots

S: 2, at ODU, 2/24/17
 C: 2, twice

Steals

S: 3, vs. Charlotte, 1/7/17
 C: 4, vs. WVU Tech, 11/18/14

Minutes

S: 38, vs. Ohio, 11/30/16
 C: 42, at FIU, 1/15/15

	Sea.	Car.
10+ Pts:	18	53
20+ Pts:	2	9
5+ Rebs:	3	3
10+ Rebs:	--	--
5+ Asts:	--	--
Double-D:	--	--



#50

MILAN MIJOVIC

JUNIOR | F | 6-9 | 245

BELGRADE, SERBIA | SECONDARY VOCATIONAL SCHOOL

2016-17 Season Highlights

- Made his first career three-pointer vs. West Virginia Wesleyan (Dec. 19). He also scored seven points, grabbed four rebounds and made one assist.
- Scored a career-high eight points at Akron (Dec. 17). The points came from a career-high three field goals made and a career-tying two free throws. Also played in a career-tying 21 minutes.
- His four consecutive games of at least three points to begin the season was a career first.
- Scored four points vs. Toledo (Dec. 10). Also saw 13 minutes on the floor.
- Scored four points at Chattanooga (Dec. 6).
- Scored four points and grabbed two rebounds vs. Ohio (Nov. 30).
- Made season debut vs. Western Carolina (Nov. 19).
- Scored three points and grabbed one rebound vs. Western Carolina.

MIJOVIC'S 2016-17 HIGHS

Points

S: 8, at Akron, 12/17/16
C: Same

Field Goals Made

S: 3, twice
C: Same

Field Goals Attempted

S: 5, vs. West Virginia Wesleyan
C: Same

3PT Field Goals Made

S: 1, vs. West Virginia Wesleyan, 12/19/16
C: Same

3PT Field Goals Attempted

S: 1, vs. West Virginia Wesleyan, 12/19/16
C: Same

Free Throws Made

S: 2, twice
C: 3, three times

Free Throws Attempted

S: 4, at Akron, 12/17/16
C: 6, at Nevada, 12/22/14

Rebounds

S: 4, vs. West Virginia Wesleyan, 12/19/16
C: 6, at Nevada, 12/22/14

Assists

S: 1, three times
C: 1, nine times

Turnovers

S: 2, at Ohio State, 11/25/16
C: 3, at WKU, 1/4/15

Blocked Shots

S: 1, twice
C: 1, three times

Steals

S: 1, three times
C: 1, nine times

Minutes

S: 21, at Akron, 12/17/16
C: 21, twice

	Sea.	Car.
10+ Pts:	--	--
20+ Pts:	--	--
5+ Rebs:	--	1
10+ Rebs:	--	--
5+ Asts:	--	--
Double-D:	--	--

// SEASON STATS

Opponent	Date	gs	min	Total		3-Pointers		Free throws		Rebounds				pf	a	t/o	blk	stl	pts	avg
				fg-fga	pct	3fg-fga	pct	ft-fa	pct	off	def	tot	avg							
WESTERN CAROLINA	11/19/16	10	1-2	.500	0-0	.000	1-2	.500	0	1	1	1.0	2	0	0	1	0	3	3.0	
at Ohio State	11/25/16	12	2-2	1.000	0-0	.000	0-0	.000	0	2	2	1.5	5	0	2	0	0	4	3.5	
OHIO	11/30/16	9	1-1	1.000	0-0	.000	2-2	1.000	1	1	2	1.7	1	0	0	0	0	4	3.7	
at Eastern Kentucky	12/03/16	12	0-0	.000	0-0	.000	0-0	.000	0	2	2	1.8	2	0	1	0	0	0	2.8	
at Chattanooga	12/06/16	8	2-4	.500	0-0	.000	0-0	.000	0	0	0	1.4	0	0	0	0	0	4	3.0	
TOLEDO	12/10/16	13	2-4	.500	0-0	.000	0-0	.000	0	0	0	1.2	3	0	0	0	0	4	3.2	
at AKRON	12/17/16	21	3-4	.750	0-0	.000	2-4	.500	1	0	1	1.1	5	1	1	0	0	8	3.9	
W.VA. WESLEYAN	12/19/16	20	3-5	.600	1-1	1.000	0-0	.000	2	2	4	1.5	2	1	0	1	0	7	4.3	
at Cincinnati	12/22/16	10	0-0	.000	0-0	.000	0-0	.000	0	1	1	1.4	0	0	0	0	0	0	3.8	
at Pitt	12/28/16	10	2-2	1.000	0-0	.000	0-0	.000	0	1	1	1.4	1	0	0	0	0	4	3.8	
at FIU	12/31/16	6	0-0	.000	0-0	.000	1-2	.500	1	0	1	1.4	2	0	0	0	1	1	3.5	
at FAU	1/2/2017	7	1-1	1.000	0-0	.000	1-2	.500	0	3	3	1.5	1	0	1	0	1	3	3.5	
OLD DOMINION	1/5/2017	10	0-0	.000	0-0	.000	1-2	.500	0	2	2	1.5	1	1	1	0	1	1	3.3	
CHARLOTTE	1/7/2017	2	0-0	.000	0-0	.000	0-0	.000	0	0	0	1.4	1	0	0	0	0	0	3.1	
at Middle Tennessee	1/12/17	1	0-0	.000	0-0	.000	0-0	.000	0	0	0	1.3	0	0	0	0	0	0	2.9	
at UAB	01/14/17	2	0-0	.000	0-0	.000	0-0	.000	0	0	0	1.3	0	0	0	0	0	0	2.7	
WKU	01/21/17	3	0-0	.000	0-0	.000	0-0	.000	1	0	1	1.2	0	0	0	0	0	0	2.5	
UTSA	1/26/17	3	0-0	.000	0-0	.000	0-0	.000	0	0	0	1.2	0	0	1	0	0	0	2.4	
UTEP	1/28/17	4	0-0	.000	0-0	.000	0-0	.000	0	1	1	1.2	1	0	0	0	0	0	2.3	
at WKU	02/11/17	5	0-2	.000	0-0	.000	0-0	.000	1	1	2	1.2	1	0	0	0	0	0	2.2	
MIDDLE TENNESSEE	2/18/17	2	0-0	.000	0-0	.000	0-0	.000	0	0	0	1.1	0	0	0	0	0	0	2.0	
at ODU	2/23/17	7	1-1	1.000	0-0	.000	0-0	.000	0	0	0	1.1	1	1	2	0	2	2	2.0	
vs Florida Atlantic	03/08/17	2	0-0	.000	0-0	.000	0-0	.000	0	1	1	1.1	0	0	0	0	0	0	2.0	
Totals		0	179	18-28	.643	1-1	1.000	8-14	.571	7	18	25	1.1	29	4	9	2	5	45	2.0

Games played: 23
Minutes/game: 7.8
Points/name: 2.0

Rebounds/game: 1.1
Assists/game: 0.2
Turnovers/name: 0.4


// CAREER STATS

Season	gp-gs	min/avg	Total		3-Point		F-Throws		Rebounds				Scoring							
			fg-fga	pct	fg-fga	pct	ft-fa	pct	off	def	tot	avg	pf	fo	ast	to	blk	stl	pts	avg
2014-15	28-0	209/7.5	14-24	.583	0-0	.000	11-18	.611	16	19	35	1.3	46	0	4	17	0	6	39	1.4
2015-16	13-0	52/4.0	5-11	.455	0-0	.000	7-14	.500	7	9	16	1.2	12	0	3	3	1	0	17	1.3
2016-17	23-0	179/7.8	18-28	.643	1-1	1.000	8-14	.571	7	18	25	1.1	29	2	4	9	2	5	45	2.0
TOTAL	64-0	440/6.9	37-63	.587	1-1	1.000	26-46	.565	30	46	76	1.2	87	2	11	29	3	11	101	1.6



#3 JANSSON WILLIAMS- FRESHMAN F - NEWNA, GA. [NEWMAN]

HIGH SCHOOL: A 6-foot-9, 200-pound senior at Newnan High School in Georgia ... as a junior, he blocked 3.6 shots a game and pulled down 10-plus rebounds per contest ... named to the All-County Team by the Newnan Times-Herald newspaper ...



#23 RONDALE WATSON- JUNIOR G - LEWISBURG, W.VA. [WAKE FOREST]

PRIOR TO MARSHALL: Appeared in 12 games off the bench, including four ACC contests ... averaged 1.5 points and 0.8 rebounds per game ... scored a season-high six points (2-2 3FG) vs. Mount St. Mary's (Nov. 26) ...had five points in a season-high 16 minutes vs. Richmond (Dec. 28) ...made a 3-pointer at Boston College for his first career ACC points (Mar. 4) ... scored his first career point vs. Nicholls State (Nov. 24) ... made collegiate debut at Tulane (Nov. 17)

HIGH SCHOOL: 2014 McDonald's All-America nominee ... three-time all-state selection, including first team honors as a senior in 2013-14 when he averaged over 20 points per game ... as a junior in 2012-13, named second team all-state after averaging 21.6 points, eight rebounds, three assists and three steals per game ... led the Spartans to a 20-5 record during his junior season ... named second team all-state as a sophomore at Oak Hill H.S. in West Virginia ... played AAU ball for the Mountain State Magic

PERSONAL: Born March 13, 1996 in Beckley, W.Va ... son of Candice Brown and Wilson Watson, Jr. ... has one older sister (Maresha) ... full name is Rondale Ronny Watson

2016-17 COMBINED TEAM STATS

Overall record: 20-14 Conf: 10-8 Home: 13-3 Away: 4-11 Neutral: 3-0

#	Player	gp-gs	min	avg	Total		3-Point		F-Throw		Rebounds				pf	dq	a	to	blk	stl	pts	avg
					fg-fga	fg%	3fg-fga	3fg%	ft-fita	ft%	off	def	tot	avg								
33	ELMORE, Jon	34-34	1190	35.0	206-495	.416	81-227	.357	186-231	.805	21	127	148	4.4	61	0	203	106	7	39	679	20.0
02	BROWNING, Stevie	33-33	1046	31.7	199-431	.462	67-168	.399	67-82	.817	27	107	134	4.1	58	0	106	55	7	38	532	16.1
25	TAYLOR, Ryan	31-31	903	29.1	158-309	.511	19-67	.284	120-186	.645	63	199	262	8.5	107	7	72	76	53	25	455	14.7
35	LOOP, Austin	34-34	1057	31.1	115-256	.449	108-245	.441	31-36	.861	13	54	67	2.0	51	0	38	18	9	25	369	10.9
14	BURKS, C.J.	24-1	611	25.5	81-181	.448	27-70	.386	41-53	.774	12	51	63	2.6	47	0	57	51	7	19	230	9.6
01	THOMPSON, Terrence	22-20	494	22.5	69-134	.515	7-24	.292	62-99	.626	48	95	143	6.5	49	0	12	22	7	18	207	9.4
11	PENAVA, Ajdin	34-14	526	15.5	74-145	.510	9-40	.225	48-60	.800	37	98	135	4.0	121	8	18	34	38	15	205	6.0
21	NIKOLIC, Aleksa	24-3	343	14.3	30-60	.500	4-12	.333	4-7	.571	13	51	64	2.7	26	0	29	17	5	14	68	2.8
32	BLEDSON, Phil	16-0	115	7.2	11-30	.367	5-11	.455	14-21	.667	11	21	32	2.0	10	0	3	2	0	3	41	2.6
05	ALLISON, Ky're	22-0	194	8.8	20-55	.364	10-31	.323	5-7	.714	3	14	17	0.8	44	4	16	21	1	6	55	2.5
50	MJOVIC, Milan	23-0	179	7.8	18-28	.643	1-1	1.000	8-14	.571	7	18	25	1.1	29	2	4	9	2	5	45	2.0
00	THIENEMAN, Christian	20-0	160	8.0	9-23	.391	4-15	.267	5-8	.625	6	29	35	1.8	16	0	3	5	0	1	27	1.4
24	ELMORE, Ot	6-0	21	3.5	2-13	.154	2-11	.182	0-0	.000	0	0	0	0.0	1	0	0	0	0	1	6	1.0
04	KILGORE, Jacob	8-0	36	4.5	2-8	.250	2-8	.250	0-0	.000	1	5	6	0.8	2	0	0	0	2	0	6	0.8
Team											52	77	129		1		5					
Total.....		34	6875		994-2168	.458	346-930	.372	591-804	.735	314	946	1260	37.1	623	21	561	421	138	209	2925	86.0
Opponents.....		34	6875		1074-2337	.460	238-690	.345	470-715	.657	462	974	1436	42.2	696	20	507	451	114	208	2856	84.0

TEAM STATISTICS	MAR	OPP	Date	Opponent	Score	Att.			
SCORING	2925	2856	11/12/16	N.C. CENTRAL	w	81-69	5375		
Points per game	86.0	84.0	11/16/16	MOREHEAD STATE	w	85-77	5872		
Scoring margin	+2.0	-	11/19/16	WESTERN CAROLINA	w	98-63	5741		
FIELD GOALS-ATT	994-2168	1074-2337	11/21/16	JACKSON STATE	w	71-61	4785		
Field goal pct	.458	.460	11/25/16	at Ohio State	L	70-111	14355		
3 POINT FG-ATT	346-930	238-690	11/30/16	OHIO	w	98-88	6031		
3-point FG pct	.372	.345	12/03/16	at Eastern Kentucky	L	80-89	2100		
3-pt FG made per game	10.2	7.0	12/06/16	at Chattanooga	L	85-96	3064		
FREE THROWS-ATT	591-804	470-715	12/10/16	TOLEDO	Wot	111-105	5696		
Free throw pct	.735	.657	12/17/16	at AKRON	L	88-99	3598		
F-Throws made per game	17.4	13.8	12/19/16	W.VA. WESLEYAN	w	81-65	5196		
REBOUNDS	1260	1436	12/22/16	at Cincinnati	Lot	91-93	10540		
Rebounds per game	37.1	42.2	12/28/16	at Pitt	L	106-112	8028		
Rebounding margin	-5.2	-	* 12/31/16	at FIU	w	94-70	598		
ASSISTS	561	507	* 1/2/2017	at FAU	w	89-72	1009		
Assists per game	16.5	14.9	* 1/5/2017	OLD DOMINION	Wot	90-86	4573		
TURNOVERS	421	451	* 1/7/2017	CHARLOTTE	w	110-93	6617		
Turnovers per game	12.4	13.3	* 1/12/17	at Middle Tennessee	L	57-69	4598		
Turnover margin	+0.9	-	* 01/14/17	at UAB	L	78-94	3275		
Assist/turnover ratio	1.3	1.1	* 01/21/17	WKU	w	94-80	6813		
STEALS	209	208	* 1/26/17	UTSA	w	92-71	5297		
Steals per game	6.1	6.1	* 1/28/17	UTEP	L	68-91	6781		
BLOCKS	138	114	* 02/02/17	at Southern Miss	L	76-91	2373		
Blocks per game	4.1	3.4	* 2/4/17	at LA Tech	L	90-94	4804		
ATTENDANCE	93045	90086	* 02/11/17	at WKU	w	84-79	4742		
Home games-Avg/Game	16-5815	15-5091	* 02/16/17	UAB	w	74-59	5637		
Neutral site-Avg/Game	-	3-4571	* 2/18/17	MIDDLE TENNESSEE	L	86-97	7620		
Score by Periods	1st	2nd	OT	Totals	* 2/23/17	at ODU	L	65-86	6248
Marshall	1361	1522	42	2925	* 02/25/17	at Charlotte	w	93-89	7040
Opponents	1334	1488	34	2856	* 3/2/17	RICE	L	88-89	4994
					* 3/4/17	NORTH TEXAS	w	106-104	6017
					03/08/17	vs Florida Atlantic	w	89-74	6410
					03/09/17	vs Old Dominion	w	64-63	4005
					03/10/17	vs Louisiana Tech	w	93-77	3299

* - Conference game

2016-17 CONFERENCE TEAM STATS

RECORD:	OVERALL	HOME	AWAY	NEUTRAL
ALL GAMES	10-8	6-3	4-5	0-0
CONFERENCE	10-8	6-3	4-5	0-0
NON-CONFERENCE	0-0	0-0	0-0	0-0

##	Player	gp-gs	min	avg	Total		3-Point		F-Throw		Rebounds				pf	dq	a	to	blk	stl	pts	avg
					fg-fga	fg%	3fg-fga	3fg%	ft-fga	ft%	off	def	tot	avg								
33	ELMORE, Jon	18-18	633	35.2	112-258	.434	41-110	.373	93-116	.802	12	66	78	4.3	32	0	102	45	2	18	358	19.9
25	TAYLOR, Ryan	18-18	550	30.6	99-181	.547	12-36	.333	74-117	.632	41	133	174	9.7	64	3	44	49	29	18	284	15.8
02	BROWNING, Stevie	17-17	519	30.5	90-213	.423	30-85	.353	24-32	.750	12	51	63	3.7	28	0	49	28	2	17	234	13.8
35	LOOP, Austin	18-18	572	31.8	64-143	.448	60-137	.438	8-12	.667	5	23	28	1.6	26	0	19	9	6	12	196	10.9
01	THOMPSON, Terrence	14-12	284	20.3	39-78	.500	4-14	.286	44-70	.629	29	52	81	5.8	34	0	6	14	5	12	126	9.0
14	BURKS, C.J.	18-1	459	25.5	56-141	.397	15-50	.300	27-36	.750	8	36	44	2.4	32	0	38	38	6	15	154	8.6
11	PENAVA, Ajdin	18-6	284	15.8	38-81	.469	4-20	.200	25-28	.893	20	63	83	4.6	65	3	10	15	24	9	105	5.8
24	ELMORE, Ot	2-0	8	4.0	2-6	.333	2-6	.333	0-0	.000	0	0	0	0.0	1	0	0	0	0	1	6	3.0
05	ALLISON, Ky're	10-0	77	7.7	9-23	.391	4-15	.267	1-2	.500	1	9	10	1.0	22	2	8	6	0	3	23	2.3
00	THIENEMAN, Christian	12-0	102	8.5	7-14	.500	3-7	.429	3-6	.500	3	21	24	2.0	10	0	2	4	0	1	20	1.7
21	NIKOLIC, Aleksa	8-0	61	7.6	5-14	.357	1-2	.500	2-2	1.000	2	3	5	0.6	7	0	8	4	2	5	13	1.6
04	KILGORE, Jacob	2-0	8	4.0	1-3	.333	1-3	.333	0-0	.000	0	1	1	0.5	2	0	0	0	0	0	3	1.5
32	BLEDSE, Phil	5-0	16	3.2	1-5	.200	0-1	.000	3-4	.750	1	6	7	1.4	1	0	1	1	0	1	5	1.0
50	MIJOVIC, Milan	12-0	52	4.3	2-4	.500	0-0	.000	3-6	.500	3	7	10	0.8	8	0	2	5	0	5	7	0.6
Team												28	41	69				1				
Total.....		18	3625		525-1164	.451	177-486	.364	307-431	.712	165	512	677	37.6	332	8	289	219	76	117	1534	85.2
Opponents.....		18	3625		577-1239	.466	108-313	.345	252-368	.685	224	537	761	42.3	359	11	264	241	65	114	1514	84.1

TEAM STATISTICS	MAR	OPP	Date	Opponent	Score	Att.
SCORING	1534	1514	* 12/31/16	at FIU	w 94-70	598
Points per game	85.2	84.1	* 1/2/2017	at FAU	w 89-72	1009
Scoring margin	+1.1	-	* 1/5/2017	OLD DOMINION	Wot 90-86	4573
FIELD GOALS-ATT	525-1164	577-1239	* 1/7/2017	CHARLOTTE	w 110-93	6617
Field goal pct	.451	.466	* 1/12/17	at Middle Tennessee	L 57-69	4598
3 POINT FG-ATT	177-486	108-313	* 01/14/17	at UAB	L 78-94	3275
3-point FG pct	.364	.345	* 01/21/17	WKU	w 94-80	6813
3-pt FG made per game	9.8	6.0	* 1/26/17	UTSA	w 92-71	5297
FREE THROWS-ATT	307-431	252-368	* 1/28/17	UTEP	L 68-91	6781
Free throw pct	.712	.685	* 02/02/17	at Southern Miss	L 76-91	2373
F-Throws made per game	17.1	14.0	* 2/4/17	at LA Tech	L 90-94	4804
REBOUNDS	677	761	* 02/11/17	at WKU	w 84-79	4742
Rebounds per game	37.6	42.3	* 02/16/17	UAB	w 74-59	5637
Rebounding margin	-4.7	-	* 2/18/17	MIDDLE TENNESSEE	L 86-97	7620
ASSISTS	289	264	* 2/23/17	at ODU	L 65-86	6248
Assists per game	16.1	14.7	* 02/25/17	at Charlotte	w 93-89	7040
TURNOVERS	219	241	* 3/2/17	RICE	L 88-89	4994
Turnovers per game	12.2	13.4	* 3/4/17	NORTH TEXAS	w 106-104	6017
Turnover margin	+1.2	-				
Assist/turnover ratio	1.3	1.1				
STEALS	117	114				
Steals per game	6.5	6.3				
BLOCKS	76	65				
Blocks per game	4.2	3.6				
ATTENDANCE	54349	34687				
Home games-Avg/Game	9-6039	9-3854				
Neutral site-Avg/Game	-	0-0				

* - Conference game

Score by Periods	1st	2nd	OT	Totals
Marshall	707	814	13	1534
Opponents	705	800	9	1514

TEAM GAME-BY-GAME STATS

Opponent	Date	Score		Total		3-Pointers		Free throws		Rebounds				pf	a	t/o	blk	stl	pts	avg
				fg-fga	pct	3fg-fga	pct	ft-fta	pct	off	def	tot	avg							
N.C. CENTRAL	11/12/16	81-69	W	28-59	.475	8-26	.308	17-25	.680	11	30	41	41.0	17	13	13	5	6	81	81.0
MOREHEAD STATE	11/16/16	85-77	W	24-53	.453	7-18	.389	30-36	.833	7	29	36	38.5	11	8	16	7	3	85	83.0
WESTERN CAROLINA	11/19/16	98-63	W	33-70	.471	11-27	.407	21-26	.808	11	39	50	42.3	10	22	7	5	7	98	88.0
JACKSON STATE	11/21/16	71-61	W	24-50	.480	4-14	.286	19-26	.731	11	27	38	41.2	16	13	16	4	7	71	83.8
at Ohio State	11/25/16	70-111	L	26-70	.371	13-40	.325	5-10	.500	12	20	32	39.4	20	15	15	1	3	70	81.0
OHIO	11/30/16	98-88	W	31-64	.484	11-27	.407	25-33	.758	10	30	40	39.5	16	16	12	5	8	98	83.8
at Eastern Kentucky	12/03/16	80-89	L	24-65	.369	12-36	.333	20-28	.714	11	24	35	38.9	27	16	16	2	10	80	83.3
at Chattanooga	12/06/16	85-96	L	27-56	.482	10-24	.417	21-29	.724	10	19	29	37.6	27	19	17	2	5	85	83.5
TOLEDO	12/10/16	111-105	Wot	42-67	.627	9-19	.474	18-23	.783	4	26	30	36.8	23	22	10	7	5	111	86.6
at AKRON	12/17/16	88-99	L	30-63	.476	12-27	.444	16-23	.696	8	15	23	35.4	19	24	10	0	7	88	86.7
W.VA. WESLEYAN	12/19/16	81-65	W	31-68	.456	10-36	.278	9-11	.818	9	31	40	35.8	18	18	11	5	10	81	86.2
at Cincinnati	12/22/16	91-93	Lot	31-71	.437	17-30	.567	12-12	1.000	10	27	37	35.9	16	18	15	2	6	91	86.6
at Pitt	12/28/16	106-112	L	35-71	.493	10-30	.333	26-30	.867	10	29	39	36.2	27	19	12	1	2	106	88.1
at FIU	12/31/16	94-70	W	34-59	.576	11-26	.423	15-18	.833	9	26	35	36.1	19	21	15	7	7	94	88.5
at FAU	1/2/2017	89-72	L	34-72	.472	12-26	.462	9-20	.450	12	39	51	37.1	20	14	10	2	7	89	88.5
OLD DOMINION	1/5/2017	90-86	Wot	28-59	.475	7-20	.350	27-35	.771	7	32	39	37.2	20	12	16	7	7	90	88.6
CHARLOTTE	1/7/2017	110-93	W	38-73	.521	12-22	.545	22-29	.759	15	25	40	37.4	15	19	13	4	9	110	89.9
at Middle Tennessee	1/12/17	57-69	L	20-54	.370	5-19	.263	12-20	.600	3	22	25	36.7	15	5	14	2	13	57	88.1
at UAB	01/14/17	78-94	L	26-69	.377	10-36	.278	16-28	.571	10	27	37	36.7	23	13	10	6	4	78	87.5
WKU	01/21/17	94-80	W	33-68	.485	19-41	.463	9-14	.643	8	26	34	36.5	13	22	9	6	4	94	87.8
UTSA	1/26/17	92-71	W	33-70	.471	13-34	.382	13-18	.722	5	38	43	36.9	18	24	10	6	7	92	88.0
UTEP	1/28/17	68-91	L	20-58	.345	3-25	.120	25-37	.676	8	21	29	36.5	20	10	9	2	5	68	87.1
at Southern Miss	02/02/17	76-91	L	26-62	.419	9-30	.300	15-24	.625	8	27	35	36.4	22	10	10	2	4	76	86.7
at LA Tech	2/4/17	90-94	L	32-71	.451	13-29	.448	13-17	.765	10	31	41	36.6	21	23	13	4	5	90	86.8
at WKU	02/11/17	84-79	W	28-61	.459	14-24	.583	14-21	.667	9	27	36	36.6	21	16	12	4	9	84	86.7
UAB	02/16/17	74-59	W	26-65	.400	7-27	.259	15-19	.789	11	27	38	36.7	13	15	9	5	9	74	86.2
MIDDLE TENNESSEE	2/18/17	86-97	L	29-64	.453	7-24	.292	21-26	.808	11	24	35	36.6	19	14	12	1	4	86	86.2
at ODU	2/23/17	65-86	L	20-54	.370	8-26	.308	17-19	.895	6	32	38	36.6	21	12	18	7	4	65	85.4
at Charlotte	02/25/17	93-89	W	31-59	.525	8-23	.348	23-31	.742	8	35	43	36.9	20	13	19	3	6	93	85.7
RICE	3/2/17	88-89	L	31-72	.431	8-27	.296	18-25	.720	8	29	37	36.9	15	19	7	2	6	88	85.8
NORTH TEXAS	3/4/17	106-104	W	36-74	.486	11-27	.407	23-30	.767	17	24	41	37.0	17	27	13	6	7	106	86.4
vs Florida Atlantic	03/08/17	89-74	W	28-65	.431	12-33	.364	21-28	.750	13	36	49	37.4	14	17	12	7	3	89	86.5
vs Old Dominion	03/09/17	64-63	W	23-53	.434	4-22	.182	14-20	.700	6	27	33	37.2	13	10	10	5	6	64	85.8
vs Louisiana Tech	03/10/17	93-77	W	32-59	.542	19-35	.543	10-13	.769	6	25	31	37.1	17	22	10	4	4	93	86.0
Marshall		2925		994-2168	.458	346-930	.372	591-804	.735	314	946	1260	37.1	623	561	421	138	209	2925	86.0
Opponents		2856		1074-2337	.460	238-690	.345	470-715	.657	462	974	1436	42.2	696	507	451	114	208	2856	84.0

Games played: 34
Points/game: 86.0
FG Pct: 45.8
3FG Pct: 37.2

Rebounds/game: 37.1
Assists/game: 16.5
Turnovers/game: 12.4
Assist/turnover ratio: 1.3

TEAM GAME-BY-GAME HIGHS

Opponent	Date	Score	Points	Rebounds	Assists	Steals	Blocked shots
N.C. CENTRAL	11/12/16	81-69	20-THOMPSON, Terr	10-THOMPSON, Terr	5-TAYLOR, Ryan	3-ELMORE, Jon	3-TAYLOR, Ryan
MOREHEAD STATE	11/16/16	85-77	32-BROWNING, Stevi	10-TAYLOR, Ryan	6-ELMORE, Jon	2-ELMORE, Jon	2-PENAVA, Ajdin TAYLOR, Ryan ELMORE, Jon
WESTERN CAROLINA	11/19/16	98-63	22-ELMORE, Jon	7-THOMPSON, Terre	8-BROWNING, Stevi	3-THOMPSON, Terre	2-TAYLOR, Ryan
JACKSON STATE	11/21/16	71-61	20-ELMORE, Jon THOMPSON, Terre	9-THOMPSON, Terre	7-ELMORE, Jon	2-THOMPSON, Terre	1-TAYLOR, Ryan NIKOLIC, Aleksa PENAVA, Ajdin BROWNING, Stevie
at Ohio State	11/25/16	70-111	25-ELMORE, Jon	10-THOMPSON, Terr	6-ELMORE, Jon	1-ALLISON, Ky're BROWNING, Stevie LOOP, Austin	1-BROWNING, Stevi
OHIO	11/30/16	98-88	28-ELMORE, Jon	11-TAYLOR, Ryan	5-ELMORE, Jon	4-BROWNING, Stevi	3-TAYLOR, Ryan
at Eastern Kentucky	12/03/16	80-89	19-TAYLOR, Ryan ELMORE, Jon	6-NIKOLIC, Aleksa PENAVA, Ajdin TAYLOR, Ryan	7-ELMORE, Jon	3-ELMORE, Jon	1-LOOP, Austin ELMORE, Jon
at Chattanooga	12/06/16	85-96	27-ELMORE, Jon	9-ELMORE, Jon	12-ELMORE, Jon	2-BROWNING, Stevi	2-TAYLOR, Ryan
TOLEDO	12/10/16	111-105	35-ELMORE, Jon	8-NIKOLIC, Aleksa	10-ELMORE, Jon	1-NIKOLIC, Aleksa BROWNING, Stevie ELMORE, Jon TAYLOR, Ryan PENAVA, Ajdin	4-TAYLOR, Ryan
at AKRON	12/17/16	88-99	31-BROWNING, Stevi	8-NIKOLIC, Aleksa	10-ELMORE, Jon	2-LOOP, Austin ELMORE, Jon	None
W.VA. WESLEYAN	12/19/16	81-65	21-BROWNING, Stevi	7-ELMORE, Jon	5-BURKS, C.J.	3-NIKOLIC, Aleksa ELMORE, Jon	2-NIKOLIC, Aleksa
at Cincinnati	12/22/16	91-93	28-BROWNING, Stevi	8-PENAVA, Ajdin	6-ELMORE, Jon	2-BURKS, C.J.	2-PENAVA, Ajdin
at Pitt	12/28/16	106-112	25-BURKS, C.J.	11-TAYLOR, Ryan	6-ELMORE, Jon	1-PENAVA, Ajdin LOOP, Austin	1-TAYLOR, Ryan
at FIU	12/31/16	94-70	22-ELMORE, Jon	8-PENAVA, Ajdin	6-ELMORE, Jon	3-BROWNING, Stevi	5-PENAVA, Ajdin
at FAU	1/2/2017	89-72	31-TAYLOR, Ryan	13-TAYLOR, Ryan	5-BROWNING, Stevi	2-TAYLOR, Ryan	1-PENAVA, Ajdin TAYLOR, Ryan
OLD DOMINION	1/5/2017	90-86	26-ELMORE, Jon	13-TAYLOR, Ryan	4-BURKS, C.J. ELMORE, Jon	3-ELMORE, Jon	5-TAYLOR, Ryan
CHARLOTTE	1/7/2017	110-93	29-ELMORE, Jon	14-TAYLOR, Ryan	10-ELMORE, Jon	3-LOOP, Austin	2-PENAVA, Ajdin
at Middle Tennessee	1/12/17	57-69	12-TAYLOR, Ryan	8-TAYLOR, Ryan	2-BROWNING, Stevi	3-THOMPSON, Terre BURKS, C.J.	1-THOMPSON, Terre BURKS, C.J.
at UAB	01/14/17	78-94	18-TAYLOR, Ryan BROWNING, Stevie	10-TAYLOR, Ryan	5-ELMORE, Jon	2-TAYLOR, Ryan	2-TAYLOR, Ryan
WKU	01/21/17	94-80	27-ELMORE, Jon	10-TAYLOR, Ryan	6-BURKS, C.J. ELMORE, Jon	2-BROWNING, Stevi	2-PENAVA, Ajdin TAYLOR, Ryan
UTSA	1/26/17	92-71	18-LOOP, Austin	9-TAYLOR, Ryan	10-ELMORE, Jon	2-ELMORE, Jon	3-PENAVA, Ajdin
UTEP	1/28/17	68-91	25-THOMPSON, Terr	10-THOMPSON, Terr	6-ELMORE, Jon	2-THOMPSON, Terre ELMORE, Jon	2-TAYLOR, Ryan
at Southern Miss	02/02/17	76-91	21-ELMORE, Jon	10-TAYLOR, Ryan	4-BROWNING, Stevi	3-BROWNING, Stevi	2-TAYLOR, Ryan
at LA Tech	2/4/17	90-94	15-BROWNING, Stevi LOOP, Austin	11-THOMPSON, Terr	11-ELMORE, Jon	3-PENAVA, Ajdin	2-TAYLOR, Ryan PENAVA, Ajdin
at WKU	02/11/17	84-79	32-ELMORE, Jon	9-ELMORE, Jon	5-BROWNING, Stevi	3-TAYLOR, Ryan	1-BROWNING, Stevi PENAVA, Ajdin THOMPSON, Terre TAYLOR, Ryan
UAB	02/16/17	74-59	25-ELMORE, Jon	10-PENAVA, Ajdin	5-ELMORE, Jon	3-PENAVA, Ajdin	2-THOMPSON, Terre PENAVA, Ajdin
MIDDLE TENNESSEE	2/18/17	86-97	27-BURKS, C.J.	13-TAYLOR, Ryan	5-TAYLOR, Ryan ELMORE, Jon	2-TAYLOR, Ryan	1-TAYLOR, Ryan
at ODU	2/23/17	65-86	18-LOOP, Austin	8-ELMORE, Jon	3-TAYLOR, Ryan	2-MUJOVIC, Milan	2-LOOP, Austin TAYLOR, Ryan PENAVA, Ajdin
at Charlotte	02/25/17	93-89	27-BROWNING, Stevi	13-TAYLOR, Ryan	7-ELMORE, Jon	2-TAYLOR, Ryan	1-TAYLOR, Ryan BURKS, C.J. BROWNING, Stevie
RICE	3/2/17	88-89	27-ELMORE, Jon	10-TAYLOR, Ryan	10-ELMORE, Jon	2-BURKS, C.J. BROWNING, Stevie	2-BURKS, C.J.
NORTH TEXAS	3/4/17	106-104	29-TAYLOR, Ryan	10-TAYLOR, Ryan	6-ELMORE, Jon	2-THOMPSON, Terre ELMORE, Jon	3-TAYLOR, Ryan
vs Florida Atlantic	03/08/17	89-74	22-BROWNING, Stevi	11-THOMPSON, Terr	5-BROWNING, Stevi BURKS, C.J. ELMORE, Jon	1-TAYLOR, Ryan BURKS, C.J. PENAVA, Ajdin	3-PENAVA, Ajdin
vs Old Dominion	03/09/17	64-63	24-BROWNING, Stevi	11-THOMPSON, Terr	4-ELMORE, Jon	3-BROWNING, Stevi	5-TAYLOR, Ryan
vs Louisiana Tech	03/10/17	93-77	21-ELMORE, Jon	11-TAYLOR, Ryan	7-BROWNING, Stevi	2-BROWNING, Stevi	3-PENAVA, Ajdin

COMPARISONS

Opponent	1st	2nd	Score	Mar	Total FG	FG Pct	3-Pointers	3FG Pct	Free Throws	FT Pct	Rebounds	Assist	T/Over	Block	Steal	Fouls
N.C. CENTRAL	35/32	46/37	81-69	+12	28-59/27-66	.475/.409	8-26/7-26	.308/.269	17-25/8-17	.680/.471	41/40 +1	13/10	13/13	5/2	6/2	17/24
MOREHEAD STATE	44/42	41/35	85-77	+8	24-53/34-75	.453/.453	7-18/6-24	.389/.250	30-36/3-6	.833/.500	36/38 (2)	8/14	16/14	7/1	3/8	11/27
WESTERN CAROLINA	40/32	58/31	98-63	+35	33-70/22-73	.471/.301	11-27/11-40	.407/.275	21-26/8-14	.808/.571	50/44 +6	22/12	7/11	5/4	7/4	10/23
JACKSON STATE	34/35	37/26	71-61	+10	24-50/21-62	.480/.339	4-14/6-21	.286/.286	19-26/13-19	.731/.684	38/37 +1	13/8	16/13	4/5	7/10	16/20
Ohio State	37/60	33/51	70-111	(41)	26-70/45-82	.371/.549	13-40/10-29	.325/.345	5-10/11-23	.500/.478	32/61 (29)	15/22	15/10	1/3	3/8	20/15
OHIO	42/38	56/50	98-88	+10	31-64/31-74	.484/.419	11-27/9-29	.407/.310	25-33/17-22	.758/.773	40/42 (2)	16/16	12/14	5/1	8/7	16/23
Eastern Kentucky	38/39	42/50	80-89	(9)	24-65/28-55	.369/.509	12-36/11-28	.333/.393	20-28/22-33	.714/.667	35/42 (7)	16/20	16/21	2/3	10/5	27/27
Chattanooga	41/33	44/63	85-96	(11)	27-56/32-55	.482/.582	10-24/5-13	.417/.385	21-29/27-39	.724/.692	29/33 (4)	19/10	17/13	2/7	5/11	27/25
TOLEDO	44/44	49/49	111-105	+6	42-67/39-73	.627/.534	9-19/11-28	.474/.393	18-23/16-29	.783/.552	30/43 (13)	22/15	10/14	7/2	5/3	23/26
AKRON	42/53	46/46	88-99	(11)	30-63/34-58	.476/.586	12-27/15-28	.444/.536	16-23/16-20	.696/.800	23/36 (13)	24/21	10/16	0/1	7/2	19/20
W.VA. WESLEYAN	41/26	40/39	81-65	+16	31-68/24-63	.456/.381	10-36/4-16	.278/.250	9-11/13-19	.818/.684	40/41 (1)	18/14	11/16	5/1	10/6	18/15
Cincinnati	50/38	30/42	91-93	(2)	31-71/38-75	.437/.507	17-30/7-16	.567/.438	12-12/10-23	1000/.435	37/43 (6)	18/21	15/11	2/8	6/9	16/12
Pitt	38/58	68/54	106-112	(6)	35-71/38-73	.493/.521	10-30/10-24	.333/.417	26-30/26-37	.867/.703	39/43 (4)	19/22	12/10	1/4	2/4	27/24
FIU	43/27	51/43	94-70	+24	34-59/25-60	.576/.417	11-26/6-14	.423/.429	15-18/14-19	.833/.737	35/31 +4	21/15	15/17	7/4	7/8	19/20
FAU	43/34	46/38	89-72	+17	34-72/26-74	.472/.351	12-26/3-17	.462/.176	9-20/17-24	.450/.708	51/47 +4	14/10	10/13	2/5	7/7	20/20
OLD DOMINION	28/32	49/45	90-86	+4	28-59/33-76	.475/.434	7-20/9-16	.350/.563	27-35/11-17	.771/.647	39/43 (4)	12/11	16/15	7/5	7/8	20/31
CHARLOTTE	51/51	59/42	110-93	+17	38-73/39-75	.521/.520	12-22/7-18	.545/.389	22-29/8-16	.759/.500	40/37 +3	19/16	13/15	4/1	9/4	15/22
Middle Tennessee	29/37	28/32	57-69	(12)	20-54/29-72	.370/.403	5-19/5-17	.263/.294	12-20/6-8	.600/.750	25/58 (33)	5/19	14/19	2/6	1/38	15/20
UAB	31/34	47/60	78-94	(16)	26-69/33-62	.377/.532	10-36/9-19	.278/.474	16-28/19-27	.571/.704	37/47 (10)	13/25	10/13	6/5	4/6	23/22
WKU	40/39	54/41	94-80	+14	33-68/34-77	.485/.442	19-41/6-24	.463/.250	9-14/6-12	.643/.500	34/50 (16)	22/17	9/12	6/1	4/5	13/13
UTSA	45/24	47/47	92-71	+21	33-70/30-79	.471/.380	13-34/2-18	.382/.111	13-18/9-21	.722/.429	43/54 (11)	24/6	10/16	6/1	7/4	18/15
UTEP	35/45	33/46	68-91	(23)	20-58/37-64	.345/.578	3-25/1-9	.120/.111	25-37/16-20	.676/.800	29/45 (16)	10/14	9/12	2/2	5/4	20/26
Southern Miss	44/37	32/54	76-91	(15)	26-62/32-60	.419/.533	9-30/9-16	.300/.563	15-24/18-29	.625/.621	35/42 (7)	10/18	10/10	2/4	4/4	22/17
LA Tech	52/48	38/46	90-94	(4)	32-71/32-67	.451/.478	13-29/10-21	.448/.476	13-17/20-27	.765/.741	41/39 +2	23/22	13/12	4/8	5/5	21/16
WKU	49/34	35/45	84-79	+5	28-61/31-65	.459/.477	14-24/4-19	.583/.211	14-21/13-19	.667/.684	36/37 (1)	16/10	12/13	4/4	9/2	21/18
UAB	34/34	40/25	74-59	+15	26-65/22-58	.400/.379	7-27/6-17	.259/.353	15-19/9-17	.789/.529	38/44 (6)	15/8	9/21	5/7	9/3	13/18
MIDDLE TENNESSEE	26/47	60/50	86-97	(11)	29-64/34-65	.453/.523	7-24/6-16	.292/.375	21-26/23-26	.808/.885	35/36 (1)	14/12	12/9	1/1	4/6	19/22
ODU	28/37	37/49	65-86	(21)	20-54/28-65	.370/.431	8-26/4-10	.308/.400	17-19/26-32	.895/.813	38/38 -	12/12	18/8	7/5	4/11	21/14
Charlotte	41/48	52/41	93-89	+4	31-59/34-70	.525/.486	8-23/5-18	.348/.278	23-31/16-22	.742/.727	43/29 +14	13/12	19/12	3/1	6/12	20/26
RICE	43/44	45/45	88-89	(1)	31-72/35-79	.431/.443	8-27/8-26	.296/.308	18-25/11-14	.720/.786	37/53 (16)	19/18	7/13	2/2	6/6	15/19
NORTH TEXAS	45/53	61/51	106-104	+2	36-74/43-71	.486/.606	11-27/8-18	.407/.444	23-30/10-18	.767/.556	41/31 +10	27/19	13/11	6/3	7/11	17/20
Florida Atlantic	52/29	37/45	89-74	+15	28-65/28-75	.431/.373	12-33/7-18	.364/.389	21-28/11-21	.750/.524	49/45 +4	17/14	12/10	7/3	3/6	14/20
Old Dominion	27/29	37/34	64-63	+1	23-53/27-70	.434/.386	4-22/6-14	.182/.429	14-20/3-6	.700/.500	33/44 (11)	10/11	10/11	5/0	6/4	13/20
Louisiana Tech	49/41	44/36	93-77	+16	32-59/29-69	.542/.420	19-35/5-23	.543/.217	10-13/14-19	.769/.737	31/43 (12)	22/13	10/13	4/4	4/5	17/16

TEAM HIGH/LOW ANALYSIS

MARSHALL - HIGHS

POINTS	111	TOLEDO (12/10/16)
	110	CHARLOTTE (1/7/2017)
	106	NORTH TEXAS (3/4/17)
	106	at Pitt (12/28/16)
	98	OHIO (11/30/16)
	98	WESTERN CAROLINA (11/19/16)
FIELD GOALS MADE	42	TOLEDO (12/10/16)
	38	CHARLOTTE (1/7/2017)
FIELD GOAL ATTEMPTS	74	NORTH TEXAS (3/4/17)
	73	CHARLOTTE (1/7/2017)
FIELD GOAL PERCENTAGE	.627 (42-67)	TOLEDO (12/10/16)
	.576 (34-59)	at FIU (12/31/16)
3 PT FIELD GOALS MADE	19	vs Louisiana Tech (03/10/17)
	19	WKU (01/21/17)
3 PT FG ATTEMPTS	41	WKU (01/21/17)
	40	at Ohio State (11/25/16)
3 PT FG PERCENTAGE	.583 (14-24)	at WKU (02/11/17)
	.567 (17-30)	at Cincinnati (12/22/16)
FREE THROWS MADE	30	MOREHEAD STATE (11/16/16)
	27	OLD DOMINION (1/5/2017)
FREE THROW ATTEMPTS	37	UTEP (1/28/17)
	36	MOREHEAD STATE (11/16/16)
FREE THROW PERCENTAGE	1.000 (12-12)	at Cincinnati (12/22/16)
	.895 (17-19)	at ODU (2/23/17)
REBOUNDS	51	at FAU (1/2/2017)
	50	WESTERN CAROLINA (11/19/16)
ASSISTS	27	NORTH TEXAS (3/4/17)
	24	UTSA (1/26/17)
	24	at AKRON (12/17/16)
STEALS	13	at Middle Tennessee (1/12/17)
	10	W.VA. WESLEYAN (12/19/16)
	10	at Eastern Kentucky (12/03/16)
BLOCKED SHOTS	7	vs Florida Atlantic (03/08/17)
	7	at ODU (2/23/17)
	7	OLD DOMINION (1/5/2017)
	7	at FIU (12/31/16)
	7	TOLEDO (12/10/16)
	7	MOREHEAD STATE (11/16/16)
TURNOVERS	19	at Charlotte (02/25/17)
	18	at ODU (2/23/17)
FOULS	27	at Pitt (12/28/16)
	27	at Chattanooga (12/06/16)
	27	at Eastern Kentucky (12/03/16)

MARSHALL - LOWS

POINTS	57	at Middle Tennessee (1/12/17)
	64	vs Old Dominion (03/09/17)
	65	at ODU (2/23/17)
	68	UTEP (1/28/17)
	70	at Ohio State (11/25/16)
FIELD GOALS MADE	20	at Middle Tennessee (1/12/17)
	20	UTEP (1/28/17)
	20	at ODU (2/23/17)
FIELD GOAL ATTEMPTS	50	JACKSON STATE (11/21/16)
	53	MOREHEAD STATE (11/16/16)
	53	vs Old Dominion (03/09/17)
FIELD GOAL PERCENTAGE	.345 (20-58)	UTEP (1/28/17)
	.369 (24-65)	at Eastern Kentucky (12/03/16)
3 PT FIELD GOALS MADE	3	UTEP (1/28/17)
	4	JACKSON STATE (11/21/16)
	4	vs Old Dominion (03/09/17)
3 PT FG ATTEMPTS	14	JACKSON STATE (11/21/16)
	18	MOREHEAD STATE (11/16/16)
3 PT FG PERCENTAGE	.120 (3-25)	UTEP (1/28/17)
	.182 (4-22)	vs Old Dominion (03/09/17)
FREE THROWS MADE	5	at Ohio State (11/25/16)
	9	W.VA. WESLEYAN (12/19/16)
	9	at FAU (1/2/2017)
	9	WKU (01/21/17)
FREE THROW ATTEMPTS	10	at Ohio State (11/25/16)
	11	W.VA. WESLEYAN (12/19/16)
FREE THROW PERCENTAGE	.450 (9-20)	at FAU (1/2/2017)
	.500 (5-10)	at Ohio State (11/25/16)
REBOUNDS	23	at AKRON (12/17/16)
	25	at Middle Tennessee (1/12/17)
ASSISTS	5	at Middle Tennessee (1/12/17)
	8	MOREHEAD STATE (11/16/16)
STEALS	2	at Pitt (12/28/16)
	3	MOREHEAD STATE (11/16/16)
	3	at Ohio State (11/25/16)
	3	vs Florida Atlantic (03/08/17)
BLOCKED SHOTS	0	at AKRON (12/17/16)
	1	at Ohio State (11/25/16)
	1	at Pitt (12/28/16)
	1	MIDDLE TENNESSEE (2/18/17)
TURNOVERS	7	WESTERN CAROLINA (11/19/16)
	7	RICE (3/2/17)
FOULS	10	WESTERN CAROLINA (11/19/16)
	11	MOREHEAD STATE (11/16/16)

OPPONENT - HIGHS

POINTS	112	at Pitt (12/28/16)
	111	at Ohio State (11/25/16)
	105	TOLEDO (12/10/16)
	104	NORTH TEXAS (3/4/17)
	99	at AKRON (12/17/16)
FIELD GOALS MADE	45	at Ohio State (11/25/16)
	43	NORTH TEXAS (3/4/17)
FIELD GOAL ATTEMPTS	82	at Ohio State (11/25/16)
	79	RICE (3/2/17)
	79	UTSA (1/26/17)
FIELD GOAL PERCENTAGE	.606 (43-71)	NORTH TEXAS (3/4/17)
	.586 (34-58)	at AKRON (12/17/16)
3 PT FIELD GOALS MADE	15	at AKRON (12/17/16)
	11	TOLEDO (12/10/16)
	11	at Eastern Kentucky (12/03/16)
	11	WESTERN CAROLINA (11/19/16)
3 PT FG ATTEMPTS	40	WESTERN CAROLINA (11/19/16)
	29	OHIO (11/30/16)
	29	at Ohio State (11/25/16)
3 PT FG PERCENTAGE	.563 (9-16)	at Southern Miss (02/02/17)
	.563 (9-16)	OLD DOMINION (1/5/2017)
FREE THROWS MADE	27	at Chattanooga (12/06/16)
	26	at ODU (2/23/17)
	26	at Pitt (12/28/16)
FREE THROW ATTEMPTS	39	at Chattanooga (12/06/16)
	37	at Pitt (12/28/16)
FREE THROW PERCENTAGE	.885 (23-26)	MIDDLE TENNESSEE (2/18/17)
	.813 (26-32)	at ODU (2/23/17)
REBOUNDS	61	at Ohio State (11/25/16)
	58	at Middle Tennessee (1/12/17)
ASSISTS	25	at UAB (01/14/17)
	22	at LA Tech (2/4/17)
	22	at Pitt (12/28/16)
	22	at Ohio State (11/25/16)
STEALS	12	at Charlotte (02/25/17)
	11	NORTH TEXAS (3/4/17)
	11	at ODU (2/23/17)
	11	at Chattanooga (12/06/16)
BLOCKED SHOTS	8	at LA Tech (2/4/17)
	8	at Cincinnati (12/22/16)
TURNOVERS	21	UAB (02/16/17)
	21	at Eastern Kentucky (12/03/16)
FOULS	31	OLD DOMINION (1/5/2017)
	27	at Eastern Kentucky (12/03/16)

OPPONENT - LOWS

POINTS	59	UAB (02/16/17)
	61	JACKSON STATE (11/21/16)
	63	WESTERN CAROLINA (11/19/16)
	63	vs Old Dominion (03/09/17)
	65	W.VA. WESLEYAN (12/19/16)
FIELD GOALS MADE	21	JACKSON STATE (11/21/16)
	22	WESTERN CAROLINA (11/19/16)
	22	UAB (02/16/17)
FIELD GOAL ATTEMPTS	55	at Eastern Kentucky (12/03/16)
	55	at Chattanooga (12/06/16)
FIELD GOAL PERCENTAGE	.301 (22-73)	WESTERN CAROLINA (11/19/16)
	.339 (21-62)	JACKSON STATE (11/21/16)
3 PT FIELD GOALS MADE	1	UTEP (1/28/17)
	2	UTSA (1/26/17)
3 PT FG ATTEMPTS	9	UTEP (1/28/17)
	10	at ODU (2/23/17)
3 PT FG PERCENTAGE	.111 (1-9)	UTEP (1/28/17)
	.111 (2-18)	UTSA (1/26/17)
FREE THROWS MADE	3	MOREHEAD STATE (11/16/16)
	3	vs Old Dominion (03/09/17)
FREE THROW ATTEMPTS	6	MOREHEAD STATE (11/16/16)
	6	vs Old Dominion (03/09/17)
FREE THROW PERCENTAGE	.429 (9-21)	UTSA (1/26/17)
	.435 (10-23)	at Cincinnati (12/22/16)
REBOUNDS	29	at Charlotte (02/25/17)
	31	at FIU (12/31/16)
	31	NORTH TEXAS (3/4/17)
ASSISTS	6	UTSA (1/26/17)
	8	JACKSON STATE (11/21/16)
	8	UAB (02/16/17)
STEALS	2	N.C. CENTRAL (11/12/16)
	2	at AKRON (12/17/16)
	2	at WKU (02/11/17)
BLOCKED SHOTS	0	vs Old Dominion (03/09/17)
	1	MOREHEAD STATE (11/16/16)
	1	OHIO (11/30/16)
	1	at AKRON (12/17/16)
	1	W.VA. WESLEYAN (12/19/16)
	1	CHARLOTTE (1/7/2017)
	1	WKU (01/21/17)
	1	UTSA (1/26/17)
	1	MIDDLE TENNESSEE (2/18/17)
	1	at Charlotte (02/25/17)
TURNOVERS	8	at ODU (2/23/17)

INDIVIDUAL HIGHS

MARSHALL

Points	35	ELMORE, Jon vs Toledo (12/10/16)
	32	ELMORE, Jon at WKU (02/11/17)
	32	BROWNING, Stevie vs Morehead State (11/16/16)
	31	TAYLOR, Ryan at FAU (1/2/2017)
	31	BROWNING, Stevie at AKRON (12/17/16)
Field Goals Made	13	TAYLOR, Ryan at FAU (1/2/2017)
	12	BROWNING, Stevie vs Morehead State (11/16/16)
Field Goal Att.	22	BROWNING, Stevie at Cincinnati (12/22/16)
	20	TAYLOR, Ryan at FAU (1/2/2017)
	20	BROWNING, Stevie at AKRON (12/17/16)
	20	ELMORE, Jon at Ohio State (11/25/16)
FG Pct (min 5 made)	833 (5-6)	BURKS, C.J. vs Florida Atlantic (03/08/17)
	800 (8-10)	BROWNING, Stevie vs W.Va. Wesleyan (12/19/16)
3-Point FG Made	7	ELMORE, Jon vs Louisiana Tech (03/10/17)
	7	ELMORE, Jon vs WKU (01/21/17)
3-Point FG Att.	12	ELMORE, Jon vs Louisiana Tech (03/10/17)
	12	LOOP, Austin vs UTSA (1/26/17)
	12	ELMORE, Jon vs WKU (01/21/17)
	12	ELMORE, Jon at Ohio State (11/25/16)
3-Pt FG Pct (min 2 made)	1.000 (2-2)	BURKS, C.J. vs Florida Atlantic (03/08/17)
	1.000 (2-2)	BURKS, C.J. at Cincinnati (12/22/16)
Free Throws Made	13	ELMORE, Jon vs Ohio (11/30/16)
	12	ELMORE, Jon vs Charlotte (1/7/2017)
	12	ELMORE, Jon vs Old Dominion (1/5/2017)
	12	ELMORE, Jon vs Toledo (12/10/16)
	12	ELMORE, Jon at Chattanooga (12/06/16)
Free Throw Att.	17	ELMORE, Jon at Chattanooga (12/06/16)
	16	ELMORE, Jon at Southern Miss (02/02/17)
FT Pct (min 3 made)	1.000 (10-10)	ELMORE, Jon vs RICE (3/2/17)
	1.000 (6-6)	PENAVA, Ajdin at FIU (12/31/16)
	1.000 (6-6)	BURKS, C.J. at Pitt (12/28/16)
	1.000 (5-5)	BROWNING, Stevie vs Charlotte (1/7/2017)
	1.000 (5-5)	LOOP, Austin at AKRON (12/17/16)
	1.000 (4-4)	LOOP, Austin vs Florida Atlantic (03/08/17)
	1.000 (4-4)	TAYLOR, Ryan vs Florida Atlantic (03/08/17)
	1.000 (4-4)	BROWNING, Stevie at Charlotte (02/25/17)
	1.000 (4-4)	THOMPSON, Terrence vs Middle Tennessee (2/18/17)
	1.000 (4-4)	THOMPSON, Terrence vs UTSA (1/26/17)
	1.000 (4-4)	ELMORE, Jon at FIU (12/31/16)
	1.000 (4-4)	ELMORE, Jon at Cincinnati (12/22/16)
	1.000 (4-4)	TAYLOR, Ryan at Cincinnati (12/22/16)
	1.000 (4-4)	BROWNING, Stevie vs Toledo (12/10/16)
	1.000 (4-4)	THOMPSON, Terrence vs Western Carolina (11/19/16)
	1.000 (4-4)	ELMORE, Jon vs N.C. Central (11/12/16)
	1.000 (3-3)	LOOP, Austin at ODU (2/23/17)
	1.000 (3-3)	ELMORE, Jon vs Middle Tennessee (2/18/17)
	1.000 (3-3)	ELMORE, Jon vs UAB (02/16/17)
	1.000 (3-3)	BURKS, C.J. at LA Tech (2/4/17)
	1.000 (3-3)	BURKS, C.J. at Middle Tennessee (1/12/17)
	1.000 (3-3)	BROWNING, Stevie at Middle Tennessee (1/12/17)
	1.000 (3-3)	BROWNING, Stevie vs Western Carolina (11/19/16)
Rebounds	14	TAYLOR, Ryan vs Charlotte (1/7/2017)
	13	TAYLOR, Ryan at Charlotte (02/25/17)
	13	TAYLOR, Ryan vs Middle Tennessee (2/18/17)
	13	TAYLOR, Ryan vs Old Dominion (1/5/2017)
	13	TAYLOR, Ryan at FAU (1/2/2017)
Assists	12	ELMORE, Jon at Chattanooga (12/06/16)
	11	ELMORE, Jon at LA Tech (2/4/17)
Steals	4	BROWNING, Stevie vs Ohio (11/30/16)
	3	BROWNING, Stevie vs Old Dominion (03/09/17)
	3	PENAVA, Ajdin vs UAB (02/16/17)
	3	TAYLOR, Ryan at WKU (02/11/17)
	3	PENAVA, Ajdin at LA Tech (2/4/17)
	3	BROWNING, Stevie at Southern Miss (02/02/17)
	3	THOMPSON, Terrence at Middle Tennessee (1/12/17)
	3	BURKS, C.J. at Middle Tennessee (1/12/17)
	3	LOOP, Austin vs Charlotte (1/7/2017)
	3	ELMORE, Jon vs Old Dominion (1/5/2017)
	3	BROWNING, Stevie at FIU (12/31/16)
	3	ELMORE, Jon vs W.Va. Wesleyan (12/19/16)
	3	NIKOLIC, Aleksa vs W.Va. Wesleyan (12/19/16)
	3	ELMORE, Jon at Eastern Kentucky (12/03/16)
	3	THOMPSON, Terrence vs Western Carolina (11/19/16)
	3	ELMORE, Jon vs N.C. Central (11/12/16)
Blocked Shots	5	TAYLOR, Ryan vs Old Dominion (03/09/17)
	5	TAYLOR, Ryan vs Old Dominion (1/5/2017)
	5	PENAVA, Ajdin at FIU (12/31/16)
Turnovers	7	TAYLOR, Ryan vs Old Dominion (1/5/2017)
	7	ELMORE, Jon at Chattanooga (12/06/16)
	7	ELMORE, Jon at Eastern Kentucky (12/03/16)
	7	ELMORE, Jon vs JACKSON STATE (11/21/16)
Fouls	5	PENAVA, Ajdin vs Old Dominion (03/09/17)
	5	PENAVA, Ajdin vs Middle Tennessee (2/18/17)
	5	ALLISON, Ky're vs Middle Tennessee (2/18/17)
	5	TAYLOR, Ryan at Southern Miss (02/02/17)
	5	TAYLOR, Ryan vs UTEP (1/28/17)
	5	PENAVA, Ajdin vs WKU (01/21/17)
	5	ALLISON, Ky're at UAB (01/14/17)
	5	TAYLOR, Ryan vs Old Dominion (1/5/2017)
	5	PENAVA, Ajdin at FAU (1/2/2017)
	5	PENAVA, Ajdin at Pitt (12/28/16)
	5	TAYLOR, Ryan at Cincinnati (12/22/16)
	5	PENAVA, Ajdin at AKRON (12/17/16)
	5	MUJOVIC, Milan at AKRON (12/17/16)

OPPONENT

Points	35	Tre' McLean at Chattanooga (12/06/16)
	31	CAMPBELL, Antonio vs Ohio (11/30/16)
	30	MCCREE, Erik at LA Tech (2/4/17)
	30	Jamel Artis at Pitt (12/28/16)
	30	Michael Young at Pitt (12/28/16)
	30	MAYO, Nick at Eastern Kentucky (12/03/16)
Field Goals Made	12	CLARK, Gary at Cincinnati (12/22/16)
	12	CAMPBELL, Antonio vs Ohio (11/30/16)
Field Goal Att.	22	CAVER, Ahmad vs Old Dominion (1/5/2017)
	21	MCCREE, Erik at LA Tech (2/4/17)
	21	WILLIAMS, Jonathan vs Toledo (12/10/16)
	21	CAMPBELL, Antonio vs Ohio (11/30/16)
FG Pct (min 5 made)	1.000 (8-8)	JOHNSON, Isaiah at AKRON (12/17/16)
	1.000 (5-5)	STANOJEVIC, Mitar vs UTSA (1/26/17)
	1.000 (5-5)	GARVIN, Najee vs Charlotte (1/7/2017)
	1.000 (5-5)	Justin Tuoyo at Chattanooga (12/06/16)
3-Point FG Made	6	ROBOTHAM, Noah at AKRON (12/17/16)
	5	CAMPBELL, Quinton at Southern Miss (02/02/17)
	5	LEE, William at UAB (01/14/17)
	5	STEPHEN, Elmo at FIU (12/31/16)
	5	WILLIAMS, Jonathan vs Toledo (12/10/16)
	5	Williams, Kam at Ohio State (11/25/16)
	5	Paris Collins vs JACKSON STATE (11/21/16)
3-Point FG Att.	11	Elijah Pughesley vs Western Carolina (11/19/16)
	10	KOULECHOV, Egor vs RICE (3/2/17)
	10	DARTIS, Jordan vs Ohio (11/30/16)
3-Pt FG Pct (min 2 made)	1.000 (2-2)	STITH, B.J. vs Old Dominion (03/09/17)
	1.000 (2-2)	BRACEY, DaQuan at LA Tech (2/4/17)
	1.000 (2-2)	WASHINGTON, Jy'lan at LA Tech (2/4/17)
Free Throws Made	10	Michael Young at Pitt (12/28/16)
	10	Tre' McLean at Chattanooga (12/06/16)
Free Throw Att.	15	Jamel Artis at Pitt (12/28/16)
	15	TAYLOR JR, Steve vs Toledo (12/10/16)
FT Pct (min 3 made)	1.000 (7-7)	MCCREE, Erik at LA Tech (2/4/17)
	1.000 (6-6)	Loving, Marc at Ohio State (11/25/16)
	1.000 (5-5)	ROBOTHAM, Noah at AKRON (12/17/16)
	1.000 (5-5)	BABB-HARRISON, Jaylen at Eastern Kentucky (12/03/16)
	1.000 (4-4)	MCCREE, Erik vs Louisiana Tech (03/10/17)
	1.000 (4-4)	REESE, J-Mychal vs North Texas (3/4/17)
	1.000 (4-4)	UPSHAW, Reggie vs Middle Tennessee (2/18/17)
	1.000 (4-4)	PARRIS, Damari at WKU (02/11/17)
	1.000 (4-4)	JOHNSON, Que vs WKU (01/21/17)
	1.000 (4-4)	POTTS, Giddy at Middle Tennessee (1/12/17)
	1.000 (4-4)	MCGILL, Donte at FIU (12/31/16)
	1.000 (4-4)	Sheldon Jeter at Pitt (12/28/16)
	1.000 (3-3)	JEAN, Derric vs Louisiana Tech (03/10/17)
	1.000 (3-3)	VANHOOK, Anthony at Charlotte (02/25/17)
	1.000 (3-3)	HARRIS, Omega vs UTEP (1/28/17)
	1.000 (3-3)	WILLMS, Matt vs UTEP (1/28/17)
	1.000 (3-3)	Massey, Justin at FAU (1/2/2017)
Rebounds	17	LEE, William at UAB (01/14/17)
	16	CAMPBELL, Antonio vs Ohio (11/30/16)
Assists	8	WOOLRIDGE, Ryan vs North Texas (3/4/17)
	8	CAVER, Ahmad at ODU (2/23/17)
	8	Justice Kithcart at Pitt (12/28/16)
	8	JOHNSON, Isaiah at AKRON (12/17/16)
Steals	5	Tre' McLean at Chattanooga (12/06/16)
	5	Paris Collins vs JACKSON STATE (11/21/16)
Blocked Shots	5	Justin Tuoyo at Chattanooga (12/06/16)
	3	Delph, Ronald vs Florida Atlantic (03/08/17)
	3	PORTER, Trey at ODU (2/23/17)
	3	LEE, William vs UAB (02/16/17)
	3	MEHINTI, Tosin vs UAB (02/16/17)
	3	MCCREE, Erik at LA Tech (2/4/17)
	3	DAVIS, Eddie at Southern Miss (02/02/17)
	3	LEE, William at UAB (01/14/17)
	3	UPSHAW, Reggie at Middle Tennessee (1/12/17)
Turnovers	7	JEAN, Derric vs Louisiana Tech (03/10/17)
	7	GIST, Asante at Eastern Kentucky (12/03/16)
Fouls	5	CAVER, Ahmad vs Old Dominion (03/09/17)
	5	GREEN, Derral vs North Texas (3/4/17)
	5	JACKSON, Quentin at Charlotte (02/25/17)
	5	LEE, William vs UAB (02/16/17)
	5	DAVIS, Eddie at Southern Miss (02/02/17)
	5	THOMAS, Paul vs UTEP (1/28/17)
	5	FLAGGERT, Jake vs UTEP (1/28/17)
	5	WILLMS, Matt vs UTEP (1/28/17)
	5	LAENDER, Deion at UAB (01/14/17)
	5	BAKER, Jordan vs Old Dominion (1/5/2017)
	5	STITH, B.J. vs Old Dominion (1/5/2017)
	5	Pfister, William at FAU (1/2/2017)
	5	Cameron Johnson at Pitt (12/28/16)
	5	ANTUNEZ, Lucas vs Toledo (12/10/16)
	5	WILLIAMS, Jonathan vs Toledo (12/10/16)
	5	GIST, Asante at Eastern Kentucky (12/03/16)
	5	DARTIS, Jordan vs Ohio (11/30/16)
	5	MAITLAND, Malik vs Morehead State (11/16/16)
	5	BENTON, Kyle vs N.C. Central (11/12/16)
	5	RANSOM, Will vs N.C. Central (11/12/16)



Christian Thieneman
R-FR | F | 6-5/208
Louisville, Ky.



Terrence Thompson
JR | F | 6-7/217
Durham, N.C.



Stevie Browning
SR | G | 6-3/177
Logan, W.Va.



Janson Williams
FR | F | 6-8/206
Newman, Ga.



Jacob Kilgore
SO | F | 6-5/191
Huntington, W.Va.



Ky're Allison
FR | G | 6-2/181
Portsmouth, Ohio



Ajdin Penava
SO | F | 6-9/222
Sarajevo, Bosnia and Herzegovina



C.J. Burks
SO | G | 6-3/203
Martinsburg, W.Va.



Aleksa Nikolic
SO | G | 6-5/221
Pancevo, Serbia



Rondale Watson
JR | G | 6-4/188
Lewisburg, W.Va.



Ot Elmore
JR | G | 6-2/197
Charleston, W.Va.



Ryan Taylor
SR | F | 6-5/249
Indianapolis, Ind.




Phil Bledsoe
FR | G/F | 6-6/224
Wheeling, W.Va.



Jon Elmore
JR | G | 6-3/189
Charleston, W.Va.



Austin Loop
SR | G | 6-4/210
South Webster, Ohio



Milan Mijovic
JR | F | 6-9/245
Belgrade, Serbia



Dan D'Antoni
Head Coach, third year
Marshall '70



Mark Cline
Assistant Coach, seventh year
Wake Forest '88



Scott Rigot
Assistant coach, third year
Buffalo '86



Neal Scaggs
Dir. of Operations, second year
Marshall '13



Ivan Vujic
Video Coordinator, second year
Valparaiso '06



Chris Lapole
Athletic Trainer, third year
Marshall '98



Joe Varga
Strength Coach, sixth year
Louisville, Ky.



Nick Gilkerson
Graduate Assistant, sixth year
Marshall '16



Jacob Smith
Graduate Assistant, fifth year
Marshall '16



Alex Church
Head Manager, third year