



# MARSHALL UNIVERSITY MEN'S BASKETBALL

**MARSHALL MEN'S BASKETBALL // HUNTINGTON, WEST VIRGINIA**

**// MARSHALL THUNDERING HERD** 13-11, 6-S C-USA



**HEAD COACH**

**Dan D'Antoni**  
at School: 41-48 (3rd)  
Overall: Same

**LEADERS**

**P:** Jon Elmore, 19.5  
**R:** Ryan Taylor, 8.5  
**A:** Jon Elmore, 6.3

**LAST TIME OUT**

L, 94-90  
at Louisiana Tech  
RPI: 153

**// GAME INFORMATION**

**Date:** Saturday, Feb. 11/6 p.m. ET  
**Site:** Bowling Green, Ky./E.A. Diddle Arena (7,326)  
**Live stats:** Gametracker - HerdZone.com  
**Live video:** College Sports Live (\$) - HerdZone.com  
**Radio:** Thundering Herd IMG Sports Network  
Steve Cotton (PxP)  
**Twitter/Instagram:** @HerdMBB

**// SCHEDULE**

11/3	WEST VIRGINIA STATE#	W, 93-70	
11/6	CHARLESTON (W.VA.)#	W, 100-76	
11/12	N.C. CENTRAL	W, 81-69	
11/16	MOREHEAD STATE	W, 85-77	
11/19	WESTERN CAROLINA	W, 98-63	
11/21	JACKSON STATE	W, 71-61	
11/25	at Ohio State	L, 111-70 Big Ten Network	
11/30	OHIO	W, 98-88	
12/3	at Eastern Kentucky	L, 89-80	
12/4	at Chattanooga	L, 96-85	
12/10	TOLEDO	W, 111-105 (ot)	
12/17	at Akron	L, 99-88 TWC Sports Channel	
12/19	WEST VIRGINIA WESLEYAN	W, 81-65	
12/22	at No. 24 Cincinnati	L, 93-91 (ot) CBSN	
12/28	at Pittsburgh	L, 112-106 ACC Network Extra	
12/31	at FIU*	W, 94-70	
1/2	at Florida Atlantic*	W, 89-72	
1/5	OLD DOMINION*	W, 90-86 (ot)	
1/7	CHARLOTTE*	W, 110-93	
1/12	at Middle Tennessee*	L, 69-57	BelN
1/14	at UAB*	L, 94-78	
1/21	WKU*	W, 94-80	ASN
1/26	UTSA*	W, 92-71	
1/28	UTEP*	L, 91-68	
2/2	at Southern Miss*	L, 91-76	
2/4	at Louisiana Tech*	L, 94-90	
2/11	at WKU*	6 p.m.	
2/16	UAB*	7 p.m.	CBSSN
2/18	MIDDLE TENNESSEE*	6 p.m.	ASN
2/23	at Old Dominion*	8 p.m.	BelN
2/25	at Charlotte*	6 p.m.	ASN
3/2	RICE*	7 p.m.	
3/4	NORTH TEXAS*	7 p.m.	

Games in BOLD CAPS played at Cam Henderson Center in Huntington, W.Va. All times Eastern.

\* - Conference USA opponent  
# - Exhibition game

**// WKU HILLTOPPERS** 12-12, 6-S C-USA



**HEAD COACH**

**Rick Stansbury**  
at School: 12-12 (1st)  
Overall: 305-178 (15th)

**LEADERS**

**P:** Justin Johnson, 14.1  
**R:** Justin Johnson, 8.7  
**A:** Junior Lomomba, 3.5






**LAST TIME OUT**

W, 64-47  
at Southern Miss  
RPI: 210

**// THREE-POINTERS**

1. Marshall will close out a two-week road trip when it travels to Bowling Green, Ky., to take on the WKU Hilltoppers. The Herd is 0-2 over that time.
2. Jon Elmore's double-double of 14 points and 11 assists at Louisiana Tech gave the junior his C-USA-leading sixth game of at least 10 assists or more this season. He is currently tied at second with UCLA's Lonzo Ball and only trails Creighton's Maurice Watson Jr.
3. Marshall is looking for its first win on the road in a over month since defeating Florida Atlantic, 89-72, on Jan. 2. The Herd is 2-4 on the road in league play this season.

**// PROJECTED STARTING FIVE**

	<b>#33 JON ELMORE</b> Jr.   G   6-3   189 19.5 ppg 4.2 rpg 6.3 apg 34.3 mpg	<ul style="list-style-type: none"> <li>• C-USA Player of the Week for the week of Dec. 12</li> <li>• 2016-17 Preseason All-Conference USA selection</li> <li>• No. 2 in C-USA in scoring (19.5) and No. 1 in assists (6.3)</li> <li>• First Marshall player to have three consecutive double-doubles with assists</li> </ul>
	<b>#2 STEVIE BROWNING</b> Sr.   G   6-3   188 16.2 ppg 3.9 rpg 3.0 apg 31.6 mpg	<ul style="list-style-type: none"> <li>• C-USA Player of the Week for the week of Dec. 26</li> <li>• Career-high 32 points vs. Morehead State (Nov. 16)</li> <li>• Double-figure scoring in 34 of last 43 games</li> <li>• 31 points and six assists at Akron (Dec. 17)</li> </ul>
	<b>#35 AUSTIN LOOP</b> Sr.   G   6-4   210 11.5 ppg 1.8 rpg 1.0 apg 30.5 mpg	<ul style="list-style-type: none"> <li>• Marshall's all-time 3-point leader (262 made)</li> <li>• Tied for No. 7 in C-USA for career 3-pointers made</li> <li>• Shooting 46.3 percent from three-point land this season</li> <li>• No. 9 in NCAA in three-point field goal percentage</li> </ul>
	<b>#25 RYAN TAYLOR</b> Sr.   F   6-5   249 14.6 pp 8.5 rpg 2.4 apg 28.4 mpg	<ul style="list-style-type: none"> <li>• Oscar Robertson National POTW for the week of Jan. 9</li> <li>• C-USA Player of the Week for the week of Jan. 9</li> <li>• Lone Herd player ever to reach 1500p/800r/250 asts career</li> <li>• Leads C-USA with 35 career double-doubles</li> </ul>
	<b>#1 TERENCE THOMPSON</b> Jr.   F   6-7   227 10.7 ppg 7.2 rpg 0.6 apg 24.7 mpg	<ul style="list-style-type: none"> <li>• First career double-double (20 pts; 10 rebs) vs. N.C. Central (Nov. 12)</li> <li>• Second double-double 25 pts and 10 rebs vs. UTEP (Jan. 28)</li> <li>• 16 pts, seven rebs and three stls vs. Western Carolina (Nov. 19)</li> </ul>

**// HERD RESERVES**

No.	Name (Ht., Wt., Yr.)	Pos.	PPG	RPG	APG	Notes
0	Christian Thieneman (6-5, 208, R-Fr.)	F	1.6	2.2	0.2	Career-high 10 points and seven rebounds at FAU (Jan. 2)
3	Jannson Williams (6-8, 206, Fr.)	F	0.0	0.0	0.0	Redshirting this season
4	Jacob Kilgore (6-5, 191, So.)	G	0.9	0.9	0.0	Earned the C-USA Commissioner's Academic Medal
5	Ky're Allison (6-2, 181, Fr.)	G	3.2	0.7	0.8	Career-high 14 points at Eastern Kentucky (Dec. 3)
11	Ajdin Penava (6-9, 222, So.)	F	6.2	3.5	0.6	Career-high 20 points and five blocks at FIU (Dec. 31)
14	C.J. Burks (6-3, 203, So.)	G	10.1	2.7	2.4	Career-high 25 points at Pittsburgh (Dec. 28)
21	Aleksa Nikolic (6-6, 221, So.)	G	3.0	3.1	1.1	Season-high 14 points vs. W.Va. Wesleyan (Dec. 19)
23	Rondale Watson (6-4, 188, Jr.)	G	0.0	0.0	0.0	Wake Forest transfer; sitting out this season due to transfer rules
24	Ot Elmore (6-2, 197, Jr.)	G	1.2	0.0	0.0	Transfer from Texas Rio Grande Valley
32	Phil Bledsoe (6-6, 224, Fr.)	G/F	2.7	2.1	0.3	Career-high 7 points and 5 rebounds vs. Jackson State (Nov. 21)
50	Milan Mijovic (6-9, 243, So.)	F	2.3	1.2	0.2	Career-high eight points at Akron (Dec. 17)

## MARSHALL BY THE NUMBERS

**1**

Jon Elmore became the first player in Marshall history to have three consecutive double-doubles from points and assists against Chattanooga, Toledo and at Akron.

**3**

The 2016-17 Marshall men's basketball team boasts three C-USA Players of the Week (Jon Elmore, Stevie Browning and Ryan Taylor).

**4**

The 2016-17 Marshall men's basketball team returns four starters from the 2015-16 season.

**7**

Seven players on the Thundering Herd call the Mountain State home.

**9**

The 2016-17 Marshall men's basketball team has the No. 9 scoring offense in the nation.

**11**

The Thundering Herd has won 11 games at home this season.

**35**

The number of double-doubles senior Ryan Taylor has had in his career.

**35**

The Herd has played in the Cam Henderson Center for 35 years now. It opened in 1981.

**37**

Marshall scored at least 70 points in 37 consecutive games from Jan. 3, 2016-Jan. 7, 2017.

**80**

The Marshall men's basketball team has scored at least 80 points in 18 of 23 games this season.

**117**

Senior forward Ryan Taylor has played in 117 games for the Thundering Herd.

**262**

The number of 3-point shots senior Austin Loop has made in his career. He is the all-time leader in Marshall history in 3-pointers.

**2,083**

Marshall has scored 2,083 points so far this season.

**5,731**

Fan attendance is averaging 5,731 per game at the Cam Henderson Center. this season.

## // LAST TIME OUT - LOUISIANA TECH

- A go-ahead free throw from Louisiana Tech's Derric Jean with 34 seconds left helped the Bulldogs defeat the Marshall men's basketball team, 94-90, on Saturday evening at the Thomas Assembly Center.
- Austin Loop's six three-pointers moved him into the top 10 all-time list in C-USA for made 3-pointers. He currently has 262 made shots from behind the arc.
- Loop is tied for seventh all-time in C-USA.
- Jon Elmore had his sixth double-double of the season. He leads C-USA with six double-doubles with points and assists.
- The Herd's 23 assists were a season-high for a game it lost.
- Six players for Marshall scored double figure points.
- Every Herd player (eight) that saw action on the floor made at least one field goal.

## // OPENING TIP - WKU

### SCOUTING THE HILLTOPPERS

- Among the 40-plus Division I men's basketball coaching hires over the offseason, Rick Stansbury ranked fifth with 293 career Division I wins. Among those new Division I hires across the country, Stansbury was also tied for fifth in NCAA Tournament appearances with six.
- The Hilltoppers were projected to be the No. 3 team in the league in the C-USA preseason poll, which is voted on by coaches across the conference.
- WKU has advanced to the semifinals of the league tournaments in 11 of the last 12 seasons, including a run to the 2016 Conference USA Tournament semifinals.
- WKU is 57-16 (.775) at the E.A. Diddle Arena over the last four seasons. This season, it is 6-1 at home, but 3-8 on the road.

### WHO TO KNOW

- Graduate transfer guard Que Johnson reached the 1,000-point career mark across his time at WKU and Washington State on Dec. 21, 2016. Johnson is No. 2 on the team with 14.0 ppg.
- Justin Johnson was named to the 2016-17 C-USA preseason All-Conference team. He was the first preseason selection from WKU since George Fant and T.J. Price were named to the team during the 2014-15 season.
- Johnson is averaging a team-high 14.1 points per game and a team-leading 8.7 boards.
- Pancake Thomas is the team's primary 3-point shooter. He has a team-high 55 made threes and is shooting 38.5 percent from three-point land.

### SERIES HISTORY

Marshall will meet WKU for the 23rd contest between the two sides. It is a series that dates back to the 1943-44 season and has been sporadic throughout. The two sides met in the 50s and 60s, but did not meet again until the 2003-04 season. The teams renewed the series when WKU joined C-USA in the 2013-14 season. WKU owns a 13-9 advantage over the Herd.

**LAST TIME - Jan. 21, 2017 in Huntington, W.Va.** - After a 22-8 Hilltoppers' start, Marshall outscored WKU 86-58 over the final 35 minutes.

#### MARSHALL-WKU SERIES INFORMATION

Overall Series Record	WKU, 13-9
Last five contests	Marshall, 4-1
Last 10 contests	Marshall, 6-4
Most points by Marshall	100
Fewest points by Marshall	36
Marshall largest win margin	18
Most points by WKU	100
Fewest points by WKU	40
WKU largest win margin	23
Series streak	Marshall, W3
Last meeting	Jan. 21, 2017

Marshall flipped the 14-point deficit into a 1-point halftime edge, 40-39, and set the table for the second half. The Herd finished the first half 7 for 21 from 3-point range, but buried 12 three-pointers – on a mere 20 attempts – in the second half alone.

The Herd tied its program record for made three-pointers in a single game (19).

MARSHALL	CATEGORY	WKU
Jon Elmore (19.5)	Scoring	Justin Johnson (14.1)
Ryan Taylor (8.5)	Rebounding	Justin Johnson (8.7)
Jon Elmore (6.3)	Assists	Junior Lomomba (3.5)
Jon Elmore (33)	Steals	Q. Johnson & Thomas (22)
Ryan Taylor (38)	Blocks	Ben Laweson (41)
Stevie Browning (145)	Field Goals	Justin Johnson (124)
Jon Elmore (339)	Field Goal Attempts	Que Johnson (274)
Austin Loop (81)	3-Point Field Goals	Pancake Thomas (55)
Austin Loop (175)	3-Point Field Goal Attempts	Que Johnson (146)
Austin Loop (46.3)	3-Point Field Goal Percentage	Justin Johnson (45.5)
Jon Elmore (143)	Free Throws	Justin Johnson (70)
Jon Elmore (181)	Free Throw Attempts	Justin Johnson (127)
Austin Loop (88.0)	Free Throw Percentage	Pancake Thomas (79.0)

## ALL-TIME VS. NON-CONFERENCE OPPONENTS

TEAM	RECORD	LAST TIME
N.C. Central	2-0	11/12/16, home (W, 81-69)
Morehead State	52-46	11/16/16, home (W, 85-77)
Western Carolina	31-13	11/19/16, home (W, 98-63)
Jackson State	2-0	11/21/16, home (W, 71-61)
Ohio State	0-2	11/25/16, away (L, 111-70)
Ohio	47-55	11/30/16, home (W, 98-88)
Eastern Kentucky	18-22	12/4/16, away (L, 89-80)
Chattanooga	18-29	12/6/16, away (L, 96-85)
Toledo	22-30	12/12/16, home (W, 111-105 ot)
Akron	11-13	12/17/16, away (L, 99-88)
W.Va. Wesleyan	29-13	12/19/16, home (W, 81-65)
Cincinnati	12-20	12/22/16 (L, 93-91 ot)
Pittsburgh	0-4	12/28/16 (L, 112-106)

## ALL-TIME VS. CONFERENCE USA

TEAM	RECORD	LAST TIME
UAB	6-18	1/14/17, away (L, 94-78)
Charlotte	7-6	1/7/17, home (W, 110-93)
Florida Atlantic	4-2	1/2/17, away (89-72)
FIU	5-1	12/31/16, away (W, 94-70)
Louisiana Tech	0-6	2/4/17, away (L, 94-90)
Middle Tennessee	3-9	1/12/17, away (L, 69-57)
North Texas	3-1	1/14/16, away (W, 97-78)
Old Dominion	7-8	1/5/17, home (W, 90-86 ot)
Rice	10-2	1/16/16, away (W, 94-90)
Southern Miss	11-9	2/2/17, away (L, 91-76)
UTEP	4-11	1/28/17, home (L, 91-68)
UTSA	2-2	1/26/17, home (W, 92-71)
WKU	9-13	1/21/17, home (W, 94-80)

## THUNDERING HERD IN CONFERENCE USA

First Season	2005-06
Regular-Season Record	90-96
Most Wins (season)	12 (2015-16)
.500+ Seasons	6
Last Year (2015-16)	10-4 (T-3rd)
C-USA Tournament Record	6-11

## CONFERENCE USA STANDINGS (2016-17)

as of Feb. 6

TEAM	C-USA	OVERALL
Middle Tennessee	10-1	20-4
Louisiana Tech	8-3	15-8
Old Dominion	7-4	14-9
UAB	7-4	14-10
UTEP	6-4	8-14
<b>Marshall</b>	<b>6-5</b>	<b>13-11</b>
WKU	6-5	12-12
Rice	5-5	15-8
UTSA	5-5	10-13
Charlotte	5-6	11-11
Florida Atlantic	4-6	8-13
Southern Miss	4-7	7-16
FIU	1-9	5-18
North Texas	0-10	6-16

## MEDIA INFORMATION

### Marshall Men's Basketball SID

Wilbur DeLashmet, DeLashmet@marshall.edu  
C: 251-422-2783  
O: 304-696-2418

### Practice coverage

Interviews may be conducted prior to practice on weekdays, or may be arranged through the Marshall Sports Information office. Herd practices are open to the public.

### Postgame coverage

At home games, following the visiting coach's postgame remarks, selected players will be brought to the Henderson Center's media room for a postgame press conference. Coach Dan D'Antoni will address the media following the players. At road games, D'Antoni will address the media in a location designated by the host institution.

## // TEAM NOTES

### RUNNIN', GUNNIN' THUNDERIN' HERD

- Marshall's offense has started the 2016-17 season right where it left off the 2015-16 season.
- The Herd boasts the No. 1 scoring offense in Conference USA, while it is ranked ninth in the nation.
- Marshall has scored 86.8 points per game thus far.
- The Herd has scored at least 70 points in 22 of 24 games this season.
- The last time Marshall scored 70 points in its first 16 games was in the 1995-96 season under head coach Billy Donovan. That team scored at least 70 points in 16 consecutive games to begin the season and finished the season 17-11 overall.
- The last time the Thundering Herd scored at least 70 points in its first 17 games was in the 1971-72 season under head Carl Tacy. That team scored at least 70 points in all 27 of its contests, made it to the NCAA Tournament and finished the season ranked No. 12 in the nation.
- Dating back to the 2015-16 season, Marshall scored at least 70 points in 37 consecutive games up until its 69-57 defeat at Middle Tennessee on Jan. 12, 2017.
- The last time the Herd surpassed 20 consecutive games of 70 or more points in a game was from Feb. 4, 1995 to Jan. 27, 1996. That streak lasted for 24 games.
- The most times a Marshall basketball team has scored at least 70 points in consecutive games was from Jan. 26, 1971 through Dec. 5, 1972. It lasted 43 games.
- The Herd has also scored at least 80 points in 15 of its last 18 games.
- The last time Marshall scored at least 80 points in 12 consecutive games was from Feb. 10-Dec. 20, 1968, which lasted 13 games.
- The Herd has also scored at least 90 points 12 times this season.
- When the Herd welcomed the Old Dominion Monarchs on Jan. 5, Old Dominion was one of two teams (Arizona) that had not allowed a team to score 70 points during the season. Marshall won, 90-86, in overtime.
- It marked the first time a team had scored 90 points on the Monarchs in 179 games, with the last time being at Richmond on Dec. 20, 2011.
- On Jan. 7, the Herd took on the Charlotte 49ers. In that game, Marshall scored 110 points in regulation. It was the first time it accomplished that feat since scoring 111 against East Tennessee State on Feb. 19, 1996.
- The Herd's average of 86.8 points per game would put it on pace to finish the season with 2,788 points through 32 games. That is good for No. 2 in school history.
- The Thundering Herd has never had back-to-back record-breaking offense in two consecutive seasons in the modern era.
- Its current pace of averaging 86.8 points per game would have be No. 8 in school history and No. 1 in C-USA history.

### #DANALYTICS

- On Dec. 28, 2016, head coach Dan D'Antoni caught the basketball and analytics world's attention when he talked about his love for 3-pointers.
- He explained, "The best shot in basketball is that corner three. The next-best shot in basketball is any other three. Other than free throws, which we try to do, when you get to the foul line, you score 1.5 points every time you go to the foul line in the pros ... If you can get a layup and it's clean — it's not one that's highly contested — it's [worth] 1.8 points [per attempt]. It's 1.3 from that corner, 1.27. Do you know what a post-up is, with a guy standing over top of you? It's 0.78."
- The team has practiced what D'Antoni has preached, as its 662 attempted threes are No. 9 in the nation.
- Of those attempts, Marshall has made 248 (eighth in the country) of them, which puts it at a rate of 10.3 per game and 37.5 three-point field goal percentage.
- Those 10.3 three-pointers are No. 9 in the country, while its three-point percentage is No. 71.
- 35.7 percent of Marshall's total 2,083 points have come from three-pointers (744 points total).
- 19.9 percent of the Herd's 2,083 points have come from

## // TEAM NOTES

- 415 free throws.
- Marshall is averaging 1.139 points per possession at home, while it averages 1.049 points per possession on the road. That is good for the No. 55 efficient offense in the country.
- The Herd also boasts a team offensive rating (points scored per 100 possessions) of 109.44. That is good for No. 55 among D-I schools.
- There has been a trend in wins and losses among league games for Marshall.
- In all of its wins in C-USA, the Herd is averaging 19.2 assists a game, while it only averages 12.2 assists in losses.

### CHARITABLE DONATIONS

- The Thundering Herd has taken advantage of its time at the free throw line this season, as the team and its players rank among the top in the nation in several categories.
- Marshall's 572 trips to the charity stripe are No. 46 in the nation, while its 415 made free throws are 36th among D-I schools.
- The Herd boasts the No. 95 free throw percentage in the nation with 72.6 percent of its free throws made. The 72.6 percent is good for No. 6 in school history.
- The best free throw percentage Marshall has ever had was 79.0 during the 1957-58 season.
- The list of Marshall men's basketball players who have made at least 12 free throws in a single game is a short one. Only four of the 19 players who have accomplished the feat have done so multiple times.
- Damier Pitts (123 games from 2008-12) and Skip Henderson (125 games from 1984-88) made a dozen foul shots in a game three times in their Thundering Herd careers. Ronald Blackshear (50 games from 2001-03) and LaVern Evans (112 games from 1980-84) did it twice.
- Jon Elmore (Charleston, W.Va.), in 23 games this season, has already made 12 free throws in a game five times, including in consecutive games two weeks ago. He did it once last year, too, meaning in 46 career games Elmore has made 12-plus free throws in at least twice as many games as any other Marshall player — ever.
- He is 143 for 181 (79.0 percent), trailing only San Diego State's Mike Daum in made free throws and Daum and BYU's Eric Mika in attempts.
- Elmore made 12 of 13 free throws in the Jan. 5 win against Old Dominion. He then made 12 of 15 in the Jan. 7 win against Charlotte. He scored 55 points in the two-game homestand, but 24 came from the line.
- Elmore has made a trip to the charity stripe at least 10 times in seven different games.
- If the Herd play 34 games and Elmore sustains his current pace, he will finish with the sixth-best single-season in points by a player and fourth-best season in assists (Dan D'Antoni's brother, Mike D'Antoni, has the best two single seasons in assists). Elmore is on pace to break the school record for free throws made and attempted — both records held by Leo Byrd.

### SHARING IS CARING

- The Thundering Herd is one of the most "generous" teams in the nation, as its 16.5 assists per game are No. 38 in the nation and its 396 total assists are good for No. 32 among all DI schools.
- If it maintains its rate of 16.5 assists per game, Marshall could finish with 528 assists through 32 games. That would be good for No. 6 in school history in a single season.
- Assists have also played a big part in the Herd's wins and losses this season during league play.
- In all of its wins in C-USA, the Herd is averaging 19.2 assists a game, while it only averages 12.2 assists in losses.
- In those wins, 55 percent of Marshall's 205 made field goals came from assists.
- In its losses, the Herd's 49 percent of its 124 made field goals came from assists.

### HOME SWEET HENDERSON CENTER

- Since Marshall joined C-USA in 2005-06, the Herd is 134-

## // TEAM NOTES

- 55 (.710) at Cam Henderson Center.
- The 2015-16 Herd posted its most C-USA home wins (7-2) since joining the league in 2005-06.
- Including this season, the Herd has won 10 or more games at home in nine of the last 10 seasons, as well as in 25 of the 35-year history of the Henderson Center.
- Marshall's last losing record at home came during its last season in the MAC (2004-05), when the Herd went 4-8 (6-22 overall).
- When Marshall defeated WKU on Jan. 21, it marked the 11th consecutive win at the Henderson Center.
- The 12-game winning-streak was the longest winning-streak the Herd had at home under Dan D'Antoni.
- Marshall opened the 2016-17 season with a 11-0 record at home before suffering its first home loss of the season against UTEP (Jan. 28).
- The last time the Herd won 10 consecutive home games to open the season was in the 2009-10 season, which won 10 straight home games before suffering its first loss at home.
- Marshall's 12-game winning streak when playing at home. It was the first time it has achieved that feat since Feb. 7, 2009-Jan. 16, 2010.
- Marshall is shooting 36.9 percent from 3-point range at home, and boasts a margin of victory of 10.8 points at the Henderson Center.
- Marshall is doing well in terms of attendance. Its average attendance of 5,731 is No. 3 in C-USA, trailing only Old Dominion and UTEP.

### LIGHTS, CAMERA ACTION

- Marshall's 2016-17 campaign features nine nationally-televised games, the most since the 2014-15 season.
- The Herd's game against Ohio State was its first televised game of the season.
- The Herd will also play in four straight nationally televised games for the first time since the 2011-12 season.

The four games are:

- UAB | CBSN | Feb. 16
- Middle Tennessee | ASN | Feb. 18
- at Old Dominion | BeIN | Feb. 23
- at Charlotte | ASN | Feb. 25

### HERD HISTORY IN C-USA

Here's a look at Marshall's season-by-season performances in Conference USA men's basketball.

Season	Record	Finish	Seed	Tournament
2005-06	5-9	9th of 12	9	0-1
2006-07	7-9	Tie 8th of 12	8	1-1, q-finals
2007-08	8-8	Tie 6th of 12	8	0-1
2008-09	7-9	Tie 6th of 12	7	0-1
2009-10	11-5	Tie 3rd of 12	4	0-1, bye, q-finals
2010-11	9-7	Tie 5th of 12	6	1-1, q-finals
2011-12	9-7	Tie 5th of 12	6	3-1, runner-up
2012-13	6-10	Tie 9th of 12	9	0-1
2013-14	4-12	Tie 14th of 16	14	1-1, 2nd round
2014-15	7-11	Tie 11th of 14	12	0-1
2015-16	12-7	3rd of 14	3	1-1, semifinals

### FAMILY REUNION

- This season Jon Elmore (Charleston, W.Va.) is joined by his brother Ot (Charleston, W.Va.), a Texas Rio Grande Valley transfer.
- It marks the first time two brothers have played for Marshall since Dan D'Antoni (1967-70) and Mike D'Antoni (1970-73) did so. No set of brothers have played for Marshall at the same time since before 1960 (information not available).
- The Elmore brothers are the first set of family members to play on the same Herd team together since cousins Tamar Slay (1998-02) and Monty Wright (1999-03) did so.
- During the beginning of the 2015-16 season junior Jon Elmore had to sit out for the first 10 games of the season due to transfer rules. In that span, Marshall went 2-8 to begin the season.

## // TEAM NOTES

- When he was cleared by the NCAA the Herd finished 15-10 for the season and is now 26-19 overall with him as a starter.
- Ot averaged 2.7 points in 14.7 minutes over 20 games at Texas Rio Grande Valley. The Edinburg, Texas-based Vaqueros of the Western Athletic Conference went 8-22 in their first season.
- The Elmore brothers are one of 17 sets of brothers currently playing together in the NCAA.
- The brothers are also one of two sets of brothers in C-USA, as Brandon Stith and B.J. Stith play for Old Dominion.
- When Ot Elmore made two 3-pointers against UTSA on Jan. 26, it marked the first time in Marshall history where two brothers scored in the same game.
- Ot Elmore's back-to-back 3-pointers means that every eligible player for the team has scored points for the Herd this season.

### TAYLOR EARNS OSCAR ROBERTSON AWARD

- On Jan. 10, The U.S. Basketball Writers Association (USBWA) selected Marshall's Ryan Taylor (Indianapolis) as its Oscar Robertson National Player of the Week for games ending in the week of Sunday, Jan. 8.
- The Indianapolis native became the first player in Marshall history to be a recipient of the honor. The senior was also the first C-USA player to earn the award as well.
- When Taylor was selected, he became the first player from a mid-major to win the award during the 2016-17 season.
- As the Conference USA Player of the Week, Taylor was nominated for the national award, which was chosen by a representative of the USBWA board of directors from a list of Division I conference players of the week. This is the eighth season that the USBWA has selected a national player of the week.
- The 6-5 senior forward, averaged a double-double with 25.3 points and 13.3 rebounds per game in three Marshall league wins. His 25.3 points came from 29-of-47 (.617) shooting and he hit 3-of-7 (.429) three-pointers.
- Since the 1958-59 season, the USBWA has named a National Player of the Year. In 1998, the award was named in honor of the University of Cincinnati Hall of Famer and two-time USBWA Player of the Year Oscar Robertson. It is the nation's oldest award and the only one named after a former player.
- Coincidentally, Oscar Robertson is also from Indianapolis, Taylor's hometown.

### LOOOOOOOOP!

- When Marshall hosted UTEP on Jan. 28, former walk-on and senior guard Austin Loop (South Webster, Ohio) made history Marshall history at the 1:40 mark in the first half.
- Loop made a 3-pointer to become No. 1 all-time in career 3-pointers in school history. He surpassed former record holder Tamar Slay (1998-02), who had 251 in his career.
- As it stands the South Webster, Ohio native has made 262 3s in his career.
- Those 262 made threes have put the senior in the C-USA history books, as those shots are tied for No. 7 in league history.
- He needs to make five more to reach No. 6 all-time, SMU's Robert Nyakundi (2009-12), who made 267 three-pointers.
- Loop, by the way, attempted 35 fewer three-pointers than Slay. Loop's final three-pointer against WKU on Jan. 21 was his 600th in his career. Slay shot 650 3s.
- UTEP also marked the senior's 100th career game for the Thundering Herd. He joined the likes of Ryan Taylor for active players that have made 100 appearances for Marshall.
- The South Webster, Ohio native has made at least two three-pointers in 21 of the last 23 contests season. He has made at least three three-pointers in 12 of the last 19 games.
- His 3.4 made threes a game leads C-USA and is No. 12 in the nation.
- His 46.3 three-point field goal percent is No. 9 in the nation.
- The South Webster, Ohio native's 81 total made three-

## MARSHALL'S 2016-17 SEASON

### Under D'Antoni 16-17

At home	31-12	11-1
On the road	7-29	2-10
Neutral	2-6	0-0

C-USA home game	17-6	4-1
C-USA road game	8-16	2-4
C-USA Tournament game	1-2	0-0

Vs. Ranked Opponents	0-6	0-1
Vs. Unranked Opponents	40-42	13-10

Leading at half	32-9	9-4
Trailing at half	7-35	2-7
Tied at half	2-3	2-0

Leading with 5:00 to play	36-3	10-2
Trailing with 5:00 to play	4-44	2-9
Tied with 5:00 to play	0-1	0-0

Shooting 50% or better	17-4	3-0
Shooting less than 50%	24-43	10-11
Opponent shoots 50% or better	4-19	2-8
Opponent shoots less than 50%	31-29	11-4

Outshooting the opponent	27-15	4-6
Outshot by opponent	13-33	9-5
Shooting is equal	0-0	0-0

Outrebounding the opponent	22-7	6-1
Outrebounded by opponent	18-39	7-10
Rebounds are equal	1-2	0-0

Having more turnovers	15-27	2-5
Opponent has more turnovers	22-18	10-5
Turnovers are equal	4-3	1-1

Making more free throws	28-15	11-3
Opponent makes more free throws	13-27	2-6
Free throws are even	0-6	0-2

Scoring more points in paint	18-11	6-1
Opponent scores more points in paint	22-32	6-8
Points in the paint are even	1-5	1-1

Game decided by 1-5 points	7-11	1-2
Game decided by 6-10 points	8-12	4-2
Game decided by 11-15 points	6-10	2-4
Game decided by 16+ points	20-15	6-3

Scoring fewer than 60 points	0-11	0-1
Scoring 60-69 points	3-14	0-1
Scoring 70-79 points	5-10	1-3
Scoring 80+ points	24-6	3-3
Scoring 90+ points	19-7	7-2
Scoring 100+ points	4-2	2-1

Opponent scores fewer than 60 points	4-1	0-0
Opponent scores 60-69 points	10-6	4-1
Opponent scores 70-79 points	13-9	4-0
Opponent scores 80+ points	11-19	3-1
Opponent scores 90+ points	5-14	1-7
Opponent scores 100+ points	2-3	1-2

In overtime(s)	4-2	2-1
In single overtime	3-2	1-1
In double overtime	0-0	0-0

One Herd player scores 10+	0-2	0-0
Two Herd players score 10+	4-11	1-1
Three Herd players score 10+	8-17	2-3
Four Herd players score 10+	19-30	8-4
Five Herd players score 10+	10-7	2-2

In November	8-7	5-1
In December	8-17	3-5
In January	14-12	5-3
In February	9-6	0-1
In March	2-5	0-0

On television	12-19	1-4
---------------	-------	-----

## // TEAM NOTES

- pointers this season are 11th in the country.
- Loop has had nine games with at least five three-pointers this season.
- From Nov. 19-21, he had back-to-back games of at least five three-pointers for the second time in his career. The last time he did so was on Dec. 12-14 in the 2015-16 season.
- Loop was also named the No. 100 player in ASN's top 100 players in the nation.
- 88.4 percent of Loop's points have come from three-point shots. All but eight (175-of-183) of his FG attempts this season have come from behind the arc.
- Loop had a season-high 24 points at Akron (Dec. 17). The points came from a season-high seven FGs, five of which were from three-point land.
- The senior moved into the No. 2 all-time spot for three-pointers when he made five against WKU (Jan. 21).
- The Henderson Center has been good to the South Webster, Ohio native, as he has shot 47.2 percent from three-point land.
- Loop is currently on pace to finish the season with 109 three-pointers this season. That would put him at No. 3 all-time for an individual season in program history.
- As it stands, the senior is No. 10 in 3-pointers made in an individual season in school history.
- Loop is also one of the most efficient shooters in the nation as his 69.1 effective field goal percentage is No. 7 in the country.
- The senior also boasts one of the top true shooting percentages [points scored / 2(field goal attempts + (0.44 x free throw attempts))] in the nation, as his 70.9 true shooting percentage leads the Herd and is No. 7 in the nation.
- Loop has also made at least one 3-pointer in 13 straight games.

### RT REACHING CAREER MILESTONES

- When the Thundering Herd took on FAU on Jan. 2, it marked a career milestone for senior forward Ryan Taylor (Indianapolis).
- The senior became the fourth player in Marshall history to record at least 1,500 points/800 rebounds for his career. The Herd's list of players with that combination includes Charlie Slack, Russell Lee and J.R. VanHoose. Taylor has 1,624 points and 896 rebounds as of Jan. 30.
- The Indianapolis native stands alone, as he is the only player in school history with at least 1,500 points, 800 rebounds and 250 assists.
- The senior is on the brink of reaching C-USA milestones, as he just needs to pull down 12 more rebounds to reach the top 10 in league history.
- Taylor had a career night when the Herd took on the Owls. He scored a career-high 31 points and pulled down 13 rebounds.
- In the process of doing so, he became the second Marshall player to have at least 30 points and 13 rebounds in a single game since 2010. James Kelly (2015-16) was the other player.
- He doubled down on his effort when Marshall hosted Old Dominion on (Jan. 5) when he collected his second consecutive double-double from 21 points and 13 rebounds. He also added a career-high five blocks.
- The senior collected his third consecutive double-double when he scored 24 points and pulled down a season-high 14 rebounds vs. Charlotte (Jan. 7).
- It was his first time to get three double-doubles in three consecutive games since Feb. 5-14, 2015.
- Those five blocks made him the first Marshall player to have five in a contest since Ajdin Penava collected five at FIU (Dec. 31, 2016).
- When Marshall took on Jackson State (Nov. 21), Taylor played in his 100th career game for the Thundering Herd.
- He became the first player to do so for Marshall since Shaquille Johnson (2008-12). Johnson ended his career having played a program-best 134 games.
- In that span, Taylor has played in 117 of those games.
- Only 33 players in Marshall's history have reached 100

## // TEAM NOTES

- career games, only 26 players have made it to 110 and just 11 players have played over 115 games.
- The senior's 117 caps tie him at No. 8 all-time in program history with Rodney Holden (1984-88) and Tre Whitted (2003-07).
- Taylor leads Conference USA with 35 career double-doubles and is tied at No. 3 in career double-doubles with Charlotte's DeMarco Johnson (1995-98).
- The Indianapolis native is averaging a near double-double through 11 games in league play. He is averaging 15.5 points and 9.9 rebounds thus far.
- The senior has 38 blocks this season, which is a single-season career-high.
- Taylor has cracked the top 10 in career blocked shots, tying Latece Williams with 99 on Jan. 21 against WKU. Taylor's 107 career blocked shots puts him at No. 8 in program history. He just needs four more to reach Mark Patton (2002-06) at 111.

### ELMORE EXCELLENCE

- Jon Elmore is averaging a team-leading 19.5 points per game and 6.3 assists, while also pulling down 4.2 rebounds per game. His 19.6 points are No. 2 among C-USA players and ranked 55th in the nation.
- The junior recorded his first double-double of the season when he scored 27 points and had a career-high 12 assists at Chattanooga. He was the first Marshall player to collect at least 10 assists since he did so against Old Dominion (Feb. 25, 2016).
- Those 12 assists he dished out at Chattanooga are No. 13 in program history for single-game assists.
- Elmore was also one rebound shy of a triple-double, which would have made him the first player to do so since DeAndre Kane did so at Hofstra on Nov. 18, 2012. He had 33pts, 11 rebs, 10 asts.
- Elmore has scored at least 20 points seven times in two consecutive seasons.
- The junior's 4.2 boards per game is a career-high. He had a career-high nine rebounds at Chattanooga (Dec. 6).
- The Charleston, W.Va., native has also surpassed his previous career-high of 18 steals in a single season. He currently has 33 this season.
- The Charleston, W.Va., native tied a career-high in points when he scored 35 points vs. Toledo (Dec. 10).
- The junior had his first back-to-back double-double for the first time in his career and became the first Marshall player to do so since James Kelly did so vs. Southern Miss (March 3) and UTEP (March 10).
- Elmore has also led Marshall in scoring for 11 out of 24 games this season.
- When the junior scored 22 points at FIU (Dec. 31) it marked his eighth game this season scoring at least 20 points, which surpassed his previous career-high of seven games of at least 20 points in a single season.
- Elmore's 26 points against Old Dominion (Jan. 5) were tied for the game-high, while he iced the game with his free throws at the end of the game to give Marshall the win.
- The junior collected another double-double against Charlotte (Jan. 7) when he scored 29 points and had 10 dimes.
- When Elmore made seven three-pointers against WKU (Jan. 21) it tied a career-high. It also marked the first time a Marshall player made at least seven three-pointers since Elmore's seven at UTSA on Feb. 6, 2016.
- The junior is also has one of the top game scorers in the country (The scale upon which the player's game score is based is the same as points scored. If a player has a game score of 20, that is amazing, while a game score of 5 is average.) His 14.542 game score is No. 55 in the country.
- The Charleston, W.Va., native is also climbing up the record books in just 49 games played. He has 296 assists, which puts him at No. 14 all-time in school history.
- Elmore leads C-USA with five 10 assist games this season.
- The junior collected his fifth double-double of the season when he scored 12 points and collected 10 assists against UTSA (Jan. 26).

## MARSHALL VS. AP-RANKED OPPONENTS (65 GAMES, 7-60)

Date	Opponent	Rank	Result
Dec. 22, 2016	at Cincinnati	24	L, 93-91 (ot)
Dec. 27, 2015	at Maryland	4	L, 87-67
Dec. 17, 2015	vs. West Virginia (1)	20	L, 86-68
Jan. 8, 2015	Old Dominion	25	L, 72-51
Dec. 14, 2014	vs. West Virginia (1)	22	L, 69-66
Nov. 21, 2014	at Louisville	7	L, 85-67
Feb. 15, 2013	Memphis	22	L, 71-59
Dec. 15, 2012	vs. Cincinnati (1)	11	L, 72-56
Dec. 6, 2011	at Syracuse	3	L, 62-56
Jan. 19, 2011	vs. West Virginia (1)	21	W, 75-71
Jan. 5, 2011	at UCF	19	L, 65-58
March 2, 2010	UTEP	24	L, 80-76
Jan. 20, 2010	vs. West Virginia (1)	11	L, 68-60
Dec. 22, 2009	at North Carolina	10	L, 98-61
Jan. 12, 2008	Memphis	2	L, 68-45
March 8, 2007	at Memphis*	5	L, 92-71
Dec. 4, 2006	at Memphis	14	L, 78-59
Feb. 11, 2006	Memphis	3	L, 91-81
Jan. 25, 2006	vs. West Virginia (1)	9	W, 58-52
Jan. 7, 2006	George Washington	20	L, 79-73 (ot)
Dec. 1, 2003	vs. Kentucky (2)	10	L, 89-76
Nov. 16, 2001	at Kentucky	4	L, 90-73
Dec. 2, 2000	at Dayton	24	W, 67-65
Nov. 21, 2000	at Cincinnati	16	L, 79-75
Feb. 16, 1998	vs. West Virginia (1)	16	L, 71-58
Dec. 17, 1997	Wake Forest	23	W, 73-66
Dec. 30, 1996	at Clemson	6	L, 73-57
Dec. 19, 1995	vs. Kentucky (3)	4	L, 118-99
Dec. 30, 1994	at Wake Forest	18	L, 95-59
Dec. 27, 1994	at Kentucky	5	L, 116-75
Jan. 19, 1994	vs. West Virginia (1)	24	L, 79-67
Jan. 2, 1994	at North Carolina	2	L, 116-62
Feb. 23, 1991	East Tenn. State	13	W, 107-103 (ot)
Jan. 28, 1991	at East Tenn. State	12	L, 99-88
Dec. 27, 1990	vs. Indiana (4)	5	L, 91-67
Dec. 20, 1990	Virginia	19	L, 74-60
Dec. 6, 1990	at Pittsburgh	11	L, 105-75
Feb. 9, 1989	vs. West Virginia (1)	15	L, 81-73
March 12, 1987	vs. TCU**	19	L, 76-60
Nov. 29, 1985	vs. Oklahoma (5)	13	L, 81-70
March 15, 1985	vs. VCU***	11	L, 81-65
Dec. 28, 1983	vs. Georgetown (6)	5	L, 82-71
Dec. 29, 1980	at Maryland	9	L, 114-89
Jan. 8, 1979	at Louisville	16	L, 112-64
Feb. 1, 1978	Louisville	9	L, 85-69
Dec. 30, 1977	Detroit	20	L, 89-84
Feb. 24, 1977	at Detroit	16	L, 122-86
Jan. 15, 1977	at Louisville	13	L, 105-85
Dec. 1, 1976	at North Carolina	9	L, 90-70
March 11, 1972	vs. SW Louisiana****	9	L, 112-101
Dec. 28, 1971	at Marquette	2	L, 74-72
Dec. 18, 1971	St. John's	8	W, 110-107
Dec. 5, 1969	at Duquesne	11	L, 120-75
Feb. 1, 1968	vs. Houston (7)	1	L, 102-93
Jan. 24, 1966	at Loyola, Ill.	9	L, 92-68
Feb. 29, 1964	at Loyola, Ill.	10	L, 117-63
Jan. 3, 1963	at Loyola, Ill.	2	L, 103-58
Feb. 10, 1962	Bowling Green	8	L, 73-70
Jan. 20, 1962	at Bowling Green	9	L, 68-55
Dec. 16, 1961	at Cincinnati	2	L, 77-49
March 4, 1961	Cincinnati	3	L, 69-57
Feb. 13, 1960	Toledo	11	L, 65-48
Jan. 16, 1960	at Toledo	18	L, 63-51
Feb. 21, 1959	vs. St. Bonaventure (8)	14	L, 90-77
Dec. 22, 1958	Seattle	16	L, 91-80
Dec. 13, 1958	at Cincinnati	1	L, 106-86
Feb. 12, 1952	Western Kentucky	20	L, 87-82
Jan. 21, 1950	Louisville	19	W, 96-72

\*Conference USA Tournament in Memphis, Tenn.

\*\*NCAA Tournament in Charlotte, N.C.

\*\*\*NCAA Tournament in Albuquerque, N.M.

\*\*\*\*NCAA Tournament in Las Cruces, N.M.

(1) Charleston, W.Va. – Charleston Civic Center

(2) Cincinnati, Ohio – Riverfront Coliseum

(3) Louisville, Ky. – Freedom Hall

(4) Indianapolis, Ind. – Market Square Arena

(5) Honolulu, Hawaii – Blaisdell Arena

(6) Las Vegas, Nev. – Thomas & Mack Center

(7) New York, N.Y. – Madison Square Garden

(8) Buffalo, N.Y. – Buffalo Memorial Auditorium

Indicates 2015-16 opponents

## // TEAM NOTES

### DROPPIN' DIMES

- This season, junior guard Jon Elmore (Charleston, W.Va.) became the first player in program history to collect three consecutive double-doubles from points and assists (assists not kept before 1970-71 season), while also becoming the first member of the Herd to have back-to-back 10 assist games for the first time since DeAndre Kane (2011-12) did so at Hofstra (Nov. 18, 2012) and vs. Nevada (Nov. 24, 2012).
- His 6.3 assists per game are No. 1 in Conference USA and are No. 12 in the nation.
- His 151 total assists are good for 10th among all D-I players. He is on pace to collect 202 assists this season, which would put him at No. 3 in Marshall history for assists in a single season.
- Elmore is one of the nation's leaders in games with at least 10 assists this season, as he currently has six.
- That is good for No. 2 in the nation (he is tied with UCLA's Lonzo Ball), trailing only Creighton's Maurice Watson Jr., who has seven games of collecting at least 10 assists.
- In all six of Elmore's games of collecting 10 assists or more, it has led to a double-double.
- Those six double-doubles from points and assists are tied for first in the nation with Watson Jr., this season.

### STEVIE BROWNING SHOWING OUT

- Senior guard Stevie Browning (Logan, W.Va.) had a career night when Marshall took on Morehead State (Nov. 16).
- Browning had a career-high 32 points from a career-high 12 field goals made and 18 attempted. He made a career-high four three-pointers.
- He helped lead the Herd over the Eagles, 85-77, and help Marshall win the Ellis Johnson trophy, which is named after the coach who was at the helm of both teams during his career.
- The Logan, W.Va., native also scored 27 points from 11-for-16 FGs against Toledo (Dec. 10), while also

### RANKING THE HERD 2016-17

CATEGORY	C-USA	NCAA	NO.
<b>Scoring Offense</b>	<b>1</b>	<b>9</b>	<b>86.8</b>
Scoring Defense	14	--	85.0
Scoring Margin	6	--	+1.8
<b>FT Percentage</b>	<b>4</b>	<b>95</b>	<b>.726</b>
FG Percentage	5	--	.460
FG Percentage Def.	12	--	.462
<b>3FG Percentage</b>	<b>3</b>	<b>71</b>	<b>.375</b>
3FG Percentage Def.	7	--	.338
<b>3FG Made/Game</b>	<b>1</b>	<b>9</b>	<b>10.3</b>
<b>Total 3FG Made</b>	<b>1</b>	<b>8</b>	<b>248</b>
<b>Total 3FG Attempts</b>	<b>1</b>	<b>9</b>	<b>662</b>
Rebounding Offense	5	--	36.6
Rebounding Defense	14	--	43.2
Offensive Rebounds/Game	11	--	9.1
<b>Defensive Rebounds/Game</b>	<b>3</b>	<b>35</b>	<b>27.5</b>
Rebounding Margin	13	--	-6.5
Blocks/Game	4	--	3.9
<b>Assists/Game</b>	<b>2</b>	<b>38</b>	<b>16.5</b>
Steals/Game	5	--	6.3
Turnover Margin	5	--	+1.3
<b>Assist/TO Ratio</b>	<b>2</b>	<b>34</b>	<b>+1.3</b>

CATEGORY	PLAYER	C-USA	NCAA	NO.
<b>Assists/Game</b>	<b>Jon Elmore</b>	<b>1</b>	<b>12</b>	<b>6.3</b>
<b>Rebounds/Game</b>	<b>Ryan Taylor</b>	<b>5</b>	<b>73</b>	<b>8.5</b>
<b>Def. Rebs/Game</b>	<b>Ryan Taylor</b>	<b>4</b>	<b>t-44</b>	<b>6.6</b>
<b>Double-Doubles</b>	<b>Ryan Taylor</b>	<b>t-2</b>	<b>t-53</b>	<b>8</b>
<b>Points/Game</b>	<b>Jon Elmore</b>	<b>2</b>	<b>33</b>	<b>19.5</b>
Field Goal Pct	Ryan Taylor	10	--	.511
Steals/Game	Jon Elmore	6	--	1.4
<b>3FG/Game</b>	<b>Austin Loop</b>	<b>1</b>	<b>12</b>	<b>3.4</b>
<b>Total 3FG Made</b>	<b>Austin Loop</b>	<b>1</b>	<b>11</b>	<b>81</b>
<b>3FG/Percentage</b>	<b>Austin Loop</b>	<b>3</b>	<b>9</b>	<b>46.3</b>
FT Percentage	Stevie Browning	4	--	85.0
Assist/To Ratio	Stevie Browning	4	--	1.9

## // CONFERENCE USA PLAYERS OF THE WEEK

- Conference USA names a Player of the Week and Freshman of the Week for men's basketball each Monday through March 8. The awards are selected by a media panel with one representative in each league city.
- Jon Elmore became the first player for Marshall to win the award during the 2016-17 season when he won it on Dec. 12.
- Stevie Browning won the award marking the first time C-USA honored two different players from the same school in the 2016-17 season.
- When Ryan Taylor won the award it marked the first time in school history where three players won C-USA Player of the Week honors in the same season.
- The trio became the second group in program history to earn player of the week honors since Skip Henderson, Tom Curry and Rodney Holden were named So-Con Players of the Week in the 1986-87 season.

### PLAYERS OF THE WEEK

Nov. 16	Egor Koulechov, Rice
Nov. 21	Dominic Artis, UTEP
Nov. 28	JaCorey Williams, Middle Tennessee
Dec. 5	Marcus Evans, Rice
<b>Dec. 12</b>	<b>Jon Elmore, Marshall</b>
Dec. 19	JaCorey Williams, Middle Tennessee
<b>Dec. 26</b>	<b>Stevie Browning, Marshall</b>
Jan. 2	Reggie Upshaw, Middle Tennessee
<b>Jan. 9</b>	<b>Ryan Taylor, Marshall</b>
Jan. 16	William Lee, UAB
Jan. 23	Jon Davis, Charlotte
Jan. 30	Matt Willms, UTEP
Feb. 6	Justin Johnson, WKU

### FRESHMEN OF THE WEEK

Nov. 14	DaQuan Bracey, Louisiana Tech
Nov. 21	Byron Frohnen, UTSA
Nov. 28	Jailyn Ingram, Florida Atlantic
Dec. 5	Najee Garvin, Charlotte
Dec. 12	Deon Barrett, UTEP
Dec. 19	A.J. Lawson, North Texas
Dec. 26	Byron Frohnen, UTSA/Jalen Harris, Louisiana Tech
Jan. 2	Quentin Jackson Jr., Charlotte
Jan. 9	Giovanni De Nicolao, UTSA
Jan. 16	DaQuan Bracey, Louisiana Tech
Jan. 23	DaQuan Bracey, Louisiana Tech
Jan. 30	Byron Frohnen, UTSA
Feb. 6	A.J. Lawson, North Texas

## // 2016-17 GAME-BY-GAME LEADERS

OPPONENT	DATE	RESULT	PTS	REBS	ASTS	BLKS
N.C. CENTRAL	11/12	W, 81-69	Thompson, 20	Thompson, 10	Taylor, 5	Taylor, 3
MOREHEAD STATE	11/16	W, 85-77	Browning, 32	Taylor, 10	Elmore, 5	Elmore, Taylor, Penava, 2
WESTERN CAROLINA	11/19	W, 98-63	Elmore, 22	Thompson, 7	Browning, 8	Taylor, 2
JACKSON STATE	11/21	W, 71-61	Elmore & Thompson, 20	Thompson, 9	Elmore, 7	four players, 1
at Ohio State	11/25	L, 111-70	Elmore, 25	Thompson, 10	Elmore, 6	Browning, 1
OHIO	11/30	W, 98-88	Elmore, 28	Taylor, 11	Elmore, 5	Taylor, 3
at Eastern Kentucky	12/3	L, 89-80	Elmore & Taylor, 19	Nikolic, Penava, Taylor, 6	Elmore, 7	Loop & Loop, 1
at Chattanooga	12/6	L, 96-85	Elmore, 27	Elmore, 9	Elmore, 12	Taylor, 2
TOLEDO	12/10	W, 111-105 (ot)	Elmore, 35	Nikolic, 8	Elmore, 10	Taylor, 4
at Akron	12/17	L, 99-88	Browning, 31	Nikolic, 8	Elmore, 10	--
WEST VIRGINIA WESLEYAN	12/19	W, 81-65	Browning, 21	Elmore, 7	Burks, 5	Nikolic, 2
at No. 24 Cincinnati	12/22	L, 93-91 (ot)	Browning, 28	Penava, 8	Elmore, 6	Penava, 2
at Pittsburgh	12/28	L, 112-106	Burks, 25	Taylor, 11	Elmore, 6	Taylor, 1
at FIU*	12/31	W, 94-70	Penava, 20	Penava, 8	Elmore, 6	Penava, 5
at Florida Atlantic*	1/2	W, 89-72	Taylor, 31	Taylor, 13	Browning, 5	Taylor and Penava, 1
OLD DOMINION*	1/5	W, 90-86	Elmore, 26	Taylor, 13	Elmore & Burks, 4	Taylor, 5
CHARLOTTE*	1/7	W, 110-93	Elmore, 29	Taylor, 14	Elmore, 10	Penava, 2
at Middle Tennessee*	1/12	L, 69-57	Taylor, 12	Taylor, 8	Browning, 2	Burks & Thompson, 2
at UAB*	1/14	L, 94-78	Taylor & Browning, 18	Taylor, 10	Elmore, 5	Taylor, 2
WKU*	1/21	W, 94-80	Elmore, 27	Taylor, 10	Elmore & Burks, 6	Taylor & Penava, 2
UTSA*	1/26	W, 92-71	Loop, 18	Taylor, 9	Elmore, 10	Penava, 3
UTEP*	1/28	L, 91-68	Thompson, 25	Thompson, 10	Elmore, 6	Taylor, 2
at Southern Miss*	2/2	L, 91-76	Elmore, 21	Taylor, 10	Browning, 4	Taylor, 2
at Louisiana Tech*	2/4	L, 94-90	Loop & Browning, 15	Thompson, 11	Elmore, 11	Penava & Taylor, 2
at WKU*	2/11					
UAB*	2/16					
MIDDLE TENNESSEE*	2/18					
at Old Dominion	2/23					
at Charlotte	2/25					
RICE	3/2					
NORTH TEXAS	3/4					

### MARSHALL'S LARGEST IN 2016-17

Lead	39, vs. Western Carolina (11/19/16)
Deficit	43, at Ohio State (11/25/16)
Margin of Victory	35, vs. Western Carolina (11/19/16)
Margin of Defeat	41, at Ohio State (11/25/16)
Halftime Lead	16, at FIU (12/31/16)
Halftime Deficit	23, at Ohio State (11/25/16)
Deficit in Win	14, vs. Old Dominion (1/5/17)
Halftime Deficit in Win	4, vs. Old Dominion (1/5/17)
Lead in Loss	15, at No. 24 Cincinnati (12/22/16)
Halftime Lead in Loss	8, at Chattanooga (12/6/16)

### 2016-17 LED (TIED) THE TEAM IN...

	Pts.	Rebs.	Asts.	Stls.	Blks.
Allison	--	--	--	1	--
Bledsoe	--	--	--	--	--
Browning	6	--	4	6	2
Burks	1	--	2	1	1
J. Elmore	11	2	18	10	2
O. Elmore	--	--	--	--	--
Frampton	--	--	--	--	--
Kilgore	--	--	--	--	--
Loop	2	--	--	4	1
Mijovic	--	--	--	--	--
Nikolic	--	3	--	2	2
Penava	1	3	--	3	10
Taylor	4	12	1	4	16
Thompson	3	6	--	3	--
Williams	--	--	--	--	--

## // TEAM NOTES

- distributing five assists and pulling down five rebounds.
- Browning almost tied his career-high when he scored 31 points at Akron (Dec. 17).
- The Logan, W.Va., native scored a game-high 21 points vs. West Virginia Wesleyan (Dec. 19). He also added three assists and three steals.
- Browning also had a game-high 28 points vs. No. 24 Cincinnati (Dec. 22). He added six boards and four assists on the night.
- The senior scored 22 points and had four assists and four rebounds against Pittsburgh (Dec. 28).
- His five consecutive games of at least 20 points from Dec. 10-28 were the first time he accomplished the feat in his career.
- Browning is No. 4 in C-USA in free throw percentage, having made 85.0 percent of his free throws.
- The senior is eighth in 3-point field goal percentage, having made 39.5 percent of his shots behind the arc.
- When the Herd hosted WKU on Jan. 21, Browning passed Jason Williams on the career assists list. Browning has 191, while Williams had 178.

### 304 BOYZ

- The dynamic duo of Jon Elmore and Stevie Browning has been a key piece in the Herd's offense this season.
- The two have combined to score 855 points this season.
- Those 855 points have made up 41.0 percent of Marshall's total 2,083 points thus far.
- They have also shot 280-of-647 (43.3 percent) from the field and 101-of-278 (36.3 percent) from three-point land this season.
- The tandem is one of the top scoring duos in the nation as well. They are the No. 2 points per game duo in C-USA with 35.6 points per game.
- The 304 Boyz have led Marshall in scoring in 17 of 24 games this season.
- The duo has combined for 41 double-figure scoring games this season, 19 games of 20 or more points and three games of 30 points or more.

### THE THUNDERING HERD'S TROPHY CABINET

- Junior guard Jon Elmore (Charleston, W.Va.) was named Conference USA's Player of the Week for the week of Dec. 12, senior guard Stevie Browning (Logan, W.Va.) was named C-USA's Player of the Week for the week of Dec. 26, and senior forward Ryan Taylor (Indianapolis) was named the C-USA Player of the Week for the week of Jan. 9.
- When Elmore and Browning won, it marked the first time two different players from the same team earned the honor this season, while no school in C-USA has had three different players earn the honor during the 2016-17 season.
- Marshall became the first C-USA school to have three players honored in the same year since Louisiana Tech's Alex Hamilton, Raheem Appleby and Kenneth "Speedy" Smith all received the award in the 2014-15 season.
- Browning and Elmore became first Marshall duo to win Player of the Week honors in the same season Keith Venev (1995-97) and John Brannen (1995-97) were named

#### Hassan Whiteside, Marshall 2009-2010

2010 NBA Draft Round 2, Pick 33 overall: Sacramento Kings



## // TEAM NOTES

- Southern Conference Players of the Week in the 1996-97 season.
- Taylor winning the honor marked the first time in school history where three Herd student-athletes won the award in a single season for C-USA.
- It marked the first time Elmore, Browning and Taylor have won the award in their careers and Elmore's was the first time a player for the Herd has won the award this season. The junior was the first Marshall player to be awarded the honor since James Kelly (2015-2016) was named Player of the Week during the week of Feb. 22, 2016.
- The Charleston, W.Va., native earned the honor for coming off a week where he averaged 31.0 points from 17-of-35 shooting (48.6 percent), 4-of-12 from 3-pointers (33.3 percent) and 24-of-30 from the line, while averaging 11 assists, 6.5 rebounds and one steal at Chattanooga (Dec. 6) and vs. Toledo (Dec. 10).
- Browning averaged 24.5 points per game from 19-of-32 shooting (59.4 percent), going 9-of-12 (75.0 percent) from three-pointers and 2-of-2 (100.0 percent) from the free throw line against No. 24 Cincinnati (Dec. 22) and West Virginia Wesleyan (Dec. 19).
- Taylor is coming off a week where he averaged a double-double (25.3 points and 13.3 rebounds), while also averaging 2.0 assists, 2.3 blocks and 1.3 steals in three games. He earned three straight double-doubles for the first time since Feb. 5-14, 2015.
- The senior forward's efforts for that week also helped him earn American Sports Network and College Court Report's Player of the Week awards.
- The Indianapolis native also became the program's very first recipient of the Oscar Robertson Player of the Week Award, as decided by the U.S. Basketball Writers' Association. Taylor was also the first C-USA player to ever win the award and the first player from a mid-major to win it during the 2016-17 season.
- In the past five weeks only one team has had three players earn Player of the Week awards for Conference USA. That would be the Herd.

### BURKS GIVING BENCH A BOOST

- Since sophomore guard C.J. Burks (Martinsburg, W.Va.) was declared eligible to play against West Virginia Wesleyan (Dec. 19), he has given the Marshall bench unit a huge boost.
- The sixth man is averaging 10.1 ppg, 2.7 rebounds and 2.4 assists in 25.9 minutes per game.
- He scored a career-high 25 points against Pittsburgh (Dec.

## // SIGNING DAY

- The Marshall Thundering Herd welcomed four recruits in the 2017 signing class. They are center Iran Bennett (Raleigh, N.C./Hargrave Military Academy), guard Darius George (Staunton, Va./Robert E. Lee High School), guard Jarrod West (Clarksburg, W.Va./Notre Dame High School) and forward Tanner Robinette (Honaker, Va./Hargrave Military Academy).
- Bennett, a fringe three-star and four-star recruit, will join the Herd following a standout career at Hargrave's post-graduate program under head coach A.W. Hamilton. The 6-10, 325-pound center played a key role with the Hargrave team that went 47-1 and captured the 2016 Prep National Championship. The Raleigh, N.C., native averaged 11 points and eight boards per game in the 2015-16 season.
- Robinette, Bennett's teammate, is a 6-8 forward who spent time at Honaker High School before joining Hargrave's post-grad program. While at Honaker, Robinette scored 2,001 points and grabbed 1,500 rebounds through his career. In his senior season, he averaged 28 points, 16.6 rebounds and five blocks per game.
- West joins the Herd boasting an impressive pedigree. His father, Jarrod West Sr., played point guard for West Virginia University from 1994-98. The 5-11, 165-pound guard helped lead his high school, which is coached by his father, to the Class A state tournament last season. West has been selected to the Class A all-state first team in each of the two last seasons. As a junior, he averaged 25 points, five rebounds, five assists and four steals for his high school.
- George rounds out the list having played under head coach Jarrett Hatcher at Robert E. Lee. The 6-7, 185-pound, guard is currently No. 11 all-time scorer in Robert E. Lee history and is 13 points shy of the No. 10 spot. George has scored 1,128 points for his career, averaging 22.5 points per game. The Staunton, Va., native finished his junior season shooting 38 percent from the 3-point area, 58 percent of his field goals and scored more than 25 points in 11 different games.

## // TEAM NOTES

- 28), which surpassed his previous career-high of 20 at Ohio on Dec. 1, 2015.
- The Martinsburg, W.Va., native scored 15 points and dished out four assists against Old Dominion (Jan. 5). One of those assists found Ajdin Penava, who scored the game-winning layup in the 90-86 overtime victory.
- Last season, Burks became the third player in Marshall history to win multiple C-USA Freshman of the Week honors.

### ROOKIE RESERVES

- Freshmen Ky're Allison (Portsmouth, Ohio) and Phil Bledsoe (Wheeling, W.Va.) have given the 2016-17 Herd some added depth on the bench.
- Allison has played in 17 of 24 games, while Bledsoe has played in 15 games thus far.
- Bledsoe is averaging 2.7 points per game, 2.1 rebounds per game and 7.7 minutes so far this season. He hit his first three-pointer of the season against Jackson State (Nov. 21) and first field goal vs. Western Carolina (Nov. 19).
- Bledsoe tied his career-high of seven points from 2-of-3 shooting vs. Toledo (Dec. 10).
- The Wheeling, W.Va., native grabbed a career-high six rebounds vs. West Virginia Wesleyan (Dec. 19).
- Allison has served as the team's backup point guard. The Portsmouth, Ohio native is averaging 3.0 points, 0.8 assists and 0.6 rebounds, while averaging 4.7 minutes a game.
- The Portsmouth, Ohio native had a career-high 14 points and three rebounds at Eastern Kentucky (Dec. 3).

### TERRIFIC THOMPSON

- Junior forward Terrence Thompson (Durham, N.C.) had his first career double-double with 20 points and 10 rebounds vs. the N.C. Central Eagles on Nov. 16.
- The Durham, N.C., native has had a breakout year this season after serving as the team's primary "sixth man" during the 2015-16 season, where he averaged 3.5 points per game, 3.5 rebounds per game and 0.4 assists per game.
- The junior is averaging 10.7 points per game and 7.2 rebounds, which are career-highs.
- Thompson had former career-highs in points (20) and field goals (seven), while tying a career-high in rebounds (10) when Marshall took on N.C. Central (Nov. 12).
- Thompson's previous career-high in points was 11 vs. UTEP on March 10, 2016, while his previous career-high in made field goals was three.
- The Durham, N.C., native almost repeated his career night

## // 3-PT-O-METER

OPPONENT	DATE	ELMORE	BROWNING	BURKS	LOOP	TAYLOR	OTHER	TOTAL
N.C. CENTRAL	11/12	3	2	0	2	1	0	8
MOREHEAD STATE	11/16	1	4	0	2	0	0	7
WESTERN CAROLINA	11/19	3	1	0	5	0	2	11
JACKSON STATE	11/21	0	0	0	2	0	3	4
at Ohio State	11/25	4	1	0	5	0	3	13
OHIO	11/30	3	3	0	5	0	0	11
at Eastern Kentucky	12/3	3	1	0	3	0	6	12
at Chattanooga	12/6	3	1	0	2	0	4	10
TOLEDO	12/10	1	1	0	4	2	1	9
at Akron	12/17	3	4	0	5	0	0	12
WEST VIRGINIA WESLEYAN	12/19	2	3	1	0	0	4	10
at then-No. 24 Cincinnati	12/22	4	6	2	2	2	1	15
at Pittsburgh	12/28	0	2	5	2	1	0	10
at FIU*	12/31	4	1	1	4	0	1	11
at Florida Atlantic*	1/2	2	3	0	3	1	3	12
OLD DOMINION*	1/5	2	1	0	4	0	0	7
CHARLOTTE*	1/7	1	0	1	5	2	3	12
at Middle Tennessee*	1/12	2	0	0	2	0	1	5
at UAB*	1/14	2	3	1	1	1	2	10
WKU*	1/21	7	4	1	5	1	1	19
UTSA*	1/26	1	1	1	6	1	3	13
UTEP*	1/28	0	0	1	2	0	0	3
at Southern Miss*	2/2	1	2	1	5	0	0	9
at Louisiana Tech*	2/4	2	3	1	5	0	2	13
at WKU*	2/11							
UAB*	2/16							
MIDDLE TENNESSEE*	2/18							
at Old Dominion	2/23							
at Charlotte	2/25							
RICE	3/2							
NORTH TEXAS	3/4							
<b>TOTAL</b>		<b>54</b>	<b>47</b>	<b>16</b>	<b>81</b>	<b>12</b>	<b>36</b>	<b>248</b>

## // 3-PT-O-METER

# 832

Number of consecutive games with a Marshall 3-pointer; the 12th longest streak among Division I men's basketball programs. Marshall's last game without a 3-point field goal was played Feb. 27, 1989, a 97-96 Southern Conference win over Appalachian State at the Henderson Center. The Herd went 0-of-2 from long range.

# 215

The number of 3-point shots the 2016-17 returning starters made during the 2015-16 season.

# 248

Number of 3-point shots the 2016-17 team has made.

# 101

The amount of 3-point shots the 304 Boyz (Stevie Browning and Jon Elmore) have combined for this season.

### CAREER STARTS AT MARSHALL

	PLAYER	13-14	14-15	15-16	16-17	TOT	STRK	GMS
25	R. Taylor	29	32	33	21	115	13	117
35	A. Loop	0	32	33	24	89	89	102
2	S. Browning	-	-	32	24	57	26	57
33	J. Elmore	-	-	25	24	49	49	49
11	A. Penava	-	-	1	14	15	-	42
14	C. Burks	-	-	4	-	4	-	45
21	A. Nikolic	-	25	1	3	30	-	53
1	T. Thompson	-	-	-	10	10	5	45

## // TEAM NOTES

when the Herd faced Jackson State (Nov. 21), where he tied his career-high of 20 points and grabbed nine rebounds.

- To add on to his almost repeat, he made a three-point shot (his first of the season) and tied a career-high when he collected two steals.
- The Durham, N.C., native tied a career-high when he grabbed 10 rebounds against Ohio State (Nov. 25) for the third time in his career.
- When Marshall played UAB (Jan. 14), Thompson scored 12 points. It was his first time to score in double figures since Jackson State. He also made a career-high two three-pointers.
- The junior scored a career-high 25 points and pulled 10 boards against UTEP on Jan. 28. Those 25 points came from a career-high nine field goals and 7-of-14 free throw attempts.

### YUGOSLAVIAN YOUTH

- The international players have given the Herd more depth during the 2016-17 season.
- Penava and Nikolic filled in starters' roles in 15 straight games (Penava, 14; Nikolic, three). Nikolic started for senior forward Ryan Taylor at Ohio State, at Akron and vs. West Virginia Wesleyan, while Penava has started for Thompson vs. Ohio, at Eastern Kentucky, at Chattanooga, vs. Toledo, at Akron, vs. West Virginia Wesleyan, at then-No. 24 Cincinnati, at Pittsburgh, at FIU, at Florida Atlantic, vs. Old Dominion, against Charlotte, at Middle Tennessee and at UAB.
- Penava is having a career season, averaging 6.2 points per game and 3.5 rebounds, which are career-highs.
- The Bosnian scored a career-high 20 points and made a career-high five blocks, while tying a career-high eight rebounds at FIU (Dec. 31).
- He became the first Marshall player to have five blocks in a single game since Nigel Spikes (2009-13) blocked nine vs. UCF on Feb. 2, 2013.
- The sophomore scored the go-ahead layup in the 90-86 overtime victory against Old Dominion (Jan. 5).
- Penava had a then season-high 10 points vs. Ohio, and it was his first time to score double-digits since Dec. 6, 2015 against James Madison.
- Penava had a career-high 12 free throw attempts and made a career-high nine free throws when the Herd faced Morehead State (Nov. 16).
- The Bosnian grabbed a career-high eight rebounds at No. 24 Cincinnati (Dec. 22)
- Nikolic is returning to his old form after suffering a season-ending injury in the second game of the 2015-16 season, as he is averaging 3.0 points per game and 3.1 rebounds.
- When he scored a season-high 13 points vs. West Virginia Wesleyan, it marked the first time Nikolic scored double-digit points since scoring 11 at Charlotte on March 7, 2015.
- The Pancevo native's eight rebounds vs. Toledo (Dec. 10) tied a career-high and were a team-high.
- Nikolic's eight rebounds at Akron (Dec. 17) tied a career-high.
- Milan Mijovic's eight points at Akron were a career-high, surpassing his previous career-high of seven, which was obtained at UTSA (Feb. 6, 2016).

### THIENEMAN'S TIME TO SHINE

- Since making his collegiate debut vs. Western Carolina (Nov. 19) redshirt freshman Christian Thieneman (Louisville, Ky.) has become a big contributor to the Marshall Thundering Herd's bench unit.
- The Louisville, Ky., native has received playing time in 14 of the last 15 games and has made his presence known.
- The freshman scored a career-high 10 points and pulled down a career-high seven rebounds in 13 minutes of play at Florida Atlantic (Jan. 2). It was the first time in his career where his point total reached double figures.
- From FIU (Dec. 31) to Charlotte (Jan. 7) he saw action for at least 10 minutes in four consecutive games for the first time in his career.
- Thieneman has gone on to grab at least one rebound in each game he has played in this season.
- The Louisville, Ky., native pulled down five rebounds and tied a career-high 17 minutes of play against Old Dominion.



## // TEAM NOTES

### THE HERD'S HISTORIC DAY

- When the Thundering Herd welcomed the WKU Hilltoppers on Jan. 21, it reached a few milestones in school and conference history.
- Marshall made 19 three-pointers, which tied a school record set against Morehead State on Dec. 14, 1996. In that game, Keith Veney (1995-97) hit an NCAA record for threes in single-game with 15. That record still stands to this day.
- The 19 treys also tied a C-USA record, which was set by Louisville when it took on USF on Feb. 1, 2002.
- Those 19 three-pointers also came from a program-best 41 attempts. The 41 other time MU reached 41 attempts was in the game against Morehead State.
- Those 41 attempts are tied for No. 3 all-time in C-USA.

### GUESS WHO'S BACK

- The Herd returns 10 letterwinners and four starters to its 2016-17 roster. Additionally, graduate transfer Ot Elmore (Texas Rio Grande Valley) is immediately eligible to play.
- Marshall will also welcome back Aleksa Nikolic (Pancevo, Serbia), who sustained an injury early in the 2015-16 campaign and had to sit out for the season.
- Christian Thieneman (Louisville, Ky.) is also eligible to play after redshirting his freshman season.
- Of the 17 players on the roster, only Wake Forest transfer Rondale Watson (Lewisburg, W.Va.) is not eligible to play for the Herd this season, due to transfer rules.

### HOME COOKIN'

Nine members of the Herd call the Mountain State home, including head coach Dan D'Antoni (Mullens) and assistant Mark Cline (Williamson). Among the group are the two of the last three Evans Award winners for the West Virginia boy's basketball player of the year in Jacob Kilgore (2015) and Jon Elmore (2014). Cline won the award in 1983, and the Elmore's father, Gay, did in 1982. Other notable Evans Award winners include Randy Moss (1994, 1995), Tamar Slay (1998), O.J. Mayo (2007) and Aaron Dobson (2009).

- Phil Bledsoe | Freshman F/G | Wheeling

## // TEAM NOTES

- Stevie Browning | Senior G | Logan
- C.J. Burks | Sophomore G | Martinsburg
- Jon Elmore | Junior G | Charleston
- Ot Elmore | Junior G | Charleston
- Jacob Kilgore | Freshman F | Huntington
- Rondale Watson | Junior G | Lewisburg

### STIFF COMPETITION

Marshall's 2016-17 non-conference schedule featured some impressive competition. It finished non-conference play with the third highest RPI among C-USA schools, trailing Middle Tennessee and Old Dominion. Marshall had its best non-conference record in the Dan D'Antoni era, having finished non-conference play 7-6 for the first time in his tenure. The Herd faced four schools that have made it to March Madness and two schools that have made it to the National Invitational Tournament within the last two years. They were:

- vs. N.C. Central | Nov. 12 | 2015 NIT team
- at Ohio State | Nov. 25 | 2015 March Madness team/2016 NIT team
- at Chattanooga | Dec. 6 | 2016 March Madness team
- at Akron | Dec. 17 | 2016 NIT team
- at then-No. 24 Cincinnati | Dec. 22 | 2015 & 2016 March Madness team
- at Pittsburgh | Dec. 28 | 2016 March Madness team

### PRESEASON AWARDS

- Senior forward Ryan Taylor (Indianapolis) and Junior guard Jon Elmore (Charleston, W.Va.) were named to the 2016-17 Preseason All-Conference USA team.
- It is Ryan Taylor's second consecutive year of receiving the recognition.
- It was the first time two Herd players were named to the preseason team since DeAndre Kane (2010-13) and Dennis Tinnon (2011-13) did so in 2012.
- Marshall was also picked to finish fourth in C-USA.

### STUDENT ATHLETES

- Junior Jon Elmore (Charleston, W.Va.) and senior Austin Loop (South Webster, Ohio) claimed two of the five spots

## // TEAM NOTES

on the 2015-16 C-USA Men's Basketball All-Academic Team. The awards were the most for the Herd in a single season. The accolade was the first of Elmore's career, and Loop is the first repeat winner in Herd history, after earning the honor last season. The only other winners in Marshall's 11-season history in C-USA are Johnny Thomas (2010-11) and Adam Williams (2008-09).

- Three of the student-athletes are also pre-med students (Terrence Thompson, Jacob Kilgore and Austin Loop).
- Loop isn't merely a student of basketball; he's an all-around student and one of the finest in Conference USA. Last season, he was Marshall's first repeat member of the league's All-Academic Team, and he carries a 3.69 GPA.
- Currently the senior is working on a project to analyze free throw mechanics for his capstone project. He wants to see if fatigue plays into more missed free throws.
- Loop's majors are in exercise physiology and biomechanics.

### FLEX ZONE

- During the offseason several players made gains in the weight room thanks to Director of Strength & Conditioning Joe Varga (Central Connecticut State '06).
- The most notable gains are Stevie Browning (177, in 2015-16 to 188), Jacob Kilgore (177, in 2015-16 to 191), Ajdin Penava (200, in 2015-16 to 222) and Aleksa Nikolic (206, in 2015-16 to 221).

### HOLIDAY ROAD

- When Marshall traveled to Ohio State (Nov. 25) it began a more festive road trip, as it was the first of three games during three different holiday seasons.
- The Herd was on the road for Ohio State during Thanksgiving.
- It traveled to Cincinnati to take on the Bearcats on Dec. 22 during Christmas season. Marshall returned from Christmas break to travel to Pittsburgh to face the Panthers on Dec. 28.
- Marshall closed out its holiday schedule when it took on the FIU Panthers on New Year's Eve.
- The Herd played six of its eight games in December on the road as well.
- Those six true away games are the most that Marshall has played in the month of December since the 1944-45 season, which featured seven away games.
- The last time the Herd played six times away from home in the month of December was the 1952-53 season, which featured two away games and four games at neutral sites. The 1952-53 team went 4-2 in those six games.
- Marshall traveled 268 miles for Thanksgiving, 298 miles to go to Christmas break, 558 miles to return from Christmas break and 2,087 miles for New Year's Eve, for a combined total of 3,211 miles for the holidays.
- For its away games in December, the Herd traveled 4,441 miles total (to and from each school's location combined).

### FAMILIAR FOES

- The 2016-17 season has been a reunion of sorts for Marshall. During the non-conference schedule of the 2016-17 the Herd will play five former conference foes.
- The opponents were representatives of the Southern Conference (Marshall was a member from 1976-97) and the Mid-American Conference (1954-69 and 1997-05).
- The opponents are Western Carolina (So-Con), Ohio (MAC), Chattanooga (So-Con), Toledo (MAC) and Akron (MAC).
- It marks the most former conference opponents Marshall has played in its non-conference schedule since leaving the MAC in 2005.

## // GAME-BY-GAME STARTERS

OPPONENT	DATE	G	G	F/G	F	F/C	Record W/
<b>N.C. CENTRAL</b>	<b>11/12</b>	<b>Elmore</b>	<b>Browning</b>	<b>Loop</b>	<b>Taylor</b>	<b>Thompson</b>	<b>6-3</b>
MOREHEAD STATE	11/16	Elmore	Browning	Loop	Taylor	Thompson	
WESTERN CAROLINA	11/19	Elmore	Browning	Loop	Taylor	Thompson	
JACKSON STATE	11/21	Elmore	Browning	Loop	Taylor	Thompson	
<b>at Ohio State</b>	<b>11/25</b>	<b>Elmore</b>	<b>Browning</b>	<b>Loop</b>	<b>Nikolic</b>	<b>Thompson</b>	<b>0-1</b>
<b>OHIO</b>	<b>11/30</b>	<b>Elmore</b>	<b>Browning</b>	<b>Loop</b>	<b>Taylor</b>	<b>Penava</b>	<b>6-6</b>
at Eastern Kentucky	12/3	Elmore	Browning	Loop	Taylor	Penava	
at Chattanooga	12/6	Elmore	Browning	Loop	Taylor	Penava	
TOLEDO	12/10	Elmore	Browning	Loop	Taylor	Penava	
<b>at Akron</b>	<b>12/17</b>	<b>Elmore</b>	<b>Browning</b>	<b>Loop</b>	<b>Nikolic</b>	<b>Penava</b>	<b>1-1</b>
WEST VIRGINIA WESLEYAN	12/19	Elmore	Browning	Loop	Nikolic	Penava	
at then-No. 24 Cincinnati	12/22	Elmore	Browning	Loop	Taylor	Penava	
at Pittsburgh	12/28	Elmore	Browning	Loop	Taylor	Penava	
at FIU*	12/31	Elmore	Browning	Loop	Taylor	Penava	
at Florida Atlantic*	1/2	Elmore	Browning	Loop	Taylor	Penava	
OLD DOMINION*	1/5	Elmore	Browning	Loop	Taylor	Penava	
CHARLOTTE*	1/7	Elmore	Browning	Loop	Taylor	Penava	
at Middle Tennessee*	1/12	Elmore	Browning	Loop	Taylor	Penava	
at UAB*	1/14	Elmore	Browning	Loop	Taylor	Penava	
WKU*	1/21	Elmore	Browning	Loop	Taylor	Thompson	
UTSA*	1/26	Elmore	Browning	Loop	Taylor	Thompson	
UTEP*	1/28	Elmore	Browning	Loop	Taylor	Thompson	
at Southern Miss*	2/2	Elmore	Browning	Loop	Taylor	Thompson	
at Louisiana Tech*	2/4	Elmore	Browning	Loop	Taylor	Thompson	
at WKU*	2/11						
UAB*	2/16						
MIDDLE TENNESSEE*	2/18						
at Old Dominion	2/23						
at Charlotte	2/25						
RICE	3/2						
NORTH TEXAS	3/4						

**Bold indicates different lineup combination**

## // RECORDS WATCH

### CAREER RECORDS

#### POINTS (MIN. 1,000)

8.	Leo Byrd (1956-59)	1,696
9.	<b>Ryan Taylor (2013-present)</b>	<b>1,624</b>
10.	LaVerne Evans (1980-84)	1,611
11.	George Washington (1978-82)	1,593

#### 3-POINT FIELD GOALS MADE (MIN. 65)

1.	<b>Austin Loop (2013-present)</b>	<b>262</b>
2.	Tamar Slay (1998-02)	251
3.	Keith Veney (1995-97)	241
4.	Joda Burgess (1997-01)	210
5.	Damier Pitts (2008-12)	201

#### 3-POINT FIELD GOALS ATTEMPTED (MIN. 200)

1.	Tamar Slay (1998-02)	650
2.	<b>Austin Loop (2013-present)</b>	<b>635</b>
3.	Damier Pitts (2008-12)	605
4.	Keith Veney (1995-97)	564

#### 3-POINT FIELD GOALS PERCENTAGE (MIN. 100 attempts)

4.	Scott Williams (1988-90)	41.3%
	<b>Austin Loop (2013-present)</b>	<b>41.3%</b>
6.	John Taft (1987-91)	40.0
7.	Ronald Blackshear (2001-03)	39.9%

#### FIELD GOALS MADE

12.	Charlie Slack (1952-56)	585
13.	<b>Ryan Taylor (2013-present)</b>	<b>570</b>
14.	Bunny Gibson (1975-80)	537

#### FIELD GOALS ATTEMPTED

12.	J.R. VanHoose (1998-02)	1,185
13.	<b>Ryan Taylor (2013-present)</b>	<b>1,171</b>
14.	Tom Langratt (1963-66)	1,158
15.	Jim Davidson (1966-69)	1,112
16.	Bunny Gibson (1975-80)	1,104
17.	Dan D'Antoni (1966-69)	1,084
18.	Mike D'Antoni (1970-73)	1,081

#### FIELD GOALS PERCENTAGE

20.	<b>Ryan Taylor (2013-present)</b>	<b>48.7%</b>
21.	Greg Young (1976-81)	48.61%
	Earl Williams (1974-76)	48.4%
23.	Mark Patton (2002-06)	48.2%
	Malik Hightower (1991-95)	48.2%

#### REBOUNDS

4.	Bob Allen (1965-68)	919
5.	<b>Ryan Taylor (2013-present)</b>	<b>896</b>
6.	Russell Lee (1969-72)	863
7.	Rodney Holden (1984-88)	812
8.	Dave Smith (1968-71)	789

#### ASSISTS

13.	Andy Paul Williamson (1987-90)	299
14.	<b>Jon Elmore (2015-present)</b>	<b>296</b>
15.	John Taft (1987-91)	281
16.	Darryl Methie (2006-10)	271

#### STEALS

25.	Rodney Holden (1984-88)	101
	Damier Pitts (2008-12)	101
27.	Mark Patton (2002-06)	100
29.	Markel Humphrey (2005-09)	98
	Ken Lebanowski (1977-81)	98
30.	<b>Ryan Taylor (2013-present)</b>	<b>97</b>
31.	Darryl Merthie (2006-10)	96
	Greg White (1977-81)	96

#### BLOCKED SHOTS

7.	Mark Patton (2002-06)	111
8.	<b>Ryan Taylor (2013-present)</b>	<b>107</b>
9.	Tyler Wilkerson (2006-10)	103
10.	Tyrone Phillips (1989-93)	102

#### FREE THROWS MADE

4.	Skip Henderson (1984-88)	441
5.	<b>Ryan Taylor (2013-present)</b>	<b>403</b>
6.	LaVerne Evans (1980-84)	389
7.	Damier Pitts (2008-12)	384
8.	Charlie Slack (1952-56)	381
9.	Walt Walowac (1950-54)	365

#### FREE THROWS ATTEMPTED

4.	Skip Henderson (1984-88)	625
5.	<b>Ryan Taylor (2013-present)</b>	<b>601</b>
6.	DeAndre Kane (2010-13)	573

### CONFERENCE USA - INDIVIDUAL

#### POINTS

10.	Travis Diener (MOT)	1,961
	Jeremy WJSE (USM)	1,961
	<b>Ryan Taylor</b>	<b>1,624</b>

#### 3-POINT FIELD GOALS MADE (MIN. 65)

4.	Rodney Carney (MEM)	287
5.	Travis Diener (MOT)	284
6.	Robert Nyakundi (SMU)	267
7.	<b>Austin Loop (2013-present)</b>	<b>262</b>
	Field Williams (CIN)	262
9.	Robert McKiver (HOU)	261

#### Rebounds

8.	B.B. Waldon (USF)	928
9.	Papa Dia (SMU)	911
10.	Jason Maxiell (CIN)	908
	<b>Ryan Taylor</b>	<b>896</b>

## // 2016-17 SPECIALTY STATS

	Points off				
	Paint	T/O	2ndCh	FastB	Bench
N.C. CENTRAL	24	15	16	8	15
Marshall	38	16	18	8	6
MOREHEAD ST.	40	24	16	8	21
Marshall	32	20	4	4	13
W. CAROLINA	14	6	12	0	20
Marshall	38	14	11	2	25
JACKSON STATE	26	20	22	2	8
Marshall	34	7	8	4	21
at Ohio State	62	24	39	16	30
Marshall	24	14	13	6	19
OHIO	42	17	23	0	14
Marshall	39	18	14	5	12
at Eastern Kentucky	24	17	13	4	14
Marshall	32	25	7	6	13
at Chattanooga	46	22	10	4	16
Marshall	32	22	12	6	13
TOLEDO	52	12	14	2	28
Marshall	56	17	6	4	15
at Akron	32	10	6	2	22
Marshall	30	26	5	10	10
W.VA. WESLEYAN	32	16	6	4	18
Marshall	41	27	11	11	33
at Cincinnati	48	18	17	13	15
Marshall	24	14	11	3	14
at Pittsburgh	44	14	10	23	31
Marshall	44	25	22	11	9
at FIU	32	19	9	6	31
Marshall	43	27	10	11	19
at FAU	40	4	11	10	39
Marshall	40	13	17	7	22
OLD DOMINION	32	20	13	2	24
Marshall	30	12	7	2	16
CHARLOTTE	52	15	13	8	55
Marshall	46	17	16	0	18
at Middle Tenn.	40	10	16	6	17
Marshall	22	25	7	2	15
at UAB	46	9	7	12	37
Marshall	30	7	11	7	26
WKU	42	12	15	2	21
Marshall	18	16	12	2	10
UTSA	48	11	20	4	21
Marshall	36	16	6	8	29
UTEP	60	14	12	6	16
Marshall	32	9	10	0	8
at Southern Miss	36	8	11	6	38
Marshall	28	12	11	0	5
at La. Tech	36	20	5	9	17
Marshall	34	20	13	14	28
at WKU	--	--	--	--	--
Marshall	--	--	--	--	--
UAB	--	--	--	--	--
Marshall	--	--	--	--	--
MIDDLE TENN.	--	--	--	--	--
Marshall	--	--	--	--	--
at Old Dominion	--	--	--	--	--
Marshall	--	--	--	--	--
at Charlotte	--	--	--	--	--
Marshall	--	--	--	--	--
RICE	--	--	--	--	--
Marshall	--	--	--	--	--
NORTH TEXAS	--	--	--	--	--
Marshall	--	--	--	--	--

## // LET'S GO STREAKING

Below is a look at streaks that both the team and players have during the 2016-17 season.

Team Streaks	
Overall	Lost 3
Home Overall	11-1
Home C-USA	4-1
Home Non-Conference	7-0
Away	2-10
Road C-USA	2-4
Neutral	--

Individual Streaks	
<i>Consecutive double-figure scoring games</i>	
Jon Elmore	24
Ryan Taylor	4
Stevie Browning	2
Austin Loop	2
Ajdin Penava	1
C.J. Burks	1

<i>Consecutive games with at least one three</i>	
Austin Loop	13
C.J. Burks	4
Jon Elmore	2
Stevie Browning	2
Terrence Thompson	1
Ajdin Penava	1

<i>Total Double-Doubles</i>	
Ryan Taylor	8
Jon Elmore	6
Terrence Thompson	2

<i>Total 30-minute games</i>	
Jon Elmore	21
Stevie Browning	17
Austin Loop	12
Ryan Taylor	10
Terrence Thompson	4
C.J. Burks	2
Ajdin Penava	1

<i>Total dunks</i>	
Ajdin Penava	8
Terrence Thompson	6
Ryan Taylor	5
Aleksa Nikolic	5
Phil Bledsoe	1
C.J. Burks	1
Stevie Browning	1

<i>Total 20-point scoring games</i>	
Jon Elmore	12
Stevie Browning	7
Ryan Taylor	4
Terrence Thompson	3
C.J. Burks	1
Ajdin Penava	1

<i>Total technical fouls</i>	
Marshall	8
Opponents	4

<i>First to Score</i>	
Marshall	13
Opponents	11

<i>First to score for Marshall</i>	
Ajdin Penava	5
Terrence Thompson	5
Jon Elmore	4
Ryan Taylor	4
Stevie Browning	3
Austin Loop	1
Aleksa Nikolic	1

<i>How MU Scored First Points</i>	
Layup	13
3-pointer	4
Free throw	3
Dunk	1
Jumper	1
Tip-In	1

## // 2016-17 TOP PERFORMERS

CATEGORY	MARSHALL	OPPONENTS
Points	35, Elmore, vs. Toledo, 12/10/16	35, Tre' McClean, at Chattanooga, 12/6/16
Field Goals Made	12, Browning, vs. Morehead State, 11/16/16	12, Brian Campbell, vs. Ohio, 11/30/16
Field Goal Attempts	22, Browning, at No. 24 Cincinnati, 12/22/16	21, Jonathan Williams, vs. Toledo, 12/10
3-Pointers Made	6, Browning, at No. 24 Cincinnati, 12/22/16	5, Jonathan Williams, vs. Toledo, 12/10
3-Pointers Attempted	12, Loop, twice, last at Ohio State, 11/25/16	9, Jonathan Williams, vs. Toledo, 12/10
Assists	12, Elmore, at Chattanooga, 12/6/16	7, Jaaron Williams, vs. Ohio, 11/30/16
Rebounds	14, Taylor vs. Charlotte, 1/7/17	16, Brian Campbell, vs. Ohio, 11/30/16
Blocks	5, 2x, last Taylor, vs. Old Dominion, 1/5/17	2, Marurice Smith, Jackson State, 11/21/16
Steals	3, Elmore, vs. N.C. Central, 11/12/16	5, Paris Collins, Jackson State, 11/21/16

## // THE LAST TIME MARSHALL...

### TEAM WON/LOST

PLAYED RANKED TEAM	12/22/16, at No. 24 Cincinnati (L, 93-91 ot)
BEAT RANKED TEAM	1/19/11, vs. No. 21 West Virginia (75-71, in Charleston, W.Va.)
PLAYED TOP 10 TEAM	12/27/15, vs. No. 4 Maryland (L, 87-67)
BEAT TOP 10 TEAM	1/25/06, vs. No. 9 West Virginia (58-52, in Charleston, W.Va.)
PLAYED TOP 5 TEAM	12/27/15, vs. No. 4 Maryland (L, 87-67)
BEAT TOP 5 TEAM	Never
BEAT POWER CONFERENCE TEAM	11/25/11, at Cincinnati (Big East) (73-69)
BEAT POWER CONFERENCE TEAM (ROAD)	11/25/11, Cincinnati (Big East) (73-69)
WON IN OVERTIME	1/5/17, Old Dominion (90-86)
LOST IN OVERTIME	12/22/16, at No. 24 Cincinnati (L, 93-91)
PLAYED DOUBLE OVERTIME	11/18/12, vs. Hofstra (L, 103-100 2OT)
PLAYED TRIPLE OVERTIME	3/8/12, vs. Tulsa (W, 105-100 3OT)
WON C-USA (ROAD)	1/2/17, at Florida Atlantic (89-72)
WON C-USA TOURNAMENT GAME	3/10/16, quarterfinals vs. UTEP (87-85)
WON NON-CONFERENCE (ROAD)	11/25/11, at Cincinnati (73-69 OT)
WON NON-CONFERENCE (NEUTRAL)	12/21/15, vs. Wyoming (90-82)
LOST C-USA (HOME)	1/28/17, vs. UTEP (91-68)
LOST NON-CONFERENCE (HOME)	12/4/15, vs. Akron (75-65)

### TEAM SCORING

SCORED 100+	1/7/17, vs. Charlotte (110)
SCORED 100+ (REGULATION)	1/7/17, vs. Charlotte (110)
SCORED 100+ (D-I OPPONENT)	1/7/17, vs. Charlotte (110)
ALLOWED 100+	12/28/16, at Pittsburgh (112)
SCORED 90+	2/4/17, at La. Tech (90)
ALLOWED 90+	2/4/17, at La. Tech (94)
SCORED 80+	2/4/17, at La. Tech (90)
SCORED 80+ (C-USA)	2/4/17, at La. Tech (90)
SCORED 60+ IN A HALF	12/28/16, at Pittsburgh (68)
SCORED 50 OR LESS	3/11/15, vs. WKU (49)
ALLOWED 50 OR LESS	11/16/14, vs. Savannah State (47)
SCORED 40 OR LESS	2/4/06, at Tulane (36)
ALLOWED 40 OR LESS	12/3/09, vs. Salem International (35)

### TEAM SHOOTING

SHOT 60%+ FG	12/10/16, vs. Toledo (62.7%, 42-67)
SHOT 55%+ FG	12/31/16, at FIU (57.6, 34-59)
SHOT 70%+ FROM 3PT	3/6/04, vs. Miami (Ohio) (77.8%, 7-9)
SHOT 0.0% FROM 3PT	2/27/89, vs. Appalachian State (0-2)
SHOT 95%+ FROM FT	2/16/11, vs. Rice (95.8%, 23-24)
OPP SHOT 60%+ FG	1/5/13, vs. Southern Miss (63.2%, 36-57)
OPP SHOT 55%+ FG	1/28/17, vs. UTEP (57.8%, 37-64)
OPP SHOT 50%+ FROM 3PT	1/5/17, vs. Old Dominion (56.3%, 9-16)
OPP SHOT 0.0% FROM 3PT	12/19/12, vs. Savannah State (0-7)

### TEAM REBOUNDING

50+ REBOUNDS	1/2/17, at Florida Atlantic (51)
OPP 50+ REBOUNDS	1/26/17, vs. UTSA (54)

### TEAM ASSISTS, TURNS, BLOCKS, STEALS

25+ ASSISTS	2/6/16, at UTSA (30)
20+ ASSISTS	2/4/17, at La. Tech (23)
5 OR FEWER TURNS	2/11/12, vs. East Carolina (5)
4 OR FEWER TURNS	1/17/83, vs. Furman (4)
25+ TURNS	11/17/13, at Morehead State (26)
30+ TURNS	1/23/13, at Southern Miss (31)
10+ BLOCKS	2/2/13, vs. UCF (14)
15+ STEALS	1/3/16, vs. WKU (15)
10+ STEALS	12/3/16, at ECU (10)
OPP 25+ ASSISTS	1/14/17, at UAB (25)
OPP 10+ BLOCKS	1/5/11, vs. UCF (11)
OPP 15+ STEALS	1/23/13, vs. Southern Miss (20)

### INDIVIDUAL SCORING

PLAYER 40+ POINTS	3/8/12, DeAndre Kane vs. Tulsa (40)
PLAYER 30+ POINTS	1/2/17, Ryan Taylor at Florida Atlantic (31)
PLAYER 8+ 3-POINTERS	12/12/15, Austin Loop vs. Eastern Kentucky (8)
PLAYER 7+ 3-POINTERS	2/6/16, Jon Elmore at UTSA (7)
PLAYER 15+ FTS	3/5/16, Jon Elmore vs. Southern Miss (15)
SIX PLAYERS 10+ POINTS	2/4/17, at La. Tech Ryan Taylor (14), Stevie Browning (15), Jon Elmore (14) Austin Loop (15), Ajdin Penava (12), C.J. Burks (14)
FIVE PLAYERS 10+ POINTS	2/4/17, at La. Tech Ryan Taylor (14), Stevie Browning (15), Jon Elmore (14) Austin Loop (15), Ajdin Penava (12), C.J. Burks (14)
TWO DOUBLE-DOUBLES IN ONE GAME	1/7/17 vs. Charlotte Ryan Taylor (24 points, 14 rebounds) Jon Elmore (29 points, 10 assists)
PLAYER DOUBLE-DOUBLE PTS/ASSTS	1/26/17, Jon Elmore vs. UTSA, 12 points/10 assists
PLAYER 20/20	2/18/16, James Kelly vs. Charlotte (27/23)
PLAYER TRIPLE-DOUBLE	11/18/12, DeAndre Kane at Hofstra (33pts, 11 rebs, 10 asts)
OPP 50+ POINTS	2/27/60, Jim Darrow, Bowling Green (52)
OPP 40+ POINTS	3/5/16, Kourtlin Jackson, Southern Miss (40)
OPP 30+ POINTS	2/4/17, Erik McCree, Louisiana Tech (30)
OPP 10+ 3-POINTERS	3/6/00, Jason Stewart, Miami (Ohio) (10)
OPP 8+ 3-POINTERS	1/21/16, Andrien White, Charlotte (8)
OPP 10+ FTS	12/28/16, Michael Young at Pittsburgh (13)

### INDIVIDUAL REBOUNDING

PLAYER 20+ REBOUNDS	2/18/16, James Kelly vs. Charlotte (23)
PLAYER 15+ REBOUNDS	2/18/16, James Kelly vs. Charlotte (23)
OPP 20+ REBOUNDS	1/21/16, Joseph Uchebo, at Charlotte (21)
OPP 15+ REBOUNDS	11/30/16, Antonio Campbell, vs. Ohio (16)

### INDIVIDUAL ASSISTS, BLOCKS, STEALS

PLAYER 15+ ASSISTS	12/30/99, Cornelius Jackson vs. Central Michigan (15)
PLAYER 10+ ASSISTS	2/4/17, Jon Elmore at Louisiana Tech (11)
PLAYER 7+ BLOCKS	2/2/12, Nigel Spikes vs. UCF (9)
PLAYER 6+ BLOCKS	2/2/12, Nigel Spikes vs. UCF (9)
PLAYER 5+ BLOCKS	1/5/17, Ryan Taylor vs. Old Dominion (5)
PLAYER 7+ STEALS	12/15/99, Travis Young vs. Rio Grande (7)
PLAYER 6+ STEALS	11/26/13, Chris Thomas vs. Western Kentucky (6)
PLAYER 5+ STEALS	1/4/15, Tamron Manning at Akron (5)
OPP 15+ ASSISTS	1/5/13, D.J. Cooper, Ohio (17)
OPP 10+ ASSISTS	1/16/16, Max Guercy, Rice (12)
OPP 5+ BLOCKS	11/27/10, Terrence Jennings, Louisville (6)
OPP 5+ STEALS	12/17/15, Daxter Miles, Jr., No. 20 West Virginia (5)

### QUOTEABLE

"Marshall right now is playing like one of the best offensive teams in college basketball. I think they spread it around. They're playing well, had a great crowd, great atmosphere...The league is good. We need Marshall to be good in basketball. We do. We need more teams to play at a high level. It just makes our league better, and I think we all know that."

- Kermit Davis, Middle Tennessee head coach (Jan. 29, 2016)

"Marshall was a tough team for us to match up with. The big guys can handle it and drive it, first half we had a hard time guarding them."

- Mark Turgeon, Maryland head coach (Dec. 27, 2015)

"They're a good team. They can really shoot the basketball and spread the floor."

- Dan Majerle, Grand Canyon head coach (Dec. 22, 2015)

"Marshall is a very dangerous team. They play like a pro team and spread you out, and they have two guys who could start on any team in our league. We just couldn't shake them, and we had opportunities. When the game got tight, we finally made some shots and that was probably the key to the game."

- Keith Dambrot, Akron head coach (Dec. 4, 2015)

## // NUMERICAL ROSTER

NO.	NAME	HT/WT.	POS.	YR.	HOMETOWN	HIGH SCHOOL/LAST SCHOOL
0	Christian Thieneman	6-5/205	F	R-Fr.	Louisville, Ky.	Trinity HS
1	Terrence Thompson	6-7/215	F	Jr.	Durham, N.C.	Georgia Highlands College
2	Stevie Browning	6-3/177	G	Sr.	Logan, W.Va.	Fairmont State
3	Jannson Williams	6-8/206	F	Fr.	Newnan, Ga.	Newnan HS
4	Jacob Kilgore	6-5/177	F	So.	Huntington, W.Va.	Spring Valley HS
5	Ky're Allison	6-2/181	G	Fr.	Portsmouth, Ohio	Portsmouth HS
13	Ajdin Penava	6-9/200	F	So.	Sarajevo, Bosnia	Fifth HS
14	C.J. Burks	6-3/204	G	So.	Martinsburg, W.Va.	Hedgesville HS
21	Aleksa Nikolic	6-5/206	G	So.	Pancevo, Serbia	Electro-Tech School
23	Rondale Watson	6-4/195	G	Jr.	Lewisburg, W. Va.	Wake Forest
24	Ot Elmore	6-2/175	G	Jr.	Charleston, W. Va.	Texas Rio Grande Valley
25	Ryan Taylor	6-5/240	F	Sr.	Indianapolis, Ind.	Hargrave Military Academy (Va.)
32	Phil Bledsoe	6-6/225	G/F	Fr.	Wheeling, W.Va.	Wheeling Park HS
33	Jon Elmore	6-3/191	G	Jr.	Charleston, W.Va.	VMI
35	Austin Loop	6-4/203	G	Sr.	South Webster, Ohio	South Webster HS
50	Milan Mijovic	6-9/243	F	Jr.	Belgrade, Serbia	Secondary Vocational School

### COACHING STAFF

**Head Coach:** Dan D'Antoni (Marshall, '70)

**Assistant Coaches:** Mark Cline (Wake Forest, '88), Scott Rigot (Buffalo, '86)

**Director of Basketball Operations:** Neal Scaggs (Marshall '13)

**Video Coordinator:** Ivan Vujic (Valparaiso '06)

**Strength Coach:** Joe Varga (Central Conn. State, '06)

**Athletic Trainer:** Chris Lapole (Marshall, '98)

**Graduate Assistants:** Nick Gilkerson (Marshall, '16), Jacob Smith (Marshall, '16)

### PRONUNCIATION GUIDE

<b>Ky're Allison</b>	<b>Kyrie</b>
<b>Milan Mijovic</b>	MILL-en MEE-o-vitch
<b>Aleksa Nikolic</b>	ah-LEK-suh (or Alex) nee-KO-litch
<b>Ajdin Penava</b>	eye-DEEN PEN-uh-vuh
<b>Christian Thieneman</b>	<b>THEE-nuh-man</b>
<b>Rondale Watson</b>	<b>Ron-Dell</b>
<b>Dan D'Antoni</b>	<b>dan-TONY</b>
<b>Scott Rigot</b>	<b>ree-ZJOH</b>
<b>Ivan Vujic</b>	ee-VAHN VOO-yitch

### THE HERD BY...

#### HEIGHT

Milan Mijovic	6-9
Ajdin Penava	6-9
Jannson Williams	6-8
Terrence Thompson	6-7
Phil Bledsoe	6-6
Ryan Taylor	6-6
Jacob Kilgore	6-5
Aleksa Nikolic	6-5
Christian Thieneman	6-5
Rondale Watson	6-4
Austin Loop	6-4
Stevie Browning	6-3
C.J. Burks	6-3
Jon Elmore	6-3
Ot Elmore	6-2
Ky're Allison	6-2

#### ELIGIBILITY

##### SENIORS (3)

Ryan Taylor  
Stevie Browning  
Austin Loop

##### JUNIORS (5)

Jon Elmore  
Ot Elmore  
Milan Mijovic  
Terrence Thompson

##### SOPHOMORES (4)

C.J. Burks  
Aleksa Nikolic  
Ajdin Penava  
Jacob Kilgore

##### FRESHMENS (4)

Christian Thieneman  
Phil Bledsoe  
Ky're Allison  
Jannson Williams

### HOME STATE/COUNTRY

#### GEORGIA (1)

Jannson Williams

#### INDIANA (1)

Ryan Taylor

#### KENTUCKY (1)

Christian Thieneman

#### NORTH CAROLINA (1)

Terrence Thompson

#### OHIO (2)

Austin Loop  
Ky're Allison

#### WEST VIRGINIA (7)

Stevie Browning  
C.J. Burks  
Jon Elmore  
Ot Elmore  
Jacob Kilgore  
Phil Bledsoe  
Rondale Watson

#### SERBIA (2)

Milan Mijovic  
Aleksa Nikolic

#### BOSNIA AND HERZEGOVINA (1)

Ajdin Penava

## // QUICK FACTS

### THE UNIVERSITY

Name	Marshall University
Founded	1837
Location	Huntington, W.Va.
Enrollment	14,000
Nickname	Thundering Herd
Colors	Kelly Green & White
Conference	Conference USA
Home	Cam Henderson Center/9,048
President	Dr. Jerome "Jerry" Gilbert
Director of Athletics	Mike Hamrick (Marshall '80)

### COACHING STAFF

Head Coach	Dan D'Antoni (Marshall, '70)
Career record (seasons)	28-35 (two seasons)
Conference USA record (seasons)	19-17 (two seasons)
Assistant Coach	Mark Cline (Wake Forest, '88)
	Seventh season
Assistant Coach	Scott Rigot (Buffalo, '86)
	Third season
Director of Basketball Operations	Neal Scaggs (Marshall, '13)
	Second season

### TEAM INFORMATION

2015-16 Record	17-16
2014-15 Conference USA Record/Finish	12-6, 3rd
Starters Returning/Lost	4/1
Letterwinners Returning/Lost	10/4
Newcomers	5

### PROGRAM HISTORY

First Year of Basketball	1906-07
Overall Record	1,435-1,083-2 (.570), 103 seasons
C-USA Record	90-94 (.489), 11 seasons
Cam Henderson Center Record	377-131 (.742), 35 seasons
C-USA Tournament Record	7-12
Last C-USA Tournament	L, 99-90 Middle Tennessee (Semifinals)
NCAA Tournament Appearances	5 (1956, '72, '84, '85, '87)
Last NCAA Tournament Appearance	L, 76-60 vs. TCU (1987 - First Round)
NIT Appearances	5 (1967, '68, '73, '88, 2012)
Last NIT Appearance	L, 86-78 vs. Middle Tennessee (2012 - First Round)
CIT Appearances	2 (2010, '11)
Last CIT Appearance	L, 65-64 vs. Ohio (2011 - First Round)

### SPORTS INFORMATION

Assoc. Dir., Sports Information	Wilbur DeLashmet (Alabama '14)
Office	(251) 422-2783
Cell	(614) 329-2418
E-Mail	DeLashmet@marshall.edu
Asst. AD/Media Relations	Jason Corriher (NC State '00)
Office	(304) 696-4660
E-Mail	corriher@marshall.edu
Assoc. Dir., Sports Information	Corey Dieteman (Fredonia, '12)
	Scott Hall (Marshall '05)
Sports Information Fax	(304) 696-2325
Press Row Phone	(304) 696-3303 or 7061
Mailing Address	Marshall University Sports Information
	P.O. Box 1360
	Huntington, WV 25715
Overnight Address	Cam Henderson Center, Room 2036
	1801 3rd Avenue
	Huntington, WV 25703
Official Athletics Website	www.HerdZone.com
Twitter/Instagram	@HerdZone, @HerdMBB
Facebook	Marshall University Basketball
YouTube	Marshall Thundering Herd



# DAN D'ANTONI

## HEAD COACH // THIRD SEASON

### MARSHALL, '70

Dan D'Antoni, a Marshall Athletics Hall of Famer, was named the Thundering Herd men's basketball coach on April 25, 2014. A former star MU point guard, D'Antoni helped Marshall to appearances in the 1967 and 1968 National Invitation Tournaments.

D'Antoni's second season at the helm of the Thundering Herd turned many heads across Conference USA and the country with the nation's No. 3 scoring offense. Marshall finished 17-16 and improved in nearly every statistical category to the year prior.

During the 2015-16 season, D'Antoni led the Herd to its first 12-win season in C-USA play, the best conference season Marshall has had since joining the league in 2005. His high-octane offense broke or tied 14 C-USA, school and Henderson Center records. The Herd earned a program-best No. 3 seed in the league tournament and reached the C-USA semifinals for the first time since the 2011-12 season.

The fan support was tremendous throughout the year. Home attendance averaged 5,574 fans per game, while conference games averaged an attendance of 6,022.

Off the court, the Herd hit many academic milestones as well. Seven players were named to the league's Commissioner's Honor Roll, while Jacob Kilgore earned the Commissioner's Academic Medal for achieving a cumulative GPA of 3.75 or better.

"Coaching Marshall basketball has always been a dream of mine," D'Antoni said as he was introduced as the Herd coach, "even when I was little." D'Antoni, a native of Mullens, W.Va., is Marshall's 28th men's basketball coach. He signed a four-year contract.

"It's a dream-come-true for me to bring Dan D'Antoni back to Marshall University," Marshall Athletic Director Mike Hamrick said of D'Antoni's hire. "It's where he belongs. It's taken a while, but he's here."

D'Antoni, 68, is the older brother of former NBA coach Mike D'Antoni. Dan served as one of Mike's assistant coaches for nine NBA seasons. He was a member of the Phoenix Suns' staff from 2005-06 through 2007-08. He spent four seasons on the New York Knicks' staff, then served as an assistant on the Los Angeles Lakers' staff for the past two seasons.

During his career, D'Antoni also served as the head coach of the Knicks' and Lakers' NBA Summer League teams.

After D'Antoni graduated from Marshall in 1970, he joined the Herd staff as the head coach of the freshman basketball team, where he coached his younger brother, Mike, before becoming an assistant coach of the Herd varsity.

D'Antoni was named head basketball coach at Socastee High School in Myrtle Beach, S.C., in 1975. In 30 years at Socastee (1975-2005), D'Antoni accumulated over 500 wins and multiple coach of the year honors, while founding the Beach Ball Classic, one of the most prestigious high school basketball tournaments in the country. That event has featured more than 75 players who have gone on to play in the NBA.

D'Antoni was the head coach of the Beach Ball Select AAU basketball team, which featured future NBA players Raymond Felton and Ramon Sessions.

D'Antoni was an All-State first team selection at Mullens High School. At Marshall, he was the starting point guard on Ellis Johnson's "Iron Man 5" that played in the 1967 and '68 NIT. The 1966-67 team reached the NIT semifinals, and D'Antoni led the tournament in assists as the Herd finished fourth. As a senior, he was an All-Mid-American Conference first team selection in 1968-69, when he led the Herd in scoring, at 17.5 points per game. D'Antoni was All-MAC second team his junior season.

D'Antoni is one of Marshall's 49 players to score 1,000 career points, with 1,109, and ranks 13th on the Herd's career free throw percentage list, at .774 (301-of-389).

D'Antoni -- whose given name is Lewis Joseph D'Antoni II -- was inducted into the Marshall Athletics Hall of Fame in 1990.

D'Antoni graduated from Marshall in 1970 with a degree in Speech and Physical Education, and also earned a Master's degree in Principles of Guidance from Marshall in 1972.

He is the father of three sons, all of whom played collegiate basketball: Matt played at Brown; Andrew attended the U.S. Military Academy at West Point and later served 3½ years in Iraq, rising to the rank of captain in the U.S. Army; and Nick attended William & Mary, where he was captain of the basketball team. D'Antoni and his wife, Vanessa, also are parents of a daughter, Morgan.

## COACHING HISTORY

### ASSISTANT COACH, Los Angeles Lakers

2012-14

### ASSISTANT COACH, New York Knicks

2008-12

### ASSISTANT COACH, Phoenix Suns

2005-08

### HEAD COACH, Socastee High School

Myrtle Beach, S.C.

1975-2005

### ASSISTANT COACH, Marshall University

Varsity Team

1971-72

### HEAD COACH, Marshall University

Freshman Team

1970-71

## WHAT THEY'RE SAYING ABOUT DAN D'ANTONI

"Coach D'Antoni is more than a friend to me. I compare him to a second father. We have a great relationship, and I appreciate everything he did for me."

-- Leandro Barbosa (Phoenix Suns), 11-Year NBA pro, 2007 NBA Sixth Man of the Year under D'Antoni

"Danny has been invaluable in the development of players at the high school and professional level. If you have the desire he will get everything out of you. He is a great coach. Players love playing for him and the style will be fun to watch. The Henderson Center will be rocking with excitement!"

-- Mike D'Antoni, Los Angeles Lakers Head Coach

"Dan coached me for two years in New York (Knicks) and taught me a lot about the game of basketball. He made me a better person and a leader. He has the experience, knowledge, and integrity to create a winning atmosphere and develop players on and off the court."

-- David Lee (Golden State Warriors), two-time NBA All-Star

"Dan is a teacher. He's a coach who can relate to his guys off the court but also motivate them on it. He was a huge part of the most enjoyable year of basketball I played in my career, largely because of the style we played and the confidence he gave me."

-- Steve Novak (Toronto Raptors), nine-year NBA pro



# 0

# CHRISTIAN THIENEMAN

REDSHIRT FRESHMAN | F | 6-5 | 208

LOUISVILLE, KY | TRINITY HS

## 2016-17 Season Highlights

- Made his collegiate debut vs. Western Carolina (Nov. 19).
- Scored four points and made one 3-pointer in 12 minutes of play vs. Charlotte (Jan. 7). Also pulled down three rebounds.
- Pulled down five rebounds in a career-tying 17 minutes of action vs. Old Dominion (Jan. 5).
- His 10 points and seven rebounds at Florida Atlantic (Jan. 2) were career-highs. His 10 points came from 4-of-7 shooting and 2-of-4 three-pointers. Also dished out an assist and made a steal.
- Scored seven points vs. West Virginia Wesleyan (Dec. 19), while playing a career-high 17 minutes. Also made his first career-three-pointer and two FGs. Went 2-for-2 from the free throw line and pulled down two rebounds.
- Grabbed three rebounds (one offensive, two defensive) vs. Western Carolina.
- Grabbed a rebound in six minutes of play at Ohio State (Nov. 25).
- Pulled down a rebound at Akron (Dec. 17). Also saw seven minutes of play.

## // SEASON STATS

Opponent	Date	gs	min	Total		3-Pointers		Free throws		Rebounds				pf	a	t/o	blk	stl	pts	avg
				fg-fga	pct	3fg-fga	pct	ft-fa	pct	off	def	tot	avg							
WESTERN CAROLINA	11/19/16	9	0-0	.000	0-0	.000	0-0	.000	0-0	.000	1	2	3	3.0	1	0	1	0	0	0.0
at Ohio State	11/25/16	6	0-0	.000	0-0	.000	0-0	.000	0-0	.000	0	1	1	2.0	0	0	0	0	0	0.0
at AKRON	12/17/16	7	0-2	.000	0-2	.000	0-0	.000	0-0	.000	0	1	1	1.7	0	0	0	0	0	0.0
W.VA. WESLEYAN	12/19/16	17	2-4	.500	1-3	.333	2-2	1.000	1	1	2	1.8	2	0	0	0	0	0	7	1.8
at Cincinnati	12/22/16	7	0-0	.000	0-0	.000	0-0	.000	0-0	.000	1	1	2	1.8	0	0	0	0	0	1.4
at Pitt	12/28/16	7	0-2	.000	0-2	.000	0-0	.000	0-0	.000	0	2	2	1.8	2	1	0	0	0	1.2
at FIU	12/31/16	15	1-1	1.000	0-0	.000	0-0	.000	0-0	.000	0	1	1	1.7	2	1	0	0	2	1.3
at FAU	1/2/2017	13	4-7	.571	2-4	.500	0-0	.000	1	6	7	2.4	3	1	0	0	1	10	2.4	
OLD DOMINION	1/5/2017	17	0-0	.000	0-0	.000	0-0	.000	1	4	5	2.7	0	0	1	0	0	0	2.1	
CHARLOTTE	1/7/2017	12	1-2	.500	1-2	.500	1-2	.500	0	3	3	2.7	1	0	1	0	0	4	2.3	
at Middle Tennessee	1/12/17	8	0-0	.000	0-0	.000	0-2	.000	0	1	1	2.5	1	0	0	0	0	0	2.1	
at UAB	01/14/17	2	0-0	.000	0-0	.000	0-0	.000	0	0	0	2.3	0	0	0	0	0	0	1.9	
WKU	01/21/17	9	0-1	.000	0-0	.000	0-0	.000	1	2	3	2.4	0	0	0	0	0	0	1.8	
UTSA	1/26/17	9	0-1	.000	0-0	.000	0-0	.000	0	1	1	2.3	1	0	0	0	0	0	1.6	
at Southern Miss	02/02/17	4	0-0	.000	0-0	.000	0-0	.000	0	1	1	2.2	1	0	2	0	0	0	1.5	
at LA Tech	2/4/17	6	1-1	1.000	0-0	.000	0-0	.000	0	2	2	2.2	1	0	0	0	0	2	1.6	
Totals		0	148	9-21	.429	4-13	.308	3-6	.500	6	29	35	2.2	15	3	5	0	1	25	1.6

Games played: 16  
 Minutes/game: 9.3  
 Points/game: 1.6  
 FG Pct: 42.9  
 3FG Pct: 30.8  
 FT Pct: 50.0

Rebounds/game: 2.2  
 Assists/game: 0.2  
 Turnovers/game: 0.3  
 Assist/turnover ratio: 0.6  
 Steals/game: 0.1

## THIENEMAN'S 2016-17 HIGHS

**Points**  
 S: 10, at Florida Atlantic, 1/2/17  
 C: Same

**Field Goals Made**  
 S: 4, at Florida Atlantic, 1/2/17  
 C: Same

**Field Goals Attempted**  
 S: 7, at Florida Atlantic, 1/2/17  
 C: Same

**3PT Field Goals Made**  
 S: 2, at Florida Atlantic, 1/2/17  
 C: Same

**3PT Field Goals Attempted**  
 S: 4, at Florida Atlantic, 1/2/17  
 C: Same

**Free Throws Made**  
 S: 2, vs. West Virginia Wesleyan, 12/19/16  
 C: Same

**Free Throws Attempted**  
 S: 2, three times  
 C: Same

**Rebounds**  
 S: 7, at Florida Atlantic, 1/2/17  
 C: Same

**Assists**  
 S: 1, three times  
 C: Same

**Turnovers**  
 S: 1, three times  
 C: Same

**Blocked Shots**  
 S: --  
 C: Same

**Steals**  
 S: 1, at Florida Atlantic, 1/2/17  
 C: Same

**Minutes**  
 S: 17, twice  
 C: Same

	Sea.	Car.
10+ Pts:	1	1
20+ Pts:	--	--
5+ Rebs:	2	2
10+ Rebs:	--	--
5+ Asts:	--	--
Double-D:	--	--

## // CAREER STATS

Season	gp-gs	min/avg	Total		3-Point		F-Throws		Rebounds				Scoring							
			fg-fga	pct	fg-fga	pct	ft-fa	pct	off	def	tot	avg	pf	fo	ast	to	blk	stl	pts	avg
2016-17	16-0	148/9.3	9-21	.429	4-13	.308	3-6	.500	6	29	35	2.2	15	0	3	5	0	1	25	1.6
TOTAL	16-0	148/9.3	9-21	.429	4-13	.308	3-6	.500	6	29	35	2.2	15	0	3	5	0	1	25	1.6



#1

# TERRENCE THOMPSON

JUNIOR | F | 6-7 | 217

DURHAM, N.C. | GEORGIA HIGHLANDS COLLEGE

## 2016-17 Season Highlights

- Collected his second career double-double from a career-high 25 points and pulled down 10 rebounds, which tied a career-high. Also made a career-high nine field goals and seven free throws.
- Scored 12 points and made a career-high two three pointers at UAB (Jan. 14)
- Grabbed 10 rebounds in 31 minutes of play at Ohio State (Nov. 25).
- Collected his first career double-double against N.C. Central (Nov. 12) with 20 points and 10 rebounds.
- His 20 points, 10 field goal attempts and seven made field goals were all previous career-highs, while his 10 rebounds tied a career high.
- Tied a previous career-high when he scored 20 points and collected two steals vs. Jackson State (Nov. 21). Also had nine rebounds and made his first three-pointer of the season.
- Made his first appearance in 12 games when he played at Middle Tennessee (Jan. 12). He grabbed three rebounds, scored four points, tied a career-high with three steals and made one block.

## SEASON STATS

Opponent	Date	gs	min	Total		3-Pointers		Free throws		Rebounds				pf	a	t/o	blk	stl	pts	avg	
				fg-fga	pct	3fg-fga	pct	ft-fa	pct	off	def	tot	avg								
N.C. CENTRAL	11/12/16	*	31	7-10	.700	0-1	.000	6-9	.667	4	6	10	10.0	3	1	2	1	1	20	20.0	
MOREHEAD STATE	11/16/16	*	24	1-2	.500	0-0	.000	0-0	.000	1	2	3	6.5	2	0	1	0	0	2	11.0	
WESTERN CAROLINA	11/19/16	*	21	6-8	.750	0-0	.000	4-4	1.000	3	4	7	6.7	2	0	1	0	3	16	12.7	
JACKSON STATE	11/21/16	*	31	8-13	.615	1-2	.500	3-5	.600	2	7	9	7.3	2	1	2	0	2	20	14.5	
at Ohio State	11/25/16	*	31	1-11	.091	0-4	.000	0-2	.000	5	5	10	7.8	1	2	0	0	0	2	12.0	
at Middle Tennessee	1/12/17		18	1-4	.250	0-1	.000	2-4	.500	0	3	3	7.0	1	0	0	1	3	4	10.7	
at UAB	01/14/17		27	4-6	.667	2-4	.500	2-8	.250	2	5	7	7.0	3	0	0	1	0	12	10.9	
WKU	01/21/17	*	17	2-3	.667	0-0	.000	5-7	.714	2	0	2	6.4	4	1	2	0	0	9	10.6	
UTSA	1/26/17	*	15	2-4	.500	0-1	.000	4-4	1.000	3	4	7	6.4	0	0	1	0	1	8	10.3	
UTEP	1/28/17	*	30	9-13	.692	0-1	.000	7-14	.500	5	5	10	6.8	3	0	1	0	2	25	11.8	
at Southern Miss	02/02/17	*	26	2-5	.400	0-1	.000	2-3	.667	2	5	7	6.8	3	0	2	0	0	6	11.3	
at LA Tech	2/4/17	*	25	1-3	.333	1-1	1.000	1-3	.333	1	10	11	7.2	2	2	1	0	1	4	10.7	
Totals			10	296	44-82	.537	4-16	.250	36-63	.571	30	56	86	7.2	26	7	13	3	13	128	10.7

Games played: 12  
 Minutes/game: 24.7  
 Points/game: 10.7  
 FG Pct: 53.7  
 3FG Pct: 25.0  
 FT Pct: 57.1

Rebounds/game: 7.2  
 Assists/game: 0.6  
 Turnovers/game: 1.1  
 Assist/turnover ratio: 0.5  
 Steals/game: 1.1  
 Blocks/game: 0.3

## THOMPSON'S 2016-17 HIGHS

**Points**  
 S: 25, vs. UTEP, 1/28/17  
 C: Same

**Field Goals Made**  
 S: 9, vs. UTEP, 1/28/17  
 C: Same

**Field Goals Attempted**  
 S: 14, vs. UTEP, 1/28/17  
 C: Same

**3PT Field Goals Made**  
 S: 2, at UAB, 1/14/17  
 C: Same

**3PT Field Goals Attempted**  
 S: 4, twice  
 C: Same

**Free Throws Made**  
 S: 7, vs. UTEP, 1/28/17  
 C: Same

**Free Throws Attempted**  
 S: 14, vs. UTEP, 1/28/17  
 C: Same

**Rebounds**  
 S: 11, at La. Tech, 2/4/17  
 C: Same

**Assists**  
 S: 2, twice  
 C: 2, three times

**Turnovers**  
 S: 2, twice  
 C: 2, five times

**Blocked Shots**  
 S: 1, three times  
 C: 2, vs. Southern Miss, 3/5/16

**Steals**  
 S: 3, twice  
 C: Same

**Minutes**  
 S: 31, three times  
 C: 33, at WKU, 2/13/16

	Sea.	Car.
10+ Pts:	5	6
20+ Pts:	3	3
5+ Rebs:	9	19
10+ Rebs:	4	5
5+ Asts:	--	--
Double-D:	2	2

## CAREER STATS

Season	gp-gs	min/avg	Total		3-Point		F-Throws		Rebounds				Scoring							
			fg-fga	pct	fg-fga	pct	ft-fa	pct	off	def	tot	avg	pf	fo	ast	to	blk	stl	pts	avg
2015-16	32-0	360/11.3	38-78	.487	2-6	.333	31-57	.544	40	73	113	3.5	54	3	11	18	5	14	109	3.4
2016-17	12-10	296/24.7	44-82	.537	4-16	.250	36-63	.571	30	56	86	7.2	26	0	7	13	3	13	128	10.7
TOTAL	44-10	656/14.9	82-160	.513	6-22	.273	67-120	.558	70	129	199	4.5	80	3	18	31	8	27	237	5.4



#2

# STEVIE BROWNING

SENIOR | G | 6-3 | 188

LOGAN, W.VA. | FAIRMONT STATE [LOGAN HS]

## 2016-17 Season Highlights

- Conference USA Player of the Week for the week of Dec. 26
- His 22 points at Pittsburgh marked his fifth consecutive game of scoring at least 20 points. They came from 8-of-17 shooting and 4-of-5 from the free throw line.
- Scored a game-high 28 points from 11-of-22 (.500) FGs and 6-of-8 (.750) three-pointers at No. 24 Cincinnati (Dec. 22). Also pulled down six rebounds and collected four assists. Added a steal as well.
- His 21 points vs. West Virginia Wesleyan (Dec. 19) marked his third consecutive game of scoring at least 20 points or more, which is a career first. The 21 points came from 8-of-10 FGs, 3-of-4 three-pointers and two free throws. He also pulled down three rebounds, collected three assists and made two steals.
- Scored 31 points from 10-of-20 FGs, 4-of-6 three-pointers, and a season-high seven made free throws. at Akron (Dec. 17). Also collected six assists, pulled down three rebounds and made one steal.
- His 68.8 made field goals (11-of-16) vs. Toledo (Dec. 10) was a career-high. Also scored 27 points, had five rebounds and dished out five assists, while having zero turnovers. His zero turnovers were the third time he did so this season.
- Went 5-of-8 from the field and 3-of-4 from three-pointers to score 16 points vs. Ohio (Nov. 30). Added six boards and a career-high four steals.
- Scored 32 points, made 12 field goals, attempted 18 field goals and made four three-pointers against Morehead State (Nov. 16). All of which were career-highs.
- Became the first player to score 30 points in a game since Jon Elmore vs. Southern Miss (March, 5, 2016).
- Went 4-of-9 from the field, while grabbing two boards and collecting four assists in 24 minutes of play at Ohio State. Also had a team-leading one block and made one steal.
- Has scored points in the double-digits 41 times during his time at Marshall and has done so in 34 of the last 43 games.
- Had three straight games with at least with one block from Nov. 19-25 for the first time in his career.
- Has scored in double-figures 19 times this season.
- His five consecutive games with at least 20 points from Dec. 10-28 was a career first.

## SEASON STATS

Opponent	Date	gs	min	Total		3-Pointers		Free throws		Rebounds				pts	avg						
				fg-fga	pct	3fg-fga	pct	ft-fa	pct	off	def	tot	avg			pf	a	t/o	blk	stl	
N.C. CENTRAL	11/12/16	*	31	7-11	.636	2-4	.500	0-0	.000	2	4	6	6.0	1	1	0	0	1	16	16.0	
MOREHEAD STATE	11/16/16	*	39	12-18	.667	4-6	.667	4-5	.800	0	3	3	4.5	2	0	3	0	0	32	24.0	
WESTERN CAROLINA	11/19/16	*	29	3-14	.214	1-5	.200	3-3	1.000	1	5	6	5.0	0	8	0	1	0	10	19.3	
JACKSON STATE	11/21/16	*	30	0-4	.000	0-1	.000	2-2	1.000	1	7	8	5.8	0	3	4	1	1	2	15.0	
at Ohio State	11/25/16	*	24	4-9	.444	1-5	.200	0-0	.000	1	1	2	5.0	1	4	2	1	1	9	13.8	
OHIO	11/30/16	*	34	5-8	.625	3-4	.750	3-4	.750	2	4	6	5.2	1	3	3	0	4	16	14.2	
at Eastern Kentucky	12/03/16	*	29	3-11	.273	1-5	.200	2-2	1.000	2	1	3	4.9	4	1	3	0	2	9	13.4	
at Chattanooga	12/06/16	*	29	4-8	.500	1-3	.333	2-2	1.000	0	1	1	4.4	4	1	2	0	2	11	13.1	
TOLEDO	12/10/16	*	41	11-16	.688	1-2	.500	4-4	1.000	0	5	5	4.4	2	5	0	1	1	27	14.7	
at AKRON	12/17/16	*	37	10-20	.500	4-6	.667	7-8	.875	1	2	3	4.3	2	6	1	0	1	31	16.3	
W.VA. WESLEYAN	12/19/16	*	23	8-10	.800	3-4	.750	2-2	1.000	0	3	3	4.2	1	3	2	0	2	21	16.7	
at Cincinnati	12/22/16	*	41	11-22	.500	6-8	.750	0-0	.000	2	4	6	4.3	3	4	2	0	1	28	17.7	
at Pitt	12/28/16	*	35	8-17	.471	2-8	.250	4-5	.800	0	3	3	4.2	4	4	1	0	0	22	18.0	
at FIU	12/31/16	*	25	6-13	.462	1-4	.250	0-1	.000	3	1	4	4.2	1	0	3	0	3	13	17.6	
at FAU	1/2/2017	*	32	5-12	.417	3-4	.750	1-2	.500	2	5	7	4.4	1	5	1	0	1	14	17.4	
OLD DOMINION	1/5/2017	*	41	4-13	.308	1-5	.200	0-0	.000	0	5	5	4.4	3	1	0	0	1	9	16.9	
CHARLOTTE	1/7/2017	*	28	6-16	.375	0-2	.000	5-5	1.000	2	2	4	4.4	1	3	0	0	1	17	16.9	
at Middle Tennessee	1/12/17	*	31	4-10	.400	0-3	.000	3-3	1.000	1	1	2	4.3	1	2	2	0	1	11	16.6	
at UAB	01/14/17	*	30	6-14	.429	3-9	.333	3-4	.750	0	1	1	4.1	3	3	2	0	1	18	16.6	
WKU	01/21/17	*	30	8-14	.571	4-7	.571	3-4	.750	1	2	3	4.1	1	4	1	0	2	23	17.0	
UTSA	1/26/17	*	27	6-13	.462	1-3	.333	0-0	.000	0	4	4	4.0	4	6	1	0	0	13	16.8	
UTEP	1/28/17	*	31	0-7	.000	0-5	.000	3-4	.750	0	0	0	3.9	1	0	3	0	0	3	16.1	
at Southern Miss	02/02/17	*	37	8-18	.444	2-9	.222	0-0	.000	0	5	5	3.9	0	4	0	0	3	18	16.2	
at LA Tech	2/4/17	*	25	6-10	.600	3-7	.429	0-0	.000	0	4	4	3.9	2	2	2	0	0	15	16.2	
Totals			24	759	145-308	.471	47-119	.395	51-60	.850	21	73	94	3.9	43	73	38	4	29	388	16.2

Games played: 24  
 Minutes/game: 31.6  
 Points/game: 16.2  
 FG Pct: 47.1  
 3FG Pct: 39.5  
 FT Pct: 85.0

Rebounds/game: 3.9  
 Assists/game: 3.0  
 Turnovers/game: 1.6  
 Assist/turnover ratio: 1.9  
 Steals/game: 1.2  
 Blocks/game: 0.2

## CAREER STATS

Season	gp-gs	min/avg	Total		3-Point		F-Throws		Rebounds				Scoring							
			fg-fga	pct	fg-fga	pct	ft-fa	pct	off	def	tot	avg	pf	fo	ast	to	blk	stl	pts	avg
2015-16	33-32	1076/32.6	165-361	.457	46-136	.338	46-62	.742	40	108	148	4.5	69	3	118	82	12	35	422	12.8
2016-17	24-24	759/31.6	145-308	.471	47-119	.395	51-60	.850	21	73	94	3.9	43	0	73	38	4	29	388	16.2
TOTAL	57-56	1835/32.2	310-669	.463	93-255	.365	97-122	.795	61	181	242	4.2	112	3	191	120	16	64	810	14.2

## BROWNING'S 2016-17 HIGHS

### Points

S: 32, vs. Morehead State, 11/16/16  
 C: Same

### Field Goals Made

S: 12, vs. Morehead State, 11/16/16  
 C: Same

### Field Goals Attempted

S: 22, at No. 24 Cincinnati, 12/22/16  
 C: Same

### 3PT Field Goals Made

S: 6, at No. 24 Cincinnati, 12/22/16  
 C: Same

### 3PT Field Goals Attempted

S: 9, twice  
 C: Same

### Free Throws Made

S: 7, at Akron, 12/17/16  
 C: 8, at Morehead State, 11/24/15

### Free Throws Attempted

S: 8, at Akron, 12/17/16  
 C: 8, twice

### Rebounds

S: 8, vs. Jackson State, 11/21/16  
 C: 12, vs. Eastern Kentucky, 12/12/15

### Assists

S: 8, vs. Western Carolina, 11/19/16  
 C: 9, at UTSA, 2/6/16

### Turnovers

S: 4, vs. Jackson State, 11/21/16  
 C: 5, four times

### Blocked Shots

S: 1, four times  
 C: 3, at WKU, 2/13/16

### Steals

S: 4, vs. Ohio, 11/30/16  
 C: Same

### Minutes

S: 41, twice  
 C: 42, at WKU, 2/13/16

	Sea.	Car.
10+ Pts:	19	41
20+ Pts:	6	10
5+ Rebs:	10	26
10+ Rebs:	--	1
5+ Asts:	6	18
Double-D:	--	--





# 4

# JACOB KILGORE

SOPHOMORE | F | 6-5 | 191

HUNTINGTON, W.VA. | SPRING VALLEY HS

## 2016-17 Season Highlights

- Pulled down a rebound and made one block vs. West Virginia Wesleyan (Dec. 19).
- Made an appearance at Chattanooga (Dec. 6).
- Grabbed two rebounds in five minutes of play at Ohio State (Nov. 25).
- Made his season debut vs. Western Carolina (Nov. 19).
- Shot 50 percent from three-point range (1-2) and played eight minutes vs. Western Carolina.

## // SEASON STATS

Opponent	Date	gs	min	Total		3-Pointers		Free throws		Rebounds				pf	a	t/o	blk	stl	pts	avg
				fg-fga	pct	3fg-fga	pct	ft-fa	pct	off	def	tot	avg							
WESTERN CAROLINA	11/19/16		8	1-2	.500	1-2	.500	0-0	.000	0	2	2	2.0	0	0	0	1	0	3	3.0
at Ohio State	11/25/16		5	0-2	.000	0-2	.000	0-0	.000	1	1	2	2.0	0	0	0	0	0	1.5	
at Chattanooga	12/06/16		2	0-0	.000	0-0	.000	0-0	.000	0	0	0	1.3	0	0	0	0	0	1.0	
at AKRON	12/17/16		5	0-0	.000	0-0	.000	0-0	.000	0	0	0	1.0	0	0	0	0	0	0.8	
W.VA. WESLEYAN	12/19/16		6	0-1	.000	0-1	.000	0-0	.000	0	1	1	1.0	0	0	0	1	0	0.6	
at FIU	12/31/16		2	0-1	.000	0-1	.000	0-0	.000	0	1	1	1.0	0	0	0	0	0	0.5	
UTSA	1/26/17		6	1-2	.500	1-2	.500	0-0	.000	0	0	0	0.9	2	0	0	0	3	0.9	
Totals		0	34	2-8	.250	2-8	.250	0-0	.000	1	5	6	0.9	2	0	0	2	0	6	0.9

Games played: 7  
 Minutes/game: 4.9  
 Points/game: 0.9  
 FG Pct: 25.0  
 3FG Pct: 25.0

Rebounds/game: 0.9  
 Blocks/game: 0.3

## KILGORE'S 2016-17 HIGHS

### Points

S: 3, vs. Western Carolina, 11/19/16  
 C: 5, vs. N.C. Central, 12/14/15

### Field Goals Made

S: 1, vs. Western Carolina, 11/19/16  
 C: 2, vs. N.C. Central, 12/14/15

### Field Goals Attempted

S: 2, vs. Western Carolina, 11/19/16  
 C: 4, vs. N.C. Central, 12/14/15

### 3PT Field Goals Made

S: 1, vs. Western Carolina, 11/19/16  
 C: 1, six times

### 3PT Field Goals Attempted

S: 2, vs. Western Carolina, 11/19/16  
 C: 3, vs. N.C. Central, 12/14/15

### Free Throws Made

S: --  
 C: 1, vs. Eastern Kentucky, 12/12/15

### Free Throws Attempted

S: --  
 C: 2, vs. Eastern Kentucky, 12/12/15

### Rebounds

S: 2, twice  
 C: 2, four times

### Assists

S: --  
 C: 1, at Morehead State, 11/24/15

### Turnovers

S: --  
 C: Same

### Blocked Shots

S: 1, twice  
 C: 1, three times

### Steals

S: --  
 C: 1, three times

### Minutes

S: 8, vs. Western Carolina, 11/19/16  
 C: 12, vs. N.C. Central, 12/14/15

	Sea.	Car.
10+ Pts:	--	--
20+ Pts:	--	--
5+ Rebs:	--	--
10+ Rebs:	--	--
5+ Asts:	--	--
Double-D:	--	--

## // CAREER STATS

Season	gp-gs	min/avg	Total		3-Point		F-Throws		Rebounds				Scoring							
			fg-fga	pct	fg-fga	pct	ft-fa	pct	off	def	tot	avg	pf	fo	ast	to	blk	stl	pts	avg
2015-16	14-0	55/3.9	6-14	.429	5-12	.417	1-2	.500	3	3	6	0.4	5	0	1	0	1	3	18	1.3
2016-17	7-0	34/4.9	2-8	.250	2-8	.250	0-0	.000	1	5	6	0.9	2	0	0	0	2	0	6	0.9
TOTAL	21-0	89/4.2	8-22	.364	7-20	.350	1-2	.500	4	8	12	0.6	7	0	1	0	3	3	24	1.1



#5

# KY'RE ALLISON

FRESHMAN | G | 6-2 | 181

PORTSMOUTH, OHIO | PORTSMOUTH HS

## 2016-17 Season Highlights

- Tied a career-high two assists and one steal at Chattanooga (Dec. 6).
- Scored a career-high 14 points from a career-high four three-pointers and going a perfect 2-of-2 from the free throw line at Eastern Kentucky (Dec. 3).
- Became the first freshman to score in double figures since C.J. Burks (March 3, 2015).
- Scored two points from 1-of-2 shooting vs. Ohio (Nov. 30)
- Had a previous career-high six points from a career-high 2-of-5 three pointers. Also had a career-high two assists and one steal.
- Scored his first collegiate field goals (2), grabbed his first collegiate rebound and made his second career steal against Jackson State (Nov. 21).
- Also had his first and-one of the season vs. Jackson State.
- Made first collegiate block vs. Morehead State (Nov. 16).
- Made his collegiate debut vs. N.C. Central (Nov. 12). Collected his first collegiate assist and played a previous season-high 12 minutes against the Eagles.

## ALLISON'S 2016-17 HIGHS

### Points

S: 14, at Eastern Kentucky, 12/3/16  
C: Same

### Field Goals Made

S: 4, at Eastern Kentucky, 12/3/16  
C: Same

### Field Goals Attempted

S: 6, twice  
C: Same

### 3PT Field Goals Made

S: 4, at Eastern Kentucky, 12/3/16  
C: Same

### 3PT Field Goals Attempted

S: 6, at Eastern Kentucky, 12/3/16  
C: Same

### Free Throws Made

S: 2, at Eastern Kentucky, 12/3/16  
C: Same

### Free Throws Attempted

S: 2, twice  
C: Same

### Rebounds

S: 3, at Eastern Kentucky, 12/3/16  
C: Same

### Assists

S: 2, five times  
C: Same

### Turnovers

S: 4, at Ohio State, 11/25/16  
C: Same

### Blocked Shots

S: 1, vs. Morehead State, 11/16/16  
C: Same

### Steals

S: 1, four times  
C: Same

### Minutes

S: 19, at Eastern Kentucky, 12/3/16  
C: Same

## // SEASON STATS

Opponent	Date	gs	min	Total		3-Pointers		Free throws		Rebounds				Scoring						
				fg-fga	pct	3fg-fga	pct	ft-fga	pct	off	def	tot	avg	pf	a	t/o	blk	stl	pts	avg
N.C. CENTRAL	11/12/16	12		0-2	.000	0-2	.000	0-0	.000	0	0	0	0.0	1	1	1	0	0	0	0.0
MOREHEAD STATE	11/16/16	8		0-0	.000	0-0	.000	0-0	.000	0	0	0	0.0	0	1	1	1	0	0	0.0
JACKSON STATE	11/21/16	10		2-4	.500	0-0	.000	1-1	1.000	0	1	1	0.3	1	0	1	0	0	5	1.7
at Ohio State	11/25/16	16		2-6	.333	2-5	.400	0-0	.000	0	0	0	0.3	2	2	4	0	1	6	2.8
OHIO	11/30/16	6		1-2	.500	0-1	.000	0-0	.000	0	0	0	0.2	1	0	1	0	0	2	2.6
at Eastern Kentucky	12/03/16	19		4-6	.667	4-6	.667	2-2	1.000	1	2	3	0.7	5	0	1	0	1	14	4.5
at Chattanooga	12/06/16	11		0-1	.000	0-0	.000	0-0	.000	0	0	0	0.6	5	2	0	0	1	0	3.9
TOLEDO	12/10/16	11		0-2	.000	0-0	.000	0-0	.000	0	0	0	0.5	0	0	0	0	0	0	3.4
at AKRON	12/17/16	2		0-0	.000	0-0	.000	0-0	.000	0	0	0	0.4	0	1	1	0	0	0	3.0
W.VA. WESLEYAN	12/19/16	12		1-5	.200	0-1	.000	1-2	.500	0	1	1	0.5	2	1	2	0	0	3	3.0
at Pitt	12/28/16	7		1-3	.333	0-1	.000	0-0	.000	1	1	2	0.6	2	0	1	0	0	2	2.9
at FIU	12/31/16	9		2-2	1.000	1-1	1.000	0-0	.000	0	1	1	0.7	1	2	0	0	1	5	3.1
at FAU	1/2/2017	11		2-6	.333	1-5	.200	0-0	.000	1	1	2	0.8	3	2	1	0	0	5	3.2
CHARLOTTE	1/7/2017	6		2-3	.667	1-2	.500	0-0	.000	0	1	1	0.8	2	0	0	0	0	5	3.4
at Middle Tennessee	1/12/17	7		1-1	1.000	0-0	.000	0-0	.000	0	0	0	0.7	2	0	2	0	0	2	3.3
at UAB	01/14/17	8		1-2	.500	0-0	.000	0-0	.000	0	0	0	0.7	5	2	1	0	1	2	3.2
WKU	01/21/17	4		0-2	.000	0-2	.000	0-0	.000	0	0	0	0.6	0	0	1	0	0	0	3.0
Totals		0	159	19-47	.404	9-26	.346	4-5	.800	3	8	11	0.6	32	14	18	1	5	51	3.0

Games played: 17  
Minutes/game: 9.4  
Points/game: 3.0  
FG Pct: 40.4  
3FG Pct: 34.6  
FT Pct: 80.0

Rebounds/game: 0.6  
Assists/game: 0.8  
Turnovers/game: 1.1  
Assist/turnover ratio: 0.8  
Steals/game: 0.3  
Blocks/game: 0.1

	Sea.	Car.
10+ Pts:	1	1
20+ Pts:	--	--
5+ Assists:	--	--
10+ Assists:	--	--
5+ Asts:	--	--
Double-D:	--	--

## // CAREER STATS

Season	gp-gs	min/avg	Total		3-Point		F-Throws		Rebounds				Scoring							
			fg-fga	pct	fg-fga	pct	ft-fga	pct	off	def	tot	avg	pf	fo	ast	to	blk	stl	pts	avg
2016-17	17-0	159/9.4	19-47	.404	9-26	.346	4-5	.800	3	8	11	0.6	32	3	14	18	1	5	51	3.0
TOTAL	17-0	159/9.4	19-47	.404	9-26	.346	4-5	.800	3	8	11	0.6	32	3	14	18	1	5	51	3.0



# 11

# AJDIN PENAVA

SOPHOMORE | F | 6-9 | 222

SARAJEVO, BOSNIA AND HERZEGOVINA | FIFTH HS

## 2016-17 Season Highlights

- Scored 12 points and pulled down seven rebounds against La. Tech (Feb. 4).
- Made the game-winning basket against Old Dominion (Jan. 5).
- Had career-highs in points (20), blocks (five) and assists (two) at FIU (Dec. 31), while he tied a career-high eight rebounds.
- He became the first Marshall player to have at least five blocks since Nigel Spikes (2009-13) had nine vs. UCF (Feb. 2, 2012).
- Pulled down a career-high eight rebounds, while scoring nine points, making two blocks and collecting a steal at No. 24 Cincinnati (Dec. 22).
- Went 3-of-4 from the field and grabbed five rebounds vs. Toledo (Dec. 10). His one block and one steal was his second time to do both in a single game this season.
- Scored nine points, while also grabbing three rebounds and collected one assist at Chattanooga (Dec. 6).
- Grabbed a career-high six rebounds at Eastern Kentucky (Dec. 3), while also scoring nine points from 3-of-4 shooting from the field.
- Scored a season-high 10 points from a career-high four FGs made from six attempts. It was his first time to score in double-figures since against James Madison (Dec. 6, 2015).
- Made his first three-pointer of the season vs. Jackson State (Nov. 21).
- Set career-highs with nine free throws and 12 free throw attempts vs. Morehead State (Nov. 16). Those nine points were the most since his 12 against James Madison (Dec. 6, 2015).
- Made Marshall's first dunk of the 2016-17 season vs. N.C. Central (Nov. 12).
- His 14 starts are a career-high.

## // SEASON STATS

Opponent	Date	gs	min	Total		3-Pointers		Free throws		Rebounds				Scoring					pts	avg
				fg-fga	pct	3fg-fga	pct	ft-fa	pct	off	def	tot	avg	pf	a	t/o	blk	stl		
N.C. CENTRAL	11/12/16	12	3-7	.429	0-0	.000	0-0	.000	1	1	2	2.0	2	0	0	1	0	6	6.0	
MOREHEAD STATE	11/16/16	18	0-2	.000	0-1	.000	9-12	.750	2	1	3	2.5	2	0	3	2	0	9	7.5	
WESTERN CAROLINA	11/19/16	17	2-3	.667	0-0	.000	2-4	.500	1	2	3	2.7	0	1	1	0	0	6	7.0	
JACKSON STATE	11/21/16	11	1-4	.250	1-3	.333	0-0	.000	0	0	0	2.0	3	0	1	1	1	3	6.0	
at Ohio State	11/25/16	9	2-3	.667	0-0	.000	0-0	.000	0	0	0	1.6	4	0	0	0	0	4	5.6	
OHIO	11/30/16	* 12	4-6	.667	0-2	.000	2-2	1.000	2	0	2	1.7	4	1	2	1	0	10	6.3	
at Eastern Kentucky	12/03/16	* 17	3-4	.750	1-2	.500	2-5	.400	2	4	6	2.3	4	1	0	0	0	9	6.7	
at Chattanooga	12/06/16	* 13	3-4	.750	1-2	.500	2-2	1.000	0	3	3	2.4	5	1	0	0	0	9	7.0	
TOLEDO	12/10/16	* 16	3-4	.750	0-1	.000	0-0	.000	1	4	5	2.7	5	1	3	1	1	6	6.9	
at AKRON	12/17/16	* 17	2-2	1.000	0-0	.000	1-2	.500	0	1	1	2.5	5	1	3	0	0	5	6.7	
W.VA. WESLEYAN	12/19/16	* 10	1-1	1.000	0-0	.000	1-1	1.000	0	3	3	2.5	2	0	0	0	1	3	6.4	
at Cincinnati	12/22/16	* 30	3-8	.375	1-3	.333	2-2	1.000	3	5	8	3.0	3	0	4	2	1	9	6.6	
at Pitt	12/28/16	* 17	2-3	.667	0-1	.000	0-0	.000	0	4	4	3.1	5	1	0	0	1	4	6.4	
at FIU	12/31/16	* 30	7-9	.778	0-1	.000	6-6	1.000	2	6	8	3.4	4	2	2	5	0	20	7.4	
at FAU	1/2/2017	* 14	1-4	.250	0-0	.000	0-0	.000	0	3	3	3.4	5	1	1	1	0	2	7.0	
OLD DOMINION	1/5/2017	* 16	2-5	.400	0-0	.000	0-0	.000	1	2	3	3.4	4	0	0	1	1	4	6.8	
CHARLOTTE	1/7/2017	* 21	3-5	.600	1-2	.500	0-0	.000	3	3	6	3.5	3	1	0	2	0	7	6.8	
at Middle Tennessee	1/12/17	* 12	1-2	.500	1-1	1.000	0-0	.000	0	2	2	3.4	4	0	2	0	0	3	6.6	
at UAB	01/14/17	* 10	0-5	.000	0-1	.000	0-0	.000	1	2	3	3.4	2	0	3	1	0	0	6.3	
WKU	01/21/17	13	2-4	.500	1-2	.500	0-0	.000	0	4	4	3.5	5	1	0	2	0	5	6.2	
UTSA	1/26/17	15	4-5	.800	0-1	.000	2-2	1.000	0	5	5	3.5	2	0	1	3	0	10	6.4	
UTEP	1/28/17	15	0-3	.000	0-2	.000	2-2	1.000	0	1	1	3.4	4	0	0	0	0	2	6.2	
at Southern Miss	02/02/17	6	0-0	.000	0-0	.000	0-0	.000	0	2	2	3.3	4	0	1	0	0	0	5.9	
at LA Tech	2/4/17	21	4-8	.500	1-2	.500	3-4	.750	2	5	7	3.5	4	1	0	2	3	12	6.2	
Totals		14	372	53-101	.525	8-27	.296	34-44	.773	21	63	84	3.5	85	13	27	25	9	148	6.2

Games played: 24  
 Minutes/game: 15.5  
 Points/game: 6.2  
 FG Pct: 52.5  
 3FG Pct: 29.6  
 FT Pct: 77.3

Rebounds/game: 3.5  
 Assists/game: 0.5  
 Turnovers/game: 1.1  
 Assist/turnover ratio: 0.5  
 Steals/game: 0.4  
 Blocks/game: 1.0

## // CAREER STATS

Season	gp-gs	min/avg	Total		3-Point		F-Throws		Rebounds				Scoring							
			fg-fga	pct	fg-fga	pct	ft-fa	pct	off	def	tot	avg	pf	fo	ast	to	blk	stl	pts	avg
2015-16	18-1	109/6.1	12-31	.387	2-14	.143	9-13	.692	4	14	18	1.0	35	1	5	7	8	1	35	1.9
2016-17	24-14	372/15.5	53-101	.525	8-27	.296	34-44	.773	21	63	84	3.5	85	6	13	27	25	9	148	6.2
TOTAL	42-15	481/11.5	65-132	.492	10-41	.244	43-57	.754	25	77	102	2.4	120	7	18	34	33	10	183	4.4

## PENAVA'S 2016-17 HIGHS

**Points**  
 S: 20, at FIU, 12/31/16  
 C: Same

**Field Goals Made**  
 S: 7, at FIU, 12/31/16  
 C: Same

**Field Goals Attempted**  
 S: 9, at FIU, 12/31/16  
 C: Same

**3PT Field Goals Made**  
 S: 1, seven times  
 C: 1, nine times

**3PT Field Goals Attempted**  
 S: 3, twice  
 C: 4, at James Madison, 12/6/15

**Free Throws Made**  
 S: 9, vs. Morehead State, 11/16/16  
 C: Same

**Free Throws Attempted**  
 S: 12, vs. Morehead State, 11/16/16  
 C: Same

**Rebounds**  
 S: 8, twice  
 C: Same

**Assists**  
 S: 2, at FIU, 12/31/16  
 C: Same

**Turnovers**  
 S: 4, at No. 24 Cincinnati  
 C: Same

**Blocked Shots**  
 S: 5, at FIU, 12/31/16  
 C: Same

**Steals**  
 S: 3, at La. Tech, 2/4/17  
 C: Same

**Minutes**  
 S: 30, twice  
 C: Same

	Sea.	Car.
10+ Pts:	4	5
20+ Pts:	1	1
5+ Rebs:	7	8
10+ Rebs:	--	--
5+ Asts:	--	--
5+ Blks:	1	1
Double-D:	--	--



# #14

## C.J. BURKS

SOPHOMORE | G | 6-3 | 203

MARTINSBURG, W.VA. | HEDGESVILLE HS

### 2016-17 Season Highlights

- His 14 points against La. Tech (Feb. 4) came from 5-of-11 shooting and 1-of-3 from three-point land. Also pulled down three rebounds and made 3-of-3 free throws.
- Scored 15 points, pulled down five rebounds and dished out four assists against Old Dominion (Jan. 5). Also made the game-winning assist when he found Ajdin Penava alayup.
- His 25 points at Pittsburgh (Dec. 28) were a career-high. They came from a career-high five three-pointers and a season-high seven FGs. His six free throws made and tied a career-high. Added four rebounds and four assists as well.
- Scored a 14 points at No. 24 Cincinnati (Dec. 22). Also pulled down a career-high six rebounds, made two steals and dished out two assists in a season-high 29 minutes of play.
- Made his season debut vs. West Virginia Wesleyan. During his debut, he scored 11 points from 4-of-8 FGs and 1-of-5 three-pointers. One of his FGs was a dunk. He also dished out a team-high five assists and pulled down two rebounds.
- It was his first time to score at least 10 points since March 5 vs. Southern Miss (18).

### // SEASON STATS

Opponent	Date	gs	min	Total		3-Pointers		Free throws		Rebounds				pf	a	t/o	blk	stl	pts	avg
				fg-fga	pct	3fg-fga	pct	ft-fa	pct	off	def	tot	avg							
W.VA. WESLEYAN	12/19/16	25	4-8	.500	1-5	.200	2-2	1.000	0	2	2	2.0	3	5	3	0	0	11	11.0	
at Cincinnati	12/22/16	29	5-9	.556	2-2	1.000	2-2	1.000	0	6	6	4.0	3	2	2	0	2	14	12.5	
at Pitt	12/28/16	32	7-10	.700	5-7	.714	6-6	1.000	0	4	4	4.0	3	4	2	0	0	25	16.7	
at FIU	12/31/16	22	3-7	.429	1-2	.500	2-2	1.000	0	2	2	3.5	3	3	4	0	1	9	14.8	
at FAU	1/2/2017	27	2-6	.333	0-1	.000	0-2	.000	1	1	2	3.2	1	1	2	0	0	4	12.6	
OLD DOMINION	1/5/2017	33	5-9	.556	0-1	.000	5-9	.556	2	3	5	3.5	2	4	1	0	0	15	13.0	
CHARLOTTE	1/7/2017	22	3-6	.500	1-1	1.000	0-0	.000	1	1	2	3.3	1	1	3	0	0	7	12.1	
at Middle Tennessee	1/12/17	24	3-9	.333	0-3	.000	3-3	1.000	0	0	0	2.9	1	1	3	1	3	9	11.8	
at UAB	01/14/17	24	3-12	.250	1-5	.200	5-6	.833	2	3	5	3.1	3	0	0	0	0	12	11.8	
WKU	01/21/17	23	2-5	.400	1-4	.250	0-0	.000	0	2	2	3.0	0	6	1	1	1	5	11.1	
UTSA	1/26/17	24	2-6	.333	1-2	.500	0-0	.000	0	3	3	3.0	2	2	3	0	1	5	10.5	
UTEP	1/28/17	26	2-10	.200	1-4	.250	1-2	.500	0	1	1	2.8	3	2	2	0	1	6	10.2	
at Southern Miss	02/02/17	29	1-6	.167	1-2	.500	2-3	.667	0	1	1	2.7	3	2	1	0	0	5	9.8	
at LA Tech	2/4/17	23	5-11	.455	1-3	.333	3-3	1.000	0	3	3	2.7	3	1	3	0	0	14	10.1	
Totals		0	363	47-114	.412	16-42	.381	31-40	.775	6	32	38	2.7	31	34	30	2	9	141	10.1

Games played: 14  
 Minutes/game: 25.9  
 Points/game: 10.1  
 FG Pct: 41.2  
 3FG Pct: 38.1  
 FT Pct: 77.5

Rebounds/game: 2.7  
 Assists/game: 2.4  
 Turnovers/game: 2.1  
 Assist/turnover ratio: 1.1  
 Steals/game: 0.6  
 Blocks/game: 0.1

### BURKS' 2016-17 HIGHS

#### Points

S: 25, at Pittsburgh, 12/28/16  
 C: Same

#### Field Goals Made

S: 7, at Pittsburgh, 12/28/16  
 C: 9, at Ohio, 12/1/15

#### Field Goals Attempted

S: 12, at UAB, 1/14/17  
 C: 17, at Ohio, 12/1/15

#### 3PT Field Goals Made

S: 5, at Pittsburgh, 12/28/16  
 C: Same

#### 3PT Field Goals Attempted

S: 7, at Pittsburgh, 12/28/16  
 C: Same

#### Free Throws Made

S: 6, at Pittsburgh, 12/28/16  
 C: Same

#### Free Throws Attempted

S: 9, vs. ODU, 1/5/17  
 C: Same

#### Rebounds

S: 6, at No. 24 Cincinnati, 12/22/16  
 C: Same

#### Assists

S: 6, vs. WKU, 1/21/17  
 C: Same

#### Turnovers

S: 4, at FIU, 12/31/16  
 C: Same

#### Blocked Shots

S: 1, twice  
 C: 1, four times

#### Steals

S: 3, at Middle Tennessee, 1/12/17  
 C: Same

#### Minutes

S: 33, vs. Old Dominion, 1/5/17  
 C: 39, vs. Eastern Illinois, 12/9/15

	Sea.	Car.
10+ Pts:	6	20
20+ Pts:	1	2
5+ Rebs:	3	6
10+ Rebs:	--	--
5+ Asts:	2	3
Double-D:	--	--

### // CAREER STATS

Season	gp-gs	min/avg	Total		3-Point		F-Throws		Rebounds				Scoring							
			fg-fga	pct	fg-fga	pct	ft-fa	pct	off	def	tot	avg	pf	fo	ast	to	blk	stl	pts	avg
2015-16	33-4	742/22.5	111-232	.478	34-105	.324	34-48	.708	16	50	66	2.0	52	0	61	37	2	32	290	8.8
2016-17	14-0	363/25.9	47-114	.412	16-42	.381	31-40	.775	6	32	38	2.7	31	0	34	30	2	9	141	10.1
TOTAL	47-4	1105/23.5	158-346	.457	50-147	.340	65-88	.739	22	82	104	2.2	83	0	95	67	4	41	431	9.2



#21

# ALEKSA NIKOLIC

SOPHOMORE | G | 6-6.5 | 221

PANCEVO, SERBIA | ELECTRO-TECH SCHOOL

## 2016-17 Season Highlights

- His 13 points vs. West Virginia Wesleyan (Dec. 19) marked the first time he scored double-figure points since he scored 11 at Charlotte on March 7, 2015. His 13 points came from a season-high six FGs. His three steals were a season-high, while his two blocks were a career-high. He also grabbed six rebounds and collected two assists.
- Scored a season-high eight points and pulled down a career-tying eight rebounds at Akron (Dec. 17)
- His eight rebounds vs. Toledo (Dec. 10) tied a career-high, while his 34 minutes of action was a season-high.
- Made a season-high two three-pointers to give himself six points at Chattanooga (Dec. 6). His two three-pointers also tied a career-high. He also added an assist and steal.
- Had six points and pulled seven rebounds vs. Ohio (Nov. 25). His six points tied a season-high and came from 3-of-6 from the field. Added two assists.
- Made his first start of the 2016-17 season at Ohio State (Nov. 25) in which he grabbed two rebounds.
- Had two dunks, a previous season-high six boards and went a perfect 2-of-2 from the free throw line, while scoring a season-high six points against Jackson State (Nov. 21).
- Scored two points, pulled down five rebounds and played 20 minutes against Morehead State (Nov. 16).
- Dunked vs. Western Carolina (Nov. 19) and scored eight points.

## // SEASON STATS

Opponent	Date	gs	min	Total		3-Pointers		Free throws		Rebounds							pts	avg		
				fg-fga	pct	3fg-fga	pct	ft-fa	pct	off	def	tot	avg	pf	a	t/o			blk	stl
N.C. CENTRAL	11/12/16	16		0-1	.000	0-0	.000	0-0	.000	0	2	2	2.0	2	0	1	0	1	0	0.0
MOREHEAD STATE	11/16/16	20		1-3	.333	0-0	.000	0-0	.000	0	5	5	3.5	0	0	0	0	1	2	1.0
WESTERN CAROLINA	11/19/16	16		4-4	1.000	0-0	.000	0-0	.000	0	3	3	3.3	0	2	0	0	0	8	3.3
JACKSON STATE	11/21/16	24		2-2	1.000	0-0	.000	2-2	1.000	1	5	6	4.0	2	0	0	1	1	6	4.0
at Ohio State	11/25/16	*	19	0-2	.000	0-1	.000	0-2	.000	1	1	2	3.6	1	0	0	0	0	3.2	
OHIO	11/30/16	24		3-6	.500	0-2	.000	0-0	.000	0	7	7	4.2	2	2	1	0	0	6	3.7
at Eastern Kentucky	12/03/16	19		0-1	.000	0-1	.000	0-0	.000	2	4	6	4.4	2	1	1	0	1	0	3.1
at Chattanooga	12/06/16	19		2-4	.500	2-4	.500	0-0	.000	0	1	1	4.0	3	1	2	0	0	6	3.5
TOLEDO	12/10/16	34		2-2	1.000	0-0	.000	0-1	.000	3	5	8	4.4	3	5	2	0	1	4	3.6
at AKRON	12/17/16	*	29	4-6	.667	0-0	.000	0-0	.000	2	6	8	4.8	1	4	1	0	1	8	4.0
W.VA. WESLEYAN	12/19/16	*	23	6-9	.667	1-2	.500	0-0	.000	1	5	6	4.9	2	2	3	2	3	13	4.8
at Cincinnati	12/22/16	13		0-2	.000	0-0	.000	0-0	.000	0	1	1	4.6	0	2	1	0	0	0	4.4
at Pitt	12/28/16	6		0-1	.000	0-0	.000	0-0	.000	0	1	1	4.3	0	0	1	0	0	0	4.1
at FIU	12/31/16	3		0-0	.000	0-0	.000	0-0	.000	0	0	0	4.0	0	0	1	0	0	0	3.8
at FAU	1/2/2017	2		0-0	.000	0-0	.000	0-0	.000	0	0	0	3.7	0	0	0	0	0	0	3.5
CHARLOTTE	1/7/2017	11		1-3	.333	0-0	.000	0-0	.000	1	1	2	3.6	3	1	1	1	1	2	3.4
at Middle Tennessee	1/12/17	4		0-2	.000	0-0	.000	0-0	.000	0	0	0	3.4	0	0	0	0	2	0	3.2
WKU	01/21/17	4		0-1	.000	0-1	.000	0-0	.000	0	0	0	3.2	1	0	0	0	0	0	3.1
UTSA	1/26/17	9		1-1	1.000	0-0	.000	0-0	.000	0	1	1	3.1	1	0	0	0	1	2	3.0
Totals		3	295	26-50	.520	3-11	.273	2-5	.400	11	48	59	3.1	23	20	15	4	13	57	3.0

Games played: 19  
 Minutes/game: 15.5  
 Points/game: 3.0  
 FG Pct: 52.0  
 3FG Pct: 27.3  
 FT Pct: 40.0

Rebounds/game: 3.1  
 Assists/game: 1.1  
 Turnovers/game: 0.8  
 Assist/turnover ratio: 1.3  
 Steals/game: 0.7  
 Blocks/game: 0.2

## NIKOLIC'S 2016-17 HIGHS

### Points

S: 13, vs. West Virginia Wesleyan, 12/19/16  
 C: 15, twice

### Field Goals Made

S: 6, vs. West Virginia Wesleyan, 12/19/16  
 C: 7, at Florida Atlantic, 1/17/15

### Field Goals Attempted

S: 9, vs. West Virginia Wesleyan, 12/19/16  
 C: 16, vs. North Texas, 2/7/15

### 3PT Field Goals Made

S: 2, at Chattanooga, 12/6/16  
 C: 2, four times

### 3PT Field Goals Attempted

S: 4, at Chattanooga, 12/6/16  
 C: 5, vs. North Texas, 2/7/15

### Free Throws Made

S: 2, vs. Jackson State, 11/21/16  
 C: 3, twice

### Free Throws Attempted

S: 2, twice  
 C: 4, twice

### Rebounds

S: 8, twice  
 C: 8, five times

### Assists

S: 5, vs. Toledo 12/10/16  
 C: 9, vs. WKU, 2/14/15

### Turnovers

S: 3, vs. W.Va. Wesleyan, 12/19/16  
 C: 6, at Akron, 12/30/14

### Blocked Shots

S: 2, vs. West Virginia Wesleyan, 12/19/16  
 C: Same

### Steals

S: 3, vs. West Virginia Wesleyan, 12/19/16  
 C: 4, at Akron, 12/30/14

### Minutes

S: 34, vs. Toledo, 12/10/16  
 C: 38, at Florida Atlantic, 1/17/15

	Sea.	Car.
10+ Pts:	1	8
20+ Pts:	--	--
5+ Rebs:	7	20
10+ Rebs:	--	--
5+ Asts:	1	11
Double-D:	--	--

## // CAREER STATS

Season	gp-gs	min/avg	Total		3-Point		F-Throws		Rebounds				Scoring							
			fg-fga	pct	fg-fga	pct	ft-fa	pct	off	def	tot	avg	pf	fo	ast	to	blk	stl	pts	avg
2014-15	32-25	833/26.0	63-225	.280	13-64	.203	20-28	.714	21	110	131	4.1	63	2	111	95	4	34	159	5.0
2015-16	2-1	22/11.0	0-6	.000	0-1	.000	1-2	.500	0	2	2	1.0	6	0	1	4	0	1	1	0.5
2016-17	19-3	295/15.5	26-50	.520	3-11	.273	2-5	.400	11	48	59	3.1	23	0	20	15	4	13	57	3.0
TOTAL	53-29	1150/21.7	89-281	.317	16-76	.211	23-35	.657	32	160	192	3.6	92	2	132	114	8	48	217	4.1



#24

# OT ELMORE

JUNIOR | G | 6-2 | 197

CHARLESTON, W.VA. | TEXAS RIO GRANDE

## 2016-17 Season Highlights

- Made his Marshall debut vs. Western Carolina (Nov. 11).
- Saw action at Ohio State (Nov. 25).
- Played a season-high six minutes vs. West Virginia Wesleyan (Dec. 19).
- Scored his first points for Marshall against UTSA (Jan. 26).

## ELMORE'S 2016-17 HIGHS

### Points

S: 6, vs. UTSA, 1/26/17  
C: Same

### Field Goals Made

S: 2, vs. UTSA, 1/26/17  
C: Same

### Field Goals Attempted

S: 4, twice  
C: Same

### 3PT Field Goals Made

S: 2, vs. UTSA, 1/26/17  
C: Same

### 3PT Field Goals Attempted

S: 4, vs. UTSA, 1/26/17  
C: Same

### Free Throws Made

S: --  
C: Same

### Free Throws Attempted

S: --  
C: Same

### Rebounds

S: --  
C: Same

### Assists

S: --  
C: Same

### Turnovers

S: --  
C: Same

### Blocked Shots

S: --  
C: Same

### Steals

S: --  
C: Same

### Minutes

S: 6, vs. West Virginia Wesleyan, 12/19/16  
C: Same

## // SEASON STATS

Opponent	Date	gs	min	Total		3-Pointers		Free throws		Rebounds				pf	a	t/o	blk	stl	pts	avg
				fg-fga	pct	3fg-fga	pct	ft-fga	pct	off	def	tot	avg							
WESTERN CAROLINA	11/19/16	3		0-1	.000	0-1	.000	0-0	.000	0	0	0	0.0	0	0	0	0	0	0	0.0
at Ohio State	11/25/16	2		0-0	.000	0-0	.000	0-0	.000	0	0	0	0.0	0	0	0	0	0	0	0.0
W.VA. WESLEYAN	12/19/16	6		0-4	.000	0-2	.000	0-0	.000	0	0	0	0.0	0	0	0	0	0	0	0.0
at FIU	12/31/16	2		0-2	.000	0-2	.000	0-0	.000	0	0	0	0.0	0	0	0	0	0	0	0.0
UTSA	1/26/17	6		2-4	.500	2-4	.500	0-0	.000	0	0	0	0.0	1	0	0	0	1	6	1.2
Totals		0	19	2-11	.182	2-9	.222	0-0	.000	0	0	0	0.0	1	0	0	0	1	6	1.2

Games played: 5

Minutes/game: 3.8

Points/game: 1.2

FG Pct: 18.2

3FG Pct: 22.2

Steals/game: 0.2

## // CAREER STATS

Season	gp-gs	min/avg	Total		3-Point		F-Throws		Rebounds				pf	fo	ast	to	blk	stl	Scoring	
			fg-fga	pct	fg-fga	pct	ft-fga	pct	off	def	tot	avg							pts	avg
2016-17	5-0	19/3.8	2-11	.182	2-9	.222	0-0	.000	0	0	0	0.0	1	0	0	0	0	1	6	1.2
TOTAL	5-0	19/3.8	2-11	.182	2-9	.222	0-0	.000	0	0	0	0.0	1	0	0	0	0	1	6	1.2



#25

# RYAN TAYLOR

SENIOR | F | 6-5 | 249

INDIANAPOLIS, IND. | HARGRAVE MILITARY ACADEMY [VA.]

## 2016-17 Season Highlights

- Oscar Robertson National Player of the Week for the week of Jan. 9.
- Preseason All-Conference USA selection.
- C-USA Player of the Week for the week of Jan. 9.
- Has a Conference USA-leading 35 career double-doubles.
- Is tied for No. 3 all-time in C-USA double-doubles.
- The lone player in program history to have at least 1,500 points, 800 rebounds and 200 assists.
- The fourth player in Herd history to record at least 1,500 points/800 rebounds for his career.
- The sixth player in Marshall history to record at least 1,300 points/700 rebounds for his career.
- His 18 points and 10 rebounds UAB (Jan. 14) helped Taylor collect his 34th career double-double
- Collected his third straight double-double from 14 rebounds and 24 points against Charlotte (Jan. 7). Added three assists, one block and two steals.
- His double-double at FAU (Jan. 2) came from a career-high 31 points and 13 rebounds. Also added two assists, two steals and one block.
- Had his second consecutive double-double against Old Dominion (Jan. 5) from 21 points and a season-tying 13 rebounds. His five blocks were a career-high.
- Scored 22 points and grabbed 11 rebounds at Pittsburgh (Dec. 28)
- In 27 minutes of play at No. 24 Cincinnati (Dec. 22) he scored 14 points, pulled down five boards, collected three assists and made one steal.
- Scored 16 points, pulled down five rebounds and made a career-high four blocks vs. Toledo (Dec. 10). His 16 points came from a season-high seven made FGs and two 3-pointers.
- Scored 15 points, six of which came from a season-high three dunks, made two blocks, collected one assist and pulled down eight rebounds at Chattanooga (Dec. 6).
- Scored 19 points at Eastern Kentucky (Dec. 3), while also grabbing six rebounds and dishing out four assists.
- Had his second double-double of the 2016-17 season vs. Ohio (Nov. 30) with 17 points and 11 rebounds. Also tied a previous career-high three blocks.
- Collected a double-double vs. Morehead State (Nov. 11) with 13 points and 10 rebounds.
- Scored eight points, grabbed six rebounds and dished out five assists in 23 minutes of play vs. Western Carolina (Nov. 19).
- From Nov. 12-19 he collected at least five assists in two of three games, which was a career first.
- His 38 blocks are a career-high in a single season.

## // SEASON STATS

Opponent	Date	gs	min	Total		3-Pointers		Free throws		Rebounds				pts	avg						
				fg-fga	pct	3fg-fga	pct	ft-fga	pct	off	def	tot	avg			pf	a	t/o	blk	stl	
N.C. CENTRAL	11/12/16	*	32	3-4	.750	1-1	1.000	5-10	.500	0	6	6	6.0	3	5	5	3	0	12	12.0	
MOREHEAD STATE	11/16/16	*	26	5-10	.500	0-1	.000	3-4	.750	3	7	10	8.0	2	1	5	2	0	13	12.5	
WESTERN CAROLINA	11/19/16	*	23	3-9	.333	0-2	.000	2-3	.667	2	4	6	7.3	2	5	2	2	0	8	11.0	
JACKSON STATE	11/21/16	*	9	0-1	.000	0-1	.000	0-0	.000	1	1	2	6.0	5	0	1	1	1	0	8.3	
OHIO	11/30/16	*	37	6-18	.333	0-6	.000	5-8	.625	3	8	11	7.0	3	3	1	3	0	17	10.0	
at Eastern Kentucky	12/03/16	*	30	5-16	.313	0-3	.000	9-12	.750	0	6	6	6.8	4	4	2	0	1	19	11.5	
at Chattanooga	12/06/16	*	38	6-11	.545	0-1	.000	3-6	.500	4	4	8	7.0	4	1	2	2	0	15	12.0	
TOLEDO	12/10/16	*	21	7-10	.700	2-4	.500	0-2	.000	0	5	5	6.8	5	0	0	4	1	16	12.5	
at Cincinnati	12/22/16	*	27	4-10	.400	2-3	.667	4-4	1.000	2	3	5	6.6	5	3	1	0	1	14	12.7	
at Pitt	12/28/16	*	24	9-14	.643	1-2	.500	3-5	.600	4	7	11	7.0	4	3	4	1	0	22	13.6	
at FIU	12/31/16	*	28	3-4	.750	0-0	.000	0-1	.000	0	7	7	7.0	3	4	2	1	1	6	12.9	
at FAU	1/2/2017	*	35	13-20	.650	1-2	.500	4-10	.400	4	9	13	7.5	3	2	2	1	2	31	14.4	
OLD DOMINION	1/5/2017	*	33	7-13	.538	0-2	.000	7-8	.875	3	10	13	7.9	5	1	7	5	0	21	14.9	
CHARLOTTE	1/7/2017	*	33	9-14	.643	2-3	.667	4-7	.571	2	12	14	8.4	1	3	5	1	2	24	15.6	
at Middle Tennessee	1/12/17	*	32	6-13	.462	0-1	.000	0-1	.000	1	7	8	8.3	4	1	1	0	1	12	15.3	
at UAB	01/14/17	*	35	6-9	.667	1-2	.500	5-6	.833	2	8	10	8.4	4	3	2	2	2	18	15.5	
WKU	01/21/17	*	34	3-7	.429	1-3	.333	1-3	.333	2	8	10	8.5	2	2	0	2	0	8	15.1	
UTSA	1/26/17	*	26	5-9	.556	1-3	.333	1-4	.250	0	9	9	8.6	3	3	2	2	0	12	14.9	
UTEP	1/28/17	*	22	5-8	.625	0-1	.000	4-5	.800	2	6	8	8.5	5	1	1	2	0	14	14.8	
at Southern Miss	02/02/17	*	25	5-9	.556	0-2	.000	1-2	.500	3	7	10	8.6	5	1	1	2	0	11	14.7	
at LA Tech	2/4/17	*	27	4-14	.286	0-2	.000	6-7	.857	3	4	7	8.5	4	5	3	2	0	14	14.6	
Totals			21	597	114-223	.511	12-45	.267	67-108	.620	41	138	179	8.5	76	51	49	38	12	307	14.6

Games played: 21  
 Minutes/game: 28.4  
 Points/game: 14.6  
 FG Pct: 51.1  
 3FG Pct: 26.7  
 FT Pct: 62.0

Rebounds/game: 8.5  
 Assists/game: 2.4  
 Turnovers/game: 2.3  
 Assist/turnover ratio: 1.0  
 Steals/game: 0.6  
 Blocks/game: 1.8

## TAYLOR'S 2016-17 HIGHS

### Points

S: 31, at Florida Atlantic, 1/2/17  
 C: Same

### Field Goals Made

S: 13, at Florida Atlantic, 1/2/17  
 C: Same

### Field Goals Attempted

S: 20, at Florida Atlantic, 1/2/17  
 C: 20, twice

### 3PT Field Goals Made

S: 2, three times  
 C: 3, four times

### 3PT Field Goals Attempted

S: 6, vs. Ohio, 11/30/16  
 C: 8, at Arkansas State, 12/20/14

### Free Throws Made

S: 9, at Eastern Kentucky, 12/3/16  
 C: 11 vs. No. 20 West Virginia, 12/17/15

### Free Throws Attempted

S: 12, at Eastern Kentucky, 12/3/16  
 C: 17, at No. 7 Louisville, 11/21/14

### Rebounds

S: 14, vs. Charlotte, 1/7/17  
 C: 18, at No. 7 Louisville, 11/21/14

### Assists

S: 5, three times  
 C: 8, twice

### Turnovers

S: 7, vs. Old Dominion, 1/5/17  
 C: 8, vs. Old Dominion, 1/8/15

### Blocked Shots

S: 5, vs. Old Dominion, 1/5/17  
 C: Same

### Steals

S: 2, three times  
 C: 4, at FIU, 1/15/15

### Minutes

S: 38, at Chattanooga, 12/6/16  
 C: Same

	Sea.	Car.
10+ Pts:	17	90
20+ Pts:	4	16
30+ Pts:	1	1
5+ Rebs:	20	96
10+ Rebs:	9	36
5+ Asts:	3	15
Double-D:	8	35

## // CAREER STATS

Season	gp-gs	min/avg	Total		3-Point		F-Throws		Rebounds				Scoring							
			fg-fga	pct	fg-fga	pct	ft-fga	pct	off	def	tot	avg	pf	fo	ast	to	blk	stl	pts	avg
2013-14	31-29	796/25.7	136-286	.476	19-66	.288	106-151	.702	62	162	224	7.2	111	9	30	57	19	22	397	12.8
2014-15	32-32	920/28.8	152-359	.423	28-102	.275	118-169	.698	60	215	275	8.6	100	5	90	88	25	28	450	14.1
2015-16	33-33	881/26.7	168-303	.554	22-67	.328	112-173	.647	66	152	218	6.6	124	14	99	80	25	35	470	14.2
2016-17	21-21	597/28.4	114-223	.511	12-45	.267	67-108	.620	41	138	179	8.5	76	7	51	49	38	12	307	14.6
TOTAL	117-115	3194/27.3	570-1171	.487	81-280	.289	403-601	.671	229	667	896	7.7	411	35	270	274	107	97	1624	13.9



# 32

# PHIL BLEDSOE

FRESHMAN | F/G | 6-6 | 224

WHEELING, W.VA. | WHEELING PARK HS

## 2016-17 Season Highlights

- His six rebounds against West Virginia Wesleyan (Dec. 19) were a career-high. His five points came from 2-of-5 FGs and dished out his two assists. Those assists were his first career dimes.
- Tied a career-high with seven points against Toledo (Dec. 10). They came from one 3-pointer made (ties a career-high) and two FGs (ties a career-high), one of which was his first career dunk.
- Scored three points from his lone three-pointer of the game at Chattanooga (Dec. 6).
- Tied a career-high with five rebounds at Ohio State (Nov. 25), while scoring five points, collecting his second three-pointer of the year and going a career-high 2-of-6 from the field.
- Had career-highs in points (seven), rebounds (five) and minutes (21) vs. Jackson State (Nov. 21). Went from 5-of-8 from the free throw line and made one FG.
- Scored his first three-pointer, collected his first field goal, made four rebounds and a steal in 10 minutes of play vs. Western Carolina (Nov. 19).
- Made his collegiate debut and scored his first collegiate points vs. Morehead State (Nov. 16).

## // SEASON STATS

Opponent	Date	gs	min	Total		3-Pointers		Free throws		Rebounds				pf	a	t/o	blk	stl	pts	avg
				fg-fga	pct	3fg-fga	pct	ft-fa	pct	off	def	tot	avg							
MOREHEAD STATE	11/16/16	4	0-0	.000	0-0	.000	2-2	1.000	0	1	1	1.0	0	0	0	0	0	2	2.0	
WESTERN CAROLINA	11/19/16	10	1-4	.250	1-1	1.000	2-2	1.000	2	2	4	2.5	1	0	0	0	1	5	3.5	
JACKSON STATE	11/21/16	21	1-2	.500	0-0	.000	5-8	.625	3	2	5	3.3	1	0	0	0	0	7	4.7	
at Ohio State	11/25/16	16	2-6	.333	1-2	.500	0-0	.000	1	4	5	3.8	2	0	1	0	0	5	4.8	
OHIO	11/30/16	2	0-0	.000	0-0	.000	0-2	.000	0	0	0	3.0	0	0	0	0	0	0	3.8	
at Chattanooga	12/06/16	5	1-3	.333	1-2	.500	0-0	.000	1	0	1	2.7	1	0	0	0	0	3	3.7	
TOLEDO	12/10/16	13	2-3	.667	1-1	1.000	2-3	.667	0	0	0	2.3	2	0	0	0	0	7	4.1	
at AKRON	12/17/16	9	1-1	1.000	0-0	.000	0-0	.000	1	1	2	2.3	1	0	0	0	1	2	3.9	
W.VA. WESLEYAN	12/19/16	18	2-5	.400	1-4	.250	0-0	.000	1	5	6	2.7	1	2	0	0	0	5	4.0	
at Pitt	12/28/16	1	0-1	.000	0-0	.000	0-0	.000	1	0	1	2.5	0	0	0	0	0	0	3.6	
at FIU	12/31/16	3	0-0	.000	0-0	.000	2-2	1.000	0	0	0	2.3	0	0	0	0	0	2	3.5	
at FAU	1/2/2017	3	0-0	.000	0-0	.000	0-0	.000	0	1	1	2.2	0	0	0	0	1	0	3.2	
CHARLOTTE	1/7/2017	2	0-1	.000	0-0	.000	0-0	.000	0	0	0	2.0	0	0	1	0	0	0	2.9	
WKU	01/21/17	2	0-1	.000	0-0	.000	0-0	.000	1	0	1	1.9	0	0	0	0	0	0	2.7	
UTSA	1/26/17	6	1-3	.333	0-1	.000	1-2	.500	0	5	5	2.1	1	1	0	0	0	3	2.7	
Totals		0	115	11-30	.367	5-11	.455	14-21	.667	11	21	32	2.1	10	3	2	0	3	41	2.7

Games played: 15  
 Minutes/game: 7.7  
 Points/game: 2.7  
 FG Pct: 36.7  
 3FG Pct: 45.5  
 FT Pct: 66.7

Rebounds/game: 2.1  
 Assists/game: 0.2  
 Turnovers/game: 0.1  
 Assist/turnover ratio: 1.5  
 Steals/game: 0.2

## BLEDSOE'S 2016-17 HIGHS

**Points**  
 S: 7, twice  
 C: Same

**Field Goals Made**  
 S: 2, three times  
 C: Same

**Field Goals Attempted**  
 S: 6, at Ohio State, 11/25/16  
 C: Same

**3PT Field Goals Made**  
 S: 1, five times  
 C: Same

**3PT Field Goals Attempted**  
 S: 4, vs. West Virginia Wesleyan, 12/19/16  
 C: Same

**Free Throws Made**  
 S: 5, vs. Jackson State, 11/21/16  
 C: Same

**Free Throws Attempted**  
 S: 8, vs. Jackson State, 11/21/16  
 C: Same

**Rebounds**  
 S: 6, vs. West Virginia Wesleyan, 12/19/16  
 C: Same

**Assists**  
 S: 2, vs. West Virginia Wesleyan, 12/19/16  
 C: Same

**Turnovers**  
 S: 1, twice  
 C: Same

**Blocked Shots**  
 S: --  
 C: Same

**Steals**  
 S: 1, three times  
 C: Same

**Minutes**  
 S: 21, vs. Jackson State, 11/21/16  
 C: Same

	Sea.	Car.
10+ Pts:	--	--
20+ Pts:	--	--
5+ Rebs:	1	1
10+ Rebs:	--	--
5+ Asts:	2	2
Double-D:	--	--

## // CAREER STATS

Season	gp-gs	min/avg	Total		3-Point		F-Throws		Rebounds				Scoring							
			fg-fga	pct	fg-fga	pct	ft-fa	pct	off	def	tot	avg	pf	fo	ast	to	blk	stl	pts	avg
2016-17	15-0	115/7.7	11-30	.367	5-11	.455	14-21	.667	11	21	32	2.1	10	0	3	2	0	3	41	2.7
TOTAL	15-0	115/7.7	11-30	.367	5-11	.455	14-21	.667	11	21	32	2.1	10	0	3	2	0	3	41	2.7





#33

# JON ELMORE

JUNIOR | G | 6-3 | 189

CHARLESTON, W.VA. | VMI [GEORGE WASHINGTON HS]

## 2016-17 Season Highlights

- Preseason All-Conference USA selection.
- Conference USA Player of the Week for Dec. 12.
- No. 2 in C-USA in scoring (19.5) and No. 1 in assists (6.3).
- Became the first player in Marshall history to collect three consecutive double-doubles with points and assists (10 points and 10 assists at Akron on Dec. 10), (27 points and 12 assists at Chattanooga on Dec. 6) and (35 points and 10 assists vs. Toledo on Dec. 10).
- Collected his sixth double-double of the season against La. Tech (Feb. 4) when he dished out 11 assists and scored 14 points. Also pulled down five rebounds and made one steal.
- Made seven three-pointers against WKU (Jan. 21), which tied a career-high. Also scored 27 points and dished out six assists.
- Scored 12 points and dished out 10 assists against UTSA (Jan. 26) to collect his fifth double-double of the season.
- Collected his fourth double-double of the season when he scored a game-high 29 points and dished out 10 assists vs. Charlotte (Jan. 7).
- Had three consecutive double-doubles for the first time in his career from Dec. 6-17.
- Is the first player in program history to have three consecutive games with at least 10 assists Dec. 6-17.
- Became the first Herd player with two consecutive games with 10 assists since DeAndre Kane (2010-13).
- Scored a game-high 26 points against Old Dominion (Jan. 5), while also dishing out four assists and pulling down two rebounds.
- Scored 10 points, grabbed seven rebounds, dished out three assists and made three steals against West Virginia Wesleyan (Dec. 19)
- Collected his third straight double-double with 10 points and 10 assists at Akron (Dec. 17).
- Had his second consecutive double-double (10 assists and a career-high with 35 points vs. Toledo (Dec. 10). Those 35 points came from a career-high 11 FGs made.
- Collected his first double-double of the season from a 27 points and a career-high 12 assists at Chattanooga (Dec. 6). His 12 assists also marked the first time a Marshall player collected 10 assists since he did so vs. Old Dominion (Feb. 25). Added nine rebounds, which is also a career-high and made 12 free throws.
- His 22 points at FIU (Dec. 31) marked his eighth game of scoring at least 20 points during the 2016-17 season, which is a career-high. He also added six assists and four rebounds.
- Tied a team-high 19 points, while dishing out a team-high seven assists at Eastern Kentucky (Dec. 3). Also had a block and made three steals.
- His 28 points vs. Ohio (Nov. 30) came from shooting 6-of-14 from the field, 3-of-4 from behind the arc and 13-of-15 from free throws. Those free throw attempts tied a career-high (3/5/16 vs. Southern Miss). Also tied an at the time career-high with seven rebounds and added five assists.
- Scored 25 points by going 8-of-20 from the field, 4-of-12 from three-point land and had six assists in 34 minutes of action at Ohio State (Nov. 25).
- Scored 20 points vs. Jackson State (Nov. 21). Went 5-of-8 from the field in the second half. Also had dished out seven assists and made one steal.
- Scored 22 points vs. Western Carolina (Nov. 19). Made 7-14 FGs, 3-7 3pt, collected four rebounds and had six assists in 31 minutes of play.
- From Dec. 6-10 he made 12 free throws in consecutive games for the first time in his career.
- His 33 steals are a career-high in a single season.
- Has the most games with at least 12 free throws (six) in school history.

## ELMORE'S 2016-17 HIGHS

### Points

S: 35, vs. Toledo, 12/10/16  
C: Same

### Field Goals Made

S: 11, vs. Toledo, 12/10/16  
C: Same

### Field Goals Attempted

S: 20, at Ohio State, 11/25/16  
C: Same

### 3PT Field Goals Made

S: 7, vs. WKU, 1/21/17  
C: Same

### 3PT Field Goals Attempted

S: 12, twice  
C: 13, at North Texas, 1/14/16

### Free Throws Made

S: 13, vs. Ohio, 11/30/16  
C: 15, vs. Southern Miss, 3/5/16

### Free Throws Attempted

S: 17, at Chattanooga, 12/6/16  
C: Same

### Rebounds

S: 9, at Chattanooga, 12/6/16  
C: Same

### Assists

S: 12, at Chattanooga, 12/6/16  
C: Same

### Turnovers

S: 7, three times  
C: Same

### Blocked Shots

S: 2, Morehead State, 11/16/16  
C: 2, vs. twice

### Steals

S: 3, four times  
C: 4, vs. WKU, 1/3/16

### Minutes

S: 41, twice  
C: 43, twice

	Sea.	Car.
10+ Pts:	24	43
20+ Pts:	12	18
30+ Pts:	1	2
5+ Rebs:	10	15
10+ Rebs:	--	--
5+ Asts:	18	33
10+ Asts:	6	9
Double-D:	6	8

## SEASON STATS

Opponent	Date	gs	min	Total		3-Pointers		Free throws		Rebounds				pf	a	t/o	blk	stl	pts	avg	
				fg-fga	pct	3fg-fga	pct	ft-fta	pct	off	def	tot	avg								
N.C. CENTRAL	11/12/16	*	32	6-15	.400	3-9	.333	4-4	1.000	1	6	7	7.0	3	4	4	0	3	19	19.0	
MOREHEAD STATE	11/16/16	*	33	3-13	.231	1-5	.200	10-11	.909	0	5	5	6.0	2	6	1	2	2	17	18.0	
WESTERN CAROLINA	11/19/16	*	31	7-14	.500	3-7	.429	5-6	.833	0	4	4	5.3	1	6	1	0	1	22	19.3	
JACKSON STATE	11/21/16	*	34	8-16	.500	0-4	.000	4-6	.667	0	1	1	4.3	1	7	7	0	1	20	19.5	
at Ohio State	11/25/16	*	34	8-20	.400	4-12	.333	5-6	.833	0	1	1	3.6	2	6	6	0	0	25	20.6	
OHIO	11/30/16	*	38	6-14	.429	3-4	.750	13-15	.867	1	6	7	4.2	2	5	4	1	2	28	21.8	
at Eastern Kentucky	12/03/16	*	38	6-19	.316	3-11	.273	4-6	.667	1	1	2	3.9	3	7	7	1	3	19	21.4	
at Chattanooga	12/06/16	*	39	6-16	.375	3-8	.375	12-17	.706	3	6	9	4.5	4	12	7	0	1	27	22.1	
TOLEDO	12/10/16	*	41	11-19	.579	1-4	.250	12-13	.923	0	4	4	4.4	1	10	5	0	1	35	23.6	
at AKRON	12/17/16	*	37	3-16	.188	3-9	.333	1-4	.250	1	2	3	4.3	2	10	3	0	2	10	22.2	
W.VA. WESLEYAN	12/19/16	*	19	4-10	.400	2-7	.286	0-0	.000	1	6	7	4.5	3	3	1	0	3	10	21.1	
at Cincinnati	12/22/16	*	41	6-16	.375	4-10	.400	4-4	1.000	0	4	4	4.5	0	6	4	0	1	20	21.0	
at Pitt	12/28/16	*	33	4-11	.364	0-2	.000	11-12	.917	1	2	3	4.4	3	6	3	0	0	19	20.8	
at FIU	12/31/16	*	29	7-10	.700	4-6	.667	4-4	1.000	0	4	4	4.4	0	6	2	0	0	22	20.9	
at FAU	1/2/2017	*	31	3-12	.250	2-6	.333	3-4	.750	1	2	3	4.3	1	2	2	0	1	11	20.3	
OLD DOMINION	1/5/2017	*	39	6-11	.545	2-4	.500	12-13	.923	0	2	2	4.1	2	4	5	1	3	26	20.6	
CHARLOTTE	1/7/2017	*	34	8-15	.533	1-3	.333	12-15	.800	3	1	4	4.1	1	10	1	0	2	29	21.1	
at Middle Tennessee	1/12/17	*	34	2-7	.286	2-4	.500	4-7	.571	0	6	6	4.2	0	1	4	0	1	10	20.5	
at UAB	01/14/17	*	34	5-14	.357	2-8	.250	1-4	.250	1	3	4	4.2	3	5	2	1	0	13	20.1	
WKU	01/21/17	*	32	10-19	.526	7-12	.583	0-0	.000	0	5	5	4.3	0	6	3	0	0	27	20.5	
UTSA	1/26/17	*	26	3-10	.300	1-5	.200	5-6	.833	0	1	1	4.1	0	10	1	0	2	12	20.0	
UTEP	1/28/17	*	37	2-12	.167	0-7	.000	7-8	.875	0	5	5	4.1	3	6	2	0	2	11	19.6	
at Southern Miss	02/02/17	*	39	5-14	.357	1-6	.167	10-16	.625	1	4	5	4.2	2	2	3	0	1	21	19.7	
at LA Tech	2/4/17	*	38	6-16	.375	2-6	.333	0-0	.000	3	2	5	4.2	4	11	3	0	1	14	19.5	
Totals			24	823	135-339	.398	54-159	.340	143-181	.790	18	83	101	4.2	43	151	81	6	33	467	19.5

Games played: 24  
Minutes/game: 34.3  
Points/game: 19.5

Rebounds/game: 4.2  
Assists/game: 6.3  
Turnovers/game: 3.4

## CAREER STATS

Season	gp-gs	min/avg	Total		3-Point		F-Throws		Rebounds				Scoring							
			fg-fga	pct	fg-fga	pct	ft-fta	pct	off	def	tot	avg	pf	fo	ast	to	blk	stl	pts	avg
2015-16	25-25	866/34.6	111-295	.376	61-177	.345	98-122	.803	19	66	85	3.4	64	2	145	64	3	19	381	15.2
2016-17	24-24	823/34.3	135-339	.398	54-159	.340	143-181	.790	18	83	101	4.2	43	0	151	81	6	33	467	19.5
TOTAL	49-49	1689/34.5	246-634	.388	115-336	.342	241-303	.795	37	149	186	3.8	107	2	296	145	9	52	848	17.3



#35

# AUSTIN LOOP

SENIOR | G | 6-4 | 210

**SOUTH WEBSTER, OHIO | SOUTH WEBSTER HS**

## 2016-17 Season Highlights

- Is No. 1 in program history for career three-pointers made (262).
- Became No. 1 when he nailed a 3-pointer at the 1:40 mark in the first half against UTEP (Jan. 28) to surpass Tamar Slay.
- Surpassed Keith Veney in career three-pointers made (241) when Marshall hosted WKU (Jan. 21). Loop made five threes that game.
- Is tied for No. 7 in C-USA for all-time three-pointers made.
- Is the first Marshall player to have 200 three-pointers in his career since Damier Pitts (2008-12).
- Scored a game-high 18 points against UTSA (Jan. 26) by shooting 6-of-12 from three-point land.
- Has made three three-pointers in 11 of the past 17 games.
- Made 5-of-8 threes against Charlotte (Jan. 7). Also made a season-high three steals.
- Moved up to No. 3 in Marshall history for three-pointers vs. Toledo (Dec. 10) when he went 4-of-7 from behind the arc.
- His 15 points from five made three-pointers vs. Ohio (Nov. 30) marked the second time in his career he made five three-pointers in back-to-back games.
- Surpassed 200 career three-pointers vs. Ohio (Nov. 30).
- Scored a season-high 24 points at Akron (Dec. 17) from a season-tying five three pointers and a season-high seven field goals. Also went a perfect 5-of-5 from the free throw line.
- Tied a previous season-high with five made three-pointers at Ohio State (Nov. 25). Also scored 15 points, had two rebounds and collected one assist.
- Scored 17 points and made five three-pointers vs. Western Carolina (Nov. 19). Both of which were season-highs.
- Has made at least two 3-pointers in 14 games this season.
- 88.4 percent of his points have come three-point shots.
- All but eight (94.6 percent) of his field goal attempts have been three-point shots.
- Scored 14 points and dished out a season-high three assists at FIU (Dec. 31).
- His 14 points against Old Dominion (Jan. 5) came from 4-of-8 three-pointers and one foul shot.
- Has made at least five 3-pointers in four of the last five games.

## SEASON STATS

Opponent	Date	gs	min	Total		3-Pointers		Free throws		Rebounds				pf	a	t/o	blk	stl	pts	avg	
				fg-fga	pct	3fg-fga	pct	ft-fa	pct	off	def	tot	avg								
N.C. CENTRAL	11/12/16	*	34	2-9	.222	2-9	.222	2-2	1.000	2	2	4	4.0	2	1	0	0	0	8	8.0	
MOREHEAD STATE	11/16/16	*	28	2-5	.400	2-5	.400	2-2	1.000	0	3	3	3.5	1	0	0	0	0	8	8.0	
WESTERN CAROLINA	11/19/16	*	23	5-9	.556	5-9	.556	2-2	1.000	0	4	4	3.7	1	0	1	0	2	17	11.0	
JACKSON STATE	11/21/16	*	30	2-4	.500	2-3	.667	2-2	1.000	0	2	2	3.3	0	2	0	0	0	8	10.3	
at Ohio State	11/25/16	*	26	5-9	.556	5-9	.556	0-0	.000	0	2	2	3.0	2	1	0	0	1	15	11.2	
OHIO	11/30/16	*	38	5-9	.556	5-8	.625	0-0	.000	0	1	1	2.7	2	2	0	0	2	15	11.8	
at Eastern Kentucky	12/03/16	*	36	3-8	.375	3-8	.375	1-1	1.000	2	3	5	3.0	3	2	1	1	2	10	11.6	
at Chattanooga	12/06/16	*	36	3-5	.600	2-4	.500	2-2	1.000	1	1	2	2.9	1	1	4	0	1	10	11.4	
TOLEDO	12/10/16	*	35	4-7	.571	4-7	.571	0-0	.000	0	0	0	2.6	2	1	0	1	0	12	11.4	
at AKRON	12/17/16	*	36	7-12	.583	5-10	.500	5-5	1.000	0	2	2	2.5	3	1	0	0	2	24	12.7	
W.VA. WESLEYAN	12/19/16	*	21	0-6	.000	0-6	.000	1-2	.500	0	1	1	2.4	0	1	0	1	1	1	11.6	
at Cincinnati	12/22/16	*	27	2-4	.500	2-4	.500	0-0	.000	0	0	0	2.2	2	1	0	0	0	6	11.2	
at Pitt	12/28/16	*	28	2-7	.286	2-7	.286	2-2	1.000	2	0	2	2.2	3	0	0	0	1	8	10.9	
at FIU	12/31/16	*	26	5-10	.500	4-9	.444	0-0	.000	0	0	0	2.0	3	3	1	1	0	14	11.1	
at FAU	1/2/2017	*	25	3-4	.750	3-4	.750	0-0	.000	0	3	3	2.1	2	0	0	0	0	9	11.0	
OLD DOMINION	1/5/2017	*	36	4-8	.500	4-8	.500	2-3	.667	0	0	0	1.9	3	1	1	0	1	14	11.2	
CHARLOTTE	1/7/2017	*	29	5-8	.625	5-7	.714	0-0	.000	0	0	0	1.8	1	0	1	0	3	15	11.4	
at Middle Tennessee	1/12/17	*	29	2-6	.333	2-6	.333	0-0	.000	1	2	3	1.9	1	0	0	0	2	6	11.1	
at UAB	01/14/17	*	28	1-7	.143	1-7	.143	0-0	.000	0	2	2	1.9	0	0	0	1	0	3	10.7	
WKU	01/21/17	*	29	6-11	.545	5-10	.500	0-0	.000	0	0	0	1.8	0	2	1	1	1	17	11.0	
UTSA	1/26/17	*	28	6-12	.500	6-12	.500	0-0	.000	0	4	4	1.9	1	2	0	1	1	18	11.3	
UTEP	1/28/17	*	35	2-5	.400	2-5	.400	1-2	.500	0	0	0	1.8	0	1	0	0	0	7	11.1	
at Southern Miss	02/02/17	*	34	5-10	.500	5-10	.500	0-0	.000	0	1	1	1.8	4	1	0	0	0	15	11.3	
at LA Tech	2/4/17	*	35	5-8	.625	5-8	.625	0-0	.000	0	1	1	1.8	1	1	1	0	0	15	11.5	
Totals			24	732	86-183	.470	81-175	.463	22-25	.880	8	34	42	1.8	38	24	11	7	20	275	11.5

Games played: 24  
 Minutes/game: 30.5  
 Points/game: 11.5  
 FG Pct: 47.0  
 3FG Pct: 46.3  
 FT Pct: 88.0

Rebounds/game: 1.8  
 Assists/game: 1.0  
 Turnovers/game: 0.5  
 Assist/turnover ratio: 2.2  
 Steals/game: 0.8  
 Blocks/game: 0.3

## CAREER STATS

Season	gp-gs	min/avg	Total		3-Point		F-Throws		Rebounds				Scoring							
			fg-fga	pct	fg-fga	pct	ft-fa	pct	off	def	tot	avg	pf	fo	ast	to	blk	stl	pts	avg
2013-14	13-0	75/5.8	13-33	.394	11-30	.367	4-6	.667	0	3	3	0.2	12	0	4	1	1	2	41	3.2
2014-15	32-32	1033/32.3	108-257	.420	84-214	.393	63-71	.887	24	51	75	2.3	57	1	26	32	4	33	363	11.3
2015-16	33-33	955/28.9	97-238	.408	86-216	.398	31-36	.861	19	37	56	1.7	55	0	34	14	8	24	311	9.4
2016-17	24-24	732/30.5	86-183	.470	81-175	.463	22-25	.880	8	34	42	1.8	38	0	24	11	7	20	275	11.5
TOTAL	102-89	2795/27.4	304-711	.428	262-635	.413	120-138	.870	51	125	176	1.7	162	1	88	58	20	79	990	9.7

## LOOP'S 2016-17 HIGHS

### Points

S: 24, at Akron, 12/17/16  
 C: 26, twice

### Field Goals Made

S: 7, at Akron, 12/17/16  
 C: 8, vs. Eastern Kentucky, 12/12/15

### Field Goals Attempted

S: 12, twice  
 C: 15, at Southern Miss, 1/29/15

### 3PT Field Goals Made

S: 6, UTSA, 1/26/17  
 C: 8, vs. Eastern Kentucky, 12/12/15

### 3PT Field Goals Attempted

S: 12, vs. UTSA, 1/26/17  
 C: 13, twice

### Free Throws Made

S: 5, at Akron, 12/17/16  
 C: 9, vs. FIU, 2/26/15

### Free Throws Attempted

S: 5, at Akron, 12/17/16  
 C: 9, vs. FIU, 2/26/15

### Rebounds

S: 5, at EKU, 12/3/16  
 C: Same

### Assists

S: 3, at FIU, 12/31/16  
 C: 4, twice

### Turnovers

S: 4, at Chattanooga, 12/6/16  
 C: same

### Blocked Shots

S: 1, six times  
 C: 2, at Florida Atlantic, 1/17/15

### Steals

S: 3, vs. Charlotte, 1/7/17  
 C: 4, vs. WVU Tech, 11/18/14

### Minutes

S: 38, vs. Ohio, 11/30/16  
 C: 42, at FIU, 1/15/15

	Sea.	Car.
10+ Pts:	14	49
20+ Pts:	1	8
5+ Rebs:	1	1
10+ Rebs:	--	--
5+ Asts:	--	--
Double-D:	--	--



# #50

## MILAN MIJOVIC

JUNIOR | F | 6-9 | 245

**BELGRADE, SERBIA | SECONDARY VOCATIONAL SCHOOL**

### 2016-17 Season Highlights

- Made his first career three-pointer vs. West Virginia Wesleyan (Dec. 19). He also scored seven points, grabbed four rebounds and made one assist.
- Scored a career-high eight points at Akron (Dec. 17). The points came from a career-high three field goals made and a career-tying two free throws. Also played in a career-tying 21 minutes.
- His four consecutive games of at least three points to begin the season was a career first.
- Scored four points vs. Toledo (Dec. 10). Also saw 13 minutes on the floor.
- Scored four points at Chattanooga (Dec. 6).
- Scored four points and grabbed two rebounds vs. Ohio (Nov. 30).
- Made season debut vs. Western Carolina (Nov. 19).
- Scored three points and grabbed one rebound vs. Western Carolina.

### MIJOVIC'S 2016-17 HIGHS

#### Points

S: 8, at Akron, 12/17/16  
C: Same

#### Field Goals Made

S: 3, twice  
C: Same

#### Field Goals Attempted

S: 5, vs. West Virginia Wesleyan  
C: Same

#### 3PT Field Goals Made

S: 1, vs. West Virginia Wesleyan, 12/19/16  
C: Same

#### 3PT Field Goals Attempted

S: 1, vs. West Virginia Wesleyan, 12/19/16  
C: Same

#### Free Throws Made

S: 2, twice  
C: 3, three times

#### Free Throws Attempted

S: 4, at Akron, 12/17/16  
C: 6, at Nevada, 12/22/14

#### Rebounds

S: 4, vs. West Virginia Wesleyan, 12/19/16  
C: 6, at Nevada, 12/22/14

#### Assists

S: 1, three times  
C: 1, nine times

#### Turnovers

S: 2, at Ohio State, 11/25/16  
C: 3, at WKU, 1/4/15

#### Blocked Shots

S: 1, twice  
C: 1, three times

#### Steals

S: 1, three times  
C: 1, nine times

#### Minutes

S: 21, at Akron, 12/17/16  
C: 21, twice

	Sea.	Car.
10+ Pts:	--	--
20+ Pts:	--	--
5+ Rebs:	--	1
10+ Rebs:	--	--
5+ Asts:	--	--
Double-D:	--	--

### // SEASON STATS

Opponent	Date	gs	min	Total		3-Pointers		Free throws		Rebounds				pts				avg		
				fg-fga	pct	3fg-fga	pct	ft-fta	pct	off	def	tot	avg	pf	a	t/o	blk		stl	
WESTERN CAROLINA	11/19/16	10	1-2	.500	0-0	.000	1-2	.500	0	1	1	1.0	2	0	0	1	0	3	3.0	
at Ohio State	11/25/16	12	2-2	1.000	0-0	.000	0-0	.000	0	2	2	1.5	5	0	2	0	0	4	3.5	
OHIO	11/30/16	9	1-1	1.000	0-0	.000	2-2	1.000	1	1	2	1.7	1	0	0	0	0	4	3.7	
at Eastern Kentucky	12/03/16	12	0-0	.000	0-0	.000	0-0	.000	0	2	2	1.8	2	0	1	0	0	0	2.8	
at Chattanooga	12/06/16	8	2-4	.500	0-0	.000	0-0	.000	0	0	0	1.4	0	0	0	0	0	4	3.0	
TOLEDO	12/10/16	13	2-4	.500	0-0	.000	0-0	.000	0	0	0	1.2	3	0	0	0	0	4	3.2	
at AKRON	12/17/16	21	3-4	.750	0-0	.000	2-4	.500	1	0	1	1.1	5	1	1	0	0	8	3.9	
W.VA. WESLEYAN	12/19/16	20	3-5	.600	1-1	1.000	0-0	.000	2	2	4	1.5	2	1	0	1	0	7	4.3	
at Cincinnati	12/22/16	10	0-0	.000	0-0	.000	0-0	.000	0	1	1	1.4	0	0	0	0	0	0	3.8	
at Pitt	12/28/16	10	2-2	1.000	0-0	.000	0-0	.000	0	1	1	1.4	1	0	0	0	0	4	3.8	
at FIU	12/31/16	6	0-0	.000	0-0	.000	1-2	.500	1	0	1	1.4	2	0	0	0	1	1	3.5	
at FAU	1/2/2017	7	1-1	1.000	0-0	.000	1-2	.500	0	3	3	1.5	1	0	1	0	1	3	3.5	
OLD DOMINION	1/5/2017	10	0-0	.000	0-0	.000	1-2	.500	0	2	2	1.5	1	1	1	0	1	1	3.3	
CHARLOTTE	1/7/2017	2	0-0	.000	0-0	.000	0-0	.000	0	0	0	1.4	1	0	0	0	0	0	3.1	
at Middle Tennessee	1/12/17	1	0-0	.000	0-0	.000	0-0	.000	0	0	0	1.3	0	0	0	0	0	0	2.9	
at UAB	01/14/17	2	0-0	.000	0-0	.000	0-0	.000	0	0	0	1.3	0	0	0	0	0	0	2.7	
WKU	01/21/17	3	0-0	.000	0-0	.000	0-0	.000	1	0	1	1.2	0	0	0	0	0	0	2.5	
UTSA	1/26/17	3	0-0	.000	0-0	.000	0-0	.000	0	0	0	1.2	0	0	1	0	0	0	2.4	
UTEP	1/28/17	4	0-0	.000	0-0	.000	0-0	.000	0	1	1	1.2	1	0	0	0	0	0	2.3	
Totals		0	163	17-25	.680	1-1	1.000	8-14	.571	6	16	22	1.2	27	3	7	2	3	43	2.3

Games played: 19  
Minutes/game: 8.6  
Points/game: 2.3  
FG Pct: 68.0  
3FG Pct: 100.0  
FT Pct: 57.1

Rebounds/game: 1.2  
Assists/game: 0.2  
Turnovers/game: 0.4  
Assist/turnover ratio: 0.4  
Steals/game: 0.2  
Blocks/game: 0.1


### // CAREER STATS

Season	gp-gs	min/avg	Total		3-Point		F-Throws		Rebounds				Scoring							
			fg-fga	pct	fg-fga	pct	ft-fta	pct	off	def	tot	avg	pf	fo	ast	to	blk	stl	pts	avg
2014-15	28-0	209/7.5	14-24	.583	0-0	.000	11-18	.611	16	19	35	1.3	46	0	4	17	0	6	39	1.4
2015-16	13-0	52/4.0	5-11	.455	0-0	.000	7-14	.500	7	9	16	1.2	12	0	3	3	1	0	17	1.3
2016-17	19-0	163/8.6	17-25	.680	1-1	1.000	8-14	.571	6	16	22	1.2	27	2	3	7	2	3	43	2.3
TOTAL	60-0	424/7.1	36-60	.600	1-1	1.000	26-46	.565	29	44	73	1.2	85	2	10	27	3	9	99	1.7



### **#3 JANSSON WILLIAMS- FRESHMAN F - NEWNA, GA. [NEWMAN]**

HIGH SCHOOL: A 6-foot-9, 200-pound senior at Newnan High School in Georgia ... as a junior, he blocked 3.6 shots a game and pulled down 10-plus rebounds per contest ... named to the All-County Team by the Newnan Times-Herald newspaper ...



### **#23 RONDALE WATSON- JUNIOR G - LEWISBURG, W.VA. [WAKE FOREST]**

PRIOR TO MARSHALL: Appeared in 12 games off the bench, including four ACC contests ... averaged 1.5 points and 0.8 rebounds per game ... scored a season-high six points (2-2 3FG) vs. Mount St. Mary's (Nov. 26) ...had five points in a season-high 16 minutes vs. Richmond (Dec. 28) ...made a 3-pointer at Boston College for his first career ACC points (Mar. 4) ... scored his first career point vs. Nicholls State (Nov. 24) ... made collegiate debut at Tulane (Nov. 17)

HIGH SCHOOL: 2014 McDonald's All-America nominee ... three-time all-state selection, including first team honors as a senior in 2013-14 when he averaged over 20 points per game ... as a junior in 2012-13, named second team all-state after averaging 21.6 points, eight rebounds, three assists and three steals per game ... led the Spartans to a 20-5 record during his junior season ... named second team all-state as a sophomore at Oak Hill H.S. in West Virginia ... played AAU ball for the Mountain State Magic

PERSONAL: Born March 13, 1996 in Beckley, W.Va ... son of Candice Brown and Wilson Watson, Jr. ... has one older sister (Maresha) ... full name is Rondale Ronny Watson

# 2016-17 COMBINED TEAM STATS

RECORD:	OVERALL	HOME	AWAY	NEUTRAL
ALL GAMES	13-11	11-1	2-10	0-0
CONFERENCE	6-5	4-1	2-4	0-0
NON-CONFERENCE	7-6	7-0	0-6	0-0

##	Player	gp-gs	min	avg	Total		3-Point		F-Throw		Rebounds				pf	dq	a	to	blk	stl	pts	avg
					fg-fga	fg%	3fg-fga	3fg%	ft-fa	ft%	off	def	tot	avg								
33	ELMORE, Jon	24-24	823	34.3	135-339	.398	54-159	.340	143-181	.790	18	83	101	4.2	43	0	151	81	6	33	467	19.5
02	BROWNING, Stevie	24-24	759	31.6	145-308	.471	47-119	.395	51-60	.850	21	73	94	3.9	43	0	73	38	4	29	388	16.2
25	TAYLOR, Ryan	21-21	597	28.4	114-223	.511	12-45	.267	67-108	.620	41	138	179	8.5	76	7	51	49	38	12	307	14.6
35	LOOP, Austin	24-24	732	30.5	86-183	.470	81-175	.463	22-25	.880	8	34	42	1.8	38	0	24	11	7	20	275	11.5
01	THOMPSON, Terrence	12-10	296	24.7	44-82	.537	4-16	.250	36-63	.571	30	56	86	7.2	26	0	7	13	3	13	128	10.7
14	BURKS, C.J.	14-0	363	25.9	47-114	.412	16-42	.381	31-40	.775	6	32	38	2.7	31	0	34	30	2	9	141	10.1
11	PENAVA, Ajdin	24-14	372	15.5	53-101	.525	8-27	.296	34-44	.773	21	63	84	3.5	85	6	13	27	25	9	148	6.2
05	ALLISON, Ky're	17-0	159	9.4	19-47	.404	9-26	.346	4-5	.800	3	8	11	0.6	32	3	14	18	1	5	51	3.0
21	NIKOLIC, Aleksa	19-3	295	15.5	26-50	.520	3-11	.273	2-5	.400	11	48	59	3.1	23	0	20	15	4	13	57	3.0
32	BLEDSON, Phil	15-0	115	7.7	11-30	.367	5-11	.455	14-21	.667	11	21	32	2.1	10	0	3	2	0	3	41	2.7
50	MIJOVIC, Milan	19-0	163	8.6	17-25	.680	1-1	1.000	8-14	.571	6	16	22	1.2	27	2	3	7	2	3	43	2.3
00	THIENEMAN, Christian	16-0	148	9.3	9-21	.429	4-13	.308	3-6	.500	6	29	35	2.2	15	0	3	5	0	1	25	1.6
24	ELMORE, Ot	5-0	19	3.8	2-11	.182	2-9	.222	0-0	.000	0	0	0	0.0	1	0	0	0	0	1	6	1.2
04	KILGORE, Jacob	7-0	34	4.9	2-8	.250	2-8	.250	0-0	.000	1	5	6	0.9	2	0	0	0	2	0	6	0.9
Team																						
Total.....		24	4875		710-1542	.460	248-662	.375	415-572	.726	219	660	879	36.6	453	18	396	299	94	151	2083	86.8
Opponents.....		24	4875		763-1650	.462	179-511	.350	334-521	.641	335	701	1036	43.2	503	16	378	330	84	142	2039	85.0

## TEAM STATISTICS

	MAR	OPP	Date	Opponent	Score	Att.
SCORING	2083	2039	11/12/16	N.C. CENTRAL	w 81-69	5375
Points per game	86.8	85.0	11/16/16	MOREHEAD STATE	w 85-77	5872
Scoring margin	+1.8	-	11/19/16	WESTERN CAROLINA	w 98-63	5741
FIELD GOALS-ATT	710-1542	763-1650	11/21/16	JACKSON STATE	w 71-61	4785
Field goal pct	.460	.462	11/25/16	at Ohio State	L 70-111	14355
3 POINT FG-ATT	248-662	179-511	11/30/16	OHIO	w 98-88	6031
3-point FG pct	.375	.350	12/03/16	at Eastern Kentucky	L 80-89	2100
3-pt FG made per game	10.3	7.5	12/06/16	at Chattanooga	L 85-96	3064
FREE THROWS-ATT	415-572	334-521	12/10/16	TOLEDO	Wot 111-105	5696
Free throw pct	.726	.641	12/17/16	at AKRON	L 88-99	3598
F-Throws made per game	17.3	13.9	12/19/16	W.VA. WESLEYAN	w 81-65	5196
REBOUNDS	879	1036	12/22/16	at Cincinnati	Lot 91-93	10540
Rebounds per game	36.6	43.2	12/28/16	at Pitt	L 106-112	8028
Rebounding margin	-6.5	-	* 12/31/16	at FIU	w 94-70	598
ASSISTS	396	378	* 1/2/2017	at FAU	w 89-72	1009
Assists per game	16.5	15.8	* 1/5/2017	OLD DOMINION	Wot 90-86	4573
TURNOVERS	299	330	* 1/7/2017	CHARLOTTE	w 110-93	6617
Turnovers per game	12.5	13.8	* 1/12/17	at Middle Tennessee	L 57-69	4598
Turnover margin	+1.3	-	* 01/14/17	at UAB	L 78-94	3275
Assist/turnover ratio	1.3	1.1	* 01/21/17	WKU	w 94-80	6813
STEALS	151	142	* 1/26/17	UTSA	w 92-71	5297
Steals per game	6.3	5.9	* 1/28/17	UTEP	L 68-91	6781
BLOCKS	94	84	* 02/02/17	at Southern Miss	L 76-91	2373
Blocks per game	3.9	3.5	* 2/4/17	at LA Tech	L 90-94	4804
ATTENDANCE	68777	58342				
Home games-Avg/Game	12-5731	12-4862				
Neutral site-Avg/Game	-	0-0				

\* - Conference game

Score by Periods	1st	2nd	OT	Totals
Marshall	967	1074	42	2083
Opponents	938	1067	34	2039

# 2016-17 CONFERENCE TEAM STATS

RECORD:	OVERALL	HOME	AWAY	NEUTRAL
ALL GAMES	6-5	4-1	2-4	0-0
CONFERENCE	6-5	4-1	2-4	0-0
NON-CONFERENCE	0-0	0-0	0-0	0-0

##	Player	gp-gs	min	avg	Total		3-Point		F-Throw		Rebounds			pf	dq	a	to	blk	stl	pts	avg		
					fg-fga	fg%	3fg-fga	3fg%	ft-fa	ft%	off	def	tot									avg	
33	ELMORE, Jon	11-11	373	33.9	57-140	.407	24-67	.358	58-77	.753	9	35	44	4.0	16	0	63	28	2	13	196	17.8	
25	TAYLOR, Ryan	11-11	330	30.0	66-120	.550	6-21	.286	33-54	.611	22	87	109	9.9	39	3	26	26	20	8	171	15.5	
02	BROWNING, Stevie	11-11	337	30.6	59-140	.421	18-58	.310	18-23	.783	9	30	39	3.5	18	0	30	15	0	13	154	14.0	
35	LOOP, Austin	11-11	334	30.4	44-89	.494	42-86	.488	3-5	.600	1	13	14	1.3	16	0	11	5	4	8	133	12.1	
01	THOMPSON, Terrence	7-5	158	22.6	21-38	.553	3-9	.333	23-43	.535	15	32	47	6.7	16	0	3	7	2	7	68	9.7	
14	BURKS, C.J.	11-0	277	25.2	31-87	.356	8-28	.286	21-30	.700	6	20	26	2.4	22	0	23	23	2	7	91	8.3	
11	PENAVA, Ajdin	11-6	173	15.7	24-50	.480	4-12	.333	13-14	.929	9	35	44	4.0	41	2	6	10	17	4	65	5.9	
05	ALLISON, Ky're	6-0	45	7.5	8-16	.500	3-10	.300	0-0	.000	1	3	4	0.7	13	1	6	5	0	2	19	3.2	
24	ELMORE, Ot	2-0	8	4.0	2-6	.333	2-6	.333	0-0	.000	0	0	0	0.0	1	0	0	0	0	1	6	3.0	
00	THIENEMAN, Christian	10-0	95	9.5	7-13	.538	3-6	.500	1-4	.250	3	21	24	2.4	10	0	2	4	0	1	18	1.8	
04	KILGORE, Jacob	2-0	8	4.0	1-3	.333	1-3	.333	0-0	.000	0	1	1	0.5	2	0	0	0	0	0	3	1.5	
32	BLEDSON, Phil	5-0	16	3.2	1-5	.200	0-1	.000	3-4	.750	1	6	7	1.4	1	0	1	1	0	1	5	1.0	
21	NIKOLIC, Aleksa	6-0	33	5.5	2-7	.286	0-1	.000	0-0	.000	1	2	3	0.5	5	0	1	2	1	4	4	0.7	
50	MIJOVIC, Milan	9-0	38	4.2	1-1	1.000	0-0	.000	3-6	.500	2	6	8	0.9	6	0	1	3	0	3	5	0.6	
Team											16	23	39										
Total.....		11	2225		324-715	.453	114-308	.370	176-260	.677	95	314	409	37.2	206	6	173	129	48	72	938	85.3	
Opponents.....		11	2225		350-766	.457	67-189	.354	144-220	.655	150	343	493	44.8	222	8	173	154	42	63	911	82.8	

TEAM STATISTICS	MAR	OPP	Date	Opponent	Score	Att.
SCORING	938	911	* 12/31/16	at FIU	w 94-70	598
Points per game	85.3	82.8	* 1/2/2017	at FAU	w 89-72	1009
Scoring margin	+2.5	-	* 1/5/2017	OLD DOMINION	Wot 90-86	4573
FIELD GOALS-ATT	324-715	350-766	* 1/7/2017	CHARLOTTE	w 110-93	6617
Field goal pct	.453	.457	* 1/12/17	at Middle Tennessee	L 57-69	4598
3 POINT FG-ATT	114-308	67-189	* 01/14/17	at UAB	L 78-94	3275
3-point FG pct	.370	.354	* 01/21/17	WKU	w 94-80	6813
3-pt FG made per game	10.4	6.1	* 1/26/17	UTSA	w 92-71	5297
FREE THROWS-ATT	176-260	144-220	* 1/28/17	UTEP	L 68-91	6781
Free throw pct	.677	.655	* 02/02/17	at Southern Miss	L 76-91	2373
F-Throws made per game	16.0	13.1	* 2/4/17	at LA Tech	L 90-94	4804
REBOUNDS	409	493	* - Conference game			
Rebounds per game	37.2	44.8				
Rebounding margin	-7.6	-				
ASSISTS	173	173				
Assists per game	15.7	15.7				
TURNOVERS	129	154				
Turnovers per game	11.7	14.0				
Turnover margin	+2.3	-				
Assist/turnover ratio	1.3	1.1				
STEALS	72	63				
Steals per game	6.5	5.7				
BLOCKS	48	42				
Blocks per game	4.4	3.8				
ATTENDANCE	30081	16657				
Home games-Avg/Game	5-6016	6-2776				
Neutral site-Avg/Game	-	0-0				

Score by Periods	1st	2nd	OT	Totals
Marshall	441	484	13	938
Opponents	408	494	9	911

# TEAM GAME-BY-GAME STATS

Opponent	Date	Score		Total		3-Pointers		Free throws		Rebounds				pf	a	t/o	blk	stl	pts	avg
				fg-fga	pct	3fg-fga	pct	ft-fta	pct	off	def	tot	avg							
N.C. CENTRAL	11/12/16	81-69	W	28-59	.475	8-26	.308	17-25	.680	11	30	41	41.0	17	13	13	5	6	81	81.0
MOREHEAD STATE	11/16/16	85-77	W	24-53	.453	7-18	.389	30-36	.833	7	29	36	38.5	11	8	16	7	3	85	83.0
WESTERN CAROLINA	11/19/16	98-63	W	33-70	.471	11-27	.407	21-26	.808	11	39	50	42.3	10	22	7	5	7	98	88.0
JACKSON STATE	11/21/16	71-61	W	24-50	.480	4-14	.286	19-26	.731	11	27	38	41.2	16	13	16	4	7	71	83.8
at Ohio State	11/25/16	70-111	L	26-70	.371	13-40	.325	5-10	.500	12	20	32	39.4	20	15	15	1	3	70	81.0
OHIO	11/30/16	98-88	W	31-64	.484	11-27	.407	25-33	.758	10	30	40	39.5	16	16	12	5	8	98	83.8
at Eastern Kentucky	12/03/16	80-89	L	24-65	.369	12-36	.333	20-28	.714	11	24	35	38.9	27	16	16	2	10	80	83.3
at Chattanooga	12/06/16	85-96	L	27-56	.482	10-24	.417	21-29	.724	10	19	29	37.6	27	19	17	2	5	85	83.5
TOLEDO	12/10/16	111-105	Wot	42-67	.627	9-19	.474	18-23	.783	4	26	30	36.8	23	22	10	7	5	111	86.6
at AKRON	12/17/16	88-99	L	30-63	.476	12-27	.444	16-23	.696	8	15	23	35.4	19	24	10	0	7	88	86.7
W.VA. WESLEYAN	12/19/16	81-65	W	31-68	.456	10-36	.278	9-11	.818	9	31	40	35.8	18	18	11	5	10	81	86.2
at Cincinnati	12/22/16	91-93	Lot	31-71	.437	17-30	.567	12-12	1.000	10	27	37	35.9	16	18	15	2	6	91	86.6
at Pitt	12/28/16	106-112	L	35-71	.493	10-30	.333	26-30	.867	10	29	39	36.2	27	19	12	1	2	106	88.1
at FIU	12/31/16	94-70	W	34-59	.576	11-26	.423	15-18	.833	9	26	35	36.1	19	21	15	7	7	94	88.5
at FAU	1/2/2017	89-72	W	34-72	.472	12-26	.462	9-20	.450	12	39	51	37.1	20	14	10	2	7	89	88.5
OLD DOMINION	1/5/2017	90-86	Wot	28-59	.475	7-20	.350	27-35	.771	7	32	39	37.2	20	12	16	7	7	90	88.6
CHARLOTTE	1/7/2017	110-93	W	38-73	.521	12-22	.545	22-29	.759	15	25	40	37.4	15	19	13	4	9	110	89.9
at Middle Tennessee	1/12/17	57-69	L	20-54	.370	5-19	.263	12-20	.600	3	22	25	36.7	15	5	14	2	13	57	88.1
at UAB	01/14/17	78-94	L	26-69	.377	10-36	.278	16-28	.571	10	27	37	36.7	23	13	10	6	4	78	87.5
WKU	01/21/17	94-80	W	33-68	.485	19-41	.463	9-14	.643	8	26	34	36.5	13	22	9	6	4	94	87.8
UTSA	1/26/17	92-71	W	33-70	.471	13-34	.382	13-18	.722	5	38	43	36.9	18	24	10	6	7	92	88.0
UTEP	1/28/17	68-91	L	20-58	.345	3-25	.120	25-37	.676	8	21	29	36.5	20	10	9	2	5	68	87.1
at Southern Miss	02/02/17	76-91	L	26-62	.419	9-30	.300	15-24	.625	8	27	35	36.4	22	10	10	2	4	76	86.7
at LA Tech	2/4/17	90-94	L	32-71	.451	13-29	.448	13-17	.765	10	31	41	36.6	21	23	13	4	5	90	86.8
Marshall		2083		710-1542	.460	248-662	.375	415-572	.726	219	660	879	36.6	453	396	299	94	151	2083	86.8
Opponents		2039		763-1650	.462	179-511	.350	334-521	.641	335	701	1036	43.2	503	378	330	84	142	2039	85.0

Games played: 24  
Points/game: 86.8  
FG Pct: 46.0  
3FG Pct: 37.5  
FT Pct: 72.6

Rebounds/game: 36.6  
Assists/game: 16.5  
Turnovers/game: 12.5  
Assist/turnover ratio: 1.3  
Steals/game: 6.3  
Blocks/game: 3.9

# TEAM GAME-BY-GAME HIGHS

Opponent	Date	Score	Points	Rebounds	Assists	Steals	Blocked shots
N.C. CENTRAL	11/12/16	81-69	20-THOMPSON, Terr	10-THOMPSON, Terr	5-TAYLOR, Ryan	3-ELMORE, Jon	3-TAYLOR, Ryan
MOREHEAD STATE	11/16/16	85-77	32-BROWNING, Stevi	10-TAYLOR, Ryan	6-ELMORE, Jon	2-ELMORE, Jon	2-PENAVA, Ajdin TAYLOR, Ryan ELMORE, Jon
WESTERN CAROLINA	11/19/16	98-63	22-ELMORE, Jon	7-THOMPSON, Terre	8-BROWNING, Stevi	3-THOMPSON, Terre	2-TAYLOR, Ryan
JACKSON STATE	11/21/16	71-61	20-ELMORE, Jon THOMPSON, Terre	9-THOMPSON, Terre	7-ELMORE, Jon	2-THOMPSON, Terre	1-TAYLOR, Ryan NIKOLIC, Aleksa PENAVA, Ajdin BROWNING, Stevie
at Ohio State	11/25/16	70-111	25-ELMORE, Jon	10-THOMPSON, Terr	6-ELMORE, Jon	1-ALLISON, Ky're BROWNING, Stevie LOOP, Austin	1-BROWNING, Stevi
OHIO	11/30/16	98-88	28-ELMORE, Jon	11-TAYLOR, Ryan	5-ELMORE, Jon	4-BROWNING, Stevi	3-TAYLOR, Ryan
at Eastern Kentucky	12/03/16	80-89	19-TAYLOR, Ryan ELMORE, Jon	6-NIKOLIC, Aleksa PENAVA, Ajdin TAYLOR, Ryan	7-ELMORE, Jon	3-ELMORE, Jon	1-LOOP, Austin ELMORE, Jon
at Chattanooga	12/06/16	85-96	27-ELMORE, Jon	9-ELMORE, Jon	12-ELMORE, Jon	2-BROWNING, Stevi	2-TAYLOR, Ryan
TOLEDO	12/10/16	111-105	35-ELMORE, Jon	8-NIKOLIC, Aleksa	10-ELMORE, Jon	1-NIKOLIC, Aleksa BROWNING, Stevie ELMORE, Jon TAYLOR, Ryan PENAVA, Ajdin	4-TAYLOR, Ryan
at AKRON	12/17/16	88-99	31-BROWNING, Stevi	8-NIKOLIC, Aleksa	10-ELMORE, Jon	2-LOOP, Austin ELMORE, Jon	None
W.VA. WESLEYAN	12/19/16	81-65	21-BROWNING, Stevi	7-ELMORE, Jon	5-BURKS, C.J.	3-NIKOLIC, Aleksa ELMORE, Jon	2-NIKOLIC, Aleksa
at Cincinnati	12/22/16	91-93	28-BROWNING, Stevi	8-PENAVA, Ajdin	6-ELMORE, Jon	2-BURKS, C.J.	2-PENAVA, Ajdin
at Pitt	12/28/16	106-112	25-BURKS, C.J.	11-TAYLOR, Ryan	6-ELMORE, Jon	1-PENAVA, Ajdin LOOP, Austin	1-TAYLOR, Ryan
at FIU	12/31/16	94-70	22-ELMORE, Jon	8-PENAVA, Ajdin	6-ELMORE, Jon	3-BROWNING, Stevi	5-PENAVA, Ajdin
at FAU	1/2/2017	89-72	31-TAYLOR, Ryan	13-TAYLOR, Ryan	5-BROWNING, Stevi	2-TAYLOR, Ryan	1-PENAVA, Ajdin TAYLOR, Ryan
OLD DOMINION	1/5/2017	90-86	26-ELMORE, Jon	13-TAYLOR, Ryan	4-BURKS, C.J. ELMORE, Jon	3-ELMORE, Jon	5-TAYLOR, Ryan
CHARLOTTE	1/7/2017	110-93	29-ELMORE, Jon	14-TAYLOR, Ryan	10-ELMORE, Jon	3-LOOP, Austin	2-PENAVA, Ajdin
at Middle Tennessee	1/12/17	57-69	12-TAYLOR, Ryan	8-TAYLOR, Ryan	2-BROWNING, Stevi	3-THOMPSON, Terre BURKS, C.J.	1-THOMPSON, Terre BURKS, C.J.
at UAB	01/14/17	78-94	18-TAYLOR, Ryan BROWNING, Stevie	10-TAYLOR, Ryan	5-ELMORE, Jon	2-TAYLOR, Ryan	2-TAYLOR, Ryan
WKU	01/21/17	94-80	27-ELMORE, Jon	10-TAYLOR, Ryan	6-BURKS, C.J. ELMORE, Jon	2-BROWNING, Stevi	2-PENAVA, Ajdin TAYLOR, Ryan
UTSA	1/26/17	92-71	18-LOOP, Austin	9-TAYLOR, Ryan	10-ELMORE, Jon	2-ELMORE, Jon	3-PENAVA, Ajdin
UTEP	1/28/17	68-91	25-THOMPSON, Terr	10-THOMPSON, Terr	6-ELMORE, Jon	2-THOMPSON, Terre ELMORE, Jon	2-TAYLOR, Ryan
at Southern Miss	02/02/17	76-91	21-ELMORE, Jon	10-TAYLOR, Ryan	4-BROWNING, Stevi	3-BROWNING, Stevi	2-TAYLOR, Ryan
at LA Tech	2/4/17	90-94	15-BROWNING, Stevi LOOP, Austin	11-THOMPSON, Terr	11-ELMORE, Jon	3-PENAVA, Ajdin	2-TAYLOR, Ryan PENAVA, Ajdin



# COMPARISONS

Opponent	1st	2nd	Score	Mar	Total FG	FG Pct	3-Pointers	3FG Pct	Free Throws	FT Pct	Rebounds	Assist	T/Over	Block	Steal	Fouls
N.C. CENTRAL	35/32	46/37	81-69	+12	28-59/27-66	.475/.409	8-26/7-26	.308/.269	17-25/8-17	.680/.471	41/40 +1	13/10	13/13	5/2	6/2	17/24
MOREHEAD STATE	44/42	41/35	85-77	+8	24-53/34-75	.453/.453	7-18/6-24	.389/.250	30-36/3-6	.833/.500	36/38 (2)	8/14	16/14	7/1	3/8	11/27
WESTERN CAROLINA	40/32	58/31	98-63	+35	33-70/22-73	.471/.301	11-27/11-40	.407/.275	21-26/8-14	.808/.571	50/44 +6	22/12	7/11	5/4	7/4	10/23
JACKSON STATE	34/35	37/26	71-61	+10	24-50/21-62	.480/.339	4-14/6-21	.286/.286	19-26/13-19	.731/.684	38/37 +1	13/8	16/13	4/5	7/10	16/20
Ohio State	37/60	33/51	70-111	(41)	26-70/45-82	.371/.549	13-40/10-29	.325/.345	5-10/11-23	.500/.478	32/61 (29)	15/22	15/10	1/3	3/8	20/15
OHIO	42/38	56/50	98-88	+10	31-64/31-74	.484/.419	11-27/9-29	.407/.310	25-33/17-22	.758/.773	40/42 (2)	16/16	12/14	5/1	8/7	16/23
Eastern Kentucky	38/39	42/50	80-89	(9)	24-65/28-55	.369/.509	12-36/11-28	.333/.393	20-28/22-33	.714/.667	35/42 (7)	16/20	16/21	2/3	10/5	27/27
Chattanooga	41/33	44/63	85-96	(11)	27-56/32-55	.482/.582	10-24/5-13	.417/.385	21-29/27-39	.724/.692	29/33 (4)	19/10	17/13	2/7	5/11	27/25
TOLEDO	44/44	49/49	111-105	+6	42-67/39-73	.627/.534	9-19/11-28	.474/.393	18-23/16-29	.783/.552	30/43 (13)	22/15	10/14	7/2	5/3	23/26
AKRON	42/53	46/46	88-99	(11)	30-63/34-58	.476/.586	12-27/15-28	.444/.536	16-23/16-20	.696/.800	23/36 (13)	24/21	10/16	0/1	7/2	19/20
W.VA. WESLEYAN	41/26	40/39	81-65	+16	31-68/24-63	.456/.381	10-36/4-16	.278/.250	9-11/13-19	.818/.684	40/41 (1)	18/14	11/16	5/1	10/6	18/15
Cincinnati	50/38	30/42	91-93	(2)	31-71/38-75	.437/.507	17-30/7-16	.567/.438	12-12/10-23	1000/.435	37/43 (6)	18/21	15/11	2/8	6/9	16/12
Pitt	38/58	68/54	106-112	(6)	35-71/38-73	.493/.521	10-30/10-24	.333/.417	26-30/26-37	.867/.703	39/43 (4)	19/22	12/10	1/4	2/4	27/24
FIU	43/27	51/43	94-70	+24	34-59/25-60	.576/.417	11-26/6-14	.423/.429	15-18/14-19	.833/.737	35/31 +4	21/15	15/17	7/4	7/8	19/20
FAU	43/34	46/38	89-72	+17	34-72/26-74	.472/.351	12-26/3-17	.462/.176	9-20/17-24	.450/.708	51/47 +4	14/10	10/13	2/5	7/7	20/20
OLD DOMINION	28/32	49/45	90-86	+4	28-59/33-76	.475/.434	7-20/9-16	.350/.563	27-35/11-17	.771/.647	39/43 (4)	12/11	16/15	7/5	7/8	20/31
CHARLOTTE	51/51	59/42	110-93	+17	38-73/39-75	.521/.520	12-22/7-18	.545/.389	22-29/8-16	.759/.500	40/37 +3	19/16	13/15	4/1	9/4	15/22
Middle Tennessee	29/37	28/32	57-69	(12)	20-54/29-72	.370/.403	5-19/5-17	.263/.294	12-20/6-8	.600/.750	25/58 (33)	5/19	14/19	2/6	13/8	15/20
UAB	31/34	47/60	78-94	(16)	26-69/33-62	.377/.532	10-36/9-19	.278/.474	16-28/19-27	.571/.704	37/47 (10)	13/25	10/13	6/5	4/6	23/22
WKU	40/39	54/41	94-80	+14	33-68/34-77	.485/.442	19-41/6-24	.463/.250	9-14/6-12	.643/.500	34/50 (16)	22/17	9/12	6/1	4/5	13/13
UTSA	45/24	47/47	92-71	+21	33-70/30-79	.471/.380	13-34/2-18	.382/.111	13-18/9-21	.722/.429	43/54 (11)	24/6	10/16	6/1	7/4	18/15
UTEP	35/45	33/46	68-91	(23)	20-58/37-64	.345/.578	3-25/1-9	.120/.111	25-37/16-20	.676/.800	29/45 (16)	10/14	9/12	2/2	5/4	20/26
Southern Miss	44/37	32/54	76-91	(15)	26-62/32-60	.419/.533	9-30/9-16	.300/.563	15-24/18-29	.625/.621	35/42 (7)	10/18	10/10	2/4	4/4	22/17
LA Tech	52/48	38/46	90-94	(4)	32-71/32-67	.451/.478	13-29/10-21	.448/.476	13-17/20-27	.765/.741	41/39 +2	23/22	13/12	4/8	5/5	21/16

Note: Game totals are displayed in the format TEAM/OPPONENT for each category

# TEAM HIGH/LOW ANALYSIS

## MARSHALL - HIGHS

POINTS	111	TOLEDO (12/10/16)
	110	CHARLOTTE (1/7/2017)
	106	at Pitt (12/28/16)
	98	OHIO (11/30/16)
	98	WESTERN CAROLINA (11/19/16)
FIELD GOALS MADE	42	TOLEDO (12/10/16)
	38	CHARLOTTE (1/7/2017)
FIELD GOAL ATTEMPTS	73	CHARLOTTE (1/7/2017)
	72	at FAU (1/2/2017)
FIELD GOAL PERCENTAGE	.627 (42-67)	TOLEDO (12/10/16)
	.576 (34-59)	at FIU (12/31/16)
3 PT FIELD GOALS MADE	19	WKU (01/21/17)
	17	at Cincinnati (12/22/16)
3 PT FG ATTEMPTS	41	WKU (01/21/17)
	40	at Ohio State (11/25/16)
3 PT FG PERCENTAGE	.567 (17-30)	at Cincinnati (12/22/16)
	.545 (12-22)	CHARLOTTE (1/7/2017)
FREE THROWS MADE	30	MOREHEAD STATE (11/16/16)
	27	OLD DOMINION (1/5/2017)
FREE THROW ATTEMPTS	37	UTEP (1/28/17)
	36	MOREHEAD STATE (11/16/16)
FREE THROW PERCENTAGE	1.000 (12-12)	at Cincinnati (12/22/16)
	.867 (26-30)	at Pitt (12/28/16)
REBOUNDS	51	at FAU (1/2/2017)
	50	WESTERN CAROLINA (11/19/16)
ASSISTS	24	UTSA (1/26/17)
	24	at AKRON (12/17/16)
STEALS	13	at Middle Tennessee (1/12/17)
	10	W.VA. WESLEYAN (12/19/16)
	10	at Eastern Kentucky (12/03/16)
BLOCKED SHOTS	7	OLD DOMINION (1/5/2017)
	7	at FIU (12/31/16)
	7	TOLEDO (12/10/16)
	7	MOREHEAD STATE (11/16/16)
TURNOVERS	17	at Chattanooga (12/06/16)
	16	OLD DOMINION (1/5/2017)
	16	at Eastern Kentucky (12/03/16)
	16	JACKSON STATE (11/21/16)
	16	MOREHEAD STATE (11/16/16)
FOULS	27	at Pitt (12/28/16)
	27	at Chattanooga (12/06/16)
	27	at Eastern Kentucky (12/03/16)

## MARSHALL - LOWS

POINTS	57	at Middle Tennessee (1/12/17)
	68	UTEP (1/28/17)
	70	at Ohio State (11/25/16)
	71	JACKSON STATE (11/21/16)
	76	at Southern Miss (02/02/17)
FIELD GOALS MADE	20	at Middle Tennessee (1/12/17)
	20	UTEP (1/28/17)
FIELD GOAL ATTEMPTS	50	JACKSON STATE (11/21/16)
	53	MOREHEAD STATE (11/16/16)
FIELD GOAL PERCENTAGE	.345 (20-58)	UTEP (1/28/17)
	.369 (24-65)	at Eastern Kentucky (12/03/16)
3 PT FIELD GOALS MADE	3	UTEP (1/28/17)
	4	JACKSON STATE (11/21/16)
3 PT FG ATTEMPTS	14	JACKSON STATE (11/21/16)
	18	MOREHEAD STATE (11/16/16)
3 PT FG PERCENTAGE	.120 (3-25)	UTEP (1/28/17)
	.263 (5-19)	at Middle Tennessee (1/12/17)
FREE THROWS MADE	5	at Ohio State (11/25/16)
	9	W.VA. WESLEYAN (12/19/16)
	9	at FAU (1/2/2017)
	9	WKU (01/21/17)
FREE THROW ATTEMPTS	10	at Ohio State (11/25/16)
	11	W.VA. WESLEYAN (12/19/16)
FREE THROW PERCENTAGE	.450 (9-20)	at FAU (1/2/2017)
	.500 (5-10)	at Ohio State (11/25/16)
REBOUNDS	23	at AKRON (12/17/16)
	25	at Middle Tennessee (1/12/17)
ASSISTS	5	at Middle Tennessee (1/12/17)
	8	MOREHEAD STATE (11/16/16)
STEALS	2	at Pitt (12/28/16)
	3	MOREHEAD STATE (11/16/16)
	3	at Ohio State (11/25/16)
BLOCKED SHOTS	0	at AKRON (12/17/16)
	1	at Ohio State (11/25/16)
	1	at Pitt (12/28/16)
TURNOVERS	7	WESTERN CAROLINA (11/19/16)
	9	WKU (01/21/17)
	9	UTEP (1/28/17)
FOULS	10	WESTERN CAROLINA (11/19/16)
	11	MOREHEAD STATE (11/16/16)

## OPPONENT - HIGHS

POINTS	112	at Pitt (12/28/16)
	111	at Ohio State (11/25/16)
	105	TOLEDO (12/10/16)
	99	at AKRON (12/17/16)
	96	at Chattanooga (12/06/16)
FIELD GOALS MADE	45	at Ohio State (11/25/16)
	39	CHARLOTTE (1/7/2017)
	39	TOLEDO (12/10/16)
FIELD GOAL ATTEMPTS	82	at Ohio State (11/25/16)
	79	UTSA (1/26/17)
FIELD GOAL PERCENTAGE	.586 (34-58)	at AKRON (12/17/16)
	.582 (32-55)	at Chattanooga (12/06/16)
3 PT FIELD GOALS MADE	15	at AKRON (12/17/16)
	11	TOLEDO (12/10/16)
	11	at Eastern Kentucky (12/03/16)
	11	WESTERN CAROLINA (11/19/16)
3 PT FG ATTEMPTS	40	WESTERN CAROLINA (11/19/16)
	29	OHIO (11/30/16)
	29	at Ohio State (11/25/16)
3 PT FG PERCENTAGE	.563 (9-16)	at Southern Miss (02/02/17)
	.563 (9-16)	OLD DOMINION (1/5/2017)
FREE THROWS MADE	27	at Chattanooga (12/06/16)
	26	at Pitt (12/28/16)
FREE THROW ATTEMPTS	39	at Chattanooga (12/06/16)
	37	at Pitt (12/28/16)
FREE THROW PERCENTAGE	.800 (16-20)	UTEP (1/28/17)
	.800 (16-20)	at AKRON (12/17/16)
REBOUNDS	61	at Ohio State (11/25/16)
	58	at Middle Tennessee (1/12/17)
ASSISTS	25	at UAB (01/14/17)
	22	at LA Tech (2/4/17)
	22	at Pitt (12/28/16)
	22	at Ohio State (11/25/16)
STEALS	11	at Chattanooga (12/06/16)
	10	JACKSON STATE (11/21/16)
BLOCKED SHOTS	8	at LA Tech (2/4/17)
	8	at Cincinnati (12/22/16)
TURNOVERS	21	at Eastern Kentucky (12/03/16)
	19	at Middle Tennessee (1/12/17)
FOULS	31	OLD DOMINION (1/5/2017)
	27	at Eastern Kentucky (12/03/16)
	27	MOREHEAD STATE (11/16/16)

## OPPONENT - LOWS

POINTS	61	JACKSON STATE (11/21/16)
	63	WESTERN CAROLINA (11/19/16)
	65	W.VA. WESLEYAN (12/19/16)
	69	N.C. CENTRAL (11/12/16)
	69	at Middle Tennessee (1/12/17)
FIELD GOALS MADE	21	JACKSON STATE (11/21/16)
	22	WESTERN CAROLINA (11/19/16)
FIELD GOAL ATTEMPTS	55	at Eastern Kentucky (12/03/16)
	55	at Chattanooga (12/06/16)
FIELD GOAL PERCENTAGE	.301 (22-73)	WESTERN CAROLINA (11/19/16)
	.339 (21-62)	JACKSON STATE (11/21/16)
3 PT FIELD GOALS MADE	1	UTEP (1/28/17)
	2	UTSA (1/26/17)
3 PT FG ATTEMPTS	9	UTEP (1/28/17)
	13	at Chattanooga (12/06/16)
3 PT FG PERCENTAGE	.111 (1-9)	UTEP (1/28/17)
	.111 (2-18)	UTSA (1/26/17)
FREE THROWS MADE	3	MOREHEAD STATE (11/16/16)
	6	at Middle Tennessee (1/12/17)
	6	WKU (01/21/17)
FREE THROW ATTEMPTS	6	MOREHEAD STATE (11/16/16)
	8	at Middle Tennessee (1/12/17)
FREE THROW PERCENTAGE	.429 (9-21)	UTSA (1/26/17)
	.435 (10-23)	at Cincinnati (12/22/16)
REBOUNDS	31	at FIU (12/31/16)
	33	at Chattanooga (12/06/16)
ASSISTS	6	UTSA (1/26/17)
	8	JACKSON STATE (11/21/16)
STEALS	2	N.C. CENTRAL (11/12/16)
	2	at AKRON (12/17/16)
BLOCKED SHOTS	1	MOREHEAD STATE (11/16/16)
	1	OHIO (11/30/16)
	1	at AKRON (12/17/16)
	1	W.VA. WESLEYAN (12/19/16)
	1	CHARLOTTE (1/7/2017)
	1	WKU (01/21/17)
	1	UTSA (1/26/17)
TURNOVERS	10	at Ohio State (11/25/16)
	10	at Pitt (12/28/16)
	10	at Southern Miss (02/02/17)
FOULS	12	at Cincinnati (12/22/16)
	13	WKU (01/21/17)

# INDIVIDUAL HIGHS

## MARSHALL

Points	35	ELMORE, Jon vs Toledo (12/10/16)
	32	BROWNING, Stevie vs Morehead State (11/16/16)
	31	TAYLOR, Ryan at FAU (1/2/2017)
	31	BROWNING, Stevie at AKRON (12/17/16)
	29	ELMORE, Jon vs Charlotte (1/7/2017)
Field Goals Made	13	TAYLOR, Ryan at FAU (1/2/2017)
	12	BROWNING, Stevie vs Morehead State (11/16/16)
Field Goal Att.	22	BROWNING, Stevie at Cincinnati (12/22/16)
	20	TAYLOR, Ryan at FAU (1/2/2017)
	20	BROWNING, Stevie at AKRON (12/17/16)
	20	ELMORE, Jon at Ohio State (11/25/16)
FG Pct (min 5 made)	800 (8-10)	BROWNING, Stevie vs W.Va. Wesleyan (12/19/16)
	.778 (7-9)	PENAVA, Ajdin at FIU (12/31/16)
3-Point FG Made	7	ELMORE, Jon vs WKU (01/21/17)
	6	LOOP, Austin vs UTSA (1/26/17)
	6	BROWNING, Stevie at Cincinnati (12/22/16)
3-Point FG Att.	12	LOOP, Austin vs UTSA (1/26/17)
	12	ELMORE, Jon vs WKU (01/21/17)
	12	ELMORE, Jon at Ohio State (11/25/16)
3-Pt FG Pct (min 2 made)	1.000 (2-2)	BURKS, C.J. at Cincinnati (12/22/16)
	.750 (6-8)	BROWNING, Stevie at Cincinnati (12/22/16)
	.750 (3-4)	BROWNING, Stevie at FAU (1/2/2017)
	.750 (3-4)	LOOP, Austin at FAU (1/2/2017)
	.750 (3-4)	BROWNING, Stevie vs W.Va. Wesleyan (12/19/16)
	.750 (3-4)	BROWNING, Stevie vs Ohio (11/30/16)
	.750 (3-4)	ELMORE, Jon vs Ohio (11/30/16)
Free Throws Made	13	ELMORE, Jon vs Ohio (11/30/16)
	12	ELMORE, Jon vs Charlotte (1/7/2017)
	12	ELMORE, Jon vs Old Dominion (1/5/2017)
	12	ELMORE, Jon vs Toledo (12/10/16)
	12	ELMORE, Jon at Chattanooga (12/06/16)
Free Throw Att.	17	ELMORE, Jon at Chattanooga (12/06/16)
	16	ELMORE, Jon at Southern Miss (02/02/17)
FT Pct (min 3 made)	1.000 (6-6)	PENAVA, Ajdin at FIU (12/31/16)
	1.000 (6-6)	BURKS, C.J. at Pitt (12/28/16)
	1.000 (5-5)	BROWNING, Stevie vs Charlotte (1/7/2017)
	1.000 (5-5)	LOOP, Austin at AKRON (12/17/16)
	1.000 (4-4)	THOMPSON, Terrence vs UTSA (1/26/17)
	1.000 (4-4)	ELMORE, Jon at FIU (12/31/16)
	1.000 (4-4)	ELMORE, Jon at Cincinnati (12/22/16)
	1.000 (4-4)	TAYLOR, Ryan at Cincinnati (12/22/16)
	1.000 (4-4)	BROWNING, Stevie vs Toledo (12/10/16)
	1.000 (4-4)	THOMPSON, Terrence vs Western Carolina (11/19/16)
	1.000 (4-4)	ELMORE, Jon vs N.C. Central (11/12/16)
	1.000 (3-3)	BURKS, C.J. at LA Tech (2/4/17)
	1.000 (3-3)	BURKS, C.J. at Middle Tennessee (1/12/17)
	1.000 (3-3)	BROWNING, Stevie at Middle Tennessee (1/12/17)
	1.000 (3-3)	BROWNING, Stevie vs Western Carolina (11/19/16)
Rebounds	14	TAYLOR, Ryan vs Charlotte (1/7/2017)
	13	TAYLOR, Ryan vs Old Dominion (1/5/2017)
	13	TAYLOR, Ryan at FAU (1/2/2017)
Assists	12	ELMORE, Jon at Chattanooga (12/06/16)
	11	ELMORE, Jon at LA Tech (2/4/17)
Steals	4	BROWNING, Stevie vs Ohio (11/30/16)
	3	PENAVA, Ajdin at LA Tech (2/4/17)
	3	BROWNING, Stevie at Southern Miss (02/02/17)
	3	THOMPSON, Terrence at Middle Tennessee (1/12/17)
	3	BURKS, C.J. at Middle Tennessee (1/12/17)
	3	LOOP, Austin vs Charlotte (1/7/2017)
	3	ELMORE, Jon vs Old Dominion (1/5/2017)
	3	BROWNING, Stevie at FIU (12/31/16)
	3	ELMORE, Jon vs W.Va. Wesleyan (12/19/16)
	3	NIKOLIC, Aleksa vs W.Va. Wesleyan (12/19/16)
	3	ELMORE, Jon at Eastern Kentucky (12/03/16)
	3	THOMPSON, Terrence vs Western Carolina (11/19/16)
	3	ELMORE, Jon vs N.C. Central (11/12/16)
Blocked Shots	5	TAYLOR, Ryan vs Old Dominion (1/5/2017)
	5	PENAVA, Ajdin at FIU (12/31/16)
Turnovers	7	TAYLOR, Ryan vs Old Dominion (1/5/2017)
	7	ELMORE, Jon at Chattanooga (12/06/16)
	7	ELMORE, Jon at Eastern Kentucky (12/03/16)
	7	ELMORE, Jon vs JACKSON STATE (11/21/16)
Fouls	5	TAYLOR, Ryan at Southern Miss (02/02/17)
	5	TAYLOR, Ryan vs UTEP (1/28/17)
	5	PENAVA, Ajdin vs WKU (01/21/17)
	5	ALLISON, Ky're at UAB (01/14/17)
	5	TAYLOR, Ryan vs Old Dominion (1/5/2017)
	5	PENAVA, Ajdin at FAU (1/2/2017)
	5	PENAVA, Ajdin at Pitt (12/28/16)
	5	TAYLOR, Ryan at Cincinnati (12/22/16)
	5	MIJOVIC, Milan at AKRON (12/17/16)
	5	PENAVA, Ajdin at AKRON (12/17/16)
	5	TAYLOR, Ryan vs Toledo (12/10/16)
	5	PENAVA, Ajdin vs Toledo (12/10/16)
	5	PENAVA, Ajdin at Chattanooga (12/06/16)
	5	ALLISON, Ky're at Chattanooga (12/06/16)
	5	ALLISON, Ky're at Eastern Kentucky (12/03/16)
	5	MIJOVIC, Milan at Ohio State (11/25/16)
	5	TAYLOR, Ryan vs JACKSON STATE (11/21/16)
Minutes	41	BROWNING, Stevie vs Old Dominion (1/5/2017)
	41	BROWNING, Stevie at Cincinnati (12/22/16)
	41	ELMORE, Jon at Cincinnati (12/22/16)
	41	BROWNING, Stevie vs Toledo (12/10/16)
	41	ELMORE, Jon vs Toledo (12/10/16)

## OPPONENT

Points	35	Tre' McLean at Chattanooga (12/06/16)
	31	CAMPBELL, Antonio vs Ohio (11/30/16)
	30	MCCREE, Erik at LA Tech (2/4/17)
	30	Michael Young at Pitt (12/28/16)
	30	Jamel Artis at Pitt (12/28/16)
	30	MAYO, Nick at Eastern Kentucky (12/03/16)
Field Goals Made	12	CLARK, Gary at Cincinnati (12/22/16)
	12	CAMPBELL, Antonio vs Ohio (11/30/16)
Field Goal Att.	22	CAVER, Ahmad vs Old Dominion (1/5/2017)
	21	MCCREE, Erik at LA Tech (2/4/17)
	21	WILLIAMS, Jonathan vs Toledo (12/10/16)
	21	CAMPBELL, Antonio vs Ohio (11/30/16)
FG Pct (min 5 made)	1.000 (8-8)	JOHNSON, Isaiah at AKRON (12/17/16)
	1.000 (5-5)	STANOJEVIC, Mitar vs UTSA (1/26/17)
	1.000 (5-5)	GARVIN, Najee vs Charlotte (1/7/2017)
	1.000 (5-5)	Justin Tuoyo at Chattanooga (12/06/16)
3-Point FG Made	6	ROBOTHAM, Noah at AKRON (12/17/16)
	5	CAMPBELL, Quinton at Southern Miss (02/02/17)
	5	LEE, William at UAB (01/14/17)
	5	STEPHEN, Elmo at FIU (12/31/16)
	5	WILLIAMS, Jonathan vs Toledo (12/10/16)
	5	Williams, Kam at Ohio State (11/25/16)
	5	Paris Collins vs JACKSON STATE (11/21/16)
3-Point FG Att.	11	Elijah Pughesley vs Western Carolina (11/19/16)
	10	DARTIS, Jordan vs Ohio (11/30/16)
3-Pt FG Pct (min 2 made)	1.000 (2-2)	WASHINGTON, Jy'lan at LA Tech (2/4/17)
	1.000 (2-2)	BRACEY, DaQuan at LA Tech (2/4/17)
Free Throws Made	10	Michael Young at Pitt (12/28/16)
	10	Tre' McLean at Chattanooga (12/06/16)
Free Throw Att.	15	Jamel Artis at Pitt (12/28/16)
	15	TAYLOR JR, Steve vs Toledo (12/10/16)
FT Pct (min 3 made)	1.000 (7-7)	MCCREE, Erik at LA Tech (2/4/17)
	1.000 (6-6)	Loving, Marc vs Ohio State (11/25/16)
	1.000 (5-5)	ROBOTHAM, Noah at AKRON (12/17/16)
	1.000 (5-5)	BABB-HARRISON, Jaylen at Eastern Kentucky (12/03/16)
	1.000 (4-4)	JOHNSON, Que vs WKU (01/21/17)
	1.000 (4-4)	POTTS, Giddy at Middle Tennessee (1/12/17)
	1.000 (4-4)	MCGILL, Donte at FIU (12/31/16)
	1.000 (4-4)	Sheldon Jeter at Pitt (12/28/16)
	1.000 (3-3)	WILLMS, Matt vs UTEP (1/28/17)
	1.000 (3-3)	HARRIS, Omega vs UTEP (1/28/17)
	1.000 (3-3)	Massey, Justin at FAU (1/2/2017)
Rebounds	17	LEE, William at UAB (01/14/17)
	16	CAMPBELL, Antonio vs Ohio (11/30/16)
Assists	8	Justice Kithcart at Pitt (12/28/16)
	8	JOHNSON, Isaiah at AKRON (12/17/16)
Steals	5	Tre' McLean at Chattanooga (12/06/16)
	5	Paris Collins vs JACKSON STATE (11/21/16)
Blocked Shots	5	Justin Tuoyo at Chattanooga (12/06/16)
	3	MCCREE, Erik at LA Tech (2/4/17)
	3	DAVIS, Eddie at Southern Miss (02/02/17)
	3	LEE, William at UAB (01/14/17)
	3	UPSHAW, Reggie at Middle Tennessee (1/12/17)
Turnovers	7	GIST, Asante at Eastern Kentucky (12/03/16)
	6	ARTIS, Dominic vs UTEP (1/28/17)
	6	Edric Dennis vs JACKSON STATE (11/21/16)
Fouls	5	DAVIS, Eddie at Southern Miss (02/02/17)
	5	THOMAS, Paul vs UTEP (1/28/17)
	5	FLAGGERT, Jake vs UTEP (1/28/17)
	5	WILLMS, Matt vs UTEP (1/28/17)
	5	LAVENDER, Deion at UAB (01/14/17)
	5	BAKER, Jordan vs Old Dominion (1/5/2017)
	5	STITH, B.J. vs Old Dominion (1/5/2017)
	5	Pfister, William at FAU (1/2/2017)
	5	Cameron Johnson at Pitt (12/28/16)
	5	WILLIAMS, Jonathan vs Toledo (12/10/16)
	5	ANTUNEZ, Lucas vs Toledo (12/10/16)
	5	GIST, Asante at Eastern Kentucky (12/03/16)
	5	DARTIS, Jordan vs Ohio (11/30/16)
	5	MAITLAND, Malik vs Morehead State (11/16/16)
	5	BENTON, Kyle vs N.C. Central (11/12/16)
	5	RANSOM, Will vs N.C. Central (11/12/16)

Official Basketball Box Score -- Game Totals -- Final Statistics  
N.C. Central vs Marshall  
11/12/16 12:00 pm at Cam Henderson Center

N.C. Central 69 • 0-1

Table with columns: # Player, FG-FGA, 3-Ptr, FT-FTA, Rebounds (Off Def Tot), PF, TP, A TO Blk Stl, Min. Rows include DICKERSON, RANSOM, GRAF, COLE, MADISON, WIGGINS, RIVAS, BENTON, TRAPPS, WOLFE, and Team.

FG % 1st Half: 12-36 33.3% 2nd half: 15-30 50.0% Game: 27-66 40.9%  
3FG % 1st Half: 5-17 29.4% 2nd half: 2-9 22.2% Game: 7-26 26.9%  
FT % 1st Half: 3-5 60.0% 2nd half: 5-12 41.7% Game: 8-17 47.1%

Marshall 81 • 1-0

Table with columns: # Player, FG-FGA, 3-Ptr, FT-FTA, Rebounds (Off Def Tot), PF, TP, A TO Blk Stl, Min. Rows include THOMPSON, TAYLOR, BROWNING, ELMORE, LOOP, ALLISON, PENAVA, NIKOLIC, and Team.

FG % 1st Half: 13-32 40.6% 2nd half: 15-27 55.6% Game: 28-59 47.5%  
3FG % 1st Half: 4-16 25.0% 2nd half: 4-10 40.0% Game: 8-26 30.8%  
FT % 1st Half: 5-9 55.6% 2nd half: 12-16 75.0% Game: 17-25 68.0%

Officials: Gerry Pollard, Olandis Poole and Tommy Short  
Technical fouls: N.C. Central-RANSOM, Will. Marshall-None.  
Attendance: 5375

Score by periods table and Points in game table. Score by periods: N.C. Central 32, 37, 69; Marshall 35, 46, 81. Points in game: NCCUM 24, 15, 16, 8, 15; MAR 38, 16, 18, 8, 6.

Last FG - NCCUM 2nd-01:20, MAR 2nd-02:58.  
Largest lead - NCCUM by 4 1st-16:05, MAR by 15 2nd-12:49.  
NCCUM led for 04:34, MAR led for 28:47. Game was tied for 06:38.

Official Basketball Box Score -- Game Totals -- Final Statistics  
Morehead State vs Marshall  
11/16/16 7:00 pm at Huntington, W.Va.

Morehead State 77 • 2-1

Table with columns: # Player, FG-FGA, 3-Ptr, FT-FTA, Rebounds (Off Def Tot), PF, TP, A TO Blk Stl, Min. Rows include WILLIAMS, MARRERO, DICENT, MAITLAND, MOON, BITTING, WALKER, ALEXANDER, HARRIS, BEAMON, HENSON, DIAKITE, and Team.

FG % 1st Half: 17-32 53.1% 2nd half: 17-43 39.5% Game: 34-75 45.3%  
3FG % 1st Half: 5-10 50.0% 2nd half: 1-14 7.1% Game: 6-24 25.0%  
FT % 1st Half: 3-4 75.0% 2nd half: 0-2 0.0% Game: 3-6 50.0%

Marshall 85 • 2-0

Table with columns: # Player, FG-FGA, 3-Ptr, FT-FTA, Rebounds (Off Def Tot), PF, TP, A TO Blk Stl, Min. Rows include THOMPSON, TAYLOR, BROWNING, ELMORE, LOOP, ALLISON, PENAVA, NIKOLIC, BLEDSOE, and Team.

FG % 1st Half: 13-29 44.8% 2nd half: 11-24 45.8% Game: 24-53 45.3%  
3FG % 1st Half: 3-10 30.0% 2nd half: 4-8 50.0% Game: 7-18 38.9%  
FT % 1st Half: 15-19 78.9% 2nd half: 15-17 88.2% Game: 30-36 83.3%

Officials: Mike Stuart, Zelton Stead and Tyler Kumpf  
Technical fouls: Morehead State-None, Marshall-None.  
Attendance: 5872

Score by periods table and Points in game table. Score by periods: Morehead State 42, 35, 77; Marshall 44, 41, 85. Points in game: MOR 40, 24, 16, 8, 21; MAR 32, 20, 4, 4, 13.

Last FG - MOR 2nd-02:00, MAR 2nd-02:19.  
Largest lead - MOR by 7 1st-11:40, MAR by 11 2nd-10:23.  
MOR led for 13:32, MAR led for 23:42. Game was tied for 02:39.

Official Basketball Box Score -- Game Totals -- Final Statistics  
Western Carolina vs Marshall  
11/19/16 5:00 p.m. at Huntington, W.Va.

Western Carolina 63 • 1-3

Table with columns: # Player, FG-FGA, 3-Ptr, FT-FTA, Rebounds (Off Def Tot), PF, TP, A TO Blk Stl, Min. Rows include Marc Gosselin, Yalim Olcay, Devin Peterson, Haboubacar Mutombo, Deriece Parks, Maurice Smith, Elijah Pughlesy, Jason McMillan, Kyle Rhoades, Jesse Deloach, Devonte Fuller, Onno Steger, Charledez Brooks, Adam Sledd, and Team.

FG % 1st Half: 12-34 35.3% 2nd half: 10-39 25.6% Game: 22-73 30.1%  
3FG % 1st Half: 5-17 29.4% 2nd half: 6-23 26.1% Game: 11-40 27.5%  
FT % 1st Half: 3-6 50.0% 2nd half: 5-8 62.5% Game: 8-14 57.1%

Marshall 98 • 3-0

Table with columns: # Player, FG-FGA, 3-Ptr, FT-FTA, Rebounds (Off Def Tot), PF, TP, A TO Blk Stl, Min. Rows include THOMPSON, TAYLOR, BROWNING, ELMORE, LOOP, THIENEMAN, KILGORE, ALLISON, PENAVA, NIKOLIC, ELMORE, BLEDSOE, MIJOVIC, and Team.

FG % 1st Half: 12-31 38.7% 2nd half: 21-39 53.8% Game: 33-70 47.1%  
3FG % 1st Half: 3-13 23.1% 2nd half: 8-14 57.1% Game: 11-27 40.7%  
FT % 1st Half: 13-15 86.7% 2nd half: 8-11 72.7% Game: 21-26 80.8%

Officials: Gary Maxwell, Kevin Mathis and Isaac Barnett  
Technical fouls: Western Carolina-None, Marshall-None.  
Attendance: 5741

Score by periods table and Points in game table. Score by periods: Western Carolina 32, 31, 63; Marshall 40, 58, 98. Points in game: WCU 14, 6, 12, 0, 20; MAR 38, 14, 11, 2, 25.

Last FG - WCU 2nd-00:14, MAR 2nd-01:06.  
Largest lead - WCU None, MAR by 39 2nd-01:06.  
WCU led for 00:00, MAR led for 38:36. Game was tied for 01:24.

Official Basketball Box Score -- Game Totals -- Final Statistics  
JACKSON STATE vs Marshall  
11/21/16 7:00 p.m. at Huntington, W.Va.

JACKSON STATE 61 • 1-3

Table with columns: # Player, FG-FGA, 3-Ptr, FT-FTA, Rebounds (Off Def Tot), PF, TP, A TO Blk Stl, Min. Rows include Maurice Rivers, Janarius Middleton, Edric Dennis, Yettra Specks, Paris Collins, Chace Franklin, Derek Roscoe, Sherron Wilson, and Dontaveon Robinson.

FG % 1st Half: 12-33 36.4% 2nd half: 9-29 31.0% Game: 21-62 33.9%  
3FG % 1st Half: 5-12 41.7% 2nd half: 1-9 11.1% Game: 6-21 28.6%  
FT % 1st Half: 6-8 75.0% 2nd half: 7-11 63.6% Game: 13-19 68.4%

Marshall 71 • 4-0

Table with columns: # Player, FG-FGA, 3-Ptr, FT-FTA, Rebounds (Off Def Tot), PF, TP, A TO Blk Stl, Min. Rows include THOMPSON, TAYLOR, BROWNING, ELMORE, LOOP, ALLISON, PENAVA, NIKOLIC, BLEDSOE, and Team.

FG % 1st Half: 10-26 38.5% 2nd half: 14-24 58.3% Game: 24-50 48.0%  
3FG % 1st Half: 3-10 30.0% 2nd half: 1-4 25.0% Game: 4-14 28.6%  
FT % 1st Half: 11-17 64.7% 2nd half: 8-9 88.9% Game: 19-26 73.1%

Officials: Joe DeRosa, Jason Baker, Brandon Hiers  
Technical fouls: JACKSON STATE-None, Marshall-TAYLOR, Ryan 2.  
Attendance: 4785

Score by periods table and Points in game table. Score by periods: JACKSON STATE 35, 26, 61; Marshall 34, 37, 71. Points in game: JACKST 26, 20, 22, 2, 8; MAR 34, 7, 8, 4, 21.

Last FG - JACKST 2nd-00:07, MAR 2nd-00:55.  
Largest lead - JACKST by 5 1st-16:07, MAR by 12 2nd-00:55.  
JACKST led for 14:59, MAR led for 15:37. Game was tied for 09:24.















**Christian Thieneman**  
R-FR | F | 6-5/208  
Louisville, Ky.



**Terrence Thompson**  
JR | F | 6-7/217  
Durham, N.C.



**Stevie Browning**  
SR | G | 6-3/177  
Logan, W.Va.



**Janson Williams**  
FR | F | 6-8/206  
Newman, Ga.



**Jacob Kilgore**  
SO | F | 6-5/191  
Huntington, W.Va.



**Ky're Allison**  
FR | G | 6-2/181  
Portsmouth, Ohio



**Ajdin Penava**  
SO | F | 6-9/222  
Sarajevo, Bosnia and Herzegovina



**C.J. Burks**  
SO | G | 6-3/203  
Martinsburg, W.Va.



**Aleksa Nikolic**  
SO | G | 6-5/221  
Pancevo, Serbia



**Rondale Watson**  
JR | G | 6-4/188  
Lewisburg, W.Va.



**Ot Elmore**  
JR | G | 6-2/197  
Charleston, W.Va.



**Ryan Taylor**  
SR | F | 6-5/249  
Indianapolis, Ind.



**Phil Bledsoe**  
FR | G/F | 6-6/224  
Wheeling, W.Va.



**Jon Elmore**  
JR | G | 6-3/189  
Charleston, W.Va.



**Austin Loop**  
SR | G | 6-4/210  
South Webster, Ohio



**Milan Mijovic**  
JR | F | 6-9/245  
Belgrade, Serbia



**Dan D'Antoni**  
Head Coach, third year  
Marshall '70



**Mark Cline**  
Assistant Coach, seventh year  
Wake Forest '88



**Scott Rigot**  
Assistant coach, third year  
Buffalo '86



**Neal Scaggs**  
Dir. of Operations, second year  
Marshall '13



**Ivan Vujic**  
Video Coordinator, second year  
Valparaiso '06



**Chris Lapole**  
Athletic Trainer, third year  
Marshall '98



**Joe Varga**  
Strength Coach, sixth year  
Louisville, Ky.



**Nick Gilkerson**  
Graduate Assistant, sixth year  
Marshall '16



**Jacob Smith**  
Graduate Assistant, fifth year  
Marshall '16



**Alex Church**  
Head Manager, third year