

# 2008 SEASON RECAP

## MARQUETTE TAKES THE FIGHT TO THE IRISH

Numerous career-highs were set in the Nov. 2 match against Notre Dame. Middle Blocker Rabbecka Gonyo had 16 kills with only one error on 29 kills, along with a career-high nine blocks. Freshmen Tiara Russell and Ciara Jones also set career-highs with 10 kills and nine blocks, and 12 kills and six blocks, respectively.

## MARQUETTE DOWNS MILWAUKEE

Against the Panthers, Rabbecka Gonyo tied her career-high with 18 kills, while Leslie Bielski also tied a career high with 17. Caryn Mastandrea recorded a career-high 20 digs to go along with 47 assists for her sixth double-double of the season. The win stopped a four-match losing streak for the Golden Eagles.

## ST. JOHN'S MATCH INCLUDES CAREER HIGHS AND PROGRAM FIRSTS

Helping the Golden Eagles beat St. John's for the first time in school history and improve to 2-0 in the BIG EAST for the first time ever, was junior setter Caryn Mastandrea who recorded a career-high 19 digs to go along with seven kills and 39 assists. Also registering career highs were junior Katie Vancura with seven blocks and freshman Tiara Russell with eight kills and nine blocks. Freshman libero Amy Deelo also tied a career high with four service aces.

## MARQUETTE CHEESE BOWL ALL-TOURNAMENT TEAM

Caryn Mastandrea was named to an all-tournament for the third consecutive weekend when she was chosen as a member of the Marquette Cheese Bowl All-Tournament Team. The junior setter set a career high with 52 assists against American in Marquette's lone win of the weekend. Mastandrea also recorded 15 digs in the American match for her fourth double-double of the season.

## CARYN MASTANDREA NAMED TO FOUR BIG EAST HONOR ROLLS


Junior setter Caryn Mastandrea was named to the BIG EAST Honor Roll four times over the course of 2008 for her outstanding play throughout the season. She was named to the honor roll for the weeks of Sept. 15, Oct. 6, Nov. 3 and Nov. 10.

## HEISSER AT THE HELM

Seven-year head coach Pati Rolf resigned following the team's 3-2 loss at Seton Hall on Nov. 9, leaving assistant coach Erica Heisser as the interim head coach for the team's remaining four matches. In her first match, Heisser defeated Veronica Hammersmith of West Virginia, 3-0, in a match-up of the most and least experienced coaches in NCAA Division I. Hammersmith had 562 wins to her credit in 34 years.

Heisser, an MU assistant for the previous four years, played for outgoing coach Pati Rolf from 2002-04 at Marquette and finished her career with 634 kills and 230 blocks.

Rolf concluded her tenure at Marquette with a record of 102-98 (51.0 percent), giving her the highest winning percentage in school history



RABBECKA  
GONYO

## INDIVIDUAL AWARDS

### ASHLEE FISHER

2008 Marquette Challenge All-Tournament

### RABBECKA GONYO

2008 Marquette Challenge All-Tournament

### CARYN MASTANDREA

2008 UNI Invitational All-Tournament  
2008 Marquette Challenge All-Tournament  
2008 Marquette Cheese Bowl All-Tournament  
BIG EAST Honor Roll (Week of Sept. 15)  
BIG EAST Honor Roll (Week of Oct. 6)  
BIG EAST Honor Roll (Week of Nov. 3)  
BIG EAST Honor Roll (Week of Nov. 10)



# 2008 RESULTS

| DATE   | OPPONENT             | W | L | SET SCORES |       |       |       | KILLS      | DIGS               | BLOCKS                 |                    |
|--|----------------------|---|---|------------|-------|-------|-------|------------|--------------------|------------------------|--------------------|
| <b>AUG. 29-30 — MARQUETTE KICK-OFF TOURNAMENT; AL MCGUIRE CENTER</b> |                      |   |   |            |       |       |       |            |                    |                        |                    |
| Aug. 29  | Houston              |   | L | 23-25      | 25-22 | 22-25 | 22-25 | Fisher 13  | Angst 11           | Gonyo 6                |                    |
| Aug. 30  | Chattanooga          | W |   | 25-11      | 25-12 | 25-17 |       | Fisher 18  | Deelo 13           | Vancura 5              |                    |
|  | Tennessee            |   | L | 14-25      | 25-22 | 22-25 | 21-25 | Fisher 13  | Deelo 10           | Russell 6              |                    |
| <b>Sept. 5-6 — UNI Invitational; Cedar Falls, Iowa</b>               |                      |   |   |            |       |       |       |            |                    |                        |                    |
| Sept. 5  | vs Clemson           |   | L | 10-25      | 23-25 | 17-25 |       | Bielski 13 | Deelo 9            | Gonyo 5                |                    |
| Sept. 6  | at Northern Iowa     |   | L | 20-25      | 23-25 | 20-25 |       | Bielski 12 | Bielski, Viola 9   | Bielski 4              |                    |
|  | vs Northern Illinois | W |   | 30-28      | 25-21 | 22-25 | 25-23 | Fisher 22  | Deelo 21           | Akin, Gonyo, Russell 3 |                    |
| <b>Sept. 12-13 — Marquette Challenge; Al McGuire Center</b>          |                      |   |   |            |       |       |       |            |                    |                        |                    |
| Sept. 12   | Temple               | W |   | 25-14      | 18-25 | 21-25 | 27-25 | 15-10      | Fisher 19          | Mastandrea 16          | Russell 8          |
| Sept. 13   | Green Bay            | W |   | 27-29      | 25-16 | 25-12 | 25-19 |            | Gonyo 18           | Deelo 26               | Fisher, Gonyo 4    |
|  | Bowling Green        |   | L | 25-21      | 25-21 | 16-25 | 16-25 | 13-15      | Bielski 14         | Viola 16               | Gonyo 5            |
| <b>Sept. 20-21 — Marquette Cheese Bowl; Al McGuire Center</b>        |                      |   |   |            |       |       |       |            |                    |                        |                    |
| Sept. 20   | Oregon State         |   | L | 19-25      | 10-25 | 25-23 | 19-25 |            | Bielski 14         | Deelo 13               | Russell 7          |
|  | American             | W |   | 29-27      | 16-25 | 22-25 | 25-18 | 16-14      | Fisher 17          | Deelo 20               | Russell, Gonyo 7   |
| Sept. 21   | Wisconsin            |   | L | 23-25      | 23-25 | 15-25 |       |            | Fisher 11          | Mastandrea 9           | Russell, Vancura 5 |
| Sept. 26   | at Rutgers*          | W |   | 25-20      | 25-18 | 25-23 |       |            | Fisher 14          | Deelo 14               | Gonyo 5            |
| Oct. 3   | at St. John's*       | W |   | 25-21      | 17-25 | 26-24 | 25-21 |            | Bielski 14         | Mastandrea 19          | Russell 9          |
| Oct. 5   | Connecticut*         |   | L | 20-25      | 21-25 | 19-25 |       |            | Bielski, Fisher 13 | Deelo 10               | Russell 3          |
| Oct. 10  | at USF*              |   | L | 21-25      | 20-25 | 16-25 |       |            | Fisher 10          | Deelo 9                | Gonyo 4            |
| Oct. 12  | at Georgetown*       |   | L | 24-26      | 19-25 | 23-25 |       |            | Fisher 10          | Deelo 10               | Russell, Vancura 5 |
| Oct. 18  | Syracuse*            |   | L | 16-25      | 21-25 | 25-16 | 25-21 | 12-15      | Fisher 23          | Deelo 19               | Gonyo 4            |
| Oct. 20  | UW-Milwaukee         | W |   | 25-27      | 24-26 | 25-11 | 25-16 | 15-11      | Gonyo 18           | Deelo 24               | Russell, Gonyo 7   |
| Oct. 24  | Louisville*          |   | L | 8-25       | 19-25 | 21-25 |       |            | Jones 6            | Deelo 9                | Russell 3          |
| Oct. 26  | Cincinnati*          |   | L | 15-25      | 18-25 | 23-25 |       |            | Bielski 10         | Deelo 14               | Russell, Vancura 2 |
| Nov. 1   | at DePaul*           |   | L | 25-21      | 28-30 | 24-26 | 25-23 | 12-15      | Fisher 19          | Deelo 20               | Gonyo 5            |
| Nov. 2   | at Notre Dame*       | W |   | 28-26      | 22-25 | 25-20 | 25-22 | 15-12      | Fisher 19          | Deelo 22               | Russell, Gonyo 9   |
| Nov. 8   | at Villanova*        | W |   | 25-23      | 20-25 | 25-21 | 25-20 | 15-3       | Fisher 20          | Deelo 18               | Gonyo 8            |
| Nov. 9   | at Seton Hall*       |   | L | 25-21      | 11-25 | 25-21 | 22-25 | 17-19      | Fisher 18          | Deelo 26               | Russell 7          |
| Nov. 14  | West Virginia*       | W |   | 25-22      | 25-17 | 25-20 |       |            | Fisher 11          | Deelo 18               | Russell, Jones 5   |
| Nov. 16  | Pittsburgh*          |   | L | 20-25      | 18-25 | 17-25 |       |            | Fisher 12          | Mastandrea 6           | Bielski, Russell 2 |
| <b>NOV. 28-29 — WESTERN MICHIGAN CLASSIC</b>                         |                      |   |   |            |       |       |       |            |                    |                        |                    |
| Nov. 28  | Western Michigan     |   | L | 17-25      | 17-25 | 9-25  |       |            | Bielski 8          | Deelo, Viola 10        | Gonyo 2            |
| Nov. 29  | Miami (Ohio)         |   | L | 17-25      | 19-25 | 9-25  |       |            | Bielski 8          | Deelo 12               | Four players 1     |

## RECORD BREAKDOWN

|                |       |                      |     |
|----------------|-------|----------------------|-----|
| Overall Record | 11-18 | BIG EAST Record      | 5-9 |
| Home           | 7-10  | BIG EAST at Home     | 2-5 |
| Road           | 3-6   | BIG EAST on the Road | 3-4 |
| Neutral        | 1-2   |                      |     |

\* denotes BIG EAST Contest

## 2008 MU TEAM SUPERLATIVES

|                     |     |                  |      |      |               |
|---------------------|-----|------------------|------|------|---------------|
| K                   | 71  | vs Northern Ill. | Digs | 89   | Green Bay     |
| TA                  | 169 | UW-Milwaukee     | BS   | 10   | at Georgetown |
| Pct. .389 (42-7-90) |     | Chattanooga      | BA   | 38   | at Notre Dame |
| Ast                 | 65  | vs Northern Ill. | Pts  | 92.0 | at Notre Dame |
| SA                  | 10  | Bowling Green    |      |      |               |

## 2008 MATCH SUPERLATIVES

| Statistic        | Player         | Opponent                       |
|------------------|----------------|--------------------------------|
| K                | 23             | Ashlee Fisher Syracuse         |
| TA               | 57             | Ashlee Fisher Syracuse         |
| Pct. (min. 10TA) | .643 (18-0-28) | Ashlee Fisher Chattanooga      |
| Ast              | 52             | Caryn Mastandrea twice         |
| SA               | 4              | Amy Deelo twice                |
| Digs             | 26             | Amy Deelo Green Bay            |
| BS               | 3              | two players four times         |
| BA               | 9              | Gonyo, Russell at Notre Dame   |
| Pts              | 23.5           | Ashlee Fisher vs Northern Ill. |

## ATTENDANCE

| Site    | Total  | MP | Avg. | High                         |
|---------|--------|----|------|------------------------------|
| Home    | 7,989  | 17 | 470  | 831 (Aug. 29 vs Wisconsin)   |
| Away    | 4,961  | 9  | 551  | 1,269 (Nov. 2 at Notre Dame) |
| Neutral | 1,076  | 3  | 359  | -                            |
| Season  | 14,026 | 29 | 783  | 1,269 (Nov. 2 at Notre Dame) |

# 2008 STATISTICS

## 2008 INDIVIDUAL OVERALL STATISTICS

| Name             | GP         | MP-MS        | Attack          |             |              |             | Set         |              | Serve         |             |            |             | Dig          |               | Blocking     |             |           |           | BHE            | Pts. |
|------------------|------------|--------------|-----------------|-------------|--------------|-------------|-------------|--------------|---------------|-------------|------------|-------------|--------------|---------------|--------------|-------------|-----------|-----------|----------------|------|
|                  |            |              | K-E             | TA          | KPG          | Pct         | A           | APG          | SA-SE         | SAPG        | RE         | Dig         | DPG          | BS-BA         | Total        | BPG         | BE        |           |                |      |
| Ashlee Fisher    | 103        | 27-26        | 381-201         | 993         | 3.70         | .181        | 15          | 0.15         | 14-30         | 0.14        | 23         | 103         | 1.00         | 5-38          | 43           | 0.42        | 10        | 0         | 420.0          |      |
| Leslie Bielski   | 110        | 29-27        | 307-176         | 827         | 2.79         | .158        | 22          | 0.20         | 5-15          | 0.20        | 24         | 171         | 1.55         | 8-41          | 49           | 0.45        | 23        | 1         | 340.5          |      |
| Rabbecca Gonyo   | 109        | 29-28        | 229-101         | 581         | 2.10         | .220        | 22          | 0.20         | 0-8           | 0.00        | 0          | 47          | 0.43         | 21-86         | 107          | 0.98        | 14        | 3         | 293.0          |      |
| Ciara Jones      | 39         | 14-5         | 73-45           | 207         | 1.87         | .135        | 3           | 0.08         | 0-0           | 0.00        | 3          | 20          | 0.51         | 4-16          | 20           | 0.51        | 2         | 1         | 85.0           |      |
| Katie Vancura    | 92         | 26-15        | 122-71          | 379         | 1.33         | .135        | 10          | 0.11         | 0-3           | 0.00        | 2          | 21          | 0.23         | 5-67          | 72           | 0.78        | 3         | 0         | 170.5          |      |
| Caryn Mastandrea | 105        | 27-25        | 125-24          | 325         | 1.19         | .311        | 933         | 8.89         | 19-18         | 0.18        | 0          | 235         | 2.24         | 2-37          | 39           | 0.37        | 13        | 10        | 164.5          |      |
| Tiara Russell    | 111        | 29-29        | 120-59          | 307         | 1.08         | .199        | 23          | 0.21         | 11-37         | 0.10        | 1          | 47          | 0.42         | 15-109        | 124          | 1.12        | 9         | 4         | 200.5          |      |
| Laira Akin       | 18         | 6-3          | 10-2            | 32          | 0.53         | .250        | 78          | 4.11         | 0-0           | 0.00        | 0          | 5           | 0.26         | 0-12          | 12           | 0.63        | 2         | 1         | 16.0           |      |
| Hailey Viola     | 110        | 29-8         | 9-12            | 60          | 0.08         | -.050       | 89          | 0.81         | 8-10          | 0.07        | 15         | 202         | 1.84         | 0-2           | 2            | 0.02        | 0         | 4         | 18.0           |      |
| Terri Angst      | 108        | 29-7         | 3-4             | 20          | 0.03         | -.050       | 22          | 0.20         | 11-9          | 0.10        | 25         | 169         | 1.56         | 0-1           | 1            | 0.01        | 0         | 2         | 14.5           |      |
| Amy Deelo        | 111        | 29-1         | 1-4             | 27          | 0.01         | -.111       | 54          | 0.49         | 22-14         | 0.20        | 48         | 408         | 3.68         | 0-0           | 0            | 0.00        | 0         | 3         | 23.0           |      |
| Alexandra Coello | 17         | 10-0         | 0-0             | 0           | 0.00         | .000        | 3           | 0.18         | 0-3           | 0.00        | 0          | 5           | 0.29         | 0-0           | 0            | 0.00        | 0         | 0         | 0.0            |      |
| Jessica Kieser   | 11         | 7-0          | 0-0             | 1           | 0.00         | .000        | 0           | 0.00         | 0-1           | 0.00        | 0          | 3           | 0.27         | 0-0           | 0            | 0.00        | 0         | 0         | 0.0            |      |
| <b>Total</b>     | <b>111</b> | <b>29-29</b> | <b>1380-699</b> | <b>3759</b> | <b>12.44</b> | <b>.181</b> | <b>1274</b> | <b>11.48</b> | <b>90-148</b> | <b>0.81</b> | <b>163</b> | <b>1436</b> | <b>12.64</b> | <b>60-409</b> | <b>264.5</b> | <b>2.38</b> | <b>76</b> | <b>29</b> | <b>1,734.5</b> |      |

## 2008 INDIVIDUAL CONFERENCE STATISTICS

| Name             | GP        | MP-MS        | Attack         |             |              |             | Set        |              | Serve        |             |           |            | Dig          |               | Blocking     |             |           |           | BHE          | Pts. |
|------------------|-----------|--------------|----------------|-------------|--------------|-------------|------------|--------------|--------------|-------------|-----------|------------|--------------|---------------|--------------|-------------|-----------|-----------|--------------|------|
|                  |           |              | K-E            | TA          | KPG          | Pct         | A          | APG          | SA-SE        | SAPG        | RE        | Dig        | DPG          | BS-BA         | Total        | BPG         | BE        |           |              |      |
| Ashlee Fisher    | 51        | 14-13        | 189-113        | 490         | 3.71         | .155        | 8          | 0.16         | 6-9          | 0.12        | 11        | 49         | 0.96         | 2-15          | 17           | 0.33        | 4         | 0         | 204.5        |      |
| Leslie Bielski   | 52        | 14-14        | 140-78         | 387         | 2.69         | .160        | 15         | 0.29         | 2-7          | 0.04        | 10        | 82         | 1.58         | 3-24          | 27           | 0.52        | 8         | 1         | 157.0        |      |
| Rabbecca Gonyo   | 53        | 14-14        | 101-54         | 263         | 1.91         | .179        | 12         | 0.23         | 0-1          | 0.00        | 0         | 27         | 0.51         | 13-42         | 55           | 1.04        | 5         | 1         | 135.0        |      |
| Ciara Jones      | 28        | 10-4         | 50-29          | 142         | 1.79         | .148        | 2          | 0.07         | 0-0          | 0.00        | 0         | 14         | 0.50         | 3-12          | 15           | 0.54        | 2         | 1         | 59.0         |      |
| Katie Vancura    | 38        | 12-6         | 43-27          | 127         | 1.13         | .126        | 6          | 0.16         | 0-1          | 0.00        | 2         | 8          | 0.21         | 5-27          | 32           | 0.84        | 1         | 0         | 61.5         |      |
| Caryn Mastandrea | 53        | 14-14        | 70-11          | 186         | 1.32         | .317        | 491        | 9.26         | 5-5          | 0.09        | 0         | 113        | 2.13         | 2-28          | 30           | 0.57        | 7         | 7         | 91.0         |      |
| Tiara Russell    | 53        | 14-14        | 60-32          | 152         | 1.13         | .184        | 12         | 0.23         | 6-19         | 0.11        | 0         | 22         | 0.42         | 5-58          | 63           | 1.19        | 3         | 1         | 100.0        |      |
| Hailey Viola     | 53        | 14-1         | 2-6            | 19          | 0.04         | -.211       | 20         | 0.38         | 3-4          | 0.06        | 10        | 81         | 1.53         | 0-0           | 0            | 0.00        | 0         | 2         | 5.0          |      |
| Terri Angst      | 50        | 14-4         | 3-3            | 14          | 0.06         | .000        | 9          | 0.18         | 4-3          | 0.08        | 12        | 76         | 1.52         | 0-1           | 1            | 0.02        | 0         | 1         | 7.5          |      |
| Amy Deelo        | 53        | 14-0         | 0-3            | 13          | 0.00         | -.231       | 25         | 0.47         | 13-9         | 0.25        | 20        | 201        | 3.79         | 0-0           | 0            | 0.00        | 0         | 3         | 13.0         |      |
| Alexandra Coello | 11        | 7-0          | 0-0            | 0           | 0.00         | .000        | 1          | 0.09         | 0-1          | 0.00        | 0         | 3          | 0.27         | 0-0           | 0            | 0.00        | 0         | 0         | 0.0          |      |
| Jessica Kieser   | 2         | 2-0          | 0-0            | 0           | 0.00         | .000        | 0          | 0.00         | 0-0          | 0.00        | 0         | 0          | 0.00         | 0-0           | 0            | 0.00        | 0         | 0         | 0.0          |      |
| <b>Total</b>     | <b>53</b> | <b>14-14</b> | <b>658-356</b> | <b>1793</b> | <b>12.43</b> | <b>.169</b> | <b>601</b> | <b>11.34</b> | <b>39-59</b> | <b>0.74</b> | <b>74</b> | <b>676</b> | <b>12.75</b> | <b>33-207</b> | <b>136.5</b> | <b>2.58</b> | <b>30</b> | <b>17</b> | <b>833.5</b> |      |

## 2008 TEAM STATISTICS

|                  | OVERALL | BIG EAST |                             | OVERALL | BIG EAST |     |     |       |       |
|------------------|---------|----------|-----------------------------|---------|----------|-----|-----|-------|-------|
| Games            | 111     | 53       | Blocking                    |         |          |     |     |       |       |
| Attack           |         |          | Block Solo                  | 60      | 33       |     |     |       |       |
| Kills            | 1,321   | 659      | Block Assist                | 409     | 207      |     |     |       |       |
| Errors           | 699     | 356      | Total Blocks                | 264.5   | 136.5    |     |     |       |       |
| Total Attacks    | 3,760   | 1,794    | Blocks Per Game             | 2.38    | 2.58     |     |     |       |       |
| Attack Pct       | .181    | .169     | Block Errors                | 76      | 30       |     |     |       |       |
| Kills/Game       | 12.44   | 12.43    | Ball Handling Errors        | 29      | 17       |     |     |       |       |
| Set              |         |          | <b>OVERALL GAME-BY-GAME</b> |         |          |     |     |       |       |
| Assists          | 1,274   | 601      | <b>MATCH WINS BY SET</b>    |         |          |     |     |       |       |
| Assists/Game     | 11.48   | 11.34    | 1                           | 2       | 3        | 4   | 5   | TOTAL |       |
| Serve            |         |          | Marquette                   | -       | -        | 3   | 3   | 5     | 11    |
| Aces             | 90      | 39       | Opponents                   | -       | -        | 11  | 3   | 4     | 18    |
| Errors           | 148     | 59       | <b>SET WINS BY MATCH</b>    |         |          |     |     |       |       |
| Aces/Game        | 0.81    | 0.79     | 1                           | 2       | 3        | 4   | 5   | TOTAL |       |
| Serve Receptions |         |          | Marquette                   | 13      | 7        | 9   | 10  | 5     | 45    |
| Errors           | 163     | 74       | Opponents                   | 16      | 22       | 19  | 5   | 4     | 66    |
| Errors/Game      | 1.5     | 1.4      | <b>POINTS BY SET</b>        |         |          |     |     |       |       |
| Defense          |         |          | 1                           | 2       | 3        | 4   | 5   | TOTAL |       |
| Digs             | 1,436   | 676      | Marquette                   | 633     | 601      | 605 | 377 | 130   | 2,346 |
| Digs/Game        | 12.94   | 12.75    | Opponents                   | 685     | 683      | 668 | 358 | 114   | 2,508 |



# 2008 MATCH BY MATCH

|                                     |    |    |    |    |
|-------------------------------------|----|----|----|----|
| Houston (3)                         | 23 | 25 | 25 | 25 |
| Marquette (1)                       | 25 | 22 | 22 | 22 |
| Aug. 29 • Al McGuire Center • (0-1) |    |    |    |    |

| Houston           | SP | K-E-TA    | PCT   | A SA-SE | RE   | DIG | BS-BA | BHE  | BHE | PTS  |
|-------------------|----|-----------|-------|---------|------|-----|-------|------|-----|------|
| CAVE, Kinsey      | 4  | 5-5-35    | .000  | 2       | 0-2  | 0   | 4     | 0-2  | 0   | 6.0  |
| PANOVA, Nataliya  | 4  | 11-2-23   | .391  | 0       | 1-3  | 1   | 6     | 0-1  | 0   | 32.5 |
| KING, Kelsey      | 4  | 1-2-4     | -.250 | 35      | 1-2  | 1   | 4     | 0-3  | 1   | 3.5  |
| FARMER, Justine   | 4  | 22-6-40   | .400  | 0       | 1-2  | 2   | 8     | 1-1  | 0   | 24.5 |
| FREITAS, Barbara  | 4  | 2-3-9     | -.111 | 1       | 1-4  | 0   | 2     | 0-4  | 0   | 5.0  |
| CHARUK, Lucy      | 4  | 6-2-18    | .222  | 0       | 0-0  | 1   | 0     | 2-4  | 0   | 10.0 |
| ZAUERE, Ingrida   | 2  | 1-0-3     | .333  | 0       | 0-0  | 0   | 0     | 0-1  | 0   | 1.5  |
| CARSON, Amanda    | 4  | 1-0-1     | 1.000 | 0       | 2-3  | 0   | 12    | 0-0  | 0   | 3.0  |
| CARDOSO DESA, Alk | 2  | 0-0-0     | .000  | 3       | 1-0  | 0   | 1     | 0-0  | 0   | 1.0  |
| BAKER, Samantha   | 2  | 0-0-0     | .000  | 1       | 0-0  | 0   | 1     | 0-0  | 1   | 0.0  |
| Totals            | 4  | 49-20-113 | .257  | 42      | 7-16 | 5   | 38    | 3-16 | 2   | 67.0 |

| Marquette  | S-P | K-E-TA    | PCT   | A SA-SE | RE   | DIG | BS-BA | BHE  | BHE | PTS  |
|------------|-----|-----------|-------|---------|------|-----|-------|------|-----|------|
| BIELSKI    | 4   | 9-6-22    | .436  | 1       | 1-0  | 1   | 3     | 0-3  | 1   | 11.5 |
| FISHER     | 4   | 13-10-35  | .086  | 1       | 1-3  | 2   | 7     | 0-2  | 1   | 15.0 |
| RUSSELL    | 4   | 4-3-12    | -.083 | 0       | 0-0  | 0   | 0     | 0-2  | 2   | 5.0  |
| GONYO      | 4   | 9-4-20    | .250  | 0       | 0-5  | 0   | 3     | 0-6  | 2   | 12.0 |
| DEELO      | 4   | 1-0-2     | .500  | 0       | 0-1  | 0   | 6     | 0-0  | 0   | 1.0  |
| MASTANDREA | 4   | 0-1-6     | -.167 | 31      | 1-2  | 0   | 4     | 0-0  | 2   | 1.0  |
| JONES      | 4   | 11-5-23   | .261  | 1       | 0-0  | 0   | 2     | 1-2  | 0   | 13.0 |
| AKIN       | 2   | 2-0-3     | .667  | 8       | 0-0  | 0   | 2     | 0-1  | 0   | 2.5  |
| ANGST      | 4   | 0-0-0     | .000  | 1       | 1-2  | 2   | 11    | 0-0  | 0   | 1.0  |
| KIESER     | 1   | 0-0-1     | .000  | 0       | 0-0  | 0   | 0     | 0-0  | 0   | 0.0  |
| VIOLA      | 3   | 0-0-0     | .000  | 0       | 1-0  | 0   | 2     | 0-0  | 0   | 1.0  |
| Team       |     |           |       |         |      |     |       |      |     | 2    |
| Totals     | 4   | 49-29-124 | .161  | 43      | 5-13 | 7   | 40    | 1-16 | 8   | 63.0 |

The first match of the season saw Marquette finish the opening set with a 25-23 victory in which junior setter Caryn Mastandrea recorded 13 assists...The Golden Eagles came out slow in the second but never trailed by more than four points...Kills by Leslie Bielski and Ciara Jones pulled Marquette within one at 23-22 during the second set, but Houston responded defensively and captured the win...Marquette fell behind by six early in the third set and failed to recover, falling 25-22...MU fell behind early in the fourth set but a powerful rally pulled them within two at 24-22 before a kill from Houston ended the match.


|                                     |    |    |    |
|-------------------------------------|----|----|----|
| Chattanooga (0)                     | 11 | 12 | 17 |
| Marquette (3)                       | 25 | 25 | 25 |
| Aug. 30 • Al McGuire Center • (1-1) |    |    |    |

| Chattanooga         | SP | K-E-TA   | PCT   | A SA-SE | RE  | DIG | BS-BA | BHE | BHE | PTS  |
|---------------------|----|----------|-------|---------|-----|-----|-------|-----|-----|------|
| NETHERY, Laura      | 3  | 5-4-12   | .083  | 1       | 0-0 | 0   | 0     | 0-1 | 0   | 5.5  |
| KUHN, Ellie         | 3  | 3-1-8    | .250  | 0       | 2-0 | 0   | 1     | 0-1 | 0   | 5.5  |
| CONNER, Cassie      | 3  | 1-2-8    | -.125 | 13      | 0-3 | 0   | 1     | 0-0 | 0   | 1.0  |
| KULLAK, Aurore      | 3  | 1-4-12   | -.250 | 0       | 1-0 | 4   | 0     | 0-0 | 0   | 2.0  |
| SCOTT, Jessica      | 3  | 7-2-14   | .357  | 0       | 0-1 | 0   | 4     | 0-2 | 0   | 8.0  |
| YEAGER, Ashley      | 3  | 5-2-20   | .150  | 1       | 0-0 | 3   | 11    | 0-0 | 0   | 5.0  |
| BARNES, Courtney    | 1  | 0-0-3    | .000  | 0       | 0-0 | 0   | 0     | 0-0 | 0   | 0.0  |
| HARVILLE, Stephanie | 2  | 0-2-5    | -.400 | 0       | 0-0 | 2   | 0     | 0-0 | 0   | 0.0  |
| HUFF, Michaela      | 1  | 0-0-0    | .000  | 2       | 0-0 | 0   | 0     | 0-0 | 0   | 0.0  |
| NEWBERRY, Lara      | 3  | 0-0-1    | .000  | 1       | 0-1 | 1   | 11    | 0-0 | 0   | 0.0  |
| CHASTAIN, Bailee    | 2  | 0-0-2    | .000  | 1       | 0-1 | 0   | 0     | 0-0 | 1   | 0.0  |
| Team                |    |          |       |         |     |     |       |     |     | 1    |
| Totals              | 3  | 22-17-85 | .059  | 19      | 3-6 | 7   | 32    | 0-4 | 2   | 27.0 |

| Marquette  | GP | K-E-TA  | PCT   | A SA-SE | RE  | DIG | BS-BA | BHE  | BHE | PTS  |
|------------|----|---------|-------|---------|-----|-----|-------|------|-----|------|
| BIELSKI    | 3  | 7-3-16  | .250  | 0       | 0-0 | 0   | 4     | 0-1  | 2   | 7.5  |
| AKIN       | 3  | 4-1-11  | .273  | 12      | 0-0 | 0   | 0     | 0-4  | 0   | 6.0  |
| FISHER     | 3  | 18-0-28 | .643  | 0       | 1-3 | 0   | 5     | 0-2  | 1   | 20.0 |
| RUSSELL    | 3  | 4-1-13  | .231  | 1       | 0-0 | 0   | 0     | 0-4  | 0   | 6.0  |
| VANCURA    | 3  | 0-2-8   | -.250 | 0       | 0-0 | 0   | 3     | 0-5  | 0   | 2.5  |
| MASTANDREA | 3  | 6-0-8   | .750  | 14      | 2-1 | 0   | 9     | 0-0  | 1   | 8.0  |
| ANGST      | 3  | 0-0-0   | .000  | 2       | 2-1 | 0   | 5     | 0-0  | 0   | 2.0  |
| KIESER     | 2  | 0-0-0   | .000  | 0       | 0-0 | 0   | 0     | 0-0  | 0   | 0.0  |
| GONYO      | 1  | 3-0-4   | .750  | 0       | 0-2 | 0   | 0     | 0-2  | 0   | 4.0  |
| DEELO      | 3  | 0-0-2   | .000  | 4       | 2   | 0-1 | 13    | 0-0  | 0   | 2.0  |
| VIOLA      | 3  | 0-0-0   | .000  | 3       | 0   | 0-1 | 1     | 0-0  | 0   | 1.0  |
| Team       |    |         |       |         |     |     |       |      |     | 2    |
| Totals     | 3  | 42-7-90 | .389  | 36      | 7   | 7-3 | 40    | 0-18 | 4   | 58.0 |

Leading the way for the Golden Eagles in a sweep against the Lady Mocs was senior Ashlee Fisher with 18 kills, while Laura Akin and Caryn Mastandrea, splitting time at setter, contributed 12 and 14 assists, respectively...Fisher's zero errors in the match helped her post a .643 attack percentage...Ten straight points by the Golden Ea-



FRESHMAN  
CIARA JONES

gles put the first set out of reach...Deelo helped the Golden Eagles out to a 7-2 lead in the second set and Marquette never looked back...Gonyo returned to the floor in the third and hammered home three kills on four attacks while Fisher's six attacks netted seven kills.

|                                     |    |    |    |    |
|-------------------------------------|----|----|----|----|
| Tennessee (3)                       | 25 | 22 | 25 | 25 |
| Marquette (1)                       | 14 | 25 | 22 | 21 |
| Aug. 30 • Al McGuire Center • (1-2) |    |    |    |    |

| Tennessee          | GP | K-E-TA    | PCT   | A SA-SE | RE  | DIG | BS-BA | BHE  | BHE | PTS  |
|--------------------|----|-----------|-------|---------|-----|-----|-------|------|-----|------|
| HANAKOVA, Michaela | 4  | 0-0-0     | .000  | 25      | 0-0 | 0   | 4     | 0-0  | 0   | 0.0  |
| HINKEY, Leah       | 4  | 5-3-13    | .154  | 0       | 2-2 | 2   | 2     | 0-5  | 0   | 9.5  |
| CLARKE, Milan      | 4  | 13-9-33   | .121  | 0       | 0-0 | 0   | 1     | 0-1  | 0   | 13.5 |
| MARSHALL, Kylie    | 4  | 13-2-27   | .407  | 1       | 2-0 | 1   | 10    | 0-0  | 0   | 15.0 |
| POWE, Faren        | 4  | 3-3-9     | .000  | 0       | 0-0 | 0   | 0     | 0-1  | 0   | 3.5  |
| POWLER, Nikki      | 4  | 15-7-34   | .235  | 0       | 1-0 | 0   | 8     | 0-3  | 0   | 17.5 |
| FLYNN, Mindy       | 4  | 9-3-20    | .300  | 1       | 0-0 | 0   | 1     | 0-2  | 2   | 10.0 |
| CHEADE, Carol      | 1  | 0-0-0     | .000  | 0       | 0-0 | 0   | 0     | 0-0  | 0   | 0.0  |
| GOODMAN, Chloe     | 4  | 0-0-1     | .000  | 1       | 0-2 | 0   | 12    | 0-0  | 0   | 0.0  |
| MAHONEY, Kelsey    | 4  | 1-0-1     | 1.000 | 25      | 2-2 | 0   | 6     | 0-0  | 0   | 3.0  |
| LAFLAMME, Lauren   | 1  | 0-0-0     | .000  | 0       | 0-0 | 0   | 1     | 0-0  | 0   | 0.0  |
| LOYD, Jaye         | 1  | 0-0-0     | .000  | 0       | 0-0 | 0   | 0     | 0-0  | 0   | 0.0  |
| Totals             | 4  | 59-27-138 | .232  | 53      | 7-6 | 1   | 45    | 0-12 | 2   | 72.0 |

| Marquette  | GP | K-E-TA    | PCT   | A SA-SE | RE  | DIG | BS-BA | BHE  | BHE | PTS  |
|------------|----|-----------|-------|---------|-----|-----|-------|------|-----|------|
| BIELSKI    | 4  | 10-5-23   | .217  | 2       | 0-0 | 0   | 4     | 1-2  | 3   | 12.0 |
| AKIN       | 4  | 1-1-5     | .000  | 21      | 0-0 | 0   | 2     | 0-3  | 1   | 2.5  |
| FISHER     | 4  | 13-11-49  | .041  | 0       | 0-2 | 2   | 4     | 0-4  | 0   | 15.0 |
| RUSSELL    | 4  | 3-4-12    | -.083 | 1       | 0-1 | 0   | 2     | 1-5  | 0   | 6.5  |
| ANGST      | 4  | 11-2-21   | .429  | 2       | 0-0 | 0   | 3     | 1-4  | 0   | 14.0 |
| VIOLA      | 4  | 0-0-1     | .000  | 2       | 1-0 | 1   | 7     | 0-0  | 0   | 1.0  |
| ANGST      | 4  | 0-0-0     | .000  | 0       | 0-1 | 2   | 7     | 0-0  | 0   | 0.0  |
| VANCURA    | 4  | 6-1-17    | .294  | 0       | 0-0 | 0   | 0     | 0-2  | 0   | 7.0  |
| DEELO      | 4  | 0-1-1     | 1.000 | 1       | 0-0 | 1   | 10    | 0-0  | 0   | 0.0  |
| MASTANDREA | 4  | 3-0-4     | .750  | 17      | 0-1 | 0   | 5     | 0-0  | 0   | 3.0  |
| Team       |    |           |       |         |     |     |       |      |     | 1    |
| Totals     | 4  | 47-25-133 | .165  | 46      | 1-5 | 7   | 44    | 3-20 | 4   | 61.0 |

The Golden Eagles struggled to continue the momentum and consistency after beating Chattanooga earlier in the afternoon...With the first set score 9-8 in Tennessee's favor, the Vols went on a 16-6 run to close out the frame...The Marquette squad returned to take the second set by the score of 25-22 as Ashlee Fisher accounted for four kills in the stanza while freshman Laura Akin had six assists for the Golden Eagles...After fighting back to cut the deficit to one at 11-10, the Golden Eagles could never get any closer in the third frame, dropping it 25-22...Marquette pulled within two on a kill by Fisher at 22-20 during the fourth, but the Lady Vols won the set, 25-21.

|                                     |    |    |    |
|-------------------------------------|----|----|----|
| Clemson (3)                         | 25 | 25 | 25 |
| Marquette (0)                       | 10 | 23 | 17 |
| Sept. 5 • Cedar Falls, Iowa • (1-3) |    |    |    |

| Clemson           | GP | K-E-TA   | PCT   | A SA-SE | RE  | DIG | BS-BA | BHE  | BHE | PTS  |
|-------------------|----|----------|-------|---------|-----|-----|-------|------|-----|------|
| Fennell, Brittany | 3  | 3-1-9    | .222  | 0       | 0-0 | 0   | 0     | 0-3  | 0   | 4.5  |
| Abbott, Jeannette | 3  | 10-2-19  | .421  | 0       | 1-0 | 1   | 2     | 0-2  | 0   | 12.0 |
| Hepburn, Danielle | 3  | 9-3-15   | .400  | 0       | 0-0 | 0   | 4     | 1-6  | 0   | 13.0 |
| Hayes, Lacy       | 3  | 0-0-4    | .000  | 1       | 0-0 | 0   | 1     | 1-0  | 1   | 1.0  |
| Proctor, Lia      | 3  | 13-4-29  | .310  | 1       | 2-1 | 0   | 3     | 0-3  | 0   | 16.5 |
| Murphy, Kelsey    | 3  | 1-1-3    | .000  | 30      | 0-0 | 0   | 6     | 1-4  | 1   | 4.0  |
| Hinemeyer, Meghan | 3  | 0-1-1    | 1.000 | 0       | 2-0 | 1   | 7     | 0-0  | 0   | 2.0  |
| Ege, Didiem       | 3  | 0-0-0    | .000  | 1       | 1-0 | 0   | 9     | 0-0  | 0   | 1.0  |
| Totals            | 3  | 36-12-80 | .300  | 33      | 6-1 | 2   | 32    | 3-18 | 2   | 54.0 |

| Marquette  | GP | K-E-TA    | PCT   | A SA-SE | RE  | DIG | BS-BA | BHE | BHE | PTS  |
|------------|----|-----------|-------|---------|-----|-----|-------|-----|-----|------|
| BIELSKI    | 3  | 13-11-38  | .053  | 1       | 1-2 | 1   | 6     | 0-0 | 1   | 14.0 |
| AKIN       | 3  | 1-0-3     | .333  | 15      | 0-0 | 0   | 0     | 0-0 | 0   | 1.0  |
| FISHER     | 3  | 12-5-26   | .269  | 0       | 0-0 | 0   | 1     | 0-0 | 0   | 12.0 |
| RUSSELL    | 3  | 0-0-1     | .000  | 1       | 0-1 | 0   | 0     | 0-1 | 0   | 1.5  |
| VANCURA    | 3  | 1-4-14    | -.214 | 0       | 0-0 | 0   | 1     | 0-4 | 0   | 0.0  |
| GONYO      | 3  | 6-5-18    | .056  | 1       | 0-0 | 0   | 1     | 2-3 | 0   | 9.5  |
| ANGST      | 3  | 0-0-1     | .000  | 1       | 0-0 | 1   | 1     | 0-0 | 0   | 0.0  |
| DEELO      | 3  | 0-0-0     | .000  | 1       | 0-0 | 2   | 9     | 0-0 | 0   | 0.0  |
| VIOLA      | 3  | 0-0-0     | .000  | 1       | 0-1 | 1   | 7     | 0-0 | 0   | 0.0  |
| MASTANDREA | 3  | 1-0-1     | 1.000 | 11      | 1-0 | 0   | 3     | 0-0 | 1   | 2.0  |
| Team       |    |           |       |         |     |     |       |     |     | 1    |
| Totals     | 3  | 34-25-102 | .088  | 32      | 2-4 | 6   | 29    | 2-8 | 2   | 42.0 |

Marquette failed to recover in the first set from the slow start against the Tigers, dropping the set, 25-10...Kills by Caryn Mastandrea, Ashlee Fischer, and Katie Vancura during the second set kept the Golden Eagles alive before Clemson's Danielle Hepburn's kill ended the set at 25-23...MU took its first lead of the match at 3-2 on a kill by Ashlee Fisher in the third set, but the Tigers responded with the seven straight points and scored 13 of the match's final 19 points.

|                                     |    |    |    |
|-------------------------------------|----|----|----|
| Marquette (0)                       | 20 | 23 | 20 |
| Northern Iowa (3)                   | 25 | 25 | 25 |
| Sept. 6 • Cedar Falls, Iowa • (1-4) |    |    |    |

| Marquette  | GP | K-E-TA    | PCT   | A SA-SE | RE  | DIG | BS-BA | BHE | BHE | PTS  |
|------------|----|-----------|-------|---------|-----|-----|-------|-----|-----|------|
| BIELSKI    | 3  | 12-8-29   | .198  | 0       | 0-0 | 2   | 9     | 2-2 | 1   | 15.0 |
| FISHER     | 3  | 10-1-22   | .409  | 0       | 0-0 | 0   | 4     | 0-0 | 0   | 10.0 |
| RUSSELL    | 3  | 2-3-7     | -.143 | 0       | 0-1 | 0   | 1     | 0-3 | 0   | 3.5  |
| VANCURA    | 3  | 6-2-17    | .235  | 0       | 0-0 | 0   | 0     | 0-1 | 0   | 6.5  |
| GONYO      | 3  | 3-3-15    | .000  | 0       | 0-0 | 0   | 2     | 0-1 | 1   | 3.5  |
| MASTANDREA | 3  | 2-0-8     | .250  | 25      | 0-1 | 0   | 5     | 0-0 | 1   | 2.0  |
| AKIN       | 2  | 1-0-5     | .200  | 5       | 0-0 | 0   | 1     | 0-1 | 0   | 1.5  |
| ANGST      | 3  | 0-0-0     | .000  | 1       | 1-0 | 0   | 3     | 0-0 | 0   | 1.0  |
| DEELO      | 3  | 0-0-0     | .000  | 0       | 0-1 | 4   | 7     | 0-0 | 0   | 0.0  |
| VIOLA      | 3  | 0-0-3     | .000  | 1       | 0-0 | 0   | 9     | 0-0 | 0   | 0.0  |
| Totals     | 3  | 36-17-106 | .179  | 32      | 1-3 | 6   | 41    | 2-8 | 3   | 43.0 |

| Northern Iowa   | GP | K-E-TA | PCT  | A SA-SE | RE  | DIG | BS-BA | BHE | BHE | PTS |
|-----------------|----|--------|------|---------|-----|-----|-------|-----|-----|-----|
| Payton, Bre     | 3  | 4-2-8  | .250 | 32      | 0-4 | 0   | 5     | 0-4 | 1   | 6.0 |
| Stelken, Ashton | 3  |        |      |         |     |     |       |     |     |     |

Marquette (3) 30 25 22 25  
Northern Illinois (1) 28 21 25 23  
Sept. 6 • Cedar Falls, Iowa • (2-4)

| Marquette  | GP | K-E-TA    | PCT  | A  | SA  | SE | RE | DIG  | BS | BABE | BHE | PTS  |
|------------|----|-----------|------|----|-----|----|----|------|----|------|-----|------|
| BIELSKI    | 4  | 12-5-28   | .250 | 1  | 0-1 | 1  | 15 | 1-0  | 1  | 0    | 0   | 13.0 |
| FISHER     | 4  | 22-5-53   | .321 | 1  | 0-0 | 3  | 3  | 1-1  | 0  | 0    | 0   | 23.5 |
| RUSSELL    | 4  | 5-1-13    | .308 | 0  | 0-3 | 0  | 1  | 0-3  | 1  | 0    | 0   | 6.5  |
| VANCURA    | 4  | 8-7-23    | .043 | 0  | 0-2 | 0  | 1  | 0-1  | 0  | 0    | 0   | 8.5  |
| GONYO      | 4  | 14-1-21   | .619 | 0  | 0-0 | 0  | 0  | 1-2  | 0  | 0    | 0   | 16.0 |
| MASTANDREA | 4  | 6-1-11    | .455 | 39 | 0-0 | 0  | 5  | 0-0  | 0  | 0    | 0   | 6.0  |
| AKIN       | 4  | 1-0-5     | .200 | 17 | 0-0 | 0  | 0  | 0-3  | 1  | 0    | 0   | 2.5  |
| ANGST      | 4  | 0-0-0     | .000 | 1  | 1-0 | 0  | 6  | 0-0  | 0  | 0    | 0   | 1.0  |
| DEELO      | 4  | 0-0-2     | .000 | 4  | 0-0 | 6  | 21 | 0-0  | 0  | 0    | 0   | 0.0  |
| VIOLA      | 4  | 3-1-4     | .500 | 2  | 1-0 | 0  | 11 | 0-0  | 0  | 0    | 0   | 4.0  |
| Totals     | 4  | 71-21-160 | .312 | 65 | 2-6 | 10 | 63 | 3-10 | 3  | 0    | 0   | 81.0 |

| Northern Illinois   | GP | K-E-TA    | PCT  | A  | SA   | SE | RE | DIG | BS | BABE | BHE | PTS  |
|---------------------|----|-----------|------|----|------|----|----|-----|----|------|-----|------|
| WALSH, Katie        | 4  | 1-3-14    | .143 | 1  | 0-0  | 0  | 1  | 0-1 | 0  | 0    | 0   | 1.5  |
| JOHNSON, Irene      | 4  | 10-3-23   | .304 | 0  | 0-0  | 1  | 1  | 1-1 | 1  | 0    | 0   | 11.5 |
| TADLA, Amanda       | 4  | 2-0-5     | .400 | 46 | 2-1  | 0  | 11 | 0-0 | 0  | 0    | 0   | 4.0  |
| YATES, Cassie       | 4  | 7-3-18    | .222 | 2  | 0-0  | 0  | 2  | 0-2 | 0  | 0    | 0   | 8.0  |
| SCHWENCK, Megan     | 4  | 23-8-63   | .238 | 0  | 0-0  | 0  | 6  | 0-1 | 1  | 0    | 0   | 23.5 |
| MGLAUGHLIN, Allison | 4  | 12-5-31   | .226 | 2  | 2-2  | 0  | 6  | 0-1 | 0  | 0    | 0   | 14.5 |
| LANG, Monica        | 3  | 0-0-0     | .000 | 0  | 0-0  | 0  | 0  | 0-0 | 0  | 0    | 0   | 1.0  |
| BENTZ, Maria        | 4  | 0-0-0     | .000 | 0  | 2-0  | 1  | 11 | 0-0 | 0  | 0    | 0   | 2.0  |
| HUGHES, Maddie      | 4  | 0-0-1     | .000 | 0  | 2-1  | 1  | 19 | 0-0 | 0  | 0    | 0   | 2.0  |
| HARDWICK, Jody      | 4  | 0-0-0     | .000 | 1  | 1-1  | 0  | 4  | 0-0 | 0  | 0    | 0   | 1.0  |
| Totals              | 4  | 55-22-155 | .213 | 52 | 10-5 | 2  | 61 | 1-6 | 2  | 0    | 0   | 69.0 |

After failing to win a set in the first two matches of the UNI Invitational, a back-and-forth first stanza against the Huskies finally ended when junior Caryn Mastandrea's kill closed the set at 30-28...MU took the second set 25-21 as Gonyo closed out the scoring with a kill...In the second set, Gonyo led the Golden Eagles with five kills and two blocks...The Golden Eagles built a two point lead at 12-10 on a kill from Katie Vancura in the third before the Huskies pulled away to take the the set 25-22...After NIU shot out to a 4-0 lead in the fourth, Fisher hammered a kill to tie the score at 22-22...From that point, two more kills from Fisher and an attack error by NIU's Katie Walsh ended the match at 25-23...Bielski's 12 kills along with her 15 digs allowed her to notch Marquette's first double-double of the season...For her efforts during the two-day event, Mastandrea was the lone Golden Eagle named to the UNI Invitational All-Tournament Team.

Temple (2) 14 25 25 10  
Marquette (3) 25 18 21 27 15  
Sept. 12 • Al McGuire Center • (3-4)

| Temple             | GP | K-E-TA    | PCT  | A  | SA   | SE | RE | DIG  | BS | BABE | BHE | PTS  |
|--------------------|----|-----------|------|----|------|----|----|------|----|------|-----|------|
| COWDEN, Jacqueline | 5  | 5-4-24    | .042 | 1  | 0-0  | 0  | 1  | 0-3  | 0  | 0    | 0   | 6.5  |
| ASHMAN, Cayleigh   | 5  | 4-3-17    | .059 | 3  | 3-4  | 0  | 0  | 3-5  | 0  | 0    | 0   | 12.5 |
| LOUDON, Caitlin    | 5  | 4-2-16    | .125 | 8  | 0-0  | 3  | 10 | 0-2  | 0  | 0    | 0   | 5.0  |
| CARR, Ashley       | 5  | 15-1-29   | .493 | 0  | 2-2  | 1  | 7  | 0-1  | 0  | 0    | 0   | 17.5 |
| ZHANG, Yun Yi      | 5  | 23-8-47   | .319 | 0  | 1-1  | 0  | 4  | 1-2  | 0  | 0    | 0   | 26.0 |
| MORRISON, Jackie   | 5  | 2-1-5     | .200 | 30 | 1-1  | 0  | 7  | 0-3  | 0  | 0    | 0   | 4.5  |
| PIERRE, Ariel      | 5  | 1-0-3     | .333 | 2  | 1-4  | 2  | 12 | 0-0  | 0  | 0    | 0   | 2.0  |
| PRANG, Elizabeth   | 1  | 0-0-0     | .000 | 0  | 0-0  | 0  | 0  | 0-0  | 0  | 0    | 0   | 0.0  |
| WHITNEY, Anissa    | 2  | 0-1-2     | .500 | 0  | 0-0  | 0  | 0  | 0-0  | 0  | 0    | 0   | 0.0  |
| Totals             | 5  | 54-20-143 | .238 | 44 | 8-12 | 6  | 41 | 4-16 | 0  | 0    | 0   | 74.0 |

| Marquette  | GP | K-E-TA    | PCT   | A  | SA   | SE | RE | DIG  | BS | BABE | BHE | PTS  |
|------------|----|-----------|-------|----|------|----|----|------|----|------|-----|------|
| BIELSKI    | 5  | 13-7-31   | .194  | 0  | 0-1  | 2  | 5  | 0-1  | 0  | 0    | 0   | 13.5 |
| FISHER     | 5  | 19-6-41   | .317  | 0  | 2-4  | 2  | 2  | 1-1  | 1  | 0    | 0   | 22.5 |
| RUSSELL    | 5  | 4-2-10    | .200  | 3  | 1-2  | 0  | 4  | 3-5  | 0  | 0    | 0   | 10.5 |
| VANCURA    | 5  | 12-5-26   | .269  | 0  | 0-0  | 0  | 0  | 0-2  | 1  | 0    | 0   | 23.0 |
| GONYO      | 5  | 14-2-24   | .500  | 4  | 0-0  | 0  | 3  | 1-0  | 0  | 0    | 0   | 15.0 |
| MASTANDREA | 5  | 5-1-8     | .500  | 50 | 2-0  | 0  | 16 | 0-2  | 0  | 1    | 0   | 8.0  |
| ANGST      | 5  | 0-1-1     | 1.000 | 0  | 1-0  | 1  | 7  | 0-0  | 0  | 0    | 0   | 1.0  |
| KIESER     | 2  | 0-0-0     | .000  | 0  | 0-0  | 0  | 1  | 0-0  | 0  | 0    | 0   | 0.0  |
| DEELO      | 5  | 0-0-1     | .000  | 2  | 0-1  | 3  | 14 | 0-0  | 0  | 0    | 0   | 0.0  |
| VIOLA      | 5  | 0-0-3     | .000  | 1  | 0-2  | 0  | 6  | 0-0  | 0  | 0    | 0   | 0.0  |
| Totals     | 5  | 67-24-145 | .297  | 60 | 6-10 | 8  | 58 | 5-11 | 2  | 1    | 0   | 83.5 |

Down two games-to-one against the Owls, and 7-0 in the fourth set, Marquette staged a dramatic rally to force a fifth game... After MU lengthened its lead to ten, 24-14, in the first frame, Katie Vancura sealed the 25-14 win for Marquette by hammering home her fourth kill of the set... Junior Caryn Mas-

tandrea chipped in 10 assists for the Golden Eagles in the first set, while Gonyo was a perfect 5-for-5 on her attacks...Sets two and three went to the Owls, 25-18 and 25-21. Mastandrea posted 12 assists in each defeat...Fisher recorded four straight kills to even the fourth set at 25-25 and a block by freshman Tiarra Russell put the Golden Eagles ahead 26-25...An attack error by Temple proved to be the game winner for Marquette, 27-25...MU led the entire way in set five and posted a 15-10 victory to win the match...Mastandrea tied a career high with 50 assists, while also notching 16 digs for the MU defense.

Green Bay (1) 29 16 12 19  
Marquette (3) 27 25 25 25  
Sept. 13 • Al McGuire Center • (4-4)

| Green Bay           | GP | K-E-TA    | PCT   | A  | SA  | SE | RE | DIG  | BS | BABE | BHE | PTS  |
|---------------------|----|-----------|-------|----|-----|----|----|------|----|------|-----|------|
| JOYCE, Melissa      | 4  | 4-4-14    | .000  | 34 | 0-1 | 0  | 11 | 0-2  | 0  | 0    | 0   | 5.0  |
| BERKMAN, Abby       | 4  | 6-9-13    | .231  | 0  | 0-1 | 0  | 0  | 1-2  | 0  | 0    | 0   | 8.0  |
| HINTZE, Nikki       | 4  | 16-4-47   | .255  | 2  | 0-1 | 3  | 0  | 0-2  | 0  | 0    | 0   | 17.0 |
| LYGA, Chelsea       | 4  | 0-0-0     | .000  | 0  | 0-0 | 0  | 7  | 0-0  | 0  | 0    | 0   | 0.0  |
| MISCHLER, Kelly     | 4  | 2-2-13    | .000  | 1  | 0-0 | 0  | 2  | 0-1  | 2  | 0    | 0   | 2.5  |
| VISSER, Holly       | 4  | 9-7-39    | .051  | 0  | 1-2 | 0  | 10 | 0-0  | 0  | 0    | 0   | 10.0 |
| MEULEMANS, Rochelle | 0  | 0-0-0     | .000  | 2  | 0-1 | 0  | 4  | 0-0  | 0  | 0    | 0   | 0.0  |
| BOHNEN, Alison      | 1  | 0-0-0     | .000  | 0  | 0-0 | 0  | 0  | 0-2  | 0  | 0    | 0   | 1.0  |
| TESCH, Liesl        | 4  | 9-7-44    | .045  | 0  | 0-0 | 0  | 3  | 1-0  | 0  | 0    | 0   | 10.0 |
| ELFERING, Megan     | 4  | 0-0-0     | .000  | 1  | 0-0 | 2  | 25 | 0-0  | 0  | 0    | 0   | 0.0  |
| GARROW, Laura       | 1  | 0-0-0     | .000  | 0  | 0-1 | 0  | 0  | 0-0  | 0  | 0    | 0   | 0.0  |
| GITTER, Abbey       | 1  | 0-1-3     | -.333 | 0  | 0-0 | 0  | 0  | 0-1  | 0  | 0    | 0   | 0.5  |
| TEAM                |    |           |       |    |     |    | 2  |      |    |      |     |      |
| Totals              | 4  | 46-28-173 | .104  | 40 | 1-7 | 7  | 71 | 2-10 | 2  | 0    | 0   | 54.0 |

| Marquette  | GP | K-E-TA    | PCT   | A  | SA  | SE | RE | DIG  | BS | BABE | BHE | PTS  |
|------------|----|-----------|-------|----|-----|----|----|------|----|------|-----|------|
| BIELSKI    | 4  | 8-4-31    | .129  | 0  | 0-0 | 2  | 0  | 2-2  | 2  | 0    | 0   | 9.0  |
| FISHER     | 4  | 16-7-45   | .200  | 0  | 2-2 | 0  | 10 | 1-3  | 2  | 0    | 0   | 20.5 |
| RUSSELL    | 4  | 7-2-16    | .312  | 1  | 2-2 | 0  | 3  | 0-3  | 1  | 0    | 0   | 10.5 |
| GONYO      | 4  | 18-4-42   | .333  | 0  | 0-0 | 0  | 1  | 1-3  | 1  | 0    | 0   | 20.5 |
| VIOLA      | 4  | 0-0-1     | .000  | 3  | 0-0 | 0  | 20 | 0-0  | 0  | 0    | 0   | 0.0  |
| MASTANDREA | 4  | 2-4-15    | -.133 | 48 | 1-1 | 0  | 15 | 0-0  | 0  | 1    | 0   | 3.0  |
| ANGST      | 4  | 0-0-0     | .000  | 1  | 0-1 | 1  | 12 | 0-0  | 0  | 0    | 0   | 0.0  |
| VANCURA    | 4  | 6-0-14    | .429  | 0  | 0-0 | 0  | 0  | 0-3  | 1  | 0    | 0   | 7.5  |
| DEELO      | 4  | 0-0-0     | .000  | 0  | 2-0 | 0  | 26 | 0-0  | 0  | 0    | 0   | 2.0  |
| Totals     | 4  | 57-21-164 | .220  | 53 | 7-6 | 1  | 89 | 2-14 | 7  | 1    | 0   | 73.0 |

Ashlee Fisher had a double-double versus the Phoenix with 16 kills and 10 digs, while Rabbecca Gonyo led MU with 18 kills and four blocks...Caryn Mastandrea continued her string of solid games with 48 assists and 15 digs...The first set saw six lead changes and 12 ties with Green Bay eventually taking the set 29-27. Mastandrea had a set-high 16 assists while Fisher contributed six kills...In the second frame, MU went on a 8-1 run and put the set out of reach, winning 25-16...During the third set, eight straight points with three kills from Fisher and two from Gonyo carried MU to a 23-9 lead and an eventual win...MU led 7-6 during the fourth set and never relinquished, winning 25-19 and taking the match.



SENIOR ASHLEY FISHER

Bowling Green (3) 21 21 25 25 15  
Marquette (2) 25 25 16 16 13  
Sept. 13 • Al McGuire Center • (4-5)

| Bowling Green     | GP | K-E-TA    | PCT   | A  | SA  | SE | RE | DIG  | BS | BABE | BHE | PTS  |
|-------------------|----|-----------|-------|----|-----|----|----|------|----|------|-----|------|
| DOMEK, Corey      | 5  | 15-4-32   | .344  | 0  | 0-0 | 0  | 0  | 0-2  | 0  | 0    | 0   | 16.0 |
| FISH, Sam         | 5  | 6-0-13    | .462  | 51 | 1-0 | 0  | 8  | 0-1  | 0  | 2    | 0   | 7.5  |
| MOHR, Meghan      | 5  | 15-6-34   | .265  | 4  | 0-0 | 2  | 7  | 0-4  | 0  | 0    | 0   | 17.0 |
| HALM, Kendra      | 5  | 14-6-29   | .276  | 0  | 1-3 | 0  | 2  | 1-8  | 2  | 0    | 0   | 20.0 |
| FACCA, Louise     | 5  | 3-1-11    | .182  | 1  | 1-1 | 2  | 9  | 0-4  | 0  | 0    | 0   | 6.0  |
| LUTHER, Shari     | 5  | 10-2-24   | .333  | 0  | 0-0 | 0  | 1  | 1-3  | 0  | 0    | 0   | 12.5 |
| ZLABIS, Alex      | 3  | 0-0-0     | .000  | 0  | 0-0 | 1  | 1  | 0-0  | 0  | 0    | 0   | 0.0  |
| MEEK, Chelsea     | 5  | 1-0-3     | .333  | 2  | 1-1 | 0  | 25 | 0-0  | 0  | 0    | 0   | 2.0  |
| NITTA, Madison    | 1  | 0-0-0     | .000  | 0  | 0-0 | 0  | 0  | 0-0  | 0  | 0    | 0   | 0.0  |
| ISPHORDING, Susie | 5  | 0-1-1     | 1.000 | 1  | 3-2 | 2  | 12 | 0-0  | 0  | 0    | 0   | 3.0  |
| JACKSON, Kaitlin  | 3  | 0-1-4     | -.250 | 0  | 0-0 | 0  | 0  | 0-0  | 0  | 0    | 0   | 0.0  |
| TEAM              |    |           |       |    |     |    | 3  |      |    |      |     |      |
| Totals            | 5  | 64-21-151 | .285  | 59 | 7-7 | 10 | 66 | 2-22 | 2  | 2    | 0   | 84.0 |

| Marquette  | GP | K-E-TA   | PCT  | A  | SA  | SE | RE | DIG | BS | BABE | BHE | PTS  |
|------------|----|----------|------|----|-----|----|----|-----|----|------|-----|------|
| BIELSKI    | 5  | 14-5-35  | .257 | 0  | 0-0 | 1  | 2  | 0-4 | 0  | 0    | 0   | 16.0 |
| FISHER     | 5  | 12-10-44 | .045 | 0  | 0-1 | 2  | 1  | 0-1 | 0  | 0    | 0   | 12.5 |
| RUSSELL    | 5  | 6-2-11   | .364 | 0  | 1-3 | 1  | 0  | 1-2 | 0  | 0    | 0   | 9.0  |
| GONYO      | 5  | 7-6-27   | .037 | 0  | 0-0 | 0  | 3  | 0-5 | 0  | 0    | 0   | 9.5  |
| VIOLA      | 5  | 0-0-2    | .000 | 4  | 2-1 | 1  | 16 | 0-0 | 0  | 0    | 0   | 2.0  |
| MASTANDREA | 5  | 7-0-18   | .389 | 46 | 2-3 |    |    |     |    |      |     |      |



Oregon State (3) 25 25 23 25  
 Marquette (1) 19 10 25 19  
 Sept. 20 • Al McGuire Center • (4-6)

| Oregon State         | GP | K-E-TA   | PCT  | A  | SA-SE | RE | DIG | BS-BABE | BHHE | PIS  |
|----------------------|----|----------|------|----|-------|----|-----|---------|------|------|
| Sawatzky, Jill       | 4  | 9-3-29   | .207 | 1  | 2-1   | 0  | 3   | 0-2     | 0    | 12.0 |
| Ab-Hoy, Camilla      | 4  | 3-0-5    | .600 | 43 | 0-2   | 0  | 9   | 0-5     | 0    | 5.5  |
| Rourke, Rachel       | 4  | 21-6-43  | .349 | 2  | 1-1   | 0  | 4   | 0-1     | 0    | 22.5 |
| Rathgeber, Lexie     | 4  | 5-2-13   | .231 | 0  | 0-0   | 0  | 1   | 0-5     | 0    | 7.5  |
| Rinderknecht, Lauren | 4  | 6-1-14   | .357 | 0  | 0-1   | 0  | 6   | 1-5     | 2    | 9.5  |
| Knitter, Bree        | 4  | 5-3-21   | .095 | 0  | 2-1   | 0  | 5   | 2-2     | 2    | 10.0 |
| Hooper, Natalie      | 3  | 0-0-0    | .000 | 0  | 0-0   | 0  | 3   | 0-0     | 0    | 0.0  |
| Evans, Ashley        | 4  | 1-1-2    | .000 | 2  | 0-1   | 0  | 6   | 0-0     | 0    | 1.0  |
| Devich, Betsy        | 0  | 0-0-0    | .000 | 0  | 0-0   | 1  | 1   | 0-0     | 0    | 0.0  |
| Locke, Kaitlan       | 3  | 0-0-0    | .000 | 0  | 1-1   | 0  | 1   | 0-0     | 0    | 1.0  |
| Totals               | 4  | 34-17-97 | .175 | 34 | 3-6   | 0  | 39  | 6-10    | 1    | 48.0 |

| Marquette  | GP | K-E-TA    | PCT   | A  | SA-SE | RE | DIG | BS-BABE | BHHE | PIS  |
|------------|----|-----------|-------|----|-------|----|-----|---------|------|------|
| BIELSKI    | 4  | 14-8-30   | .200  | 1  | 0-1   | 1  | 3   | 0-0     | 3    | 14.0 |
| FISHER     | 0  | 13-14-40  | -.025 | 0  | 1-1   | 0  | 4   | 0-2     | 0    | 15.0 |
| RUSSELL    | 4  | 2-2-7     | .000  | 0  | 0-0   | 0  | 5   | 1-6     | 0    | 6.0  |
| VANCURA    | 4  | 6-4-20    | .100  | 0  | 0-0   | 0  | 1   | 0-4     | 0    | 8.0  |
| GONYO      | 4  | 6-5-20    | .050  | 0  | 0-0   | 0  | 0   | 0-2     | 0    | 7.0  |
| MASTANDREA | 4  | 5-1-11    | .364  | 38 | 0-3   | 0  | 5   | 0-2     | 1    | 6.0  |
| ANGST      | 4  | 0-0-1     | .000  | 1  | 0-1   | 2  | 10  | 0-0     | 0    | 0.0  |
| DEELO      | 4  | 0-0-1     | .000  | 2  | 0-2   | 0  | 13  | 0-0     | 0    | 0.0  |
| VIOLA      | 4  | 0-0-0     | .000  | 2  | 0-1   | 2  | 8   | 0-0     | 0    | 0.0  |
| Team       |    |           |       |    |       |    | 1   |         |      |      |
| Totals     | 4  | 33-21-107 | .112  | 34 | 0-2   | 3  | 33  | 0-8     | 2    | 37.0 |

Oregon State built a 20-11 lead before MU rallied to pull within three at 21-18 in the opening set before the Beavers closed out the set, taking it 25-19...OSU got out to a 14-6 lead on two straight service aces by Oregon State's Bree Knitter in the second frame and OSU reeled off the next seven points to win the set 25-10..Through the first and second stanzas, Marquette's attack percentage stood at .000 with 19 kills and 19 errors...Two kills by Leslie Bielski provided Marquette's last two points as they won the third set 25-23...In the fourth set, Marquette and Oregon State fought back and fourth, eventually leading to a tie score at 16-16. From that point, Oregon State pulled away to take the set and the match, 25-19.

American (2) 27 25 25 18 14  
 Marquette (3) 29 16 22 25 16  
 Sept. 20 • Al McGuire Center • (5-6)

| American            | GP | K-E-TA    | PCT    | A  | SA-SE | RE | DIG | BS-BABE | BHHE | PIS  |
|---------------------|----|-----------|--------|----|-------|----|-----|---------|------|------|
| Sukaj, Rubena       | 5  | 19-7-52   | .231   | 1  | 0-5   | 2  | 15  | 0-2     | 1    | 20.0 |
| Heath, Rebecca      | 5  | 18-6-43   | .279   | 2  | 1-1   | 0  | 11  | 0-1     | 1    | 19.5 |
| Nash, Christina     | 5  | 4-2-11    | .182   | 55 | 0-1   | 0  | 9   | 0-3     | 1    | 5.5  |
| Cinkova, Katerina   | 1  | 0-2-2     | -.1000 | 0  | 1-1   | 0  | 0   | 0-0     | 0    | 1.0  |
| Recht, Claire       | 5  | 14-2-27   | .444   | 0  | 0-0   | 0  | 0   | 0-7     | 3    | 17.5 |
| Ricketts, Cassandra | 5  | 9-6-34    | .088   | 1  | 1-3   | 0  | 2   | 1-5     | 0    | 13.5 |
| Cebakova, Ivana     | 5  | 0-1-1     | -.1000 | 2  | 2-2   | 0  | 19  | 0-0     | 0    | 2.0  |
| Burns, Cynammon     | 5  | 0-0-0     | .000   | 0  | 0-0   | 0  | 6   | 0-0     | 0    | 0.0  |
| Paganini, Tessa     | 5  | 0-0-0     | .000   | 0  | 0-3   | 0  | 0   | 0-0     | 0    | 0.0  |
| Recht, Ann          | 5  | 3-1-8     | .250   | 0  | 0-0   | 0  | 0   | 0-4     | 0    | 5.0  |
| Tekiel, Magdalena   | 1  | 0-0-0     | .000   | 0  | 0-0   | 0  | 2   | 0-0     | 0    | 0.0  |
| Waterman, Angelina  | 3  | 0-0-5     | .000   | 0  | 0-0   | 0  | 0   | 0-0     | 0    | 0.0  |
| TEAM                |    |           |        |    |       |    | 1   |         |      |      |
| Totals              | 5  | 67-27-183 | .219   | 61 | 5-16  | 3  | 64  | 1-22    | 6    | 84.0 |

| Marquette  | GP | K-E-TA    | PCT  | A  | SA-SE | RE | DIG | BS-BABE | BHHE | PIS  |
|------------|----|-----------|------|----|-------|----|-----|---------|------|------|
| ANGST      | 5  | 0-0-0     | .000 | 1  | 0-0   | 0  | 5   | 0-0     | 0    | 0.0  |
| FISHER     | 5  | 17-8-48   | .188 | 1  | 1-3   | 0  | 8   | 0-2     | 1    | 19.0 |
| RUSSELL    | 5  | 3-2-10    | .100 | 2  | 0-2   | 0  | 1   | 3-4     | 0    | 1.0  |
| GONYO      | 5  | 9-3-23    | .261 | 3  | 0-0   | 0  | 1   | 1-6     | 1    | 13.0 |
| VIOLA      | 5  | 0-0-1     | .000 | 1  | 0-0   | 0  | 13  | 0-0     | 0    | 0.0  |
| MASTANDREA | 5  | 6-1-16    | .312 | 52 | 1-1   | 0  | 15  | 0-2     | 0    | 8.0  |
| BIELSKI    | 5  | 13-9-37   | .108 | 0  | 0-0   | 1  | 6   | 0-1     | 0    | 13.5 |
| VANCURA    | 5  | 14-5-33   | .273 | 0  | 0-0   | 0  | 3   | 0-5     | 0    | 16.5 |
| DEELO      | 5  | 0-0-1     | .000 | 1  | 1-0   | 3  | 20  | 0-0     | 0    | 1.0  |
| Team       |    |           |      |    |       |    | 1   |         |      |      |
| Totals     | 5  | 62-28-169 | .201 | 61 | 3-6   | 5  | 72  | 4-20    | 2    | 79.0 |

Both teams exchanged the lead in an opening frame that saw nine ties...MU got out to as much as a four point lead and led 24-20 after a service error by American's Rubena Sukaj...AU then rallied to tie the score at 24-24, but MU put the set away on a kill by sophomore Rabbecka Gonyo...In the second frame, MU fell behind 5-0 and never led, falling 25-16. AU's attack per-

centage in the second was .481 compared to .067 for the Golden Eagles...Trailing 24-20 during set three, Marquette fought back to put the score at 24-22 before American took the set, 25-20...AU took a 10-8 lead during the fourth set, but from that point, MU scored the next 11 to go up 19-11 before American closed the gap to six points, but Marquette won the set, 25-18...With the score tied at 14 in the final set, MU scored the next two points, the last on a kill by Leslie Bielski to close out the match, 16-14...Mastandrea set a career high with 52 assists.

Wisconsin (3) 25 25 25  
 Marquette (0) 23 23 15  
 Sept. 21 • Al McGuire Center • (5-7)

| Wisconsin           | GP | K-E-TA    | PCT  | A  | SA-SE | RE | DIG | BS-BABE | BHHE | PIS  |
|---------------------|----|-----------|------|----|-------|----|-----|---------|------|------|
| Klingsporn, Nikki   | 3  | 0-0-1     | .000 | 20 | 0-1   | 0  | 6   | 1-0     | 0    | 1.0  |
| Gabrielsen, Janelle | 3  | 4-1-9     | .333 | 17 | 3-0   | 0  | 9   | 1-0     | 0    | 8.0  |
| Dolgnier, Brittney  | 3  | 12-5-24   | .292 | 0  | 1-0   | 1  | 7   | 0-3     | 0    | 13.5 |
| Wack, Allison       | 3  | 2-3-8     | .125 | 0  | 1-0   | 1  | 6   | 0-0     | 0    | 3.0  |
| Jeffers, Audra      | 3  | 9-0-12    | .750 | 1  | 0-0   | 0  | 1   | 0-3     | 0    | 10.5 |
| Ohlander, Elle      | 3  | 3-1-8     | .250 | 1  | 0-0   | 1  | 0   | 0-4     | 0    | 5.0  |
| Kuzma, Kim          | 3  | 0-0-0     | .000 | 0  | 3-0   | 0  | 8   | 0-0     | 0    | 3.0  |
| Dykstra, Katherine  | 3  | 11-4-22   | .318 | 0  | 0-0   | 0  | 0   | 1-4     | 0    | 14.0 |
| DuPont, Caitly      | 3  | 2-4-16    | .125 | 0  | 0-2   | 0  | 0   | 0-0     | 1    | 2.0  |
| TEAM                |    |           |      |    |       |    | 1   |         |      |      |
| Totals              | 3  | 43-18-100 | .250 | 39 | 7-4   | 2  | 38  | 3-14    | 1    | 60.0 |

| Marquette  | GP | K-E-TA   | PCT  | A  | SA-SE | RE | DIG | BS-BABE | BHHE | PIS  |
|------------|----|----------|------|----|-------|----|-----|---------|------|------|
| ANGST      | 3  | 0-0-0    | .000 | 1  | 0-1   | 1  | 4   | 0-0     | 0    | 0.0  |
| FISHER     | 3  | 11-6-33  | .152 | 4  | 0-2   | 1  | 4   | 0-1     | 0    | 11.5 |
| RUSSELL    | 3  | 3-0-7    | .429 | 0  | 0-1   | 0  | 0   | 0-5     | 1    | 5.5  |
| GONYO      | 3  | 4-1-12   | .250 | 0  | 0-0   | 0  | 1   | 0-1     | 1    | 4.5  |
| VIOLA      | 3  | 0-0-0    | .000 | 0  | 0-0   | 0  | 3   | 0-0     | 0    | 0.0  |
| MASTANDREA | 3  | 7-1-15   | .400 | 24 | 2-0   | 0  | 9   | 0-0     | 1    | 9.0  |
| BIELSKI    | 3  | 9-6-18   | .167 | 0  | 0-0   | 1  | 3   | 0-0     | 0    | 9.0  |
| VANCURA    | 3  | 1-4-12   | .250 | 0  | 0-0   | 0  | 0   | 0-5     | 0    | 3.5  |
| DEELO      | 3  | 0-0-1    | .000 | 4  | 0-0   | 2  | 8   | 0-0     | 0    | 0.0  |
| Team       |    |          |      |    |       |    | 2   |         |      |      |
| Totals     | 3  | 35-18-98 | .173 | 33 | 2-4   | 7  | 32  | 0-12    | 2    | 43.0 |

The Golden Eagles got off to a fast start in the opening set, scoring the first four points on the No. 13-ranked Badgers before UW took the set, 25-23...Late in the second frame a kill by Audra Jeffers closed out the set for the Badgers, 25-23 after an MU comeback had pulled MU ahead 23-22...In the second stanza, MU outhit Wisconsin, .269 to .216, as the Badgers registered 10 errors to MU's three...In set three, the Golden Eagles fought back from a deficit to tie the score at 14-14 on a service ace from Mastandrea and from that point, Wisconsin took control of the match, taking 11 of 12 points to seal the victory, 25-15...Caryn Mastandrea was named to the Marquette Cheese Bowl All-Tournament Team.

Marquette (3) 25 25 25  
 Rutgers (0) 20 18 23  
 Sept. 26 • New Brunswick, N.J. • (6-7, 1-0)

| Marquette  | GP | K-E-TA    | PCT    | A  | SA-SE | RE | DIG | BS-BABE | BHHE | PIS  |
|------------|----|-----------|--------|----|-------|----|-----|---------|------|------|
| BIELSKI    | 3  | 12-5-22   | .318   | 0  | 0-0   | 0  | 4   | 0-1     | 0    | 12.5 |
| FISHER     | 3  | 14-7-34   | .206   | 2  | 0-0   | 0  | 6   | 0-1     | 0    | 14.5 |
| RUSSELL    | 3  | 3-1-8     | .250   | 0  | 1-2   | 0  | 1   | 0-3     | 0    | 5.5  |
| VANCURA    | 3  | 4-3-18    | .095   | 1  | 0-0   | 0  | 0   | 0-4     | 0    | 6.0  |
| GONYO      | 3  | 11-3-20   | .400   | 0  | 0-0   | 0  | 0   | 0-5     | 1    | 13.5 |
| MASTANDREA | 3  | 5-0-10    | .500   | 35 | 0-0   | 0  | 6   | 0-2     | 0    | 6.0  |
| ANGST      | 3  | 0-1-1     | -.1000 | 0  | 0-1   | 0  | 3   | 0-0     | 0    | 1.0  |
| DEELO      | 3  | 0-0-0     | .000   | 1  | 1-0   | 0  | 14  | 0-0     | 0    | 0.0  |
| VIOLA      | 3  | 1-0-1     | 1.000  | 3  | 1-2   | 0  | 4   | 0-0     | 0    | 2.0  |
| Totals     | 3  | 50-20-114 | .263   | 42 | 3-5   | 0  | 38  | 0-16    | 1    | 61.0 |


| Rutgers          | GP | K-E-TA   | PCT    | A  | SA-SE | RE | DIG | BS-BABE | BHHE | PIS  |
|------------------|----|----------|--------|----|-------|----|-----|---------|------|------|
| CHRISTAL, Emma   | 3  | 4-0-12   | .333   | 0  | 0-0   | 0  | 6   | 1-0     | 0    | 5.0  |
| BARENDS, Katie   | 3  | 8-3-15   | .333   | 0  | 0-0   | 0  | 0   | 0-2     | 0    | 9.0  |
| VOSS, Lauren     | 3  | 9-6-23   | .130   | 0  | 0-0   | 1  | 2   | 0-1     | 0    | 9.5  |
| PENCE, Kallie    | 3  | 2-0-4    | .500   | 18 | 0-1   | 0  | 6   | 0-1     | 0    | 2.5  |
| SAXTON, Caitlin  | 3  | 4-5-20   | .050   | 0  | 0-0   | 0  | 2   | 0-2     | 1    | 5.0  |
| CURTIS, Hannah   | 3  | 4-1-9    | .333   | 0  | 0-1   | 0  | 0   | 0-2     | 0    | 5.0  |
| GODFREY, Jamie   | 3  | 0-0-1    | .000   | 3  | 0-0   | 1  | 9   | 0-0     | 0    | 0.0  |
| THOMPSON, Kyra   | 3  | 0-0-1    | .000   | 1  | 0-0   | 0  | 9   | 0-0     | 0    | 0.0  |
| GROFF, Katie     | 2  | 0-0-0    | .000   | 0  | 0-0   | 0  | 2   | 0-0     | 0    | 0.0  |
| CALDER, Roxy     | 1  | 0-0-0    | .000   | 7  | 0-0   | 0  | 1   | 0-0     | 0    | 0.0  |
| COOK, Sophie     | 1  | 0-1-1    | -.1000 | 0  | 0-0   | 0  | 0   | 0-0     | 0    | 0.0  |
| THOMAS, Victoria | 2  | 1-0-3    | .333   | 0  | 0-0   | 0  | 0   | 0-0     | 0    | 1.0  |
| TEAM             |    |          |        |    |       |    | 1   |         |      |      |
| Totals           | 3  | 32-16-89 | .180   | 29 | 0-2   | 3  | 37  | 1-8     | 1    | 37.0 |

Tied 18-18 in the opening set, Marquette took the next three points to put themselves up for good, winning the frame 25-20...In the first frame, Rabbecka Gonyo led the Golden Eagles' front line with four of MU's 10 assisted blocks, while Bielski recorded four kills and Caryn Mastandrea had nine assists...After Rutgers took the first point in the second, Marquette scored six unanswered and Rutgers would never lead again in the set as MU pulled away and won, 25-18...The second frame saw Gonyo record a 1.000 attack percentage, hammering home all four of her attacks for kills...After Rutgers led most of the third set, MU responded, tying the set at 21-21 and 22-22 before the Golden Eagles took set's final three points.

St. John's (1) 21 25 24 21  
 Marquette (3) 25 17 26 25  
 Oct. 3 • Al McGuire Center • (7-7, 2-0)

| St. John's      | GP | K-E-TA | PCT  | A | SA-SE | RE | DIG | BS-BABE | BHHE | PIS  |
|-----------------|----|--------|------|---|-------|----|-----|---------|------|------|
| CHEN, Chen      | 4  | 9-6-26 | .115 | 0 | 0-0   | 0  | 1   | 0-4     | 0    | 11.0 |
| RAMDIN, Darlene | 4  | 7-2-14 | .357 | 0 | 2-1   | 0  | 1   | 0-1     | 0    | 9.5  |
| SONG, Kim       | 4  | 7-6-38 | .026 | 0 | 2-0   | 2  | 5   | 0-2     | 1    |      |

never regain the lead, losing 25-17... In the set three, both teams battled as the Red Storm eventually sat at set point, up 24-20 before MU then tore off six straight to take the set 26-24...Late in the fourth frame, trailing 16-10, MU took 11 of 14 points to take a commanding lead at 21-19...From that point, two kills by Mastandrea and one by Fisher closed out the set and the match, 25-21...Leading the way for the Golden Eagles was Mastandrea, who along with a career-high 19 digs, provided 39 assists and seven kills on a .467 attack percentage...Defensively, the Marquette blockers had career nights as Vancura had a career-high seven blocks and freshman Russell added nine.



**JUNIOR**  
**CARYN MASTANDREA**

|                 |    |    |    |
|-----------------|----|----|----|
| Connecticut (3) | 25 | 25 | 25 |
| Marquette (0)   | 20 | 21 | 19 |

Oct. 5 • Al McGuire Center • (7-8, 2-1)

| Wisconsin           | GP | K-E-TA    | PCT  | A SA-SE | RE  | DIG | BS-BABEBHE | PTS  |   |      |
|---------------------|----|-----------|------|---------|-----|-----|------------|------|---|------|
| Kingsporn, Nikki    | 3  | 0-0-1     | .000 | 20      | 0-1 | 0   | 6          | 1-0  | 0 | 1.0  |
| Gabrielsen, Janelle | 3  | 4-1-9     | .333 | 17      | 3-0 | 0   | 9          | 1-0  | 0 | 8.0  |
| Dolger, Brittany    | 3  | 12-5-24   | .292 | 0       | 0-1 | 0   | 7          | 0-3  | 0 | 13.5 |
| Wack, Allison       | 3  | 2-3-8     | .125 | 0       | 1-0 | 1   | 6          | 0-0  | 0 | 3.0  |
| Jeffers, Andrea     | 3  | 9-0-12    | .750 | 1       | 0-0 | 0   | 1          | 0-3  | 0 | 10.5 |
| Ohlander, Elle      | 3  | 3-1-8     | .250 | 1       | 0-0 | 0   | 1          | 0-4  | 0 | 5.0  |
| Kuzma, Kim          | 3  | 0-0-0     | .000 | 0       | 3-0 | 0   | 8          | 0-0  | 0 | 3.0  |
| Dykstra, Katherine  | 3  | 11-4-22   | .318 | 0       | 0-0 | 0   | 0          | 1-4  | 0 | 14.0 |
| DuPont, Caitly      | 3  | 2-4-16    | .125 | 0       | 0-2 | 0   | 0          | 0-1  | 0 | 2.0  |
| TEAM                |    |           |      |         |     | 1   |            |      |   |      |
| Totals              | 3  | 43-18-100 | .250 | 39      | 7-4 | 2   | 38         | 3-14 | 1 | 60.0 |

| Marquette  | GP | K-E-TA   | PCT  | A SA-SE | RE  | DIG | BS-BABEBHE | PTS  |   |      |
|------------|----|----------|------|---------|-----|-----|------------|------|---|------|
| ANGST      | 3  | 0-0-0    | .000 | 1       | 0-1 | 1   | 4          | 0-0  | 0 | 0.0  |
| FISHER     | 3  | 11-6-33  | .152 | 4       | 0-2 | 1   | 4          | 0-1  | 0 | 11.5 |
| RUSSELL    | 3  | 3-0-7    | .429 | 0       | 0-1 | 0   | 0          | 0-5  | 1 | 5.5  |
| GONYO      | 3  | 4-1-12   | .250 | 0       | 0-0 | 0   | 1          | 0-1  | 1 | 4.5  |
| VIOLA      | 3  | 0-0-0    | .000 | 0       | 0-0 | 0   | 3          | 0-0  | 0 | 0.0  |
| MASTANDREA | 3  | 7-1-15   | .400 | 24      | 2-0 | 0   | 9          | 0-0  | 1 | 9.0  |
| BIELSKI    | 3  | 9-6-18   | .167 | 0       | 0-1 | 3   | 0          | 0-0  | 0 | 9.0  |
| VANCURA    | 3  | 1-4-12   | .250 | 0       | 0-0 | 0   | 0          | 0-5  | 0 | 3.5  |
| DEELO      | 3  | 0-0-1    | .000 | 4       | 0-0 | 2   | 8          | 0-0  | 0 | 0.0  |
| Team       |    |          |      |         |     | 2   |            |      |   |      |
| Totals     | 3  | 35-18-98 | .173 | 33      | 2-4 | 7   | 32         | 0-12 | 2 | 43.0 |

The Golden Eagles fell behind 7-2 and rallied to pull within one point at 9-8 before Connecticut captured the first, 25-20...Tied 12-12 in the second set, the Huskies pulled away to a 25-21 victory...Marquette could only get within three points at 13-10 in the third stanza before Connecticut closed out the match, 25-19.

|               |    |    |    |
|---------------|----|----|----|
| Marquette (0) | 21 | 20 | 16 |
| USF (3)       | 25 | 25 | 25 |

Oct. 10 • Tampa, Fla. • (7-9, 2-2)

| Marquette         | GP | K-E-TA   | PCT  | A SA-SE | RE  | DIG | BS-BABEBHE | PTS |   |      |
|-------------------|----|----------|------|---------|-----|-----|------------|-----|---|------|
| BIELSKI           | 3  | 8-5-22   | .136 | 3       | 0-0 | 2   | 2          | 1-0 | 0 | 9.0  |
| FISHER            | 3  | 10-10-29 | .000 | 0       | 0-2 | 0   | 4          | 0-2 | 0 | 11.0 |
| RUSSELL           | 3  | 0-2-4    | .500 | 1       | 0-1 | 0   | 1          | 0-1 | 0 | 0.5  |
| VANCURA           | 1  | 0-1-2    | .500 | 0       | 0-0 | 1   | 2          | 0-0 | 0 | 0.0  |
| GONYO, Rabbecca   | 3  | 8-4-13   | .308 | 2       | 0-0 | 0   | 3          | 2-2 | 1 | 11.0 |
| MASTANDREA, Caryn | 3  | 2-0-7    | .286 | 19      | 1-1 | 0   | 8          | 0-0 | 0 | 3.0  |
| JONES, Clara      | 3  | 3-3-12   | .000 | 0       | 0-0 | 0   | 3          | 0-1 | 0 | 3.5  |
| ANGST, Terri      | 2  | 0-0-0    | .000 | 1       | 1-0 | 0   | 2          | 0-0 | 0 | 1.0  |
| DEELO, Amy        | 3  | 0-0-0    | .000 | 3       | 1-0 | 6   | 9          | 0-0 | 0 | 1.0  |
| VIOLA, Hailey     | 3  | 0-0-0    | .000 | 0       | 1-0 | 0   | 3          | 0-0 | 0 | 1.0  |
| Team              |    |          |      |         |     | 2   |            |     |   |      |
| Totals            | 3  | 31-25-89 | .067 | 28      | 4-4 | 9   | 37         | 3-6 | 1 | 41.0 |

| USF                  | GP | K-E-TA   | PCT  | A SA-SE | RE  | DIG | BS-BABEBHE | PTS  |   |      |
|----------------------|----|----------|------|---------|-----|-----|------------|------|---|------|
| BOAZ, Allie          | 3  | 6-2-18   | .222 | 0       | 0-0 | 0   | 0          | 0-3  | 0 | 7.5  |
| GURGEL, Marcela      | 3  | 11-6-26  | .192 | 2       | 6-1 | 2   | 12         | 0-0  | 0 | 17.0 |
| ARBOGAST, Alli       | 3  | 2-2-13   | .000 | 0       | 0-0 | 0   | 0          | 2-2  | 1 | 5.0  |
| THON, Mariann        | 3  | 0-0-1    | .000 | 16      | 1-1 | 0   | 4          | 0-0  | 2 | 1.0  |
| O'CONNOR, Alli       | 3  | 7-2-16   | .212 | 1       | 1-1 | 1   | 4          | 1-0  | 0 | 9.0  |
| WILLIAMS, Nakiya     | 3  | 5-2-12   | .250 | 0       | 0-0 | 0   | 0          | 1-4  | 0 | 8.0  |
| AUGUSTAVO, Stephanie | 3  | 0-0-0    | .000 | 1       | 1-1 | 1   | 8          | 0-0  | 0 | 1.0  |
| HAVLICKOVA, Jarika   | 3  | 6-1-12   | .417 | 1       | 0-0 | 0   | 0          | 0-3  | 0 | 7.5  |
| CASTELAMARE, Brittan | 3  | 0-0-0    | .000 | 11      | 0-0 | 0   | 0          | 0-0  | 0 | 0.0  |
| Totals               | 3  | 37-15-98 | .224 | 32      | 9-4 | 4   | 28         | 4-12 | 1 | 56.0 |

Marquette fell victim to USF and the Marcela Gurgel, ranked seventh in the nation in kills per set...USF jumped ahead 5-0 in the first set before Marquette evened the

score at 9-9, with the Bulls pulling away to win the set 25-21...USF was able to halt a quick 4-0 MU start by tying the score at 7-7 and then outscoring Marquette 11-4 to take a 17-10 lead...The Golden Eagles retaliated, taking six of the next seven points and pulling within three, until USF closed out the second set, 25-20...USF took a commanding 9-2 lead on four service aces from Gurgel, and took their largest lead of the night at 16-7 before closing out the set and match, 25-16.

|                |    |    |    |
|----------------|----|----|----|
| Marquette (0)  | 24 | 19 | 23 |
| Georgetown (3) | 26 | 25 | 25 |

Oct. 12 • Washington, D.C. • (7-10, 2-3)

| Marquette  | GP | K-E-TA    | PCT   | A SA-SE | RE  | DIG | BS-BABEBHE | PTS   |   |      |
|------------|----|-----------|-------|---------|-----|-----|------------|-------|---|------|
| JONES      | 3  | 3-4-8     | .125  | 0       | 0-0 | 0   | 4          | 0-0   | 1 | 3.0  |
| BIELSKI    | 3  | 9-5-30    | .333  | 0       | 0-2 | 0   | 7          | 1-2   | 1 | 11.0 |
| FISHER     | 3  | 10-7-27   | .111  | 1       | 1-0 | 0   | 5          | 0-0   | 0 | 11.0 |
| RUSSELL    | 3  | 2-3-5     | .200  | 0       | 0-3 | 0   | 0          | 0-5   | 0 | 4.5  |
| GONYO      | 3  | 6-4-19    | .105  | 1       | 0-0 | 0   | 2          | 4-0   | 0 | 10.0 |
| MASTANDREA | 3  | 2-0-8     | .250  | 28      | 0-0 | 0   | 1          | 1-2   | 1 | 4.0  |
| AKIN       | 1  | 1-0-1     | 1.000 | 0       | 0-0 | 0   | 0          | 0-0   | 0 | 1.0  |
| ANGST      | 1  | 0-0-0     | .000  | 0       | 0-0 | 0   | 0          | 0-0   | 0 | 0.0  |
| VANCURA    | 3  | 2-0-4     | .500  | 0       | 0-0 | 0   | 0          | 4-1   | 0 | 6.5  |
| DEELO      | 3  | 0-0-0     | .000  | 2       | 0-2 | 0   | 10         | 0-0   | 0 | 0.0  |
| VIOLA      | 3  | 0-0-0     | .000  | 0       | 0-0 | 0   | 4          | 0-0   | 1 | 0.0  |
| Team       |    |           |       |         |     | 2   |            |       |   |      |
| Totals     | 3  | 35-23-102 | .118  | 32      | 1-7 | 2   | 33         | 10-10 | 2 | 51.0 |

| Georgetown         | GP | K-E-TA    | PCT  | A SA-SE | RE  | DIG | BS-BABEBHE | PTS |   |      |
|--------------------|----|-----------|------|---------|-----|-----|------------|-----|---|------|
| MALONE, Ashley     | 3  | 0-0-0     | .000 | 0       | 0-3 | 0   | 9          | 0-0 | 0 | 0.0  |
| HARDY, Jessica     | 3  | 12-5-28   | .250 | 0       | 1-0 | 0   | 4          | 0-1 | 1 | 13.5 |
| BOLAND, Caitlin    | 3  | 0-3-5     | .600 | 38      | 0-0 | 0   | 7          | 1-0 | 0 | 1.0  |
| DORISMOND, Vanessa | 3  | 6-5-15    | .067 | 0       | 0-0 | 0   | 0          | 2-0 | 0 | 8.0  |
| MANLEY, Sara       | 3  | 6-7-27    | .037 | 0       | 0-1 | 1   | 6          | 0-0 | 0 | 6.0  |
| NIESEN, Katherine  | 3  | 0-0-13    | .000 | 0       | 1-1 | 0   | 0          | 1-2 | 1 | 12.0 |
| REZIN, Victoria    | 3  | 0-0-0     | .000 | 1       | 0-0 | 0   | 11         | 0-0 | 0 | 0.0  |
| TRAUTH, Samantha   | 2  | 0-0-0     | .000 | 0       | 0-0 | 0   | 1          | 0-0 | 0 | 0.0  |
| COHEN, Courtney    | 3  | 7-2-14    | .357 | 0       | 0-0 | 2   | 2          | 2-1 | 0 | 9.5  |
| MCKOY, Kiersten    | 1  | 0-0-0     | .000 | 0       | 0-0 | 0   | 0          | 0-0 | 0 | 0.0  |
| Totals             | 3  | 40-22-102 | .176 | 39      | 2-5 | 1   | 40         | 6-4 | 2 | 50.0 |

Gonyo and Vancura posted season-high marks with four solo blocks apiece, but was not enough for Marquette to stop a three match skid...Marquette led from the beginning in the first set to build a 16-14 lead before Georgetown rallied to lead 20-17, the largest Hoya lead of the set...MU was able to even the score at 21-21, and sat at set-point with the score 24-22, but was unable

to close out the set as GU scored three straight to win the first set, 26-24...The second match saw even play throughout, with the score tied at every point from 6-6 to 13-13, until Georgetown built a 20-18 lead and captured the set, 25-19...Falling behind 8-2 early in the third set, the Golden Eagles scored 11 of the next 18 points to pull within two of the Hoyas, and evened the score at 20-20 before Georgetown scored the final points to take the set 25-23.

|               |    |    |    |    |    |
|---------------|----|----|----|----|----|
| Syracuse (2)  | 25 | 25 | 16 | 21 | 15 |
| Marquette (3) | 16 | 21 | 25 | 25 | 12 |

Oct. 18 • Al McGuire Center • (7-11, 2-4)

| Syracuse           | GP | K-E-TA    | PCT  | A SA-SE | RE   | DIG | BS-BABEBHE | PTS  |   |      |
|--------------------|----|-----------|------|---------|------|-----|------------|------|---|------|
| MORTON, Sarah      | 5  | 10-3-22   | .318 | 0       | 0-0  | 0   | 0          | 2-4  | 0 | 14.0 |
| LEFEBVRE, Noemie   | 5  | 15-6-33   | .273 | 0       | 0-2  | 0   | 11         | 0-2  | 1 | 16.0 |
| KERN, Brittany     | 5  | 3-1-7     | .286 | 0       | 2-2  | 0   | 2          | 0-5  | 0 | 7.5  |
| MacTAVISH, Kacie   | 5  | 13-4-47   | .191 | 3       | 1-2  | 1   | 12         | 1-4  | 0 | 17.0 |
| QUIGLEY, April     | 5  | 4-3-10    | .100 | 41      | 0-0  | 0   | 7          | 2-5  | 0 | 8.5  |
| LITTLE, Erin       | 5  | 3-2-17    | .059 | 0       | 0-0  | 0   | 0          | 0-0  | 1 | 3.0  |
| TODD, Hayley       | 3  | 3-1-9     | .222 | 0       | 0-1  | 0   | 0          | 1-0  | 0 | 4.0  |
| WILLIAMS, Ashley   | 1  | 0-0-0     | .000 | 0       | 0-1  | 0   | 0          | 0-0  | 0 | 0.0  |
| McLAURIN, Shanetha | 5  | 0-0-0     | .000 | 3       | 2-1  | 0   | 7          | 0-0  | 0 | 2.0  |
| KANEMURA, Marissa  | 5  | 0-0-0     | .000 | 1       | 0-2  | 0   | 15         | 0-0  | 0 | 0.0  |
| Totals             | 5  | 51-20-145 | .214 | 48      | 5-11 | 1   | 54         | 6-20 | 2 | 72.0 |

| Marquette  | GP | K-E-TA    | PCT  | A SA-SE | RE  | DIG | BS-BABEBHE | PTS  |   |      |
|------------|----|-----------|------|---------|-----|-----|------------|------|---|------|
| BIELSKI    | 5  | 17-5-31   | .387 | 0       | 0-0 | 2   | 6          | 0-1  | 0 | 17.5 |
| FISHER     | 5  | 23-9-57   | .246 | 0       | 1-3 | 1   | 7          | 0-2  | 1 | 25.0 |
| RUSSELL    | 5  | 4-4-12    | .000 | 2       | 0-2 | 0   | 2          | 0-3  | 1 | 5.5  |
| VANCURA    | 5  | 5-6-19    | .053 | 1       | 0-0 | 0   | 0          | 0-2  | 0 | 6.0  |
| GONYO      | 5  | 8-7-21    | .048 | 0       | 0-0 | 0   | 2          | 3-1  | 0 | 11.5 |
| MASTANDREA | 5  | 5-3-17    | .118 | 50      | 0-0 | 0   | 7          | 0-1  | 3 | 5.5  |
| ANGST      | 5  | 0-0-0     | .000 | 2       | 0-0 | 1   | 14         | 0-0  | 0 | 0.0  |
| DEELO      | 5  | 0-0-2     | .000 | 1       | 0-2 | 1   | 19         | 0-0  | 1 | 0.0  |
| VIOLA      | 5  | 1-1-2     | .000 | 2       | 0-0 | 0   | 6          | 0-0  | 0 | 1.0  |
| Totals     | 5  | 63-35-161 | .174 | 58      | 1-7 | 5   | 63         | 3-10 | 5 | 72.0 |

MU got off to another sluggish start, pushing their streak of sets without a win to 11 after dropping the match's first two sets...In the first frame, the Golden Eagles failed to connect on their attacks, hitting just .100, as Syracuse tallied a 25-16 victory...Marquette forced an even second set, with a tie score at 10-10, and took the lead at 14-13 on a Syracuse attack error until the Orange rallied to build a 22-17 lead and took the set, 25-21...MU jumped to an early 3-1 lead and saw a tie score at 12 apiece before tallying three quick points to take a 15-12 lead...Marquette scored five of the next seven points out of a timeout to put MU up, 20-14, a lead they would not give up...In the fourth frame, the teams were even at 7-7 until the Orange relinquished a 14-10 advantage for MU to tie the score again at 16-16, and took the set at 25-21...In the fourth five game match of the season, Syracuse scored five straight after trading early points to lead 9-4 and win the match by a score of 15-12.



UW-Milwaukee (2) 27 26 11 16 11  
 Marquette (3) 25 24 25 25 15  
 Oct. 20 • Al McGuire Center • (8-11, 24)

| UWM                 | GP | K-E-TA    | PCT   | A  | SA-SE | RE | DIG | BS-BABE | BHE | PTS  |
|---------------------|----|-----------|-------|----|-------|----|-----|---------|-----|------|
| SUEPPEL, Maddie     | 5  | 13-5-33   | .242  | 0  | 0-0   | 0  | 3   | 0-5     | 0   | 15.5 |
| ZAPORSKI, Kellye    | 5  | 0-1-6     | -.167 | 46 | 0-2   | 0  | 7   | 0-2     | 1   | 1.0  |
| SCHUH, Kerri        | 5  | 9-3-31    | .394  | 0  | 0-0   | 0  | 4   | 0-5     | 2   | 11.5 |
| CHERY, Natalie      | 4  | 3-4-21    | -.048 | 0  | 0-0   | 0  | 3   | 1-0     | 0   | 4.0  |
| SCHMITTING, Natalie | 5  | 12-4-28   | .286  | 0  | 0-1   | 0  | 6   | 1-2     | 0   | 14.0 |
| PETERS, Becky       | 5  | 15-12-48  | .062  | 0  | 1-1   | 3  | 12  | 0-0     | 0   | 16.0 |
| POTTER, Morgan      | 1  | 0-0-0     | .000  | 0  | 0-0   | 0  | 0   | 0-0     | 0   | 0.0  |
| TRAWITZKE, Samantha | 5  | 0-0-1     | .000  | 3  | 1-1   | 0  | 3   | 0-0     | 0   | 1.0  |
| O'BRIEN, Mary Beth  | 2  | 0-1-3     | -.333 | 0  | 0-0   | 0  | 2   | 0-0     | 1   | 0.0  |
| HINTZE, Lauren      | 5  | 1-1-3     | .000  | 0  | 1-0   | 0  | 6   | 0-0     | 0   | 2.0  |
| FELSING, Lauren     | 5  | 1-0-2     | .500  | 0  | 0-1   | 0  | 15  | 0-0     | 0   | 1.0  |
| JANSEN, Melissa     | 4  | 0-0-0     | .000  | 0  | 0-0   | 0  | 0   | 0-0     | 1   | 0.0  |
| Totals              | 5  | 54-31-176 | .314  | 49 | 3-6   | 3  | 61  | 2-14    | 5   | 66.0 |

| Marquette  | GP | K-E-TA    | PCT  | A  | SA-SE | RE | DIG | BS-BABE | BHE | PTS  |
|------------|----|-----------|------|----|-------|----|-----|---------|-----|------|
| BIELSKI    | 5  | 17-10-45  | .350 | 0  | 1-4   | 0  | 9   | 0-1     | 1   | 18.5 |
| FISHER     | 5  | 16-5-39   | .282 | 0  | 0-0   | 0  | 1   | 0-4     | 0   | 18.0 |
| RUSSELL    | 5  | 7-4-17    | .176 | 2  | 0-0   | 0  | 4   | 1-6     | 0   | 11.0 |
| VANCURA    | 5  | 5-1-16    | .250 | 2  | 0-0   | 0  | 1   | 0-5     | 0   | 7.5  |
| GONYO      | 5  | 18-2-30   | .333 | 0  | 0-0   | 0  | 1   | 1-6     | 1   | 22.0 |
| MASTANDREA | 5  | 5-3-18    | .111 | 47 | 2-0   | 0  | 20  | 0-3     | 0   | 8.5  |
| JONES      | 1  | 0-0-0     | .000 | 0  | 0-0   | 0  | 0   | 0-0     | 0   | 0.0  |
| ANGST      | 5  | 0-0-0     | .000 | 2  | 0-0   | 0  | 9   | 0-0     | 0   | 0.0  |
| COELLO     | 2  | 0-0-0     | .000 | 0  | 0-0   | 0  | 2   | 0-0     | 0   | 0.0  |
| DEELO      | 5  | 0-0-0     | .000 | 5  | 0-1   | 2  | 24  | 0-0     | 0   | 0.0  |
| VIOLA      | 5  | 0-0-4     | .000 | 4  | 0-1   | 0  | 5   | 0-0     | 0   | 0.0  |
| Team       |    |           |      |    |       |    | 1   |         |     |      |
| Totals     | 5  | 68-25-169 | .254 | 62 | 3-6   | 3  | 76  | 2-25    | 1   | 85.5 |

The Golden Eagles put an end to a four-match winning streak, defeating cross-town rival UW-Milwaukee in their second consecutive five-set match...In the first, MU rallied from a 9-4 deficit to even the score at nine apiece and took the first lead at 10-9...UWM took back the lead at 12-10 and led until MU jumped ahead 25-24, but eventually captured the set after scoring three straight points to close out the set at 27-25...Marquette never led in second set after falling behind 4-1, but tied the score at 24-24 in an attack error, but UWM scored the next two points to win the set, 26-24...MU jumped out of the gates and at 10-6, made a 9-1 run to extend their lead to 19-7 and closed out the third set, 25-11...The 11 points allowed in the third tied for the least given up this year by Marquette in one of a match's first four sets...MU built an 8-4 lead in the fourth set and boosted their scoring pace to take a 15-8 lead before capturing the set 25-16 on two Gonyo kills...With the score tied 5-5 in the fifth, four Marquette points forced the Panthers into two early timeouts...UWM could only get as close as two at 12-10 as Marquette pulled out the set and the match, 15-11...Gonyo and Bielski each tied career-highs with 18 and 17 kills, respectively.

Louisville (3) 25 25 25  
 Marquette (0) 8 19 21  
 Oct. 24 • Al McGuire Center • (8-12, 2-5)

| Louisville           | GP | K-E-TA   | PCT   | A  | SA-SE | RE | DIG | BS-BABE | BHE | PTS  |
|----------------------|----|----------|-------|----|-------|----|-----|---------|-----|------|
| LIU, Rui             | 3  | 4-1-7    | .429  | 0  | 0-1   | 0  | 3   | 0-3     | 0   | 5.5  |
| BROWN, Lecia         | 3  | 2-3-7    | -.143 | 0  | 0-0   | 0  | 0   | 0-6     | 0   | 5.0  |
| RUCKER, Gwen         | 3  | 6-1-15   | .333  | 0  | 0-0   | 0  | 0   | 1-1     | 1   | 7.5  |
| KOLESNIKOVA, Tatiana | 3  | 7-4-20   | .350  | 5  | 0-1   | 0  | 2   | 0-4     | 1   | 9.0  |
| MATIASOVSKA, Jana    | 3  | 11-0-19  | .579  | 0  | 1-1   | 0  | 5   | 1-3     | 1   | 14.5 |
| LANDI, Justine       | 3  | 10-4-23  | .261  | 18 | 2-2   | 0  | 11  | 0-1     | 0   | 12.5 |
| WETTERER, Kristie    | 3  | 0-0-0    | .000  | 1  | 0-1   | 1  | 8   | 0-0     | 0   | 0.0  |
| MANGO, Lindsey       | 3  | 1-0-1    | 1.000 | 1  | 1-0   | 1  | 6   | 0-0     | 1   | 2.0  |
| LECH, Gosia          | 3  | 0-0-0    | .000  | 14 | 0-0   | 0  | 4   | 0-0     | 0   | 0.0  |
| Totals               | 3  | 41-13-92 | .304  | 39 | 4-6   | 2  | 39  | 2-18    | 4   | 56.0 |

| Marquette  | GP | K-E-TA    | PCT   | A  | SA-SE | RE | DIG | BS-BABE | BHE | PTS  |
|------------|----|-----------|-------|----|-------|----|-----|---------|-----|------|
| BIELSKI    | 3  | 2-4-10    | .200  | 0  | 1-0   | 1  | 2   | 0-0     | 0   | 3.0  |
| FISHER     | 3  | 5-11-34   | .176  | 1  | 0-0   | 0  | 1   | 0-2     | 0   | 6.0  |
| RUSSELL    | 3  | 2-3-12    | -.083 | 2  | 1-0   | 0  | 0   | 0-3     | 0   | 4.5  |
| VANCURA    | 3  | 4-3-13    | .077  | 0  | 0-0   | 0  | 0   | 0-1     | 0   | 4.5  |
| GONYO      | 3  | 2-2-10    | .300  | 0  | 0-0   | 0  | 1   | 0-1     | 0   | 3.5  |
| MASTANDREA | 3  | 3-4-12    | .167  | 18 | 0-1   | 0  | 8   | 0-2     | 0   | 4.0  |
| JONES      | 2  | 6-1-8     | .625  | 0  | 0-0   | 0  | 0   | 0-0     | 1   | 6.0  |
| ANGST      | 3  | 0-0-0     | .000  | 0  | 0-1   | 0  | 8   | 0-0     | 0   | 0.0  |
| COELLO     | 2  | 0-0-0     | .000  | 0  | 0-0   | 0  | 1   | 0-0     | 0   | 0.0  |
| DEELO      | 3  | 0-0-0     | .000  | 1  | 0-1   | 2  | 9   | 0-0     | 1   | 0.0  |
| VIOLA      | 3  | 0-0-2     | .000  | 2  | 0-0   | 1  | 5   | 0-0     | 0   | 0.0  |
| Totals     | 3  | 25-25-101 | .000  | 25 | 2-3   | 4  | 35  | 0-9     | 0   | 31.5 |

In the first set, Marquette managed a season-low eight points on three kills as Louisville took a commanding 20-5 lead before reclaiming the set, 25-8...The Golden Eagles relinquished a 16-15 lead as Louisville took ten of 13 points, winning the second set 25-19...MU took a 6-5 lead on a Jones kill, but the Cardinals responded to pull out to a 15-10 advantage in the third stanza...Marquette pulled within two points at 17-15, but that would be as close as they would get, falling 25-21...MU failed to connect on its attacks, hitting .000 on the night, while Louisville hit .304.

Cincinnati (3) 25 25 25  
 Marquette (0) 15 18 23  
 Oct. 26 • Al McGuire Center • (8-13, 2-6)

| Cincinnati        | GP | K-E-TA    | PCT  | A  | SA-SE | RE | DIG | BS-BABE | BHE | PTS  |
|-------------------|----|-----------|------|----|-------|----|-----|---------|-----|------|
| FISL, Annie       | 3  | 4-0-6     | .667 | 39 | 0-1   | 0  | 5   | 0-2     | 0   | 5.0  |
| NIEMER, Stephanie | 3  | 5-2-23    | .330 | 0  | 1-1   | 0  | 12  | 0-0     | 0   | 6.0  |
| NEVITT, Jessie    | 3  | 12-0-22   | .545 | 1  | 1-3   | 0  | 0   | 0-6     | 0   | 16.0 |
| UPTON, Lindsay    | 3  | 5-1-17    | .235 | 1  | 0-3   | 0  | 3   | 0-0     | 0   | 5.0  |
| ELLEY, Jessica    | 3  | 13-4-22   | .409 | 0  | 4-0   | 0  | 4   | 0-3     | 1   | 18.5 |
| HARPENAU, Missy   | 3  | 7-3-21    | .190 | 2  | 0-1   | 0  | 9   | 0-1     | 0   | 7.5  |
| GUENTHER, Julie   | 3  | 0-0-0     | .000 | 0  | 0-0   | 0  | 4   | 0-0     | 0   | 0.0  |
| FREY, Jaime       | 3  | 0-0-0     | .000 | 0  | 0-0   | 0  | 9   | 0-0     | 0   | 0.0  |
| DOSSMAN, Natalie  | 1  | 0-0-0     | .000 | 0  | 0-0   | 0  | 0   | 0-0     | 0   | 0.0  |
| Totals            | 3  | 46-10-111 | .324 | 43 | 6-9   | 0  | 46  | 0-12    | 1   | 58.0 |

| Marquette  | GP | K-E-TA    | PCT   | A  | SA-SE | RE | DIG | BS-BABE | BHE | PTS  |
|------------|----|-----------|-------|----|-------|----|-----|---------|-----|------|
| BIELSKI    | 3  | 10-5-35   | .443  | 0  | 0-0   | 1  | 4   | 0-1     | 2   | 10.5 |
| ANGST      | 3  | 0-0-1     | .000  | 0  | 0-0   | 0  | 7   | 0-0     | 0   | 0.0  |
| FISHER     | 2  | 3-5-14    | .143  | 0  | 0-0   | 0  | 0   | 0-0     | 1   | 3.0  |
| RUSSELL    | 3  | 2-2-6     | .000  | 1  | 0-2   | 0  | 1   | 0-2     | 0   | 3.0  |
| GONYO      | 3  | 8-4-21    | .190  | 1  | 0-0   | 0  | 2   | 0-1     | 0   | 8.5  |
| MASTANDREA | 3  | 2-0-9     | .222  | 27 | 0-0   | 0  | 11  | 0-0     | 0   | 2.0  |
| JONES      | 1  | 3-0-6     | .500  | 0  | 0-0   | 0  | 0   | 0-0     | 0   | 3.0  |
| COELLO     | 1  | 0-0-0     | .000  | 0  | 0-0   | 0  | 0   | 0-0     | 0   | 0.0  |
| VANCURA    | 3  | 7-3-17    | .235  | 0  | 0-0   | 0  | 1   | 0-2     | 0   | 8.0  |
| DEELO      | 3  | 0-0-1     | .000  | 2  | 0-0   | 2  | 14  | 0-0     | 0   | 0.0  |
| VIOLA      | 3  | 0-1-1     | 1.000 | 0  | 0-0   | 2  | 7   | 0-0     | 1   | 0.0  |
| Team       |    |           |       |    |       |    | 1   |         |     |      |
| Totals     | 3  | 35-20-111 | .135  | 31 | 0-2   | 6  | 47  | 0-6     | 3   | 38.0 |

After falling behind 8-6 in the first set, MU scored seven of the next eight to jump ahead 13-9 until the Bearcats reeled off a 16-2 run, including the set's final 10 points to take the frame, 25-15...In the second frame, Cincinnati shot out to a 4-1 lead and would never trail in the set, pulling ahead to 20-13 before MU tightened the gap to four points...The Bearcats closed out the scoring to win the second set, 25-18...Marquette rallied from behind to take a 12-9 lead before Cincinnati tied the set at 19-19, and took the set and the match 25-23.

Marquette (2) 25 28 24 25 12  
 DePaul (3) 21 30 26 23 15  
 Nov. 1 • Chicago, Ill. • (8-14, 2-7)

| Marquette  | GP | K-E-TA    | PCT   | A  | SA-SE | RE | DIG | BS-BABE | BHE | PTS  |
|------------|----|-----------|-------|----|-------|----|-----|---------|-----|------|
| BIELSKI    | 5  | 13-6-35   | .200  | 2  | 0-3   | 1  | 9   | 0-2     | 0   | 14.0 |
| FISHER     | 5  | 19-7-45   | .267  | 1  | 0-0   | 2  | 5   | 0-1     | 0   | 19.5 |
| RUSSELL    | 5  | 10-2-21   | .381  | 1  | 1-0   | 0  | 4   | 0-4     | 0   | 13.0 |
| GONYO      | 5  | 5-4-19    | .053  | 2  | 0-0   | 0  | 5   | 0-5     | 0   | 7.5  |
| VIOLA      | 5  | 0-1-1     | 1.000 | 0  | 0-0   | 1  | 5   | 0-0     | 0   | 0.0  |
| MASTANDREA | 5  | 7-1-18    | .333  | 45 | 0-3   | 0  | 4   | 0-3     | 0   | 8.5  |
| JONES      | 1  | 0-0-0     | .000  | 0  | 0-0   | 0  | 0   | 0-0     | 0   | 0.0  |
| ANGST      | 5  | 2-0-3     | .667  | 3  | 0-0   | 2  | 6   | 0-0     | 0   | 2.0  |
| COELLO     | 1  | 0-0-0     | .000  | 0  | 0-0   | 0  | 0   | 0-0     | 0   | 0.0  |
| VANCURA    | 5  | 7-4-18    | .167  | 2  | 0-1   | 1  | 2   | 0-3     | 0   | 8.5  |
| DEELO      | 5  | 0-1-2     | .500  | 3  | 2-1   | 3  | 20  | 0-0     | 0   | 2.0  |
| Totals     | 5  | 63-26-162 | .228  | 59 | 3-8   | 10 | 60  | 0-18    | 0   | 75.0 |

| DePaul              | GP | K-E-TA    | PCT  | A  | SA-SE | RE | DIG | BS-BABE | BHE | PTS  |
|---------------------|----|-----------|------|----|-------|----|-----|---------|-----|------|
| CULLEN, Sarah       | 5  | 22-13-62  | .445 | 1  | 3-1   | 1  | 13  | 0-1     | 1   | 25.5 |
| FIEDLER, Jackie     | 5  | 17-4-43   | .302 | 0  | 0-1   | 0  | 2   | 0-6     | 0   | 20.0 |
| KNUTSON, Katherine  | 5  | 0-0-0     | .000 | 0  | 2-4   | 1  | 6   | 0-0     | 0   | 2.0  |
| LANDSCHOTT, Christy | 5  | 4-1-9     | .333 | 62 | 0-1   | 0  | 10  | 0-5     | 0   | 6.5  |
| LEITCHER, Kate      | 5  | 6-1-14    | .357 | 0  | 4-3   | 0  | 1   | 0-3     | 0   | 11.5 |
| HIGHLAND, Kyndell   | 5  | 8-7-20    | .050 | 1  | 1-3   | 0  | 11  | 0-1     | 0   | 9.5  |
| BLASI, Lauren       | 5  | 10-3-26   | .269 | 0  | 0-2   | 0  | 2   | 0-2     | 0   | 11.0 |
| CALLAGHAN, Caitlin  | 5  | 0-0-0     | .000 | 2  | 0-0   | 1  | 17  | 0-0     | 0   | 0.0  |
| Totals              | 5  | 67-29-174 | .218 | 66 | 10-15 | 3  | 62  | 0-18    | 1   | 86.0 |

In the first set, DePaul led 4-0 early and would maintain their lead until a Fisher kill tied the score at 19-19 and the Golden Eagles reeled off six of the next eight points to take the set, 25-21...In a back-and-forth second set, the squads sat even at 27-27 until a Bielski kill gave Marquette a 28-27 lead, but the Blue Demons closed out the scoring with three kills to take the set, 30-28...With an 11-7 Marquette lead in the third set, the Blue Demons eventually took a 21-19 lead until MU rebounded for a 24-22 advantage...From there, DePaul rallied to take the next four points and the set, 26-24...With the fourth set tied at 23-23, a kill by Fisher and a block by Fisher and Gonyo gave Marquette the set, 25-23...A 11-9 MU advantage in the fifth frame disappeared as DePaul reeled off six of the final seven points to take the set and the match, 15-12.



FRESHMAN LIBERO  
 AMY DEELO

|                |    |    |    |    |    |
|----------------|----|----|----|----|----|
| Marquette (3)  | 28 | 22 | 20 | 25 | 15 |
| Notre Dame (2) | 26 | 25 | 25 | 22 | 12 |

Nov. 2 • Notre Dame, Ind. • (9-14, 3-7)

| Marquette  | GP | K-E-TA    | PCT   | A-SA-SE | RE  | DIG | BS-BABE | BHE  | PTS |   |      |
|------------|----|-----------|-------|---------|-----|-----|---------|------|-----|---|------|
| JONES      | 5  | 12-6-32   | .188  | 0       | 0-0 | 0   | 1       | 1-5  | 1   | 0 | 15.5 |
| BIELSKI    | 4  | 5-5-24    | .000  | 1       | 0-1 | 0   | 7       | 0-5  | 0   | 0 | 7.5  |
| ANGST      | 5  | 0-0-0     | .000  | 0       | 0-0 | 1   | 5       | 0-0  | 0   | 1 | 0.0  |
| RUSSELL    | 5  | 10-2-17   | .471  | 1       | 0-3 | 0   | 3       | 0-9  | 0   | 0 | 14.5 |
| GONYO      | 5  | 16-1-29   | .517  | 1       | 0-0 | 0   | 4       | 0-9  | 0   | 0 | 20.5 |
| MASTANDREA | 5  | 8-0-17    | .471  | 52      | 0-0 | 0   | 8       | 1-6  | 0   | 0 | 12.0 |
| FISHER     | 5  | 19-13-45  | .333  | 1       | 1-0 | 2   | 2       | 0-2  | 0   | 0 | 21.0 |
| COELLO     | 2  | 0-0-0     | .000  | 0       | 0-1 | 0   | 1       | 0-0  | 0   | 0 | 0.0  |
| VANCURA    | 2  | 0-0-0     | .000  | 0       | 0-0 | 0   | 0       | 0-2  | 0   | 0 | 1.0  |
| DEELO      | 5  | 0-0-1     | .000  | 3       | 0-0 | 1   | 22      | 0-0  | 0   | 0 | 0.0  |
| VIOLA      | 5  | 0-1-2     | -.500 | 4       | 0-0 | 2   | 7       | 0-0  | 0   | 0 | 0.0  |
| Team       |    |           |       |         |     |     |         |      |     |   | 1    |
| Totals     | 5  | 70-28-167 | .251  | 63      | 1-5 | 7   | 60      | 2-38 | 1   | 1 | 92.0 |

| Notre Dame         | GP | K-E-TA    | PCT    | A-SA-SE | RE  | DIG | BS-BABE | BHE  | PTS |   |      |
|--------------------|----|-----------|--------|---------|-----|-----|---------|------|-----|---|------|
| KAEHLIN, Christina | 4  | 15-9-30   | .200   | 0       | 0-0 | 0   | 1       | 0-0  | 0   | 0 | 15.0 |
| PHILLIPS, Serinity | 5  | 25-4-56   | .375   | 1       | 1-0 | 0   | 10      | 0-9  | 0   | 0 | 30.5 |
| SCIACCA, Kellie    | 5  | 12-4-24   | .333   | 0       | 1-0 | 0   | 4       | 0-0  | 0   | 0 | 17.5 |
| NICHOLAS, Jamel    | 5  | 4-0-7     | .571   | 52      | 0-1 | 0   | 14      | 0-0  | 0   | 0 | 4.0  |
| STREMICKE, Justine | 4  | 5-4-18    | .250   | 0       | 0-0 | 0   | 0       | 0-3  | 0   | 0 | 6.5  |
| DEALY, Kristen     | 5  | 4-9-32    | .156   | 3       | 1-1 | 0   | 8       | 0-0  | 0   | 0 | 5.0  |
| WILDERMUTH, Beth   | 2  | 0-0-0     | .000   | 1       | 0-0 | 0   | 0       | 0-0  | 0   | 0 | 1.0  |
| KRISTOFF, Kim      | 1  | 0-1-1     | -.1000 | 0       | 0-0 | 0   | 0       | 0-0  | 0   | 0 | 0.0  |
| FISHL, Megan       | 3  | 2-1-6     | .167   | 2       | 3-2 | 0   | 13      | 2-3  | 0   | 0 | 8.5  |
| BARNICLE, Megan    | 2  | 0-0-1     | .000   | 0       | 0-0 | 0   | 0       | 0-0  | 0   | 0 | 0.0  |
| PUEENTE, Angela    | 4  | 0-0-0     | .000   | 0       | 0-1 | 0   | 2       | 0-0  | 0   | 0 | 0.0  |
| DUNNE, Megan       | 5  | 0-0-0     | .000   | 4       | 0-0 | 1   | 11      | 0-0  | 0   | 0 | 0.0  |
| ENZWEILER, Tara    | 2  | 0-0-0     | .000   | 0       | 0-0 | 0   | 0       | 0-0  | 0   | 0 | 0.0  |
| SLATT, Stephanie   | 1  | 0-1-2     | -.500  | 0       | 0-0 | 0   | 0       | 0-0  | 0   | 0 | 0.0  |
| Totals             | 5  | 67-33-177 | .192   | 63      | 7-5 | 1   | 63      | 2-24 | 0   | 0 | 88.0 |

Four Golden Eagles set career-highs as Gonyo, Russell, Mastandrea and Jones had career games...Mastandrea's numbers approached quadruple-double range as she recorded 52 assists, eight kills, eight digs and seven blocks...A 13-10 Fighting Irish lead wasn't enough to stop Marquette in the first set as MU stormed back and recaptured the lead, going up 22-20 and closing out the set, 28-26...Marquette got off to a slow start in the second game and was never able to recover, losing 25-22 after facing deficits of 9-2 and 17-9...The Golden Eagles fell behind 9-5 before tying the set at 14-14, but Notre Dame pulled out the third set, 25-20...Two kills by Jones forced Notre Dame into early timeouts to discuss 7-3 and 18-14 MU leads in the fourth frame...With MU sitting at set-point after a kill from Gonyo, the Irish scored three points before MU closed out the set at 25-22 on a kill from Fisher...In the final frame, Marquette rallied from two behind to tie the score at 8-8 before closing out the set, 15-12, on two straight kills from Mastandrea for the win.

|               |    |    |    |    |    |
|---------------|----|----|----|----|----|
| Marquette (3) | 25 | 20 | 21 | 25 | 15 |
| Villanova (2) | 23 | 25 | 25 | 20 | 3  |

Nov. 8 • Villanova, Pa. • (10-14, 4-7)

| Marquette  | GP | K-E-TA    | PCT   | A-SA-SE | RE  | DIG | BS-BABE | BHE  | PTS |   |      |
|------------|----|-----------|-------|---------|-----|-----|---------|------|-----|---|------|
| BIELSKI    | 5  | 13-9-41   | .098  | 1       | 0-0 | 1   | 6       | 1-3  | 0   | 0 | 15.5 |
| ANGST      | 5  | 1-0-1     | 1.000 | 1       | 0-0 | 3   | 11      | 0-1  | 0   | 0 | 1.5  |
| FISHER     | 4  | 20-6-32   | .438  | 2       | 0-1 | 2   | 5       | 1-1  | 0   | 0 | 21.5 |
| RUSSELL    | 5  | 4-3-12    | .083  | 0       | 0-2 | 0   | 4       | 1-6  | 0   | 0 | 8.0  |
| GONYO      | 5  | 9-8-31    | .321  | 1       | 0-1 | 0   | 1       | 0-8  | 0   | 0 | 13.0 |
| MASTANDREA | 5  | 7-0-18    | .389  | 43      | 1-0 | 0   | 10      | 0-3  | 0   | 0 | 9.5  |
| JONES      | 3  | 6-5-22    | .300  | 1       | 0-0 | 4   | 4       | 0-1  | 0   | 0 | 6.5  |
| COELLO     | 2  | 0-0-0     | .000  | 1       | 0-0 | 0   | 1       | 0-0  | 0   | 0 | 0.0  |
| VANCURA    | 3  | 1-2-4     | .250  | 1       | 0-0 | 0   | 1       | 0-5  | 0   | 0 | 3.5  |
| DEELO      | 5  | 0-0-1     | .000  | 3       | 1-1 | 0   | 18      | 0-0  | 0   | 0 | 1.0  |
| VIOLA      | 5  | 0-0-0     | .000  | 1       | 0-1 | 2   | 6       | 0-0  | 0   | 0 | 0.0  |
| Totals     | 5  | 61-34-162 | .167  | 55      | 2-6 | 8   | 67      | 3-28 | 1   | 0 | 80.0 |

| Villanova           | GP | K-E-TA    | PCT  | A-SA-SE | RE  | DIG | BS-BABE | BHE  | PTS |   |      |
|---------------------|----|-----------|------|---------|-----|-----|---------|------|-----|---|------|
| PETKOVICH, Morgan   | 5  | 10-11-38  | .026 | 2       | 0-2 | 0   | 1       | 0-4  | 0   | 0 | 12.0 |
| TARTAZKY, Dana      | 5  | 14-11-43  | .070 | 1       | 1-1 | 1   | 10      | 0-2  | 0   | 0 | 16.0 |
| HARRINGTON, Whitney | 4  | 2-1-13    | .083 | 0       | 0-0 | 0   | 0       | 0-8  | 0   | 0 | 6.0  |
| GRAMAN, Chelsea     | 5  | 3-0-6     | .500 | 39      | 0-1 | 0   | 7       | 0-2  | 0   | 0 | 4.0  |
| GILYAS, Amy         | 5  | 0-0-2     | .000 | 1       | 2-0 | 0   | 9       | 0-0  | 0   | 0 | 2.0  |
| MERGEN, Maggie      | 5  | 9-6-25    | .120 | 0       | 0-0 | 1   | 0       | 1-2  | 0   | 0 | 11.0 |
| FRIZZELL, Kaela     | 4  | 0-0-0     | .000 | 0       | 0-1 | 0   | 3       | 0-0  | 0   | 0 | 0.0  |
| MADRON, Kim         | 5  | 0-0-1     | .000 | 1       | 4-1 | 0   | 23      | 0-0  | 0   | 0 | 4.0  |
| BROWN, Emily        | 5  | 0-0-1     | .000 | 0       | 1-0 | 0   | 3       | 0-0  | 0   | 0 | 1.0  |
| MCNAMARA, Laurie    | 5  | 9-4-30    | .167 | 1       | 0-0 | 0   | 0       | 0-6  | 1   | 0 | 12.0 |
| Totals              | 5  | 47-33-158 | .089 | 45      | 8-6 | 2   | 56      | 1-24 | 2   | 0 | 68.0 |

Villanova led 14-7 in the first set prior to an MU comeback, as Marquette scored four straight points with the score tied at 20 to win, 25-23...Villanova took command of the second set with a 9-2 lead, and wouldn't look back as MU cut the lead to four but fell 25-20...With the third set tied 8-8, Marquette took a 14-11 lead before the Wildcats tied and passed the Golden Eagles, 19-15, and claimed the set, 25-21...Marquette scored the first points of the fourth set and saw a 6-1 advantage early...With the Wildcats claiming a 17-14 lead, MU came back to take the lead, 18-17, and with the match tied at 20-20, Marquette used a 5-0 run to close out the set...The Golden Eagles got out to a 10-0 lead in the fifth set and eventually led 14-1 on a kill by Gonyo before a kill from Bielski closed out the scoring, 15-3.

|                |    |    |    |    |    |
|----------------|----|----|----|----|----|
| Marquette (2)  | 25 | 11 | 25 | 22 | 17 |
| Seton Hall (3) | 21 | 25 | 21 | 25 | 19 |

Nov. 9 • South Orange, N.J. • (10-15, 4-8)

| Marquette  | GP | K-E-TA    | PCT   | A-SA-SE | RE  | DIG | BS-BABE | BHE  | PTS |   |      |
|------------|----|-----------|-------|---------|-----|-----|---------|------|-----|---|------|
| BIELSKI    | 5  | 15-6-44   | .205  | 3       | 0-1 | 2   | 24      | 0-0  | 4   | 0 | 15.0 |
| ANGST      | 5  | 0-1-4     | -.250 | 0       | 0-0 | 1   | 1       | 0-0  | 0   | 0 | 0.0  |
| FISHER     | 5  | 18-12-55  | .109  | 0       | 0-1 | 0   | 2       | 0-2  | 1   | 0 | 19.0 |
| RUSSELL    | 5  | 2-5-15    | -.200 | 2       | 0-1 | 0   | 1       | 1-6  | 0   | 0 | 6.0  |
| GONYO      | 5  | 10-3-25   | .280  | 2       | 0-0 | 0   | 5       | 0-1  | 2   | 0 | 10.5 |
| MASTANDREA | 5  | 11-1-29   | .345  | 48      | 0-0 | 0   | 16      | 0-3  | 1   | 1 | 12.5 |
| JONES      | 4  | 5-4-16    | .062  | 1       | 0-0 | 2   | 0       | 0-1  | 0   | 0 | 5.5  |
| KIESER     | 1  | 0-0-0     | .000  | 0       | 0-0 | 0   | 0       | 0-0  | 0   | 0 | 0.0  |
| COELLO     | 2  | 0-0-0     | .000  | 0       | 0-0 | 0   | 0       | 0-0  | 0   | 0 | 0.0  |
| VANCURA    | 3  | 3-0-7     | .429  | 0       | 0-0 | 0   | 0       | 0-1  | 0   | 0 | 3.5  |
| DEELO      | 5  | 0-4-4     | -.250 | 2       | 0-0 | 0   | 26      | 0-0  | 0   | 0 | 0.0  |
| VIOLA      | 5  | 0-0-3     | .000  | 1       | 0-1 | 1   | 10      | 0-0  | 0   | 0 | 0.0  |
| Totals     | 5  | 64-33-202 | .153  | 59      | 0-4 | 4   | 87      | 1-14 | 8   | 1 | 72.0 |

| Seton Hall        | GP | K-E-TA    | PCT   | A-SA-SE | RE  | DIG | BS-BABE | BHE  | PTS |   |      |
|-------------------|----|-----------|-------|---------|-----|-----|---------|------|-----|---|------|
| RAHRER, Brittany  | 5  | 3-1-10    | .200  | 57      | 0-2 | 0   | 9       | 1-1  | 0   | 0 | 4.5  |
| THORNTON, Rachael | 5  | 11-3-31   | .258  | 0       | 0-0 | 0   | 3       | 0-1  | 0   | 0 | 11.5 |
| MATUSIAK, Meghan  | 5  | 12-7-46   | .109  | 0       | 0-0 | 0   | 3       | 0-4  | 0   | 0 | 14.0 |
| MEYERS, Tricia    | 5  | 13-4-40   | .225  | 2       | 0-1 | 0   | 5       | 0-4  | 0   | 0 | 15.0 |
| WROBEL, Krissy    | 4  | 1-3-10    | -.200 | 2       | 0-0 | 0   | 0       | 0-0  | 0   | 0 | 1.0  |
| OSMUN, Sarah      | 5  | 24-9-50   | .300  | 1       | 2-0 | 0   | 14      | 0-0  | 1   | 0 | 26.0 |
| LEISNER, Brianna  | 5  | 0-0-3     | .000  | 2       | 1-2 | 0   | 11      | 0-0  | 0   | 0 | 1.0  |
| BELLOMY, Melissa  | 2  | 4-0-6     | .667  | 0       | 0-0 | 0   | 0       | 0-2  | 0   | 0 | 5.0  |
| MURISON, Megan    | 5  | 0-0-1     | .000  | 0       | 1-1 | 0   | 9       | 0-0  | 0   | 0 | 0.0  |
| MATTERS, Allie    | 5  | 0-0-4     | .000  | 0       | 0-2 | 0   | 28      | 0-0  | 0   | 0 | 0.0  |
| MOSER, Nicole     | 2  | 0-0-0     | .000  | 0       | 0-0 | 0   | 0       | 0-0  | 0   | 0 | 0.0  |
| BAUMGARTEN, Megan | 0  | 0-0-0     | .000  | 0       | 0-0 | 0   | 0       | 0-0  | 0   | 0 | 0.0  |
| Totals            | 5  | 68-27-201 | .204  | 64      | 4-8 | 0   | 82      | 1-12 | 1   | 0 | 79.0 |

The match in South Orange, N.J. was the fourth consecutive that Marquette has played the maximum of five sets, going 10-10 over that span...Mastandrea recorded

the first triple-double for Marquette since 2004, tallying 11 kills, 48 assists and 16 digs...With the score tied at 14-14 in the first match, SHU took the lead, 21-20, prior to five straight MU points to close out the set, 25-21...The Pirates jumped ahead early in the third set, taking a 7-4 lead before ending the set 25-11...A closely played fourth set had the score remain within two points the entire match until Seton Hall pulled away at 25-21...Marquette was the first to reach 15 points in the fifth frame, but was unable to close out the match as the Golden Eagles allowed three straight points from the Pirates to drop the set, 19-17, and end the match.

|                   |    |    |    |
|-------------------|----|----|----|
| West Virginia (0) | 22 | 17 | 20 |
| Marquette (3)     | 25 | 25 | 25 |

Nov. 14 • Al McGuire Center • (11-15, 5-8)

| West Virginia      | GP | K-E-TA    | PCT  | A-SA-SE | RE  | DIG | BS-BABE | BHE | PTS |   |      |
|--------------------|----|-----------|------|---------|-----|-----|---------|-----|-----|---|------|
| NORMAN, Abby       | 3  | 7-2-16    | .312 | 0       | 0-0 | 0   | 1       | 1-0 | 0   | 0 | 8.0  |
| RAINES, Abby       | 3  | 10-9-38   | .026 | 0       | 0-1 | 3   | 3       | 0-0 | 0   | 0 | 10.0 |
| WOLF, Tammy        | 3  | 8-3-17    | .294 | 0       | 0-1 | 0   | 2       | 0-2 | 0   | 0 | 9.0  |
| HOUGH, Lisa        | 3  | 3-5-11    | .182 | 3       | 0-1 | 0   | 2       | 0-1 | 0   | 0 | 3.5  |
| POST, Kari         | 3  | 1-0-2     | .500 | 18      | 1-0 | 0   | 8       | 0-0 | 0   | 0 | 2.0  |
| KOPECKY, Michelle  | 3  | 4-1-22    | .136 | 0       | 0-1 | 0   | 4       | 0-0 | 0   | 0 | 4.0  |
| WEST, Bonnie       | 3  | 0-0-0     | .000 | 0       | 1-0 | 2   | 9       | 0-0 | 0   | 0 | 1.0  |
| MEYERS, Marissa    | 3  | 2-1-3     | .333 | 1       | 0-0 | 1   | 3       | 0-0 | 0   | 0 | 2.0  |
| GALLAHAN, Kristina | 1  | 2-3-8     | .125 | 0       | 0-0 | 0   | 0       | 0-0 | 0   | 0 | 2.0  |
| JONES, Nicole      | 3  | 1-0-3     | .333 | 13      | 0-0 | 0   | 1       | 0-1 | 0   | 0 | 1.5  |
| DEANGELIS, Tamara  | 3  | 0-0-0     | .000 | 0       | 0-1 | 0   | 5       | 0-0 | 0   | 0 | 0.0  |
| Totals             | 3  | 38-24-120 | .117 | 35      | 2-5 | 6   | 38      | 1-4 | 0   | 0 | 43.0 |



|  |    |    |    |
|--|----|----|----|
| Pittsburgh (3)                             | 25 | 25 | 25 |
| Marquette (0)                              | 20 | 18 | 17 |
| Nov. 16 • Al McGuire Center • (11-16, 5-9) |    |    |    |

|   |    |    |    |
|---|----|----|----|
| Marquette (0)                             | 17 | 17 | 9  |
| Western Michigan (3)                      | 25 | 25 | 25 |
| Nov. 28 • Kalamazoo, Mich. • (11-17, 5-9) |    |    |    |

|   |    |    |    |
|---|----|----|----|
| Marquette (0)                             | 17 | 19 | 9  |
| Miami (Ohio) (3)                          | 25 | 25 | 25 |
| Nov. 29 • Kalamazoo, Mich. • (11-18, 5-9) |    |    |    |

| Pittsburgh         | GP | K-E-TA  | PCT   | A  | SA-SE | RE | DIG | BS-BABE | BHE | PTS  |
|--------------------|----|---------|-------|----|-------|----|-----|---------|-----|------|
| ROSS, Stephanie    | 3  | 5-0-9   | .556  | 3  | 1-2   | 0  | 4   | 0-2     | 0   | 7.0  |
| TOWN, Amy          | 3  | 11-2-17 | .529  | 1  | 0-1   | 0  | 8   | 0-0     | 0   | 11.0 |
| TAURENCE, Nicole   | 3  | 6-0-6   | 1.000 | 3  | 0-2   | 0  | 1   | 1-2     | 3   | 8.0  |
| DOOLEY, Meagan     | 3  | 7-0-11  | .636  | 2  | 0-0   | 0  | 0   | 2-5     | 0   | 11.5 |
| MOSES, Jessica     | 3  | 6-1-9   | .556  | 0  | 0-0   | 2  | 0-0 | 0       | 1   | 6.0  |
| CAMPBELL, Kelly    | 3  | 9-3-21  | .286  | 0  | 0-2   | 0  | 6   | 0-1     | 0   | 9.5  |
| ROHALL, Tara       | 3  | 0-0-0   | .000  | 2  | 1-0   | 4  | 4   | 0-0     | 0   | 1.0  |
| KALBERER, Rachel   | 1  | 0-0-0   | .000  | 1  | 0-0   | 0  | 1   | 0-0     | 0   | 0.0  |
| MACELLARI, Monica  | 1  | 0-0-0   | .000  | 0  | 0-0   | 0  | 0   | 0-0     | 0   | 0.0  |
| STADELMAN, Melissa | 1  | 1-0-1   | 1.000 | 0  | 0-0   | 0  | 0   | 0-0     | 0   | 1.0  |
| HODNIK, Allyson    | 1  | 0-0-0   | .000  | 2  | 0-0   | 0  | 0   | 0-0     | 1   | 0.0  |
| TEAM               |    |         |       |    |       |    | 3   |         |     |      |
| Totals             | 3  | 45-6-74 | .527  | 41 | 2-7   | 3  | 26  | 3-10    | 0   | 55.0 |

| Marquette | GP | K-E-TA    | PCT  | A  | SA-SE | RE | DIG | BS-BABE | BHE | PTS  |
|-----------|----|-----------|------|----|-------|----|-----|---------|-----|------|
| JONES     | 3  | 7-6-20    | .500 | 0  | 0-0   | 1  | 2   | 0-1     | 0   | 7.5  |
| BIELSKI   | 3  | 8-5-26    | .115 | 1  | 0-0   | 3  | 8   | 1-0     | 0   | 9.0  |
| RUSSELL   | 3  | 3-0-8     | .375 | 0  | 0-2   | 0  | 0   | 0-1     | 1   | 3.5  |
| GONYO     | 3  | 3-7-16    | .250 | 0  | 0-0   | 0  | 0   | 0-2     | 1   | 4.0  |
| VANCUA    | 3  | 1-3-15    | .133 | 2  | 0-0   | 0  | 0   | 0-1     | 0   | 1.5  |
| VIOLA     | 3  | 4-2-13    | .554 | 20 | 0-0   | 0  | 10  | 0-1     | 0   | 4.5  |
| ANGST     | 3  | 0-0-2     | .000 | 1  | 0-0   | 1  | 5   | 0-0     | 0   | 0.0  |
| KIESER    | 1  | 0-0-0     | .000 | 0  | 0-0   | 0  | 1   | 0-0     | 0   | 0.0  |
| COELLO    | 3  | 0-0-0     | .000 | 2  | 0-2   | 0  | 0   | 0-0     | 0   | 0.0  |
| DEELO     | 3  | 0-0-1     | .000 | 0  | 0-0   | 2  | 10  | 0-0     | 0   | 0.0  |
| Totals    | 3  | 26-23-101 | .030 | 26 | 0-4   | 7  | 38  | 1-6     | 2   | 30.0 |

| Marquette | GP | K-E-TA    | PCT  | A  | SA-SE | RE | DIG | BS-BABE | BHE | PTS  |
|-----------|----|-----------|------|----|-------|----|-----|---------|-----|------|
| BIELSKI   | 3  | 8-6-31    | .065 | 0  | 0-0   | 0  | 12  | 0-0     | 0   | 8.0  |
| ANGST     | 3  | 0-0-0     | .000 | 0  | 0-0   | 1  | 3   | 0-0     | 0   | 0.0  |
| RUSSELL   | 3  | 7-1-11    | .545 | 0  | 1-0   | 0  | 2   | 0-1     | 0   | 8.5  |
| VANCUA    | 3  | 4-1-10    | .300 | 0  | 0-0   | 0  | 2   | 0-0     | 0   | 4.0  |
| GONYO     | 3  | 3-2-25    | .040 | 0  | 0-0   | 0  | 1   | 0-1     | 2   | 3.5  |
| VIOLA     | 3  | 0-3-9     | .333 | 25 | 0-0   | 0  | 3   | 0-1     | 0   | 0.5  |
| JONES     | 3  | 5-5-22    | .000 | 0  | 0-0   | 2  | 2   | 0-1     | 0   | 5.5  |
| KIESER    | 3  | 0-0-0     | .000 | 0  | 0-1   | 0  | 1   | 0-0     | 0   | 0.0  |
| COELLO    | 1  | 0-0-0     | .000 | 0  | 0-0   | 0  | 0   | 0-0     | 0   | 0.0  |
| DEELO     | 3  | 0-0-2     | .000 | 2  | 0-0   | 2  | 12  | 0-0     | 0   | 0.0  |
| TEAM      |    |           |      |    |       |    | 1   |         |     |      |
| Totals    | 3  | 27-18-110 | .082 | 27 | 1-1   | 6  | 36  | 0-4     | 2   | 30.0 |

| Marquette  | GP | K-E-TA   | PCT  | A  | SA-SE | RE | DIG | BS-BABE | BHE | PTS  |
|------------|----|----------|------|----|-------|----|-----|---------|-----|------|
| JONES      | 3  | 4-2-13   | .154 | 0  | 0-0   | 0  | 0   | 0-1     | 0   | 4.5  |
| BIELSKI    | 3  | 5-7-16   | .125 | 2  | 0-0   | 1  | 0   | 0-2     | 0   | 6.0  |
| FISHER     | 3  | 12-7-26  | .392 | 0  | 0-0   | 0  | 1   | 0-0     | 0   | 12.0 |
| RUSSELL    | 3  | 6-0-10   | .600 | 1  | 0-1   | 0  | 1   | 0-2     | 1   | 7.0  |
| GONYO      | 3  | 6-3-14   | .214 | 0  | 0-0   | 0  | 0   | 0-1     | 0   | 6.5  |
| MASTANDREA | 3  | 1-2-6    | .167 | 25 | 2-0   | 0  | 6   | 0-1     | 0   | 2.3  |
| ANGST      | 3  | 0-0-0    | .000 | 1  | 0-0   | 4  | 4   | 0-0     | 0   | 1.0  |
| COELLO     | 1  | 0-0-0    | .000 | 0  | 0-0   | 0  | 0   | 0-0     | 0   | 0.0  |
| DEELO      | 3  | 0-0-0    | .000 | 2  | 0-0   | 1  | 0   | 0-0     | 1   | 0.0  |
| VIOLA      | 3  | 0-2-3    | .667 | 0  | 0-0   | 0  | 5   | 0-0     | 0   | 0.0  |
| Totals     | 3  | 34-23-88 | .125 | 30 | 3-1   | 2  | 17  | 0-7     | 1   | 40.5 |

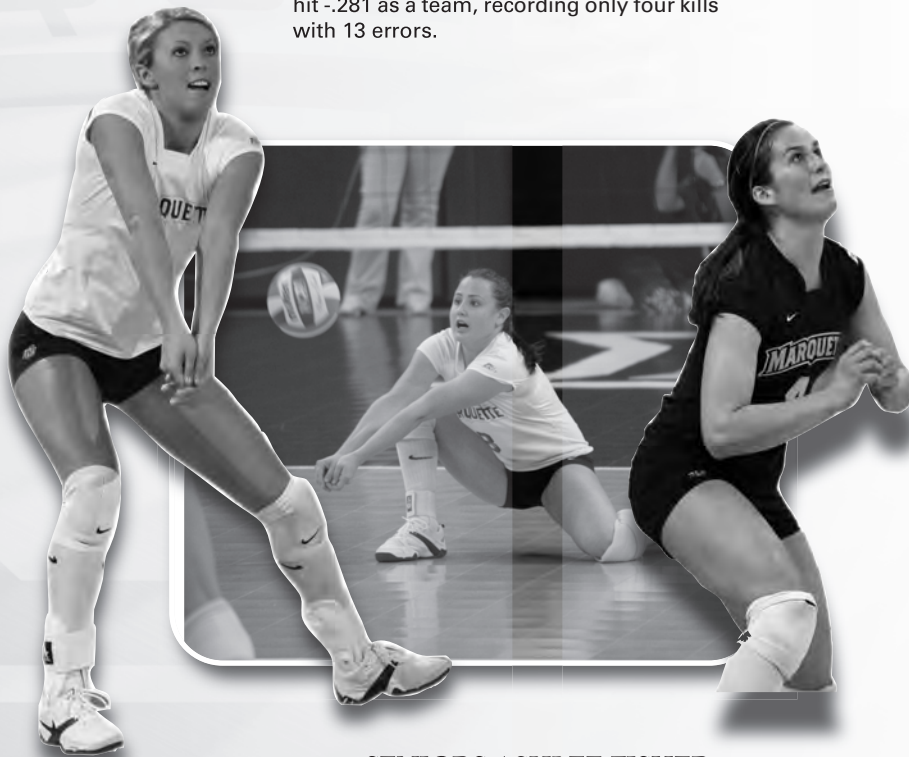
| Western Michigan  | GP | K-E-TA  | PCT  | A  | SA-SE | RE | DIG | BS-BABE | BHE | PTS  |
|-------------------|----|---------|------|----|-------|----|-----|---------|-----|------|
| GOTHAM, Jaime     | 1  | 1-0-3   | .333 | 0  | 0-0   | 0  | 3   | 0-2     | 0   | 2.0  |
| MOORE, Michelle   | 3  | 10-1-24 | .375 | 0  | 1-3   | 0  | 6   | 0-4     | 0   | 13.0 |
| MITCHELL, Jillian | 3  | 3-1-7   | .286 | 3  | 2-3   | 0  | 9   | 0-2     | 0   | 6.0  |
| DOYLE, Alyson     | 3  | 5-1-13  | .308 | 6  | 0-0   | 0  | 6   | 0-3     | 0   | 6.5  |
| CORRETT, Kate     | 3  | 6-2-13  | .308 | 0  | 0-0   | 0  | 1   | 0-5     | 0   | 8.5  |
| EBERLING, Katie   | 3  | 11-1-19 | .526 | 1  | 1-1   | 0  | 6   | 0-1     | 0   | 12.5 |
| STRIMEL, Caitlin  | 3  | 0-0-0   | .000 | 0  | 2-0   | 10 | 0   | 0-0     | 0   | 2.0  |
| SELLER, Courtney  | 2  | 0-0-0   | .000 | 0  | 1-0   | 0  | 2   | 0-0     | 0   | 1.0  |
| TURNAGE, Ashley   | 2  | 3-3-9   | .000 | 1  | 0-0   | 0  | 1   | 1-3     | 1   | 5.5  |
| Totals            | 3  | 39-9-88 | .341 | 38 | 7-7   | 0  | 44  | 1-20    | 1   | 57.0 |

| Miami (Ohio)      | GP | K-E-TA   | PCT  | A  | SA-SE | RE | DIG | BS-BABE | BHE | PTS  |
|-------------------|----|----------|------|----|-------|----|-----|---------|-----|------|
| LEAHY, Maria      | 3  | 2-2-9    | .000 | 0  | 2-2   | 0  | 8   | 0-1     | 0   | 4.5  |
| ATTEBERRY, Andrea | 3  | 1-0-3    | .333 | 37 | 0-0   | 0  | 9   | 0-2     | 0   | 2.0  |
| FARRELL, Cassie   | 3  | 6-2-14   | .286 | 2  | 0-0   | 0  | 0   | 0-2     | 0   | 7.0  |
| HANKS, Hallie     | 2  | 7-1-15   | .400 | 0  | 0-0   | 0  | 1   | 0-0     | 1   | 7.0  |
| SCHROEDER, Emily  | 3  | 15-2-25  | .520 | 0  | 0-0   | 0  | 6   | 0-0     | 0   | 15.0 |
| GRIFFIN, Megan    | 2  | 4-1-9    | .333 | 0  | 0-1   | 0  | 2   | 0-1     | 0   | 4.5  |
| JOHNS, Jillian    | 2  | 0-0-1    | .000 | 0  | 0-0   | 0  | 4   | 0-0     | 0   | 0.0  |
| METZLER, Michele  | 2  | 2-0-4    | .500 | 0  | 1-0   | 0  | 2   | 0-1     | 0   | 3.5  |
| RASEMAN, Amy      | 2  | 6-2-13   | .308 | 0  | 0-0   | 0  | 1   | 0-1     | 0   | 6.5  |
| WOLFE, Catherine  | 3  | 3-0-5    | .600 | 0  | 0-0   | 0  | 7   | 0-0     | 0   | 3.0  |
| ZENZ, Melissa     | 3  | 0-0-0    | .000 | 1  | 3-2   | 1  | 13  | 0-0     | 0   | 3.0  |
| Totals            | 3  | 46-10-98 | .367 | 40 | 6-5   | 1  | 53  | 0-8     | 0   | 56.0 |

With the Golden Eagles up 17-11, Pittsburgh scored the next six points to tie the set at 17-17, and scored eight of the next 11 points to close out the first set, 25-20...After a 3-1 MU lead in the second frame, the Panthers built a 19-12 advantage before finishing off the set, 25-18...In the final set of the 2008 season, Pittsburgh jumped out to a 4-1 lead and would not look back, winning 25-17.

The Golden Eagles dropped the opening game in the Holiday Inn West Bronco Thanksgiving Challenge to Western Michigan, 3-0...Forced into duty at setter, Hailey Viola recorded her first career double-double with 20 kills and 10 digs...In the first, the Broncos took a 3-1 advantage and lengthened their lead to 9-3 on a kill by Katie Eberling...In the first set the Broncos hit .457 with 17 kills coming against one error...After a 2-0 MU lead, WMU would go on to win the next five points and take control of the set, winning 25-17...The Broncos went on a 20-4 run in the third, including the last seven points, to close out the set, 25-9. In the final frame, the Golden Eagles hit -.281 as a team, recording only four kills with 13 errors.

After Miami built a 7-3 advantage in the first, the Golden Eagles fought to pull within one at 10-9 on a kill from Katie Vancura...After two late Marquette timeouts, the RedHawks closed out the set 25-17...Marquette would not come any closer than six points in the second before Miami won the set, 25-19. Bielski registered four of her eight kills in the match's second set...Miami took a commanding 7-1 lead in the third, before closing out the set, 25-9...In the third, Miami hit .615 with 16 kills against zero errors, while the Golden Eagles hit .048 as a team.



2008 SENIORS ASHLEE FISHER, JESSICA KIESER AND TERRI ANGST

# 2008 MATCH SUPERLATIVES

## INDIVIDUAL MATCH HIGHS

### ATTACK PERCENT (K-E-TA) minimum 12 kills

|                 |  |
|-----------------|--|
| .643 (18- 0-28) | FISHER, Ashlee vs Chattanooga (8/30)         |
| .619 (14- 1-21) | GONYO, Rabbecka vs Northern Illinois (09/06) |
| .533 (18- 2-30) | GONYO, Rabbecka vs UW-Milwaukee (10/20)      |
| .517 (16- 1-29) | GONYO, Rabbecka at Notre Dame (11/2)         |
| .500 (14- 2-24) | GONYO, Rabbecka vs Temple (9/12)             |

### KILLS (K-E-TA)

|               |    |   |
|---------------|----|---|
| 23 (23- 9-57) | 5s | FISHER, Ashlee vs Syracuse (10/18)        |
| 22 (22- 5-53) | 4s | FISHER, Ashlee vs Northern Illinois (9/6) |
| 20 (20- 6-32) | 5s | FISHER, Ashlee at Villanova (11/8)        |
| 19 (19-13-45) | 5s | FISHER, Ashlee at Notre Dame (11/2)       |
| 19 (19- 7-45) | 5s | FISHER, Ashlee at DePaul (11/1)           |
| 19 (19- 6-41) | 5s | FISHER, Ashlee vs Temple (9/12)           |
| 18 (18-12-55) | 5s | FISHER, Ashlee at Seton Hall (11/9)       |
| 18 (18- 0-28) | 3s | FISHER, Ashlee vs Chattanooga (8/30)      |

### TOTAL ATTEMPTS (K-E-TA)

|               |    |   |
|---------------|----|---|
| 57 (23- 9-57) | 5s | FISHER, Ashlee vs Syracuse (10/18)        |
| 55 (18-12-55) | 5s | FISHER, Ashlee at Seton Hall (11/9)       |
| 53 (22- 5-53) | 4s | FISHER, Ashlee vs Northern Illinois (9/6) |
| 49 (13-11-49) | 4s | FISHER, Ashlee vs Tennessee (8/30)        |
| 48 (17- 8-48) | 5s | FISHER, Ashlee vs American (9/20)         |

### ASSISTS

|    |    |  |
|----|----|--|
| 52 | 5s | MASTANDREA, Caryn vs American (9/20)   |
| 52 | 5s | MASTANDREA, Caryn at Notre Dame (11/2) |
| 50 | 5s | MASTANDREA, Caryn vs Temple (9/12)     |
| 50 | 5s | MASTANDREA, Caryn vs Syracuse (10/18)  |
| 48 | 4s | MASTANDREA, Caryn vs Green Bay (9/13)  |

### DIGS

|    |    |                                      |
|----|----|--------------------------------------|
| 26 | 4s | DEELO, Amy vs Green Bay (9/13)       |
| 26 | 5s | DEELO, Amy at Seton Hall (11/9)      |
| 24 | 5s | DEELO, Amy vs UWM (10/20)            |
| 24 | 5s | BIELSKI, Leslie at Seton Hall (11/9) |
| 22 | 5s | DEELO, Amy at Notre Dame (11/2)      |

### ACES

|   |                                     |
|---|-------------------------------------|
| 4 | DEELO, Amy vs St. John's (10/3)     |
| 4 | DEELO, Amy vs Bowling Green (9/13)  |
| 3 | FISHER, Ashlee vs St. John's (10/3) |
| 3 | DEELO, Amy vs Connecticut (10/5)    |
| 2 | FISHER, Ashlee vs Green Bay (9/13)  |

### BLOCKS (BS-BA)

|           |                                      |
|-----------|--------------------------------------|
| 9 ( 1- 8) | RUSSELL, Tiara vs St. John's (10/3)  |
| 9 ( 0- 9) | GONYO, Rabbecka at Notre Dame (11/2) |
| 9 ( 0- 9) | RUSSELL, Tiara at Notre Dame (11/2)  |
| 8 ( 3- 5) | RUSSELL, Tiara vs Temple (9/12)      |
| 8 ( 0- 8) | GONYO, Rabbecka at Villanova (11/8)  |

## TEAM MATCH HIGHS

### ATTACK PERCENT (K-E-TA)

|                  |                            |
|------------------|----------------------------|
| .389 (42- 7- 90) | vs Chattanooga (8/30)      |
| .312 (71-21-160) | vs Northern Illinois (9/6) |
| .297 (67-24-145) | vs Temple (9/12)           |
| .263 (50-20-114) | at Rutgers (9/26)          |
| .254 (68-25-169) | vs UWM (10/20)             |

### KILLS (K-E-TA)

|                |    |                            |
|----------------|----|----------------------------|
| 71 (71-21-160) | 4s | vs Northern Illinois (9/6) |
| 70 (70-28-167) | 5s | at Notre Dame (11/2)       |
| 68 (68-25-169) | 5s | vs UWM (10/20)             |
| 67 (67-24-145) | 5s | vs Temple (9/12)           |
| 64 (64-33-202) | 5s | at Seton Hall (11/9)       |

### TOTAL ATTEMPTS (K-E-TA)

|                 |    |                         |
|-----------------|----|-------------------------|
| 202 (64-33-202) | 5s | at Seton Hall (11/9)    |
| 169 (62-28-169) | 5s | vs American (9/20)      |
| 169 (68-25-169) | 5s | vs UW-Milwaukee (10/20) |
| 167 (70-28-167) | 5s | at Notre Dame (11/2)    |
| 165 (55-28-165) | 5s | vs Bowling Green (9/13) |

### ASSISTS

|    |    |                            |
|----|----|----------------------------|
| 65 | 4s | vs Northern Illinois (9/6) |
| 63 | 5s | at Notre Dame (11/2)       |
| 62 | 5s | vs UWM (10/20)             |
| 61 | 5s | vs American (9/20)         |
| 60 | 5s | vs Temple (9/12)           |

### DIGS

|    |    |                      |
|----|----|----------------------|
| 89 | 4s | vs Green Bay (9/13)  |
| 87 | 5s | at Seton Hall (11/9) |
| 76 | 5s | vs UWM (10/20)       |
| 72 | 5s | vs American (9/20)   |
| 67 | 5s | at Villanova (11/8)  |

### ACES

|    |                         |
|----|-------------------------|
| 10 | vs Bowling Green (9/13) |
| 7  | vs Chattanooga (8/30)   |
| 7  | vs Green Bay (9/13)     |
| 7  | vs St. John's (10/3)    |
| 6  | vs Temple (9/12)        |

### BLOCKS

|      |                       |
|------|-----------------------|
| 21.0 | at Notre Dame (11/2)  |
| 17.0 | at Villanova (11/8)   |
| 15.0 | at Georgetown (10/11) |
| 15.0 | vs St. John's (10/3)  |
| 14.5 | vs UWM (10/20)        |



# BIG EAST REVIEW

## 2008 BIG EAST STANDINGS

| Team          | BIG EAST |      |      |      | Overall |      |      |      |      |
|---------------|----------|------|------|------|---------|------|------|------|------|
|               | W-L      | Pct. | Home | Away | W-L     | Pct. | Home | Away | Neu. |
| St. John's    | 12-2     | .857 | 8-0  | 4-2  | 27-7    | .794 | 14-0 | 7-4  | 6-3  |
| Cincinnati    | 12-2     | .857 | 8-0  | 4-2  | 22-9    | .710 | 9-2  | 9-3  | 4-4  |
| Louisville    | 11-3     | .786 | 6-1  | 5-2  | 19-11   | .633 | 10-1 | 6-5  | 3-5  |
| Connecticut   | 10-4     | .714 | 6-1  | 4-3  | 21-11   | .656 | 11-2 | 6-5  | 5-3  |
| Notre Dame    | 9-5      | .643 | 3-3  | 6-2  | 17-14   | .548 | 8-5  | 7-6  | 2-3  |
| Pittsburgh    | 8-6      | .571 | 3-5  | 5-1  | 17-14   | .548 | 9-7  | 6-4  | 2-3  |
| Syracuse      | 8-6      | .571 | 3-3  | 5-3  | 17-15   | .531 | 6-7  | 8-5  | 3-3  |
| USF           | 7-7      | .500 | 6-2  | 1-5  | 17-14   | .548 | 14-3 | 2-7  | 1-4  |
| Georgetown    | 7-7      | .500 | 5-2  | 2-5  | 14-13   | .519 | 9-2  | 4-7  | 1-4  |
| Seton Hall    | 6-8      | .429 | 6-1  | 0-7  | 14-15   | .483 | 9-1  | 1-12 | 4-2  |
| Villanova     | 5-9      | .357 | 5-2  | 0-7  | 14-16   | .467 | 9-3  | 1-10 | 4-3  |
| Marquette     | 5-9      | .357 | 2-5  | 3-4  | 11-18   | .379 | 7-10 | 3-6  | 1-2  |
| DePaul        | 4-10     | .286 | 3-4  | 1-6  | 7-22    | .241 | 4-9  | 2-9  | 1-4  |
| Rutgers       | 1-13     | .071 | 1-5  | 0-8  | 2-22    | .083 | 1-6  | 0-10 | 1-6  |
| West Virginia | 0-14     | .000 | 0-6  | 0-8  | 7-21    | .250 | 4-8  | 2-10 | 1-3  |

## BIG EAST POSTSEASON AWARDS

### FIRST TEAM ALL-BIG EAST

Lecia Brown, Louisville, Jr., MB  
 Kelly Campbell, Pittsburgh, Sr., OH  
 \*Marcela Gurgel, USF, Jr., OH  
 Valeria Kovaleva, St. John's, Sr., OH  
 Justine Landi, Louisville, Jr., OPP  
 Wioleta Leszczynska, St. John's, Sr., S  
 Annie Luhrsen, Connecticut, Fr., S  
 Jana Matiasovska, Louisville, Sr., OH/MB  
 Sarah Morton, Syracuse, Jr., MB  
 \*Jessie Nevitt, Cincinnati, Sr., MB  
 Stephanie Niemer, Cincinnati, So., MB/OH  
 Lena Yee, St. John's, Sr., L  
 \* - unanimous selection

### SECOND TEAM ALL-BIG EAST

Casie Brooks, St. John's, Sr., RS/S  
 Meagan Dooley, Pittsburgh, Jr., MH  
 Jessica Elley, Cincinnati, Sr., OH  
 Annie Fesl, Cincinnati, So., S  
 Christina Kaelin, Notre Dame, Jr., OH  
 Kacie MacTavish, Syracuse, Jr., OH  
 Allie Matters, Seton Hall, Jr., OH  
 Chauntay Mickens, Connecticut, Jr., RS  
 Serinity Phillips, Notre Dame, Jr., OH  
 Kellie Sciacca, Notre Dame, So., MB  
 Justine Stremick, Notre Dame, Sr., MB  
 Dana Tartazky, Villanova, Sr., OH

**PLAYER OF THE YEAR**  
**COACH OF THE YEAR**  
**ROOKIE OF THE YEAR**  
**LIBERO OF THE YEAR**

Wioleta Leszczynska, St. John's  
 Reed Sunahara, Cincinnati  
 Annie Luhrsen, Connecticut  
 Kathleen "Lena" Yee, St. John's

## BIG EAST TOURNAMENT • NOV. 16-18 • PITTSBURGH, PA.

### QUARTERFINALS

Notre Dame d. Connecticut, 3-1 25-19, 25-19, 25-22  
 St. John's d. USF, 3-0 25-16, 25-21, 25-21  
 Louisville d. Syracuse, 3-0 29-27, 25-17, 26-24  
 Pittsburgh d. Cincinnati, 3-2 18-25, 16-25, 25-21, 25-14, 15-10

### SEMIFINALS

Notre Dame d. St. John's, 3-1 23-25, 25-20, 25-21, 27-25  
 Louisville d. Pittsburgh, 3-1 21-25, 25-20 25-17, 25-19

### CHAMPIONSHIP

Louisville d. Notre Dame, 3-125-23, 28-26, 16-25, 25-22

### BIG EAST

**MOST OUTSTANDING PLAYER**  
 Jana Matiasovska, Louisville

### ALL-BIG EAST

**TOURNAMENT TEAM**  
 Wioleta Leszczynska, St. John's  
 Michelle Rossi, Pittsburgh  
 Kristen Dealy, Notre Dame  
 Justine Stremick, Notre Dame  
 Lecia Brown, Louisville  
 Justine Landi, Louisville

## BIG EAST

### NCAA TOURNAMENT TEAMS

#### FIRST ROUND

10) Purdue d. Louisville, 3-2 25-22, 21-25, 29-27, 23-25, 16-14  
 Cincinnati d. Western Kentucky, 3-2 25-13, 25-19, 21-25, 18-25, 15-10

#### SECOND ROUND

9) Illinois d. Cincinnati, 3-0 26-24, 25-20, 25-22

## BIG EAST

### PLAYERS OF THE WEEK

Sept. 1 Marcela Gurgel, USF, Jr., OH  
 Sept. 8 Casie Brooks, St. John's, Sr., RS/S  
 Sept. 15 Jessie Nevitt, Cincinnati, Sr., MB  
 Sept. 22 Stephanie Niemer, Cincinnati, So., MB  
 Sept. 29 Kellie Sciacca, Notre Dame, So., MB  
 Oct. 6 Jessie Nevitt, Cincinnati, Sr., MB  
 Oct. 13 Kelly Campbell, Pittsburgh, Sr., OH  
 Oct. 20 Kelly Campbell, Pittsburgh, Sr., OH  
 Oct. 27 Jessica Elley, Cincinnati, Sr., OH  
 Nov. 3 Valeria Kovaleva, St. John's, Sr., OH  
 Nov. 10 Wioleta Leszczynska, St. John's, Sr., S  
 Nov. 17 Marcela Gurgel, USF, Jr., OH

## BIG EAST

### Rookies of the Week

Sept. 1 Annie Luhrsen, Connecticut, Fr., S  
 Sept. 8 Kylie Armbruster, West Virginia, Fr., OH  
 Sept. 15 Tori Rezin, Georgetown, Fr., L  
 Sept. 22 Annie Luhrsen, Connecticut, Fr., S  
 Sept. 29 Annie Luhrsen, Connecticut, Fr., S  
 Oct. 6 Annie Luhrsen, Connecticut, Fr., S  
 Oct. 13 Missy Harpenau, Cincinnati, Fr., OH  
 Oct. 20 Missy Harpenau, Cincinnati, Fr., OH  
 Oct. 27 Annie Luhrsen, Connecticut, Fr., S  
 Nov. 3 Missy Harpenau, Cincinnati, Fr., OH  
 Nov. 10 Annie Luhrsen, Connecticut, Fr., S  
 Nov. 17 Kristen Dealy, Notre Dame, Fr., OH

**BIG EAST INDIVIDUAL LEADERS**

| HITTING PERCENTAGE       | CL | S   | K   | E  | TA  | PCT. |
|--------------------------|----|-----|-----|----|-----|------|
| 1. NEVITT, Jessie-CIN    | Sr | 110 | 359 | 69 | 707 | .410 |
| 2. MORTON, Sarah-SU      | Jr | 116 | 346 | 89 | 688 | .374 |
| 3. FIEDLER, Jacie-DPU    | So | 110 | 327 | 77 | 703 | .356 |
| 4. ELLEY, Jessica-CIN    | Sr | 108 | 271 | 76 | 586 | .333 |
| 5. SCIACCA, Kellie-ND    | So | 110 | 276 | 88 | 570 | .330 |
| 6. BROWN, Lecia-LOU      | Jr | 106 | 192 | 54 | 424 | .325 |
| 7. MURRAY, Rebecca-UCONN | So | 106 | 241 | 81 | 496 | .323 |
| 8. MATIASOVSKA, Jana-LOU | Sr | 83  | 291 | 84 | 647 | .320 |
| 9. MEYERS, Tricia-SHU    | Sr | 113 | 304 | 88 | 689 | .313 |
| 10. UPTON, Lindsay-CIN   | So | 67  | 103 | 31 | 230 | .313 |

| KILLS                       | CL        | S          | NO.        | AVG/S       |
|-----------------------------|-----------|------------|------------|-------------|
| 1. GURGEL, Marcela-USF      | Jr        | 108        | 478        | 4.43        |
| 2. CULLEN, Sarah-DPU        | Jr        | 111        | 415        | 3.74        |
| <b>3. FISHER, Ashlee-MU</b> | <b>Sr</b> | <b>103</b> | <b>381</b> | <b>3.70</b> |
| 4. CAMPBELL, Kelly-PITT     | Sr        | 122        | 430        | 3.52        |
| 5. TARTAZKY, Dana-VU        | Sr        | 101        | 355        | 3.51        |
| 6. MATIASOVSKA, Jana-LOU    | Sr        | 83         | 291        | 3.51        |
| 7. KAELIN, Christina-ND     | Jr        | 106        | 357        | 3.37        |
| 8. KOVALEVA, Valeria-STJ    | Sr        | 112        | 375        | 3.35        |
| 9. OSMUN, Sarah-SHU         | So        | 102        | 339        | 3.32        |
| 10. NEVITT, Jessie-CIN      | Sr        | 110        | 359        | 3.26        |

| ASSISTS                         | CL        | S          | NO.        | AVG/S       |
|---------------------------------|-----------|------------|------------|-------------|
| 1. LESZCZYNSKA, Wioleta-STJ     | Sr        | 114        | 1318       | 11.56       |
| 2. FESL, Annie-CIN              | So        | 111        | 1220       | 10.99       |
| 3. GRAMAN, Chelsea-VU           | Jr        | 99         | 1031       | 10.41       |
| 4. LANDSCHOOT, Christy-DPU      | So        | 111        | 1129       | 10.17       |
| 5. LUHRSEN, Annie-UCONN         | Fr        | 106        | 1051       | 9.92        |
| 6. NICHOLAS, Jamel-ND           | Jr        | 110        | 1078       | 9.80        |
| 7. RAHRER, Brittany-SHU         | Sr        | 103        | 1009       | 9.80        |
| 8. BOLAND, Caitlin-GU           | Sr        | 82         | 775        | 9.45        |
| 9. QUIGLEY, April-SU            | Sr        | 97         | 900        | 9.28        |
| <b>10. MASTANDREA, Caryn-MU</b> | <b>Jr</b> | <b>105</b> | <b>933</b> | <b>8.89</b> |

| SERVICE ACES             | CL | S   | NO. | AVG/S |
|--------------------------|----|-----|-----|-------|
| 1. GURGEL, Marcela-USF   | Jr | 108 | 71  | 0.66  |
| 2. LUHRSEN, Annie-UCONN  | Fr | 106 | 59  | 0.56  |
| 3. MAROON, Kim-VU        | Fr | 93  | 42  | 0.45  |
| 4. LETCHER, Kate-DPU     | So | 111 | 45  | 0.41  |
| 5. KOVALEVA, Valeria-STJ | Sr | 112 | 43  | 0.38  |
| 6. NIEMER, Stephanie-CIN | So | 111 | 39  | 0.35  |
| 7. HARPENAU, Missy-CIN   | Fr | 111 | 38  | 0.34  |
| 8. LEISNER, Breanna-SHU  | Sr | 107 | 35  | 0.33  |
| 9. MALONE, Ashley-GU     | Fr | 71  | 23  | 0.32  |
| 10. WEST, Bonnie-WVU     | So | 107 | 34  | 0.32  |

| BLOCKS                       | CL        | S          | BS        | BA         | TOTAL      | AVG/S       |
|------------------------------|-----------|------------|-----------|------------|------------|-------------|
| 1. BROWN, Lecia-LOU          | Jr        | 106        | 32        | 119        | 151        | 1.42        |
| 2. MORTON, Sarah-SU          | Jr        | 116        | 40        | 120        | 160        | 1.38        |
| 3. NEVITT, Jessie-CIN        | Sr        | 110        | 18        | 124        | 142        | 1.29        |
| <b>4. RUSSELL, Tiara-MU</b>  | <b>Fr</b> | <b>105</b> | <b>15</b> | <b>107</b> | <b>122</b> | <b>1.16</b> |
| 5. STREMIC, Justine-ND       | Sr        | 88         | 20        | 78         | 98         | 1.11        |
| 6. MOSES, Jessica-PITT       | Sr        | 121        | 17        | 112        | 129        | 1.07        |
| 7. DOOLEY, Meagan-PITT       | Jr        | 115        | 28        | 93         | 121        | 1.05        |
| <b>8. GONYO, Rabbecca-MU</b> | <b>So</b> | <b>103</b> | <b>21</b> | <b>83</b>  | <b>104</b> | <b>1.01</b> |
| 9. ARBOGAST, Alli-USF        | Jr        | 111        | 15        | 96         | 111        | 1.00        |

| DIGS                         | CL        | S          | NO.        | AVG/S       |
|------------------------------|-----------|------------|------------|-------------|
| 1. MATTERS, Allie-SHU        | Jr        | 113        | 575        | 5.09        |
| 2. ROSSI, Michelle-PITT      | Jr        | 115        | 478        | 4.16        |
| 3. YEE, Lena-STJ             | Sr        | 115        | 471        | 4.10        |
| 4. MAROON, Kim-VU            | Fr        | 93         | 370        | 3.98        |
| 5. WEST, Bonnie-WVU          | So        | 107        | 424        | 3.96        |
| 6. ISAAC, Jessica-UCONN      | Jr        | 106        | 416        | 3.92        |
| 7. REZIN, Victoria-GU        | Fr        | 85         | 324        | 3.81        |
| 8. KANEMURA, Marissa-SU      | Sr        | 101        | 377        | 3.73        |
| <b>9. DEELO, Amy-MU</b>      | <b>Fr</b> | <b>105</b> | <b>386</b> | <b>3.68</b> |
| 10. AUGUSTAVO, Stephanie-USF | Sr        | 111        | 397        | 3.58        |

**BIG EAST TEAM LEADERS**

| HITTING PERCENTAGE   | G          | KILLS       | ERRS       | TOTAL       | PCT         |
|----------------------|------------|-------------|------------|-------------|-------------|
| 1. Cincinnati        | 111        | 1536        | 568        | 3698        | .262        |
| 2. Louisville        | 107        | 1371        | 502        | 3390        | .256        |
| 3. Connecticut       | 106        | 1400        | 539        | 3427        | .251        |
| 4. St. John's        | 115        | 1634        | 626        | 4089        | .247        |
| 5. USF               | 111        | 1444        | 591        | 3514        | .243        |
| 6. Notre Dame        | 114        | 1521        | 574        | 3987        | .238        |
| 7. Pittsburgh        | 122        | 1502        | 655        | 3962        | .214        |
| 8. Syracuse          | 116        | 1345        | 538        | 3831        | .211        |
| 9. Villanova         | 109        | 1375        | 590        | 3765        | .208        |
| 10. Seton Hall       | 113        | 1456        | 620        | 4143        | .202        |
| 11. DePaul           | 111        | 1359        | 645        | 3755        | .190        |
| <b>12. Marquette</b> | <b>105</b> | <b>1328</b> | <b>658</b> | <b>3549</b> | <b>.189</b> |

| ASSISTS              | G          | NO.         | AVG/G        |
|----------------------|------------|-------------|--------------|
| 1. St. John's        | 115        | 1544        | 13.43        |
| 2. Cincinnati        | 111        | 1390        | 12.52        |
| 3. Notre Dame        | 114        | 1419        | 12.45        |
| 4. Seton Hall        | 113        | 1370        | 12.12        |
| 5. Connecticut       | 106        | 1282        | 12.09        |
| 6. Louisville        | 107        | 1283        | 11.99        |
| 7. USF               | 111        | 1326        | 11.95        |
| 8. Villanova         | 109        | 1291        | 11.84        |
| 9. DePaul            | 111        | 1292        | 11.64        |
| <b>10. Marquette</b> | <b>105</b> | <b>1221</b> | <b>11.63</b> |

| KILLS               | G          | NO.         | AVG/G        |
|---------------------|------------|-------------|--------------|
| 1. St. John's       | 115        | 1634        | 14.21        |
| 2. Cincinnati       | 111        | 1536        | 13.84        |
| 3. Notre Dame       | 114        | 1521        | 13.34        |
| 4. Connecticut      | 106        | 1400        | 13.21        |
| 5. USF              | 111        | 1444        | 13.01        |
| 6. Seton Hall       | 113        | 1456        | 12.88        |
| 7. Louisville       | 107        | 1371        | 12.81        |
| <b>8. Marquette</b> | <b>105</b> | <b>1328</b> | <b>12.65</b> |
| 9. Villanova        | 109        | 1375        | 12.61        |
| 10. Pittsburgh      | 122        | 1502        | 12.31        |

| BLOCKS              | G          | SOLO      | ASST       | TOTAL        | AVG/G       |
|---------------------|------------|-----------|------------|--------------|-------------|
| 1. Louisville       | 107        | 103       | 447        | 326.5        | 3.05        |
| 2. Syracuse         | 116        | 93        | 424        | 305.0        | 2.63        |
| 3. Pittsburgh       | 122        | 68        | 470        | 303.0        | 2.48        |
| <b>4. Marquette</b> | <b>105</b> | <b>59</b> | <b>399</b> | <b>258.5</b> | <b>2.46</b> |
| 5. Cincinnati       | 111        | 43        | 458        | 272.0        | 2.45        |
| 6. Notre Dame       | 114        | 71        | 379        | 260.5        | 2.29        |
| 7. Connecticut      | 106        | 61        | 352        | 237.0        | 2.24        |
| 8. USF              | 111        | 36        | 372        | 222.0        | 2.00        |
| 9. St. John's       | 115        | 49        | 331        | 214.5        | 1.87        |
| 10. Seton Hall      | 113        | 21        | 348        | 195.0        | 1.73        |

| DIGS                 | G          | NO.         | AVG/G        |
|----------------------|------------|-------------|--------------|
| 1. Seton Hall        | 113        | 1781        | 15.76        |
| 2. St. John's        | 115        | 1682        | 14.63        |
| 3. Villanova         | 109        | 1548        | 14.20        |
| 4. Notre Dame        | 114        | 1575        | 13.82        |
| 5. West Virginia     | 107        | 1471        | 13.75        |
| 6. Rutgers           | 77         | 1033        | 13.42        |
| 7. Georgetown        | 85         | 1140        | 13.41        |
| 8. Syracuse          | 116        | 1541        | 13.28        |
| 9. Pittsburgh        | 122        | 1599        | 13.11        |
| <b>10. Marquette</b> | <b>105</b> | <b>1362</b> | <b>12.97</b> |



# 2008 NCAA REVIEW

## 2008 BISON/AVCA TOP 25

| RK. | SCHOOL         | POINTS | REC.PVS. |
|-----|----------------|--------|----------|
| 1.  | Penn St. (60)  | 38-0   | 1500 1   |
| 2.  | Stanford       | 31-4   | 1430 2   |
| 3.  | Nebraska       | 31-3   | 1377 4   |
| 4.  | Texas          | 29-4   | 1333 3   |
| 5.  | Washington     | 27-5   | 1257 5   |
| 6.  | California     | 26-7   | 1177 8   |
| 7.  | Hawai'i        | 31-4   | 1152 6   |
| 8.  | UCLA           | 22-11  | 1036 9   |
| 9.  | Oregon         | 25-9   | 972 7    |
| 10. | Florida        | 27-4   | 927 11   |
| 11. | Illinois       | 26-8   | 822 14   |
| 12. | Iowa State     | 22-13  | 777 NR   |
| 13. | USC            | 17-12  | 702 12   |
| 14. | Minnesota      | 27-7   | 674 10   |
| 15. | Purdue         | 26-9   | 651 17   |
| 16. | Utah           | 26-6   | 599 18   |
| 17. | Michigan       | 26-9   | 573 19   |
| 18. | Wichita State  | 30-2   | 514 13   |
| 19. | San Diego      | 23-5   | 422 15   |
| 20. | Kansas State   | 24-8   | 351 16   |
| 21. | Saint Louis    | 29-5   | 313 21   |
| 22. | Kentucky       | 26-6   | 218 20   |
| 23. | Long Beach St. | 26-6   | 188 24   |
| 24. | Colorado State | 23-7   | 164 22   |
| 25. | Santa Clara    | 18-10  | 101 NR   |

Others receiving votes: Western Michigan 67; New Mexico State 66; Pepperdine 43; Tulane 23; Middle Tennessee 15; UAB 12; Cincinnati 9; San Francisco 8; Texas A&M 8; Duke 7; Clemson 5; Western Kentucky 2.

| YEAR | CHAMPION         | RECORD | COACH            | SCORE | RUNNER-UP        |
|------|------------------|--------|------------------|-------|------------------|
| 1981 | USC              | 27-10  | Chuck Erbe       | 3-2   | UCLA             |
| 1982 | Hawaii           | 33-1   | Dave Shoji       | 3-2   | USC              |
| 1983 | Hawaii           | 34-2   | Dave Shoji       | 3-0   | UCLA             |
| 1984 | UCLA             | 33-6   | Andy Banachowski | 3-2   | Stanford         |
| 1985 | Pacific          | 36-3   | John Dunning     | 3-1   | Stanford         |
| 1986 | Pacific          | 39-3   | John Dunning     | 3-0   | Nebraska         |
| 1987 | Hawaii           | 37-2   | Dave Shoji       | 3-1   | Stanford         |
| 1988 | Texas            | 34-5   | Mick Haley       | 3-0   | Hawaii           |
| 1989 | Long Beach State | 32-5   | Brian Gimmillaro | 3-0   | Nebraska         |
| 1990 | UCLA             | 36-1   | Andy Banachowski | 3-0   | Pacific          |
| 1991 | UCLA             | 31-5   | Andy Banachowski | 3-2   | Long Beach State |
| 1992 | Stanford         | 31-2   | Don Shaw         | 3-1   | UCLA             |
| 1993 | Long Beach State | 32-2   | Brian Gimmillaro | 3-1   | Penn State       |
| 1994 | Stanford         | 32-1   | Don Shaw         | 3-1   | UCLA             |
| 1995 | Nebraska         | 32-1   | Terry Pettit     | 3-1   | Texas            |
| 1996 | Stanford         | 31-2   | Don Shaw         | 3-0   | Hawaii           |
| 1997 | Stanford         | 33-2   | Don Shaw         | 3-2   | Penn State       |
| 1998 | Long Beach State | 36-0   | Brian Gimmillaro | 3-2   | Penn State       |
| 1999 | Penn State       | 36-1   | Russ Rose        | 3-0   | Stanford         |
| 2000 | Nebraska         | 34-0   | John Cook        | 3-2   | Wisconsin        |
| 2001 | Stanford         | 33-2   | John Dunning     | 3-0   | Long Beach State |
| 2002 | USC              | 31-1   | Mick Haley       | 3-1   | Stanford         |
| 2003 | USC              | 35-0   | Mick Haley       | 3-1   | Florida          |
| 2004 | Stanford         | 30-6   | John Dunning     | 3-0   | Minnesota        |
| 2005 | Washington       | 32-1   | Jim McLaughlin   | 3-0   | Nebraska         |
| 2006 | Nebraska         | 33-1   | John Cook        | 3-1   | Stanford         |
| 2007 | Penn State       | 34-2   | Russ Rose        | 3-2   | Stanford         |
| 2008 | Penn State       | 38-0   | Russ Rose        | 3-0   | Stanford         |

## AL MCGUIRE CENTER VOLLEYBALL RECORDS:

|  |       |                  |                  |                |
|--|-------|------------------|------------------|----------------|
| Attendance                             | 1,076 |                  | Louisville       | Sept. 24, 2006 |
| Individual Attack Pct. (min. 12 kills) | 68.2  | Sarah Vernon     | Maine            | Sept. 10, 2004 |
| Team Attack Pct.                       | 34.0  |                  | VCU              | Aug. 27, 2005  |
| Individual Kills                       | 35    | Kimberly Todd    | Seton Hall       | Nov. 4, 2005   |
| Team Kills                             | 95    |                  | South Dakota St. | Nov. 24, 2007  |
| Individual Total Attacks               | 74    | Kimberly Todd    | South Dakota St. | Nov. 24, 2007  |
| Team Total Attacks                     | 221   |                  | South Dakota St. | Nov. 24, 2007  |
| Individual Assists                     | 85    | Katie Weidner    | South Dakota St. | Nov. 24, 2007  |
| Team Assists                           | 92    |                  | South Dakota St. | Nov. 24, 2007  |
| Individual Digs                        | 27    | Jamie Mueller    | Stony Brook      | Sept. 16, 2006 |
| Team Digs                              | 94    |                  | Twice            |                |
| Individual Aces                        | 6     | Theresa Coughlin | South Dakota St. | Sept. 18, 2004 |
| Team Aces                              | 15    |                  | Connecticut      | Nov. 3, 2006   |
| Individual Blocks                      | 14    | Jenn Brown       | Houston          | Oct. 22, 2004  |
| Team Blocks                            | 21.0  |                  | Houston          | Oct. 22, 2004  |
| Individual Points                      | 38.5  | Kimberly Todd    | Seton Hall       | Nov. 4, 2005   |