

# MARQUETTE

## WOMEN'S SOCCER

### RECORD BOOK

#### Table of Contents

#### Program History

|                      |                    |                               |    |
|----------------------|--------------------|-------------------------------|----|
|                      | <b>2009 Season</b> |                               |    |
| Season Review        | 2                  | Year-by-Year Results          | 14 |
| Season Stats         | 4                  | All-Time Awards               | 23 |
| BIG EAST Stats       | 5                  | Year-by-Year Awards           | 24 |
| BIG EAST Awards      | 6                  | Career Records                | 26 |
| Final Polls          | 6                  | Year-by-Year Category Leaders | 27 |
| Match-by-Match Recap | 7                  | Season Leaders                | 28 |
| Senior Class         | 13                 | Team Season Records           | 29 |
| Match Superlatives   | 13                 | Match Records                 | 30 |
|                      |                    | Records by Class              | 30 |
|                      |                    | Game Records                  | 31 |
|                      |                    | Valley Fields Records         | 31 |
|                      |                    | All-Time Player Roster        | 32 |
|                      |                    | Coaching History              | 33 |
|                      |                    | Kelly Roethe-Retired Jersey   | 34 |
|                      |                    | All-Time Jersey Numbers       | 36 |
|                      |                    | Series Histories              | 37 |



2009 BIG EAST American Division Champions



## 2009 Season in Review

### *BIG EAST American Division Champions*

#### **MU Claims First BIG EAST American Division Title**

The Marquette women's soccer team enjoyed a banner season in 2009 as it captured its first-ever BIG EAST American Division Championship. After starting the conference season 1-2-1, the Golden Eagles went on a seven-game unbeaten streak to finish the conference season 7-2-2. The American Division championship came down to final regular season game at St. John's where MU prevailed, 1-0. Becky Ryan scored MU's lone goal in the 87th minute. The BIG EAST American Division Championship marked the first regular season championship since 2000 with the 1-0 win at St. John's. Marquette has won five regular season titles, four as members of Conference USA (1996, 1997, 1999, 2000).

#### **MU Returns to NCAA Tournament**

For the eighth time in program history, the Marquette women's soccer earned a berth in the NCAA Tournament. The Golden Eagles earned a 0-0 draw at Dayton, but the Flyers advanced 4-3 in penalty kicks. Marquette was one of seven teams to earn an NCAA Tournament berth as Villanova, Notre Dame, West Virginia, Rutgers, St. John's and Connecticut also received bids. Marquette is 4-3-1 all-time in first round games. Marquette finished the season 15-5-3 overall. The Golden Eagles' 15 wins mark the 14th consecutive season they have registered double-digit wins and seventh time in program history that MU has tallied 15-or-more wins for the season.

#### **Golden Eagles Advance to BIG EAST Championship Title Game**

Behind the number one American Division seed in the BIG EAST Tournament, Marquette took down Villanova in the BIG EAST Championship Quarterfinals and West Virginia in the championship semifinal, 1-0, to earn its place in the BIG EAST Championship Title game. It marked the first time the Golden Eagles advanced to the BIG EAST Tournament Championship game since joining the league in 2005. The Golden Eagles fell to No. 4 Notre Dame, 2-1. Marquette's nine-game unbeaten streak was halted by Notre Dame in the title game. Prior to the loss, MU was unbeaten in nine straight games, which included six wins.

#### **Postseason Accolades Pour In**

Head women's soccer coach Markus Roeders was named the 2009 BIG EAST Coach of the Year and four other Golden Eagles were honored by the BIG EAST Conference at its annual awards banquet. Sophomore Rachael Sloan earned All-BIG EAST First Team honors, marking the first Marquette player to earn All-BIG EAST First Team honors since MU joined the league in 2005, while sophomore goalkeeper Natalie Kulla was named to the second team. Junior Rosie Malone-Povolny was named to the third team and freshman Ally Miller walked away with All-BIG EAST Rookie Team accolades. Becky Ryan, Sloan and Malone-Povolny were named to the BIG EAST All-Tournament Team following the championship game on Nov. 8.

In regional awards handed out by the NSCAA, Sloan was named to the All-Northeast Region Second Team.

#### **200 and Counting**

Head coach Markus Roeders hit two milestones on Oct. 26. Not only did his Golden Eagles win the 2009 BIG EAST American Division Title, but he also picked up his 200th career win. With 200 career wins, Roeders is one of three active coaches at Marquette to reach the 200-win mark and one of 36 active NCAA Division I head coaches to accumulate 200-or-more wins. Roeders is 202-80-30 all-time at Marquette.

#### **Leader of the Pack**

Sophomore Rachael Sloan led the Golden Eagles' attack with 19 points on seven goals - five game winners - and five assists. Fourteen different Golden Eagles registered at least one goal this season. In Marquette's final six wins of the season, five different players registered a goal, including Ashley Bares, Brittany Bares, Rachael Sloan, Becky Ryan and Lauren Thut.

#### **Natalie Kulla on the Rise**

Goalkeeper Natalie Kulla, who played every minute of every match in 2009, recorded a school record 16 shutouts, including a league-best 13 in the regular season. Kulla also did not allow a goal in over 738 straight minutes, a program record for the longest interval between goals allowed and registered a Marquette record 0.50 goals against average. She has 22 clean slates for her career to stand in sole possession of third place on MU's all-time shutouts list.

#### **MU Honored for Academic Success**

With a team cumulative grade point average of 3.165 for the 2008-09 academic year, the Marquette women's soccer team was named a NSCAA College Team Academic Award Winner. It is the 14th consecutive season the Golden Eagles have earned the honor.

Five student-athletes earned individual honors as Katie Miller and Kelly Wepking were named to the CoSIDA Academic All-District Five First Team presented by ESPN the Magazine and National Soccer Coaches Association of America (NSCAA)/adidas Scholar All-Central Region Team, while Allison McBride, Michelle Compy and Rosie Malone-Povolny also were honored by the NSCAA. Miller earned first team accolades from both CoSIDA and the NSCAA, while Wepking was a second team selection by CoSIDA and a honorable mention selection by the NSCAA. McBride was a first team selection, Compy a second team selection and Malone-Povolny a third team selection by the NSCAA.

#### **Kulla Participates in Three U.S. U23 Women's National Team Camps**

Goalkeeper Natalie Kulla continued to build her United States National Team resume with an invitation to play on the U.S. U23 Women's National Team during the summer of 2010 following successful showings at U23 National Team camps throughout the spring. Kulla had strong showings at each of the training camps, earning playing time in games during the camps. Kulla saw action in games against the South Korean National Team, the Washington Freedom of the Women's Professional Soccer league and the University of Miami. In her third training camp appearance, Kulla started in all three games against Oregon State, a boys U16 club team and Portland. The U.S. women won all three matches, 1-0, 7-0 and 2-1, respectively. Kulla attended the U.S. U20 Women's National Team Camp in the spring of 2008.

# WOMEN'S SOCCER

## Spring Season Success

The Golden Eagles found much success in Spring of 2010 with its lineup of returning players and earned a 6-1-1 mark. The Golden Eagles scored wins over Baylor, Nebraska, Milwaukee, DePaul, Wisconsin and Purdue. It's lone loss was at Illinois, 1-0, and draw at Texas A&M 2-2.

Led by Ashley Bares with five goals this spring season, the Golden Eagles have had no issues with their attack as they scored 18 goals in eight games, while only allowing five. Along with Bares, Rachael Sloan added three strikes, Lauren Acree and Rachel Brown each with two, while Rosie Malone-Povolny, Kristi Laurenzi, Sam Vicker, Lindsey Page, Lisa Philbin and Kerry McBride each scored one.

## Rank 'Em High

The Marquette women's soccer team finished the regular season ranked 25th in the 2009 NSCAA Poll and 10th in the Soccer America Poll.

## Shut Outs

MU's stifling backline has been superb this season, registering a league-best 15 shutouts. Nationally, for the week of Nov. 9, the Golden Eagles came in at No. 11 in team goals against average (0.525), while goalkeeper Natalie Kulla is 14th in the nation with a 0.525 GAA. MU's 1-0 shutout of West Virginia in the BIG EAST Tournament semifinals marked a team-record seventh straight and 15th of the season.

## Outscoring the Opposition

Marquette has outscored its opponents 28-12. Seventeen of those goals have come in the first half. The Golden Eagles are 8-2-0 when leading at half time with it's two losses coming at Pepperdine, 2-1, and against Notre Dame, 2-1. A credit to Marquette's defense, the Golden Eagles are 9-1 when leading after the 75th minute.

## Home Sweet Home

Protecting their home pitch is something the Golden Eagles do not take lightly, and it shows as Marquette is an impressive 116-33-12 all-time at Valley Fields. MU has lost just eight games on its home turf over the last four seasons. Marquette was 8-1-2 overall at Valley Fields in 2009.

## Against the Nationally Ranked

Marquette played seven teams that were ranked in either the NSCAA or Soccer America Polls. The Golden Eagles were 3-3-1 against ranked foes with wins over Minnesota (23), Connecticut (24/13) and West Virginia (24).

## A W is a W, Even By the Slimmest of Margins

Marquette won 10 games by one goal in 2009, including four of its last six. Fourteen games in 2009 were decided by one goal.

## Secret Weapons

It was not always the offense that basks in the limelight of scoring, MU's defense has proved it is more than capable to do the same. Against Green Bay, three MU defenders tallied a point. Stephanie Vasos scored the Golden Eagles game-winning goal, while defenders Allison McBride and Kerry McBride each tallied an assist. Overall, five members of MU's defensive corps have registered a point. Junior defender Lauren Thut led all defenders with eight points on two goals and four assists. Thut scored MU's only goal needed to advance to the BIG EAST Championship Semifinals off a corner kick.

## BIG EAST Kudos

The BIG EAST weekly awards flooded in for Marquette during 2009 as it picked up nine total weekly honors. One Offensive Player of the Week nod, one Defensive Player of the Week, one Goalkeeper of the week honor, one Rookie of the Week, and five honor roll selections.

## Offensive Player of the Week

Rachael Sloan (10/26)

## Defensive Player of the Week

Allison McBride (10/19)

## Goalkeeper of the Week

Natalie Kulla (10/26)

## Rookie of the Week

Ally Miller (9/14)

## Honor Roll

Natalie Kulla (3x - 9/7, 9/14, 9/21)

Becky Ryan (9/21)

Katie Miller (10/26)

## PTP

Marquette's leading scorers, sophomore Rachael Sloan senior Becky Ryan were each named a CollegeSoccer360.com Primetime Performer this season. Sloan earned the honor following the Golden Eagles' dramatic 3-2 come-from-behind victory over No. 24/13 Connecticut where she scored the game winner in the 108th minute. Ryan was a tabbed a PTP after her game winner in the 87th minute at St. John's that secured MU it's first ever BIG EAST American Division Title.

## Season Highs

The nine total points and three goals scored by the Golden Eagles in wins over Green Bay and Seton Hall were season highs. The 26 shots registered including 11 on goal against Pittsburgh and Green Bay were also season highs. Marquette was awarded a season-high 11 corner kicks in in a 1-0 win over Michigan.

## Streak Spoilers

Behind two first-half goals from seniors Michelle Compty and Becky Ryan, the Marquette women's soccer team ended UW-Milwaukee's 24-game home unbeaten streak with a 2-0 shutout of the Panthers Sept. 3 at Englemann Field. It was the first win for Marquette at Englemann Field since 2001.



# MARQUETTE

## 2009 Marquette Women's Soccer Results and Statistics

**Overall:** 15-5-3 (8-1-2 home, 6-2-1 road, 1-2-0 neutral)  
**BIG EAST:** 7-2-2 (3-2-1 home, 2-1-0 road)

| Date     | Opponent                  | W/ L  | Score | Att. |
|----------|---------------------------|-------|-------|------|
| Aug. 15  | at Wisconsin (exh.)       | T 2OT | 2-2   | N/A  |
| Aug. 23  | at Pepperdine             | L OT  | 1-2   | 237  |
| Aug. 28  | Rice                      | W     | 1-0   | 236  |
| Aug. 30  | Michigan                  | W     | 1-0   | 346  |
| Sept. 3  | at UW-Milwaukee           | W     | 2-0   | 1307 |
| Sept. 6  | vs 1/1/1 North Carolina   | L     | 0-1   | 1205 |
| Sept. 10 | Green Bay                 | W     | 3-0   | 346  |
| Sept. 13 | 23/-RV Minnesota          | W     | 1-0   | 502  |
| Sept. 17 | USF*                      | W     | 2-1   | 511  |
| Sept. 20 | at Western Michigan       | W     | 2-0   | 202  |
| Sept. 24 | at West Virginia*         | L     | 0-1   | 599  |
| Sept. 27 | Pittsburgh*               | T 2OT | 0-0   | 437  |
| Oct. 2   | 13/13/12 Rutgers*         | L     | 1-3   | 303  |
| Oct. 4   | Seton Hall*               | W     | 3-0   | 252  |
| Oct. 9   | 24/13/- Connecticut*      | W 2OT | 3-2   | 220  |
| Oct. 11  | Providence*               | T 2OT | 0-0   | 225  |
| Oct. 16  | at Cincinnati*            | W     | 1-0   | 281  |
| Oct. 18  | at Louisville*            | W     | 2-0   | 369  |
| Oct. 23  | at Syracuse*              | W 2OT | 1-0   | 165  |
| Oct. 25  | at St. John's*            | W     | 1-0   | 441  |
| Nov. 1   | Villanova §               | W     | 1-0   | 603  |
| Nov. 6   | vs -/24/- West Virginia § | W     | 1-0   | 329  |
| Nov. 8   | vs 4/7/7 Notre Dame §     | L     | 1-2   | 497  |
| Nov. 13  | at 23/15/24 Dayton !      | T     | 0-0   | 1083 |

\* denotes BIG EAST match  
 § denotes BIG EAST Tournament match  
 ! denotes NCAA Tournament match

### Team Statistics ..... MARQ OPP

| SHOT STATISTICS        | MARQ    | OPP    |
|------------------------|---------|--------|
| Goals-Shot attempts    | 28-401  | 12-195 |
| Goals scored average   | 1.16    | 0.50   |
| Shot pct.              | .070    | .062   |
| Shots on goal-Attempts | 171-401 | 72-195 |
| SOG pct.               | .426    | .369   |
| Shots/Game             | 17.4    | 8.5    |
| Assists                | 26      | 9      |
| CORNER KICKS           | 127     | 54     |
| PENALTY KICKS          | 0-1     | 0-0    |
| PENALTIES              |         |        |
| Yellow cards           | 9       | 9      |
| Red cards              | 0       | 0      |
| ATTENDANCE             |         |        |
| Total                  | 3544    | 4684   |
| Dates/Avg Per Date     | 11/322  | 9/520  |
| Neutral Site #/Avg     | 3/567   |        |

| Goals by Period | 1st | 2nd | OT | OT2 | Tot |
|-----------------|-----|-----|----|-----|-----|
| Marquette       | 17  | 9   | 0  | 2   | 28  |
| Opponents       | 5   | 6   | 1  | 0   | 12  |

| Shots by Period | 1st | 2nd | OT | OT2 | Tot |
|-----------------|-----|-----|----|-----|-----|
| Marquette       | 176 | 198 | 14 | 13  | 401 |
| Opponents       | 88  | 102 | 5  | 0   | 195 |

| Saves by Period | 1st | 2nd | OT | OT2 | Tot |
|-----------------|-----|-----|----|-----|-----|
| Marquette       | 29  | 30  | 1  | 0   | 60  |
| Opponents       | 60  | 67  | 8  | 8   | 143 |

| Corners by Period | 1st | 2nd | OT | OT2 | Tot |
|-------------------|-----|-----|----|-----|-----|
| Marquette         | 49  | 73  | 3  | 2   | 127 |
| Opponents         | 19  | 32  | 2  | 1   | 54  |

| Fouls by Period | 1st | 2nd | OT | OT2 | Tot |
|-----------------|-----|-----|----|-----|-----|
| Marquette       | 124 | 123 | 10 | 7   | 264 |
| Opponents       | 106 | 88  | 7  | 6   | 207 |

| Individual Statistics | MP:MS | G     | A  | Pts. | Sh. | Sh% | SOG  | SOG% | YC-RC | MWGP | K-ATT |     |
|-----------------------|-------|-------|----|------|-----|-----|------|------|-------|------|-------|-----|
| 18 Rachael Sloan      | 23-23 | 1401  | 7  | 5    | 19  | 67  | .104 | 36   | .537  | 0-0  | 5     | 0-0 |
| 11 Becky Ryan         | 23-23 | 1375  | 4  | 1    | 9   | 64  | .062 | 26   | .406  | 3-0  | 3     | 0-0 |
| 16 Brittany Bares     | 21-13 | 808   | 3  | 2    | 8   | 16  | .188 | 9    | .562  | 0-0  | 1     | 0-0 |
| 15 Lauren Thut        | 23-23 | 2105  | 2  | 4    | 8   | 16  | .125 | 11   | .688  | 0-0  | 1     | 0-0 |
| 12 Lindsey Page       | 22-2  | 439   | 2  | 1    | 5   | 12  | .167 | 4    | .333  | 0-0  | 1     | 0-0 |
| 21 Stephanie Vasos    | 22-0  | 644   | 2  | 0    | 4   | 17  | .118 | 8    | .471  | 0-0  | 1     | 0-0 |
| 25 Kerry McBride      | 23-6  | 1175  | 1  | 2    | 4   | 23  | .043 | 9    | .391  | 0-0  | 1     | 0-0 |
| 28 Ashley Bares       | 23-0  | 775   | 1  | 2    | 4   | 22  | .045 | 5    | .227  | 0-0  | 1     | 0-0 |
| 5 R. Malone-Povolny   | 23-23 | 1824  | 1  | 1    | 3   | 42  | .024 | 13   | .310  | 2-0  | 0     | 0-0 |
| 9 Danielle Martens    | 13-0  | 439   | 1  | 1    | 3   | 12  | .083 | 8    | .667  | 1-0  | 0     | 0-1 |
| 6 Ashley Stemmeler    | 16-0  | 239   | 1  | 1    | 3   | 3   | .333 | 2    | .667  | 0-0  | 0     | 0-0 |
| 2 Julia Victor        | 23-20 | 1473  | 0  | 3    | 3   | 26  | .000 | 8    | .308  | 1-0  | 0     | 0-0 |
| 10 Michelle Compt     | 23-23 | 1522  | 1  | 0    | 2   | 33  | .030 | 18   | .545  | 0-0  | 1     | 0-0 |
| 4 Kelly Wepking       | 23-10 | 933   | 1  | 0    | 2   | 13  | .077 | 4    | .308  | 0-0  | 0     | 0-0 |
| 19 Anna Sawicki       | 15-0  | 184   | 1  | 0    | 2   | 3   | .333 | 1    | .333  | 0-0  | 0     | 0-0 |
| 8 Allison McBride     | 23-23 | 1782  | 0  | 2    | 2   | 4   | .000 | 3    | .750  | 0-0  | 0     | 0-0 |
| 3 Ally Miller         | 20-17 | 1436  | 0  | 1    | 1   | 10  | .000 | 1    | .100  | 0-0  | 0     | 0-0 |
| 27 Lauren Acree       | 19-1  | 410   | 0  | 0    | 0   | 7   | .000 | 1    | .143  | 0-0  | 0     | 0-0 |
| 20 Kristi Laurenzi    | 16-0  | 215   | 0  | 0    | 0   | 4   | .000 | 3    | .750  | 0-0  | 0     | 0-0 |
| 17 Rachel Brown       | 17-0  | 346   | 0  | 0    | 0   | 4   | .000 | 1    | .250  | 1-0  | 0     | 0-0 |
| 24 Katie Miller       | 23-23 | 2134  | 0  | 0    | 0   | 3   | .000 | 0    | .000  | 0-0  | 0     | 0-0 |
| Total                 | 23    | 23825 | 28 | 26   | 82  | 401 | .070 | 171  | .426  | 9-0  | 15    | 0-1 |
| Opponents             | 23    | -     | 12 | 9    | 33  | 195 | .062 | 72   | .369  | 9-0  | 5     | 0-0 |

| Goalkeeper Statistics | MP:MS | Min.    | GA | Avg. | Sv. | Pct.  | W  | L  | T | Sho |
|-----------------------|-------|---------|----|------|-----|-------|----|----|---|-----|
| 0 KULLA, Natalie      | 23-23 | 2165:35 | 12 | 0.50 | 58  | .829  | 15 | 5  | 3 | 16  |
| TM TEAM               |       | 0:00    | 0  | 0.00 | 2   | 1.000 | 0  | 0  | 0 | 0   |
| Total                 | 23    | 2165:35 | 12 | 0.50 | 60  | .833  | 15 | 5  | 3 | 16  |
| Opponents             | 23    | 2165:35 | 28 | 1.16 | 143 | .836  | 5  | 15 | 3 | 5   |

| Date     | Opponent                | W/L | Score   | Marquette Goals (Assists) MWG in bold                          |
|----------|-------------------------|-----|---------|--|
| Aug. 23  | at Pepperdine           | L   | 1-2 OT  | Page (Sloan)   |
| Aug. 28  | Rice                    | W   | 1-0     | Sloan (Bares)  |
| Aug. 30  | Michigan                | W   | 1-0     | Page (Thut)  |
| Sept. 3  | at UW-Milwaukee         | W   | 3-0     | Compt (B. Bares), Ryan (Sloan)                                 |
| Sept. 6  | vs 1/1/1 North Carolina | L   | 0-1     | -  |
| Sept. 10 | Green Bay               | W   | 3-0     | Vasos (K. McBride), B. Bares (Stemmeler), Martens (A. McBride) |
| Sept. 13 | 23/-RV Minnesota        | W   | 1-0     | Ryan (Victor)  |
| Sept. 17 | USF*                    | W   | 2-1     | Sloan (A. Miller), K. McBride (Sloan, Ryan)                    |
| Sept. 20 | at Western Michigan     | W   | 2-0     | Ryan (A. Bares), Thut  |
| Sept. 24 | at West Virginia*       | L   | 0-1     | -  |
| Sept. 27 | Pittsburgh*             | T   | 0-0 2OT | -  |
| Oct. 2   | 13/13/12 Rutgers*       | L   | 1-3     | Malone-Povolny (A. Miller)                                     |
| Oct. 4   | Seton Hall*             | W   | 3-0     | Sloan (Thut), Wepking (Thut), Stemmeler (Martens)              |
| Oct. 9   | 24/13/- Connecticut*    | W   | 3-2 2OT | Vasos (Thut), Sawicki, Sloan (Malone-Povolny)                  |
| Oct. 11  | Providence*             | T   | 0-0 2OT | -  |
| Oct. 16  | at Cincinnati*          | W   | 1-0     | A. Bares (Sloan)   |
| Oct. 18  | at Louisville*          | W   | 2-0     | B. Bares (Page), B. Bares                                      |
| Oct. 23  | at Syracuse*            | W   | 1-0 2OT | Sloan (K. McBride)   |
| Oct. 25  | at St. John's*          | W   | 1-0     | Ryan (Sloan)   |
| Nov. 1   | Villanova               | W   | 1-0     | Thut   |
| Nov. 6   | vs West Virginia        | W   | 1-0     | Sloan (B. Bares, Victor)                                       |
| Nov. 8   | vs 4/7/7 Notre Dame     | L   | 2-1     | Sloan (Victor)   |
| Nov. 13  | at 23/15/24 Dayton      | T   | 0-0     | -  |

# WOMEN'S SOCCER

## 2009 BIG EAST Women's Soccer Standings

| American Division  | BIG EAST | Pts. | Overall |
|--------------------|----------|------|---------|
| 1. Marquette ^     | 7-2-2    | 23   | 15-5-3  |
| 2. St. John's ^    | 6-4-1    | 19   | 13-6-2  |
| 3. West Virginia ^ | 5-3-3    | 18   | 10-7-6  |
| 4. USF             | 5-4-2    | 17   | 9-8-3   |
| 5. Connecticut ^   | 5-5-1    | 16   | 11-8-2  |
| 6. Pittsburgh      | 3-3-5    | 14   | 8-5-5   |
| 7. Providence      | 3-6-2    | 11   | 8-8-3   |
| 8. Syracuse        | 2-8-1    | 7    | 5-11-3  |

| National Division | BIG EAST | Pts. | Overall |
|-------------------|----------|------|---------|
| 1. Notre Dame ^   | 10-0-1   | 31   | 21-4-1  |
| 2. Rutgers ^      | 7-1-3    | 24   | 14-4-4  |
| 3. Georgetown     | 6-4-1    | 19   | 12-6-2  |
| T4. Villanova ^   | 4-4-3    | 15   | 11-6-5  |
| T4. DePaul        | 5-6      | 15   | 10-9-2  |
| 5. Cincinnati     | 3-7-1    | 10   | 8-10-1  |
| 6. Louisville     | 2-8-1    | 7    | 5-11-1  |
| 7. Seton Hall     | 1-9-1    | 4    | 5-12-1  |

Final standings  
^ NCAA Tournament Participant

## 2009 BIG EAST Tournament

Oct. 29 - Nov. 8 • Hosted by Connecticut  
Morrone Stadium • Storrs, Conn.

### First Round — Campus Sites

(4N) Villanova 1, (5A) Connecticut 1 (VU 4-1 PKs)  
(4A) USF 1, (5N) DePaul 0

### Quarterfinals — Campus Sites

(1A) Marquette 1, Villanova 0

(3A) West Virginia 1, (2N) Rutgers 0

(1N) Notre Dame 5, USF 0

(2A) St. John's 1, (3N) Georgetown 0 (2OT)

### Semifinals

Marquette 1, West Virginia 0

Notre Dame 2, St. John's 1 (2OT)

### Championship

Notre Dame 2, Marquette 1

### Tournament Awards

All-Tournament Team: Bri Rodriguez (WVU), Nicole Doran (STJ), Nicole Pasciolla (STJ), **Becky Ryan (MU)**, **Rachael Sloan (MU)**, **Rosie Malone-Povolny (MU)**, Amanda Clark (ND), Courtney Barg (ND), Jessica Schuveiller (ND), Lauren Fowlkes (ND), Nikki Weiss (ND).

Offensive MOP: Lauren Fowlkes, Notre Dame  
Defensive MOP: Jessica Schuveiller, Notre Dame

## BIG EAST Schools in the NAAs

### First Round

Dayton 0, Marquette 0 (UD 4-3 PKs)  
Virginia 0, St. John's 0 (UVA 3-1 PKs)  
Connecticut 1, Boston University 0  
Washington St. 1, Villanova 0  
West Virginia 2, Loyola (Md.) 0  
Notre Dame 5, IUPUI 0  
Rutgers 2, Duke 0

### Second Round

Boston College 2, Connecticut 0  
Wake Forest 3, West Virginia 0  
South Carolina 1, Rutgers 0  
Notre Dame 6, Central Michigan 1

### Third Round

Notre Dame 1, Oregon State 0

### Quarterfinals

Notre Dame 2, Florida State 0

### Semifinals

North Carolina 1, Notre Dame 0

## BIG EAST Statistical Leaders

### Shots

|                              |           |
|------------------------------|-----------|
| 1. Lauren Fowlkes (ND)       | 79        |
| 2. Rose Augustin (ND)        | 76        |
| 3. Katie Ryan (VU)           | 71        |
| 4. <b>Rachael Sloan (MU)</b> | <b>67</b> |
| 5. Blake Miller (WVU)        | 66        |
| Melissa Henderson (ND)       | 66        |
| 7. Chelsea Klotz (USF)       | 65        |
| Melissa Busque (UCONN)       | 65        |
| 9. <b>Becky Ryan (MU)</b>    | <b>64</b> |
| 10. Megan Mischler (WVU)     | 63        |

### Points

|                           |           |
|---------------------------|-----------|
| 1. Melissa Henderson (ND) | 41        |
| 2. Katie Ryan (VU)        | 29        |
| 3. Ingrid Wells (GU)      | 25        |
| 4. Rose Augustin (ND)     | 24        |
| Lauren Fowlkes (ND)       | 24        |
| 6. Sara Jordan (GU)       | 23        |
| 7. Tara Strickland (DEP)  | 20        |
| Linda Ruutu (UCONN)       | 20        |
| 9. Ashley Jones (RU)      | 19        |
| Chelsea Klotz (USF)       | 19        |
| Heidi Sabatura (VU)       | 19        |
| <b>Rachael Sloan (MU)</b> | <b>19</b> |

### Goals

|                           |          |
|---------------------------|----------|
| 1. Melissa Henderson (ND) | 18       |
| 2. Katie Ryan (VU)        | 11       |
| 3. Lauren Fowlkes (ND)    | 10       |
| 4. Tina Romagnuolo (SU)   | 9        |
| Chelsea Klotz (USF)       | 9        |
| 6. Ashley Jones (RU)      | 8        |
| Sara Jordan (GU)          | 8        |
| Linda Ruutu (UCONN)       | 8        |
| 9. Ashley Cuba (PITT)     | 7        |
| Jill Camburn (PC)         | 7        |
| Ingrid Wells (GU)         | 7        |
| Heidi Sabatura (VU)       | 7        |
| Tara Strickland (DEP)     | 7        |
| <b>Rachael Sloan (MU)</b> | <b>7</b> |
| Rose Augustin (ND)        | 7        |

### Assists

|                         |    |
|-------------------------|----|
| 1. Ingrid Wells (GU)    | 11 |
| 2. Rose Augustin (ND)   | 10 |
| 3. Samantha Baker (GU)  | 8  |
| 4. Kelly D'Ambrisi (GU) | 7  |
| Sara Jordan (GU)        | 7  |
| C.J. Ludemann (STJ)     | 7  |
| Katie Ryan (VU)         | 7  |
| 8. Melissa Bigg (CIN)   | 6  |
| Melissa Busque (UCONN)  | 6  |
| Tara Strickland (DEP)   | 6  |
| Stefanee Pace (RU)      | 6  |
| Caroline Szwed (WVU)    | 6  |

### Match Winning Goals

|                           |          |
|---------------------------|----------|
| 1. Melissa Henderson (ND) | 9        |
| 2. Ashley Cuba (PITT)     | 5        |
| Chelsea Klotz (USF)       | 5        |
| <b>Rachael Sloan (MU)</b> | <b>5</b> |
| 5. Ashley Jones (RU)      | 4        |
| Melissa Busque (UCONN)    | 4        |
| Katie Ryan (VU)           | 4        |

### Saves

|                                 |     |
|---------------------------------|-----|
| 1. Molly Williams (VU)          | 118 |
| 2. Andrea Kaminski (CIN)        | 114 |
| 3. Mallory Lofton-Malachi (USF) | 94  |
| Kristin Russell (STJ)           | 94  |
| 5. Eliza Bennett-Hattan (SU)    | 88  |
| 6. Morie Kephart (PITT)         | 87  |
| 7. Jessica Dulski (UCONN)       | 85  |
| 8. Erin Guthrie (RU)            | 77  |
| 9. Kerri Butler (WVU)           | 71  |
| 10. Claire Hanold (DPU)         | 70  |

### Shutouts

|                              |           |
|------------------------------|-----------|
| 1. <b>Natalie Kulla (MU)</b> | <b>16</b> |
| 2. Kerri Butler (WVU)        | 12        |
| 3. Erin Guthrie (RU)         | 11        |
| 4. Kristin Russell (STJ)     | 10        |
| 5. Claire Hanold (DPU)       | 9         |

### Goals Against Avg.

|                              |             |
|------------------------------|-------------|
| 1. Morie Kephart (PITT)      | 0.46        |
| 2. Erin Guthrie (RU)         | 0.47        |
| 3. <b>Natalie Kulla (MU)</b> | <b>0.50</b> |
| 4. Nikki Weiss (ND)          | 0.51        |
| 5. Kristin Russell (STJ)     | 0.59        |

### Team Shots

|                     |            |
|---------------------|------------|
| 1. Notre Dame       | 473        |
| 2. <b>Marquette</b> | <b>401</b> |
| 3. West Virginia    | 341        |
| 4. Connecticut      | 325        |
| 5. Villanova        | 319        |
| 6. Georgetown       | 310        |
| 7. Rutgers          | 274        |
| 8. Providence       | 258        |
| 9. USF              | 252        |
| 10. St. John's      | 240        |

### Team Points

|                     |           |
|---------------------|-----------|
| 1. Notre Dame       | 162       |
| 2. Georgetown       | 139       |
| 3. Villanova        | 93        |
| Connecticut         | 93        |
| 5. Rutgers          | 86        |
| 6. <b>Marquette</b> | <b>82</b> |
| 7. Cincinnati       | 77        |
| 8. USF              | 76        |
| 9. St. John's       | 74        |
| 10. DePaul          | 67        |

### Team Goals

|                     |           |
|---------------------|-----------|
| 1. Notre Dame       | 58        |
| 2. Georgetown       | 45        |
| 3. Connecticut      | 32        |
| Rutgers             | 32        |
| 5. Villanova        | 31        |
| 6. <b>Marquette</b> | <b>28</b> |
| 7. USF              | 26        |
| Cincinnati          | 26        |
| 9. DePaul           | 21        |
| 10. St. John's      | 21        |

### Team Assists

|                     |           |
|---------------------|-----------|
| 1. Georgetown       | 49        |
| 2. Notre Dame       | 46        |
| 3. Villanova        | 31        |
| 4. Connecticut      | 29        |
| 5. St. John's       | 28        |
| 6. <b>Marquette</b> | <b>26</b> |
| 7. Cincinnati       | 25        |
| 8. USF              | 24        |
| 9. Pittsburgh       | 23        |
| 10. Rutgers         | 22        |
| West Virginia       | 22        |

### Team Goals Against Avg.

|                     |             |
|---------------------|-------------|
| 1. Rutgers          | 0.48        |
| 2. <b>Marquette</b> | <b>0.50</b> |
| 3. St. John's       | 0.57        |
| 4. St. John's       | 0.59        |
| 5. West Virginia    | 0.66        |

### Team Saves

|                |     |
|----------------|-----|
| 1. Villanova   | 122 |
| 2. Cincinnati  | 121 |
| 3. Pittsburgh  | 111 |
| 4. USF         | 105 |
| 5. Connecticut | 102 |
| 6. St. John's  | 98  |
| 7. Syracuse    | 89  |
| Notre Dame     | 89  |
| 9. Georgetown  | 87  |
| 10. Providence | 84  |

### Team Shutouts

|                     |           |
|---------------------|-----------|
| 1. <b>Marquette</b> | <b>16</b> |
| Notre Dame          | 16        |
| 3. West Virginia    | 13        |
| 4. Rutgers          | 12        |
| 5. Pittsburgh       | 10        |
| 6. St. John's       | 10        |
| 7. DePaul           | 9         |
| 8. USF              | 8         |
| Georgetown          | 8         |
| 10. Providence      | 7         |
| Connecticut         | 7         |

## BIG EAST Teams and Individuals in the NCAA Statistics

### Points Per Game

|                                   |      |
|-----------------------------------|------|
| 21. Melissa Henderson, Notre Dame | 1.71 |
|-----------------------------------|------|

### Goals Per Game

|                                   |      |
|-----------------------------------|------|
| 21. Melissa Henderson, Notre Dame | 0.75 |
|-----------------------------------|------|

### Assists Per Game

|                              |      |
|------------------------------|------|
| 12. Ingrid Wells, Georgetown | 0.55 |
|------------------------------|------|

### Saves Percentage

|                                 |       |
|---------------------------------|-------|
| 1. Morie Kephart, Pittsburgh    | 0.926 |
| 6. Erin Guthrie, Rutgers        | 0.885 |
| 9. Kristin Russell, St. John's  | 0.879 |
| 18. Nikki Weiss, Notre Dame     | 0.862 |
| 26. Molly Williams, Villanova   | 0.855 |
| 33. Jill Schott, Providence     | 0.851 |
| 44. Andrea Kaminski, Cincinnati | 0.844 |

### Goals Against Average

|                                    |              |
|------------------------------------|--------------|
| 4. Morie Kephart, Pittsburgh       | 0.464        |
| 5. Erin Guthrie, Rutgers           | 0.466        |
| 7. <b>Natalie Kulla, Marquette</b> | <b>0.499</b> |
| 9. Nikki Weiss, Notre Dame         | 0.507        |
| 16. Kristin Russell, St. John's    | 0.593        |
| 30. Kerri Butler, West Virginia    | 0.666        |

### Team Scoring Offense

|                |      |
|----------------|------|
| 18. Georgetown | 2.25 |
| 21. Notre Dame | 2.23 |

### Team Goals Against Average

|                   |       |
|-------------------|-------|
| 4. Rutgers        | 0.475 |
| 6. Marquette      | 0.499 |
| 9. Pittsburgh     | 0.568 |
| 11. St. John's    | 0.593 |
| 22. West Virginia | 0.655 |
| 29. Notre Dame    | 0.684 |

### Team Shutout Percentage

|                   |       |
|-------------------|-------|
| 3. Marquette      | 0.696 |
| 14. Notre Dame    | 0.615 |
| 17. West Virginia | 0.565 |
| 19. Pittsburgh    | 0.556 |
| 23. Rutgers       | 0.545 |



## BIG EAST Postseason Awards

### First-Team All-BIG EAST

Jenifer Anzivino, Rutgers  
 Courtney Barg, Notre Dame  
 Carolyn Blank, West Virginia  
 Kelly Eagan, Villanova  
 Lauren Fowlkes, Notre Dame  
 Erin Guthrie, Rutgers  
 Sara Jordan, Georgetown  
 Jessica Schuveiller, Notre Dame  
**Rachael Sloan, Marquette**  
 Brittany Taylor, Connecticut  
 Ingrid Wells, Georgetown

### Second-Team All-BIG EAST

Rose Augustin, Notre Dame  
 Kelly D'Ambrisi, Georgetown  
 Melissa Henderson, Notre Dame  
 Ashley Jones, Rutgers  
**Natalie Kulla, Marquette**  
 Amanda Pasciolla, St. John's  
 Tina Romagnuolo, Syracuse  
 Linda Ruutu, Connecticut  
 Katie Ryan, Villanova  
 Heidi Sabatura, Villanova  
 Tara Strickland, DePaul

### Third-Team All-BIG EAST

Liz Carroll, Pittsburgh, Jr., M  
 Nicole Doran, St. John's, Sr., D  
 Nicole Mailloux, West Virginia, Sr., D  
**Rosie Malone-Povolny, Marquette, Jr., M**  
 Sarah McGrath, St. John's, Sr., M  
 Megan Mischler, West Virginia, Jr., F  
 Nicole Pasciolla, St. John's, Sr., D  
 Taylor Patterson, USF, Fr., M  
 Kacey Richards, Connecticut, Jr., M  
 Katelyn Ruhe, Pittsburgh, So., M  
 Kat Weiler, Pittsburgh, Jr., D

### All-BIG EAST Rookie Team

Catherine Cabot, Georgetown  
 Ashley Cuba, Pittsburgh  
 Chelsea Grant, DePaul  
**Ally Miller, Marquette**  
 Taylor Patterson, USF  
 Bri Rodriguez, West Virginia  
 Tina Romagnuolo, Syracuse  
 Jenna Roncarati, Providence  
 Linda Ruutu, Connecticut  
 Heidi Sabatura, Villanova  
 Caroline Szwed, West Virginia

**Co-Offensive Players of the Year:** Sara Jordan, Georgetown  
 Lauren Fowlkes, Notre Dame  
**Midfielder of the Year:** Courtney Barg, Notre Dame  
**Defensive Player of the Year:** Brittany Taylor, Connecticut

**Goalkeeper of the Year:** Erin Guthrie, Rutgers  
**Rookie of the Year:** Heidi Sabatura, Villanova  
**Coach of the Year:** Markus Roeders, Marquette

### Final National Rankings NSCAA

|    |                  |               |
|----|------------------|---------------|
| 1  | Stanford (32)    | 20-0-0        |
| 2  | Portland         | 18-1-0        |
| 3  | UCLA             | 17-2-1        |
| 4  | North Carolina   | 17-3-1        |
| 5  | Notre Dame       | 17-3-1        |
| 6  | Florida State    | 16-4-1        |
| 7  | Boston College   | 15-3-2        |
| 8  | South Carolina   | 17-3-2        |
| 9  | Florida          | 15-5-2        |
| 10 | LSU              | 14-4-2        |
| 11 | Santa Clara      | 13-6-1        |
| 12 | Rutgers          | 13-3-4        |
| 13 | Central Florida  | 16-4-1        |
| 14 | Wake Forest      | 13-5-2        |
| 15 | Ohio State       | 14-3-2        |
| 16 | Penn State       | 12-5-2        |
| 17 | Virginia Tech    | 14-7-0        |
| 18 | Washington State | 13-5-2        |
| 19 | Maryland         | 12-5-2        |
| 20 | BYU              | 17-3-2        |
| 21 | USC              | 12-6-2        |
| 22 | Texas A&M        | 14-6-2        |
| 23 | Dayton           | 16-0-5        |
| 24 | Purdue           | 12-5-3        |
| 25 | <b>Marquette</b> | <b>15-5-2</b> |

Final NSCAA rankings compiled at the end of the regular season, Nov. 10.

### Final National Rankings Soccer America

|     |                  |               |
|-----|------------------|---------------|
| 1.  | Stanford         | 20-0-0        |
| 2.  | Portland         | 18-1-0        |
| 3.  | North Carolina   | 17-3-1        |
| 4.  | UCLA             | 17-2-1        |
| 5.  | Notre Dame       | 17-3-1        |
| 6.  | Florida State    | 16-4-1        |
| 7.  | Boston College   | 15-3-2        |
| 8.  | South Carolina   | 17-3-2        |
| 9.  | Penn State       | 12-5-2        |
| 10. | <b>Marquette</b> | <b>15-5-2</b> |
| 11. | BYU              | 17-3-2        |
| 12. | UCF              | 16-4-1        |
| 13. | Virginia Tech    | 14-7-0        |
| 14. | LSU              | 14-4-4        |
| 15. | Dayton           | 16-0-5        |
| 16. | San Diego State  | 14-3-5        |
| 17. | Memphis          | 16-6-0        |
| 18. | Ohio State       | 14-3-2        |
| 19. | Florida          | 15-5-2        |
| 20. | Maryland         | 12-5-2        |
| 21. | Wake Forest      | 13-5-2        |
| 22. | Washington State | 13-5-2        |
| 23. | Rutgers          | 13-3-4        |
| 24. | USC              | 12-6-2        |
| 25. | Mississippi      | 13-5-2        |

Final Soccer America rankings compiled at the end of the regular season, Nov. 9.

### Final National Rankings Soccer Times

|    |                     |        |
|----|---------------------|--------|
| 1  | North Carolina (15) | 23-3-1 |
| 2  | Stanford (1)        | 25-1-0 |
| 3  | UCLA                | 21-3-1 |
| 4  | Notre Dame          | 21-4-1 |
| 5  | Portland            | 21-2-0 |
| 6  | Florida State       | 19-5-1 |
| 7  | Boston College      | 18-4-2 |
| 8  | Wake Forest         | 16-6-2 |
| 9  | South Carolina      | 19-4-2 |
| 10 | Virginia Tech       | 16-8-0 |
| 11 | Maryland            | 14-6-2 |
| 12 | Santa Clara         | 14-7-2 |
| 13 | Texas A&M           | 15-7-3 |
| 14 | Brigham Young       | 18-4-2 |
| 15 | Florida             | 16-6-2 |
| 16 | Louisiana State     | 15-4-4 |
| 17 | Virginia            | 10-6-6 |
| 18 | Oregon State        | 14-8-1 |
| 19 | Washington State    | 14-6-2 |
| 20 | Central Florida     | 17-5-1 |
| 21 | Rutgers             | 14-4-4 |
| 22 | Penn State          | 13-6-2 |
| 23 | Wisconsin           | 10-6-6 |
| 24 | Ohio State          | 14-4-2 |
| 25 | Dayton              | 16-1-6 |

### Final Northeast Rankings NSCAA

|    |                  |               |
|----|------------------|---------------|
| 1  | Notre Dame       | 17-3-1        |
| 2  | <b>Marquette</b> | <b>15-5-2</b> |
| 3  | Rutgers          | 13-3-4        |
| 4  | St. John's       | 13-6-1        |
| 5  | West Virginia    | 9-6-6         |
| 6  | Georgetown       | 12-6-2        |
| 7  | Villanova        | 11-5-5        |
| 8  | Connecticut      | 10-7-2        |
| 9  | Boston           | 14-5-2        |
| 10 | DePaul           | 10-7-2        |
| 10 | USF              | 9-8-3         |
| 10 | Loyola (Md.)     | 14-4-3        |

Final NSCAA Great Lakes regional rankings compiled at the end of the regular season, Nov. 12.

## Individual Postseason Awards

**Michelle Compy** NSCAA Second Team All-Region Scholar Athlete  
 Soccer Buzz All-Great Lakes Third Team  
 All-BIG EAST Second Team

**Natalie Kulla** NSCAA First Team All-Region Scholar Athlete  
**Allison McBride** All-BIG EAST Third Team  
**R. Malone-Povolny** BIG EAST All-Tournament Team  
 NSCAA Third Team All-Region Scholar Athlete  
 All-BIG EAST Rookie Team

**Ally Miller** CoSIDA Academic All-District 5 First Team  
**Katie Miller** NSCAA First Team All-Region Scholar Athlete  
 Marquette Outstanding Senior Female Athlete Award  
 BIG EAST Institutional Scholar-Athlete Award  
 BIG EAST All-Tournament Team  
 BIG EAST First Team Team  
 BIG EAST All-Tournament Team

**Becky Ryan** NSCAA All-Northeast Second Team  
**Rachael Sloan** CoSIDA Academic All-District 5 Second Team  
 NSCAA Honorable Mention All-Region Scholar Athlete  
 Marquette Outstanding Senior Female Student Award

**Kelly Wepking**

**BIG EAST All-Academic Team**  
 Lauren Acree, Brittany Bares, Michelle Compy, Sammy Kailas, Natalie Kulla, Kristi Laurenzi, Amanda Longo, Rosie Malone-Povolny, Kerry McBride, Katie Miller, Ally Miller, Karissa Miller, Lindsey Page, Lisa Philbin, Anna Sawicki, Rachael Sloan, Carly Smith, Ashley Stemmeler, Erin Tedesco, Lauren Thut, Stephanie Vasos, Sam Vicker, Julia Victor, Kelly Wepking

# WOMEN'S SOCCER

## 2009 Match by Match Results

### Pepperdine 2, Marquette 1 • OT

Aug. 23 • Malibu, Calif • (0-1-0)

MALIBU, Calif. — The Marquette women's soccer team (0-1) couldn't hold on to an early 1-0 lead and fell in overtime, 2-1, at Pepperdine (1-0) Sunday afternoon in Malibu, Calif.

"Today was a disappointing result and performance," said head coach Markus Roeders. "Give Pepperdine credit for making a comeback, but we know our team is not happy with how we performed throughout the game today. Our quick start that resulted in a goal was outstanding, but we lacked consistency throughout. We worked hard without getting into a flow or taking advantage of what we created. Our team is better than this and I am certain we will rebound. They have shown some great soccer over the past few weeks, so now we will regroup and get ready for next weekend. As we always say, a season is a marathon and despite the start, we can still win it."

Sophomore Lindsey Page was credited with MU's lone goal early in the first half, while Michelle Spacciapoli and Sophia Medina each scored for the Waves.

Page, who started her first career game, got Marquette on the board just over two minutes into the game. Classmate Rachael Sloan sent a cross in front of the goal mouth right to Page of one timed the ball to the far post past Pepperdine keeper Roxanne Barker. Page's goal marked the first of her career at Marquette.

The Golden Eagles launched eight more shots, two on goal, before the Waves tallied the equalizer in 75th minute when Spacciapoli sent her shot to the far upper corner out of reach for Marquette goalkeeper Natalie Kulla.

Following the game-tying strike Marquette furiously tried to decide the game in regulation, but was unable to find the back of the net. Senior Becky Ryan had a nice opportunity in the 83rd minute, but her shot was blocked, while sophomore Danielle Martens' and freshman Ally Miller's attempts went wide.

Seven minutes and 46 seconds into overtime (97:46), Medina unassisted strike in side the box was all the Waves needed to earn their first win of the season. Marquette was unable to generate its offense with junior Rosie Malone-Povolny tallying MU's only shot attempt, which went wide in the 97th minute.

For the game, Pepperdine outshot Marquette 17-13, including an 8-5 shots on goal differential. Kulla made six stops, while Barker tallied four saves.

#### Scoring Summary

1. 2:34 MARQ — Page (Sloan); 2. 74:03 PEP — Spacciapoli (Reilly); 3. 97:46 PEP — Medina

| Statistics | Shots | Saves | Comers | Fouls | Offsides |
|------------|-------|-------|--------|-------|----------|
| Marquette  | 13    | 6     | 1      | 23    | 2        |
| Pepperdine | 17    | 4     | 4      | 11    | 1        |

Halftime: Marquette 1, Pepperdine 0

Attendance: 237



### Marquette 1, Rice 0

Aug. 28 • Valley Fields • (1-1-0)

MILWAUKEE - The Marquette women's soccer team shut out Rice, 1-0, Friday night at Valley Fields marking its first home win of the 2009 campaign. Sophomore Rachael Sloan scored the Golden Eagles' lone goal in the 51st minute to help MU improve to 1-1-0 overall.

The Golden Eagles started off the first half with a spark firing two shots on goal within the first three minutes but Rice's keeper, Meghan Erkel, was able to thwart Marquette's attacks, coming up with two saves. Marquette ended the half with ample opportunities taking a total of five shots, but the Golden Eagles were unable to find the back of the net.

Marquette's luck quickly turned early in the second half in the 51st minute when Sloan capitalized on a forward pass from junior Ashley Bares, collecting the ball at the top of the box before netting her first goal of the season, second of her career at Marquette.

After the lead was secured the Golden Eagle offense continued to create chances, firing an additional eight shots and earning three corner kicks before the final whistle blew.

For the game, Marquette outshot the Owls 15-4 and placed a total of six shots on goal, three of which were taken by Sloan. Marquette keeper, Natalie Kulla stopped three shots, while Meghan Erkel ended the night with five saves.

#### Scoring Summary

1. 50:25 MARQ — Sloan (A. Bares)

| Statistics | Shots | Saves | Comers | Fouls | Offsides |
|------------|-------|-------|--------|-------|----------|
| Rice       | 4     | 5     | 1      | 5     | 0        |
| Marquette  | 15    | 3     | 6      | 13    | 1        |

Halftime: Rice 0, Marquette 0

Attendance: 236

### Marquette 1, Michigan 0

Aug. 30 • Valley Fields • (2-1-0)

MILWAUKEE - The Golden Eagles finished out the MKE cup undefeated after beating the Wolverines of the University of Michigan 1-0 at Valley Fields on Sunday afternoon. Lindsey Page netted Marquette's lone goal during the 83rd minute of the action.

Marquette looked dominant, controlling the pace of play and spending the majority of the game on Michigan's end.

The Golden Eagles had their share of offensive opportunities during the first half including a drive by forward Rachael Sloan during the 13th minute. Sloan penetrated the defense and fired off a shot from 18 yards out, but the blast traveled just wide of the net.

Marquette got another chance with seven minutes left in the first half when forward Ashley Bares fed the ball to Kelly Wepking who launched a shot mid net. Michigan keeper, Haley Kopmeyer, was able to come up with the save.

The Golden Eagles finished the half scoreless but their control was apparent, as Marquette outshot Michigan 12-1.

The first two minutes of the second half were marked by ample opportunities for the Golden Eagles' offense to put one on the board. Marquette earned two corner kicks during the 46th minute of play and Sloan capitalized on the scramble following the second restart by putting a head on the ball. Kopmeyer was able to get her hands on the shot, denying Marquette their first goal of the game.

Marquette found the back of the net with just over six minutes left in regulation. Junior Lauren Thut crossed the ball to the far post where Page buried the ball in the back of the goal with a flick of her head, earning her second goal of the season.

On the game, the Golden Eagles outshot the Wolverines 23-3.

Sophomores Page and Sloan, both of whom scored the winning goals during tournament play, and senior Katie Miller were named to the MKE Cup All-Tournament Team following their performance in the weekend's competition.

#### Scoring Summary

1. 83:14 MARQ — Page (Thut)

| Statistics | Shots | Saves | Comers | Fouls | Offsides |
|------------|-------|-------|--------|-------|----------|
| Michigan   | 3     | 6     | 2      | 8     | 1        |
| Marquette  | 23    | 0     | 11     | 7     | 1        |

Halftime: Michigan 0, Marquette 0

Attendance: 346

### Marquette 2, UW-Milwaukee 0

Sept. 3 • Englemann Field • (3-1-0)

MILWAUKEE - Behind two first-half goals from seniors Michelle Compy and Becky Ryan, the Marquette women's soccer team ended UW-Milwaukee's 24-game home unbeaten streak with a 2-0 shutout of the Panthers Thursday night at Englemann Field. With the win, the Golden Eagles improve to 3-1 overall. It is the first win for Marquette at Englemann Field since 2001.

"Our entire team really worked hard to get this victory. I am really proud of them," said head coach Markus Roeders. "We were very efficient in the first half in our play and the opportunities that we created and the way we finished chances. In the second half, we knew whom we were playing against. They came out extremely strong, but we made life extremely difficult for them. We are happy to walk away tonight with a shutout. It is a great night for us. For us to come out here, play the way we did and execute, we just want to get better and in some ways we did tonight."

Marquette scored its first goal in the 12th minute. The possession started with a Becky Ryan carrying the ball in UWM near the top of the penalty box before it before dishing it off to Brittany Bares. Bares raced to the end line and sent a cross in front of the goal mouth where Compy was positioned far post and knocked it in past Panther keeper Jamie Forbes.

"Brittany served a great ball in and I think Compy has been waiting for this for a long time. She is a senior and for her to have the game winner, she stepped up. She snuck in far post and tucked it away. That is the job she is supposed to do," said Roeders.

Marquette made it 2-0 about 18 minutes later at the 30:35 mark. Sloan, who on her previous possession wound up with a break away but couldn't convert the opportunity, beat two UWM defenders to control the ball and found Becky Ryan 16 yards in front of the goal. Ryan then took one step and rolled the ball through the Panthers' defense where it bounced off the far post and in.

Marquette outshot the Panthers, 9-4, in the first half, including 4-1 on goal. Kulla's lone save of the first came following a UWM corner that bounced around the middle and Kreuser's shot from five yards out was swallowed by the sophomore keeper.

The Golden Eagles continued its aggressive attack in the early in the second half, but Wis.-Milwaukee also was able to turn it on firing off 15 shots in the final 45-minute stanza.

Marquette had a chance to make it a three-goal lead when Ashley Bares headed it to Danielle Martens who then got taken down in the box resulting in a penalty kick. However, Forbes guessed right and dove to stop Martens shot.

Marquette's backline stayed strong throughout the game especially during the Panthers attempted comeback over the final 37 minutes where they launched 13 shots, including four in the final 2:30 of the game.

#### Scoring Summary

1. 11:06 MARQ — Compy (B. Bares); 2. 30:35 MARQ — Ryan (Sloan)

| Statistics | Shots | Saves | Comers | Fouls | Offsides |
|------------|-------|-------|--------|-------|----------|
| Marquette  | 11    | 2     | 3      | 20    | 2        |
| Milwaukee  | 19    | 3     | 7      | 13    | 0        |

Halftime: Marquette 2, Milwaukee 0

Attendance: 1307



## 1/1 North Carolina 1, Marquette 0

Sept. 6 • Alumni Stadium (Notre Dame, Ind.) • (3-2-0)

NOTRE DAME, Ind. - Despite an all-around valiant effort by the Marquette women's soccer team, No. 1/1 North Carolina scored a second-half goal and snuck away with 1-0 win Sunday afternoon at the Inn at St. Mary's Classic hosted by Notre Dame. The loss snaps MU's three-game win streak as the Golden Eagles stand 3-2-0 overall.

North Carolina won the tournament and Marquette finished second. UNC finished 2-0, while Marquette and host Notre Dame each went 1-1. Senior Michelle Compy and sophomores Natalie Kulla and Rachael Sloan were named to the all-tournament team. Kulla was also named the tournament's most valuable goalkeeper.

"We battle Carolina toe to toe today and put forth a great effort," said head coach Markus Roeders. "The key was an aggressive mindset and staying organized. It took an outstanding shot to beat us and Carolina has many special players who are capable of doing so. We learned and got better today, and I am proud of our squad how we battled. Losing is no fun and the pain we feel will be a motivator going into future matches. Defensively, we played as a unit and everybody did their part from the goalkeeper all the way to the forwards. We created some opportunities and I am proud how the ladies executed the game plan."

Despite outshooting MU, 21-6, the Tar Heels only put five shots on goal. Natalie Kulla, with a sound defense in front of her, was credited with four saves.

The Golden Eagles and Tar Heels battled hard to a scoreless first half. The Golden Eagles had a quality attempt to get on the board in the 22nd minute, but UNC keeper Ashlyn Harris saved senior Becky Ryan's shot.

Alyssa Rich gave UNC its lone goal of the game at the 66:15 mark. Rich launched her shot from 18-yards out to the upper right corner out of reach for Kulla.

Marquette continued with its attacking mindset and played with a sense of urgency for the remainder of the second half.

"Our midfield and forwards were relentless on both ends of the field. Carolina is the No. 1 team in the nation for a reason, but we showed that we have an excellent squad. I am excited for what the future holds for us. It was total team effort for us and I am proud of every player on our squad for their contribution today," said Roeders.


### Scoring Summary

1. 66:15 UNC — Rich

| Statistics     | Shots | Saves | Comers | Fouls | Offsides |
|----------------|-------|-------|--------|-------|----------|
| Marquette      | 6     | 5     | 2      | 11    | 3        |
| North Carolina | 21    | 1     | 4      | 9     | 5        |

Halftime: Marquette 0, North Carolina 0

Attendance: 1205



## Marquette 3, Green Bay 0

Sept. 10 • Valley Fields • (4-2-0)

MILWAUKEE - A first-half goal from junior Stephanie Vasos, and two second-half strikes from senior Brittany Bares and sophomore Danielle Martens led the Marquette women's soccer team to a 3-0 shutout of Green Bay Thursday night at Valley Fields. With the win, the Golden Eagles improve to 4-2 overall and send the Phoenix home with their third consecutive loss to stand 1-4 overall.

"We are happy with the win. It wasn't easy though. We had to really try to put our game on to them and break them down," said head coach Markus Roeders. "We were able to build on our attack in the second half. It was more precise and we had more precision with every chance we had. I'm glad we were able to score those extra goals because I do think we created the opportunities. It was a good result for us and I give our team a lot of credit."

The Golden Eagles' offense came out in full force out shooting the Phoenix 26-1, including 11 attempts on goal. Green Bay's goalkeeping duo of Maddie

Drusch and Jennifer Sturchio denied Marquette eight times, knocking down five and three shots, respectively. MU keeper Natalie Kulla had a relatively easy night in net stopping GB's lone shot attempt in the first half.

Marquette pulled ahead, 1-0, during the 42nd minute when Vasos received a pass from sophomore Kerry McBride near the midfield line. Vasos then carried the ball down the sideline and eventually fired a shot from about 37 yards out. The ball soared right above Drusch's reach, giving Vasos her first goal of her career.

"Stephanie's shot was great. She went forward out of the back and put a great shot over the goalkeeper's head. I think that settled us down a little bit," said Roeders.

After firing off 10 shots over the first 26 minutes of the second half, the Golden Eagles added to their lead at the 76:43 mark when freshman Ashley Stemmeler found Bares near the top of the box. Stemmeler served the ball in from the right side right to Bares' foot where she one-timed it past Sturchio for her first goal of the season.

The Phoenix had a hard time with Marquette's pressure and couldn't keep the ball out their net for long, as only 26 seconds later Martens' diving header inside the box gave the Golden Eagles their third and final goal of the evening. Senior defender Allison McBride was credited with the assist.

"We try to keep building and we try to make things better. We have to keep working on our chances and our opportunities. First and foremost we want to win games. If it takes one goal and we get a shut out, we will take that. The ladies did well tonight, but give credit to Green Bay. We really had to work hard at our game and how we were going to break them down. We created many chances and maybe next time we could score a few more," said Roeders.

### Scoring Summary

1. 41:24 MARQ — Vasos (K. McBride); 2. 76:43 MARQ — B. Bares (Stemmeler); 3. 77:09 MARQ — Martens (A. McBride)

| Statistics | Shots | Saves | Comers | Fouls | Offsides |
|------------|-------|-------|--------|-------|----------|
| Green Bay  | 1     | 8     | 0      | 2     | 1        |
| Marquette  | 26    | 1     | 9      | 4     | 1        |

Halftime: Marquette 1, Green Bay 0

Attendance: 346

## Marquette 1, 23/-rv Minnesota 0

Sept. 13 • Valley Fields • (5-2-0)

MILWAUKEE - The Marquette women's soccer team earned its sixth straight home shutout dating back to the 2008 season with a 1-0 victory over No. 23 Minnesota Sunday afternoon at Valley Fields. Senior Becky Ryan scored Marquette's lone goal in the 49th minute. With the win, the Golden Eagles improve to 5-2-0 overall while the Gophers fall to 4-2-1.

"I'm really happy for our team. We had to grind it out today. It was tough mentally and physically, but we did an excellent job," said head coach Markus Roeders. "Minnesota is nationally ranked and have done well. We will take it and will move forward. The credit has to go to our entire team. It is team defense again and I thought we were solid all-around. We pride ourselves on not just winning, but getting shutouts as well, and that is against any opponent. I think we are on the right track. Today was another stellar performance."

For the game, the Golden Eagles held the advantage in the shots column, 12-9, including a 5-4 shots on goal differential. Sophomore goalkeeper Natalie Kulla made all four stops in 90 minutes in net, while Minnesota keeper Cat Parkhill made four saves.

The match was evenly fought throughout the first half with neither team getting a good opportunity to score until sophomore Rachael Sloan broke through the Golden Gopher defense during the 30th minute, leaving her one-on-one with Parkhill. Parkhill charged out of the net and was able to get a glove on the ball, but was unable to maintain control and it became loose inside the box. The Golden Eagles could not capitalize on the opportunity before a Minnesota defender knocked the ball out-of-bounds.

Sophomore Danielle Martens got another good look at the goal less than two minutes later. Junior Lauren Thut served the ball inside the Minnesota box to Martens who was positioned about 12 yards in front of the net. Martens blasted a shot, however, it traveled just right of the goal, leaving the game scoreless heading into halftime.

Coming out of the 15-minute intermission, Marquette scored the only goal it would need to capture the win at the 48:10 mark, when junior midfielder Julia Victor poked the ball through a Minnesota defender to Ryan, who was positioned 15 yards from the goal. Ryan pulled the trigger, sending a rocket past Parkhill on the far side.

"It takes one goal to win games. It was a great finish by Becky. She has been waiting on getting that one. She is one of our forwards that we can rely on to get the ball in the net, and she did a great job for us today," said Roeders.

Sunday's win over Minnesota marks the first over a ranked foe this season and second over an opponent from the Big Ten Conference. Marquette defeated Michigan, 1-0, on Aug. 30.

### Scoring Summary

1. 48:10 MARQ — Ryan (Victor)

| Statistics | Shots | Saves | Comers | Fouls | Offsides |
|------------|-------|-------|--------|-------|----------|
| Minnesota  | 9     | 4     | 5      | 8     | 0        |
| Marquette  | 12    | 4     | 7      | 13    | 0        |

Halftime: Marquette 0, Minnesota 0

Attendance: 5-2



## Marquette 2, USF 1

Sept. 17 • Valley Fields • (6-2-0, 1-0)

MILWAUKEE - Sophomore Kerry McBride scored the game-winning goal in the 89th minute to propel the Marquette women's soccer team over USF, 1-0, Thursday night in the two teams BIG EAST Conference lidifter at Valley Fields. The win helps Marquette improve to 6-2-0 overall, 1-0 in BIG EAST play, while the Bulls fall to 2-4-1, 0-1 BIG EAST.

"It was a tough match, said head coach Markus Roeders. "Give credit to USF. They came out here and played extremely hard. We got a little on our heels after they came out and scored out of the blue, but we came back. I think that shows the character of our team. We are 1-0 now in the BIG EAST. Those goals, those wins, those points are hard to come by now that we are into conference play. We did some really good things tonight. The way we played and how some of our attack was built. At the same time, USF is an improved team and didn't make it easy for us."

Sophomore Rachael Sloan provided MU its first goal of the game in the 21st minute. Freshman Ally McBride poked the ball through a USF defender to Sloan who took off towards the goal. Sloan beat her defender and sent a rocket from about 20-yards out to the right corner out of reach for USF keeper Malori Lofton-Maclachi.

The Bulls would not let up and got the equalizer at the 62:53 mark when Taylor Patterson found Chelsea Klotz at the near post, which left both teams to fight for the winning tally over the final 27 minutes of the game.

The Golden Eagles got their chance in the 89th minute when Sloan served the ball in from the end line where senior Becky Ryan got her head on it and flicked it to McBride in front of the goal. McBride, who was wide open in front of the net, knocked it over Lofton-Maclachi's head to win its first BIG EAST game of the season.

"Right place, right time for Kerry," said Roeders of McBride's goal. "It was a nice service. Becky got on the end of it and Kerry put herself in position to score a goal. We put her there for a reason and she finished it. It was great for her, great for our team. I'm really proud of the way we fought back tonight."

For the game, Marquette outshot the Bulls 17-9 and put six of those shots on target. Sophomore goalkeeper Natalie Kulla surrendered one goal, but made four saves over the 90 minutes in net.

### Scoring Summary

1. 20:32 MARQ — Sloan (A. Miller); 2. 62:53 USF — Klotz (Patterson); 3. 88:27 MARQ — K. McBride (Ryan, Sloan)

| Statistics | Shots | Saves | Comers | Fouls | Offsides |
|------------|-------|-------|--------|-------|----------|
| USF        | 9     | 4     | 3      | 10    | 1        |
| Marquette  | 17    | 4     | 1      | 10    | 1        |

Halftime: Marquette 1, USF 0

Attendance: 512

# WOMEN'S SOCCER

## Marquette 2, Western Michigan 0

Sept. 20 • Kalamazoo, Mich. • (7-2-0, 1-0)

KALAMAZOO, Mich. - The Marquette women's soccer team earned its fourth straight win Sunday afternoon in the form of an 2-0 shutout of Western Michigan in Kalamazoo, Mich. Senior Becky Ryan and junior Lauren Thut each scored a goal for the Golden Eagles who improve to 7-2 overall.

"We are happy with the win," said head coach Markus Roeders. "It wasn't our best performance, but we worked hard and the goals came. The sharpness and crispness of our game was missing which allowed for fundamental mistakes that are uncharacteristic of our squad. It also made the game less predictable and more difficult to read. But, the mark of a good team is the ability to win under any circumstances. It was a good effort because it isn't easy to win on the road. West Virginia is next so we know our game has to be at a higher level."

After a scoreless first half in which Marquette launched 11 shots, four on goal, Ryan tallied first in the 54th minute. Sophomore Ashley Bares served in the ball where Ryan got her head on it and knocked it in far post past Bronco keeper Julia Francy.

Five minutes later at the 58:36 mark, Western Michigan was called for a foul leaving Thut, one of MU's free kick specialists, to take the ensuing free kick. Thut's rocket from near midfield found the back of the net after it slipped through Francy's hands to put the score at 2-0.

Marquette kept pushing on offense for the remainder of the half, firing off three shots and three corner kicks, but was unable to put any of those attempts in the back of the net.

"Lauren's goal was a bid surprising since it was a long free kick and after Ashley came across the goalkeeper, the ball just went past the goalie in the net. We could have scored a few more but give credit to Western Michigan for hanging in there and competing well," said Roeders.

For the game, Marquette outshot the Broncos, 20-6, and put 11 of those shots on target. Sophomore goalkeeper Natalie Kulla registered her sixth shutout of the season and made three saves.

### Scoring Summary

1. 53:30 MARQ — Ryan (A. Bares); 2. 58:36 MARQ — Thut

| Statistics       | Shots | Saves | Comers | Fouls | Offsides |
|------------------|-------|-------|--------|-------|----------|
| Marquette        | 20    | 3     | 6      | 9     | 5        |
| Western Michigan | 6     | 9     | 2      | 12    | 0        |

Halftime: Marquette 0, Western Michigan 0

Attendance: 202

## West Virginia 1, Marquette 0

Sept. 24 • Morgantown, W. Va. • (7-3-0, 1-1)

MORGANTOWN, W. Va. - Despite out-shooting West Virginia, 13-8, a late goal by WVU's Caroline Szwed in the 87th minute ended the Marquette women's soccer team four-game win streak Thursday evening as the Mountaineers earned a 1-0 victory at Dick Dlesk Stadium. The loss puts Marquette at 7-3-0 overall, 1-1-0 in BIG EAST play, while West Virginia earns its first BIG EAST Conference win to stand 4-2-4 overall, 1-0-1 BIG EAST.

"This is a tough loss for our team," said head coach Markus Roeders. "We did everything but score a goal. Give West Virginia credit for battling and creating the golden chance at the end. This is a hard pill to swallow after an excellent effort put forth by our team. We showed again that this is a talented team who will give 100 percent every single time. As painful as it is, we will take the positives and move forward."

Szwed scored what would be the game winner at the 87:08 mark. Bry McCarthy served the ball in from the left side to Szwed who was six yards in front of the goal and headed it in near post past sophomore goalkeeper Natalie Kulla.

For the game, Kulla made one save, while WVU's Kerri Butler made five stops.

Offensively, Marquette created many opportunities inside WVU's lower third, but was unable to capitalize. Five of MU's 13 shots were on target and it was awarded five corner kicks. Sophomore Rachael Sloan registered a game-high six shots.

Both West Virginia and Marquette created chances in the first half, but neither team was able to convert. The Golden Eagles had the upper hand offensively taking three shots and putting two of those on goal, while the Mountaineers registered two shots.

After a scoreless first half in which the Golden Eagles had the upper hand offensively taking three shots and putting two of those on goal, Marquette continued attacking in the second half firing off three shots in the first 10 minutes of the second stanza. Ten of its total 13 shots came in the second half.

Marquette had one of its best chances in the 55th minute when senior Michelle Compy served the ball in to sophomore Rachael Sloan who got her head on it, but sent the ball wide.

### Scoring Summary

1. 53:30 WVU — Szwed (McCarthy)

| Statistics    | Shots | Saves | Comers | Fouls | Offsides |
|---------------|-------|-------|--------|-------|----------|
| Marquette     | 13    | 1     | 5      | 8     | 4        |
| West Virginia | 7     | 5     | 3      | 5     | 2        |

Halftime: Marquette 0, West Virginia 0

Attendance: 599

## Pittsburgh 0, Marquette 0 • 20T

Sept. 27 • Valley Fields • (7-3-1, 1-1-1)

MILWAUKEE - The Marquette women's soccer team opened their five-game homestand with a 0-0 double overtime tie against Pittsburgh Sunday afternoon at Valley Fields. The tie marks the Golden Eagles first of the season, bringing the family to 7-3-1 (1-1-1 BIG EAST) on the season, and the Panthers third, giving them a 5-2-3 record (0-0-3 BIG EAST).

"We have played two games in a row where I thought we played extremely well and just couldn't score," said head coach Markus Roeders. "I like the way we played today. Defensively, we didn't allow many chances and we worked hard on both ends of the field. What can you say, 0-0 is part of the game of soccer. You don't like to have it, rather be on the winning end of it, but the effort was there. I thought the way we played was effective, but we just couldn't put the ball away."

Although, play was even between the two teams for the majority of the first half, the Golden Eagles out-shot the Panthers, 5-2. Sophomore Rachael Sloan gave Marquette their first opportunity during the 24th minute of play, when she fired a shot from 15 yards out on the near-post side, however, Panther keeper Morie Kephart made the save.

The Golden Eagles began the second half with a bang, racking up five corners and firing off three shots in the first six minutes. During regulation, Marquette out-shot Pittsburgh 20-3 and pressured the Panther defense to acquire a total of eight corner kicks. Sloan led the attack in the second half with a team-high five shots, four of which were on goal. Sophomore Kerry McBride registered four shots, while junior Stephanie Vasos and senior Becky Ryan each tallied three apiece.

Ryan had back-to-back opportunities during the 60th and 61st minutes. The first drive blast came at 59:02, when senior Michelle Compy crossed the ball into Ryan, who was positioned near the center of the net. With a defender on her back, Ryan blasted a shot but Kephart came up with the save. A little over a minute later, Ryan collected a serve in the box, dribbled past several Panther defenders creating a one-on-one opportunity. Ryan pulled the trigger, but the shot went high.

Marquette saw another opportunity during the 75th minute of play when junior defender Stephanie Vasos served the ball to Kerry McBride, whom was positioned on the far side of the box. McBride fired a shot from about 18 yards out, only to have the blast skim the crossbar.

The game was nearly decided during the first extra frame, when Panther midfielder, Ashley Kuba, broke through the Golden Eagle defense and around keeper, Natalie Kulla, giving her the opportunity at an open net. Luckily for Marquette, Kuba's shot hit the near post and rolled out-of-bounds.

Ryan saw yet another opportunity during the 106th minute, when she ripped a shot from about 25 yards out, Kephart was forced to punch the shot over the back of the net in order to make the save.

For the game, Marquette out-shot Pittsburgh 26-4, putting 11 shots on goal to the Panthers four. Morie Kephart came up with all 11 saves and sophomore goalkeeper Natalie Kulla was credited with one over the entire 110 minutes in net.

### Scoring Summary

None

| Statistics | Shots | Saves | Comers | Fouls | Offsides |
|------------|-------|-------|--------|-------|----------|
| Pittsburgh | 4     | 11    | 1      | 9     | 1        |
| Marquette  | 26    | 1     | 9      | 12    | 3        |

Halftime: Marquette 0, Pittsburgh 0

Attendance: N/A



## 13/13/12 Rutgers 3, Marquette 1

Oct. 2 • Valley Fields • (7-4-1, 1-2-1)

MILWAUKEE - The Marquette women's soccer team dropped a 3-1 decision to No. 13 Rutgers Friday night at Valley Fields. Junior Rosie Malone-Povolny scored MU's lone goal in the at the 13:02 mark. The loss puts the Golden Eagles at 7-4-1 overall, 1-2-1 in BIG EAST play, while the Scarlet Knights improve to 9-1-2, 3-0-1 in BIG EAST action.

Marquette out-shot Rutgers 19-6 on the match, putting six shots on goal to the Scarlet Knight's five. Rutgers keeper Erin Guthrie came up with five saves and Marquette's Natalie Kulla stopped two.

The Golden Eagles found the back of the net at the 13:02 mark, when defender Allison McBride served a corner kick to Malone-Povolny, who was set up to the left of the keeper about five yards outside of the net. Amidst the scramble in the box, Malone-Povolny put her head on the ball, sending it past Guthrie. The goal Malone-Povolny's first of the season.

"I thought we came out very well and scored a great goal on a set play. Rutgers quickly responded and came back right away. I thought we struggled for the rest of the first half in terms of staying organized and what we accomplished in the first 15 minutes of the game," said head coach Markus Roeders.

Rutgers wasted little time getting back into the game, scoring the equalizer a just over two and a half minutes later. Karla Schacher scored the Scarlet Knight's first of the night, scoring off of a header off of a free kick taken Julie Lancos.

During the 21st minute of play, April Price made it 2-1 in favor of the Scarlet Knights with her shot that sailed just over Kulla's head and in the back of the net.

Junior Julie Victor nearly tied the game at the 50:01 mark, when she launched a direct kick from about 30 yards out, however her shot hit the crossbar and the Golden Eagles still trailed by one. Fourteen of MU's 19 shot attempts came in the second half.

"It is unfortunate, but give Rutgers credit. I thought we played better in the second half, but then they put away that free kick. Once we were down two (goals), we searched a bit on getting back, but never managed to do so. It is a disappointing result, not necessarily of how we played, but of some inconsistencies, and you can't have that against a good team," said Roeders.

Rutgers scored their third and final goal of the match on a free kick when Julie Lancos buried the ball into the far post from 25 yards out. Three of the four goals scored in the night's match were off of set plays, proving just how important it is to capitalize on restarts.

### Scoring Summary

1. 13:02 MARQ — Malone-Povolny (A. McBride); 2. 15:47 RU — Schacher (Lancos); 3. 20:18 RU — Price (Schacher); 4. 54:09 RU — Lancos.

| Statistics | Shots | Saves | Comers | Fouls | Offsides |
|------------|-------|-------|--------|-------|----------|
| Rutgers    | 6     | 5     | 0      | 17    | 1        |
| Marquette  | 19    | 3     | 8      | 10    | 2        |

Halftime: Rutgers 2, Marquette 1

Attendance: 303

## Marquette 3, Seton Hall 0

Oct. 4 • Valley Fields • (8-4-1, 2-2-1)

MILWAUKEE - First-half goals from senior Kelly Wepking, sophomore Rachael Sloan and freshman Ashley Stemmeler gave the Marquette women's soccer team a 3-0 victory over Seton Hall Sunday afternoon at Valley Fields. With the win, the Golden Eagles improve to 8-4-1 overall, 2-2-1 in BIG EAST play, while the Pirates remain winless in league action, 0-4-1, and stand 4-7-1 overall.

"We have hoped for a win like this for a while because of the chances we create and we did so again today," said head coach Markus Roeders. "A lot of players were involved. Basically everyone who could play ended up playing. We have to be pleased. We finally earned the result we have been looking for based on our play, what we are trying to do and opportunities we are creating. I am happy with our team and all of the players deserve credit whether or not they were directly involved with the goals or assists. It is definitely a positive to build upon after Friday. I thought we had a very nice performance this afternoon."

Marquette first found the back of the net during the 14th minute of play when Sloan received a ball inside the 18-yard box from junior Lauren Thut. Sloan beat a defender to find herself one-on-one with Seton Hall goalkeeper Jennifer Pettigrew. Sloan quickly maneuvered around Pettigrew and blasted a shot into the far post from eight yards out.

Marquette went ahead 2-0 and Thut earned her second assist on the game at the 35:13 mark, when she served a free kick to Kelly Wepking, who was positioned seven yards in front of the goal. Wepking got her head on the ball and knocked it in near post for her first goal of the season.

Stemmeler scored her first career goal and the third and final goal of the game with just under seven minutes remaining in the first half. Stemmeler's chip past Pettigrew made her the 11th Golden Eagle to register a goal this season.



# MARQUETTE

The Golden Eagles continued its barrage of shots in the second half and saw multiple opportunities to score with Ally Miller, Lindsey Page, Lauren Thut and Stephanie Vasos each putting shots on target.

The Marquette offense out-shot the Pirates 21-7. Sophomore goalkeeper Natalie Kulla finished with a clean sheet, her eighth of the season, and made one save.

#### Scoring Summary

1. 13:58 MARQ — Sloan (Thut); 2. 35:13 MARQ — Wepking (Thut); 3. 38:02 MARQ — Stemmeler (Martens)

| Statistics | Shots | Saves | Comers | Fouls | Offsides |
|------------|-------|-------|--------|-------|----------|
| Seton Hall | 7     | 5     | 2      | 7     | 2        |
| Marquette  | 21    | 1     | 6      | 11    | 4        |

**Halftime:** Marquette 3, Seton Hall 0  
**Attendance:** 252

## Marquette 3, 24/13/RV Connecticut 2 • 20T

Oct. 9 • Valley Fields • (9-4-1, 3-2-1)

MILWAUKEE - A resilient Marquette women's soccer team overcame a 2-0 first-half deficit to defeat No. 24/13 Connecticut, 3-2, in double overtime Friday evening on Senior Night at Valley Fields.

After the Huskies went ahead 2-0 by the 20th minute, junior Stephanie Vasos and senior Anna Sawicki helped even the score for the Golden Eagles each scoring goals late in the first half, while sophomore Rachael Sloan put away the game winner in the 108th minute. With the win the Golden Eagles improve to 9-4-1 overall (3-2-1 BIG EAST), while UConn falls to 9-4-0 (4-2 BIG EAST).

"What a great game," said head coach Markus Roeders. "From getting down on a couple of shots in the first half, where I thought we played really well, to really being scrappy and coming back. We got one back and then the second, which gave us some extra momentum. In the second half, I thought we lost a bit of our possession and how we were playing the game, but I thought we picked it back up. You have to keep knocking on the door and eventually they are going to go in. I'm so proud of our team. They worked so hard for this. These are the type of moment this program is built on. This team, tonight, added another moment in time to it. We have a lot of pride in what we do and how we do it. I'm just thrilled. I'm thrilled for our team and for our seniors. They got rewarded for what they put in."

Danielle Dankin put the Huskies scored the Huskies' first goal in the 15th minute of play when she blasted a shot from about 35 yards out into the far post beyond Kulla's reach.

The Huskies found the back of the net for the second time at the 19:59 mark when Linda Ruutu served the ball inside the box to Melissa Busque, who was positioned five yards in front of the goal mouth. Busque was able to get a foot on the ball, giving UConn the 2-0 advantage.

With just under five minutes left in the first half, the Marquette offense stepped up their game quickly eliminating the deficit. Vasos put away her second goal of the season at the 40:41 mark, when junior Lauren Thut served a ball to the far post where Vasos was positioned. Amidst the scramble of defenders, Vasos put a head on the ball, sending it over the head of UConn keeper Jessica Dulski and into the back of the net.

Just under two minutes later, Sawicki scored the equalizer. Surrounded by Connecticut defenders and about five yards out, Sawicki tapped the ball in after it had bounced off the crossbar, marking her first goal of the season.

Ashley Bares nearly scored the game winner during the 77th minute of play, when Thut, on a free kick, served the ball into the box to Bares. Bares got her head on the ball, but it traveled in the wrong direction, leaving the game tied at two at the end of regulation.

Two key saves from Dulski kept the Huskies in the game during the first overtime period. During the 97th minute of play, Julia Victor blasted a shot from 20 yards out, but Dulski was able to punch the shot up and over the net, leaving the score tied. Dulski denied Marquette another potential game-winner just moments later when she came up with a direct kick taken by Thut.

The match was decided at the 107:10 mark when Rosie Malone-Povolny fed Sloan the ball inside of the box. Sloan drew the keeper out and drilled the game winner into the far side of the net.

For the game, Marquette put up twice as many shots as Connecticut, 22-11. UConn's keeper Jessica Dulski had seven saves for the night, while Marquette keeper sophomore Natalie Kulla made one stop.

#### Scoring Summary

1. 14:31 UCONN — Dakin; 2. 19:59 UCONN — Busque (Ruutu); 3. 40:41 MARQ — Vasos (Thut); 4. MARQ — Sawicki; 5. MARQ — Sloan (Malone-Povolny)

| Statistics  | Shots | Saves | Comers | Fouls | Offsides |
|-------------|-------|-------|--------|-------|----------|
| Connecticut | 11    | 7     | 3      | 14    | 1        |
| Marquette   | 22    | 1     | 7      | 13    | 3        |

**Halftime:** Connecticut 2, Marquette 2  
**Attendance:** 220

## Providence 0, Marquette 0 • 20T

Oct. 11 • Valley Fields • (9-4-2, 3-2-2)

MILWAUKEE - Despite out-shooting Providence, 24-5, the Marquette women's soccer team was unable to convert any of its chances and tied Providence, 0-0, at Valley Fields Sunday afternoon. The draw brings the Golden Eagles to 9-4-2 overall (3-2-2 BIG EAST), while the Friars stand 7-5-3 overall (2-3-2 BIG EAST).

"There are no easy matches and we saw that today. Providence came out here and had a good outing," said head coach Markus Roeders. "I am proud of what our team did today. We did everything we could have, should have but just didn't score. We had a lot of chances, but didn't finish those. It was a great effort and our standards are pretty high. There is always an uneasy feeling or sense of not being satisfied when you don't get the result. We finish out the year with another shutout at home, and now it is time to go on the road."

The Golden Eagles saw an abundance of offensive opportunities and forcing Providence keeper Jill Schott to make 10 saves on the day.

The Golden Eagles nearly found the back of the net during the 44th minute of play, when freshman Ashley Stemmeler served the ball inside of the box in the direction of junior Ashley Bares and senior Anna Sawicki. Sawicki and Bares found themselves amidst a slew of Providence defenders, but Bares was able to get a toe on the ball and put a shot on the net, however Schott came up with the ball leaving the score tied at the half.

Senior Allison McBride stopped a potential Providence game winner during the 84th minute of play, when Friar forward Jill Camburn shook Katie Miller and made a break down the field. Camburn got as far as the top of the box before McBride came from the far side to make the tackle, preventing Camburn from taking a shot.

In overtime, senior Becky Ryan saw a chance during the 96th minute of play when she put a toe on a cross from Stephanie Vasos. The shot, from about 10 yards out, didn't have enough power to get past Schott as she came up with the save.

The Golden Eagles nearly knocked in the game winner with only nine seconds remaining when junior Julia Victor served a ball into Bares, who was positioned about 10 yards out. Bares blasted her shot, but it was saved, thus ending Marquette's hopes of victory.

#### Scoring Summary

None

| Statistics | Shots | Saves | Comers | Fouls | Offsides |
|------------|-------|-------|--------|-------|----------|
| Providence | 5     | 10    | 1      | 7     | 1        |
| Marquette  | 24    | 0     | 8      | 15    | 2        |

**Halftime:** Marquette 0, Providence 0  
**Attendance:** 225

## -/22/- Marquette 1, Cincinnati 0

Oct. 16 • Cincinnati, Ohio • (10-4-2, 4-2-2)

MILWAUKEE - Junior forward Ashley Bares scored the only goal the No. 22 Marquette women's soccer team would need to defeat Cincinnati at Gettler Stadium, 1-0, Friday evening. The Golden Eagles earned a crucial road win and improve to 10-4-2 overall, 4-2-2 in BIG EAST play, while the Bearcats fall to 7-8-1 overall, 2-5-1 in league play.

"Congrats to our team on an outstanding win in a tough environment," said head coach Markus Roeders. "We played effective soccer under the conditions and Cincinnati isn't an easy opponent to beat at home. For us to come here and walk away with a win and a shutout, we are very pleased. As much as we would have loved to possess the ball more, we created some great chances and probably could have scored a couple more."

Bares scored Marquette's lone goal in the 36th minute, after entering the game just seven minutes earlier. Sophomore Rachael Sloan served the ball in from the right side after she beat a Bearcat defender in the corner. Bares found herself in striking distance as she beat her defender and headed it in near post from seven yards out. It was Bares first goal of the season and ninth game winner of her career.

Marquette dominated play, holding the Bearcats to just two shots, while the Golden Eagles fired off 15, eight of which were on target. Marquette attacked from the opening whistle launching 10 of its 15 shots in the first half.

Following the score, the Golden Eagles looked for an insurance goal with Sloan, senior Becky Ryan, and junior Rosie Malone-Povolny all put shots on goal. Sophomore Lindsey Page nearly gave MU a 2-0 lead early in the second frame as she found herself one-on-one with Bearcat keeper Andrea Kaminski, but pushed her shot wide right of the goal.

Sophomore goalkeeper Natalie Kulla earned her 10th shutout of the season after a relatively easy night in goal not having to make a stop. Cincinnati keeper Andrea Kaminski registered seven saves for the game.

#### Scoring Summary

1. MARQ — A. Bares (Sloan)

| Statistics | Shots | Saves | Comers | Fouls | Offsides |
|------------|-------|-------|--------|-------|----------|
| Marquette  | 15    | 0     | 5      | 9     | 3        |
| Cincinnati | 2     | 0     | 2      | 7     | 17       |

**Halftime:** Marquette 1, Cincinnati 0  
**Attendance:** 281

## -/22/- Marquette 2, Louisville 0

Oct. 18 • Louisville, Ky. • (11-4-2, 5-2-2)

LOUISVILLE, Ky. - Senior Brittany Bares scored two first-half goals to lead No. 22 Marquette over Louisville, 2-0, Sunday at Cardinal Park. The Golden Eagles earned another crucial road win and improve to 11-4-2 overall, 5-2-2 in BIG EAST play, while the Cardinals fall to 4-11-0 overall, 1-7-0 in league play.

"Great win for our team! It was an expected challenge, but our squad responded," said head coach Markus Roeders. "Brittany was very opportunistic and the goals couldn't have come at a better time. She put herself in the right place finishing the first one and the second was more like a cross that became a shot and a goal. It is a great result and earning another shutout is excellent. Louisville was a team that still had fight and is as good as we thought; give them credit."

After a sluggish start, Marquette found its rhythm and went ahead 1-0 in the 30th minute (29:27). Lindsey Page got in front of a Louisville clear, got her foot on the ball and pushed it to Bares. Bares finished it off and knocked it in past Taylor Vancil.

She scored her second goal 58 seconds later at the 30:25 mark as she drilled her shot from 25 yards out to the top left corner.

The Golden Eagles looked to score more to cushion its lead with sophomore Rachael Sloan, junior Lauren Thut and senior Michelle Comply all putting shots on goal in the final 60 minutes of play.

Overall, Marquette dominated play holding the Cardinals to just six shots, while the Golden Eagles fired off 15, five of which were on target.

Sophomore goalkeeper Natalie Kulla earned her 11th shutout of the season and made three stops on the day. Vancil registered three saves for the game.

"We started out sluggish and Louisville had a couple of chances in the first 25 minutes. Kulla came up big on a close range shot and Louisville put another ball wide shortly after she had to rush off her line. As the game went on, we dominated more and more of the play and a couple of nice chances should have been converted," said Roeders.

#### Scoring Summary

1. MARQ — B. Bares (Page); 2. MARQ — B. Bares

| Statistics | Shots | Saves | Comers | Fouls | Offsides |
|------------|-------|-------|--------|-------|----------|
| Marquette  | 15    | 3     | 8      | 12    | 2        |
| Louisville | 6     | 3     | 2      | 14    | 0        |

**Halftime:** Marquette 2, L: 0  
**Attendance:** 369

## RV/18/- Marquette 1, Syracuse 0 • 20T

Oct. 23 • Syracuse, N.Y. • (12-4-2, 6-2-2)

SYRACUSE, N.Y. - Sophomore Rachael Sloan's golden goal in the 101st minute gave the No. 18 Marquette women's soccer team a 1-0 victory at Syracuse in double overtime Friday evening. With the win, the Golden Eagles own sole possession of first place in the BIG EAST American Division with a 6-2-2 BIG EAST record (12-4-2 overall). Marquette will play at St. John's for the division championship Sunday at 1 p.m. ET/12 p.m. CT.

Sloan netted the game winner, her fourth of the season, at the 100:39 mark. Sophomore Kerry McBride fed the ball to Sloan who was positioned at top of the 18-yard box. Sloan took one touch and sent the ball past Syracuse goalkeeper Eliza Bennett-Hattan on her right side to give the win.

"Congrats to our team on a great effort and the win tonight," said head coach Markus Roeders. "Syracuse was a tough opponent, as expected, and we knew it wouldn't be easy to break them down. As much as we wanted to finish and win the game in 90 minutes, we always prepare ourselves for 110 minutes. It wasn't our most fluid and effective game, Syracuse and the wet conditions made it tough, but we created the chance to score earlier and often. Becky had a golden chance that could've sealed the match earlier, but the awareness and finish on the goal was brilliant. Lauren and Kerry drew the defense out and Kerry's pass found Sloan, who as a goal scorer wants to be in that spot. It was a beautiful finish. Give our team credit, defensively they were outstanding again and we kept elevating our play throughout the match. All of us will look forward to Sunday and an opportunity to win a championship. St. John's will be fired up and we know they are very good. We have to step up one more time as we have done many times this year. It should be a great game."

The win also helped Marquette secure a first-round by in the BIG EAST Conference Tournament which begins Thursday, Oct. 29, and will host a quarterfinal match at Valley Fields on Sunday, Nov. 1.

"Being guaranteed a BIG EAST Conference Tournament quarterfinal spot at home is something we have played for since day one. Congrats to the ladies, they earned it with their play and results throughout the year. We are very proud of them," said Roeders.

The Golden Eagles controlled play throughout the game despite the slick conditions due to constant rain. Overall, Marquette created many opportunities to win the game in regulation and in the first overtime. The Golden Eagles out shot the Orange, 15-3, putting eight of those attempts on goal. Bennett-Hattan came up big for Syracuse with seven saves. Sophomore goalkeeper Natalie Kulla earned her league-leading 12th shutout while having a relatively easy night in net only having to make one stop.

Marquette attacked from the opening whistle firing off seven shots, five

# WOMEN'S SOCCER

which were on target, in the first half. McBride, Sloan, and senior Michelle Compy each had shots that were saved by Bennett-Hattan. Senior Becky Ryan had an opportunity to put Marquette on the board early in the 21st minute when she launched a shot that skimmed the crossbar of the goal.

It was much of the same in the second half as the Golden Eagles continued to create chances, but were unable to convert. Ryan, Sloan, and juniors Rosie Malone-Povolny and Kristi Laurenzi each registered shots in the second stanza.

Marquette had two quality opportunities in the first overtime period when junior Ashley Bares served in the ball to Michelle Compy, but her header sailed just inches wide of the far post at the 92:06 mark, and Ryan's shot was saved by Bennett-Hattan in the 97th minute.

## Scoring Summary

1. 100:39 MARQ — Sloan (K. McBride)

| Statistics | Shots | Saves | Comers | Fouls | Offsides |
|------------|-------|-------|--------|-------|----------|
| Marquette  | 14    | 1     | 9      | 4     | 8        |
| Syracuse   | 3     | 7     | 1      | 8     | 0        |

Halftime: Marquette 0, Syracuse 0

Attendance: 165

## rv/18/- Marquette 1, St. John's 0

Oct. 25 • Queens, N.Y. • (13-4-2, 7-2-2)

QUEENS, N.Y. - Senior Becky Ryan scored the only goal the No. 18 Marquette women's soccer team would need to defeat St. John's 1-0 and capture its first ever BIG EAST American Division Title. The win also gave head coach Markus Roeders his 200th career victory.

Marquette end regular-season play 13-4-2 overall, 7-2-2 BIG EAST, while the Red Storm finish second in the league standings with a 6-4-1 BIG EAST mark, 12-5-1 overall.

Ryan's game winner came at the 86:16 mark. Senior Michelle Compy served the ball into Ryan who hit the post on her first attempt. The ball came back to sophomore Rachael Sloan who headed it back to Ryan and Ryan knocked it in for the score.

For the game, Marquette out-shot St. John's 20-10, putting half its attempts on net. Sophomore goalkeeper Natalie Kulla had a stellar performance in net and made a season-high seven saves for the game to earn her league-leading 13th shutout of the season. Kristin Russell came up with nine saves for the Red Storm.

It was an equal opportunity first half with Marquette holding a slight advantage in the shots column, 9-7. Marquette had four quality chances in the first, with shots coming from Compy, Becky Ryan, Rosie Malone-Povolny and Rachael Sloan.

Marquette pressured immediately at the start of the second half firing five shots in the first seven minutes of the frame. Brittany Bares, Malone-Povolny, Ryan and Sloan each had chances that they were unable to convert in the first five minutes of the second half.

One of the Golden Eagles' best chances of the game came when St. John's was called for a foul in the 52nd minute. That served in the ball to Rachel Brown who controlled it and put it on goal where Russell had to dive across the goalmouth for the save.

## Scoring Summary

1. 86:16 MARQ — Ryan (Sloan)

| Statistics | Shots | Saves | Comers | Fouls | Offsides |
|------------|-------|-------|--------|-------|----------|
| Marquette  | 20    | 7     | 2      | 5     | 0        |
| St. John's | 11    | 9     | 3      | 3     | 2        |

Halftime: Marquette 0, St. John's 0

Attendance: 441

## rv/12/23 Marquette 1, Villanova 0

Nov. 1 • Valley Fields • (14-4-2, 7-2-2)

BIG EAST Tournament Quarterfinals

MILWAUKEE - The No. 12 Marquette women's soccer team earned a berth in the BIG EAST Tournament Semifinals for the fourth time in program history thanks to a 1-0 victory over Villanova Sunday afternoon at Valley Fields. Junior Lauren Thut scored the Golden Eagles' lone goal in the 37th minute.

The win is the fifth straight for the Golden Eagles who improve to 14-4-2 overall on the season, while the Wildcats close out their season 11-5-5 overall.

Marquette will play No. 3 American Division seed West Virginia Friday, Nov. 6 at 5 p.m. EST/4 p.m. CST at Morrone Stadium on the campus of the University of Connecticut. The game will be broadcast live on CBS College Sports with Ann Schatz and Tammy Blackburn on the call.

Reigning BIG EAST Goalkeeper of the Week Natalie Kulla earned her 14th shutout of the season, while the Golden Eagles held Villanova to eight shots. Sophomore Rachael Sloan, the BIG EAST Offensive Player of the Week, led MU's attack registering six of the team's 18 total shots.

Marquette had the first quality scoring opportunity of the game in the 27th minute as senior Becky Ryan headed forward a punt from sophomore goalkeeper Natalie Kulla and deflected the ball of the head of a Wildcat defender as sophomore Rachael Sloan ran onto the ball in the box. Sloan rocketed a shot from 12 yards out which sailed just over the crossbar.

At the 36:51 mark, Thut lined up to take Marquette's only corner kick of the first half, and hit the inside of the far post with her serve which deflected into goal for her second goal of the season.

Marquette's stifling defense held the Wildcats to just four shots in the first half, none of which were on frame. The Golden Eagles forced Villanova goalkeeper Molly Williams to make two saves in the first half on shots on goal by Sloan and senior Brittany Bares.

Following Thut's goal, the Golden Eagles saw more chances in the second half to cushion their lead. In the 57th minute, Ryan served the ball from the right side of the field to the far side of the post, finding the head of Sloan, who directed the ball just wide.

With less than ten minutes remaining in the match, Sloan took control of a ball that squirted out of a tackle on the left side of the field and carried the ball into the box, forcing Villanova goalkeeper Williams to stifle the play 12 yards from the goal.

Villanova had an opportunity to even the score when a Marquette foul gave the Wildcats a direct kick from 30 yards. Rachel Schuyler lined up to take the kick on the right side of the box, but struck it high over the crossbar.

With seven minutes on the clock, senior defender Allison McBride stopped a Villanova goal to cement the victory and prevent the Wildcats from netting the equalizer. Grace Hawkins pushed the ball up the left side of the field and carried it into the box, forcing Kulla to come out of net to cut the angle. Hawkins' shot was on line to find the back of the net, but McBride cleared the ball off the goal line.

## Scoring Summary

1. 36:51 MARQ — Thut

| Statistics | Shots | Saves | Comers | Fouls | Offsides |
|------------|-------|-------|--------|-------|----------|
| Villanova  | 8     | 7     | 4      | 10    | 0        |
| Marquette  | 18    | 1     | 5      | 14    | 5        |

Halftime: Marquette 1, Villanova 0

Attendance: 603

## rv/10/23 Marquette 1, RV/24/- West Virginia 0

Nov. 6 • Storrs, Conn. • (15-4-2, 7-2-2)

BIG EAST Tournament Semifinals

STORRS, Conn. - Sophomore Rachael Sloan's goal in the 27th minute was all the No. 10 Marquette women's soccer team needed to defeat West Virginia, 1-0, Friday night and advance to its first-ever BIG EAST Tournament Championship. The Golden Eagles will play the winner of Notre Dame/St. John's on Sunday, Nov. 8 at Noon ET at Morrone Stadium on the campus of the University of Connecticut. The game will be broadcast live on CBS College Sports, BIG EAST TV, which will be televised locally in Milwaukee on Sports32.

The win puts Marquette at 15-4-2 on the season and pushes its unbeaten streak to nine games, while the Mountaineers fall to 9-6-6 overall.

Sloan put Marquette on the board in the 26th minute after West Virginia was whistled for a foul in its own lower third. Junior Julia Victor took the ensuing free kick and sent it to the left side to senior Brittany Bares. Bares controlled the bar and served it across the goal mouth where Sloan one-timed it past West Virginia keeper Kerri Butler.

The goal marked Sloan's sixth of the season and fifth game winner.

Marquette pressured early with Sloan having a great opportunity in the third minute. Sloan found herself one-on-one with a West Virginia defender about 10 yards in front of the goal. She tried to turn and shoot, but was smothered by two members of the Mountaineer defense and the ball was knocked away.

The Golden Eagles had four additional opportunities in the first half as Kristi Laurenzi, Lindsay Page, and Becky Ryan all registered shots on goal, while Marquette's defense swallowed virtually every opportunity the Mountaineers tried to create. The Golden Eagles limited WVU to just two shots for the first half.

West Virginia nearly tied the game early in the second half at the 49:00 minute mark. Kulla mishandled Megan Mischler's shot from 15 yards out. Mischler then charged forward and gained control of the loose ball, but her shot hit the post and ricocheted out of bounds.

Moments later Marquette had a great opportunity to get an insurance goal when Stephanie Vasos served the ball into the 18-yard box to a wide-open Ashley Bares. Bares got her head on it, but sent the ball high over the goal.

West Virginia continued to pressure with nine shots in the second half, but Marquette's defense was superb denying every chance the Mountaineers had. Kulla earned her 15th shutout of the season and finished the game with six saves, all in the second half.

## Scoring Summary

1. 26:35 MARQ — Sloan (B. Bares, Victor)

| Statistics    | Shots | Saves | Comers | Fouls | Offsides |
|---------------|-------|-------|--------|-------|----------|
| West Virginia | 11    | 6     | 0      | 6     | 0        |
| Marquette     | 11    | 6     | 0      | 10    | 0        |

Halftime: Marquette 1, West Virginia 0

Attendance: NA





**4/7/7 Notre Dame 2, RV/10/23 Marquette 1,**  
**Nov. 6 • Storrs, Conn. • (15-5-2, 7-2-2)**  
**BIG EAST Tournament Championship**

STORRS, Conn. — The No. 10 Marquette women's soccer team fell just short in its first title game of the BIG EAST Championship Sunday with a 2-1 heart-breaking loss to No. 4 Notre Dame at Morrone Stadium on the campus of the University of Connecticut. With the win, the Irish claim their 11th BIG EAST Tournament Title, the league's automatic berth in the NCAA Tournament and improve to 17-3-1, while the Golden Eagles stand at 15-5-2 overall.

Rachael Sloan, who scored the lone goal for Marquette against Notre Dame, was named to the all-tournament team along with senior Becky Ryan and junior Rosie Malone-Povolny.

"It was a great battle and championship match," said BIG EAST Coach of the Year Markus Roeders. "We are extremely proud of our team and effort. It isn't the result we wanted and played for today but we will learn from it and regroup quickly. Our season isn't over, now we need to await our fate in the NCAA tournament. We ask all our fans to come out to the Annex for the NCAA Selection Show tomorrow to celebrate what this team has done so far this season and find out the draw for the upcoming games."

There was an abundance of opportunities for both teams in the first half, with Marquette owning a slight edge in the shots column, 8-7.

The Golden Eagles were awarded a corner kick in the second minute but were unable to convert the opportunity. In the 12th minute, Marquette had another great chance when junior Julia Victor found Michelle Compy wide open on the far post. Compy got her head on the ball, but the Notre Dame defense knocked it out of bounds past the end line. On the ensuing corner kick, McBride's header was saved by ND goalkeeper Nikki Weiss.

Notre Dame found the back of the net on its next possession in the 13th minute. Melissa Henderson received the ball in the 18-yard box and tapped it to Lauren Fowlkes. Fowlkes controlled the ball and knocked it in past Kulla to the right corner of the net.

Sloan got the equalizer 10 minutes later at the 22:12 mark. Junior Julia Victor chipped the ball over the Fighting Irish defense in the direction of Sloan, who was five yards in front of the goal. Sloan got in front of her defender and headed the ball over Weiss for the score.

The Golden Eagles found themselves in a dangerous situation in the 40th minute, and the Fighting Irish were almost able to capitalize. ND's Michelle Weissenhofer sent her signature flip throw-in into the box where Fowlkes hit the post on her attempt. Henderson gathered the rebound, but her shot also hit the post.

It was much of the same for both teams in the second half as the two teams traded scoring opportunities.

Marquette put the pressure on ND's lower third early in the second half and was awarded a corner kick at the 50:00 minute mark. McBride was stationed at the far post while Thut served in a perfect ball, but McBride's header sailed just high of the crossbar. Following that opportunity, Marquette launched four shots but was unable to convert any of those chances.

Notre Dame scored the go-ahead goal in the 71st minute. Henderson found Amanda Clark about four yards out and knocked it past Kulla to put the score, 2-1.

The Golden Eagles looked relentlessly for another equalizer, firing off seven shots in the final 19 minutes following Notre Dame's score.

For the game, Kulla, whose shutout streak halted at 760 minutes, stopped five shots while Weiss made six saves.

**Scoring Summary**

1:12:09 ND — Fowlkes (Henderson); 22:12 MARQ — Sloan (Victor); 70:13 ND — Clark (Iantorno, Henderson)

| Statistics | Shots | Saves | Comers | Fouls | Offsides |
|------------|-------|-------|--------|-------|----------|
| Notre Dame | 14    | 7     | 1      | 9     | 2        |
| Marquette  | 21    | 5     | 5      | 13    | 0        |

**Halftime:** Notre Dame 1, Marquette 1

**Attendance:** 479

**23/15/24 Dayton 0, 25/10/21 Marquette 0, (UD, 4-3 PKs)**  
**Nov. 13 • Baujan Field • (15-5-3, 7-2-2)**  
**NCAA Tournament First Round**

DAYTON, Ohio — The No. 10 Marquette women's soccer team saw its banner season come to an end Friday evening as it played to a 0-0 tie at No. 15 Dayton in NCAA Tournament First Round action, but did not advance to the second round as the Flyers edged the Golden Eagles, 4-3, in a shootout at Baujan Field. The Golden Eagles end their season 15-5-3 overall, while Dayton remains perfect (16-0-6) advances to play Virginia Tech on Sunday in the second round of the NCAA Tournament.

"They've (Dayton) had a great year and tonight we saw how good they were. We've played a lot of great teams this year and they are right up there with the top five or six that we've played all year long," said head coach Markus Roeders. "Based on what both teams have done this year I think you could foresee this. Considering both teams have not allowed a lot of goals. I'm really proud of our girls. I thought we started a little bit slow in the first half and then picked it up as the game went on and put them under a ton of pressure. I think we're so disappointed because this season has been such a joy for all of us in the program. Having it come to an abrupt end is always difficult. When you see it in the eyes of the seniors it's extremely difficult. As a coach, this has been the most enjoyable team that we've ever had."

Katie Miller, Lauren Thut and Julia Victor all converted their penalty kick attempts in the shootout, while Dayton came out on top missing just one.

For the game, sophomore goalkeeper Natalie Kulla was credited with three saves. She finished her stellar sophomore campaign with a program record 0.50 goals against average and 16 shutouts.

Katherine Boone made 10 saves for the Flyers.

Marquette looked as if they were going to put the game away in regulation as it owned a 19-11 shots advantage and sent 10 of those on goal. After a slow start in the first half, the Golden Eagles looked sharp in the second half and overtime periods as 11 of its attempts were recorded in the second frame and five in the two overtime periods. Marquette allowed Dayton just one shot in the final 20 minutes of overtime.

Sophomore Rachael Sloan led Marquette's attack with five shots, three on goal, while senior Becky Ryan, and juniors Julia Victor and Rosie Malone-Povolny each registered three shots.

The Golden Eagles pressured to no avail coming on especially strong from the 58th minute on. The Golden Eagles had a great chance at the 62nd minute, as senior Brittany Bares found Sloan in front of the net, but Boone smothered Sloan's shot from seven yards out.

Ryan provided another great opportunity in the 68th minute, but she couldn't get enough power on her shot to send it past Boone. It was much of the same for the remainder of regulation as the Golden Eagles continued to generate chances, but were unable to convert. Along with Sloan and Ryan, junior Lauren Acree, sophomore Kerry McBride, Malone-Povolny and Victor all had created chances to score in the second half.

In the first overtime, both junior Lauren Thut and Sloan put shots on goal that were saved by Boone, while Malone-Povolny and McBride's chances in the second overtime were also stopped.

**Scoring Summary**

None

| Statistics | Shots | Saves | Comers | Fouls | Offsides |
|------------|-------|-------|--------|-------|----------|
| Marquette  | 19    | 3     | 4      | 18    | 0        |
| Dayton     | 11    | 10    | 3      | 13    | 0        |

**Halftime:** Marquette 0, Dayton 0

**Attendance:** 1083

# WOMEN'S SOCCER

## 2009 Senior Class

### Brittany Bares

Belgium, Wis.  
Northern Ozaukee

|               | MP-MS        | G        | A        | Pts       | Sh        | Shot%      | SOG       | SOG%        | GW       |
|---------------|--------------|----------|----------|-----------|-----------|------------|-----------|-------------|----------|
| 2006          | 11-0         | 0        | 0        | 0         | 3         | 0.0        | 1         | 33.3        | 0        |
| 2007          | 20-8         | 0        | 1        | 1         | 16        | 0.0        | 7         | 43.8        | 0        |
| 2008          | 21-0         | 0        | 1        | 1         | 4         | 0.0        | 1         | 25.0        | 0        |
| 2009          | 21-13        | 3        | 2        | 8         | 16        | 18.8       | 9         | 56.2        | 1        |
| <b>Totals</b> | <b>73-21</b> | <b>3</b> | <b>4</b> | <b>10</b> | <b>39</b> | <b>7.7</b> | <b>18</b> | <b>46.2</b> | <b>1</b> |

### Michelle Compty

Mukwonago, Wis.  
Mukwonago

|               | MP-MS        | G        | A        | Pts       | Sh        | Shot%      | SOG       | SOG%        | GW       |
|---------------|--------------|----------|----------|-----------|-----------|------------|-----------|-------------|----------|
| 2005          |              |          |          |           |           | DNP        |           |             |          |
| 2006          | 23-14        | 3        | 1        | 7         | 17        | 17.6       | 10        | 58.8        | 0        |
| 2007          | 20-20        | 4        | 2        | 10        | 25        | 16.0       | 13        | 52.0        | 2        |
| 2008          | 22-19        | 0        | 2        | 2         | 18        | 0.0        | 4         | 22.2        | 0        |
| 2009          | 23-23        | 1        | 0        | 2         | 33        | 3.0        | 18        | 54.5        | 1        |
| <b>Totals</b> | <b>84-84</b> | <b>8</b> | <b>5</b> | <b>21</b> | <b>93</b> | <b>8.6</b> | <b>45</b> | <b>48.4</b> | <b>3</b> |

### Allison McBride

Elm Grove, Wis.  
Divine Savior Holy Angels

|               | MP-MS        | G        | A        | Pts      | Sh        | Shot%      | SOG      | SOG%        | GW       |
|---------------|--------------|----------|----------|----------|-----------|------------|----------|-------------|----------|
| 2005          | 22-2         | 0        | 1        | 1        | 2         | 0.0        | 1        | 50.0        | 0        |
| 2006          | 20-9         | 0        | 1        | 1        | 1         | 0.0        | 0        | 0.0         | 0        |
| 2007          |              |          |          |          |           | DNP        |          |             |          |
| 2008          | 22-21        | 1        | 0        | 2        | 4         | 25.0       | 2        | 50.0        | 0        |
| 2009          | 23-23        | 0        | 2        | 2        | 4         | 0.0        | 3        | 75.0        | 0        |
| <b>Totals</b> | <b>84-84</b> | <b>1</b> | <b>4</b> | <b>6</b> | <b>11</b> | <b>9.0</b> | <b>6</b> | <b>54.5</b> | <b>0</b> |

### Katie Miller

Mequon, Wis.  
Homestead

|               | MP-MS        | G        | A        | Pts      | Sh        | Shot%      | SOG      | SOG%        | GW       |
|---------------|--------------|----------|----------|----------|-----------|------------|----------|-------------|----------|
| 2006          | 12-0         | 0        | 0        | 0        | 2         | 0.0        | 1        | 50.0        | 0        |
| 2007          | 20-10        | 0        | 0        | 0        | 10        | 0.0        | 6        | 60.0        | 0        |
| 2008          | 14-14        | 0        | 0        | 0        | 7         | 0.0        | 2        | 28.6        | 0        |
| 2009          | 23-23        | 0        | 0        | 0        | 3         | 0.0        | 0        | 0.0         | 0        |
| <b>Totals</b> | <b>69-47</b> | <b>0</b> | <b>0</b> | <b>0</b> | <b>22</b> | <b>0.0</b> | <b>9</b> | <b>40.9</b> | <b>0</b> |

### Becky Ryan

Batavia, Ill.  
Batavia

|                | MP-MS        | G        | A        | Pts       | Sh         | Shot%      | SOG       | SOG%        | GW       |
|----------------|--------------|----------|----------|-----------|------------|------------|-----------|-------------|----------|
| 2005 (at SDSU) | 17-10        | 1        | 1        | 3         | 10         | 10.0       | 5         | 50.0        | 0        |
| 2006 (at SDSU) | 18-9         | 0        | 1        | 1         | 13         | 0.0        | 5         | 38.5        | 0        |
| 2007           |              |          |          |           |            | DNP        |           |             |          |
| 2008           | 16-1         | 1        | 1        | 1         | 14         | 7.1        | 7         | 50.0        | 0        |
| 2009           | 23-23        | 4        | 1        | 9         | 64         | 6.2        | 26        | 40.6        | 3        |
| <b>Totals</b>  | <b>74-43</b> | <b>6</b> | <b>4</b> | <b>16</b> | <b>101</b> | <b>5.9</b> | <b>43</b> | <b>42.6</b> | <b>3</b> |

### Anna Sawicki

Waukesha, Wis.  
Waukesha West

|               | MP-MS        | G        | A        | Pts      | Sh        | Shot%       | SOG       | SOG%        | GW       |
|---------------|--------------|----------|----------|----------|-----------|-------------|-----------|-------------|----------|
| 2006          | 12-0         | 2        | 1        | 5        | 5         | 40.0        | 3         | 60.0        | 1        |
| 2007          | 20-0         | 4        | 2        | 10       | 25        | 16.0        | 15        | 60.0        | 3        |
| 2008          | 20-10        | 1        | 0        | 2        | 22        | 4.5         | 9         | 40.9        | 0        |
| 2009          | 15-0         | 1        | 0        | 2        | 3         | 33.3        | 1         | 33.3        | 0        |
| <b>Totals</b> | <b>68-10</b> | <b>0</b> | <b>2</b> | <b>2</b> | <b>55</b> | <b>14.5</b> | <b>28</b> | <b>50.9</b> | <b>4</b> |

### Chelsey Turner

Rochester, Minn.  
Lourdes

|               | MP-MS        | Min.           | GA        | GAA         | Sv.        | W-L-T         | Sho.       |
|---------------|--------------|----------------|-----------|-------------|------------|---------------|------------|
| 2006 (at UM)  | 7-7          | 585:41         | 11        | 1.69        | 41         | 2-5-0         | 2          |
| 2007 (at UM)  | 13-12        | 1148:09        | 16        | 1.25        | 54         | 5-6-1         | 4          |
| 2008          | 9-5          | 625:00         | 6         | 0.86        | 9          | 2-3-1         | 1          |
| 2009          |              |                |           |             |            | DNP           |            |
| <b>Totals</b> | <b>29-24</b> | <b>2358:50</b> | <b>33</b> | <b>1.26</b> | <b>104</b> | <b>9-14-2</b> | <b>7.7</b> |

### Kelly Wepking

Pleasant Prairie, Wis.  
Tremper

|               | MP-MS        | G        | A        | Pts      | Sh       | Shot%      | SOG      | SOG%        | GW       |
|---------------|--------------|----------|----------|----------|----------|------------|----------|-------------|----------|
| 2005 (at UM)  | 19-19        | 0        | 2        | 2        | 1        | 0.0        | 0        | 0.0         | 0        |
| 2006 (at UM)  | 23-23        | 0        | 0        | 0        | 0        | 0.0        | 0        | 0.0         | 0        |
| 2007          | 20-20        | 0        | 0        | 0        | 2        | 0.0        | 2        | 100.0       | 0        |
| 2008          | 22-22        | 0        | 0        | 0        | 0        | 0.0        | 0        | 0.0         | 0        |
| <b>Totals</b> | <b>84-84</b> | <b>0</b> | <b>2</b> | <b>2</b> | <b>3</b> | <b>0.0</b> | <b>2</b> | <b>66.7</b> | <b>0</b> |

## 2009 Match Superlatives

### Marquette — Team Match Highs

|               |    |   |
|---------------|----|---|
| Points        | 9  | Twice (Green Bay (Sept. 10), Seton Hall (Oct. 4))   |
| Goals         | 4  | Four times  |
| Assists       | 3  | Three times   |
| Shots         | 36 | Twice (Green Bay (Sept. 10), Pittsburgh (Sept. 27)) |
| Shots on Goal | 11 | Three Times   |
| Saves         | 7  | at St. John's (Oct. 25)                             |
| Corner Kicks  | 11 | vs Michigan (Aug. 30)                               |
| Fouls         | 23 | at Pepperdine (Aug. 23)                             |

### Opponent — Team Match Highs

|               |    |                             |
|---------------|----|-----------------------------|
| Points        | 8  | vs Rutgers (Oct. 2)         |
| Goals         | 3  | vs Rutgers (Oct. 2)         |
| Assists       | 3  | vs Notre Dame (Nov. 8)      |
| Shots         | 21 | vs North Carolina (Sept. 6) |
| Shots on Goal | 8  | at Pepperdine (Aug. 23)     |
| Saves         | 11 | vs Pittsburgh (Sept. 27)    |
| Corner Kicks  | 7  | at Milwaukee (Sept. 3)      |
| Fouls         | 17 | vs Rutgers (Oct. 2)         |

### Marquette — Team Match Lows

|               |   |                             |
|---------------|---|-----------------------------|
| Points        | 0 | Five times                  |
| Goals         | 0 | Five times                  |
| Assists       | 0 | Six times                   |
| Shots         | 6 | vs North Carolina (Sept. 6) |
| Shots on Goal | 1 | vs North Carolina (Sept. 6) |
| Saves         | 0 | Three times                 |
| Corner Kicks  | 0 | vs West Virginia (Nov. 6)   |
| Fouls         | 4 | Twice                       |

### Opponent — Team Match Lows

|               |   |                             |
|---------------|---|-----------------------------|
| Points        | 0 | 16 times                    |
| Goals         | 0 | 16 times                    |
| Assists       | 0 | 17 times                    |
| Shots         | 1 | vs Green Bay (Sept. 10)     |
| Shots on Goal | 0 | Three times                 |
| Saves         | 1 | vs North Carolina (Sept. 6) |
| Corner Kicks  | 0 | Three Times                 |
| Fouls         | 2 | vs Green Bay (Sept. 10)     |

### Marquette — Individual Match Highs

|               |   |  |
|---------------|---|--|
| Points        | 4 | Brittany Bares at Louisville (Oct. 18) |
| Goals         | 2 | Brittany Bares at Louisville (Oct. 18) |
| Assists       | 2 | Lauren Thut vs Seton Hall (Oct. 4)     |
| Shots         | 7 | Rachael Sloan vs Pittsburgh (Sept. 27) |
| Shots on Goal | 6 | Rachael Sloan vs Pittsburgh (Sept. 27) |
| Saves         | 7 | Natalie Kulla at St. John's (Oct. 25)  |

## Year-by-Year Results

**2009 15-5-3 (7-2-2 BIG EAST)**

**BIG EAST Amer. Div. Champs, NCAA Tournament**

| Date     | Opponent                | W/L   | Score |
|----------|-------------------------|-------|-------|
| Aug. 23  | at Pepperdine           | L OT  | 1-2   |
| Aug. 28  | Rice                    | W     | 1-0   |
| Aug. 30  | Michigan                | W     | 1-0   |
| Sept. 3  | at UW-Milwaukee         | W     | 2-0   |
| Sept. 6  | vs North Carolina (1)   | L     | 0-1   |
| Sept. 10 | Green Bay               | W     | 3-0   |
| Sept. 13 | Minnesota (23)          | W     | 1-0   |
| Sept. 17 | USF *                   | W     | 2-1   |
| Sept. 20 | at Western Michigan     | W     | 2-0   |
| Sept. 24 | at West Virginia *      | L     | 0-1   |
| Sept. 27 | Pittsburgh *            | T2OT  | 0-0   |
| Oct. 2   | Rutgers * (13)          | L     | 1-3   |
| Oct. 4   | Seton Hall *            | W     | 3-0   |
| Oct. 9   | Connecticut* (24) W     | 2OT   | 3-2   |
| Oct. 11  | Providence*             | T2OT  | 0-0   |
| Oct. 16  | at Cincinnati *         | W     | 1-0   |
| Oct. 18  | at Louisville *         | W     | 2-0   |
| Oct. 23  | at Syracuse *           | W 2OT | 1-0   |
| Oct. 25  | at St. John's *         | W     | 1-0   |
| Nov. 1   | Villanova §             | W     | 1-0   |
| Nov. 6   | vs West Virginia § (24) | W     | 1-0   |
| Nov. 8   | vs Notre Dame § (4)     | L     | 1-2   |
| Nov. 13  | at Dayton ^ (23)        | T     | 0-0   |
|          | (UD 4-3, PKs)           |       |       |

\* denotes BIG EAST match  
§ denotes BIG EAST Tournament match  
^ denotes NCAA Tournament



Marquette earned the program's first BIG EAST American Division Championship, eighth NCAA Tournament berth and made its first appearance in the BIG EAST Championship Finals.

| Individual Stats    | MP-MS | G  | A  | Pts | Sh  | Shot% | YC-RC | GW | PK-ATT |
|---------------------|-------|----|----|-----|-----|-------|-------|----|--------|
| 18 Rachael Sloan    | 23-23 | 7  | 5  | 19  | 67  | .104  | 0-0   | 5  | 0-0    |
| 11 Becky Ryan       | 23-23 | 4  | 1  | 9   | 64  | .062  | 3-0   | 3  | 0-0    |
| 16 Brittany Bares   | 21-13 | 3  | 2  | 8   | 16  | .188  | 0-0   | 1  | 0-0    |
| 15 Lauren Thut      | 23-23 | 2  | 4  | 8   | 16  | .125  | 0-0   | 1  | 0-0    |
| 12 Lindsey Page     | 22-2  | 2  | 1  | 5   | 12  | .167  | 0-0   | 1  | 0-0    |
| 21 Stephanie Vasos  | 22-0  | 2  | 0  | 4   | 17  | .118  | 0-0   | 1  | 0-0    |
| 25 Kerry McBride    | 23-6  | 1  | 2  | 4   | 23  | .043  | 0-0   | 1  | 0-0    |
| 28 Ashley Bares     | 23-0  | 1  | 2  | 4   | 22  | .045  | 0-0   | 1  | 0-0    |
| 5 R. Malone-Povolny | 23-23 | 1  | 1  | 3   | 42  | .024  | 2-0   | 0  | 0-0    |
| 9 Danielle Martens  | 13-0  | 1  | 1  | 3   | 12  | .083  | 1-0   | 0  | 0-1    |
| 6 Ashley Stemmler   | 16-0  | 1  | 1  | 3   | 3   | .333  | 0-0   | 0  | 0-0    |
| 2 Julia Victor      | 23-20 | 0  | 3  | 3   | 26  | .000  | 1-0   | 0  | 0-0    |
| 10 Michelle Compty  | 23-23 | 1  | 0  | 2   | 33  | .030  | 0-0   | 1  | 0-0    |
| 4 Kelly Wepking     | 23-10 | 1  | 0  | 2   | 13  | .077  | 0-0   | 0  | 0-0    |
| 19 Anna Sawicki     | 15-0  | 1  | 0  | 2   | 3   | .333  | 0-0   | 0  | 0-0    |
| 8 Allison McBride   | 23-23 | 0  | 2  | 2   | 4   | .000  | 0-0   | 0  | 0-0    |
| 3 Ally Miller       | 20-17 | 0  | 1  | 1   | 10  | .000  | 0-0   | 0  | 0-0    |
| 27 Lauren Acree     | 19-1  | 0  | 0  | 0   | 7   | .000  | 0-0   | 0  | 0-0    |
| 20 Kristi Laurenzi  | 16-0  | 0  | 0  | 0   | 4   | .000  | 0-0   | 0  | 0-0    |
| 17 Rachel Brown     | 17-0  | 0  | 0  | 0   | 4   | .000  | 1-0   | 0  | 0-0    |
| 24 Katie Miller     | 23-23 | 0  | 0  | 0   | 3   | .000  | 0-0   | 0  | 0-0    |
| Total               | 23    | 28 | 26 | 82  | 401 | .070  | 9-0   | 15 | 0-1    |
| Opponents           | 23    | 12 | 9  | 33  | 72  | .369  | 9-0   | 5  | 0-0    |

| Goalkeeper Stats | MP-MS | Min.    | GA | Avg. | Svs. | Pct.  | W  | L  | T | Sho. |
|------------------|-------|---------|----|------|------|-------|----|----|---|------|
| 0 Natalie Kulla  | 23-23 | 2165:35 | 12 | 0.50 | 58   | .829  | 15 | 5  | 3 | 16   |
| TM TEAM          |       | 0:00    | 0  | 0.00 | 2    | 1.000 | 0  | 0  | 0 | 0    |
| Total            | 23    | 2165:35 | 12 | 0.50 | 60   | .833  | 15 | 5  | 3 | 16   |
| Opponents        | 23    | 2165:35 | 28 | 1.16 | 143  | .836  | 5  | 15 | 3 | 5    |

Bold denotes team high/best.

**2008 11-8-3 (6-3-2 BIG EAST)**

**NCAA Tournament Appearance**

| Date     | Opponent             | W/L   | Score |
|----------|----------------------|-------|-------|
| Aug. 24  | Loyola (Ill.)        | W     | 1-0   |
| Aug. 29  | Ohio State           | W OT  | 2-1   |
| Aug. 31  | Samford              | W     | 2-0   |
| Sept. 3  | UW-Milwaukee         | L     | 0-1   |
| Sept. 6  | Brigham Young        | W OT  | 1-0   |
| Sept. 12 | vs South Carolina    | L     | 0-1   |
| Sept. 14 | at Auburn            | L     | 0-1   |
| Sept. 19 | at USF*              | W OT  | 1-0   |
| Sept. 21 | Pepperdine           | T 2OT | 0-0   |
| Sept. 25 | at Providence*       | T     | 1-1   |
| Sept. 28 | Connecticut *        | W     | 1-0   |
| Oct. 3   | at DePaul *          | W     | 4-2   |
| Oct. 5   | at Notre Dame (1) *  | L     | 1-3   |
| Oct. 10  | at St. John's *      | W 2OT | 1-0   |
| Oct. 12  | at Syracuse*         | W     | 1-0   |
| Oct. 17  | Louisville *         | L2OT  | 0-1   |
| Oct. 19  | Cincinnati *         | T 2OT | 1-1   |
| Oct. 24  | West Virginia (17) * | L     | 0-2   |
| Oct. 26  | Pittsburgh *         | W     | 2-0   |
| Nov. 2   | Rutgers (24) §       | W     | 0-1   |
| Nov. 7   | at Notre Dame (1) §  | L     | 0-2   |
| Nov. 14  | at Minnesota (22) ^  | L     | 1-2   |

\* denotes BIG EAST match  
§ denotes BIG EAST Tournament match  
^ denotes NCAA Tournament



Marquette earned the program's seventh NCAA Tournament berth and made its third appearance in the BIG EAST Tournament Semifinals.

| Individual Stats       | MP-MS | G  | A  | Pts | Sh  | Shot% | YC-RC | GW | PK-ATT |
|------------------------|-------|----|----|-----|-----|-------|-------|----|--------|
| 28 Ashley Bares        | 20-7  | 5  | 2  | 12  | 34  | 14.7  | 1-0   | 5  | 0-0    |
| 2 Julia Victor         | 22-22 | 3  | 2  | 8   | 39  | 7.7   | 0-0   | 2  | 0-0    |
| 9 Danielle Martens     | 22-21 | 3  | 2  | 8   | 31  | 9.7   | 1-0   | 0  | 0-0    |
| 14 Katie Kelly         | 22-22 | 1  | 3  | 5   | 23  | 4.3   | 1-0   | 0  | 1-2    |
| 4 Kelly Wepking        | 22-5  | 2  | 0  | 4   | 18  | 11.1  | 0-0   | 1  | 0-0    |
| 20 Kristi Laurenzi     | 16-0  | 2  | 0  | 4   | 6   | 33.3  | 0-0   | 1  | 0-0    |
| 27 Lauren Acree        | 22-18 | 1  | 2  | 4   | 30  | 3.3   | 1-0   | 1  | 0-0    |
| 11 Becky Ryan          | 16-1  | 1  | 1  | 3   | 14  | 7.1   | 0-0   | 0  | 0-0    |
| 12 Rachael Sloan       | 16-3  | 1  | 1  | 3   | 5   | 20.0  | 0-0   | 0  | 0-0    |
| 5 Rosie Malone-Povolny | 22-19 | 1  | 0  | 2   | 38  | 2.6   | 2-0   | 1  | 0-0    |
| 19 Anna Sawicki        | 21-10 | 1  | 0  | 2   | 22  | 4.5   | 0-0   | 0  | 0-0    |
| 8 Allison McBride      | 22-21 | 1  | 0  | 2   | 4   | 25.0  | 1-0   | 0  | 0-0    |
| 10 Michelle Compty     | 22-19 | 0  | 2  | 2   | 18  | 0.0   | 0-0   | 0  | 0-0    |
| 21 Stephanie Vasos     | 20-0  | 0  | 1  | 1   | 7   | 0.0   | 0-0   | 0  | 0-0    |
| 17 Lisa Philbin        | 18-1  | 0  | 1  | 1   | 6   | 0.0   | 0-0   | 0  | 0-0    |
| 16 Brittany Bares      | 21-0  | 0  | 1  | 1   | 4   | 0.0   | 0-0   | 0  | 0-0    |
| 24 Katie Miller        | 14-14 | 0  | 0  | 0   | 7   | 0.0   | 0-0   | 0  | 0-0    |
| 15 Lauren Thut         | 17-0  | 0  | 0  | 0   | 6   | 0.0   | 1-0   | 0  | 0-0    |
| 7 Cat Harris           | 15-5  | 0  | 0  | 0   | 4   | 0.0   | 0-0   | 0  | 0-0    |
| 25 Kerry McBride       | 12-1  | 0  | 0  | 0   | 3   | 0.0   | 0-0   | 0  | 0-0    |
| 18 Lindsey Page        | 18-0  | 0  | 0  | 0   | 3   | 0.0   | 0-0   | 0  | 0-0    |
| 23 Molly Arenberg      | 8-1   | 0  | 0  | 0   | 2   | 0.0   | 1-0   | 0  | 0-0    |
| 22 Kelli DeBarge       | 15-8  | 0  | 0  | 0   | 2   | 0.0   | 0-0   | 0  | 0-0    |
| 6 Kelsey Lynch         | 6-0   | 0  | 0  | 0   | 1   | 0.0   | 0-0   | 0  | 0-0    |
| 26 Erin Tedesco        | 6-0   | 0  | 0  | 0   | 0   | 0.0   | 0-0   | 0  | 0-0    |
| 3 Shannon Cusick       | 22-22 | 0  | 0  | 0   | 0   | 0.0   | 0-0   | 0  | 0-0    |
| 1 Chelsey Turner       | 11-5  | 0  | 0  | 0   | 0   | 0.0   | 0-0   | 0  | 0-0    |
| 0 Natalie Kulla        | 18-17 | 0  | 0  | 0   | 0   | 0.0   | 1-0   | 0  | 0-0    |
| Total                  | 22    | 22 | 18 | 62  | 327 | 6.7   | 11-0  | 11 | 1-2    |
| Opponents              | 22    | 19 | 16 | 54  | 222 | 8.6   | 7-1   | 8  | 1-1    |

| Goalkeeper Stats | MP-MS | Min.    | GA | Avg. | Svs. | Pct.  | W  | L  | T | Sho. |
|------------------|-------|---------|----|------|------|-------|----|----|---|------|
| 0 Natalie Kulla  | 18-17 | 1477:25 | 13 | 0.79 | 55   | .809  | 9  | 5  | 2 | 6    |
| 1 Chelsey Turner | 9-5   | 625:00  | 6  | 0.86 | 9    | .600  | 2  | 3  | 1 | 1    |
| Team             |       | 0:00    | 0  | 0.00 | 4    | 1.000 | 0  | 0  | 0 | 2    |
| Total            | 22    | 2102:25 | 19 | 0.81 | 68   | .782  | 11 | 8  | 3 | 9    |
| Opponents        | 22    | 2102:25 | 22 | 0.94 | 115  | .839  | 8  | 11 | 3 | 7    |

Bold denotes team high/best.

# WOMEN'S SOCCER

## 2007 12-4-4 (5-3-3 BIG EAST)

| Date     | Opponent               | W/L   | Score |
|----------|------------------------|-------|-------|
| Aug. 31  | Washington             | W     | 2-0   |
| Sept. 2  | Indiana State          | W     | 2-0   |
| Sept. 6  | LaSalle                | W     | 2-0   |
| Sept. 9  | at Michigan            | W     | 2-0   |
| Sept. 12 | at Green Bay           | W     | 2-0   |
| Sept. 14 | vs Loyola (MD)         | W     | 3-1   |
| Sept. 16 | vs Rhode Island        | W     | 4-0   |
| Sept. 21 | USF*                   | W     | 1-0   |
| Sept. 23 | at Wis.-Milwaukee      | T 20T | 0-0   |
| Sept. 28 | Providence*            | W     | 2-0   |
| Sept. 30 | at Connecticut* (21)   | L     | 0-5   |
| Oct. 5   | Villanova*             | W     | 1-0   |
| Oct. 7   | Georgetown*            | L     | 1-3   |
| Oct. 12  | St. John's*            | W     | 1-0   |
| Oct. 14  | Syracuse*              | T 20T | 0-0   |
| Oct. 19  | at Louisville*         | T 20T | 2-2   |
| Oct. 21  | at Cincinnati*         | T 20T | 1-1   |
| Oct. 26  | at Pittsburgh*         | W     | 2-1   |
| Oct. 28  | at West Virginia (19)* | L     | 1-3   |
| Nov. 4   | at Louisville §        | L     | 0-1   |

\* denotes BIG EAST match  
§ denotes BIG EAST Tournament match



Marquette began the 2007 season with a school record nine-game unbeaten streak.

## 2006 12-6-5 (7-3-1 BIG EAST)

### NCAA Tournament Appearance

| Date     | Opponent              | W/L   | Score |
|----------|-----------------------|-------|-------|
| Aug. 25  | Bowling Green         | W     | 3-0   |
| Aug. 27  | vs Sacred Heart       | W     | 9-0   |
| Sept. 1  | at Drake              | T 20T | 0-0   |
| Sept. 6  | at Saint Louis (27)   | T 20T | 1-1   |
| Sept. 8  | at USF*               | L     | 0-1   |
| Sept. 12 | Wis.-Milwaukee        | L     | 0-2   |
| Sept. 15 | vs North Carolina (5) | L     | 0-2   |
| Sept. 17 | at Duke               | T 20T | 1-1   |
| Sept. 22 | Connecticut* (12)     | W 20T | 1-0   |
| Sept. 24 | at Providence*        | W     | 2-0   |
| Sept. 29 | at Rutgers*           | L     | 0-3   |
| Oct. 1   | at Seton Hall*        | T 20T | 1-1   |
| Oct. 6   | Pittsburgh*           | W     | 2-1   |
| Oct. 8   | West Virginia (7)*    | L     | 0-2   |
| Oct. 13  | Cincinnati*           | W     | 2-0   |
| Oct. 15  | Louisville*           | W     | 1-0   |
| Oct. 17  | Wis.-Green Bay        | W     | 5-0   |
| Oct. 20  | at Syracuse*          | W OT  | 1-0   |
| Oct. 22  | at St. John's*        | W     | 2-1   |
| Oct. 29  | Villanova (24) §      | W     | 1-0   |
| Nov. 3   | vs Notre Dame (1) §   | L     | 0-2   |
| Nov. 11  | Purdue ^              | W     | 1-0   |
| Nov. 12  | Florida (16) ^        | T 20T | 0-0   |
|          | (UF 4-3 PKs)          |       |       |

\* denotes BIG EAST match  
§ denotes BIG EAST Tournament match  
^ denotes NCAA Tournament



Marquette earned berths in the BIG EAST Tournament Semifinals and the second round of the NCAA Tournament for the second consecutive season.

| Individual Stats     | MP-MS | G  | A  | Pts | Sh  | Shot% | YC-RC | GW | PK-ATT |
|----------------------|-------|----|----|-----|-----|-------|-------|----|--------|
| 4 Christy Zwolski    | 20-20 | 5  | 7  | 17  | 35  | 14.3  | 0-0   | 1  | 0-0    |
| 28 Ashley Bares      | 19-0  | 8  | 0  | 16  | 43  | 18.6  | 0-0   | 3  | 0-0    |
| 23 Allison Mallams   | 9-9   | 5  | 0  | 10  | 48  | 10.4  | 1-0   | 1  | 0-0    |
| 19 Anna Sawicki      | 20-0  | 4  | 2  | 10  | 25  | 16.0  | 1-0   | 3  | 0-0    |
| 10 Michelle Compy    | 20-20 | 4  | 2  | 10  | 25  | 16.0  | 0-0   | 2  | 0-0    |
| 14 Katie Kelly       | 20-20 | 0  | 9  | 9   | 16  | 0.0   | 1-0   | 0  | 0-0    |
| 5 R. Malone-Povolny  | 20-20 | 1  | 1  | 3   | 25  | 4.0   | 2-0   | 1  | 0-0    |
| 9 Britni Benage      | 17-11 | 1  | 1  | 3   | 15  | 6.7   | 0-0   | 1  | 0-0    |
| 31 Molly Arenberg    | 5-0   | 1  | 0  | 2   | 1   | 100.0 | 0-0   | 0  | 0-0    |
| 7 Michelle Martin    | 20-20 | 0  | 2  | 2   | 23  | 0.0   | 0-0   | 0  | 0-0    |
| 16 Brittany Bares    | 20-8  | 0  | 1  | 1   | 16  | 0.0   | 0-0   | 0  | 0-0    |
| 6 Kelsey Lynch       | 20-11 | 0  | 1  | 1   | 10  | 0.0   | 0-0   | 0  | 0-0    |
| 11 Julia Egasti      | 15-11 | 0  | 1  | 1   | 3   | 0.0   | 0-0   | 0  | 0-0    |
| 17 Aubrey Trembly    | 8-0   | 0  | 1  | 1   | 1   | 0.0   | 0-0   | 0  | 0-0    |
| 24 Katie Miller      | 20-10 | 0  | 0  | 0   | 10  | 0.0   | 1-0   | 0  | 0-0    |
| 20 Shaina Mango      | 20-20 | 0  | 0  | 0   | 6   | 0.0   | 0-0   | 0  | 0-0    |
| 2 Julia Victor       | 13-0  | 0  | 0  | 0   | 6   | 0.0   | 0-0   | 0  | 0-0    |
| 27 Lauren Acree      | 9-0   | 0  | 0  | 0   | 5   | 0.0   | 0-0   | 0  | 0-0    |
| 29 Kristi Laurenzi   | 8-0   | 0  | 0  | 0   | 4   | 0.0   | 0-0   | 0  | 0-0    |
| 13 Amanda Longo      | 8-0   | 0  | 0  | 0   | 2   | 0.0   | 1-0   | 0  | 0-0    |
| 3 Shannon Cusick     | 20-20 | 0  | 0  | 0   | 2   | 0.0   | 0-0   | 0  | 0-0    |
| 26 Emily Fitzpatrick | 9-0   | 0  | 0  | 0   | 1   | 0.0   | 0-0   | 0  | 0-0    |
| 21 Stephanie Vasos   | 5-0   | 0  | 0  | 0   | 1   | 0.0   | 0-0   | 0  | 0-0    |
| 18 Cat Harris        | 7-0   | 0  | 0  | 0   | 1   | 0.0   | 0-0   | 0  | 0-0    |
| 15 Lauren Thut       | 8-0   | 0  | 0  | 0   | 1   | 0.0   | 0-0   | 0  | 0-0    |
| 30 Christy Smith     | 5-0   | 0  | 0  | 0   | 0   | 0.0   | 0-0   | 0  | 0-0    |
| 25 Mack Ayer         | 3-0   | 0  | 0  | 0   | 0   | 0.0   | 0-0   | 0  | 0-0    |
| 22 Kelli DeBarge     | 7-0   | 0  | 0  | 0   | 0   | 0.0   | 0-0   | 0  | 0-0    |
| 1 Laura Boyer        | 20-20 | 0  | 0  | 0   | 0   | 0.0   | 0-0   | 0  | 0-0    |
| Total                | 20    | 29 | 28 | 86  | 325 | 8.9   | 8-0   | 12 | 0-0    |
| Opponents            | 20    | 17 | 16 | 50  | 180 | 9.4   | 8-0   | 4  | 2-3    |

| Goalkeeper Stats | MP-MS | Min.    | GA | Avg. | Svs. | Pct.  | W  | L  | T | Sho. |
|------------------|-------|---------|----|------|------|-------|----|----|---|------|
| 30 Christy Smith | 5-0   | 55:05   | 0  | 0.00 | 2    | 100.0 | 0  | 0  | 0 | 0    |
| 1 Laura Boyer    | 20-20 | 1924:55 | 17 | 0.79 | 61   | 78.2  | 12 | 4  | 4 | 9    |
| Team             |       | 0:00    | 0  | 0.00 | 0    | 0.0   | 0  | 0  | 0 | 3    |
| Total            | 20    | 1980:00 | 17 | 0.77 | 63   | 78.8  | 12 | 4  | 4 | 12   |
| Opponents        | 20    | 1980:00 | 29 | 1.32 | 125  | 81.2  | 4  | 12 | 4 | 4    |

Bold denotes team high/best.

| Individual Stats     | MP-MS | G  | A  | Pts | Sh  | Shot% | YC-RC | GW | PK-ATT |
|----------------------|-------|----|----|-----|-----|-------|-------|----|--------|
| 23 Allison Mallams   | 23-23 | 8  | 8  | 24  | 59  | 13.6  | 0-0   | 5  | 0-0    |
| 13 Meghan Connolly   | 23-23 | 5  | 7  | 17  | 36  | 13.9  | 1-0   | 2  | 0-0    |
| 4 Christy Zwolski    | 22-21 | 7  | 5  | 19  | 33  | 21.2  | 0-0   | 2  | 0-0    |
| 14 Katie Kelly       | 23-23 | 1  | 8  | 10  | 21  | 4.8   | 2-0   | 1  | 0-0    |
| 12 Lauren Weber      | 23-23 | 4  | 0  | 8   | 21  | 19.0  | 3-0   | 0  | 0-0    |
| 10 Michelle Compy    | 23-14 | 3  | 1  | 7   | 17  | 17.6  | 0-0   | 0  | 0-0    |
| 7 Michelle Martin    | 19-12 | 0  | 1  | 1   | 14  | 0.0   | 0-0   | 0  | 0-0    |
| 28 Alison Loughrin   | 19-4  | 2  | 1  | 5   | 13  | 15.4  | 4-0   | 0  | 0-0    |
| 11 Julia Egasti      | 21-5  | 1  | 0  | 2   | 9   | 11.1  | 2-0   | 1  | 0-0    |
| 8 Michelle Pitzl     | 23-23 | 0  | 0  | 0   | 8   | 0.0   | 2-0   | 0  | 0-0    |
| 20 Shaina Mango      | 16-0  | 0  | 0  | 0   | 7   | 0.0   | 0-0   | 0  | 0-0    |
| 9 Britni Benage      | 20-1  | 0  | 1  | 1   | 6   | 0.0   | 2-0   | 0  | 0-0    |
| 19 Anna Sawicki      | 12-0  | 2  | 1  | 5   | 5   | 40.0  | 0-0   | 1  | 0-0    |
| 2 Ashley Baird       | 23-14 | 0  | 0  | 0   | 5   | 0.0   | 0-0   | 0  | 0-0    |
| 27 Kaley Connolly    | 5-0   | 0  | 0  | 0   | 4   | 0.0   | 0-0   | 0  | 0-0    |
| 17 Aubrey Trembly    | 20-5  | 0  | 0  | 0   | 3   | 0.0   | 0-0   | 0  | 0-0    |
| 16 Brittany Bares    | 11-0  | 0  | 0  | 0   | 3   | 0.0   | 0-0   | 0  | 0-0    |
| 24 Katie Miller      | 12-0  | 0  | 0  | 0   | 2   | 0.0   | 0-0   | 0  | 0-0    |
| 22 Kelli DeBarge     | 9-0   | 0  | 0  | 0   | 2   | 0.0   | 0-0   | 0  | 0-0    |
| 26 Emily Fitzpatrick | 7-0   | 0  | 1  | 1   | 1   | 0.0   | 0-0   | 0  | 0-0    |
| 15 Allison McBride   | 20-9  | 0  | 1  | 1   | 1   | 0.0   | 0-0   | 0  | 0-0    |
| 29 Tori Moore        | 3-0   | 0  | 0  | 0   | 0   | 0.0   | 0-0   | 0  | 0-0    |
| 21 Kaitlyn Darcy     | 1-0   | 0  | 0  | 0   | 0   | 0.0   | 0-0   | 0  | 0-0    |
| 30 Christy Smith     | 8-1   | 0  | 0  | 0   | 0   | 0.0   | 0-0   | 0  | 0-0    |
| 25 Mack Ayer         | 10-0  | 0  | 0  | 0   | 0   | 0.0   | 0-0   | 0  | 0-0    |
| 18 Cat Harris        | 4-0   | 0  | 0  | 0   | 0   | 0.0   | 0-0   | 0  | 0-0    |
| 6 Brittney Lewis     | 5-1   | 0  | 0  | 0   | 0   | 0.0   | 0-0   | 0  | 0-0    |
| 3 Shannon Cusick     | 23-23 | 0  | 0  | 0   | 0   | 0.0   | 4-0   | 0  | 0-0    |
| 1 Laura Boyer        | 22-22 | 0  | 0  | 0   | 0   | 0.0   | 0-1   | 0  | 0-0    |
| Total                | 23    | 33 | 35 | 101 | 270 | 12.2  | 21-1  | 12 | 0-0    |
| Opponents            | 23    | 17 | 15 | 49  | 224 | 7.6   | 12-0  | 6  | 1-1    |


| Goalkeeper Stats | MP-MS | Min.    | GA | Avg. | Svs. | Pct. | W  | L  | T | Sho. |
|------------------|-------|---------|----|------|------|------|----|----|---|------|
| 30 Christy Smith | 8-1   | 233:20  | 1  | 0.39 | 7    | 87.5 | 2  | 0  | 0 | 0    |
| 1 Laura Boyer    | 22-22 | 1949:55 | 16 | 0.74 | 70   | 81.4 | 10 | 6  | 5 | 6    |
| Team             |       |         |    |      | 1    |      |    |    |   | 6    |
| Total            | 23    | 2183:15 | 17 | 0.70 | 78   | 82.1 | 12 | 6  | 5 | 12   |
| Opponents        | 23    | 2183:15 | 33 | 1.36 | 103  | 75.7 | 6  | 12 | 5 | 8    |

Bold denotes team high/best.

## 2005 19-4-1 (9-2 BIG EAST)

### NCAA Tournament Appearance

| Date     | Opponent               | W/L   | Score |
|----------|------------------------|-------|-------|
| Aug. 26  | Illinois (13)          | W     | 1-0   |
| Aug. 28  | vs Northwestern        | W     | 2-1   |
| Sept. 2  | Drake                  | W OT  | 2-1   |
| Sept. 4  | at Wis.-Green Bay      | W     | 1-0   |
| Sept. 7  | at Wis.-Milwaukee      | T 2OT | 0-0   |
| Sept. 9  | vs Xavier              | W OT  | 2-1   |
| Sept. 11 | vs Miami (Fla.)        | W OT  | 1-0   |
| Sept. 16 | USF *                  | W     | 4-1   |
| Sept. 20 | at Loyola (Ill.)       | W     | 2-0   |
| Sept. 23 | at Connecticut (12)*   | L     | 1-2   |
| Sept. 25 | Providence *           | W     | 2-0   |
| Sept. 30 | Notre Dame (6)*        | W     | 4-1   |
| Oct. 2   | DePaul *               | W     | 1-0   |
| Oct. 7   | at West Virginia (21)* | L     | 0-2   |
| Oct. 9   | at Pittsburgh *        | W     | 2-0   |
| Oct. 14  | at Cincinnati *        | W     | 4-3   |
| Oct. 16  | at Louisville *        | W OT  | 2-1   |
| Oct. 21  | Syracuse *             | W OT  | 2-1   |
| Oct. 23  | St. John's *           | W     | 3-0   |
| Oct. 30  | Louisville †           | W     | 2-1   |
| Nov. 4   | Notre Dame (5) †       | L     | 0-3   |
| Nov. 11  | Wisconsin ^            | W     | 1-0   |
| Nov. 13  | Wis.-Milwaukee ^       | W     | 1-0   |
| Nov. 19  | at UCLA (4) ^          | L     | 0-4   |



Marquette advanced to the third round of the NCAA Tournament for the first time in school history.

\* BIG EAST match  
 † BIG EAST Tournament match; Valley Fields  
 ^ NCAA Tournament; Valley Fields, Los Angeles, Calif.

| Individual Stats     | MP-MS | G  | A  | Pts | Sh  | Shot% | YC-RC | GW | PK-ATT |
|----------------------|-------|----|----|-----|-----|-------|-------|----|--------|
| 4 Christy Zwolski    | 24-23 | 9  | 3  | 21  | 45  | 20.0  | 0-0   | 5  | 0-0    |
| 13 Meghan Connelly   | 24-24 | 6  | 6  | 18  | 42  | 14.3  | 0-0   | 2  | 0-0    |
| 12 Lauren Weber      | 24-24 | 6  | 5  | 17  | 23  | 26.1  | 0-0   | 2  | 0-0    |
| 3 Julie Thompson     | 24-24 | 5  | 5  | 15  | 37  | 13.5  | 0-0   | 1  | 1-1    |
| 28 Alison Loughrin   | 13-1  | 6  | 0  | 12  | 23  | 26.1  | 1-0   | 3  | 0-0    |
| 14 Katie Kelly       | 24-23 | 3  | 5  | 11  | 18  | 16.7  | 1-0   | 3  | 0-0    |
| 25 Lindsay Michuda   | 22-20 | 0  | 8  | 8   | 36  | 0.0   | 0-0   | 0  | 0-0    |
| 16 Sarah Uyenishi    | 24-24 | 3  | 1  | 7   | 20  | 15.0  | 2-0   | 2  | 0-0    |
| 8 Michelle Pitzl     | 24-24 | 1  | 2  | 4   | 17  | 5.9   | 4-0   | 0  | 0-0    |
| 26 Emily Fitzpatrick | 5-0   | 1  | 0  | 2   | 2   | 50.0  | 0-0   | 0  | 0-0    |
| 9 Britni Benage      | 21-0  | 0  | 2  | 2   | 4   | 0.0   | 1-0   | 0  | 0-0    |
| 17 Aubrey Trembley   | 22-0  | 0  | 2  | 2   | 3   | 0.0   | 0-0   | 0  | 0-0    |
| 11 Julia Egasti      | 20-2  | 0  | 1  | 1   | 5   | 0.0   | 1-0   | 0  | 0-0    |
| 24 Heather Goranson  | 24-24 | 0  | 1  | 1   | 2   | 0.0   | 1-0   | 0  | 0-0    |
| 15 Allison McBride   | 22-2  | 0  | 1  | 1   | 2   | 0.0   | 0-0   | 0  | 0-0    |
| 19 Courtney Sinsky   | 20-13 | 0  | 0  | 0   | 5   | 0.0   | 0-0   | 0  | 0-0    |
| 18 Kristie Matola    | 20-2  | 0  | 0  | 0   | 4   | 0.0   | 1-0   | 0  | 0-0    |
| 6 Britney Lewis      | 6-0   | 0  | 0  | 0   | 3   | 0.0   | 0-0   | 0  | 0-0    |
| 20 Shaina Mango      | 14-0  | 0  | 0  | 0   | 2   | 0.0   | 0-0   | 0  | 0-0    |
| 2 Ashley Baird       | 21-7  | 0  | 0  | 0   | 1   | 0.0   | 0-0   | 0  | 0-0    |
| 30 Christy Smith     | 4-0   | 0  | 0  | 0   | 0   | 0.0   | 0-0   | 0  | 0-0    |
| 27 Kaley Connelly    | 4-0   | 0  | 0  | 0   | 0   | 0.0   | 0-0   | 0  | 0-0    |
| 7 Michelle Martin    | 3-3   | 0  | 0  | 0   | 0   | 0.0   | 0-0   | 0  | 0-0    |
| 1 Laura Boyer        | 24-0  | 0  | 0  | 0   | 0   | 0.0   | 1-0   | 0  | 0-0    |
| Total                | 24    | 40 | 42 | 122 | 294 | 13.6  | 14-0  | 18 | 1-1    |
| Opponents            | 24    | 22 | 27 | 71  | 268 | 08.2  | 19-1  | 4  | 1-2    |

| Goalkeeper Stats | MP-MS | Min.    | GA | Avg. | Svs. | Pct.  | W  | L  | T | Sho. |
|------------------|-------|---------|----|------|------|-------|----|----|---|------|
| 30 Christy Smith | 4-0   | 34:29   | 0  | 0.00 | 1    | 100.0 | 0  | 0  | 0 | 0    |
| 1 Laura Boyer    | 24-24 | 2179:56 | 22 | 0.91 | 112  | 83.6  | 17 | 3  | 1 | 8    |
| Team             |       |         |    |      | 1    |       |    |    |   | 3    |
| Total            | 24    | 2214:25 | 22 | 0.89 | 114  | 83.8  | 17 | 3  | 1 | 11   |
| Opponents        | 24    | 2214:25 | 40 | 1.63 | 101  | 71.6  | 3  | 17 | 1 | 4    |

## 2004

## 12-8-1 (7-2-1 C-USA)

| Date     | Opponent              | W/L   | Score |
|----------|-----------------------|-------|-------|
| Aug. 27  | Indiana               | L     | 0-4   |
| Aug. 29  | vs South Dakota State | W     | 1-0   |
| Sept. 3  | vs Central Michigan   | W     | 3-0   |
| Sept. 5  | at Oakland            | L     | 1-3   |
| Sept. 8  | Wis.-Milwaukee        | W     | 1-0   |
| Sept. 17 | Wis.-Green Bay        | W     | 4-1   |
| Sept. 19 | at DePaul *           | L     | 0-3   |
| Sept. 24 | at Santa Clara (15)   | L     | 0-2   |
| Sept. 26 | vs Stanford (20)      | L     | 0-5   |
| Oct. 1   | at Charlotte *        | W     | 4-0   |
| Oct. 3   | at East Carolina *    | T 2OT | 2-2   |
| Oct. 8   | Cincinnati *          | W     | 5-0   |
| Oct. 10  | Louisville *          | L     | 0-1   |
| Oct. 15  | TCU *                 | W     | 3-2   |
| Oct. 17  | Houston *             | W     | 3-0   |
| Oct. 22  | at Memphis *          | W     | 1-0   |
| Oct. 24  | Tulane *              | W OT  | 1-0   |
| Oct. 27  | Wisconsin             | L     | 0-1   |
| Oct. 30  | at Saint Louis *      | W OT  | 1-0   |
| Nov. 3   | vs Charlotte †        | W     | 2-1   |
| Nov. 4   | vs UAB †              | L     | 0-2   |



Marquette won six of eight matches to close the season winners of 12 matches in its final Conference USA season.

\*Conference USA Match  
 †Conference USA Tournament; St. Louis, Mo.

| Individual Stats     | MP-MS | G  | A  | Pts | Sh  | Shot% | YC-RC | GW | PK-ATT |
|----------------------|-------|----|----|-----|-----|-------|-------|----|--------|
| 13 Meghan Connelly   | 21-21 | 6  | 6  | 18  | 36  | 16.7  | 1-0   | 4  | 0-0    |
| 24 Heather Goranson  | 21-21 | 4  | 6  | 14  | 20  | 20.0  | 0-0   | 2  | 1-1    |
| 3 Julie Thompson     | 21-21 | 4  | 5  | 13  | 44  | 9.1   | 0-0   | 2  | 0-0    |
| 28 Alison Loughrin   | 21-2  | 5  | 1  | 11  | 28  | 17.9  | 0-0   | 0  | 0-0    |
| 18 Kristie Matola    | 21-18 | 3  | 2  | 8   | 23  | 13.0  | 0-0   | 0  | 0-0    |
| 20 Claire Weber      | 21-14 | 2  | 2  | 6   | 11  | 18.2  | 0-0   | 1  | 0-0    |
| 5 Ashley George      | 21-20 | 1  | 4  | 6   | 15  | 6.7   | 0-0   | 1  | 0-0    |
| 22 Maureen Kole      | 20-3  | 2  | 1  | 5   | 18  | 11.1  | 0-0   | 1  | 0-0    |
| 16 Sarah Uyenishi    | 21-20 | 2  | 0  | 4   | 7   | 28.6  | 2-0   | 1  | 0-0    |
| 25 Lindsay Michuda   | 21-21 | 1  | 2  | 4   | 34  | 2.9   | 0-0   | 0  | 0-0    |
| 8 Michelle Pitzl     | 21-1  | 1  | 2  | 4   | 16  | 6.2   | 0-0   | 0  | 0-0    |
| 4 Christy Zwolski    | 12-0  | 1  | 0  | 2   | 6   | 16.7  | 0-0   | 0  | 0-0    |
| 7 Michelle Martin    | 18-17 | 0  | 1  | 1   | 11  | 0.0   | 0-0   | 0  | 0-0    |
| 12 Sarah Johnson     | 18-9  | 0  | 1  | 1   | 9   | 0.0   | 0-0   | 0  | 0-0    |
| 2 Ashley Baird       | 19-9  | 0  | 1  | 1   | 3   | 0.0   | 2-0   | 0  | 0-0    |
| 29 Erin Jamieson     | 5-0   | 0  | 1  | 1   | 0   | 0.0   | 0-0   | 0  | 0-0    |
| 21 Ester Bedard      | 19-0  | 0  | 0  | 0   | 7   | 0.0   | 0-0   | 0  | 0-0    |
| 10 Lauren Weber      | 5-5   | 0  | 0  | 0   | 4   | 0.0   | 0-0   | 0  | 0-0    |
| 9 Renee Cain         | 10-0  | 0  | 0  | 0   | 2   | 0.0   | 0-0   | 0  | 0-0    |
| 32 Kaitlyn Darcy     | 6-0   | 0  | 0  | 0   | 1   | 0.0   | 0-0   | 0  | 0-0    |
| 23 Meghan Garrity    | 7-0   | 0  | 0  | 0   | 1   | 0.0   | 0-0   | 0  | 0-0    |
| 6 Britney Lewis      | 7-0   | 0  | 0  | 0   | 1   | 0.0   | 0-0   | 0  | 0-0    |
| 35 Brittany Schlundt | 1-0   | 0  | 0  | 0   | 0   | 0.0   | 0-0   | 0  | 0-0    |
| 27 Elizabeth Angel   | 4-0   | 0  | 0  | 0   | 0   | 0.0   | 0-0   | 0  | 0-0    |
| 19 Courtney Sinsky   | 11-7  | 0  | 0  | 0   | 0   | 0.0   | 0-0   | 0  | 0-0    |
| 17 Jessica Ratcliffe | 11-1  | 0  | 0  | 0   | 0   | 0.0   | 0-0   | 0  | 0-0    |
| 14 Katie Michuda     | 6-0   | 0  | 0  | 0   | 0   | 0.0   | 0-0   | 0  | 0-0    |
| 11 Julia Egasti      | 4-0   | 0  | 0  | 0   | 0   | 0.0   | 0-0   | 0  | 0-0    |
| 1 Katie Bissen       | 21-21 | 0  | 0  | 0   | 0   | 0.0   | 0-0   | 0  | 0-0    |
| 00 Jessica Zetlau    | 4-0   | 0  | 0  | 0   | 0   | 0.0   | 0-0   | 0  | 0-0    |
| Total                | 21    | 32 | 35 | 99  | 297 | 10.8  | 5-0   | 12 | 1-1    |
| Opponents            | 21    | 27 | 19 | 73  | 192 | 14.1  | 9-1   | 8  | 0-1    |

| Goalkeeper Stats  | MP-MS | Min.    | GA | Avg. | Svs. | Pct. | W  | L  | T | Sho. |
|-------------------|-------|---------|----|------|------|------|----|----|---|------|
| 1 Katie Bissen    | 21-21 | 1885:19 | 26 | 1.24 | 76   | 74.5 | 12 | 8  | 1 | 7    |
| 00 Jessica Zetlau | 4-0   | 48:23   | 1  | 1.86 | 2    | 66.7 | 0  | 0  | 0 | 0    |
| Team              |       |         | 1  |      | 2    |      |    |    |   |      |
| Total             | 21    | 1933:42 | 27 | 1.26 | 79   | 74.5 | 12 | 8  | 1 | 9    |
| Opponents         | 21    | 1933:39 | 32 | 1.49 | 116  | 78.4 | 8  | 12 | 1 | 7    |

# WOMEN'S SOCCER

2003

11-8-1 (7-3-0 C-USA)

| Date     | Opponent          | W/L   | Score |
|----------|-------------------|-------|-------|
| Aug. 29  | Vanderbilt        | W     | 1-0   |
| Aug. 31  | vs Dayton         | L     | 0-1   |
| Sept. 5  | vs USC (15)       | T 2OT | 0-0   |
| Sept. 7  | vs Oakland        | W     | 2-0   |
| Sept. 9  | at Wisconsin      | L     | 0-3   |
| Sept. 16 | at Wis.-Green Bay | W     | 2-1   |
| Sept. 27 | Tulane *          | L 2OT | 1-2   |
| Sept. 29 | Houston *         | W     | 1-0   |
| Sept. 24 | at Wis.-Milwaukee | L OT  | 2-3   |
| Sept. 26 | at TCU *          | L     | 0-1   |
| Sept. 28 | at Memphis *      | W     | 1-0   |
| Oct. 5   | California (17)   | L     | 0-2   |
| Oct. 10  | at Cincinnati *   | W     | 2-0   |
| Oct. 12  | at Louisville *   | W     | 1-0   |
| Oct. 17  | Charlotte *       | W 2OT | 3-2   |
| Oct. 19  | East Carolina *   | W     | 1-0   |
| Oct. 24  | at DePaul *       | L     | 0-1   |
| Oct. 26  | Saint Louis *     | W     | 2-1   |
| Oct. 31  | Northwestern      | W OT  | 1-0   |
| Nov. 5   | vs DePaul ‡       | L 2OT | 1-2   |



Marquette won at least 10 matches for the seventh straight season with 11 victories in 2003.

\*Conference USA Match  
 ‡Conference USA Tournament; Charlotte, N.C.

| Individual Stats     | MP-MS | G  | A  | Pts | Sh  | Shot% | YC-RC | GW | PK-ATT |
|----------------------|-------|----|----|-----|-----|-------|-------|----|--------|
| 28 Beth McGill       | 19-12 | 3  | 2  | 8   | 22  | 13.6  | 3-0   | 1  | 0-0    |
| 11 Anne Ioder        | 20-20 | 2  | 3  | 7   | 27  | 7.4   | 0-0   | 2  | 0-0    |
| 10 Kristen Jensen    | 20-13 | 2  | 2  | 6   | 32  | 6.2   | 2-0   | 1  | 0-0    |
| 12 Laura Culhane     | 20-15 | 2  | 2  | 6   | 28  | 7.1   | 0-0   | 1  | 0-0    |
| 9 Carolyn Klopp      | 20-15 | 2  | 2  | 6   | 17  | 11.8  | 0-0   | 2  | 0-0    |
| 5 Ashley George      | 20-19 | 2  | 2  | 6   | 17  | 11.8  | 0-0   | 1  | 0-0    |
| 30 Alison Loughrin   | 17-1  | 2  | 0  | 4   | 12  | 16.7  | 1-0   | 0  | 0-0    |
| 23 Lauren Weber      | 17-0  | 2  | 0  | 4   | 7   | 28.6  | 0-0   | 2  | 0-0    |
| 13 Meghan Connelly   | 20-2  | 1  | 1  | 3   | 15  | 6.7   | 0-0   | 1  | 0-0    |
| 3 Julie Thompson     | 20-19 | 1  | 0  | 2   | 30  | 3.3   | 0-0   | 0  | 0-0    |
| 7 Michelle Martin    | 18-1  | 1  | 0  | 2   | 6   | 16.7  | 0-0   | 0  | 0-0    |
| 16 Sarah Uyenishi    | 19-18 | 1  | 0  | 2   | 5   | 20.0  | 0-0   | 0  | 0-0    |
| 24 Heather Goranson  | 20-5  | 0  | 2  | 2   | 13  | 0.0   | 0-0   | 0  | 0-0    |
| 18 Kristie Matola    | 20-3  | 0  | 1  | 1   | 10  | 0.0   | 0-0   | 0  | 0-0    |
| 20 Claire Weber      | 14-0  | 0  | 1  | 1   | 2   | 0.0   | 0-0   | 0  | 0-0    |
| 15 Lindsay Smale     | 20-20 | 0  | 1  | 1   | 0   | 0.0   | 0-0   | 0  | 0-0    |
| 25 Lindsay Michuda   | 19-1  | 0  | 0  | 0   | 6   | 0.0   | 0-0   | 0  | 0-0    |
| 19 Courtney Sinsky   | 18-14 | 0  | 0  | 0   | 4   | 0.0   | 0-0   | 0  | 0-0    |
| 14 Katie Michuda     | 2-0   | 0  | 0  | 0   | 2   | 0.0   | 0-0   | 0  | 0-0    |
| 17 Jessica Ratcliffe | 11-8  | 0  | 0  | 0   | 1   | 0.0   | 1-0   | 0  | 0-0    |
| 8 Michelle Pitzl     | 2-0   | 0  | 0  | 0   | 1   | 0.0   | 0-0   | 0  | 0-0    |
| 1 Katie Bissen       | 20-0  | 0  | 0  | 0   | 0   | 0.0   | 0-0   | 0  | 0-0    |
| 2 Ashley Baird       | 13-9  | 0  | 0  | 0   | 0   | 0.0   | 3-0   | 0  | 0-0    |
| 4 Carrie Shields     | 9-4   | 0  | 0  | 0   | 0   | 0.0   | 0-0   | 0  | 0-0    |
| 21 Ester Bedard      | 9-1   | 0  | 0  | 0   | 0   | 0.0   | 0-0   | 0  | 0-0    |
| 26 Jennifer Baker    | 3-0   | 0  | 0  | 0   | 0   | 0.0   | 0-0   | 0  | 0-0    |
| 22 Sarah Johnson     | 2-0   | 0  | 0  | 0   | 0   | 0.0   | 0-0   | 0  | 0-0    |
| 00 Becky LaBarge     | 2-0   | 0  | 0  | 0   | 0   | 0.0   | 0-0   | 0  | 0-0    |
| 29 Erin Jamieson     | 1-0   | 0  | 0  | 0   | 0   | 0.0   | 0-0   | 0  | 0-0    |
| 27 Elizabeth Angel   | 1-0   | 0  | 0  | 0   | 0   | 0.0   | 0-0   | 0  | 0-0    |
| 6 Brittney Lewis     | 1-0   | 0  | 0  | 0   | 0   | 0.0   | 0-0   | 0  | 0-0    |
| Total                | 20    | 21 | 19 | 61  | 257 | 8.2   | 10-0  | 11 | 0-0    |
| Opponents            | 20    | 19 | 19 | 57  | 217 | 8.8   | 6-0   | 8  | 1-1    |

| Goalkeeper Stats | MP-MS | Min.    | GA | Avg. | Svs. | Pct. | W  | L  | T | Sho. |
|------------------|-------|---------|----|------|------|------|----|----|---|------|
| 1 Katie Bissen   | 20-20 | 1880:15 | 19 | 0.91 | 76   | 80.0 | 11 | 8  | 1 | 7    |
| 00 Becky LaBarge | 2-0   | 2:16    | 0  | 0.00 | 0    | 0.0  | 0  | 0  | 0 | 0    |
| Team             |       |         |    |      | 3    |      |    |    |   |      |
| Total            | 20    | 1882:31 | 19 | 0.91 | 79   | 80.6 | 11 | 8  | 1 | 9    |
| Opponents        | 20    | 1882:31 | 21 | 1.00 | 102  | 82.9 | 8  | 11 | 1 | 6    |

2002

13-8-3 (5-3-2 C-USA)

NCAA Tournament Appearance

| Date     | Opponent            | W/L   | Score |
|----------|---------------------|-------|-------|
| Aug. 30  | Ohio                | W     | 4-3   |
| Sept. 1  | vs. Oakland         | L     | 2-0   |
| Sept. 6  | vs. Ohio State      | W     | 2-0   |
| Sept. 8  | at Dayton           | W     | 1-0   |
| Sept. 13 | Rhode Island        | W     | 2-0   |
| Sept. 17 | Wisconsin           | W     | 1-0   |
| Sept. 20 | vs. N. Carolina (1) | L     | 1-4   |
| Sept. 22 | at Duke (15)        | W     | 2-1   |
| Sept. 27 | Tulane *            | W     | 1-0   |
| Sept. 29 | Southern Miss*      | W     | 2-0   |
| Oct. 2   | at UAB *            | W     | 3-2   |
| Oct. 4   | at South Florida *  | T 2OT | 1-1   |
| Oct. 11  | at Charlotte *      | L     | 1-4   |
| Oct. 13  | at Saint Louis *    | T 2OT | 0-0   |
| Oct. 18  | Cincinnati *        | L OT  | 0-1   |
| Oct. 20  | Louisville *        | W     | 4-0   |
| Oct. 25  | at East Carolina *  | L     | 1-2   |
| Oct. 27  | Wis.-Milwaukee      | T 2OT | 1-1   |
| Oct. 30  | at Vanderbilt       | L     | 2-3   |
| Nov. 2   | DePaul *            | W     | 3-0   |
| Nov. 6   | vs. Saint Louis †   | W 2OT | 2-1   |
| Nov. 7   | at Charlotte †      | W     | 2-1   |
| Nov. 9   | vs. Cincinnati †    | L     | 1-2   |
| Nov. 15  | Wisconsin ^         | L     | 2-3   |



Marquette played in its seventh straight C-USA Tournament Final match and advanced to the NCAA Tournament for the fourth straight time in 2002.

\*Conference USA Match  
 †Conference USA Tournament; Charlotte, N.C.  
 ^NCAA Tournament; Milwaukee, Wis.

| Individual Stats     | MP-MS | G  | A  | Pts | Sh  | Shot% | YC-RC | GW | PK-ATT |
|----------------------|-------|----|----|-----|-----|-------|-------|----|--------|
| 13 Kate Gordon       | 24-22 | 13 | 6  | 32  | 75  | 17.3  | 1-0   | 3  | 0-0    |
| 16 Ashley Spakowitz  | 24-21 | 4  | 3  | 11  | 36  | 11.1  | 0-0   | 2  | 0-0    |
| 3 Julie Thompson     | 23-2  | 2  | 6  | 10  | 18  | 11.1  | 0-0   | 1  | 0-0    |
| 12 Laura Culhane     | 24-10 | 2  | 5  | 9   | 15  | 13.3  | 0-0   | 1  | 0-0    |
| 24 Heather Goranson  | 24-0  | 4  | 0  | 8   | 15  | 26.7  | 0-0   | 1  | 0-0    |
| 6 Anne Dalecky       | 24-24 | 3  | 1  | 7   | 15  | 20.0  | 1-0   | 1  | 3-3    |
| 9 Carolyn Klopp      | 24-23 | 2  | 3  | 7   | 38  | 5.3   | 0-0   | 1  | 0-0    |
| 11 Anne Ioder        | 24-24 | 2  | 2  | 6   | 40  | 5.0   | 0-0   | 1  | 0-0    |
| 4 Anna Frisk         | 24-24 | 2  | 1  | 5   | 28  | 7.1   | 0-0   | 0  | 0-0    |
| 10 Kristen Jensen    | 23-18 | 1  | 3  | 5   | 17  | 5.9   | 1-0   | 1  | 0-1    |
| 14 Katie Michuda     | 7-0   | 2  | 0  | 4   | 2   | 100.0 | 0-0   | 0  | 0-0    |
| 8 Kristin Halley     | 24-19 | 1  | 2  | 4   | 11  | 9.1   | 0-0   | 1  | 0-0    |
| 18 Kristie Matola    | 23-2  | 1  | 0  | 2   | 10  | 10.0  | 1-0   | 0  | 0-0    |
| 21 Ester Bedard      | 21-0  | 0  | 1  | 1   | 6   | 0.0   | 0-0   | 0  | 0-0    |
| 19 Courtney Sinsky   | 8-0   | 0  | 1  | 1   | 2   | 0.0   | 0-0   | 0  | 0-0    |
| 22 Sarah Johnson     | 4-0   | 0  | 1  | 1   | 0   | 0.0   | 0-0   | 0  | 0-0    |
| 17 Jessica Ratcliffe | 11-0  | 0  | 1  | 1   | 0   | 0.0   | 0-0   | 0  | 0-0    |
| 15 Lindsay Smale     | 24-22 | 0  | 0  | 0   | 8   | 0.0   | 0-0   | 0  | 0-0    |
| 25 Lindsay Michuda   | 19-0  | 0  | 0  | 0   | 7   | 0.0   | 0-0   | 0  | 0-0    |
| 7 Sarah Uyenishi     | 14-0  | 0  | 0  | 0   | 6   | 0.0   | 0-0   | 0  | 0-0    |
| 5 Stephanie Welch    | 5-5   | 0  | 0  | 0   | 5   | 0.0   | 0-0   | 0  | 0-0    |
| 23 Diana Detrie      | 24-24 | 0  | 0  | 0   | 3   | 0.0   | 4-0   | 0  | 0-0    |
| 1 Ashley Koenig      | 24-0  | 0  | 0  | 0   | 0   | 0.0   | 0-0   | 0  | 0-0    |
| 20 Claire Weber      | 19-0  | 0  | 0  | 0   | 0   | 0.0   | 1-0   | 0  | 0-0    |
| 30 Katie Bissen      | 4-0   | 0  | 0  | 0   | 0   | 0.0   | 0-0   | 0  | 0-0    |
| 2 Jennifer Baker     | 7-0   | 0  | 0  | 0   | 0   | 0.0   | 0-0   | 0  | 0-0    |
| 29 Erin Jamieson     | 3-0   | 0  | 0  | 0   | 0   | 0.0   | 0-0   | 0  | 0-0    |
| 28 Becky LaBarge     | 1-0   | 0  | 0  | 0   | 0   | 0.0   | 0-0   | 0  | 0-0    |
| Total                | 24    | 39 | 36 | 114 | 357 | 10.9  | 9-0   | 13 | 3-4    |
| Opponents            | 24    | 31 | 32 | 94  | 236 | 13.1  | 12-1  | 8  | 2-3    |

| Goalkeeper Stats | MP-MS | Min.    | GA | Avg. | Svs. | Pct.  | W  | L  | T | Sho. |
|------------------|-------|---------|----|------|------|-------|----|----|---|------|
| 1 Ashley Koenig  | 24-24 | 2101:42 | 29 | 1.24 | 87   | 75.0  | 13 | 8  | 2 | 7    |
| 30 Katie Bissen  | 4-0   | 113:41  | 2  | 1.58 | 6    | 75.0  | 0  | 0  | 1 | 0    |
| 28 Becky LaBarge | 1-0   | 24:17   | 0  | 0.00 | 1    | 100.0 | 0  | 0  | 0 | 0    |
| Team             |       |         |    |      | 2    |       |    |    |   |      |
| Total            | 24    | 2239:40 | 31 | 1.25 | 96   | 75.6  | 13 | 8  | 3 | 9    |
| Opponents        | 24    | 2239:40 | 39 | 1.57 | 154  | 79.8  | 8  | 13 | 3 | 3    |

Bold denotes team high/best.



# MARQUETTE

**2001**

**16-6 (8-2 C-USA)**

**NCAA Tournament Appearance**

| Date     | Opponent          | W/L   | Score |
|----------|-------------------|-------|-------|
| Aug. 31  | Oakland           | L     | 1-2   |
| Sept. 2  | vs. Iowa          | W     | 2-1   |
| Sept. 5  | Wis.-Green Bay    | W     | 2-0   |
| Sept. 9  | Central Mich.     | W     | 1-0   |
| Sept. 17 | at Illinois       | W     | 3-1   |
| Sept. 21 | UAB *             | W     | 1-0   |
| Sept. 23 | Memphis *         | W     | 3-2   |
| Sept. 28 | at TCU *          | W     | 2-0   |
| Sept. 30 | at Houston *      | W     | 2-1   |
| Oct. 5   | at Harvard        | L 2OT | 1-2   |
| Oct. 12  | Charlotte *       | W     | 1-0   |
| Oct. 14  | East Carolina *   | W     | 2-0   |
| Oct. 19  | at Cincinnati *   | L 2OT | 1-2   |
| Oct. 21  | at Louisville *   | W     | 3-0   |
| Oct. 26  | Saint Louis *     | L     | 0-1   |
| Oct. 28  | at Wisconsin      | W     | 2-0   |
| Nov. 1   | at Wis.-Milwaukee | W     | 3-0   |
| Nov. 3   | at DePaul *       | W     | 2-0   |
| Nov. 7   | Houston §         | W 2OT | 2-1   |
| Nov. 8   | Charlotte §       | W 2OT | 1-0   |
| Nov. 10  | Cincinnati §      | L     | 0-1   |
| Nov. 16  | Michigan ^        | L     | 0-1   |



The Golden Eagles advanced to the NCAA Tournament for the third straight season.

\*Conference USA Match  
 §Conference USA Tournament; Milwaukee, Wis.  
 ^NCAA Tournament; Milwaukee, Wis.

**2000**

**20-3-1 (10-0-1 C-USA)**

**C-USA Champions, NCAA Tournament Appearance**

| Date     | Opponent             | W/L   | Score |
|----------|----------------------|-------|-------|
| Aug. 25  | Tennessee            | W OT  | 2-1   |
| Aug. 27  | vs. Wisconsin        | W     | 2-0   |
| Sept. 1  | Wis.-Milwaukee       | W     | 2-1   |
| Sept. 8  | at UAB *             | W     | 1-0   |
| Sept. 10 | vs. Auburn           | L     | 1-3   |
| Sept. 15 | Louisville *         | W     | 7-0   |
| Sept. 17 | Cincinnati *         | W     | 5-2   |
| Sept. 22 | Brigham Young        | W     | 2-1   |
| Sept. 24 | at Memphis *         | W     | 7-4   |
| Sept. 26 | at Northern Illinois | W     | 2-1   |
| Sept. 29 | South Florida *      | W     | 2-0   |
| Oct. 1   | Charlotte *          | W     | 2-0   |
| Oct. 4   | at Wis.-Green Bay    | W     | 2-1   |
| Oct. 6   | at UCLA (5)          | L     | 1-5   |
| Oct. 13  | Houston *            | W     | 4-0   |
| Oct. 15  | Saint Louis *        | T 2OT | 0-0   |
| Oct. 20  | at Southern Miss *   | W     | 5-1   |
| Oct. 22  | at Tulane *          | W     | 1-0   |
| Oct. 27  | DePaul *             | W     | 7-0   |
| Nov. 1   | vs. South Florida §  | W 2OT | 2-1   |
| Nov. 2   | vs. Charlotte §      | W     | 4-1   |
| Nov. 4   | vs. Cincinnati §     | W 2OT | 1-0   |
| Nov. 8   | Wright State ^1      | W 2OT | 2-1   |
| Nov. 12  | at Texas A&M (9) ^2  | L     | 0-4   |



Marquette became the first C-USA team to win both the regular season title outright and the Conference Tournament crown.

\*Conference USA Match  
 §Conference USA Tournament; St. Louis, Mo.  
 ^1NCAA Tournament; Milwaukee, Wis.  
 ^2NCAA Tournament; College Station, Texas

| Individual Stats     | MP-MS | G  | A  | Pts | Sh  | Shot% | YC-RC | GW | PK-ATT |
|----------------------|-------|----|----|-----|-----|-------|-------|----|--------|
| 13 Kate Gordon       | 21-19 | 9  | 4  | 22  | 55  | 16.4  | 1-0   | 2  | 0-0    |
| 10 Kristen Jensen    | 22-22 | 3  | 7  | 13  | 26  | 11.5  | 0-0   | 1  | 3-3    |
| 19 Jenny Strachota   | 22-22 | 5  | 2  | 12  | 28  | 17.9  | 0-0   | 2  | 0-0    |
| 24 Jill Vendetti     | 22-3  | 5  | 1  | 11  | 35  | 14.3  | 3-0   | 3  | 0-0    |
| 12 Laura Culhane     | 19-13 | 3  | 2  | 8   | 35  | 8.6   | 0-0   | 1  | 0-0    |
| 11 Anne Ioder        | 22-11 | 3  | 1  | 7   | 33  | 9.1   | 0-0   | 3  | 0-0    |
| 16 Ashley Spakowitz  | 22-9  | 2  | 3  | 7   | 27  | 7.4   | 0-0   | 0  | 0-0    |
| 2 Erin Maysent       | 22-14 | 2  | 1  | 5   | 25  | 8.0   | 0-0   | 2  | 0-0    |
| 9 Carolyn Klopp      | 21-16 | 1  | 2  | 4   | 23  | 4.3   | 0-0   | 1  | 0-0    |
| 8 Kristin Halley     | 22-21 | 1  | 1  | 3   | 17  | 5.9   | 1-0   | 0  | 0-0    |
| 23 Diana Detrie      | 22-22 | 1  | 1  | 3   | 3   | 33.3  | 0-0   | 1  | 0-0    |
| 7 Jaime Krofta       | 20-1  | 0  | 0  | 0   | 12  | 0.0   | 0-0   | 0  | 0-0    |
| 6 Anne Dalecky       | 22-22 | 0  | 0  | 0   | 12  | 0.0   | 0-0   | 0  | 0-0    |
| 15 Lindsay Smale     | 22-21 | 0  | 0  | 0   | 10  | 0.0   | 0-0   | 0  | 0-0    |
| 3 Amy Hnatow         | 22-1  | 0  | 0  | 0   | 9   | 0.0   | 0-0   | 0  | 0-0    |
| 18 Lindsay Moore     | 8-0   | 0  | 0  | 0   | 7   | 0.0   | 0-0   | 0  | 0-0    |
| 5 Stephanie Welch    | 4-2   | 0  | 0  | 0   | 5   | 0.0   | 0-0   | 0  | 0-0    |
| 21 Ester Bedard      | 9-0   | 0  | 0  | 0   | 4   | 0.0   | 0-0   | 0  | 0-0    |
| 4 Anna Frisk         | 2-1   | 0  | 0  | 0   | 3   | 0.0   | 0-0   | 0  | 0-0    |
| 20 Claire Weber      | 17-0  | 0  | 0  | 0   | 2   | 0.0   | 0-0   | 0  | 0-0    |
| 30 Katie Bissen      | 3-0   | 0  | 0  | 0   | 0   | 0.0   | 0-0   | 0  | 0-0    |
| 25 Michelle George   | 1-0   | 0  | 0  | 0   | 0   | 0.0   | 0-0   | 0  | 0-0    |
| 22 Jaime Erickson    | 1-0   | 0  | 0  | 0   | 0   | 0.0   | 0-0   | 0  | 0-0    |
| 17 Jessica Ratcliffe | 8-0   | 0  | 0  | 0   | 0   | 0.0   | 0-0   | 0  | 0-0    |
| 14 Katie Michuda     | 3-0   | 0  | 0  | 0   | 0   | 0.0   | 0-0   | 0  | 0-0    |
| 1 Ashleigh Koenig    | 22-0  | 0  | 0  | 0   | 0   | 0.0   | 0-0   | 0  | 0-0    |
| 00 Katie Cook        | 2-0   | 0  | 0  | 0   | 0   | 0.0   | 0-0   | 0  | 0-0    |
| Total                | 22    | 35 | 25 | 95  | 371 | 9.4   | 5-0   | 16 | 3-3    |
| Opponents            | 22    | 15 | 13 | 43  | 215 | 7.0   | 17-0  | 6  | 0-0    |

| Goalkeeper Stats  | MP-MS | Min.    | GA | Avg. | Svs. | Pct. | W  | L  | T | Sho. |
|-------------------|-------|---------|----|------|------|------|----|----|---|------|
| 1 Ashleigh Koenig | 22-22 | 1964:23 | 13 | 0.60 | 83   | 86.5 | 16 | 5  | 0 | 8    |
| 30 Katie Bissen   | 3-0   | 70:14   | 2  | 2.56 | 5    | 71.4 | 0  | 0  | 0 | 0    |
| 00 Katie Cook     | 2-0   | 30:51   | 0  | 0.00 | 0    | 0.0  | 0  | 0  | 0 | 0    |
| Team              |       |         |    |      |      |      | 2  |    |   |      |
| Total             | 22    | 2065:28 | 15 | 0.65 | 90   | 85.7 | 16 | 5  | 0 | 11   |
| Opponents         | 22    | 2065:28 | 35 | 1.53 | 135  | 79.4 | 6  | 16 | 0 | 3    |

| Individual Stats    | MP-MS | G  | A  | Pts | Sh  | Shot% | YC-RC | GW | PK-ATT |
|---------------------|-------|----|----|-----|-----|-------|-------|----|--------|
| 13 Kate Gordon      | 24-13 | 17 | 6  | 40  | 69  | 24.6  | 2-0   | 7  | 0-0    |
| 24 Jill Vendetti    | 23-9  | 7  | 6  | 20  | 38  | 18.4  | 1-0   | 4  | 0-0    |
| 18 Stephanie Welch  | 24-24 | 3  | 13 | 19  | 18  | 16.7  | 0-0   | 0  | 0-0    |
| 16 Ashley Spakowitz | 24-17 | 6  | 2  | 14  | 28  | 21.4  | 0-0   | 2  | 0-0    |
| 10 Kristen Jensen   | 24-21 | 3  | 6  | 12  | 25  | 12.0  | 1-0   | 0  | 0-0    |
| 9 Carolyn Klopp     | 18-5  | 4  | 3  | 11  | 21  | 19.0  | 0-0   | 1  | 0-0    |
| 20 Rhegan Hyppio    | 24-24 | 5  | 1  | 11  | 19  | 26.3  | 0-0   | 2  | 0-0    |
| 17 Katherine Ward   | 23-8  | 4  | 2  | 10  | 32  | 12.5  | 0-0   | 1  | 0-0    |
| 6 Anne Dalecky      | 23-8  | 1  | 1  | 3   | 24  | 4.2   | 0-0   | 0  | 0-1    |
| 2 Erin Maysent      | 24-1  | 2  | 0  | 4   | 22  | 9.1   | 0-0   | 0  | 0-0    |
| 15 Lindsay Smale    | 24-0  | 1  | 1  | 3   | 20  | 5.0   | 0-0   | 0  | 0-0    |
| 11 Anne Ioder       | 22-1  | 2  | 4  | 8   | 19  | 10.5  | 0-0   | 0  | 0-0    |
| 12 Laura Culhane    | 23-0  | 2  | 2  | 6   | 17  | 11.8  | 0-0   | 0  | 0-0    |
| 14 Melissa Moffatt  | 14-7  | 2  | 1  | 5   | 15  | 13.3  | 0-0   | 0  | 0-0    |
| 19 Jenny Strachota  | 20-13 | 2  | 1  | 5   | 8   | 25.0  | 1-1   | 1  | 0-0    |
| 5 Heather O'Neil    | 24-24 | 2  | 0  | 4   | 17  | 11.8  | 0-0   | 0  | 0-0    |
| 3 Amy Hnatow        | 24-7  | 1  | 1  | 3   | 11  | 9.1   | 1-0   | 0  | 0-0    |
| 7 Jaime Krofta      | 10-0  | 0  | 2  | 2   | 4   | 0.0   | 0-0   | 0  | 0-0    |
| 21 Sarah Meyer      | 17-0  | 0  | 0  | 0   | 5   | 0.0   | 0-0   | 0  | 0-0    |
| 8 Kristin Halley    | 17-6  | 0  | 0  | 0   | 3   | 0.0   | 0-0   | 0  | 0-0    |
| 26 Kate Michuda     | 3-0   | 0  | 0  | 0   | 1   | 0.0   | 0-0   | 0  | 0-0    |
| 25 Nicki Peters     | 3-0   | 0  | 0  | 0   | 1   | 0.0   | 0-0   | 0  | 0-0    |
| 1 Mo Bothwell       | 23-0  | 0  | 0  | 0   | 0   | 0.0   | 0-0   | 0  | 0-0    |
| 23 Diana Detrie     | 20-15 | 0  | 0  | 0   | 0   | 0.0   | 0-0   | 0  | 0-0    |
| 00 Ashleigh Koenig  | 14-0  | 0  | 0  | 0   | 0   | 0.0   | 0-0   | 0  | 0-0    |
| 22 Jaime Erickson   | 3-0   | 0  | 0  | 0   | 0   | 0.0   | 0-0   | 0  | 0-0    |
| 28 Michelle George  | 3-0   | 0  | 0  | 0   | 0   | 0.0   | 0-0   | 0  | 0-0    |
| 30 Katie Cook       | 2-0   | 0  | 0  | 0   | 0   | 0.0   | 0-0   | 0  | 0-0    |
| 27 Laura Kretsch    | 1-0   | 0  | 0  | 0   | 0   | 0.0   | 0-0   | 0  | 0-0    |
| Total               | 24    | 64 | 52 | 180 | 417 | 15.3  | 11-1  | 18 | 0-1    |
| Opponents           | 24    | 27 | 19 | 73  | 229 | 11.8  | 8-1   | 3  | 0-0    |

| Goalkeeper Stats   | MP-MS | Min.    | GA | Avg. | Svs. | Pct. | W  | L  | T | Sho. |
|--------------------|-------|---------|----|------|------|------|----|----|---|------|
| 1 Mo Bothwell      | 23-23 | 1738:34 | 21 | 1.09 | 70   | 76.9 | 18 | 3  | 1 | 6    |
| 00 Ashleigh Koenig | 1-1   | 498:21  | 6  | 1.08 | 31   | 83.8 | 2  | 0  | 0 | 1    |
| 30 Katie Cook      | 0-0   | 19:58   | 0  | 0.00 | 0    | 0.0  | 0  | 0  | 0 | 0    |
| Total              | 24    | 2256:53 | 27 | 1.08 | 102  | 79.1 | 20 | 3  | 1 | 11   |
| Opponents          | 24    | 2256:53 | 64 | 2.55 | 153  | 70.5 | 3  | 18 | 1 | 2    |


# WOMEN'S SOCCER

## 1999

**16-7-2 (8-2-1 C-USA)**

**C-USA Champions, NCAA Tournament Appearance**

| Date     | Opponent                       | W/L   | Score  |
|----------|--------------------------------|-------|--------|
| Aug. 27  | at Illinois                    | L     | 1-3    |
| Aug. 29  | Wisconsin                      | L     | 1-2    |
| Sept. 3  | Evansville                     | W     | 5-4    |
| Sept. 5  | at Tennessee                   | L     | 2-4    |
| Sept. 12 | Wis.-Green Bay                 | W     | 8-0    |
| Sept. 17 | at Saint Louis*                | T 2OT | 1-1    |
| Sept. 19 | at Houston*                    | L OT  | 0-1    |
| Sept. 21 | at Wis.-Milwaukee              | T 2OT | 0-0    |
| Sept. 24 | Memphis*                       | W     | 4-1    |
| Sept. 26 | UAB*                           | W     | 1-0    |
| Oct. 1   | at Louisville*                 | W     | 4-1    |
| Oct. 3   | at Cincinnati*                 | W     | 2-1    |
| Oct. 6   | at Northwestern                | W     | 2-0    |
| Oct. 10  | at Santa Clara (1)             | L     | 0-1    |
| Oct. 15  | at Charlotte*                  | L     | 0-1    |
| Oct. 17  | at South Florida*              | W     | 5-0    |
| Oct. 22  | Tulane*                        | W     | 4-0    |
| Oct. 25  | Southern Miss*                 | W     | 3-1    |
| Oct. 29  | DePaul*                        | W     | 4-0    |
| Oct. 31  | Purdue                         | W     | 1-0    |
| Nov. 3   | vs. UAB <sup>1</sup>           | W     | 2-1    |
| Nov. 4   | vs. Southern Miss <sup>1</sup> | W     | 6-0    |
| Nov. 6   | vs. Charlotte <sup>1</sup>     | W     | OT 2-1 |
| Nov. 10  | at Missouri <sup>1</sup> (21)  | W 4OT | 3-2    |
| Nov. 13  | at Clemson <sup>2</sup> (8)    | L     | 0-1    |



**Kelly Roethe led Marquette in scoring in 1999 as she earned first-team All-Great Lakes honors.**

\*Conference USA Match  
<sup>1</sup>Conference USA Tournament; Farmers Branch, Texas  
<sup>2</sup>NCAA Tournament; Columbia, Mo.  
<sup>3</sup>NCAA Tournament; Clemson, S.C.

| Individual Stats    | MP-MS | G  | A  | Pts | Sh  | Shot% | YC-RC | GW | PK-ATT |
|---------------------|-------|----|----|-----|-----|-------|-------|----|--------|
| 12 Kelly Roethe     | 25-25 | 13 | 7  | 33  | 64  | 20.3  | 2-0   | 3  | 0-0    |
| 11 Lanette Rossini  | 25-25 | 8  | 8  | 24  | 32  | 25.0  | 2-0   | 3  | 0-0    |
| 17 Katherine Ward   | 25-24 | 8  | 6  | 22  | 29  | 27.6  | 1-0   | 2  | 0-0    |
| 13 Kate Gordon      | 25-1  | 9  | 2  | 20  | 47  | 19.1  | 0-0   | 3  | 0-0    |
| 5 Erin Morgan       | 25-25 | 8  | 4  | 20  | 31  | 25.8  | 1-0   | 3  | 0-0    |
| 16 Ashley Spakowitz | 25-0  | 4  | 4  | 12  | 20  | 20.0  | 0-0   | 1  | 0-0    |
| 14 Melissa Moffatt  | 25-25 | 2  | 4  | 8   | 35  | 5.7   | 2-0   | 0  | 0-0    |
| 4 Anna Frisk        | 25-23 | 2  | 4  | 8   | 21  | 9.5   | 0-0   | 0  | 0-0    |
| 25 Stephanie Welch  | 14-0  | 2  | 3  | 7   | 7   | 28.6  | 0-0   | 0  | 0-0    |
| 9 Katie Loughran    | 24-24 | 1  | 3  | 5   | 3   | 33.3  | 1-0   | 0  | 0-0    |
| 19 Jenny Strachota  | 20-5  | 1  | 2  | 4   | 10  | 10.0  | 3-0   | 0  | 0-0    |
| 8 Kristin Halley    | 16-0  | 1  | 1  | 3   | 6   | 16.7  | 1-0   | 0  | 0-0    |
| 3 Amy Hnatow        | 23-0  | 1  | 0  | 2   | 8   | 12.5  | 1-0   | 1  | 0-0    |
| 28 Dana Schierman   | 9-4   | 1  | 0  | 2   | 1   | 100.0 | 0-0   | 0  | 0-0    |
| 15 Heather O'Neil   | 25-25 | 0  | 2  | 2   | 16  | 0.0   | 0-0   | 0  | 0-0    |
| 23 Diana Detrie     | 22-16 | 0  | 2  | 2   | 3   | 0.0   | 0-0   | 0  | 0-0    |
| 2 Erin Maysent      | 17-0  | 0  | 1  | 1   | 6   | 0.0   | 0-0   | 0  | 0-0    |
| 7 Jamie Krofta      | 19-1  | 0  | 1  | 1   | 1   | 0.0   | 0-0   | 0  | 0-0    |
| 22 Lecia Schuetz    | 7-0   | 0  | 1  | 1   | 0   | 0.0   | 0-0   | 0  | 0-0    |
| 6 Anne Dalecky      | 19-0  | 0  | 0  | 0   | 11  | 0.0   | 0-0   | 0  | 0-0    |
| 20 Rhegan Hyypio    | 25-25 | 0  | 0  | 0   | 9   | 0.0   | 0-0   | 0  | 0-0    |
| 10 Rebecca Myers    | 12-0  | 0  | 0  | 0   | 3   | 0.0   | 0-0   | 0  | 0-0    |
| 24 Jill Vendetti    | 8-1   | 0  | 0  | 0   | 1   | 0.0   | 0-0   | 0  | 0-0    |
| 21 Laura Kretsch    | 4-0   | 0  | 0  | 0   | 0   | 0.0   | 0-0   | 0  | 0-0    |
| 18 Michelle George  | 4-0   | 0  | 0  | 0   | 0   | 0.0   | 0-0   | 0  | 0-0    |
| 22 Jamie Erickson   | 2-0   | 0  | 0  | 0   | 0   | 0.0   | 0-0   | 0  | 0-0    |
| Total               | 25    | 61 | 55 | 177 | 364 | 16.8  | 14-0  | 16 | 0-0    |
| Opponents           | 25    | 26 | 20 | 72  | 219 | 11.9  | 7-0   | 7  | 0-0    |

| Goalkeeper Stats   | MP-MS | Min.    | GA | Avg. | Svs. | Pct. | W  | L  | T | Sho. |
|--------------------|-------|---------|----|------|------|------|----|----|---|------|
| 1 Mo Bothwell      | 25-25 | 2164:24 | 25 | 1.04 | 91   | 78.4 | 16 | 7  | 2 | 5    |
| 00 Ashleigh Koenig | 8-0   | 202:50  | 1  | 0.44 | 3    | 75.0 | 0  | 0  | 0 | 0    |
| Total              | 25    | 2367:14 | 26 | 0.99 | 95   | 78.5 | 16 | 7  | 2 | 9    |
| Opponents          | 25    | 2367:14 | 61 | 2.32 | 137  | 69.2 | 7  | 16 | 2 | 5    |

## 1998

**15-5-2 (8-3 C-USA)**

| Date     | Opponent                       | W/L   | Score |
|----------|--------------------------------|-------|-------|
| Sept. 1  | at Purdue                      | W     | 10-1  |
| Sept. 4  | at Northwestern                | T 2OT | 2-2   |
| Sept. 6  | at Wis.-Green Bay              | W     | 7-0   |
| Sept. 11 | vs. Arizona State              | W     | 3-2   |
| Sept. 13 | at Wisconsin                   | W     | 3-1   |
| Sept. 18 | Houston*                       | L     | 1-2   |
| Sept. 20 | Saint Louis*                   | W     | 1-0   |
| Sept. 22 | Wis.-Milwaukee                 | L     | 0-1   |
| Sept. 25 | at UAB*                        | L 2OT | 0-1   |
| Sept. 27 | at Memphis*                    | W     | 3-0   |
| Oct. 2   | Cincinnati*                    | W     | 2-1   |
| Oct. 4   | Louisville*                    | W     | 3-0   |
| Oct. 9   | at Vanderbilt                  | L     | 0-4   |
| Oct. 16  | South Florida*                 | L     | 1-2   |
| Oct. 18  | Charlotte*                     | W     | 1-0   |
| Oct. 23  | at Southern Miss*              | W     | 1-0   |
| Oct. 25  | at Tulane*                     | W     | 2-1   |
| Oct. 30  | Northern Ill.                  | W     | 3-1   |
| Nov. 1   | at DePaul*                     | W     | 2-0   |
| Nov. 4   | vs. UAB <sup>1</sup>           | W     | 2-0   |
| Nov. 5   | vs. South Florida <sup>1</sup> | W     | 2-1   |
| Nov. 7   | vs. Charlotte <sup>1</sup>     | T 4OT | 0-0   |



**The 1998 Marquette women's soccer team advanced to the Conference USA Championship match, before losing to Charlotte on penalty kicks.**

\*Conference USA Match  
<sup>1</sup>Conference USA Tournament; Farmers Branch, Texas

| Individual Stats     | MP-MS | G  | A  | Pts | Sh  | Shot% | YC-RC | GW | PK-ATT |
|----------------------|-------|----|----|-----|-----|-------|-------|----|--------|
| 12 Kelly Roethe      | 22-22 | 12 | 8  | 32  | 60  | 20.0  | 1-0   | 5  | 3-3    |
| 17 Katherine Ward    | 22-1  | 9  | 2  | 20  | 41  | 22.0  | 0-0   | 2  | 0-0    |
| 6 Jessica Peterson   | 22-20 | 7  | 5  | 19  | 39  | 17.9  | 1-0   | 2  | 0-0    |
| 11 Lanette Rossini   | 22-22 | 6  | 3  | 15  | 33  | 18.2  | 2-0   | 2  | 0-0    |
| 5 Erin Morgan        | 22-18 | 4  | 5  | 13  | 30  | 13.3  | 0-0   | 1  | 0-0    |
| 4 Anna Frisk         | 21-18 | 3  | 3  | 9   | 17  | 17.6  | 1-0   | 1  | 0-0    |
| 7 Sheila Connelly    | 20-20 | 3  | 0  | 6   | 6   | 50.0  | 0-0   | 2  | 0-0    |
| 16 Viviana Saraceno  | 19-1  | 2  | 2  | 6   | 10  | 20.0  | 0-0   | 0  | 0-0    |
| 14 Melissa Moffatt   | 20-6  | 1  | 3  | 5   | 21  | 4.8   | 1-0   | 0  | 0-0    |
| 19 Jenny Strachota   | 22-3  | 1  | 3  | 5   | 17  | 5.9   | 1-0   | 0  | 0-0    |
| 22 Lecia Schuetz     | 22-3  | 1  | 1  | 3   | 10  | 10.0  | 0-0   | 0  | 0-0    |
| 2 Heidi Wiedel       | 22-22 | 0  | 2  | 2   | 4   | 0.0   | 0-0   | 0  | 0-0    |
| 9 Katie Loughran     | 22-22 | 0  | 2  | 2   | 0   | 0.0   | 0-0   | 0  | 0-0    |
| 3 Amy Hnatow         | 21-1  | 0  | 1  | 1   | 10  | 0.0   | 0-0   | 0  | 0-0    |
| 15 Heather O'Neil    | 22-20 | 0  | 0  | 0   | 9   | 0.0   | 3-1   | 0  | 0-0    |
| 10 Maria Lara        | 22-3  | 0  | 0  | 0   | 5   | 0.0   | 0-0   | 0  | 0-0    |
| 20 Rhegan Hyypio     | 20-18 | 0  | 0  | 0   | 4   | 0.0   | 1-0   | 0  | 0-0    |
| 8 Christie Moore     | 7-0   | 0  | 0  | 0   | 4   | 0.0   | 0-0   | 0  | 0-0    |
| 18 Dana Schierman    | 13-0  | 0  | 0  | 0   | 2   | 0.0   | 1-0   | 0  | 0-0    |
| 25 Stephanie Welch   | 12-0  | 0  | 0  | 0   | 1   | 0.0   | 0-0   | 0  | 0-0    |
| 24 Jill Vendetti     | 8-0   | 0  | 0  | 0   | 1   | 0.0   | 0-0   | 0  | 0-0    |
| 23 Emily Kelley      | 1-0   | 0  | 0  | 0   | 0   | 0.0   | 0-0   | 0  | 0-0    |
| 21 Stephanie Roberts | 2-0   | 0  | 0  | 0   | 0   | 0.0   | 0-0   | 0  | 0-0    |
| 13 Stefanie Lawson   | 2-0   | 0  | 0  | 0   | 0   | 0.0   | 0-0   | 0  | 0-0    |
| Total                | 22    | 49 | 40 | 138 | 324 | 15.1  | 12-1  | 15 | 3-3    |
| Opponents            | 22    | 20 | 12 | 52  | 152 | 13.2  | 0-0   | 5  | 1-1    |

| Goalkeeper Stats | MP-MS | Min.    | GA | Avg. | Svs. | Pct. | W  | L  | T | Sho. |
|------------------|-------|---------|----|------|------|------|----|----|---|------|
| 1 Mo Bothwell    | 22-22 | 2087:36 | 20 | 0.86 | 69   | 77.5 | 15 | 5  | 2 | 8    |
| 00 Kelly Heglund | 1-0   | 5:00    | 0  | 0.00 | 0    | 0.0  | 0  | 0  | 0 | 0    |
| Total            | 22    | 2092:36 | 20 | 0.86 | 69   | 77.5 | 15 | 5  | 2 | 9    |
| Opponents        | 22    | 2092:36 | 49 | 2.11 | 163  | 76.9 | 5  | 15 | 2 | 4    |

Bold denotes team high/best.

## 1997 14-2-4 (7-1-1 C-USA)

### C-USA Co-Champions

| Date     | Opponent             | W/L   | Score |
|----------|----------------------|-------|-------|
| Aug. 30  | Wisconsin            | T 2OT | 2-2   |
| Sept. 1  | at Valparaiso        | W     | 5-2   |
| Sept. 5  | vs. Eastern Illinois | W     | 1-0   |
| Sept. 7  | vs. Kentucky (21)    | T 2OT | 1-1   |
| Sept. 12 | at Cincinnati *      | T 2OT | 0-0   |
| Sept. 14 | at Louisville *      | L     | 1-2   |
| Sept. 19 | Charlotte *          | W OT  | 1-0   |
| Sept. 21 | South Florida *      | W     | 3-0   |
| Sept. 26 | Tulane *             | W     | 3-0   |
| Sept. 28 | UAB *                | W     | 3-2   |
| Oct. 3   | at Memphis *         | W OT  | 5-1   |
| Oct. 5   | at Saint Louis *     | W OT  | 1-0   |
| Oct. 10  | Wis.-Milwaukee       | W     | 2-1   |
| Oct. 14  | DePaul *             | W OT  | 1-0   |
| Oct. 17  | at Northern Illinois | W     | 1-0   |
| Oct. 28  | Wis.-Green Bay       | W     | 2-0   |
| Nov. 2   | at Evansville        | T 2OT | 0-0   |
| Nov. 6   | vs. Memphis †        | W     | 2-0   |
| Nov. 7   | vs. Charlotte †      | W     | 3-2   |
| Nov. 8   | vs. Cincinnati †     | L     | 0-1   |

\*Conference USA Match  
 †Conference USA Tournament; St. Louis, Mo.



The 1997 senior class of Colleen McGurk, Regina Sekyra, Mary Revnew and Sandy Nechay helped Marquette to a second straight winning season.

| Individual Stats     | MP-MS | G  | A  | Pts | Sh  | Shot% | YC-RC | GW | PK-ATT |
|----------------------|-------|----|----|-----|-----|-------|-------|----|--------|
| 12 Kelly Roethe      | 20-20 | 11 | 3  | 25  | 49  | 22.4  | 0-0   | 4  | 1-1    |
| 5 Erin Morgan        | 20-3  | 3  | 8  | 14  | 19  | 15.8  | 0-0   | 1  | 0-0    |
| 6 Jessica Peterson   | 20-19 | 5  | 1  | 11  | 31  | 16.1  | 1-0   | 1  | 0-0    |
| 11 Lanette Rossini   | 20-17 | 3  | 4  | 10  | 31  | 9.7   | 0-0   | 0  | 0-0    |
| 17 Katherine Ward    | 19-0  | 3  | 3  | 9   | 18  | 16.7  | 1-0   | 0  | 0-0    |
| 4 Regina Sekyra      | 20-20 | 1  | 7  | 9   | 30  | 3.3   | 2-0   | 1  | 0-0    |
| 19 Mary Revnew       | 20-20 | 4  | 0  | 8   | 23  | 17.4  | 1-0   | 4  | 0-0    |
| 20 Rhegan Hypio      | 18-15 | 2  | 3  | 7   | 4   | 50.0  | 0-0   | 0  | 0-0    |
| 3 Colleen McGurk     | 19-3  | 1  | 4  | 6   | 9   | 11.1  | 0-0   | 1  | 0-0    |
| 22 Lecia Schuetz     | 17-0  | 2  | 1  | 5   | 7   | 28.6  | 0-0   | 1  | 0-0    |
| 2 Heidi Wiedel       | 20-20 | 1  | 3  | 5   | 11  | 9.1   | 0-0   | 1  | 0-0    |
| 15 Heather O'Neil    | 18-13 | 1  | 0  | 2   | 5   | 20.0  | 0-0   | 0  | 0-0    |
| 23 Sandy Nechay      | 20-20 | 0  | 2  | 2   | 13  | 0.0   | 1-0   | 0  | 0-0    |
| 7 Melissa Moffatt    | 18-5  | 0  | 1  | 1   | 11  | 0.0   | 0-0   | 0  | 0-0    |
| 8 Christie Moore     | 10-2  | 0  | 1  | 1   | 0   | 0.0   | 0-0   | 0  | 0-0    |
| 9 Katie Loughran     | 20-20 | 0  | 0  | 0   | 6   | 0.0   | 1-0   | 0  | 0-0    |
| 10 Maria Lara        | 18-0  | 0  | 0  | 0   | 1   | 0.0   | 0-0   | 0  | 0-0    |
| 18 Dana Schierman    | 9-1   | 0  | 0  | 0   | 0   | 0.0   | 0-0   | 0  | 0-0    |
| 27 Stephanie Roberts | 2-0   | 0  | 0  | 0   | 0   | 0.0   | 0-0   | 0  | 0-0    |
| 25 Vanessa Anthony   | 1-0   | 0  | 0  | 0   | 0   | 0.0   | 0-0   | 0  | 0-0    |
| 24 Sue Hanson        | 1-0   | 0  | 0  | 0   | 0   | 0.0   | 0-0   | 0  | 0-0    |
| 21 Erin Zimmerman    | 1-0   | 0  | 0  | 0   | 0   | 0.0   | 0-0   | 0  | 0-0    |
| 14 Vicky Moran       | 3-0   | 0  | 0  | 0   | 0   | 0.0   | 0-0   | 0  | 0-0    |
| Total                | 20    | 37 | 41 | 115 | 268 | 13.8  | 7-0   | 14 | 1-1    |
| Opponents            | 20    | 14 | 9  | 37  | 139 | 10.1  | 0-0   | 2  | 1-1    |

| Goalkeeper Stats   | MP-MS | Min.    | GA | Avg. | Svs. | Pct. | W  | L  | T | Sho. |
|--------------------|-------|---------|----|------|------|------|----|----|---|------|
| 1 Mo Bothwell      | 20-20 | 1893:24 | 13 | 0.62 | 58   | 81.7 | 14 | 2  | 4 | 10   |
| 00 Cecelia Rollins | 2-0   | 39:30   | 1  | 2.28 | 2    | 66.7 | 0  | 0  | 0 | 0    |
| Total              | 20    | 1932:54 | 14 | 0.65 | 62   | 81.6 | 14 | 2  | 4 | 11   |
| Opponents          | 20    | 1932:54 | 37 | 1.72 | 131  | 78.0 | 2  | 14 | 4 | 2    |

## 1996 16-6-1 (8-1-0 C-USA)

### C-USA Co-Champions

| Date     | Opponent            | W/L   | Score |
|----------|---------------------|-------|-------|
| Aug. 31  | at Wisconsin (14)   | L     | 0-1   |
| Sept. 6  | Loyola (Ill.)       | W     | 5-1   |
| Sept. 13 | at Wis.-Green Bay   | W     | 2-0   |
| Sept. 15 | Wright State        | W     | 2-0   |
| Sept. 20 | Cincinnati *        | W 2OT | 1-0   |
| Sept. 22 | Louisville *        | W     | 2-0   |
| Sept. 27 | at Notre Dame (2)   | L     | 0-5   |
| Sept. 28 | at Charlotte *      | W     | 2-1   |
| Oct. 4   | at DePaul *         | W     | 7-0   |
| Oct. 6   | Northwestern        | T 2OT | 0-0   |
| Oct. 9   | Northern Ill.       | W     | 4-0   |
| Oct. 11  | at Detroit          | L     | 2-4   |
| Oct. 13  | at Toledo           | W     | 5-1   |
| Oct. 18  | at Tulane *         | W     | 2-0   |
| Oct. 20  | at UAB *            | W     | 3-0   |
| Oct. 22  | Saint Louis *       | L 2OT | 0-1   |
| Oct. 25  | Memphis *           | W 2OT | 3-1   |
| Oct. 27  | Creighton           | W 2OT | 2-1   |
| Oct. 30  | at Wis.-Milwaukee   | L     | 0-1   |
| Nov. 1   | at South Florida *  | W     | 5-0   |
| Nov. 7   | vs. South Florida † | W     | 3-0   |
| Nov. 9   | at Charlotte †      | W     | 2-0   |
| Nov. 10  | vs. Cincinnati †    | L 2OT | 2-4   |

\*Conference USA Match  
 †Conference USA Tournament; Charlotte, N.C.



Kathy Urbanski (top) and Kim Engelbert were part of the first season as head coach for Markus Roeders. The team won a school record 16 matches.

| Individual Stats     | MP-MS | G  | A  | Pts | Sh  | Shot% | YC-RC | GW | PK-ATT |
|----------------------|-------|----|----|-----|-----|-------|-------|----|--------|
| 12 Kelly Roethe      | 23-22 | 13 | 7  | 33  | 71  | 18.3  | 2-0   | 5  | 0-0    |
| 4 Regina Sekyra      | 22-21 | 6  | 17 | 29  | 48  | 12.5  | 3-0   | 2  | 0-0    |
| 6 Jessica Peterson   | 23-21 | 8  | 4  | 20  | 42  | 19.0  | 0-0   | 3  | 0-0    |
| 5 Erin Morgan        | 23-2  | 9  | 1  | 19  | 36  | 25.0  | 0-0   | 2  | 0-0    |
| 19 Mary Revnew       | 23-21 | 6  | 1  | 13  | 28  | 21.4  | 0-0   | 2  | 0-0    |
| 7 Kim Engelbert      | 23-23 | 3  | 6  | 12  | 39  | 7.7   | 1-0   | 1  | 0-0    |
| 11 Lanette Rossini   | 23-4  | 3  | 6  | 12  | 32  | 9.4   | 1-0   | 0  | 0-0    |
| 9 Danielle Henion    | 18-4  | 4  | 3  | 11  | 15  | 26.7  | 0-0   | 0  | 0-0    |
| 14 Vicky Moran       | 21-0  | 2  | 0  | 4   | 9   | 22.2  | 0-0   | 1  | 0-0    |
| 2 Heidi Wiedel       | 23-23 | 0  | 3  | 3   | 7   | 0.0   | 0-0   | 0  | 0-0    |
| 9 Katie Loughran     | 2-0   | 1  | 0  | 2   | 1   | 100.0 | 0-0   | 0  | 0-0    |
| 3 Colleen McGurk     | 23-18 | 0  | 2  | 2   | 14  | 0.0   | 0-0   | 0  | 0-0    |
| 17 Kathy Urbanski    | 23-23 | 0  | 1  | 1   | 3   | 0.0   | 0-0   | 0  | 0-0    |
| 13 Anne Klosterman   | 23-23 | 0  | 1  | 1   | 0   | 0.0   | 0-0   | 0  | 0-0    |
| 22 Karin Denholm     | 20-1  | 0  | 0  | 0   | 3   | 0.0   | 0-0   | 0  | 0-0    |
| 23 Sandy Nechay      | 23-22 | 0  | 0  | 0   | 1   | 0.0   | 0-0   | 0  | 0-0    |
| 21 Stephanie Wagner  | 6-0   | 0  | 0  | 0   | 1   | 0.0   | 0-0   | 0  | 0-0    |
| 18 Mary Leising      | 12-1  | 0  | 0  | 0   | 0   | 0.0   | 0-0   | 0  | 0-0    |
| 25 Vanessa Anthony   | 7-0   | 0  | 0  | 0   | 0   | 0.0   | 0-0   | 0  | 0-0    |
| 8 Christie Moore     | 6-0   | 0  | 0  | 0   | 0   | 0.0   | 0-0   | 0  | 0-0    |
| 15 Katie Siporski    | 4-1   | 0  | 0  | 0   | 0   | 0.0   | 0-0   | 0  | 0-0    |
| 10 Erika Freiburger  | 3-0   | 0  | 0  | 0   | 0   | 0.0   | 0-0   | 0  | 0-0    |
| 16 Jenny Trinitapoli | 3-0   | 0  | 0  | 0   | 0   | 0.0   | 0-0   | 0  | 0-0    |
| 24 Jenny Kolthoff    | 3-0   | 0  | 0  | 0   | 0   | 0.0   | 0-0   | 0  | 0-0    |
| 20 Amanda Spicuzzi   | 1-0   | 0  | 0  | 0   | 0   | 0.0   | 0-0   | 0  | 0-0    |
| Total                | 23    | 55 | 52 | 162 | 350 | 15.7  | 7-0   | 16 | 0-0    |
| Opponents            | 23    | 21 | 16 | 58  | 190 | 11.1  | 0-0   | 6  | 3-3    |

| Goalkeeper Stats | MP-MS | Min.    | GA | Avg. | Svs. | Pct. | W  | L  | T | Sho. |
|------------------|-------|---------|----|------|------|------|----|----|---|------|
| 00 Karin Tinucci | 12-11 | 1095:00 | 9  | 0.74 | 51   | 85.0 | 9  | 2  | 0 | 6    |
| 1 Stacy Sipotz   | 13-12 | 1155:00 | 12 | 0.94 | 54   | 81.8 | 7  | 4  | 1 | 6    |
| Total            | 23    | 2250:00 | 21 | 0.84 | 106  | 83.5 | 16 | 6  | 1 | 12   |
| Opponents        | 23    | 2250:00 | 54 | 2.16 | 181  | 77.0 | 6  | 16 | 1 | 5    |

# WOMEN'S SOCCER

1995

8-11-2 (1-4 C-USA)

| Date            | Opponent                | W/L          | Score      |
|-----------------|-------------------------|--------------|------------|
| Sept. 3         | at Texas A&M (19)       | L 2OT        | 4-7        |
| Sept. 4         | at TCU                  | W            | 3-0        |
| <b>Sept. 6</b>  | <b>Valparaiso</b>       | <b>W</b>     | <b>3-0</b> |
| Sept. 9         | at Northwestern         | L            | 0-1        |
| Sept. 15        | at Evansville *         | L            | 2-4        |
| Sept. 17        | at Butler (25)          | T 2OT        | 1-1        |
| Sept. 20        | at Northern Illinois    | L            | 0-2        |
| <b>Sept. 22</b> | <b>Wis.-Milwaukee</b>   | <b>L</b>     | <b>1-2</b> |
| <b>Sept. 24</b> | <b>Eastern Illinois</b> | <b>W</b>     | <b>2-0</b> |
| Sept. 29        | vs. South Carolina      | W 2OT        | 2-1        |
| Sept. 30        | vs. Florida State       | W            | 1-0        |
| <b>Oct. 3</b>   | <b>Wisconsin (16)</b>   | <b>L 2OT</b> | <b>0-1</b> |
| <b>Oct. 6</b>   | <b>Charlotte *</b>      | <b>L 2OT</b> | <b>1-2</b> |
| <b>Oct. 8</b>   | <b>Dayton</b>           | <b>W</b>     | <b>1-0</b> |
| Oct. 13         | at Wright State         | L            | 0-2        |
| Oct. 15         | at Cincinnati *         | L            | 1-2        |
| <b>Oct. 20</b>  | <b>Memphis *</b>        | <b>W</b>     | <b>3-1</b> |
| <b>Oct. 22</b>  | <b>Toledo</b>           | <b>T 2OT</b> | <b>1-1</b> |
| <b>Oct. 25</b>  | <b>Wis.-Green Bay</b>   | <b>W 2OT</b> | <b>1-0</b> |
| Oct. 29         | at Louisville *         | L            | 1-2        |
| Nov. 2          | vs. Evansville †        | L            | 0-1        |

\*Conference USA Match  
 †Conference USA Tournament; Cincinnati, Ohio



The 1995 team continued to show improvement from seasons past as the Golden Eagles took three nationally-ranked teams to overtime.

| Individual Stats    | MP-MS | G  | A  | Pts | Sh  | Shot% | YC-RC | GW | PK-ATT |
|---------------------|-------|----|----|-----|-----|-------|-------|----|--------|
| 6 Jessica Peterson  | 21-20 | 7  | 1  | 15  | 49  | 14.3  | 1-0   | 1  | 0-0    |
| 7 Kim Engelbert     | 20-20 | 5  | 5  | 15  | 47  | 10.6  | 0-0   | 0  | 1-1    |
| 4 Regina Sekyra     | 21-10 | 5  | 4  | 14  | 42  | 11.9  | 4-0   | 1  | 0-0    |
| 19 Mary Revnew      | 21-21 | 2  | 1  | 5   | 29  | 6.9   | 0-0   | 0  | 0-0    |
| 3 Colleen McGurk    | 20-11 | 2  | 1  | 5   | 24  | 8.3   | 0-0   | 1  | 0-0    |
| 9 Danielle Henion   | 21-20 | 2  | 1  | 5   | 17  | 11.8  | 0-0   | 1  | 0-0    |
| 12 Maureen Mathews  | 17-11 | 1  | 1  | 3   | 14  | 7.1   | 0-0   | 1  | 0-0    |
| 23 Sandy Nechay     | 17-7  | 1  | 1  | 3   | 6   | 16.7  | 0-0   | 0  | 0-0    |
| 14 Kim Anderson     | 21-3  | 1  | 1  | 3   | 5   | 20.0  | 0-0   | 1  | 0-0    |
| 10 Erika Freiburger | 15-13 | 0  | 3  | 3   | 9   | 0.0   | 0-0   | 0  | 0-0    |
| 22 Karin Denholm    | 15-10 | 1  | 0  | 2   | 11  | 9.1   | 0-0   | 1  | 0-0    |
| 2 Heidi Wiedel      | 20-20 | 1  | 0  | 2   | 3   | 33.3  | 0-1   | 1  | 0-0    |
| 1 Stacy Sipotz      | 11-0  | 0  | 1  | 1   | 0   | 0.0   | 0-0   | 0  | 0-0    |
| 8 Kara Cassidy      | 17-1  | 0  | 0  | 0   | 8   | 0.0   | 0-0   | 0  | 0-0    |
| 18 Angie Fluckiger  | 10-1  | 0  | 0  | 0   | 5   | 0.0   | 0-0   | 0  | 0-0    |
| 17 Cathy Urbanski   | 21-21 | 0  | 0  | 0   | 4   | 0.0   | 0-0   | 0  | 0-0    |
| 21 Kathie Kostecke  | 1-0   | 0  | 0  | 0   | 2   | 0.0   | 0-0   | 0  | 0-0    |
| 13 Anne Klosterman  | 21-21 | 0  | 0  | 0   | 1   | 0.0   | 1-0   | 0  | 0-0    |
| 30 Jenny Kolthoff   | 2-0   | 0  | 0  | 0   | 1   | 0.0   | 0-0   | 0  | 0-0    |
| 24 Becky Wiza       | 2-0   | 0  | 0  | 0   | 0   | 0.0   | 0-0   | 0  | 0-0    |
| 15 Katie Sipsorski  | 2-0   | 0  | 0  | 0   | 0   | 0.0   | 0-0   | 0  | 0-0    |
| 11 Lindsay Knutson  | 1-0   | 0  | 0  | 0   | 0   | 0.0   | 0-0   | 0  | 0-0    |
| Total               | 21    | 28 | 20 | 76  | 277 | 10.1  | 6-1   | 8  | 1-1    |
| Opponents           | 21    | 30 | 21 | 81  | 226 | 13.3  | 0-0   | 11 | 0-0    |

| Goalkeeper Stats | MP-MS | Min.    | GA | Avg. | Svs. | Pct. | W  | L  | T | Sho. |
|------------------|-------|---------|----|------|------|------|----|----|---|------|
| 00 Karin Tinucci | 12-11 | 1080:00 | 15 | 1.25 | 41   | .732 | 4  | 6  | 1 | 3    |
| 1 Stacy Sipotz   | 11-10 | 990:00  | 15 | 1.36 | 63   | .808 | 4  | 5  | 1 | 2    |
| Total            | 21    | 2070:00 | 30 | 1.30 | 104  | .776 | 8  | 11 | 2 | 6    |
| Opponents        | 21    | 2070:00 | 28 | 1.22 | 159  | .850 | 11 | 8  | 2 | 5    |

1994

7-7-4 (1-2 GMC)

| Date            | Opponent                 | W/L          | Score      |
|-----------------|--------------------------|--------------|------------|
| <b>Sept. 3</b>  | <b>Ohio State</b>        | <b>T 2OT</b> | <b>2-2</b> |
| Sept. 9         | at Wis.-Green Bay        | W            | 1-0        |
| Sept. 10        | vs. Evansville *         | L            | 1-2        |
| <b>Sept. 16</b> | <b>Cincinnati *</b>      | <b>W</b>     | <b>2-1</b> |
| <b>Sept. 18</b> | <b>Northwestern</b>      | <b>W 2OT</b> | <b>2-1</b> |
| <b>Sept. 23</b> | <b>Northern Illinois</b> | <b>L</b>     | <b>0-2</b> |
| <b>Sept. 25</b> | <b>Louisville</b>        | <b>W</b>     | <b>2-0</b> |
| Sept. 27        | at Loyola (Ill.)         | L            | 1-3        |
| <b>Sept. 30</b> | <b>Valparaiso</b>        | <b>W</b>     | <b>3-0</b> |
| <b>Oct. 2</b>   | <b>Lewis</b>             | <b>T 2OT</b> | <b>1-1</b> |
| Oct. 8          | at Creighton             | L            | 1-2        |
| Oct. 9          | at Nebraska              | L            | 1-2        |
| <b>Oct. 16</b>  | <b>Wis.-Eau Claire</b>   | <b>W</b>     | <b>5-0</b> |
| Oct. 22         | at Macalester            | W 2OT        | 1-0        |
| Oct. 23         | at Minnesota             | T 2OT        | 0-0        |
| Oct. 26         | at Wis.-Milwaukee        | T 2OT        | 1-1        |
| Oct. 29         | at Dayton *              | L            | 0-3        |
| Nov. 4          | vs. Evansville †         | L            | 0-1        |

\* Great Midwest Conference Match  
 † Great Midwest Tournament; Dayton, Ohio



In 1994, Marquette earned a .500 record in just its second season of varsity women's soccer.

| Individual Stats     | MP-MS | G  | A  | Pts | Sh  | Shot% | YC-RC | GW | PK-ATT |
|----------------------|-------|----|----|-----|-----|-------|-------|----|--------|
| 9 Danielle Henion    | 18-18 | 4  | 2  | 10  | 15  | 26.7  | 0-0   | 2  | 0-0    |
| 3 Colleen McGurk     | 18-17 | 4  | 0  | 8   | 34  | 11.8  | 0-0   | 0  | 0-0    |
| 18 Angie Fluckiger   | 14-6  | 4  | 0  | 8   | 12  | 33.3  | 0-0   | 1  | 0-0    |
| 12 Maureen Mathews   | 14-13 | 2  | 3  | 7   | 25  | 8.0   | 0-0   | 1  | 0-0    |
| 4 Regina Sekyra      | 18-18 | 1  | 5  | 7   | 36  | 2.8   | 1-0   | 0  | 0-0    |
| 7 Kim Engelbert      | 18-18 | 0  | 5  | 5   | 42  | 0.0   | 0-0   | 0  | 0-0    |
| 23 Sandy Nechay      | 17-17 | 2  | 0  | 4   | 24  | 8.3   | 0-0   | 2  | 0-0    |
| 19 Mary Revnew       | 17-2  | 2  | 0  | 4   | 15  | 13.3  | 0-0   | 0  | 0-0    |
| 15 Kendra Williamson | 17-3  | 1  | 1  | 3   | 19  | 5.3   | 0-0   | 0  | 0-0    |
| 17 Cathy Urbanski    | 18-18 | 1  | 1  | 3   | 4   | 25.0  | 0-0   | 0  | 0-0    |
| 8 Kara Cassidy       | 7-0   | 1  | 0  | 2   | 5   | 20.0  | 0-0   | 1  | 0-0    |
| 16 Elizabeth Coakley | 5-0   | 1  | 0  | 2   | 1   | 100.0 | 0-0   | 0  | 0-0    |
| 11 Kristin Grover    | 2-0   | 1  | 0  | 2   | 1   | 100.0 | 0-0   | 0  | 0-0    |
| 00 Karin Tinucci     | 6-0   | 0  | 1  | 1   | 0   | 0.0   | 0-0   | 0  | 0-0    |
| 21 Kathie Kostecke   | 1-0   | 0  | 1  | 1   | 0   | 0.0   | 0-0   | 0  | 0-0    |
| 2 Erica Helms        | 18-13 | 0  | 0  | 0   | 7   | 0.0   | 0-0   | 0  | 0-0    |
| 5 Kelly Franklin     | 18-18 | 0  | 0  | 0   | 5   | 0.0   | 0-0   | 0  | 0-0    |
| 13 Anne Klosterman   | 18-18 | 0  | 0  | 0   | 3   | 0.0   | 0-0   | 0  | 0-0    |
| 22 Karin Denholm     | 11-0  | 0  | 0  | 0   | 3   | 0.0   | 0-0   | 0  | 0-0    |
| 20 Amy Stober        | 6-0   | 0  | 0  | 0   | 3   | 0.0   | 0-0   | 0  | 0-0    |
| 14 Kim Anderson      | 2-0   | 0  | 0  | 0   | 1   | 0.0   | 0-0   | 0  | 0-0    |
| 6 Jennifer Powell    | 12-1  | 0  | 0  | 0   | 1   | 0.0   | 0-0   | 0  | 0-0    |
| 24 Shannon Laketek   | 2-0   | 0  | 0  | 0   | 0   | 0.0   | 0-0   | 0  | 0-0    |
| 10 Sarah Kazlauskas  | 1-0   | 0  | 0  | 0   | 0   | 0.0   | 0-0   | 0  | 0-0    |
| Total                | 18    | 24 | 19 | 67  | 256 | 9.4   | 1-0   | 7  | 0-0    |
| Opponents            | 18    | 21 | 13 | 55  | 241 | 8.7   | 0-0   | 7  | 1-1    |

| Goalkeeper Stats | MP-MS | Min.    | GA | Avg. | Svs. | Pct. | W | L | T | Sho. |
|------------------|-------|---------|----|------|------|------|---|---|---|------|
| 1 Stacy Sipotz   | 13-13 | 1320:00 | 11 | 0.75 | 83   | .883 | 6 | 4 | 3 | 6    |
| 00 Karin Tinucci | 6-5   | 480:00  | 10 | 1.88 | 45   | .818 | 1 | 3 | 1 | 0    |
| Total            | 18    | 1800:00 | 21 | 1.05 | 128  | .859 | 7 | 7 | 4 | 6    |
| Opponents        | 18    | 1800:00 | 24 | 1.20 | 128  | .842 | 7 | 7 | 4 | 4    |

Bold denotes team high/best.




# MARQUETTE

1993

6-10

| Date     | Opponent             | W/L   | Score |
|----------|----------------------|-------|-------|
| Sept. 4  | Evansville           | L     | 0-1   |
| Sept. 8  | at SIU-Edwardsville  | T 2OT | 1-1   |
| Sept. 12 | at Ohio State        | L     | 0-2   |
| Sept. 15 | at Wis.-Milwaukee    | L     | 0-4   |
| Sept. 18 | at Creighton         | T 2OT | 2-2   |
| Sept. 19 | vs. Teikyo Westmar   | W     | 1-0   |
| Sept. 22 | at Wis.-Oshkosh      | W     | 5-0   |
| Sept. 24 | Oral Roberts         | W     | 5-0   |
| Sept. 29 | at Northern Illinois | W     | 3-2   |
| Oct. 3   | at Louisville        | L     | 0-2   |
| Oct. 7   | Loyola (Ill.)        | W     | 5-0   |
| Oct. 9   | Dayton               | L     | 0-2   |
| Oct. 13  | Wis.-Green Bay       | L     | 1-2   |
| Oct. 15  | at Indiana           | L     | 0-2   |
| Oct. 17  | Creighton            | L     | 0-2   |
| Oct. 23  | at Cincinnati        | L     | 1-4   |
| Oct. 29  | Minnesota            | L     | 1-6   |
| Oct. 31  | at Valparaiso        | W     | 5-1   |



Marquette fielded its first women's soccer team in 1993. After a slow start, MU won four matches in a row in the middle of the season.

| Individual Stats     | MP-MS | G  | A  | Pts | Sh  | Shot% | YC-RC | GW | PK-ATT |
|----------------------|-------|----|----|-----|-----|-------|-------|----|--------|
| 15 Lezlie Barrett    | 17-17 | 9  | 4  | 22  | 38  | 23.7  | 0-0   | 4  | 0-0    |
| 12 Maureen Mathews   | 16-15 | 7  | 2  | 16  | 20  | 35.0  | 0-0   | 1  | 0-0    |
| 3 Anne Klosterman    | 18-18 | 4  | 0  | 8   | 19  | 21.1  | 1-0   | 0  | 0-0    |
| 8 Kara Cassidy       | 18-5  | 3  | 2  | 8   | 25  | 12.0  | 0-0   | 1  | 0-0    |
| 4 Lisa Franklin      | 18-17 | 2  | 2  | 6   | 27  | 7.4   | 0-0   | 0  | 0-0    |
| 14 Kim Anderson      | 15-4  | 2  | 1  | 5   | 9   | 22.2  | 0-0   | 0  | 0-0    |
| 7 Kim Engelbert      | 16-16 | 1  | 1  | 3   | 39  | 2.6   | 0-0   | 0  | 0-0    |
| 9 Danielle Henion    | 16-16 | 1  | 0  | 2   | 23  | 4.3   | 0-0   | 0  | 0-0    |
| 18 Angie Fluckiger   | 14-0  | 1  | 0  | 2   | 14  | 7.1   | 0-0   | 0  | 0-0    |
| 16 Elizabeth Coakley | 17-13 | 0  | 2  | 2   | 12  | 0.0   | 0-0   | 0  | 0-0    |
| 17 Kim Ratliff       | 18-18 | 0  | 0  | 0   | 9   | 0.0   | 0-0   | 0  | 0-0    |
| 21 Jennifer Powell   | 11-0  | 0  | 0  | 0   | 7   | 0.0   | 0-0   | 0  | 0-0    |
| 2 Erica Helms        | 13-3  | 0  | 0  | 0   | 5   | 0.0   | 0-0   | 0  | 0-0    |
| 19 Suzanne Haddad    | 5-0   | 0  | 0  | 0   | 3   | 0.0   | 0-0   | 0  | 0-0    |
| 13 Michelle Powell   | 16-16 | 0  | 0  | 0   | 3   | 0.0   | 0-0   | 0  | 0-0    |
| 11 Therese Muench    | 3-2   | 0  | 0  | 0   | 2   | 0.0   | 0-0   | 0  | 0-0    |
| 20 Cathy Urbanski    | 4-0   | 0  | 0  | 0   | 2   | 0.0   | 0-0   | 0  | 0-0    |
| 11 Kristin Grover    | 7-1   | 0  | 0  | 0   | 1   | 0.0   | 0-0   | 0  | 0-0    |
| 10 Sarah Kazlauskas  | 18-17 | 0  | 0  | 0   | 1   | 0.0   | 0-0   | 0  | 0-0    |
| 6 Becky Fletcher     | 7-0   | 0  | 0  | 0   | 1   | 0.0   | 0-0   | 0  | 0-0    |
| 5 Kelly Franklin     | 10-2  | 0  | 0  | 0   | 1   | 0.0   | 0-0   | 0  | 0-0    |
| 00 Karin Tinucci     | 18-0  | 0  | 0  | 0   | 0   | 0.0   | 1-0   | 0  | 0-0    |
| Total                | 18    | 30 | 14 | 74  | 261 | 11.5  | 2-0   | 6  | 0-0    |
| Opponents            | 18    | 33 | 19 | 85  | 229 | 14.4  | 0-0   | 10 | 1-1    |

| Goalkeeper Stats | MP-MS | Min.    | GA | Avg. | Svs. | Pct. | W  | L  | T | Sho. |
|------------------|-------|---------|----|------|------|------|----|----|---|------|
| 1 Stacy Sipotz   | 18-8  | 840:00  | 16 | 1.71 | 58   | 78.4 | 3  | 2  | 1 | 0    |
| 00 Karin Tinucci | 18-10 | 840:00  | 17 | 1.82 | 54   | 76.1 | 3  | 8  | 1 | 0    |
| Total            | 18    | 1680:00 | 33 | 1.77 | 113  | 77.4 | 6  | 10 | 2 | 4    |
| Opponents        | 18    | 1680:00 | 30 | 1.61 | 158  | 84.0 | 10 | 6  | 2 | 7    |

# WOMEN'S SOCCER

## All-Time Awards by Award

|   |  |  |   |
|---|--|--|---|
| <b>Great Midwest First Team</b>               | Kim Engelbert, Stacy Sipotz  | <b>NSCAA All-Northeast Second Team</b>               | Rachael Sloan   |
| <b>Great Midwest Second Team</b>              | Anne Klosterman, Maureen Mathews   | <b>NSCAA All-America First Team</b>                  | Rhegan Hyypio   |
| <b>Great Midwest All-Newcomer Team</b>        | Sandy Nechay   | <b>NSCAA All-America Second Team</b>                 | Kate Gordon (2x)  |
| <b>Conference USA Co-Player-of-the-Decade</b> | Kate Gordon  | <b>Soccer Buzz All-America Third Team</b>            | Laura Boyer, Kate Gordon  |
| <b>Conference USA Coach-of-the-Decade</b>     | Markus Roeders   | <b>Soccer Buzz All-America Fourth Team</b>           | Katie Kelly   |
| <b>Conference USA All-Decade Team</b>         | Kate Gordon, Rhegan Hyypio, Kelly Roethe   | <b>Soccer Buzz All-Great Lakes First Team</b>        | Allison Mallams, Laura Boyer,<br>Anne Dalecky, Kate Gordon (2x),<br>Julie Thompson, Katie Kelly   |
| <b>Conference USA First Team</b>              | Mo Bothwell (2x), Anne Dalecky (2x),<br>Kate Gordon (3x), Rhegan Hyypio (2x),<br>Kristen Jensen, Jessica Peterson,<br>Kelly Roethe (4x), Regina Sekyra (2x),<br>Lindsay Smale, Julie Thompson,<br>Heidi Wiedel | <b>Soccer Buzz All-Great Lakes Second Team</b>       | Anne Dalecky, Julie Thompson,<br>Sarah Uyenishi, Michelle Pitzl, Katie Kelly,<br>Christy Zwolski  |
| <b>Conference USA Second Team</b>             | Katie Bissen (2x), Kim Engelbert (2x),<br>Ashley George, Rhegan Hyypio,<br>Anne Ioder (3x), Erin Maysent,<br>Heather O'Neil, Jessica Peterson (2x),<br>Regina Sekyra, Stephanie Welch,<br>Heidi Wiedel         | <b>Soccer Buzz All-Great Lakes Third Team</b>        | Katie Kelly, Shannon Cusick, Ashley George<br>Michelle Pitzl, Lindsay Smale   |
| <b>Conference USA Third Team</b>              | Meghan Connelly, Diana Detrie,<br>Kristen Jensen, Carolyn Klopp,<br>Erin Morgan, Sandy Nechay,<br>Jessica Peterson, Lanette Rossini,<br>Lindsay Smale, Jill Vendetti, Heidi Wiedel,<br>Katherine Ward          | <b>Soccer Buzz All-Great Lakes Freshman Team</b>     | Katie Kelly, Michelle Compty,<br>Rosie Malone-Povolny, Natalie Kulla  |
| <b>Conference USA All-Freshman Team</b>       | Anna Frisk, Kate Gordon, Anne Ioder,<br>Kristin Jensen, Carolyn Klopp,<br>Maureen Kole, Beth McGill,<br>Jessica Peterson, Kelly Roethe   | <b>Soccer Buzz Great Lakes Coach of the Year</b>     | Markus Roeders  |
| <b>Conference USA Freshman of the Year</b>    | Mo Bothwell, Rhegan Hyypio,<br>Jessica Peterson, Kelly Roethe  | <b>Soccer Buzz All-America Honorable Mention</b>     | Anne Dalecky, Kate Gordon   |
| <b>Conference USA Coach of the Year</b>       | Markus Roeders (2x)  | <b>Soccer Buzz Freshman All-Amer. Hon. Mention</b>   | Katie Kelly   |
| <b>Conference USA Most Valuable Player</b>    | Kelly Roethe   | <b>Top Drawer Soccer First Team</b>                  | Katie Kelly   |
| <b>Conference USA Player-of-the-Year</b>      | Kate Gordon  | <b>NSCAA Scholar-Athlete All-Region</b>              | Diana Detrie, Anna Frisk,<br>Heather Goranson, Kristin Halley,<br>Anne Ioder (2x), Kristen Jensen (2x),<br>Kate Loughran, Kelly Roethe,<br>Lanette Rossini, Lindsay Smale (2x),<br>Julie Thompson (2x), Christy Zwolski,<br>Katie Miller (2x), Michelle Compty (2x),<br>Allison McBride (2x), Kelly Wepking<br>Rosie Malone-Povolny |
| <b>Conference USA Most Valuable Defender</b>  | Rhegan Hyypio  | <b>NSCAA Scholar-Athlete All-America First Team</b>  | Diana Detrie, Kelly Roethe,<br>Julie Thompson, Christy Zwolski  |
| <b>C-USA Defensive Player-of-the-Year</b>     | Anne Dalecky   | <b>NSCAA Scholar-Athlete All-America Second Team</b> | Diana Detrie, Kate Loughran,<br>Heather Goranson  |
| <b>C-USA Tourney Most Valuable Forward</b>    | Kate Gordon, Erin Morgan   | <b>NSCAA Scholar-Athlete All-America Third Team</b>  | Erin Maysent  |
| <b>C-USA Tourney Most Valuable Midfielder</b> | Kristin Jensen, Kelly Roethe (2x),<br>Lanette Rossini  | <b>GTE Academic All-District V First Team</b>        | Kelly Roethe  |
| <b>C-USA Tourney Most Valuable Defender</b>   | Rhegan Hyypio (2x), Heather O'Neil   | <b>CoSIDA Academic All-America Third Team</b>        | Laura Boyer   |
| <b>C-USA Tourney Most Valuable Keeper</b>     | Mo Bothwell  | <b>CoSIDA Academic All-Region</b>                    | Kristen Jensen, Alison Loughrin (3x),<br>Julie Thompson, Laura Boyer (2x),<br>Christy Zwolski (3x), Katie Miller (2x),<br>Kelly Wepking   |
| <b>Conference USA All-Tournament Team</b>     | Anne Dalecky, Anne Ioder,<br>Kate Gordon   |  |   |
| <b>BIG EAST First Team</b>                    | Rachael Sloan  |  |   |
| <b>BIG EAST Second Team</b>                   | Julie Thompson, Michelle Pitzl,<br>Allison Mallams (2x) Christy Zwolski,<br>Katie Kelly, Natalie Kulla   |  |   |
| <b>BIG EAST Third Team</b>                    | Meghan Connelly, Michelle Pitzl,<br>Laura Boyer, Katie Kelly, Shannon Cusick,<br>Ashley Bares, Julia Victor,<br>Rosie Malone-Povolny   |  |   |
| <b>BIG EAST Honorable Mention</b>             | Laura Boyer, Sarah Uyenishi,<br>Christy Zwolski  |  |   |
| <b>BIG EAST All-Rookie</b>                    | Katie Kelly, Ally Miller   |  |   |
| <b>BIG EAST Coach of the Year</b>             | Markus Roeders (2x)  |  |   |
| <b>BIG EAST All-Tournament Team</b>           | Katie Kelly, Rachael Sloan, Becky Ryan,<br>Rosie Malone-Povolny  |  |   |
| <b>BIG EAST Institutional Scholar-Athlete</b> | Katie Miller, Allison McBride  |  |   |
| <b>NSCAA All-Great Lakes First Team</b>       | Allison Mallams, Laura Boyer,<br>Kate Gordon (3x), Rhegan Hyypio,<br>Julie Thompson, Kelly Roethe (2x)   |  |   |
| <b>NSCAA All-Great Lakes Second Team</b>      | Allison Mallams, Michelle Pitzl,<br>Anne Dalecky, Anne Ioder,<br>Kelly Roethe (2x), Regina Sekyra  |  |   |
| <b>NSCAA All-Great Lakes Third Team</b>       | Mo Bothwell, Anne Dalecky, Anne Ioder,<br>Kristin Jensen, Heather O'Neil,<br>Lindsay Smale, Julie Thompson,<br>Katie Kelly (2x), Christy Zwolski   |  |   |
| <b>NSCAA Great Lakes Coach of the Year</b>    | Markus Roeders (2x)  |  |   |



## Year-by-Year Awards

### 1994

|                                 |                                     |
|---------------------------------|-------------------------------------|
| Great Midwest All-Newcomer Team | Sandy Nechay                        |
| Second Team All-Great Midwest   | Anne Klosterman,<br>Maureen Mathews |
| First Team All-Great Midwest    | Kim Engelbert, Stacy Sipotz         |

### 1995

|                                     |                                 |
|-------------------------------------|---------------------------------|
| Conference USA All-Newcomer Team    | Jessica Peterson                |
| Conference USA Freshman of the Year | Jessica Peterson                |
| All-Conference USA Second Team      | Kim Engelbert                   |
| All-Conference USA First Team       | Jessica Peterson, Regina Sekyra |

### 1996

|                                     |  |
|-------------------------------------|--|
| Conference USA All-Freshmen Team    | Kelly Roethe                                     |
| Conference USA Freshman of the Year | Kelly Roethe                                     |
| All-Conference USA Second Team      | Kim Engelbert, Jessica Peterson,<br>Heidi Wiedel |
| All-Conference USA First Team       | Kelly Roethe, Regina Sekyra                      |
| Conference USA Coach of the Year    | Markus Roeders                                   |
| NSCAA All-Great Lakes Second Team   | Kelly Roethe, Regina Sekyra                      |

### 1997

|  |   |
|--|---|
| Conference USA All-Freshman Team       | Mo Bothwell, Rhegan Hyypio                      |
| All-Conference USA Third Team          | Sandy Nechay,<br>Jessica Peterson, Heidi Wiedel |
| All-Conference USA Second Team         | Regina Sekyra                                   |
| All-Conference USA First Team          | Mo Bothwell, Kelly Roethe                       |
| C-USA Tourney Most Valuable Defender   | Rhegan Hyypio                                   |
| C-USA Tourney Most Valuable Midfielder | Kelly Roethe                                    |
| Conference USA Most Valuable Player    | Kelly Roethe                                    |
| NSCAA All-Great Lakes Third Team       | Mo Bothwell                                     |
| NSCAA All-Great Lakes Second Team      | Kelly Roethe                                    |

### 1998

|  |                            |
|--|----------------------------|
| Conference USA All-Freshman Team       | Anna Frisk                 |
| All-Conference USA Second Team         | Jessica Peterson           |
| All-Conference USA First Team          | Mo Bothwell, Rhegan Hyypio |
| C-USA Tourney Most Valuable Keeper     | Kelly Roethe, Heidi Wiedel |
| C-USA Tourney Most Valuable Defender   | Mo Bothwell                |
| C-USA Tourney Most Valuable Midfielder | Rhegan Hyypio              |
| Conference USA Most Valuable Defender  | Lanette Rossini            |
| NSCAA All-Great Lakes First Team       | Rhegan Hyypio              |
|  | Kelly Roethe               |

### 1999

|   |   |
|---|---|
| Conference USA All-Freshman Team                    | Kate Gordon                                     |
| All-Conference USA Third Team                       | Erin Morgan, Lanette Rossini,<br>Katherine Ward |
| All-Conference USA Second Team                      | Rhegan Hyypio, Heather O'Neil                   |
| All-Conference USA First Team                       | Kelly Roethe                                    |
| C-USA Tourney Most Valuable Midfielder              | Kelly Roethe                                    |
| C-USA Tourney Most Valuable Forward                 | Erin Morgan                                     |
| NSCAA All-Great Lakes First Team                    | Kelly Roethe                                    |
| NSCAA Scholar-Athlete All-North/Central Second Team | Lanette Rossini                                 |
| NSCAA Scholar-Athlete All-North/Central First Team  | Kate Loughran, Kelly Roethe                     |
| NSCAA Scholar-Athlete All-America Second Team       | Kate Loughran                                   |
| NSCAA Scholar-Athlete All-America First Team        | Kelly Roethe                                    |
| GTE Academic All-District V First Team              | Kelly Roethe                                    |

### 2000

|  |   |
|--|---|
| Conference USA All-Freshman Team       | Anne Ioder, Carolyn Klopp,<br>Kristin Jensen                  |
| All-Conference USA Second Team         | Erin Maysent, Stephanie Welch                                 |
| All-Conference USA First Team          | Kate Gordon, Rhegan Hyypio,<br>Kristen Jensen, Heather O'Neil |
| Conference USA Coach of the Year       | Markus Roeders  |
| C-USA Tourney Most Valuable Forward    | Kate Gordon   |
| C-USA Tourney Most Valuable Midfielder | Kristen Jensen  |
| C-USA Tourney Most Valuable Defender   | Heather O'Neil  |
| NSCAA All-Great Lakes Third Team       | Heather O'Neil  |
| NSCAA All-Great Lakes First Team       | Kate Gordon, Rhegan Hyypio                                    |
| NSCAA Great Lakes Coach of the Year    | Markus Roeders  |
| NSCAA All-America First Team           | Rhegan Hyypio   |
| NSCAA All-America Second Team          | Kate Gordon   |

### 2001

|  |   |
|--|---|
| All-Conference USA Third Team                  | Diana Detrie, Lindsay Smale,<br>Jill Vendetti |
| All-Conference USA Second Team                 | Anne Ioder                                    |
| All-Conference USA First Team                  | Anne Dalecky, Kate Gordon,<br>Kristin Jensen  |
| Conference USA Player-of-the-Year              | Kate Gordon                                   |
| Conference USA Co-Defensive Player-of-the-Year | Anne Dalecky                                  |
| Soccer Buzz All-Great Lakes First Team         | Anne Dalecky, Kate Gordon                     |
| NSCAA All-Great Lakes First Team               | Kate Gordon                                   |
| NSCAA All-Great Lakes Third Team               | Anne Dalecky, Kristin Jensen                  |
| NSCAA Second-Team Academic All-American        | Diana Detrie                                  |
| NSCAA Third-Team Academic All-American         | Erin Maysent                                  |
| Soccer Buzz Honorable Mention All-American     | Anne Dalecky, Kate Gordon                     |

### 2002

|   |   |
|---|---|
| Conference USA First Team               | Anne Dalecky, Kate Gordon   |
| Conference USA Second Team              | Anne Ioder  |
| Conference USA Third Team               | Kristen Jensen  |
| Conference USA All-Freshman Team        | Julie Thompson  |
| Conference USA All-Tournament Team      | Anne Dalecky, Anne Ioder,<br>Kate Gordon  |
| NSCAA All-Great Lakes First Team        | Kate Gordon   |
| NSCAA All-Great Lakes Second Team       | Anne Dalecky, Anne Ioder  |
| NSCAA All-America Second Team           | Kate Gordon   |
| NSCAA Academic All-America              | Diana Detrie  |
| Soccer Buzz All-Great Lakes First Team  | Kate Gordon   |
| Soccer Buzz All-Great Lakes Second Team | Anne Dalecky  |
| Soccer Buzz All-America Third Team      | Kate Gordon   |
| NSCAA All-Region Scholar Athlete        | Diana Detrie, Anna Frisk,<br>Kristin Halley, Anne Ioder,<br>Kristen Jensen, Lindsay Smale |

### 2003

|  |  |
|--|--|
| Conference USA First Team              | Lindsay Smale                                |
| Conference USA Second Team             | Anne Ioder                                   |
| Conference USA Third Team              | Carolyn Klopp                                |
| Conference USA All-Freshman Team       | Beth McGill                                  |
| NSCAA All-Great Lakes Third Team       | Anne Ioder, Lindsay Smale                    |
| Soccer Buzz All-Great Lakes Third Team | Lindsay Smale                                |
| CoSIDA Academic All-Region             | Kristen Jensen                               |
| NSCAA All-Region Scholar Athlete       | Anne Ioder, Kristen Jensen,<br>Lindsay Smale |

# WOMEN'S SOCCER

## 2004

|   |                             |
|---|-----------------------------|
| Conference USA First Team               | Julie Thompson              |
| Conference USA Second Team              | Katie Bissen, Ashley George |
| Conference USA Third Team               | Meghan Connelly             |
| Conference USA All-Freshman Team        | Maureen Kole                |
| NSCAA All-Great Lakes Third Team        | Julie Thompson              |
| Soccer Buzz All-Great Lakes Second Team | Julie Thompson              |
| Soccer Buzz All-Great Lakes Third Team  | Ashley George               |
| CoSIDA Academic All-Region              | Alison Loughrin             |
| NSCAA All-Region Scholar Athlete        | Julie Thompson              |

## 2005

|   |   |
|---|---|
| BIG EAST Second Team                            | Julie Thompson, Michelle Pitzl                    |
| BIG EAST Third Team                             | Meghan Connelly                                   |
| BIG EAST Honorable Mention                      | Laura Boyer, Sarah Uyenishi, Christy Zwolski      |
| BIG EAST All-Rookie Team                        | Katie Kelly                                       |
| BIG EAST Coach of the Year                      | Markus Roeders                                    |
| NSCAA All-Great Lakes First Team                | Laura Boyer, Julie Thompson                       |
| NSCAA Great Lakes Coach of the Year             | Markus Roeders                                    |
| Soccer Buzz All-America Third Team              | Laura Boyer                                       |
| Soccer Buzz Freshman All-America Honorable Men. | Katie Kelly                                       |
| Soccer Buzz All-Great Lakes First Team          | Laura Boyer, Julie Thompson                       |
| Soccer Buzz All-Great Lakes Second Team         | Sarah Uyenishi                                    |
| Soccer Buzz All-Great Lakes Third Team          | Michelle Pitzl                                    |
| Soccer Buzz All-Great Lakes All-Freshman        | Katie Kelly                                       |
| Soccer Buzz Great Lakes Coach of the Year       | Markus Roeders                                    |
| CoSIDA Academic All-Region                      | Alison Loughrin, Julie Thompson                   |
| NSCAA All-Region/All-America Scholar Athlete    | Heather Goranson, Julie Thompson, Christy Zwolski |

## 2006

|   |  |
|---|--|
| BIG EAST Second Team                      | Allison Mallams  |
| BIG EAST Third Team                       | Michelle Pitzl   |
| NSCAA All-Great Lakes First Team          | Allison Mallams  |
| NSCAA All-Great Lakes Second Team         | Michelle Pitzl   |
| Soccer Buzz All-Great Lakes First Team    | Allison Mallams  |
| Soccer Buzz All-Great Lakes Second Team   | Michelle Pitzl   |
| Soccer Buzz All-Great Lakes Third Team    | Katie Kelly  |
| Soccer Buzz All-Great Lakes Freshman Team | Michelle Compty  |
| CoSIDA Academic All-Region                | Laura Boyer, Meghan Connelly, Alison Loughrin, Christy Zwolski |
| NSCAA Academic All-Region                 | Laura Boyer, Christy Zwolski                                   |

## 2007

|   |                                  |
|---|----------------------------------|
| BIG EAST Second Team                      | Allison Mallams, Christy Zwolski |
| BIG EAST Third Team                       | Laura Boyer, Katie Kelly         |
| NSCAA All-Great Lakes Second Team         | Allison Mallams                  |
| NSCAA All-Great Lakes Third Team          | Katie Kelly, Christy Zwolski     |
| Soccer Buzz All-Great Lakes Second Team   | Katie Kelly, Christy Zwolski     |
| Soccer Buzz All-Great Lakes Freshman Team | Rosie Malone-Povolny             |
| Top Drawer Soccer First Team              | Katie Kelly                      |
| CoSIDA Academic All-Region                | Laura Boyer, Christy Zwolski     |
| CoSIDA Third Team All-America             | Laura Boyer                      |
| NSCAA All-America Scholar Athlete         | Christy Zwolski                  |

## 2008

|   |  |
|---|--|
| BIG EAST Second Team                          | Katie Kelly                                |
| BIG EAST Third Team                           | Ashley Bares, Shannon Cusick, Julia Victor |
| BIG EAST All-Tournament Team                  | Katie Kelly                                |
| NSCAA All-Great Lakes Third Team              | Katie Kelly                                |
| Soccer Buzz Fourth Team All-America           | Katie Kelly                                |
| Soccer Buzz All-Great Lakes First Team        | Katie Kelly                                |
| Soccer Buzz All-Great Lakes Third Team        | Shannon Cusick                             |
| Soccer Buzz All-Great Lakes Freshman Team     | Natalie Kulla                              |
| CoSIDA Academic All-Region First Team         | Katie Miller                               |
| NSCAA Academic All-Region Third Team          | Katie Miller, Michelle Compy               |
| NSCAA Academic All-Region Honorable Mention   | Allison McBride                            |
| McCahill Award                                | Laura Boyer                                |
| BIG EAST Institutional Scholar-Athlete Awards | Allison McBride                            |

## 2009

|  |                               |
|--|-------------------------------|
| BIG EAST First Team                              | Rachael Sloan                 |
| BIG EAST Second Team                             | Natalie Kulla                 |
| BIG EAST Third                                   | Rosie Malone-Povolny          |
| BIG EAST All-Rookie Team                         | Ally Miller                   |
| BIG EAST Coach of the Year                       | Markus Roeders                |
| CoSIDA Academic All-Region First Team            | Katie Miller                  |
| CoSIDA Academic All-Region Second Team           | Kelly Wepking                 |
| NSCAA All-Northeast Region Second Team           | Rachael Sloan                 |
| NSCAA Scholar All-Central Region First Team      | Katie Miller, Allison McBride |
| NSCAA Scholar All-Central Region Second Team     | Michelle Compy                |
| NSCAA Scholar All-Central Region Third Team      | Rosie Malone-Povolny          |
| NSCAA Scholar All-Central Region Honorable Ment. | Kelly Wepking                 |
| BIG EAST Institutional Scholar-Athlete Awards    | Katie Miller                  |

## Career Records

| Career Goal Leaders | Years   | MP-MS | G  | A  | Pts. | Sh. | Sh%  | MWG |
|---------------------|---------|-------|----|----|------|-----|------|-----|
| 1. Kelly Roethe     | 1996-99 | 90-89 | 49 | 25 | 123  | 244 | 20.1 | 17  |
| 2. Kate Gordon      | 1999-02 | 94-45 | 48 | 18 | 114  | 246 | 19.5 | 15  |
| 3. Jessica Peterson | 1995-98 | 86-80 | 27 | 11 | 65   | 161 | 16.8 | 7   |
| 4. Erin Morgan      | 1996-99 | 90-48 | 24 | 18 | 66   | 116 | 20.7 | 7   |
| Katherine Ward      | 1997-00 | 89-33 | 24 | 13 | 61   | 120 | 20.0 | 6   |
| 6. Christy Zwolski  | 2004-07 | 78-64 | 22 | 15 | 59   | 119 | 18.4 | 8   |
| 7. Lanette Rossini  | 1996-99 | 90-68 | 20 | 21 | 61   | 128 | 15.6 | 5   |
| 8. Meghan Connelly  | 2003-06 | 88-70 | 18 | 20 | 56   | 129 | 13.9 | 9   |
| 9. Ashley Spakowitz | 1999-02 | 95-47 | 16 | 12 | 44   | 111 | 14.4 | 5   |
| 10. Alison Loughrin | 2003-06 | 51-4  | 15 | 2  | 32   | 76  | 19.7 | 3   |

| Career Pts. Leaders  | Years   | MP-MS | G  | A  | Pts. | Sh. | Sh%  | MWG |
|----------------------|---------|-------|----|----|------|-----|------|-----|
| 1. Kelly Roethe      | 1996-99 | 90-89 | 49 | 25 | 123  | 244 | 20.1 | 17  |
| 2. Kate Gordon       | 1999-02 | 94-45 | 48 | 18 | 114  | 246 | 19.5 | 15  |
| 3. Erin Morgan       | 1996-99 | 90-48 | 24 | 18 | 66   | 116 | 20.7 | 7   |
| 4. Jessica Peterson  | 1995-98 | 86-80 | 27 | 11 | 65   | 161 | 16.8 | 7   |
| 5. Lanette Rossini   | 1996-99 | 90-68 | 20 | 21 | 61   | 128 | 15.6 | 5   |
| Katherine Ward       | 1997-00 | 89-33 | 24 | 13 | 61   | 120 | 20.0 | 6   |
| 7. Regina Sekyra     | 1994-97 | 81-69 | 13 | 33 | 59   | 156 | 8.3  | 4   |
| Christy Zwolski      | 2004-07 | 78-64 | 22 | 15 | 59   | 119 | 18.4 | 8   |
| 9. Meghan Connelly   | 2003-06 | 88-70 | 18 | 20 | 56   | 129 | 13.9 | 9   |
| 10. Ashley Spakowitz | 1999-02 | 95-47 | 16 | 12 | 44   | 111 | 14.4 | 5   |

### Career Matches Played

|       |                  |         |
|-------|------------------|---------|
| 1. 95 | Ashley Spakowitz | 1999-02 |
| 2. 94 | Kate Gordon      | 1999-02 |
| 3. 90 | Erin Morgan      | 1996-99 |
| 90    | Kelly Roethe     | 1996-99 |
| 90    | Lanette Rossini  | 1996-99 |
| 90    | Mo Bothwell      | 1997-00 |
| 90    | Lindsay Smale    | 2000-03 |
| 8. 89 | Five players     |         |

### Career Matches Started

|       |                  |         |
|-------|------------------|---------|
| 1. 89 | Kelly Roethe     | 1996-99 |
| 2. 88 | Mo Bothwell      | 1997-00 |
| 88    | Katie Kelly      | 2005-08 |
| 3. 82 | Heather O'Neil   | 1997-00 |
| 82    | Rhegan Hyypio    | 1997-00 |
| 5. 81 | Lindsay Smale    | 2000-03 |
| 6. 80 | Jessica Peterson | 1995-98 |
| 80    | Anne Klosterman  | 1993-96 |
| 8. 77 | Kim Engelbert    | 1993-96 |
| 77    | Diana Detrie     | 1998-02 |

### Career Goals Per Match

| (min. 5 goals) |                             |        |
|----------------|-----------------------------|--------|
| 1. 0.54        | Kelly Roethe (49g, 90m)     | '96-99 |
| 2. 0.53        | Lezlie Barrett (9g, 17m)    | 1993   |
| 3. 0.51        | Kate Gordon (48g, 94m)      | '99-02 |
| 4. 0.41        | Allison Mallams (13g, 32m)  | '06-07 |
| 5. 0.31        | Jessica Peterson (27g, 86m) | '95-98 |
| 6. 0.28        | Christy Zwolski (22g, 78m)  | '04-07 |
| 7. 0.27        | Katherine Ward (24g, 89m)   | '97-00 |
| 0.27           | Erin Morgan (24g, 90m)      | '96-99 |
| 9. 0.22        | Lanette Rossini (20g, 90m)  | '96-99 |
| 0.22           | Ashley Bares (14g, 63m)     | '07-   |

### Career Assists

|        |                 |         |
|--------|-----------------|---------|
| 1. 33  | Regina Sekyra   | 1994-97 |
| 2. 25  | Kelly Roethe    | 1996-99 |
| 25     | Katie Kelly     | 2005-08 |
| 4. 21  | Lanette Rossini | 1996-99 |
| 5. 20  | Meghan Connelly | 2003-06 |
| 6. 18  | Erin Morgan     | 1996-99 |
| 18     | Kate Gordon     | 1999-02 |
| 18     | Kristen Jensen  | 2000-03 |
| 9. 17  | Kim Engelbert   | 1993-96 |
| 10. 16 | Stephanie Welch | 1998-02 |

### Career Assists Per Match

| (min. 5 assists) |                            |         |
|------------------|----------------------------|---------|
| 1. 0.41          | Regina Sekyra (33a, 81m)   | 1994-97 |
| 2. 0.28          | Kelly Roethe (25a, 90m)    | 1996-99 |
| 0.28             | Katie Kelly (25a, 89m)     | 2005-08 |
| 4. 0.27          | Stephanie Welch (16a, 59m) | 1998-02 |
| 5. 0.25          | Allison Mallams (8a, 32m)  | '06-07  |
| 6. 0.23          | Lanette Rossini (21a, 90m) | 1996-99 |
| 0.23             | Meghan Connelly (20a, 88m) | 2003-06 |
| 8. 0.22          | Kim Engelbert (17a, 77m)   | 1993-96 |
| 0.22             | Kristen Jensen (17a, 77m)  | 2000-03 |
| 10. 0.20         | Erin Morgan (18a, 90m)     | 1996-99 |

### Career Points Per Match

| (min. 10 points) |                             |         |
|------------------|-----------------------------|---------|
| 1. 1.37          | Kelly Roethe (123p, 90m)    | 1996-99 |
| 2. 1.29          | Lezlie Barrett (22p, 17m)   | 1993    |
| 3. 1.21          | Kate Gordon (114p, 94m)     | 1999-02 |
| 4. 1.06          | Allison Mallams (64p, 32m)  | '06-07  |
| 5. 0.76          | Jessica Peterson (85p, 86m) | 1995-98 |
| 0.76             | Christy Zwolski (59p, 78m)  | '04-07  |
| 7. 0.73          | Erin Morgan (66p, 90m)      | 1996-99 |
| 0.73             | Regina Sekyra (59p, 81m)    | 1994-97 |
| 9. 0.69          | Katherine Ward (61p, 89m)   | 1997-00 |
| 0.69             | Lanette Rossini (61p, 90m)  | 1996-99 |

### Career Shots

|        |                  |         |
|--------|------------------|---------|
| 1. 246 | Kate Gordon      | 1999-02 |
| 2. 244 | Kelly Roethe     | 1996-99 |
| 3. 167 | Kim Engelbert    | 1993-96 |
| 4. 161 | Jessica Peterson | 1995-98 |
| 5. 156 | Regina Sekyra    | 1994-97 |
| 6. 129 | Julie Thompson   | 2002-05 |
| 129    | Meghan Connelly  | 2003-06 |
| 7. 128 | Lanette Rossini  | 1996-99 |
| 8. 120 | Katherine Ward   | 1997-00 |
| 9. 119 | Anne Ioder       | 2000-03 |
| 119    | Christy Zwolski  | 2004-07 |

### Shot Percentage (goals/shots)

| (min. 5 goals) |                             |        |
|----------------|-----------------------------|--------|
| 1. 23.7        | Lezlie Barrett (9g, 38s)    | 1993   |
| 2. 20.7        | Erin Morgan (24g, 116s)     | '96-99 |
| 4. 20.1        | Kelly Roethe (49g, 244s)    | '96-99 |
| 5. 20.0        | Katherine Ward (24g, 120s)  | '97-00 |
| 6. 19.7        | Alison Loughrin (15g, 76s)  | '03-06 |
| 7. 19.5        | Kate Gordon (48g, 246s)     | '99-02 |
| 8. 19.4        | Rhegan Hyypio (19g, 96s)    | '97-00 |
| 9. 19.2        | Stephanie Welch (5g, 26s)   | '98-02 |
| 10. 18.4       | Christy Zwolski (22g, 119s) | '04-07 |

### Match Winning Goals

|       |                  |         |
|-------|------------------|---------|
| 1. 17 | Kelly Roethe     | 1996-99 |
| 2. 15 | Kate Gordon      | 1999-02 |
| 3. 9  | Meghan Connelly  | 2003-06 |
| 9     | Ashley Bares     | 2007-   |
| 5. 8  | Christy Zwolski  | 2004-07 |
| 6. 7  | Jessica Peterson | 1995-98 |
| 7     | Erin Morgan      | 1996-99 |
| 8. 6  | Mary Revnew      | 1994-97 |
| 6     | Katherine Ward   | 1997-00 |
| 6     | Anne Ioder       | 2000-03 |

### Penalty Kick Goals

|      |                  |         |
|------|------------------|---------|
| 1. 4 | Kelly Roethe     | 1996-99 |
| 2. 3 | Kristen Jensen   | 2000-03 |
| 3    | Anne Dalecky     | 1999-02 |
| 3. 1 | Kim Engelbert    | 1993-96 |
| 1    | Heather Goranson | 2002-05 |
| 1    | Julie Thompson   | 2002-05 |
| 1    | Katie Kelly      | 2005-08 |



Kate Gordon



Kelly Roethe



Erin Morgan



Christy Zwolski

# WOMEN'S SOCCER

| Career Saves Leaders | Years   | MPMS  | Min.    | GA | GAA  | Sv. | W-L-T    | Sho. |
|----------------------|---------|-------|---------|----|------|-----|----------|------|
| 1. Mo Bothwell       | 1997-00 | 90-88 | 7883:58 | 79 | 0.90 | 288 | 63-17-9  | 29   |
| 2. Stacy Sipotz      | 1993-96 | 55-43 | 4305:00 | 54 | 1.13 | 258 | 20-15-6  | 7    |
| 3. Laura Boyer       | 2005-07 | 66-66 | 6054:46 | 55 | 0.82 | 243 | 41-14-10 | 23   |
| 4. Ashleigh Koenig   | 1999-02 | 67-47 | 4767:16 | 49 | 0.93 | 204 | 31-16-2  | 16   |
| 5. Karin Tinucci     | 1993-96 | 48-37 | 3495:00 | 51 | 1.31 | 191 | 17-17-3  | 9    |
| 6. Katie Bissen      | 2001-04 | 48-41 | 3949:29 | 49 | 1.12 | 163 | 23-16-3  | 14   |
| 7. Natalie Kulla     | 2008-   | 41-40 | 3643:00 | 25 | 0.62 | 113 | 24-10-5  | 22   |
| 8. Chelsey Turner    | 2008-   | 9-5   | 625:00  | 6  | 0.86 | 9   | 2-3-1    | 1    |

| Career GAA Leaders | Years   | MPMS  | Min.    | G  | GAA  | Sv. | W-L-T    | Sho. |
|--------------------|---------|-------|---------|----|------|-----|----------|------|
| 1. Natalie Kulla   | 2008-   | 41-40 | 3643:00 | 25 | 0.62 | 113 | 24-10-5  | 22   |
| 2. Laura Boyer     | 2005-07 | 66-66 | 6054:46 | 55 | 0.82 | 243 | 41-14-10 | 23   |
| 3. Mo Bothwell     | 1997-00 | 90-88 | 7883:58 | 79 | 0.90 | 288 | 63-17-9  | 29   |
| 4. Ashleigh Koenig | 1999-02 | 67-47 | 4767:16 | 49 | 0.93 | 204 | 31-16-2  | 16   |
| 5. Katie Bissen    | 2001-04 | 48-41 | 3949:29 | 49 | 1.12 | 163 | 23-16-3  | 14   |
| 6. Stacy Sipotz    | 1993-96 | 55-43 | 4305:00 | 54 | 1.13 | 258 | 20-15-6  | 7    |
| 7. Karin Tinucci   | 1993-96 | 48-37 | 3495:00 | 51 | 1.31 | 191 | 17-17-3  | 9    |

min. 2,000 minutes, 2.00 GAA



Laura Boyer

### Career Minutes in Goal

|     |         |                 |         |
|-----|---------|-----------------|---------|
| 1.  | 7883:58 | Mo Bothwell     | 1997-00 |
| 2.  | 6054:46 | Laura Boyer     | 2005-07 |
| 3.  | 4767:16 | Ashleigh Koenig | 1999-02 |
| 4.  | 4305:00 | Stacy Sipotz    | 1993-96 |
| 5.  | 3949:29 | Katie Bissen    | 2001-04 |
| 7.  | 3643:00 | Natalie Kulla   | 2008-   |
| 6.  | 3495:00 | Karin Tinucci   | 1993-96 |
| 8.  | 625:00  | Chelsey Turner  | 2008-   |
| 9.  | 50:49   | Katie Cook      | 2000-02 |
| 10. | 48:23   | Jessica Zetlau  | 2004    |

### Career Goals Allowed

|    |    |                 |         |
|----|----|-----------------|---------|
| 1. | 79 | Mo Bothwell     | 1997-00 |
| 2. | 55 | Laura Boyer     | 2005-07 |
| 3. | 54 | Stacy Sipotz    | 1993-96 |
| 4. | 51 | Karin Tinucci   | 1993-96 |
| 5. | 49 | Ashleigh Koenig | 1999-02 |
| 49 |    | Katie Bissen    | 2001-04 |
| 7. | 25 | Natalie Kulla   | 2008-   |
| 8. | 6  | Chelsey Turner  | 2008-   |

### Career Saves Per Match

|    |      |                             |         |
|----|------|-----------------------------|---------|
| 1. | 4.69 | Stacy Sipotz (258s, 55m)    | 1993-96 |
| 2. | 3.98 | Karin Tinucci (191s, 48m)   | 1993-96 |
| 3. | 3.68 | Laura Boyer (243s, 66m)     | 2005-07 |
| 4. | 3.40 | Katie Bissen (163s, 48m)    | 2001-04 |
| 5. | 3.20 | Mo Bothwell (288s, 90m)     | 1997-00 |
| 6. | 3.04 | Ashleigh Koenig (204s, 67m) | 1999-02 |
| 7. | 2.76 | Natalie Kulla (113s, 41m)   | 2008-   |
| 8. | 1.00 | Chelsey Turner (9s, 9m)     | 2008-   |

### Career Save Pct. (saves/saves + GA)

|    |      |                 |           |
|----|------|-----------------|-----------|
| 1. | 82.7 | Stacy Sipotz    | 1993-96   |
| 4. | 81.9 | Natalie Kulla   | 2008-     |
| 2. | 81.5 | Laura Boyer     | 2005-07   |
| 3. | 80.6 | Ashleigh Koenig | 1999-2002 |
| 4. | 78.9 | Karin Tinucci   | 1993-96   |
| 5. | 78.5 | Mo Bothwell     | 1997-2000 |
| 6. | 76.9 | Katie Bissen    | 2001-04   |

### Career Victories

|    |          |                 |           |
|----|----------|-----------------|-----------|
| 1. | 63-17-9  | Mo Bothwell     | 1997-2000 |
| 2. | 41-14-10 | Laura Boyer     | 2005-07   |
| 3. | 31-16-2  | Ashleigh Koenig | 1999-02   |
| 4. | 24-10-5  | Natalie Kulla   | 2008-     |
| 5. | 23-16-3  | Katie Bissen    | 2001-03   |
| 6. | 20-15-6  | Stacy Sipotz    | 1993-96   |

### Career Winning Percentage

|    |      |                 |           |
|----|------|-----------------|-----------|
| 1. | 75.8 | Mo Bothwell     | 1997-2000 |
| 2. | 70.7 | Laura Boyer     | 2005-07   |
| 3. | 66.3 | Natalie Kulla   | 2008-     |
| 4. | 65.3 | Ashleigh Koenig | 1999-02   |
| 5. | 56.1 | Stacy Sipotz    | 1993-96   |
| 6. | 54.4 | Katie Bissen    | 2001-03   |

### Career Shutouts

|    |    |                 |         |
|----|----|-----------------|---------|
| 1. | 29 | Mo Bothwell     | 1997-00 |
| 2. | 23 | Laura Boyer     | 2005-07 |
| 3. | 22 | Natalie Kulla   | 2008-   |
| 4. | 16 | Ashleigh Koenig | 1999-02 |
| 5. | 14 | Stacy Sipotz    | 1993-96 |
| 14 |    | Katie Bissen    | 2001-03 |



Mo Bothwell

## Year-by-Year Category Leaders

| Year | Points           | Goals               | Assists                   | GWG                   | Saves             | GAA                | Shutouts             |
|------|------------------|---------------------|---------------------------|-----------------------|-------------------|--------------------|----------------------|
| 2009 | Rachael Sloan    | 19 Rachael Sloan    | 7 Rachael Sloan           | 5 Rachael Sloan       | 5 Natalie Kulla   | 58 Natalie Kulla   | 0.50 Natalie Kulla   |
| 2008 | Ashley Bares     | 12 Ashely Bares     | 5 Katie Kelly             | 3 Ashley Bares        | 5 Natalie Kulla   | 55 Natalie Kulla   | 0.79 Natalie Kulla   |
| 2007 | Christy Zwolski  | 17 Ashley Bares     | 8 Katie Kelly             | 9 A. Sawicki/A. Bares | 3 Laura Boyer     | 61 Laura Boyer     | 0.79 Laura Boyer     |
| 2006 | Allison Mallams  | 24 Allison Mallams  | 8 A. Mallams/K. Kelly     | 8 Allison Mallams     | 5 Laura Boyer     | 70 Laura Boyer     | 0.74 Laura Boyer     |
| 2005 | Christy Zwolski  | 21 Christy Zwolski  | 9 Lindsay Michuda         | 8 Christy Zwolski     | 5 Laura Boyer     | 112 Laura Boyer    | 0.91 Laura Boyer     |
| 2004 | Meghan Connelly  | 18 Meghan Connelly  | 6 M. Connelly/H. Goranson | 6 Meghan Connelly     | 4 Katie Bissen    | 76 Katie Bissen    | 1.24 Katie Bissen    |
| 2003 | Beth McGill      | 8 Beth McGill       | 3 Anne Ioder              | 3 Three Players       | 2 Katie Bissen    | 76 Katie Bissen    | 0.91 Katie Bissen    |
| 2002 | Kate Gordon      | 32 Kate Gordon      | 13 K. Gordon/J. Thompson  | 6 Kate Gordon         | 3 Ashleigh Koenig | 87 Ashleigh Koenig | 1.24 Ashleigh Koenig |
| 2001 | Kate Gordon      | 22 Kate Gordon      | 9 Kristen Jensen          | 7 Two Players         | 3 Ashleigh Koenig | 83 Ashleigh Koenig | 0.60 Ashleigh Koenig |
| 2000 | Kate Gordon      | 49 Kate Gordon      | 17 Stephanie Welch        | 13 Kate Gordon        | 7 Mo Bothwell     | 70 Ashleigh Koenig | 1.08 Mo Bothwell     |
| 1999 | Kelly Roethe     | 33 Kelly Roethe     | 13 Lanette Rossini        | 8 Four Players        | 3 Mo Bothwell     | 91 Mo Bothwell     | 1.04 Mo Bothwell     |
| 1998 | Kelly Roethe     | 32 Kelly Roethe     | 12 Kelly Roethe           | 8 Kelly Roethe        | 5 Mo Bothwell     | 69 Mo Bothwell     | 0.86 Mo Bothwell     |
| 1997 | Kelly Roethe     | 25 Kelly Roethe     | 11 Erin Morgan            | 8 Two Players         | 4 Mo Bothwell     | 58 Mo Bothwell     | 0.62 Mo Bothwell     |
| 1996 | Kelly Roethe     | 33 Kelly Roethe     | 13 Regina Sekyra          | 17 Kelly Roethe       | 6 Stacy Sipotz    | 54 Karin Tinucci   | 0.72 Two Players     |
| 1995 | Jessica Peterson | 15 Jessica Peterson | 7 Kim Engelbert           | 5 Eight Players       | 1 Stacy Sipotz    | 63 Karin Tinucci   | 1.25 Karin Tinucci   |
| 1994 | Danielle Henion  | 10 Three Players    | 4 Two Players             | 5 Two Players         | 2 Stacy Sipotz    | 83 Stacy Sipotz    | 0.75 Stacy Sipotz    |
| 1993 | Leslie Barrett   | 22 Leslie Barrett   | 9 Lezlie Barrett          | 4 Lezlie Barrett      | 4 Stacy Sipotz    | 58 Stacy Sipotz    | 1.71 None            |

## Season Leaders

| Season Goal Leaders | Year | MP-MS | G  | A | Pts. | Sh. | Sh%  | MWG |
|---------------------|------|-------|----|---|------|-----|------|-----|
| 1. Kate Gordon      | 2000 | 21-19 | 17 | 6 | 40   | 69  | 24.6 | 7   |
| 2. Kelly Roethe     | 1999 | 25-25 | 13 | 7 | 33   | 64  | 20.3 | 3   |
| 3. Kate Gordon      | 2002 | 24-22 | 13 | 6 | 34   | 75  | 17.3 | 3   |
| Kelly Roethe        | 1996 | 23-22 | 13 | 7 | 33   | 71  | 18.3 | 5   |
| 5. Kelly Roethe     | 1998 | 22-22 | 12 | 8 | 32   | 60  | 20.0 | 5   |
| 6. Kelly Roethe     | 1997 | 20-20 | 11 | 3 | 25   | 49  | 22.4 | 4   |
| 7. Six players      |      |       | 9  |   |      |     |      |     |

| Season Points Leaders | Year | MP-MS | G  | A  | Pts. | Sh. | Sh%  | MWG |
|-----------------------|------|-------|----|----|------|-----|------|-----|
| 1. Kate Gordon        | 2000 | 21-19 | 17 | 6  | 40   | 69  | 24.6 | 7   |
| 2. Kelly Roethe       | 1999 | 25-25 | 13 | 7  | 33   | 64  | 20.3 | 3   |
| Kelly Roethe          | 1996 | 23-22 | 13 | 7  | 33   | 71  | 18.3 | 5   |
| 4. Kate Gordon        | 2002 | 24-22 | 13 | 6  | 34   | 75  | 17.3 | 3   |
| Kelly Roethe          | 1998 | 22-22 | 12 | 8  | 32   | 60  | 20.0 | 5   |
| 6. Regina Sekyra      | 1996 | 22-21 | 9  | 17 | 29   | 48  | 12.5 | 2   |
| 7. Kelly Roethe       | 1997 | 20-20 | 11 | 3  | 25   | 49  | 22.4 | 4   |
| 8. Lanette Rossini    | 1999 | 25-25 | 8  | 8  | 24   | 32  | 25.0 | 3   |
| Allison Mallams       | 2006 | 23-23 | 8  | 8  | 24   | 59  | 13.6 | 5   |
| 9. Kate Gordon        | 2001 | 21-19 | 9  | 4  | 22   | 55  | 16.4 | 2   |
| Lezlie Barrett        | 1993 | 17-17 | 9  | 4  | 22   | 39  | 27.3 | 4   |

### Season Matches Played

|                     |      |
|---------------------|------|
| 1. 25 Kelly Roethe  | 1999 |
| 25 Lanette Rossini  | 1999 |
| 25 Katherine Ward   | 1999 |
| 25 Erin Morgan      | 1999 |
| 25 Ashley Spakowitz | 1999 |
| 25 Melissa Moffatt  | 1999 |
| 25 Anna Frisk       | 1999 |
| 25 Heather O'Neil   | 1999 |
| 25 Rhegan Hyppio    | 1999 |
| 25 Mo Bothwell      | 1999 |

### Season Matches Started

|                    |      |
|--------------------|------|
| 1. 25 Kelly Roethe | 1999 |
| 25 Lanette Rossini | 1999 |
| 25 Erin Morgan     | 1999 |
| 25 Melissa Moffatt | 1999 |
| 25 Heather O'Neil  | 1999 |
| 25 Rhegan Hyppio   | 1999 |
| 25 Mo Bothwell     | 1999 |
| 8. 24 17 players   |      |

### Season Goals Per Match

| (min. 5 goals)                     |      |  |
|------------------------------------|------|--|
| 1. 0.71 Kate Gordon (17g, 24m)     | 2000 |  |
| 2. 0.57 Kelly Roethe (13g, 23m)    | 1996 |  |
| 3. 0.55 Kelly Roethe (11g, 20m)    | 1997 |  |
| 0.55 Kelly Roethe (12g, 22m)       | 1998 |  |
| 0.55 Allison Mallams (5g, 9m)      | 2007 |  |
| 6. 0.54 Kate Gordon (13g, 24m)     | 2002 |  |
| 7. 0.53 Lezlie Barrett (9g, 17m)   | 1993 |  |
| 8. 0.52 Kelly Roethe (13g, 25m)    | 1999 |  |
| 9. 0.46 Alison Loughrin (6g, 13m)  | 2005 |  |
| 10. 0.44 Maureen Mathews (7g, 16m) | 1993 |  |

### Season Assists

|                       |      |
|-----------------------|------|
| 1. 17 Regina Sekyra   | 1996 |
| 2. 13 Stephanie Welch | 2000 |
| 3. 9 Katie Kelly      | 2007 |
| 4. 8 Kelly Roethe     | 1998 |
| 8 Lanette Rossini     | 1999 |
| 8 Erin Morgan         | 1997 |
| 8 Lindsay Michuda     | 2005 |
| 8 Allison Mallams     | 2006 |
| 8 Katie Kelly         | 2006 |
| 10. 7 Four players    |      |

### Season Assists Per Match

| (min. 5 assists)                   |      |  |
|------------------------------------|------|--|
| 1. 0.77 Regina Sekyra (17a, 22m)   | 1996 |  |
| 2. 0.54 Stephanie Welch (13a, 24m) | 2000 |  |
| 3. 0.45 Katie Kelly (9a, 20m)      | 2007 |  |
| 4. 0.40 Erin Morgan (8a, 20m)      | 1997 |  |
| 5. 0.36 Kelly Roethe (8a, 22m)     | 1998 |  |
| 0.36 Lindsay Michuda (8a, 22m)     | 2005 |  |
| 7. 0.35 Regina Sekyra (7a, 20m)    | 1997 |  |
| 0.35 Allison Mallams (8a, 23m)     | 2006 |  |
| 0.35 Katie Kelly (8a, 23m)         | 2006 |  |
| 10. 0.32 Lanette Rossini (8a, 25m) | 1999 |  |
| 0.32 Kristen Jensen (7a, 22m)      | 2001 |  |

### Season Points Per Match

| (min. 10 points)                  |      |  |
|-----------------------------------|------|--|
| 1. 1.67 Kate Gordon (40p, 24m)    | 2000 |  |
| 2. 1.45 Kelly Roethe (32p, 22m)   | 1998 |  |
| 3. 1.43 Kelly Roethe (33p, 23m)   | 1996 |  |
| 4. 1.33 Kate Gordon (32p, 24m)    | 2002 |  |
| 5. 1.32 Kelly Roethe (33p, 25m)   | 1999 |  |
| 6. 1.32 Regina Sekyra (29p, 22m)  | 1996 |  |
| 7. 1.29 Lezlie Barrett (22p, 17m) | 1993 |  |
| 8. 1.25 Kelly Roethe (25p, 20m)   | 1997 |  |
| 9. 1.11 Allison Mallams (10p, 9m) | 2007 |  |
| 10. 1.05 Kate Gordon (22p, 21m)   | 2001 |  |

### Season Shots

|                       |      |
|-----------------------|------|
| 1. 75 Kate Gordon     | 2002 |
| 2. 71 Kelly Roethe    | 1996 |
| 3. 69 Kate Gordon     | 2000 |
| 4. 67 Rachael Sloan   | 2009 |
| 5. 64 Kelly Roethe    | 1999 |
| 64 Becky Ryan         | 2009 |
| 7. 60 Kelly Roethe    | 1998 |
| 8. 59 Allison Mallams | 2006 |
| 9. 55 Kate Gordon     | 2001 |
| 49 Kelly Roethe       | 1997 |
| 49 Jessica Peterson   | 1995 |

### Shot Percentage (shots/goals)

| (min. 10 shots)                     |      |  |
|-------------------------------------|------|--|
| 1. 35.0 Maureen Mathews (7g, 20sh)  | 1993 |  |
| 2. 33.3 Angie Fluckiger (4g, 12sh)  | 1994 |  |
| 3. 27.6 Katherine Ward (8g, 29sh)   | 1999 |  |
| 4. 26.7 Heather Goranson (4g, 15sh) | 2002 |  |
| 26.7 Danielle Henion (4g, 15sh)     | 1996 |  |
| 26.7 Danielle Henion (4g, 15sh)     | 1994 |  |
| 7. 26.3 Rhegan Hyppio (5g, 19sh)    | 2000 |  |
| 8. 26.1 Lauren Weber (6g, 23sh)     | 2005 |  |
| 26.1 Alison Loughrin (6g, 23sh)     | 2005 |  |
| 10. 25.8 Erin Morgan (8g, 31sh)     | 1999 |  |

### Match Winning Goals

|                     |      |
|---------------------|------|
| 1. 7 Kate Gordon    | 2000 |
| 2. 5 Kelly Roethe   | 1998 |
| 5 Kelly Roethe      | 1996 |
| 5 Christy Zwolski   | 2005 |
| 5 Allison Mallams   | 2006 |
| 5 Ashley Bares      | 2008 |
| 5 Rachael Sloan     | 2009 |
| 7. 4 Lezlie Barrett | 1993 |
| 4 Kelly Roethe      | 1997 |
| 4 Mary Rennew       | 1997 |
| 4 Meghan Connelly   | 2004 |

### Penalty Kick Goals

|                   |      |
|-------------------|------|
| 1. 3 Kelly Roethe | 1998 |
| 3 Kristen Jensen  | 2001 |
| 3 Anne Dalecky    | 2002 |

### Yellow Card Cautions

|                    |      |
|--------------------|------|
| 1. 4 Regina Sekyra | 1995 |
| 4 Michelle Pitzl   | 2005 |
| 2. 3 Six players   |      |



**Lezlie Barrett**



**Regina Sekyra**



**Katherine Ward**



**Allison Mallams**

# WOMEN'S SOCCER

| Season Saves Leaders | Year | MP-MS | Min.    | G  | GAA  | Sv. | W-L-T  | Sho. |
|----------------------|------|-------|---------|----|------|-----|--------|------|
| 1. Laura Boyer       | 2005 | 24-24 | 2179:56 | 22 | 0.91 | 112 | 19-4-1 | 8    |
| 2. Mo Bothwell       | 1999 | 25-25 | 2164:24 | 25 | 1.04 | 91  | 16-7-2 | 5    |
| 3. Ashleigh Koenig   | 2002 | 24-24 | 2101:42 | 29 | 1.24 | 87  | 13-8-2 | 8    |
| 4. Ashleigh Koenig   | 2001 | 22-22 | 1964:23 | 13 | 0.60 | 83  | 16-5-0 | 8    |
| Stacy Sipotz         | 1994 | 13-13 | 1320:00 | 11 | 0.75 | 83  | 6-4-3  | 6    |
| 6. Katie Bissen      | 2003 | 20-20 | 1880:15 | 19 | 0.91 | 76  | 11-8-1 | 7    |
| Katie Bissen         | 2004 | 21-21 | 1885:19 | 26 | 1.24 | 76  | 12-8-1 | 7    |
| 8. Laura Boyer       | 2006 | 22-22 | 1949:55 | 16 | 0.74 | 70  | 10-6-5 | 6    |
| Mo Bothwell          | 2000 | 23-23 | 1738:34 | 21 | 1.09 | 70  | 17-3-1 | 6    |
| 10. Mo Bothwell      | 1998 | 22-22 | 2087:36 | 20 | 0.86 | 69  | 15-5-2 | 7    |

| Season GAA Leaders | Year | MP-MS | Min.    | G  | GAA  | Sv. | W-L-T  | Sho. |
|--------------------|------|-------|---------|----|------|-----|--------|------|
| 1. Natalie Kulla   | 2009 | 23-23 | 2165:35 | 12 | 0.50 | 58  | 15-5-3 | 16   |
| 1. Ashleigh Koenig | 2001 | 22-22 | 1964:23 | 13 | 0.60 | 83  | 16-5-0 | 8    |
| 2. Mo Bothwell     | 1997 | 20-19 | 1893:24 | 13 | 0.62 | 58  | 14-2-4 | 10   |
| 3. Laura Boyer     | 2006 | 22-22 | 1949:55 | 16 | 0.74 | 70  | 10-6-5 | 6    |
| Karin Tinucci      | 1996 | 12-11 | 1095:00 | 9  | 0.74 | 51  | 9-2-0  | 6    |
| 5. Stacy Sipotz    | 1994 | 13-13 | 1320:00 | 11 | 0.75 | 83  | 6-4-3  | 6    |
| 6. Laura Boyer     | 2007 | 20-20 | 1924:55 | 17 | 0.79 | 61  | 12-4-4 | 9    |
| Natalie Kulla      | 2008 | 18-17 | 1477:25 | 13 | 0.79 | 55  | 9-5-2  | 6    |
| 7. Mo Bothwell     | 1998 | 22-22 | 2087:36 | 20 | 0.86 | 69  | 15-5-2 | 8    |
| 8. Katie Bissen    | 2003 | 20-20 | 1880:15 | 19 | 0.91 | 76  | 11-8-1 | 7    |
| Laura Boyer        | 2005 | 24-24 | 2179:56 | 22 | 0.91 | 112 | 19-4-1 | 8    |



Karin Tinucci

## Season Minutes in Goal

|     |         |                 |      |
|-----|---------|-----------------|------|
| 1.  | 2179:56 | Laura Boyer     | 2005 |
| 2.  | 2165:35 | Natalie Kulla   | 2009 |
| 3.  | 2164:24 | Mo Bothwell     | 1999 |
| 4.  | 2102:42 | Ashleigh Koenig | 2002 |
| 5.  | 2087:36 | Mo Bothwell     | 1998 |
| 6.  | 1964:23 | Ashleigh Koenig | 2001 |
| 7.  | 1949:55 | Laura Boyer     | 2006 |
| 8.  | 1924:55 | Laura Boyer     | 2007 |
| 9.  | 1893:24 | Mo Bothwell     | 1997 |
| 10. | 1885:19 | Katie Bissen    | 2004 |

## Season Goals Allowed

|    |    |                 |      |
|----|----|-----------------|------|
| 1. | 29 | Ashleigh Koenig | 2002 |
| 2. | 26 | Katie Bissen    | 2004 |
| 3. | 25 | Mo Bothwell     | 1999 |
| 4. | 22 | Laura Boyer     | 2005 |
| 5. | 21 | Mo Bothwell     | 2000 |
| 6. | 20 | Mo Bothwell     | 1998 |
| 7. | 19 | Katie Bissen    | 2003 |
| 8. | 17 | Karin Tinucci   | 1993 |
|    | 17 | Laura Boyer     | 2007 |

## Season Saves Per Match

|    |      |                            |      |
|----|------|----------------------------|------|
| 1. | 7.50 | Karin Tinucci (45s, 6m)    | 1994 |
| 2. | 6.38 | Stacy Sipotz (83s, 13m)    | 1994 |
| 3. | 5.73 | Stacy Sipotz (83s, 11m)    | 1995 |
| 4. | 4.75 | Laura Boyer (112s, 24m)    | 2005 |
| 5. | 4.25 | Karin Tinucci (51s, 12m)   | 1996 |
| 6. | 4.15 | Stacy Sipotz (54s, 13m)    | 1996 |
| 7. | 3.80 | Katie Bissen (76s, 20m)    | 2003 |
| 8. | 3.77 | Ashleigh Koenig (83s, 22m) | 2001 |

## Season Save Pct.

|    |      |                 |      |
|----|------|-----------------|------|
| 1. | 88.3 | Stacy Sipotz    | 1994 |
| 3. | 85.0 | Karin Tinucci   | 1996 |
| 2. | 84.6 | Ashleigh Koenig | 2001 |
| 4. | 83.8 | Ashleigh Koenig | 2000 |
| 5. | 83.6 | Laura Boyer     | 2005 |
| 6. | 82.9 | Natalie Kulla   | 2009 |
| 7. | 81.8 | Stacy Sipotz    | 1996 |
|    | 81.8 | Karin Tinucci   | 1994 |
| 9. | 81.7 | Mo Bothwell     | 1997 |

## Season Victories

|     |        |                 |      |
|-----|--------|-----------------|------|
| 1.  | 19-4-1 | Laura Boyer     | 2005 |
| 2.  | 18-3-1 | Mo Bothwell     | 2000 |
| 3.  | 16-6-0 | Ashleigh Koenig | 2001 |
|     | 16-7-2 | Mo Bothwell     | 1999 |
| 5.  | 15-5-2 | Mo Bothwell     | 1998 |
| 6.  | 15-5-3 | Natalie Kulla   | 2009 |
| 7.  | 14-2-4 | Mo Bothwell     | 1997 |
| 8.  | 13-8-2 | Ashleigh Koenig | 2002 |
| 9.  | 12-4-4 | Laura Boyer     | 2007 |
| 10. | 12-8-1 | Katie Bissen    | 2004 |

## Season Shutouts

|    |    |                 |      |
|----|----|-----------------|------|
| 1. | 16 | Natalie Kulla   | 2009 |
| 1. | 10 | Mo Bothwell     | 1997 |
| 2. | 9  | Laura Boyer     | 2007 |
| 3. | 8  | Mo Bothwell     | 1998 |
|    | 8  | Ashleigh Koenig | 2001 |
|    | 8  | Laura Boyer     | 2005 |
| 6. | 7  | Ashleigh Koenig | 2002 |
|    | 7  | Katie Bissen    | 2003 |



Katie Bissen

## Team Season Records

### Matches Played

|     |    |      |
|-----|----|------|
| 1.  | 25 | 1999 |
| 2.  | 24 | 2005 |
|     | 24 | 2002 |
|     | 24 | 2000 |
| 6.  | 23 |      |
| 7.  | 22 | 2008 |
|     | 22 | 2001 |
|     | 22 | 1998 |
| 10. | 21 | 1995 |
|     | 21 | 2004 |

### Points

|     |                |      |
|-----|----------------|------|
| 1.  | 179 (64g, 51a) | 2000 |
| 2.  | 177 (61g, 55a) | 1999 |
| 3.  | 162 (55g, 52a) | 1996 |
| 4.  | 138 (49g, 40a) | 1998 |
| 5.  | 122 (40g, 42a) | 2005 |
| 6.  | 115 (37g, 41a) | 1997 |
| 7.  | 114 (39g, 36a) | 2002 |
| 8.  | 101 (33g, 35a) | 2006 |
| 9.  | 99 (32g, 35a)  | 2004 |
| 10. | 95 (35g, 25a)  | 2001 |

### Goals

|     |    |      |
|-----|----|------|
| 1.  | 64 | 2000 |
| 2.  | 61 | 1999 |
| 3.  | 55 | 1996 |
| 4.  | 49 | 1998 |
| 5.  | 40 | 2005 |
| 6.  | 39 | 2002 |
| 7.  | 37 | 1997 |
| 8.  | 35 | 2001 |
| 9.  | 33 | 2006 |
| 10. | 32 | 2004 |

### Assists

|     |    |      |
|-----|----|------|
| 1.  | 55 | 1999 |
| 2.  | 52 | 1996 |
| 3.  | 51 | 2000 |
| 4.  | 42 | 2005 |
| 5.  | 41 | 1997 |
| 6.  | 40 | 1998 |
| 7.  | 36 | 2002 |
| 8.  | 35 | 2004 |
|     | 35 | 2006 |
| 10. | 28 | 2007 |

### Shots

|    |                |      |
|----|----------------|------|
| 1. | 417 (64 goals) | 2000 |
| 2. | 401 (28 goals) | 2009 |
| 2. | 371 (35 goals) | 2001 |
| 3. | 364 (61 goals) | 1999 |
| 4. | 357 (39 goals) | 2002 |
| 5. | 350 (55 goals) | 1996 |
| 6. | 327 (22 goals) | 2008 |
| 7. | 325 (29 goals) | 2007 |
| 8. | 324 (49 goals) | 1998 |
| 9. | 297 (32 goals) | 2004 |

### Corner Kicks

|     |     |      |
|-----|-----|------|
| 1.  | 157 | 1999 |
| 2.  | 152 | 1996 |
| 3.  | 136 | 2000 |
| 4.  | 128 | 2001 |
| 5.  | 127 | 2009 |
| 6.  | 124 | 1997 |
| 7.  | 118 | 1998 |
| 8.  | 108 | 2002 |
| 9.  | 99  | 1995 |
| 10. | 98  | 2008 |

### Fouls

|     |     |      |
|-----|-----|------|
| 1.  | 365 | 1998 |
| 2.  | 302 | 2005 |
| 3.  | 296 | 2000 |
| 4.  | 293 | 1995 |
| 5.  | 265 | 2008 |
| 6.  | 264 | 2006 |
|     | 264 | 2009 |
| 8.  | 261 | 1994 |
|     | 261 | 2004 |
| 10. | 260 | 2001 |

### Yellow Card Cautions

|    |    |      |
|----|----|------|
| 1. | 21 | 2006 |
| 2. | 14 | 2005 |
|    | 14 | 1999 |
| 4. | 12 | 1998 |
| 5. | 11 | 2000 |
|    | 11 | 2008 |
|    | 10 | 2003 |
| 8. | 9  | 2002 |
|    | 9  | 2004 |
|    | 9  | 2009 |

### Saves

|     |             |       |
|-----|-------------|-------|
| 1.  | 128 (21 GA) | 1994  |
| 2.  | 114 (22 GA) | 2005  |
| 3.  | 113 (33 GA) | 1993  |
| 4.  | 106 (21 GA) | 1996  |
| 5.  | 104 (30 GA) | 1995  |
| 6.  | 102 (27 GA) | 2000  |
| 7.  | 96 (29 GA)  | 2002  |
| 8.  | 95 (26 GA)  | 1999  |
| 9.  | 90 (15 GA)  | 2001  |
| 10. | 79          | Twice |

### Goals Against Avg.

|     |                        |      |
|-----|------------------------|------|
| 1.  | 0.50 (12 GA, 2166 min) | 2009 |
| 2.  | 0.65 (14 GA, 1933 min) | 1997 |
|     | 0.65 (15 GA, 2065 min) | 2001 |
| 4.  | 0.70 (17 GA, 2183 min) | 2006 |
| 5.  | 0.77 (17 GA, 1980 min) | 2007 |
| 6.  | 0.81 (19 GA, 2103 min) | 2008 |
| 7.  | 0.84 (21 GA, 2250 min) | 1996 |
| 8.  | 0.86 (20 GA, 2093 min) | 1998 |
| 9.  | 0.89 (22 GA, 2214 min) | 2005 |
| 10. | 0.91 (19 GA, 1880 min) | 2003 |

### Fewest Goals Allowed

|    |    |      |
|----|----|------|
| 1. | 12 | 2009 |
| 2. | 14 | 1997 |
| 3. | 15 | 2001 |
| 4. | 17 | 2006 |
|    | 17 | 2007 |
| 6. | 19 | 2003 |
| 7. | 20 | 1998 |
| 8. | 21 | 1996 |
| 9. | 22 | 2005 |
|    | 22 | 2008 |

### Shutouts

|     |    |           |
|-----|----|-----------|
| 1.  | 16 | 2009      |
| 2.  | 12 | 1996      |
|     | 12 | 2006      |
|     | 12 | 2007      |
| 5.  | 11 | 2005      |
|     | 11 | 2001      |
|     | 11 | 2000      |
|     | 11 | 1997      |
| 10. | 9  | Six Times |

### Victories

|    |             |      |
|----|-------------|------|
| 1. | 20 (20-3-1) | 2000 |
| 2. | 19 (19-4-1) | 2005 |
| 3. | 16 (16-5-0) | 2001 |
|    | 16 (16-7-2) | 1999 |
|    | 16 (16-6-1) | 1996 |
| 6. | 15 (15-5-2) | 1998 |
|    | 15 (15-5-3) | 2009 |
| 8. | 14 (14-2-4) | 1997 |
| 9. | 13 (13-8-3) | 2002 |

### Winning Percentage

|     |               |      |
|-----|---------------|------|
| 1.  | 85.4 (20-3-1) | 2000 |
| 2.  | 81.3 (19-4-1) | 2005 |
| 3.  | 80.0 (14-2-4) | 1997 |
| 4.  | 76.2 (16-5-0) | 2001 |
| 5.  | 72.7 (15-5-2) | 1998 |
| 6.  | 71.7 (16-6-1) | 1996 |
|     | 71.7 (15-5-3) | 2009 |
| 8.  | 70.0 (12-4-4) | 2007 |
| 9.  | 68.0 (16-7-2) | 1999 |
| 10. | 63.0 (12-6-5) | 2006 |

### Home Att. Per Match

|     |     |      |
|-----|-----|------|
| 1.  | 818 | 2005 |
| 2.  | 542 | 2002 |
| 3.  | 541 | 2001 |
| 4.  | 486 | 2006 |
| 5.  | 455 | 2004 |
| 6.  | 389 | 1999 |
| 7.  | 376 | 1997 |
| 8.  | 373 | 2000 |
| 9.  | 366 | 2008 |
| 10. | 365 | 1998 |

## Match Records

### Individual Points in a Match

|    |    |                 |    |              |               |
|----|----|-----------------|----|--------------|---------------|
| 1. | 10 | Christy Zwolski | vs | Sacred Heart | Aug. 27, '06  |
| 2. | 8  | Maureen Mathews | vs | Oral Roberts | Sept. 24, '93 |
| 3. | 7  | Allison Mallams | vs | Sacred Heart | Aug. 27, '06  |
|    | 7  | Meghan Connelly | at | Cincinnati   | Oct. 14, '05  |
|    | 7  | Lanette Rossini | vs | Green Bay    | Sept. 12, '99 |

### Individual Goals in a Match

|    |   |                 |    |               |               |
|----|---|-----------------|----|---------------|---------------|
| 1. | 4 | Christy Zwolski | vs | Sacred Heart  | Aug. 27, '06  |
|    | 4 | Maureen Mathews | vs | Oral Roberts  | Sept. 24, '93 |
| 2. | 3 | Meghan Connelly | at | Cincinnati    | Oct. 14, '06  |
|    | 3 | Alison Loughrin | vs | Green Bay     | Sept. 17, '04 |
|    | 3 | Kate Gordon     | vs | Charlotte     | Nov. 2, '00   |
|    | 3 | Kelly Roethe    | at | Purdue        | Sept. 1, '98  |
|    | 3 | Lanette Rossini | vs | Green Bay     | Sept. 12, '99 |
|    | 3 | Lezie Barrett   | vs | Loyola (Ill.) | Oct. 7, '93   |

### Individual Assists in a Match

|    |   |                 |    |               |               |
|----|---|-----------------|----|---------------|---------------|
| 1. | 3 | Allison Mallams | vs | Sacred Heart  | Aug. 27, '06  |
|    | 3 | Jill Vendetti   | vs | Louisville    | Sept. 15, '00 |
|    | 3 | Lanette Rossini | at | South Florida | Nov. 1, '96   |
|    | 3 | Regina Sekyra   | at | Toledo        | Oct. 13, '96  |
|    | 3 | Jill Vendetti   | vs | Louisville    | Sept. 15, '00 |
| 5. | 2 | 41 times        |    |               |               |

### Individual Shots in a Match

|    |    |              |    |               |               |
|----|----|--------------|----|---------------|---------------|
| 1. | 11 | Kate Gordon  | vs | Wright State  | Nov. 8, '00   |
| 2. | 10 | Kelly Roethe | vs | Memphis       | Oct. 25, '96  |
| 3. | 8  | Kate Gordon  | vs | Southern Miss | Sept. 29, '02 |
|    | 8  | Kelly Roethe | at | Missouri      | Nov. 10, '99  |
|    | 8  | Kate Gordon  | at | Illinois      | Sept. 17, '01 |
| 6. | 7  | 12 times     |    |               |               |

### Individual Saves in a Match

|    |    |                 |    |             |               |
|----|----|-----------------|----|-------------|---------------|
| 1. | 21 | Karin Tinucci   | vs | Ohio State  | Sept. 3, '94  |
| 2. | 18 | Stacy Sipotz    | at | Texas A&M   | Sept. 3, '95  |
| 3. | 16 | Karin Tinucci   | vs | Cincinnati  | Nov. 10, '96  |
|    | 16 | Ashleigh Koenig | at | Illinois    | Sept. 17, '01 |
| 5. | 15 | Stacy Sipotz    | at | Minnesota   | Oct. 23, '94  |
| 6. | 12 | Laura Boyer     | vs | Notre Dame  | Sept. 30, '05 |
|    | 12 | Mo Bothwell     | vs | Wisconsin   | Aug. 27, '00  |
| 8. | 11 | Katie Bissen    | at | Saint Louis | Oct. 30, '04  |
|    | 11 | Stacy Sipotz    | at | Wisconsin   | Aug. 31, '96  |
|    | 11 | Stacy Sipotz    | at | Butler      | Sept. 17, '95 |

### Team Points in a Match

|     |    |             |                |               |
|-----|----|-------------|----------------|---------------|
| 1.  | 29 | at          | Purdue         | Sept. 1, '98  |
| 2.  | 26 | vs          | Sacred Heart   | Aug. 27, '06  |
|     | 26 | vs          | Wis.-Green Bay | Sept. 12, '99 |
| 3.  | 22 | vs          | Louisville     | Sept. 15, '00 |
| 4.  | 21 | at          | DePaul         | Oct. 27, '00  |
| 5.  | 20 | at          | DePaul         | Oct. 4, '96   |
|     | 20 | at          | Wis.-Green Bay | Sept. 6, '98  |
| 7.  | 19 | at          | Memphis        | Sept. 24, '00 |
| 8.  | 17 | at          | Memphis        | Oct. 3, '97   |
| 9.  | 17 | at          | Valparaiso     | Sept. 1, '97  |
| 10. | 16 | Three Times |                |               |

### Team Goals in a Match

|    |    |          |                |               |
|----|----|----------|----------------|---------------|
| 1. | 10 | at       | Purdue         | Sept. 1, '98  |
| 2. | 9  | vs       | Sacred Heart   | Aug. 27, '06  |
| 2. | 8  | vs       | Wis.-Green Bay | Sept. 12, '99 |
| 3. | 7  | at       | DePaul         | Oct. 4, '96   |
|    | 7  | at       | DePaul         | Oct. 27, '00  |
|    | 7  | at       | Wis.-Green Bay | Sept. 6, '98  |
|    | 7  | vs       | Louisville     | Sept. 15, '00 |
|    | 7  | at       | Memphis        | Sept. 24, '00 |
| 8. | 6  | vs       | Southern Miss  | Nov. 4, '99   |
| 9. | 5  | 15 times |                |               |

### Team Assists in a Match

|    |    |           |                |               |
|----|----|-----------|----------------|---------------|
| 1. | 10 | vs        | Wis.-Green Bay | Sept. 12, '99 |
| 2. | 9  | at        | Purdue         | Sept. 1, '98  |
| 3. | 8  | vs        | Sacred Heart   | Aug. 27, '06  |
|    | 8  | vs        | Louisville     | Sept. 15, '00 |
| 4. | 7  | at        | Memphis        | Oct. 3, '97   |
|    | 7  | at        | DePaul         | Oct. 27, '00  |
|    | 7  | at        | Valparaiso     | Sept. 1, '97  |
| 7. | 6  | Six times |                |               |

### Team Shots in a Match

|    |    |    |                    |               |
|----|----|----|--------------------|---------------|
| 1. | 45 | vs | South Dakota State | Aug. 29, '04  |
| 2. | 43 | at | Oral Roberts       | Sept. 24, '93 |
| 3. | 41 | at | Northern Illinois  | Sept. 26, '00 |
| 4. | 40 | vs | Wis.-Green Bay     | Sept. 5, '01  |
| 5. | 36 | vs | Loyola (Ill.)      | Oct. 7, '93   |
| 6. | 35 | at | Wright State       | Nov. 8, '00   |
| 7. | 34 | at | Purdue             | Sept. 1, '98  |
| 8. | 34 | vs | Louisville         | Sept. 15, '00 |
| 9. | 33 | at | Memphis            | Oct. 25, '96  |
|    | 33 | at | Wis.-Green Bay     | Sept. 12, '99 |
|    | 33 | at | Cincinnati         | Oct. 21, '07  |

### Team Saves in a Match

|    |    |    |                |               |
|----|----|----|----------------|---------------|
| 1. | 21 | vs | Ohio State     | Sept. 3, '94  |
| 2. | 18 | at | Texas A&M      | Sept. 3, '95  |
|    | 18 | at | Illinois       | Sept. 17, '01 |
| 4. | 16 | vs | Cincinnati     | Nov. 10, '96  |
| 5. | 15 | at | Minnesota      | Oct. 23, '94  |
| 6. | 12 | vs | Notre Dame     | Sept. 30, '05 |
|    | 12 | vs | Wisconsin      | Aug. 27, '00  |
|    | 12 | at | Wis.-Milwaukee | Sept. 15, '93 |
|    | 12 | at | Notre Dame     | Sept. 27, '96 |

## Records by Class

|  | Senior                    | Junior                      |
|--|---------------------------|-----------------------------|
| <b>Matches Played</b>                    | 25 Four players           | 25 Five players             |
| <b>Matches Started</b>                   | 25 Four players           | 25 Four players             |
| <b>Points</b>                            | 33 Kelly Roethe (1999)    | 32 Kelly Roethe (1998)      |
| <b>Goals</b>                             | 13 Twice                  | 12 Kelly Roethe (1998)      |
| <b>Assists</b>                           | 8 Twice                   | 17 Regina Sekyra (1996)     |
| <b>Match Winning Goals</b>               | 4 Mary Revnew (1997)      | 5 Allison Mallams (2006)    |
| <b>Shots</b>                             | 75 Kate Gordon (2002)     | 59 Two Players              |
| <b>Saves</b>                             | 87 Ashleigh Koenig (2002) | 92 Mo Bothwell (1999)       |
| <b>Shutouts</b>                          | 7 Twice                   | 8 Ashleigh Koenig (2001)    |
| <b>Goals Against Avg.</b> <sup>1</sup>   | 0.74 Karin Tinucci (1996) | 0.60 Ashleigh Koenig (2001) |
| <b>Fewest Goals Allowed</b> <sup>2</sup> | 9 Stacy Sipotz (1996)     | 13 Ashleigh Koenig (2001)   |

|  | Sophomore                 | Freshman                |
|--|---------------------------|-------------------------|
| <b>Matches Played</b>                    | 25 Anna Frisk (1999)      | 25 Two players          |
| <b>Matches Started</b>                   | 24 Four players           | 23 Katie Kelly (2005)   |
| <b>Points</b>                            | 40 Kate Gordon (2000)     | 33 Kelly Roethe (1996)  |
| <b>Goals</b>                             | 17 Kate Gordon (2000)     | 13 Kelly Roethe (1996)  |
| <b>Assists</b>                           | 8 Katie Kelly (2006)      | 7 Kelly Roethe (1996)   |
| <b>Match Winning Goals</b>               | 7 Kate Gordon (2000)      | 6 Kelly Roethe (1996)   |
| <b>Shots</b>                             | 69 Kate Gordon (2000)     | 72 Kelly Roethe (1996)  |
| <b>Saves</b>                             | 112 Laura Boyer (2005)    | 58 Stacy Sipotz (1993)  |
| <b>Shutouts</b>                          | 16 Natalie Kulla (2009)   | 10 Mo Bothwell (1997)   |
| <b>Goals Against Avg.</b> <sup>1</sup>   | 0.50 Natalie Kulla (2009) | 0.62 Mo Bothwell (1997) |
| <b>Fewest Goals Allowed</b> <sup>2</sup> | 11 Stacy Sipotz (1994)    | 13 Mo Bothwell (1997)   |

<sup>1</sup> based on a minimum of 1,000 minutes  
<sup>2</sup> based on a minimum of 600 minutes



Mary Revnew

# WOMEN'S SOCCER

## Miscellaneous Records

### Team

|  |                                 |
|--|---------------------------------|
| <b>Winning Streak</b>                                | 10 Sept. 18, 1997-Oct. 28, 1997 |
| <b>Non-Losing Streak</b>                             | 13 Sept. 18, 1997-Nov. 7, 1997  |
| <b>Consecutive Home Wins</b>                         | 17 Oct. 18, 1998-Oct. 13, 2000  |
| <b>Consecutive Road Wins</b>                         | 4 Three Times                   |
| <b>Consecutive Conference Wins</b>                   | 9 Twice                         |
| <b>Consecutive Conference Matches Without a Loss</b> | 18 Oct. 14, 2001                |
| <b>Consecutive Winning Seasons</b>                   | 14 1996-current                 |
| <b>Consecutive Shutouts</b>                          | 7 Oct. 11, 2009 - Nov. 6, 2009  |

|                              |    |             |
|------------------------------|----|-------------|
| <b>Wins</b>                  | 20 | 2000        |
| <b>Losses</b>                | 11 | 1995        |
| <b>Most Home Wins</b>        | 11 | 2005        |
| <b>Most Road Wins</b>        | 8  | 1996        |
| <b>Consecutive Home Wins</b> | 9  | 2005        |
| <b>Fewest Home Wins</b>      | 2  | 1993        |
| <b>Consecutive Road Wins</b> | 4  | Three Times |
| <b>Fewest Road Wins</b>      | 2  | 1994        |
| <b>Fewest Home Losses</b>    | 0  | 2000        |
| <b>Fewest Road Losses</b>    | 1  | 1997        |
| <b>Most Home Losses</b>      | 5  | 1993        |
| <b>Most Road Losses</b>      | 7  | 1995        |

### Individual

|   |  |
|---|--|
| <b>Elapsed Time Between Goals</b>                   | 0:41 Maureen Mathews, Oral Roberts (Sept. 24, 1993)                    |
| <b>Elapsed Time Between Start of Match and Goal</b> | 0:18 Mary Revnew vs. Northern Illinois (Oct. 9, 1996)                  |
| <b>Shortest Time Between Goals, Team</b>            | 0:16 Erin Morgan and Katherine Ward vs. Wis.-Green Bay (Oct. 16, 1998) |

|   |  |
|---|--|
| <b>Shortest Time Between Goals, Opponents</b> | 0:06 Hollie Schurr (Illinois) and Kate Gordon at Illinois (Sept. 17, 2001) (NCAA Record) |
| <b>Consecutive Matches With a Goal</b>        | 7 Kate Gordon (Oct. 20-Nov. 8, 2001)   |
| <b>Longest Interval Between Goals Allowed</b> | 738:30 Natalie Kulla (Oct. 9 - Nov. 8, 2009)   |

### All-Time

#### Opponent Records

|                |                               |
|----------------|-------------------------------|
| <b>Points</b>  | 21 at Texas A&M (9/3/95)      |
| <b>Goals</b>   | 7 at Texas A&M (9/3/95)       |
| <b>Assists</b> | 7 at Texas A&M (9/3/95)       |
|                | 7 at Detroit (10/11/96)       |
| <b>Shots</b>   | 32 at Notre Dame (10/5/08)    |
| <b>Saves</b>   | 25 vs. Oral Roberts (9/24/93) |
| <b>Corners</b> | 12 at Santa Clara (10/10/99)  |
| <b>Fouls</b>   | 30 at Memphis (9/27/98)       |

#### Individual

|                |   |
|----------------|---|
| <b>Points</b>  | 7 Jessica Gjertsen at Memphis (9/24/00)     |
|                | Kim Groder, Indiana (8/27/04)               |
| <b>Goals</b>   | 3 Kim Groder at Indiana (8/27/04)           |
|                | 3 Jessica Gjertsen at Memphis (9/24/00)     |
|                | 3 Jennifer Walek Minnesota (10/29/93)       |
|                | 3 Courtney Crandall at Charlotte (10/11/02) |
| <b>Assists</b> | 3 Candice Spiniolas at Memphis (9/24/00)    |
|                | 3 Stephanie Rigmat at UCLA (10/6/02)        |
| <b>Shots</b>   | 10 Brittany Bock at Notre Dame (10/5/08)    |
| <b>Saves</b>   | 20 Heather Cinellato, Memphis (10/25/96)    |
|                | Jenn Davis, So. Dakota State (8/29/04)      |

## Valley Fields Women's Records

| Marquette Records | Individual   | Team                                    |
|-------------------|--|---|
| <b>Goals</b>      | 4, Maureen Mathews vs. Oral Roberts (Sept. 24, 1993) | 8, vs. Wis.-Green Bay (Sept. 12, 1999)  |
| <b>Points</b>     | 9, Maureen Mathews vs. Oral Roberts (Sept. 24, 1993) | 26, vs. Wis.-Green Bay (Sept. 12, 1999) |
| <b>Assists</b>    | 3 Twice  | 10, vs. Wis.-Green Bay (Sept. 12, 1999) |
| <b>Saves</b>      | 21, Karin Tinucci vs. Ohio State (Sept. 3, 1993)     | 21, vs. Ohio State (Sept. 3, 1993)      |
| Opponent Records  | Individual   | Team                                    |
| <b>Goals</b>      | 3, Jennifer Walek Minnesota (Oct. 30, 1993)          | 6, Minnesota (Oct. 30, 1993)            |
| <b>Points</b>     | 6, Jennifer Walek Minnesota (Oct. 30, 1993)          | 15, Minnesota (Oct. 30, 1993)           |
| <b>Assists</b>    | 2, Multiple Times                                    | 3, Minnesota (Oct. 30, 1993)            |
| <b>Saves</b>      | 25, Jana Stagner Oral Roberts (Sept. 24, 1993)       | 25, Oral Roberts (Sept. 24, 1993)       |



Maureen Mathews



# MARQUETTE

## All-Time Roster

|                     |                        |                        |                      |                      |                      |
|---------------------|------------------------|------------------------|----------------------|----------------------|----------------------|
| <b>Lauren Acree</b> | <b>2007, 08, 09</b>    | Kate Gordon            | 1999, 2000, 01, 02   | Maureen Mathews      | 1993, 94, 95         |
| Kim Anderson        | 1993, 94, 95           | Kristin Grover         | 1993, 94             | Kristie Matola       | 2002, 03, 04, 05     |
| Elizabeth Angel     | 2003, 04               | Suzanne Haddad         | 1993                 | Erin Maysent         | 1999, 2000, 01, 02   |
| Vanessa Anthony     | 1996, 97               | Kristin Halley         | 1999, 2000, 01, 02   | Allison McBride      | 2005, 06, 07, 08, 09 |
| Molly Arenberg      | 2007, 08               | Sue Hanson             | 1997                 | <b>Kerry McBride</b> | <b>2008, 09</b>      |
| Mack Ayer           | 2006, 07               | Cat Harris             | 2006, 07, 08         | Beth McGill          | 2003                 |
| Ashley Baird        | 2003, 04, 05, 06       | Kelly Heglund          | 1998                 | Colleen McGurk       | 1994, 95, 96, 97     |
| Jennifer Baker      | 2002, 03               | Erica Helms            | 1993, 94             | Sarah Meyer          | 2000                 |
| <b>Ashley Bares</b> | <b>2007, 08, 09</b>    | Danielle Henion        | 1993, 94, 95, 96     | Katie Michuda        | 2000, 01, 02, 03, 04 |
| Brittany Bares      | 2006, 07, 08, 09       | Katie Hishmeh          | 2009                 | Lindsay Michuda      | 2002, 03, 04, 05     |
| Lezlie Barrett      | 1993                   | Amy Hnatow             | 1998, 99, 2000, 01   | Ally Miller          | 2009                 |
| Ester Bedard        | 2000, 01, 02, 03, 04   | Rhegan Hyppio          | 1997, 98, 99, 2000   | Katie Miller         | 2006, 07, 08, 09     |
| Britni Benage       | 2005, 06, 07           | Anne Ioder             | 2000, 01, 02, 03     | Melissa Moffatt      | 1997, 98, 99, 2000   |
| Katie Bissen        | 2000, 01, 02, 03, 04   | Erin Jamieson          | 2002, 03             | Christie Moore       | 1996, 97, 98         |
| Mo Bothwell         | 1997, 98, 99, 2000     | Kristen Jensen         | 2000, 01, 02, 03     | Lindsay Moore        | 2001                 |
| Laura Boyer         | 2005, 06, 07           | Sarah Johnson          | 2002, 03, 04         | Tori Moore           | 2005, 06             |
| Rachel Brown        | 2009                   | Sarah Kazlauskas       | 1993, 94             | Vicky Moran          | 1996, 97             |
| Renee Cain          | 2004                   | Sammy Kailas           | 2009                 | Erin Morgan          | 1996, 97, 98, 99     |
| Kara Cassidy        | 1993, 94, 95           | Emily Kelley           | 1998                 | Therese Muench       | 1993                 |
| Elizabeth Coakley   | 1993, 94               | Katie Kelly            | 2005, 06, 07, 08     | Erin Murphy          | 2004                 |
| Michelle Compty     | 2005, 06, 07, 08, 09   | Carolyn Klopp          | 2000, 01, 02, 03     | Rebecca Myers        | 1999                 |
| Sheila Conelly      | 1998                   | Anne Klosterman        | 1993, 94, 95, 96     | Sandy Nechay         | 1994, 95, 96, 97     |
| Kaley Connelly      | 2005                   | Lindsay Knutson        | 1995                 | Heather O'Neil       | 1997, 98, 99, 2000   |
| Meghan Connelly     | 2003, 04, 05, 06       | Ashleigh Koenig        | 1999, 2000, 01, 02   | <b>Lindsay Page</b>  | <b>2008, 09</b>      |
| Katie Cook          | 2000, 01, 02           | Maureen Kole           | 2004                 | Nicki Peters         | 2000                 |
| Laura Culhane       | 2000, 01, 02, 03       | Jenny Kolthoff         | 1995, 96             | Jessica Peterson     | 1995, 96, 97, 98     |
| Shannon Cusick      | 2006, 07, 08           | Kathy Kostecke         | 1994, 95             | <b>Lisa Philbin</b>  | <b>2008, 09</b>      |
| Anne Dalecky        | 1999, 2000, 01, 02     | Laura Kretsche         | 1999-2000            | Michelle Pitzl       | 2003, 04, 05, 06     |
| Kaitlyn Darcy       | 2004, 05, 06           | Jamie Krofta           | 1999, 2000, 01       | Jennifer Powell      | 1993, 94             |
| Kelli DeBarge       | 2006, 07, 08           | <b>Natalie Kulla</b>   | <b>2007, 08, 09</b>  | Michelle Powell      | 1993                 |
| Allison DeGroot     | 2006                   | Becky LaBarge          | 2001, 02, 03         | Jessica Ratcliffe    | 2001, 02, 03, 04     |
| Karin Denholm       | 1994, 95, 96           | Shannon Laketek        | 1994                 | Kim Ratliff          | 1993                 |
| Diana Detrie        | 1998, 99, 2000, 01, 02 | Maria Lara             | 1997, 98             | Mary Revnew          | 1994, 95, 96, 97     |
| Julia Egasti        | 2004, 05, 06, 07       | <b>Kristi Laurenzi</b> | <b>2007, 08, 09</b>  | Stephanie Roberts    | 1997, 98             |
| Kim Engelbert       | 1993, 94, 95, 96       | Stefanie Lawson        | 1998                 | Kelly Roethe         | 1996, 97, 98, 99     |
| Jamie Erickson      | 1999, 2000, 01         | Mary Leising           | 1996                 | Cecelia Rollins      | 1997                 |
| Emily Fitzpatrick   | 2004, 05, 06, 07       | Brittney Lewis         | 2003, 04, 05, 06     | Lanette Rossini      | 1996, 97, 98, 99     |
| Becky Fletcher      | 1993                   | <b>Amanda Longo</b>    | <b>2007, 08, 09</b>  | Becky Ryan           | 2008, 09             |
| Angie Fluckiger     | 1993, 94, 95           | Kate Loughran          | 1996, 97, 98, 99     | Viviana Saraceno     | 1998                 |
| Kelly Franklin      | 1993, 94               | Alison Loughrin        | 2003, 04, 05, 06     | Anna Sawicki         | 2006, 07, 08, 09     |
| Lisa Franklin       | 1993                   | Kelsey Lynch           | 2007, 08             | Dana Schierman       | 1997, 98, 99         |
| Erika Freiburger    | 1995, 96               | Allison Mallams        | 2005, 06, 07         | Brittany Schlundt    | 2004                 |
| Anna Frisk          | 1998, 99, 2000, 01, 02 | Rosie Malone-Povolny   | 2007, 08, 09         | Lecia Schuetz        | 1997, 98, 99         |
| Ashley George       | 2002, 03, 04, 05, 06   | Shaina Mango           | 2004, 05, 06, 07     | Regina Sekyra        | 1994, 95, 96, 97     |
| Michelle George     | 1999, 2000, 01         | Danielle Martens       | 2008, 09             | Carrie Shields       | 2003                 |
| Heather Goranson    | 2002, 03, 04, 05       | Michelle Martin        | 2003, 04, 05, 06, 07 | Courtney Sinsky      | 2002, 03, 04, 05     |
|                     |                        |                        |                      | Katie Siporski       | 1995, 96             |

# WOMEN'S SOCCER

Stacy Sipotz 1993, 94, 95, 96  
**Rachael Sloan** 2008, 09  
 Lindsay Smale 2000, 01, 02, 03  
 Christy Smith 2004, 05, 06, 07  
 Ashley Spakowitz 1999, 2000, 01, 02  
 Amanda Spicuzzi 1996  
 Kate Sternke 2006  
 Amy Stober 1994  
 Jenny Strachota 1998, 99, 2000, 01

**Erin Tedesco** 2008, 09  
 Julie Thompson 2002, 03, 04, 05  
**Lauren Thut** 2007, 08, 09  
 Karin Tinucci 1993, 94, 95, 96  
 Aubrey Trembly 2004, 05, 06, 07  
 Jenny Trinitapoli 1996  
 Chelsey Turner 2008, 09

Cathy Urbanski 1994, 95, 96  
 Sarah Uyenishi 2001, 02, 03, 04, 05

**Stephanie Vasos** 2007, 08, 09  
 Jill Vendetti 1998, 99, 2000, 01  
**Julia Victor** 2007, 08, 09

Stephanie Wagner 1996  
 Katherine Ward 1997, 98, 99, 2000  
 Claire Weber 2001, 02, 03, 04  
 Lauren Weber 2003, 04, 05, 06  
 Stephanie Welch 1998, 99, 2000, 01, 02  
 Kelly Wepking 2008, 09  
 Heidi Wiedel 1995, 96, 97, 98  
 Kendra Williamson 1994  
 Becky Wiza 1995

Jessica Zetlau 2004  
 Erin Zimmerman 1997  
 Christy Zwolski 2004, 05, 06, 07

## Coaching History



**Markus Roeders** 1996-  
**202-80-31** **69.5 pct.**

|      |        |           |
|------|--------|-----------|
| 2009 | 15-5-3 | 71.7 pct. |
| 2008 | 11-8-3 | 56.8 pct. |
| 2007 | 12-4-4 | 70.0 pct. |
| 2006 | 12-6-5 | 63.0 pct. |
| 2005 | 19-4-1 | 81.3 pct. |
| 2004 | 12-8-1 | 59.5 pct. |
| 2003 | 11-8-1 | 57.5 pct. |
| 2002 | 13-8-3 | 60.4 pct. |
| 2001 | 16-6-0 | 72.7 pct. |
| 2000 | 20-3-1 | 68.0 pct. |
| 1999 | 16-7-2 | 68.0 pct. |
| 1998 | 15-5-2 | 72.7 pct. |
| 1997 | 14-2-4 | 83.3 pct. |
| 1996 | 16-6-1 | 71.7 pct. |



**Mary Howard** 1994-1995  
**15-18-6** **46.2 pct.**

|      |        |           |
|------|--------|-----------|
| 1995 | 8-11-2 | 42.9 pct. |
| 1994 | 7-7-4  | 50.0 pct. |



**Jill McCartney** 1993  
**6-10-2** **38.8 pct.**

|      |        |           |
|------|--------|-----------|
| 1993 | 6-10-2 | 38.8 pct. |
|------|--------|-----------|

## Associate Head Coaches

Frank Pelaez 1996-present

## Assistant Coaches

Dano Holcomb 1999-2000, 2005-08  
 Mary Howard 1993  
**Hideki Nakada** 2008-  
 Christian Lavers 2004  
 Markus Roeders 1994-95  
 Stacy Sipotz 1997-98  
 Karin Tinucci 1997-98  
 Jim Welch 2001-02

## Kelly Roethe - Leading by Example, a Standard of Excellence for Marquette Women's Soccer

Kelly Roethe started a tradition of excellence the moment she walked on the Marquette campus, a tradition that is alive and well within athletics and women's soccer. Roethe led by example, an example of greatness both on and off the field, one that today's Golden Eagles still follow. Her career at Marquette began as a wide-eyed freshman midfielder looking to make an impact. Helping the Golden Eagles soar to unprecedented heights, the impact Roethe has had on Marquette soccer cannot be measured because it continues to live on every season.

On Friday, Oct. 6, 2006 Roethe became the first women's soccer player in Marquette soccer history and the third women in the history of the athletics program to have her jersey retired prior to kick-off. A banner with her number 12 will hang on the eastside of Valley Fields; the very site Roethe began her legacy.

"It is only appropriate to honor Kelly with the retirement of her jersey, said women's soccer head coach Markus Roeders. "She exemplifies the very best when it comes to players who have worn a Marquette jersey. Our program has been blessed with so many wonderful people and players; Kelly is at the top for all she contributed during her four years."

In 1996, Roethe's freshman season, the Golden Eagles stormed out to their best start in their young program winning five of their first six games and going on to set a program record 16 wins. Marquette registered an 8-3 Conference USA record en route to the C-USA Co-Championship. Roethe was so to say "en fuego" as a rookie nailing a single season best 13 goals. She added seven assists that season for a team high 33 points. For her performance, Roethe was named freshman of the year by C-USA as well as an All-Conference USA First Team selection, freshman team selection and was named to the NSCAA All-Great Lakes Second Team.

"As a freshman, she helped spark a turnaround for women's soccer with the program's first winning season and a conference championship," explained Roeders. "Kelly had an immediate impact on a team that was dominated by seniors. She followed their lead and still was our top player when it came to scoring goals. Kelly knew her role and excelled."

Roethe, Roeders, associate head coach Frank Pelaez and the Golden Eagles wanted to make success a tradition at MU, and they were all primed for a second winning season. Not only did Marquette score its second back-to-back winning seasons, but it also shared the C-USA title for the second straight season and registered a school record 10 consecutive wins. Remarkably, Roeders and Pelaez did it with a very young squad. The Golden Eagles lost 10 seniors from the 1996 squad, but Roethe assumed the role and picked up right where she left off her sophomore season in 1997 scoring 11 goals and assisting three goals for 25 points. She rewarded for her play and leadership her second straight Conference USA First Team honor along with being named the conference's most valuable player, the conference tournament's most valuable midfielder and another nod on the NSCAA All-Great Lakes Second Team.

"In a transition year, many new faces, she became more of a leader even as a sophomore," Roeders said. "She was consistent in her play and continued to score. Kelly was such a hard worker, she always knew and strived to play at a high level."

For the third straight season, the Golden Eagles advanced to the Conference USA Championship game and were on the cusp of an NCAA Tournament berth. Marquette tied UNC-Charlotte in the Con-



ference USA Championship game, but four overtimes later, Charlotte earned the trip to the NCAA Tournament, ousting Marquette on penalty kicks, 5-4. The Golden Eagles finished the season with an eight game unbeaten streak. Roethe shined again as she almost matched her career highs in goals and total points, tallying 32 points on 12 goals and eight assists for the season. Not only was she able to score, she had a knack of coming through in clutch situations. Roethe scored five game-winning goals in 1998 including the game winner in overtime against South Florida that put Marquette in the conference championship game. Again, for her efforts, Roethe was a first team all-conference selection and also picked up her first regional first team honor by being named to the NSCAA All-Great Lakes First Team.

"As a junior, the team was on the edge of advancing to the NCAA tournament but lost in the conference final in penalty kicks. Kelly led the team in goals and assists, establishing herself as a player that the team relied on," Roeders said.

In 1999, Roethe's last season donning the blue and gold uniform, was quite possibly her most fulfilling. The Golden Eagles enjoyed their fourth straight winning season and matched its program high wins, 16. That same season, Roethe led Marquette to somewhere it has never been, the NCAA Tournament.

"Winning the conference tournament and making it to the NCAA Tournament that year was probably my greatest accomplishment," said Roethe. "That was a goal we had set out to achieve my freshman year and it was really amazing to have the team come together and meet the goal we had all been striving for."

It was a storybook ending for an already incredible career at Mar-

# WOMEN'S SOCCER

quette for Roethe. After knocking off UNC-Charlotte in the Conference USA Tournament championship, 2-1 in overtime, the Golden Eagles went to nationally ranked Missouri for the first round of the NCAA Tournament and left victorious after four overtimes, 3-2. Marquette's Cinderella run that season ended at no. 8 Clemson, 1-0.

Roethe raked in the individual honors in 1999 as she was named to All-Conference USA's First Team for an unprecedented fourth time, was named the conference tournament's most valuable midfielder for the second time of her career and was a NSCAA All-Great Lakes First Team selection.

"Kelly and her three senior teammates were determined to take the final step, and they did. A program first became a reality as the team won the conference title and advanced to the second round of the NCAA's. As a senior, she knew what it took to lead as a captain and be ready to train and compete hard every day. She gave everything she had to make a dream come true, do it with class and keeping 'The Team' most important," Roeders added.

Roethe capped her career at Marquette with 123 career points, a mark that also inked her in the Conference USA record books as its all-time leading scorer and landed her a spot on the Conference's All-Decade Team. She is the only Marquette player to be name first team all-conference four times and just one of only two Marquette soccer players to score over 100 points for her career.

Along with the athletics honors, her hard work and tenacity inside the classroom paid off as she was Marquette's first ever NSCAA Scholar-Athlete First Team All-American and was named to the GTE Academic All-District V First Team.

She was awarded an NCAA Post graduate Scholarship in 2000 where she used it to attend the Medical College of Wisconsin. Today, Roethe is in residency training in pediatrics at Yale University Hospital, a place where she says playing soccer at Marquette helped her to get there.

"Being a student-athlete at Marquette really prepared me for the next stage in my life," expressed Roethe. "It takes a lot of commitment and hard work to perform both on the field and in the classroom. Time management, organization and prioritizing skills are the keys to balancing the demands of school work and practice schedules. These skills I developed at Marquette were invaluable to me in medical school, and continue to be an asset in the field of pediatrics."

In September 2006, she was honored an additional time as she was inducted into the M Club Hall of Fame, marking the first time a women's soccer player has been invited into this exceptional group student-athletes, coaches, administrators and staff.

"Her stats speak for herself and to this day she is still the top scorer in Conference USA history. But Kelly is so much more; she has a wonderful personality and was an outstanding teammate," remarked Roeders. "She represents our program's mottos of 'Family', 'Pride & Tradition' and 'Excellence on and off the Field' as much as any player who has played for us. She is women's soccer's first representative in the Marquette Athletic Hall of Fame, an All American in the classroom and on the field, a C-USA All Decade Team member and most importantly a member of our 'Soccer Family'."

Aside from all her individual accomplishments, she played role that was so much greater each of her four years. She was a leader and a playmaker, and will always be remembered as the phenomenal player who had a capability of making the people around her better. So if Roethe, Marquette's most prolific scorer, leading the Golden Eagles to 61 wins in four seasons and their first ever trip to the NCAA Tournament is a storybook ending, then having her jersey retired must be happily ever after.

Roeders added, "She has left her finger prints on our program in many ways; she has left a legacy of excellence for Marquette women's soccer."





# MARQUETTE

## All-Time Jersey Numbers

**00**

Katie Cook, Kelly Heglund, Ashleigh Koenig, Becky LaBarge, Cecelia Rollins, Karin Tinucci, Jessica Zetlau,

**0**

Natalie Kulla

**1**

Katie Bissen, Mo Bothwell, Laura Boyer, Ashleigh Koenig, Stacy Sipotz, Chelsey Turner

**2**

Ashley Baird, Jennifer Baker, Erica Helms, Erin Maysent, Julia Victor, Heidi Wiedel,

**3**

Shannon Cusick, Amy Hnatow, Anne Klosterman, Colleen McGurk, Ally Miller, Julie Thompson

**4**

Lisa Franklin, Anna Frisk, Regina Sekyra, Carrie Shields, Kelly Wepking, Christy Zwolski

**5**

Kelly Franklin, Ashley George, Rosie Malone-Povolny, Erin Morgan, Heather O'Neil, Stephanie Welch

**6**

Anne Dalecky, Becky Fletcher, Brittney Lewis, Kelsey Lynch, Jessica Peterson, Jennifer Powell, Ashley Stemmeler

**7**

Sheila Connelly, Kim Engelbert, Cat Harris, Jamie Krofta, Michelle Martin, Melissa Moffatt, Lisa Philbin, Sarah Uyenishi

**8**

Kara Cassidy, Kristin Halley, Allison McBride, Christie Moore, Michelle Pitzl

**9**

Britni Benage, Renee Cain, Danielle Henion, Carolyn Klopp, Katie Loughran, Danielle Martens

**10**

Michelle Compty, Erika Freiburger, Kristen Jensen, Sarah Kazlauskas, Maria Lara, Rebecca Myers, Lauren Weber

**11**

Julie Egasti, Kristen Grover, Lindsay Knutson, Anne Ioder, Therese Muench, Lanette Rossini, Becky Ryan

**12**

Laura Culhane, Sarah Johnson, Maureen Mathews, Lindsay Page, Kelly Roethe, Rachael Sloan, Lauren Weber

**13**

Meghan Connelly, Katie Gordon, Anne Klosterman, Stefanie Lawson, Amanda Longo, Michelle Powell

**14**

Kim Anderson, Katie Kelly, Katie Michuda, Karissa Miller, Melissa Moffatt, Vicky Moran

**15**

Lezlie Barrett, Allison McBride, Heather O'Neil, Katie Siporski, Lindsay Smale, Lauren Thut, Kendra Williamson

**16**

Brittany Bares, Elizabeth Coakley, Viviana Saraceno, Ashley Spakowitz, Jenny Trinitapoli, Sarah Uyenishi

**17**

Rachel Brown, Lisa Philbin, Jessica Ratcliffe, Kim Ratliff, Aubrey Trembly, Cathy Urbanski, Katherine Ward

**18**

Angie Fluckiger, Michelle George, Cat Harris, Mary Leising, Kristie Matola, Lindsay Moore, Lindsay Page, Dana Schierman, Rachael Sloan, Stephanie Welch

**19**

Suzanne Haddad, Mary Revnew, Anna Sawicki, Courtney Sinsky, Jenny Strachota,

**20**

Rhegan Hyypio, Kristi Laurenzi, Shaina Mango, Amanda Spicuzzi, Amy Stober, Cathy Urbanski, Claire Weber

**21**

Ester Bedard, Kaitlyn Darcy, Kathie Kostecke, Laura Kretsch, Sarah Meyer, Jennifer Powell, Stephanie Roberts, Stephanie Vasos, Stephanie Wagner, Erin Zimmerman

**22**

Kelli DeBarge, Karin Denholm, Jaime Erickson, Sarah Johnson, Maureen Kole, Lecia Schuetz, Sam Vicker

**23**

Allison Mallams, Meghan Garrity, Lauren Weber, Diana Detrie, Emily Kelley, Sandy Nechay, Carly Smith

**24**

Katie Miller, Heather Goranson, Jill Vendetti, Sue Hanon, Jenny Kolthoff, Becky Wiza, Shannon Laketek

**25**

Vanessa Anthony, Mack Ayer, Michelle George, Kerry McBride, Lindsay Michuda, Nicki Peters, Stephanie Welch

**26**

Jennifer Baker, Emily Fitzpatrick, Kate Michuda, Erin Tedesco

**27**

Lauren Acree, Elizabeth Angel, Kaley Connelly, Laura Kretsch, Stephanie Roberts

**28**

Ashley Bares, Michelle George, Becky LaBarge, Alison Loughrin, Beth McGill, Dana Schierman

**29**

Sammy Kailas, Erin Jamieson, Kristi Laurenzi, Tori Moore

**30**

Katie Bissen, Katie Cook, Katie Hishmeh, Jenny Kolthoff, Alison Loughrin, Christy Smith

**31**

Molly Arenberg

**32**

Kaitlyn Darcy

**35**

Brittany Schlundt

# WOMEN'S SOCCER

## Series Histories

**Arizona State** **1-0**  
Sept. 11, '98 W 3-2 Madison, Wis.

**Auburn** **1-2**  
Sept. 10, '00 L 1-3 Birmingham, Ala.  
Sept. 14, '08 L 0-1 Auburn, Ala.  
Aug. 27, '10 W 3-0 Milwaukee

**Bowling Green** **1-0**  
Aug. 25, '06 W 3-0 Milwaukee

**Brigham Young** **2-1**  
Sept. 22, '00 W 2-1 Milwaukee  
Sept. 6, '08 W 1-0 OT Milwaukee  
Sept. 11, '10 L 1-2 Provo, Utah

**Butler** **0-0-1**  
Sept. 17, '95 T 1-1 OT Indianapolis, Ind.

**California** **0-1**  
Oct. 5, '03 L 0-2 Milwaukee

**Central Michigan** **2-0**  
Sept. 9, '01 W 1-0 Milwaukee  
Sept. 3, '04 W 3-0 Rochester, Mich.

**Charlotte** **14-3-1**  
Oct. 6, '95 L 1-2 OT Milwaukee  
Sept. 29, '96 W 2-1 Charlotte, N.C.  
Nov. 9, '96 ^ W 2-0 Charlotte, N.C.  
Sept. 19, '97 W 1-0 OT Milwaukee  
Nov. 7, '97 ^ W 3-2 St. Louis, Mo.  
Oct. 18, '98 W 1-0 Milwaukee  
Nov. 7, '98 ^ T 0-0 4OT Farmers Branch, Texas  
Oct. 15, '99 L 0-1 Charlotte, N.C.  
Nov. 6, '99 ^ W 2-1 OT Farmers Branch, Texas  
Oct. 1, '00 W 2-0 Milwaukee  
Nov. 2, '00 W 4-1 St. Louis, Mo.  
Oct. 12, '01 W 1-0 Milwaukee  
Nov. 8, '01 ^ W 1-0 2OT Milwaukee  
Oct. 11, '02 L 1-4 Charlotte, N.C.  
Nov. 9, '02 ^ W 2-1 Charlotte, N.C.  
Oct. 17, '03 W 3-2 2OT Milwaukee  
Oct. 1, '04 W 4-0 Charlotte, N.C.  
Nov. 3, '04 ^ W 2-1 St. Louis, Mo.

**Cincinnati** **11-8-3**  
Oct. 23, '93 L 1-4 Cincinnati, Ohio  
Sept. 16, '94 W 2-1 Milwaukee  
Oct. 15, '95 L 1-2 Cincinnati, Ohio  
Sept. 20, '96 W 1-0 OT Milwaukee  
Nov. 10, '96 ^ L 2-4 OT Charlotte, N.C.  
Sept. 12, '97 T 0-0 OT Cincinnati, Ohio  
Nov. 8, '97 ^ L 0-1 St. Louis, Mo.  
Oct. 2, '98 W 2-1 Milwaukee  
Oct. 3, '99 W 2-1 Cincinnati, Ohio  
Sept. 17, '00 W 5-2 Milwaukee  
Nov. 4, '00 W 2-1 2OT St. Louis, Mo.  
Oct. 19, '01 L 1-2 2OT Cincinnati, Ohio  
Nov. 10, '01 ^ L 0-1 Milwaukee  
Oct. 18, '02 L 0-1 OT Milwaukee  
Nov. 9, '02 ^ L 1-2 Charlotte, N.C.  
Oct. 10, '03 W 2-0 Cincinnati, Ohio  
Oct. 8, '04 W 5-0 Milwaukee  
Oct. 14, '05 W 4-3 Cincinnati, Ohio  
Oct. 13, '06 W 2-0 Milwaukee  
Oct. 21, '07 T 1-1 2OT Cincinnati, Ohio

Oct. 19, '08 T 1-1 2OT Milwaukee  
Oct. 16, '09 W 1-0 Cincinnati, Ohio

**Clemson** **0-1**  
Nov. 13, '99 # L 0-1 Clemson, S.C.

**Connecticut** **3-2**  
Sept. 23, '05 L 1-2 Storrs, Conn.  
Sept. 22, '06 W 1-0 2OT Milwaukee  
Sept. 30, '07 L 0-5 Storrs, Conn.  
Sept. 28, '08 W 1-0 Milwaukee  
Oct. 9, '09 W 3-2 2OT Milwaukee

**Creighton** **1-2-1**  
Sept. 18, '93 T 2-2 OT Omaha, Neb.  
Oct. 17, '93 L 0-2 Milwaukee  
Oct. 8, '94 L 1-2 Omaha, Neb.  
Oct. 27, '96 W 2-1 OT Milwaukee

**Dayton** **2-3-1**  
Oct. 9, '93 L 0-2 Milwaukee  
Oct. 29, '94 L 0-3 Dayton, Ohio  
Oct. 8, '95 W 1-0 Milwaukee  
Sept. 8, '02 W 1-0 Dayton, Ohio  
Aug. 31, '03 L 0-1 at Wis.-Milwaukee  
Nov. 13, '09 # T 0-0 2OT Dayton, Ohio

**DePaul** **9-3**  
Oct. 4, '96 W 7-0 Chicago  
Oct. 14, '97 W 1-0 OT Milwaukee  
Nov. 1, '98 W 2-0 Chicago  
Oct. 29, '99 W 4-0 Milwaukee  
Oct. 27, '00 W 7-0 Milwaukee  
Nov. 3, '01 W 2-0 Chicago  
Nov. 2, '02 W 3-0 Milwaukee  
Oct. 24, '03 L 0-1 Chicago  
Nov. 5, '03 ^ L 1-2 2OT Charlotte, N.C.  
Sept. 19, '04 L 0-3 Chicago  
Oct. 2, '05 W 1-0 Milwaukee  
Oct. 3, '08 W 4-2 Chicago

**Detroit** **0-1**  
Oct. 11, '96 L 2-4 Detroit, Mich.

**Drake** **1-0-1**  
Sept. 2, '05 W 2-1 OT Milwaukee  
Sept. 2, '06 T 0-0 2OT Des Moines, Iowa

**Duke** **1-0-1**  
Sept. 22, '02 W 2-1 Durham, N.C.  
Sept. 17, '06 T 1-1 2OT Durham, N.C.

**East Carolina** **2-1-1**  
Oct. 14, '01 W 2-0 Milwaukee  
Oct. 25, '02 L 1-2 Greenville, N.C.  
Oct. 19, '03 W 1-0 Milwaukee  
Oct. 3, '04 T 2-2 2OT Greenville, N.C.

**Eastern Illinois** **2-0**  
Sept. 24, '95 W 2-0 Milwaukee  
Sept. 5, '97 W 1-0 Madison, Wis.

**Evansville** **1-5-1**  
Sept. 4, '93 L 0-1 Milwaukee  
Sept. 25, '94 L 1-2 Green Bay, Wis.  
Oct. 29, '95 L 0-1 Dayton, Ohio  
Sept. 22, '96 L 2-4 Evansville, Ind.  
Sept. 14, '97 L 0-1 Cincinnati, Ohio

Oct. 4, '98 T 0-0 OT Evansville, Ind.  
Sept. 3, '99 W 5-4 Milwaukee

**Florida** **0-0-1**  
Nov. 12, '06 # T 0-0 2OT Milwaukee

**Florida State** **1-0**  
Sept. 30, '95 W 1-0 Clemson, S.C.

**Georgetown** **0-1**  
Oct. 7, '07 L 1-3 Milwaukee

**Green Bay** **13-1**  
Oct. 13, '93 L 1-2 Milwaukee  
Sept. 9, '94 W 1-0 Green Bay, Wis.  
Oct. 25, '95 W 1-0 OT Milwaukee  
Sept. 13, '96 W 2-0 Green Bay, Wis.  
Oct. 28, '97 W 2-0 Milwaukee  
Sept. 6, '98 W 7-0 Green Bay, Wis.  
Sept. 12, '99 W 8-0 Milwaukee  
Oct. 4, '00 W 2-1 Green Bay, Wis.  
Sept. 5, '01 W 2-0 Milwaukee  
Sept. 17, '04 W 4-1 Milwaukee  
Sept. 4, '05 W 1-0 Green Bay, Wis.  
Oct. 17, '06 W 5-0 Milwaukee  
Sept. 12, '07 W 2-0 Green Bay, Wis.  
Sept. 10, '09 W 3-0 Milwaukee

**Harvard** **0-1**  
Oct. 5, '01 L 1-2 2OT Cambridge, Mass.

**Houston** **5-2**  
Sept. 18, '98 L 1-2 Milwaukee  
Sept. 19, '99 L 0-1 OT Houston, Texas  
Oct. 13, '00 W 4-0 Milwaukee  
Sept. 30, '01 W 2-1 Houston, Texas  
Nov. 7, '01 ^ W 2-1 2OT Milwaukee  
Sept. 29, '03 W 1-0 Milwaukee  
Oct. 17, '04 W 3-0 Milwaukee

**Idaho State** **1-0**  
Aug. 20, '10 W 5-0 Milwaukee

**Illinois** **2-1**  
Aug. 27, '99 L 1-3 Champaign, Ill.  
Sept. 17, '01 W 3-1 Champaign, Ill.  
Aug. 26, '05 W 1-0 Milwaukee

**Indiana** **0-2**  
Oct. 15, '93 L 0-2 Bloomington, Ind.  
Aug. 27, '04 L 0-4 Milwaukee

**Indiana State** **1-0**  
Sept. 2, '07 W 2-0 Milwaukee

**Iowa** **1-0**  
Sept. 2, '01 W 2-1 Wis.-Milwaukee

**Kentucky** **0-0-1**  
Sept. 7, '97 T 1-1 OT Madison, Wis.

**LaSalle** **1-0**  
Sept. 6, '07 W 2-0 Milwaukee

**Lewis** **0-0-1**  
Oct. 2, '94 T 1-1 OT Milwaukee



# MARQUETTE

## Louisville 12-6-1

|                |           |                 |
|----------------|-----------|-----------------|
| Oct. 3, '93    | L 0-2     | Louisville, Ky. |
| Sept. 25, '94  | W 2-0     | Milwaukee       |
| Oct. 29, '95   | L 1-2     | Louisville, Ky. |
| Sept. 22, '96  | W 2-0     | Milwaukee       |
| Sept. 14, '97  | L 1-2     | Louisville, Ky. |
| Oct. 4, '98    | W 3-0     | Milwaukee       |
| Oct. 1, '99    | W 4-1     | Louisville, Ky. |
| Sept. 15, '00  | W 7-0     | Milwaukee       |
| Oct. 21, '01   | W 3-0     | Louisville, Ky. |
| Oct. 20, '02   | W 4-0     | Milwaukee       |
| Oct. 12, '03   | W 1-0     | Louisville, Ky. |
| Oct. 10, '04   | L 0-1     | Milwaukee       |
| Oct. 16, '05   | W 2-1 OT  | Louisville, Ky. |
| Oct. 30, '05 ^ | W 2-1     | Milwaukee       |
| Oct. 15, '06   | W 1-0     | Milwaukee       |
| Oct. 19, '07   | T 2-2 2OT | Louisville, Ky. |
| Nov. 4, '07 ^  | L 0-1     | Louisville, Ky. |
| Oct. 17, '08   | L 0-1 2OT | Milwaukee       |
| Oct. 18, '09   | W 2-0     | Louisville, Ky. |

## Loyola (Md.) 1-0

|               |       |                         |
|---------------|-------|-------------------------|
| Sept. 14, '07 | W 3-1 | Colorado Springs, Colo. |
|---------------|-------|-------------------------|

## Loyola (Ill.) 4-1

|               |       |               |
|---------------|-------|---------------|
| Oct. 7, '93   | W 5-0 | Milwaukee     |
| Sept. 27, '94 | L 1-3 | Chicago, Ill. |
| Sept. 6, '96  | W 5-1 | Milwaukee     |
| Sept. 20, '05 | W 2-0 | Chicago, Ill. |
| Aug. 24, '08  | W 1-0 | Milwaukee     |

## Macalester 1-0

|              |          |                 |
|--------------|----------|-----------------|
| Oct. 22, '94 | W 1-0 OT | St. Paul, Minn. |
|--------------|----------|-----------------|

## Memphis 10-0

|               |          |                |
|---------------|----------|----------------|
| Oct. 20, '95  | W 3-1    | Milwaukee      |
| Oct. 25, '96  | W 3-1 OT | Milwaukee      |
| Oct. 3, '97   | W 5-1    | Memphis, Tenn. |
| Nov. 6, '97 ^ | W 2-0    | St. Louis, Mo. |
| Sept. 27, '98 | W 3-0    | Memphis, Tenn. |
| Sept. 24, '99 | W 4-1    | Milwaukee      |
| Sept. 24, '00 | W 7-4    | Memphis, Tenn. |
| Sept. 23, '01 | W 3-2    | Milwaukee      |
| Sept. 28, '03 | W 1-0    | Memphis, Tenn. |
| Oct. 22, '04  | W 1-0    | Memphis, Tenn. |

## Miami (Fla.) 1-0

|               |          |                   |
|---------------|----------|-------------------|
| Sept. 11, '05 | W 1-0 OT | Bloomington, Ind. |
|---------------|----------|-------------------|

## Michigan 2-1

|               |       |                  |
|---------------|-------|------------------|
| Nov. 16, '01# | L 0-1 | Milwaukee        |
| Sept. 9, '07  | W 2-0 | Ann Arbor, Mich. |
| Aug. 30, '09  | W 1-0 | Milwaukee        |

## Minnesota 1-2-1

|               |          |                    |
|---------------|----------|--------------------|
| Oct. 30, '93  | L 1-6    | Milwaukee          |
| Oct. 23, '94  | T 0-0 OT | Minneapolis, Minn. |
| Nov. 14, '08# | L 1-2    | Minneapolis, Minn. |
| Sept. 13, '09 | W 1-0    | Milwaukee          |

## Missouri 1-0

|               |           |               |
|---------------|-----------|---------------|
| Nov. 10, '99# | W 3-2 4OT | Columbia, Mo. |
|---------------|-----------|---------------|

## Nebraska 0-1

|             |       |               |
|-------------|-------|---------------|
| Oct. 9, '94 | L 1-2 | Lincoln, Neb. |
|-------------|-------|---------------|

## New Mexico 0-1

|              |           |           |
|--------------|-----------|-----------|
| Aug. 29, '10 | L 0-1 2OT | Milwaukee |
|--------------|-----------|-----------|

## North Carolina 0-3

|               |       |                  |
|---------------|-------|------------------|
| Sept. 20, '02 | L 1-4 | Durham, N.C.     |
| Sept. 15, '06 | L 0-2 | Durham, N.C.     |
| Sept. 6, '09  | L 0-1 | Notre Dame, Ind. |

## Northern Illinois 5-2

|               |       |              |
|---------------|-------|--------------|
| Sept. 29, '93 | W 3-2 | DeKalb, Ill. |
| Sept. 23, '94 | L 0-2 | Milwaukee    |
| Sept. 20, '95 | L 0-2 | DeKalb, Ill. |
| Oct. 9, '96   | W 4-0 | Milwaukee    |
| Oct. 17, '97  | W 1-0 | DeKalb, Ill. |
| Oct. 30, '98  | W 3-1 | Milwaukee    |
| Sept. 26, '00 | W 2-1 | DeKalb, Ill. |

## Northwestern 4-1-2

|               |          |                   |
|---------------|----------|-------------------|
| Sept. 18, '94 | W 2-1 OT | Milwaukee         |
| Sept. 8, '95  | L 0-1    | Evanston, Ill.    |
| Oct. 6, '96   | T 0-0 OT | Milwaukee         |
| Sept. 4, '98  | T 2-2 OT | Evanston, Ill.    |
| Oct. 6, '99   | W 2-0    | Evanston, Ill.    |
| Oct. 31, '03  | W 1-0 OT | Milwaukee         |
| Aug. 28, '05  | W 2-1    | at Wis.-Milwaukee |

## Notre Dame 1-6

|               |       |                  |
|---------------|-------|------------------|
| Sept. 27, '96 | L 0-5 | Notre Dame, Ind. |
| Sept. 30, '05 | W 4-1 | Milwaukee        |
| Nov. 4, '05 ^ | L 0-3 | Milwaukee        |
| Nov. 3, '06 ^ | L 0-2 | Storrs, Conn.    |
| Oct. 5, '08   | L 1-3 | Notre Dame, Ind. |
| Nov. 7, '08 ^ | L 0-2 | Notre Dame, Ind. |
| Nov. 8, '09   | L 1-2 | Storrs, Conn.    |

## Oakland 1-3

|              |       |                   |
|--------------|-------|-------------------|
| Aug. 31, '01 | L 1-2 | Milwaukee         |
| Sept. 1, '02 | L 0-2 | at Wis.-Milwaukee |
| Sept. 7, '03 | W 2-0 | Ann Arbor, Mich.  |
| Sept. 5, '04 | L 1-3 | Rochester, Mich.  |

## Ohio 1-0

|              |       |           |
|--------------|-------|-----------|
| Aug. 30, '02 | W 4-3 | Milwaukee |
|--------------|-------|-----------|

## Ohio State 2-1-2

|               |          |                |
|---------------|----------|----------------|
| Sept. 12, '93 | L 0-2    | Columbus, Ohio |
| Sept. 3, '94  | T 2-2 OT | Milwaukee      |
| Sept. 6, '02  | W 2-0    | Dayton, Ohio   |
| Aug. 29, '08  | W 2-1 OT | Milwaukee      |
| Aug. 22, '10  | T 1-1 OT | Columbus, Ohio |

## Oral Roberts 0-0-1

|               |       |           |
|---------------|-------|-----------|
| Sept. 24, '93 | W 5-0 | Milwaukee |
|---------------|-------|-----------|

## Pepperdine 1-1

|               |           |                |
|---------------|-----------|----------------|
| Sept. 19, '08 | T 0-0 2OT | Milwaukee      |
| Aug. 23, '09  | L 1-2 OT  | Malibu, Calif. |

## Pittsburgh 4-0-1

|               |           |                |
|---------------|-----------|----------------|
| Oct. 9, '05   | W 2-0     | Indianola, Pa. |
| Oct. 6, '06   | W 2-1     | Milwaukee      |
| Oct. 26, '07  | W 2-1     | Indianola, Pa. |
| Oct. 26, '08  | W 2-0     | Milwaukee      |
| Sept. 27, '09 | T 0-0 2OT | Milwaukee      |

## Providence 3-0-2

|               |           |                  |
|---------------|-----------|------------------|
| Sept. 25, '05 | W 2-0     | Milwaukee        |
| Sept. 24, '06 | W 2-0     | Providence, R.I. |
| Sept. 28, '07 | W 2-0     | Milwaukee        |
| Sept. 25, '08 | T 1-1 2OT | Providence, R.I. |
| Oct. 11, '09  | T 0-0 2OT | Milwaukee        |

## Purdue 3-0

|               |        |                    |
|---------------|--------|--------------------|
| Sept. 1, '98  | W 10-1 | W. Lafayette, Ind. |
| Oct. 31, '99  | W 1-0  | Milwaukee          |
| Nov. 11, '06# | W 1-0  | Milwaukee          |

## Rhode Island 2-0

|               |       |                         |
|---------------|-------|-------------------------|
| Sept. 13, '02 | W 2-0 | Milwaukee               |
| Sept. 16, '07 | W 4-0 | Colorado Springs, Colo. |

## Rice 1-0

|              |       |           |
|--------------|-------|-----------|
| Aug. 28, '09 | W 1-0 | Milwaukee |
|--------------|-------|-----------|

## Rutgers 1-2

|               |       |              |
|---------------|-------|--------------|
| Sept. 29, '06 | L 0-3 | Newark, N.J. |
| Nov. 2, '08 ^ | W 1-0 | Milwaukee    |
| Oct. 2, '09   | L 1-3 | Milwaukee    |

## St. John's 5-0

|              |           |              |
|--------------|-----------|--------------|
| Oct. 23, '05 | W 3-0     | Milwaukee    |
| Oct. 22, '06 | W 2-1     | Queens, N.Y. |
| Oct. 12, '07 | W 1-0     | Milwaukee    |
| Oct. 10, '08 | W 2-1 2OT | Queens, N.Y. |
| Oct. 25, '09 | W 1-0     | Queens, N.Y. |

## Sacred Heart 1-0

|              |       |                   |
|--------------|-------|-------------------|
| Aug. 27, '06 | W 9-0 | at Wis.-Milwaukee |
|--------------|-------|-------------------|

## Saint Louis 5-2-4

|               |           |                 |
|---------------|-----------|-----------------|
| Oct. 22, '96  | L 0-1 OT  | Milwaukee       |
| Oct. 5, '97   | W 1-0 OT  | St. Louis, Mo.  |
| Sept. 20, '98 | W 1-0     | Milwaukee       |
| Sept. 17, '99 | T 1-1 2OT | St. Louis, Mo.  |
| Oct. 15, '00  | T 0-0 2OT | Milwaukee       |
| Oct. 26, '01  | L 0-1     | Milwaukee       |
| Oct. 13, '02  | T 1-1 2OT | St. Louis, Mo.  |
| Nov. 6, '02 ^ | W 2-1 2OT | Charlotte, N.C. |
| Oct. 26, '03  | W 2-1     | Milwaukee       |
| Oct. 30, '04  | W 1-0     | St. Louis, Mo.  |
| Sept. 6, '06  | T 1-1 2OT | St. Louis, Mo.  |

## Samford 1-0

|              |       |           |
|--------------|-------|-----------|
| Aug. 31, '08 | W 2-0 | Milwaukee |
|--------------|-------|-----------|

## San Diego 0-1

|              |           |                    |
|--------------|-----------|--------------------|
| Sept. 3, '10 | L 0-1 2OT | Minneapolis, Minn. |
|--------------|-----------|--------------------|

## Santa Barbara 1-0

|              |       |                    |
|--------------|-------|--------------------|
| Sept. 5, '10 | W 1-0 | Minneapolis, Minn. |
|--------------|-------|--------------------|

## Santa Clara 0-2

|               |       |                     |
|---------------|-------|---------------------|
| Oct. 10, '99  | L 0-1 | Santa Clara, Calif. |
| Sept. 24, '04 | L 0-2 | Santa Clara Calif.  |

## Seton Hall 1-0-1

|             |           |              |
|-------------|-----------|--------------|
| Oct. 1, '06 | T 1-1 2OT | Newark, N.J. |
| Oct. 4, '09 | W 3-0     | Milwaukee    |

## South Carolina 1-1

|               |          |               |
|---------------|----------|---------------|
| Sept. 29, '95 | W 2-1 OT | Clemson, S.C. |
| Sept. 12, '08 | L 0-1    | Auburn, Ala.  |

## South Dakota State 1-0

|              |       |                 |
|--------------|-------|-----------------|
| Aug. 29, '04 | W 1-0 | Engelmann Field |
|--------------|-------|-----------------|

## SIU-Edwardsville 0-0-1

|              |          |                    |
|--------------|----------|--------------------|
| Sept. 8, '93 | T 1-1 OT | Edwardsville, Ill. |
|--------------|----------|--------------------|

## Southern Miss 5-0

|              |       |                    |
|--------------|-------|--------------------|
| Oct. 23, '98 | W 1-0 | Hattiesburg, Miss. |
|--------------|-------|--------------------|

# WOMEN'S SOCCER

|               |       |                       |
|---------------|-------|-----------------------|
| Oct. 24, '99  | W 3-1 | Milwaukee             |
| Nov. 4, '99 ^ | W 6-0 | Farmers Branch, Texas |
| Oct. 20, '00  | W 5-1 | Hattiesburg, Miss.    |
| Sept. 29, '02 | W 2-0 | Milwaukee             |

|                 |                           |
|-----------------|---------------------------|
| <b>Stanford</b> | <b>0-1</b>                |
| Sept. 26, '04   | L 0-5 Santa Clara, Calif. |

|                 |                          |
|-----------------|--------------------------|
| <b>Syracuse</b> | <b>4-0-1</b>             |
| Oct. 21, '05    | W 2-1 OT Milwaukee       |
| Oct. 20, '06    | W 1-0 OT Syracuse, N.Y.  |
| Oct. 14, '07    | T 0-0 20T Milwaukee      |
| Oct. 12, '08    | W 1-0 Syracuse, N.Y.     |
| Oct. 23, '09    | W 1-0 20T Syracuse, N.Y. |

|               |                         |
|---------------|-------------------------|
| <b>TCU</b>    | <b>3-1</b>              |
| Sept. 4, '95  | W 3-0 Fort Worth, Texas |
| Sept. 28, '01 | W 2-0 Fort Worth, Texas |
| Sept. 26, '03 | L 0-1 Fort Worth, Texas |
| Oct. 15, '04  | W 3-2 Milwaukee         |

|                       |                       |
|-----------------------|-----------------------|
| <b>Teikyo Westmar</b> | <b>1-0</b>            |
| Sept. 19, '93         | W 1-0 Davenport, Iowa |

|                  |                        |
|------------------|------------------------|
| <b>Tennessee</b> | <b>1-1</b>             |
| Sept. 5, '99     | L 2-4 Knoxville, Tenn. |
| Aug. 25, '00     | W 2-1 OT Milwaukee     |

|                      |                                |
|----------------------|--------------------------------|
| <b>Texas A&amp;M</b> | <b>0-2</b>                     |
| Sept. 3, '95         | L 4-7 20T Coll. Station, Texas |
| Nov. 12, '00 #       | L 0-4 Coll. Station, Texas     |

|               |                     |
|---------------|---------------------|
| <b>Toledo</b> | <b>1-0-1</b>        |
| Oct. 22, '95  | T 1-1 20T Milwaukee |
| Oct. 13, '96  | W 5-1 Toledo, Ohio  |

|               |                        |
|---------------|------------------------|
| <b>Tulane</b> | <b>7-1</b>             |
| Oct. 18, '96  | W 2-0 New Orleans, La. |
| Sept. 26, '97 | W 3-0 Milwaukee        |
| Oct. 25, '98  | W 2-1 New Orleans, La. |
| Oct. 22, '99  | W 4-0 Milwaukee        |
| Oct. 22, '00  | W 1-0 New Orleans, La. |
| Sept. 27, '02 | W 1-0 Milwaukee        |
| Sept. 27, '03 | L 1-2 20T Milwaukee    |
| Oct. 24, '04  | W 1-0 Milwaukee        |

|               |                             |
|---------------|-----------------------------|
| <b>UAB</b>    | <b>8-2</b>                  |
| Oct. 20, '96  | W 3-0 Birmingham, Ala.      |
| Sept. 29, '97 | W 3-2 Milwaukee             |
| Sept. 25, '98 | L 0-1 OT Birmingham, Ala.   |
| Nov. 4, '98 ^ | W 2-0 Farmers Branch, Texas |
| Sept. 26, '99 | W 1-0 Milwaukee             |
| Nov. 3, '99 ^ | W 2-1 Farmers Branch, Texas |
| Sept. 8, '00  | W 1-0 Birmingham, Ala.      |
| Sept. 21, '01 | W 1-0 Milwaukee             |
| Oct. 2, '02   | W 3-2 Birmingham, Ala.      |
| Nov. 4, '04 ^ | L 2-0 St. Louis, Mo.        |

|                |                   |
|----------------|-------------------|
| <b>UCLA</b>    | <b>0-2</b>        |
| Oct. 6, '00    | L 0-5 Los Angeles |
| Nov. 19, '05 # | L 0-4 Los Angeles |

|              |                            |
|--------------|----------------------------|
| <b>USC</b>   | <b>0-0-1</b>               |
| Sept. 6, '03 | T 0-0 20T Ann Arbor, Mich. |

|               |                             |
|---------------|-----------------------------|
| <b>USF</b>    | <b>11-2-1</b>               |
| Nov. 1, '96   | W 5-0 Tampa, Fla.           |
| Nov. 7, '96 ^ | W 3-0 Charlotte, N.C.       |
| Sept. 21, '97 | W 3-0 Milwaukee             |
| Oct. 16, '98  | L 1-2 Milwaukee             |
| Nov. 5, '98 ^ | W 2-1 Farmers Branch, Texas |
| Oct. 17, '99  | W 5-0 Tampa, Fla.           |
| Sept. 29, '00 | W 2-0 Milwaukee             |
| Nov. 1, '00 ^ | W 2-1 20T St. Louis, Mo.    |
| Oct. 4, '02   | T 1-1 20T Tampa, Fla.       |
| Sept. 16, '05 | W 4-1 Milwaukee             |
| Sept. 8, '06  | L 0-2 Tampa, Fla.           |
| Sept. 21, '07 | W 1-0 Milwaukee             |
| Sept. 19, '08 | W 1-0 OT Tampa, Fla.        |
| Sept. 17, '09 | W 2-1 Milwaukee             |

|                   |                        |
|-------------------|------------------------|
| <b>Valparaiso</b> | <b>4-0</b>             |
| Oct. 31, '93      | W 5-1 Valparaiso, Ind. |
| Sept. 30, '94     | W 3-0 Milwaukee        |
| Sept. 6, '95      | W 3-0 Milwaukee        |
| Sept. 1, '97      | W 5-2 Valparaiso, Ind. |

|                   |                        |
|-------------------|------------------------|
| <b>Vanderbilt</b> | <b>1-2</b>             |
| Oct. 9, '98       | L 0-4 Nashville, Tenn. |
| Oct. 30, '02      | L 2-3 Nashville, Tenn. |
| Aug. 29, '03      | W 1-0 Milwaukee        |

|                  |                 |
|------------------|-----------------|
| <b>Villanova</b> | <b>3-0</b>      |
| Oct. 29, '06 ^   | W 1-0 Milwaukee |
| Oct. 5, '07      | W 1-0 Milwaukee |
| Nov. 1, '09 ^    | W 1-0 Milwaukee |

|                   |                 |
|-------------------|-----------------|
| <b>Washington</b> | <b>1-0</b>      |
| Aug. 31, '07      | W 2-0 Milwaukee |

|                      |                          |
|----------------------|--------------------------|
| <b>West Virginia</b> | <b>0-4</b>               |
| Oct. 7, '05          | L 0-2 Morgantown, W.Va.  |
| Oct. 8, '06          | L 0-2 Milwaukee          |
| Oct. 28, '07         | L 1-3 Morgantown, W.Va.  |
| Oct. 24, '08         | L 0-2 Milwaukee          |
| Sept. 24, '09        | L 0-1 Morgantown, W. Va. |
| Nov. 6, '09 ^        | W 1-0 Storrs, Conn.      |

|                         |                 |
|-------------------------|-----------------|
| <b>Western Michigan</b> | <b>1-0</b>      |
| Sept. 20, '09           | W 2-0 Kalamazoo |

|                  |                         |
|------------------|-------------------------|
| <b>Wisconsin</b> | <b>5-6-1</b>            |
| Oct. 3, '95      | L 0-1 OT Milwaukee      |
| Aug. 31, '96     | L 0-1 Madison, Wis.     |
| Aug. 31, '97     | T 2-2 OT Milwaukee      |
| Sept. 13, '98    | W 3-1 Madison, Wis.     |
| Aug. 29, '99     | L 1-2 Milwaukee         |
| Aug. 27, '00     | W 2-0 at Wis.-Milwaukee |
| Oct. 28, '01     | W 2-0 Madison, Wis.     |
| Sept. 17, '02    | W 1-0 Milwaukee         |
| Nov. 15, '02 #   | L 2-3 Milwaukee         |
| Sept. 9, '03     | L 0-3 Madison, Wis.     |
| Oct. 27, '04     | L 1-0 Milwaukee         |
| Nov. 11, '05 #   | W 1-0 Milwaukee         |

|                        |                 |
|------------------------|-----------------|
| <b>Wis.-Eau Claire</b> | <b>1-0</b>      |
| Oct. 16, '94           | W 5-0 Milwaukee |

|                       |                             |
|-----------------------|-----------------------------|
| <b>Wis.-Milwaukee</b> | <b>6-7-6</b>                |
| Sept. 15, '93         | L 0-4 at Wis.-Milwaukee     |
| Oct. 26, '94          | T 1-1 OT at Wis.-Milwaukee  |
| Sept. 22, '95         | L 1-2 at Marquette          |
| Oct. 30, '96          | L 0-1 at Wis.-Milwaukee     |
| Oct. 10, '97          | W 2-1 at Marquette          |
| Sept. 22, '98         | L 0-1 at Marquette          |
| Sept. 21, '99         | T 0-0 OT at Wis.-Milwaukee  |
| Sept. 1, '00          | W 2-1 at Marquette          |
| Nov. 1, '01           | W 3-0 at Wis.-Milwaukee     |
| Oct. 27, '02          | T 1-1 20T at Marquette      |
| Sept. 24, '03         | L 2-3 OT at Wis.-Milwaukee  |
| Sept. 8, '04          | W 1-0 at Marquette          |
| Sept. 7, '05          | T 0-0 20T at Wis.-Milwaukee |
| Nov. 13, '05 #        | W 1-0 at Marquette          |
| Sept. 12, '06         | L 0-2 at Marquette          |
| Sept. 23, '07         | T 0-0 20T at Wis.-Milwaukee |
| Sept. 3, '08          | L 0-1 at Marquette          |
| Sept. 3, '09          | W 2-0 at Wis.-Milwaukee     |
| Sept. 8, '10          | T 1-1 20T at Marquette      |

|                     |                     |
|---------------------|---------------------|
| <b>Wis.-Oshkosh</b> | <b>0-1</b>          |
| Sept. 22, '93       | L 5-0 Oshkosh, Wis. |

|                     |                     |
|---------------------|---------------------|
| <b>Wright State</b> | <b>2-1</b>          |
| Oct. 13, '95        | L 0-2 Dayton, Ohio  |
| Sept. 15, '96       | W 2-0 Milwaukee     |
| Nov. 8, '00 #       | W 2-1 20T Milwaukee |

|               |                            |
|---------------|----------------------------|
| <b>Xavier</b> | <b>1-0</b>                 |
| Sept. 9, '05  | W 2-1 OT Bloomington, Ind. |

Denotations  
 ^ Conference USA/BIG EAST Tournament  
 # NCAA Tournament