

ONE GOAL...ONE ROAD...ONE WAY.



MARQUETTE

WOMEN'S BASKETBALL

HISTORY



Abbie Willenborg: 1,818 points



Kristen Maskala: 1,745 points



Christine Kennedy: 1,609 points

1,000-Point Club

Abbie Willenborg 1996-2000

Season	Games	Points	Avg.
1996-97	31	349	11.3
1997-98	29	514	17.7
1998-99	39	488	16.8
1999-2000	29	467	16.0
Career	118	1,818	15.4

Julie Sievers 1979-83

Season	Games	Points	Avg.
1979-80	26	322	12.4
1980-81	27	481	17.8
1981-82	28	582	20.8
1982-83	24	374	15.6
Career	105	1,759	16.8

Kristen Maskala 1991-94

Season	Games	Points	Avg.
1991-92	29	635	21.9
1992-93	31	543	17.5
1993-94	29	567	19.6
Career	89	1,745	19.6

Lisa Oldenburg 1996-2000


Season	Games	Points	Avg.
1996-97	31	246	7.9
1997-98	29	535	18.4
1998-99	29	403	13.9
1999-2000	29	471	16.2
Career	118	1,655	14.0

Christine Kennedy 1991-95

Season	Games	Points	Avg.
1991-92	29	337	11.6
1992-93	31	402	13.0
1993-94	29	387	13.3
1994-95	31	483	15.6
Career	120	1,609	13.4

Clare Barnard 1993-97

Season	Games	Points	Avg.
1993-94	27	100	3.7
1994-95	31	389	12.5
1995-96	23	390	17.0
1996-97	31	477	15.4
Career	112	1,356	12.1



Julie Sievers: 1,759 points




Lisa Oldenburg: 1,655 points



Clare Barnard: 1,356 points



2006-07 MARQUETTE BASKETBALL



Heidi Ach: 1,331 points

Heidi Ach

1987-91

Season	Games	Points	Avg.
1987-88	27	287	10.6
1988-89	28	381	13.6
1989-90	22	292	13.3
1990-91	25	371	14.8
Career	102	1,331	13.0



Kathy Andrykowski: 1,308 points

Kathy Andrykowski

1976-80

Season	Games	Points	Avg.
1976-77	19	258	19.8
1977-78	20	383	20.2
1978-79	12	167	13.9
1979-80	25	500	20.0
Career	76	1,308	17.2



Tammy Shain: 1,289 points

Tammy Shain

1988-92

Season	Games	Points	Avg.
1988-89	28	353	12.6
1989-90	28	305	10.9
1990-91	27	323	12.0
1991-92	28	308	11.0
Career	111	1,289	11.6



Carolyn Kieger: 1,277 points

Carolyn Kieger

2003-06

Season	Games	Points	Avg.
2002-03	30	338	11.3
2003-04	32	336	10.5
2004-05	30	355	11.2
2005-06	32	248	7.8
Career	124	1,277	10.3



Courtney Romeiser: 1,204

Courtney Romeiser

1989-93

Season	Games	Points	Avg.
1989-90	28	245	8.8
1990-91	21	248	11.8
1991-92	29	373	12.9
1992-93	31	338	10.9
Career	120	1,204	10.0



Kerri Reaves: 1,203 points

Kerri Reaves

1992-95

Season	Games	Points	Avg.
1991-92	14	99	7.1
1992-93	31	249	8.0
1993-94	27	309	11.4
1994-95	31	546	17.6
Career	103	1,203	11.7



Beth Ayers: 1,176

Christina Quaye 2003-present

Season	Games	Points	Avg.
2003-04	32	290	9.1
2004-05	30	473	15.7
2005-06	33	430	13.0
Career	95	1,192	12.5



Beth Ayers: 1,176

Beth Ayers 1983-87

Season	Games	Points	Avg.
1983-84	27	212	7.9
1984-85	25	298	11.9
1985-86	25	347	13.9
1986-87	27	319	11.8
Career	104	1,176	11.3



Heidi Bowman: 1,135 points

Heidi Bowman 1997-2001

Season	Games	Points	Avg.
1997-98	29	125	4.3
1998-99	29	331	11.4
1999-2000	29	258	8.9
2000-01	29	421	14.5
Career	116	1,135	9.8



Lori Goerlitz: 1,133 points

Lori Goerlitz 1992-95

Season	Games	Points	Avg.
1991-92	29	225	7.8
1992-93	31	198	6.4
1993-94	29	321	11.1
1994-95	31	389	12.5
Career	120	1,133	9.4



Keisha Oliver: 1,061 points

Keisha Oliver 1996-2000

Season	Games	Points	Avg.
1996-97	31	206	6.6
1997-98	29	275	9.5
1998-99	29	289	10.0
1999-2000	29	291	10.0
Career	118	1,061	9.0



Kerri Christianson: 1,002 points

Kerri Christianson 1985-89

Season	Games	Points	Avg.
1985-86	25	169	6.8
1986-87	26	260	10.0
1987-88	28	269	9.6
1988-89	26	304	11.7
Career	105	1,002	9.5



Career Records

All-Time Leading Scorers

Name	Points	Years
1. Abbie Willenborg	1,818	1997-00
2. Julie Sievers	1,759	1980-83
3. Kristen Maskala	1,745	1992-94
4. Lisa Oldenburg	1,655	1997-00
5. Christine Kennedy	1,609	1992-95
6. Clare Barnard	1,356	1994-97
7. Heidi Ach	1,331	1988-91
8. Kathy Andrykowski	1,308	1977-80
9. Tammy Shain	1,289	1989-92
10. Carolyn Kieger	1,277	2002-06
11. Courtney Romeiser	1,204	1990-93
12. Kerri Reaves	1,203	1992-95
13. Christina Quaye	1,192	2003-
13. Beth Ayers	1,176	1984-87
14. Heidi Bowman	1,135	1998-01
15. Lori Goerlitz	1,133	1992-95
16. Kiesha Oliver	1,061	1997-00
17. Kerri Christianson	1,002	1986-89

All-Time Leading Rebounders

Name	Rebounds	Years
1. Abbie Willenborg	1,167	1997-00
2. Julie Sievers	1,151	1980-83
3. Christine Kennedy	1,089	1992-95
4. Kathy Andrykowski	943	1977-80
5. Pam Suplicki	942	1981-84
6. Lisa Oldenburg	832	1997-00
7. Mary Spellacy	745	1978-81
8. Tammy Shain	655	1989-92
9. Clare Barnard	644	1994-97
10. Stephanie Krumrei	639	1991-94
11. Kerri Reaves	608	1992-95
11. Patty Baker	608	1985-88
13. Elizabeth Spurgin	599	1993-96
14. Sarah Zawodny	588	1998-02
15. Crystal Weaver	570	2000-04

Scoring Average

Name	Years	Gm.	Avg.
1. Kristen Maskala	1992-94	89	19.6
2. Kathy Andrykowski	1977-80	69	19.0
3. Julie Sievers	1980-83	105	16.8
4. Abbie Willenborg	1997-00	118	15.4
5. Lisa Oldenburg	1997-00	118	14.0
6. Christine Kennedy	1992-95	120	13.4
7. Heidi Ach	1988-91	102	13.0
8. Christina Quaye	2003-	95	12.5
9. Clare Barnard	1994-97	112	12.1
10. Kerri Reaves	1992-95	117	11.7

Field Goals Made

Name	Years	FGs
1. Julie Sievers	1980-83	721
2. Abbie Willenborg	1997-00	677
3. Kristen Maskala	1992-94	649
4. Lisa Oldenburg	1997-00	638
5. Christine Kennedy	1992-95	616
6. Heidi Ach	1988-91	569
7. Tammy Shain	1989-92	562
8. Kathy Andrykowski	1977-80	543
9. Beth Ayers	1984-87	487
10. Clare Barnard	1994-97	480

Field Goal Percentage (Min. 400 Attempts)

Name	Years	Pct.
1. Lisa Oldenburg	1997-00	638-1,182 54.0
2. Rachel Klug	1999-03	342-634 53.9
3. Heidi Ach	1988-91	569-1,068 53.3
4. Julie Sievers	1980-83	721-1,407 51.2
5. Clare Barnard	1994-97	470-935 50.3
5. Christina Quaye	2003-	440-875 50.3
7. Kathy Andrykowski	1977-80	543-1,086 50.0
8. Sarah Zawodny	1998-02	232-473 49.0
9. Abbie Willenborg	1997-00	677-1,359 49.8
10. Lynn Suplicki	1984-86	248-513 48.3

Three-Point Field Goals Made

Name	Years	3FGM
1. Lori Goerlitz	1992-95	223
2. Kristi Johnson	1999-02	162
3. Kelly Schwerman	2000-04	161
4. Kristen Maskala	1992-94	160
5. Courtney Romeiser	1990-93	152
6. Heidi Bowman	1998-01	119
7. Carolyn Kieger	2002-06	96
8. Kiesha Oliver	1997-00	90
9. Christine Kennedy	1992-95	87
10. Kerri Reaves	1992-95	84

Three-Point Field Goals Attempted

Name	Years	3FGA
1. Lori Goerlitz	1992-95	662
2. Courtney Romeiser	1990-93	558
3. Kristen Maskala	1992-94	476
4. Kelly Schwerman	2000-04	454
5. Carolyn Kieger	2002-06	431
6. Kristi Johnson	1999-02	413
7. Heidi Bowman	1998-01	395
8. Kiesha Oliver	1997-00	303
9. Kerri Reaves	1992-95	287
10. Sidnee Majette	1995-98	261



Abbie Willenborg: 1,818 points



Kristen Maskala: 19.6 points per game



Lisa Oldenburg: 54.0 field goal percentage

2006-07 MARQUETTE BASKETBALL



2006-07 MARQUETTE BASKETBALL

Three-Point FG Percentage (Min. 50 Attempts)

Name	Years		Pct.
1. Kristi Johnson	1998-02	162-413	39.2
2. Anita Godlewski	1988-91	26-64	39.1
3. Lesley Juedes	2001-05	81-217	37.3
3. Kelly Schwerman	2000-04	161-454	35.5
4. Christine Kennedy	1992-95	87-250	34.8
5. Theresa Wenzel	1988-91	30-88	34.1
6. Lori Goerlitz	1992-95	223-662	33.7
7. Kristen Maskala	1992-94	100-476	33.6
8. Nicki Taggart	1997-98	74-146	33.3
9. Carolyn Kieger	2002-06	96-310	31.0
10. Christina Quaye	2003-	34-110	30.9

Free Throws Made

Name	Years	FTM
1. Abbie Willenborg	1997-00	435
2. Clare Barnard	1994-97	410
3. Lisa Oldenburg	1997-00	363
4. Carolyn Kieger	2002-06	347
5. Julie Sievers	1980-83	317
6. Kerri Reaves	1992-95	297
7. Christine Kennedy	1992-95	290
8. Kristen Maskala	1992-94	287
9. Christina Quaye	2003-	278
10. Stephanie Krumrei	1991-94	250

Free Throws Attempted

Name	Years	FTA
1. Abbie Willenborg	1997-00	635
2. Clare Barnard	1994-97	579
3. Lisa Oldenburg	1997-00	494
4. Julie Sievers	1980-83	444
5. Carolyn Kieger	2002-06	431
6. Christine Kennedy	1992-95	425
7. Christina Quaye	2003-	387
8. Kerri Reaves	1992-95	379
9. Kristen Maskala	1992-94	358
10. Stephanie Krumrei	1991-94	338

Free Throw Percentage (Min. 175 Attempts)

Name	Years		Pct.
1. Kelly Schwerman	2000-04	191-229	83.1
2. Beth Ayers	1984-87	202-249	81.1
3. Carolyn Kieger	2002-06	347-431	80.5
4. Kristen Maskala	1992-94	287-358	80.2
5. Kerri Reaves	1992-95	297-379	78.4
6. Kristi Johnson	1999-02	191-246	77.6
7. Nicki Taggart	1997-98	147-190	77.4
8. Elizabeth Spurgin	1993-96	211-275	76.7
9. Joan Pitrof	1987-90	154-201	76.6
10. Beth Crossett	1987-90	141-187	75.4

Rebounding Average

Name	Years	Reb.	Avg.
1. Kathy Andrykowski	1977-80	943	13.7
2. Julie Sievers	1980-83	1,151	11.0
3. Abbie Willenborg	1997-00	1,167	9.9
4. Kathy Moore	1976	144	9.6
5. Christine Kennedy	1992-95	1,089	9.1
6. Pam Suplicki	1981-84	942	8.9
7. Mary Spellacy	1978-81	745	8.4
8. Lynn Suplicki	1984-86	489	8.2
9. Lisa Oldenburg	1997-00	832	7.1
10. Stephanie Krumrei	1991-94	639	6.5

Assists

Name	Years	Assists
1. Carolyn Kieger	2002-06	694
2. Joan Pitrof	1987-90	689
3. Lori Goerlitz	1992-95	566
4. Nicki Taggart	1997-98	421
5. Courtney Romeiser	1990-93	404
6. Beth Crossett	1987-90	356
6. Sharon Flaiz	1983-85	356
8. Kristi Johnson	1999-02	340
8. Kristen Maskala	1992-94	340
10. Beth Ayers	1984-87	321

Steals

Name	Years	Steals
1. Courtney Romeiser	1990-93	287
2. Tammy Shain	1989-92	266
3. Beth Ayers	1984-87	239
4. Kristen Maskala	1992-94	221
5. Sidnee Majette	1995-98	211
6. Joan Pitrof	1987-90	203
7. Kerri Reaves	1992-95	203
8. Carolyn Kieger	2002-06	196
9. Christine Kennedy	1992-95	194
10. Lori Goerlitz	1992-95	190

Blocks

Name	Years	Blocks
1. Kerri Christianson	1986-89	170
2. Lisa Oldenburg	1997-00	160
3. Christine Kennedy	1992-95	157
4. Heidi Ach	1988-91	135
5. Abbie Willenborg	1997-00	82
6. Danielle Kamm	2003-	80
7. Bridget Inman	1995-97	79
8. Rachel Klug	2000-03	71
9. Elizabeth Spurgin	1993-96	63
10. Patty Baker	1985-88	54

Games Played

Name	Years	Games
1. Carolyn Kieger	2002-06	124
2. Lori Goerlitz	1992-95	120
Christine Kennedy	1992-95	120
4. Crystal Weaver	2000-04	119
Elizabeth Spurgin	1993-96	119
5. Kelly Schwerman	2000-04	118
Lisa Oldenburg	1997-00	118
Kiesha Oliver	1997-00	118
Abbie Willenborg	1997-00	118
10. Heidi Bowman	1998-01	116



Kristi Johnson: 39.2 three-point percentage



Carolyn Kieger: 694 assists



Courtney Romeiser: 287 steals





Single-Season Records

2006-07 MARQUETTE BASKETBALL

Points

Name	Season	Points
1. Kristen Maskala	1991-92	635
2. Julie Sievers	1981-82	582
3. Kristen Maskala	1993-94	567
4. Kerri Reaves	1994-95	546
5. Kristen Maskala	1992-93	543

Scoring Average

Name	Season	Avg.
1. Kristen Maskala	1991-92	21.9
2. Julie Sievers	1981-82	20.7
3. Kathy Andrykowski	1977-78	20.2
4. Kathy Andrykowski	1979-80	20.0
5. Kathy Andrykowski	1976-77	19.8

Field Goals Made

Name	Season	FGM
1. Kristen Maskala	1991-92	242
2. Julie Sievers	1981-82	213
3. Kathy Andrykowski	1979-80	210
4. Lisa Oldenburg	1997-98	205
5. Kristen Maskala	1993-94	204

Field Goal Percentage (Min. 100 Attempts)

Name	Season	FGM-FGA	Pct.
1. Heidi Ach	1987-88	129-223	57.8
2. Heidi Ach	1989-90	124-215	57.7
3. Lisa Oldenburg	1998-99	154-274	56.2
4. Rachel Klug	2001-02	145-258	56.2
5. Lisa Oldenburg	1999-00	183-327	56.0

Three-Point Field Goals Made

Name	Season	3PM
1. Lori Goerlitz	1994-95	91
2. Kelly Schwerman	2003-04	70
3. Kristen Maskala	1991-92	69
4. Lori Goerlitz	1993-94	68
5. Nicki Taggart	1997-98	58

Three-Point Field Goals Attempted

Name	Season	3PA
1. Lori Goerlitz	1994-95	274
2. Lori Goerlitz	1993-94	191
3. Courtney Romeiser	1992-93	171
Kristen Maskala	1991-92	171
5. Courtney Romeiser	1991-92	162

Three-Point Field Goals Pct. (Min. 50 Attempts)

Name	Season	3PM-A	Pct.
1. Kelly Schwerman	2002-03	56-131	42.7
2. Carolyn Kieger	2002-03	26-61	42.6
3. Lesley Juedes	2004-05	59-141	41.8
3. Kristen Maskala	1991-92	69-171	40.4
4. Anita Godlewski	1990-91	25-63	39.7

Free Throws Made

Name	Season	FTM
1. Kerri Reaves	1994-95	167
2. Clare Barnard	1996-97	153
3. Abbie Willenborg	1998-99	127
Clare Barnard	1995-96	127
5. Lisa Oldenburg	1997-98	120
Christina Quaye	2004-05	120

Free Throw Percentage (Min. 75 Attempts)

Name	Season	FTM-FTA	Pct.
1. Kelly Schwerman	2003-04	71-81	87.7
2. Carolyn Kieger	2002-03	98-112	87.5
3. Kristen Maskala	1993-94	116-137	84.7
4. Beth Ayers	1985-86	69-82	84.1
5. Carolyn Kieger	2004-05	90-110	81.8

Rebounds

Name	Season	Reb.
1. Kathy Andrykowski	1979-80	347
2. Julie Sievers	1980-81	325
3. Abbie Willenborg	1996-97	314
4. Christine Kennedy	1994-95	309
5. Abbie Willenborg	1997-98	297

Rebounding Average

Name	Season	Avg.
1. Kathy Andrykowski	1976-77	16.8
2. Kathy Andrykowski	1977-78	14.4
3. Kathy Andrykowski	1979-80	13.9
4. Julie Sievers	1980-81	12.0
5. Julie Sievers	1981-82	11.3
Mary Spellacy	1980-81	11.3

Assists

Name	Season	Assists
1. Lori Goerlitz	1994-95	222
2. Nicki Taggart	1997-98	215
3. Nicki Taggart	1996-97	206
4. Joan Pitrof	1987-88	199
5. Carolyn Kieger	2005-06	196

Steals

Name	Season	Steals
1. Courtney Romeiser	1991-92	93
2. Courtney Romeiser	1992-93	92
3. Kristen Maskala	1992-93	75
Kristen Maskala	1991-92	75
5. Lynn Suplicki	1984-85	72

Blocks

Name	Season	Blocks
1. Christine Kennedy	1994-95	53
2. Christine Kennedy	1993-94	52
Kerri Christianson	1988-89	52
4. Kerri Christianson	1985-86	51
5. Lisa Oldenburg	1999-00	50



Kerri Reaves: 167 free throws



Kelly Schwerman: 42.7 three point pct.



Christine Kennedy: 53 blocks



Season By Season Leaders

Scoring

Season	Name	Gm.	Points	Avg.
2005-06	Christina Quaye	33	430	13.0
2004-05	Christina Quaye	30	472	15.7
2003-04	Kelly Scherman	32	383	12.0
2002-03	Rachel Klug	30	394	13.1
2001-02	Rachel Klug	28	364	13.0
2000-01	Heidi Bowman	29	421	14.5
1999-00	Lisa Oldenburg	29	471	16.2
1998-99	Abbie Willenborg	29	488	16.8
1997-98	Lisa Oldenburg	29	535	18.4
1996-97	Clare Barnard	31	477	15.4
1995-96	Clare Barnard	23	590	17.0
1994-95	Kerri Reaves	31	546	17.6
1993-94	Kristen Maskala	29	567	19.6
1992-93	Kristen Maskala	31	543	17.5
1991-92	Kristen Maskala	29	635	21.9
1990-91	Heidi Ach	25	371	14.8
1989-90	Heidi Ach	22	292	13.3
1988-89	Heidi Ach	28	381	13.6
1987-88	Patty Baker	28	372	13.3
1986-87	Beth Ayers	27	319	11.8
1985-86	Beth Ayers	25	347	13.9
1984-85	Lynn Suplicki	25	316	12.6
1983-84	Becky Kinzer	27	463	17.1
1982-83	Julie Sievers	24	428	17.8
1981-82	Julie Sievers	28	528	18.9
1980-81	Julie Sievers	27	481	17.8
1979-80	Kathy Andrykowski	25	500	20.0
1978-79	Lisa Morin	19	227	11.9
	Mary Spellacy	19	227	11.9
1977-78	Kathy Andrykowski	19	383	20.2
1976-77	Kathy Andrykowski	13	263	20.2
1975-76	Marguerite Friar	15	131	8.7

Rebounding

Season	Name	Gm.	Rebs.	Avg.
2005-06	Christina Quaye	33	204	6.2
2004-05	Christina Quaye	30	204	6.8
2003-04	Crystal Weaver	32	220	6.9
2002-03	Rachel Klug	30	184	6.1
2001-02	Rachel Klug	28	175	6.3
2000-01	Sarah Zawodny	29	238	8.2
1999-00	Abbie Willenborg	29	268	9.2
1998-99	Abbie Willenborg	29	288	9.9
1997-98	Abbie Willenborg	29	297	10.2
1996-97	Abbie Willenborg	31	314	10.1
1995-96	Clare Barnard	23	170	7.4
1994-95	Christine Kennedy	31	309	10.0
1993-94	Christine Kennedy	29	286	9.9
1992-93	Stephanie Krumrei	31	245	7.9
1991-92	Christine Kennedy	29	278	9.6
1990-91	Heidi Ach	25	200	8.0
1989-90	Tammy Shain	28	175	6.3
1988-89	Kerri Christianson	26	155	6.0
1987-88	Patty Baker	28	235	8.4
1986-87	Patty Baker	27	188	7.0
1985-86	Patty Baker	25	127	5.1
1984-85	Lynn Suplicki	25	231	9.2
1983-84	Pam Suplicki	27	277	10.3
1982-83	Julie Sievers	24	270	11.3
1981-82	Julie Sievers	28	295	10.5
1980-81	Julie Sievers	27	325	12.0
1979-80	Kathy Andrykowski	25	347	13.9
1978-79	Mary Spellacy	19	171	9.0
1977-78	Kathy Andrykowski	19	273	14.4
1976-77	Kathy Andrykowski	13	218	16.8
1975-76	Kathy Moore	14	144	9.6

Assists

Season	Name	Gm.	Ast.	Avg.
2005-06	Carolyn Kieger	32	196	6.1
2004-05	Carolyn Kieger	30	185	6.2
2003-04	Carolyn Kieger	32	188	5.9
2002-03	Carolyn Kieger	30	125	4.2
2001-02	Kristi Johnson	28	78	2.8
2000-01	Kristi Johnson	29	69	2.4
1999-00	Kristi Johnson	29	86	3.0
1998-99	Kristi Johnson	29	107	3.7
1997-98	Nicki Taggart	29	215	7.4
1996-97	Nicki Taggart	31	206	6.5
1995-96	Shari Smith	28	105	3.8
1994-95	Lori Goerlitz	31	222	7.2
1993-94	Lori Goerlitz	29	183	6.3
1992-93	Courtney Romeiser	31	138	4.5
1991-92	Courtney Romeiser	29	123	4.2
1990-91	Jennifer Clinton	27	75	2.8
1989-90	Joan Pitrof	28	158	5.6
1988-89	Joan Pitrof	28	183	6.5
1987-88	Joan Pitrof	28	199	7.1
1986-87	Joan Pitrof	27	149	5.5
1985-86	Sharon Flaiz	25	111	4.4
1984-85	Beth Ayers	25	116	4.6
1983-84	Becky Kinzer	27	135	5.0
1982-83	Debbie Stampley	22	87	4.0
1981-82	Debbie Stampley	31	113	3.6
1980-81	Lisa Morin	27	70	2.6
1979-80	Kaylyn Sievert	26	56	2.2
1978-79	Lisa Morin	10	29	1.5
1977-78	Jane Fitzmaurice	20	59	3.0
1976-77	Barb Tomczak	19	41	2.2
1975-76	Belindra Castro	16	34	2.1

Steals

Season	Name	Gm.	Stl.	Avg.
2005-06	Krystal Ellis	33	62	1.9
2004-05	Efueke Osagie	30	62	2.1
2003-04	Carolyn Kieger	32	63	2.0
2002-03	Katie Alsdurf	30	56	1.8
2001-02	Rashida Gales	25	34	1.4
	Kelly Scherman	28	34	0.8
2000-01	Rashida Gales	29	25	0.8
	Sarah Zawodny	29	25	0.8
1999-00	Lisa Oldenburg	29	57	2.0
1998-99	Lisa Oldenburg	29	51	1.8
1997-98	Sidnee Majette	29	45	1.6
1996-97	Nicki Taggart	31	60	1.9
1995-96	Sidnee Majette	23	52	2.3
1994-95	Kerri Reaves	31	66	2.1
1993-94	Kristen Maskala	29	71	2.4
1992-93	Courtney Romeiser	31	92	3.0
1991-92	Courtney Romeiser	29	93	3.2
1990-91	Tammy Shain	27	71	2.6
1989-90	Tammy Shain	28	71	2.5
1988-89	Tammy Shain	28	61	2.2
1987-88	Joan Pitrof	28	64	2.3
1986-87	Beth Ayers	27	61	2.3
1985-86	Beth Ayers	25	63	2.5
1984-85	Lynn Suplicki	25	72	2.6
1983-84	Becky Kinzer	27	63	2.3
1982-83	Debbie Stampley	24	51	2.1
1981-82	Debbie Stampley	31	70	2.3

Blocks

Season	Name	Gm.	Blk.	Avg.
2005-06	Danielle Kamm	33	26	0.8
2004-05	Jasmine McCullough	30	35	1.2
2003-04	Sarah Shouse	32	30	0.9
2002-03	Rachel Klug	30	28	0.9
2001-02	Rachel Klug	28	33	1.2
2000-01	Sarah Zawodny	29	25	0.8
1999-00	Lisa Oldenburg	29	50	1.7
1998-99	Lisa Oldenburg	29	46	1.6
1997-98	Lisa Oldenburg	29	35	1.2
1996-97	Bridget Inman	31	31	1.0
1995-96	Bridget Inman	28	39	1.4
1994-95	Christine Kennedy	31	53	1.7
1993-94	Christine Kennedy	29	52	1.8
1992-93	Christine Kennedy	31	36	1.2
1991-92	Christine Kennedy	29	16	0.6
1990-91	Heidi Ach	25	45	1.8
1989-90	Heidi Ach	22	42	1.1
1988-89	Kerri Christianson	26	52	2.0
1987-88	Heidi Ach	27	32	1.2
1986-87	Kerri Christianson	26	36	1.4
1985-86	Kerri Christianson	25	51	2.0
1984-85	Lynn Suplicki	25	26	1.0
1983-84	Lynn Suplicki	27	20	0.7
1982-83	Julie Sievers	24	41	1.7



Christina Quaye: 430 points, 204 rebounds



Individual Records

Game Records

Points	43	Julie Sievers vs Carthage, 2/22/83 - All-Time
	42	Lisa Oldenburg vs Pacific, 11/26/99 - Division I
Field Goals Made	19	Julie Sievers vs Carthage, 2/22/83 Kathy Andrykowski vs Wis.-Oshkosh, 2/12/80
FG Pct. ¹	90.9 (10-11)	Lisa Oldenburg at Houston, 1/21/99
Free Throws Made	14	Kerri Christianson vs Valparaiso, 3/3/89; Kerri Reaves vs Dayton, 2/5/95
FT Pct. ¹	100.0 (14-14)	Kerri Reaves vs Dayton, 2/5/94
	100.0 (10-10)	Katie O'Grady vs Saint Louis, 1/18/02
3 Pt. FG Made	7	Lori Goertitz, twice, last vs. Wis.-Green Bay, 1/4/95; Theresa Wenzel vs Loyola (Ill.), 1/17/91
3 Pt. FG Pct. ⁷	83.3 (5-6)	Courtney Romeiser vs Monmouth, 12/27/91
Rebounds	25	Pam Suplicki vs Wis.-Platteville, 2/14/84
Assists	16	Joan Pitrof vs UIC, 1/6/88
Blocks	6	Christine Kennedy vs Memphis, 2/3/94; Lynn Suplicki vs Carthage, 11/28/84; Julie Sievers vs Wis.-Milwaukee, 2/2/83
Steals	9	Sidnee Majette vs Wis.-Milwaukee, 1/16/95



Joan Pitrof: 16 assists on Jan. 6, 1998.



Kristen Maskala: 19.6 points per game

Season Records

Points	635	Kristen Maskala, 1991-92
Scoring Avg.	21.9	Kristen Maskala, 1991-92
FG Made	242	Kristen Maskala, 1991-92
FG Pct. ²	57.9 (129-223)	Heidi Ach, 1987-88
Free Throws Made	167	Kerri Reaves, 1994-95
FT Pct. ⁴	87.7 (71-81)	Kelly Schwerman, 2003-04
3-Pt. FG Made	91	Lori Goertitz, 1994-95
3-Pt. FG Pct. ⁷	42.7 (56-131)	Kelly Schwerman, 2002-03
Rebounds	347	Kathy Andrykowski, 1979-80
Rebounding Avg.	16.8 rpg	Kathy Andrykowski, 1976-77
Assists	222	Lori Goertitz, 1994-95
Blocks	53	Christine Kennedy, 1994-95
Steals	93	Courtney Romeiser, 1991-92

Career Records

Points	1,818	Abbie Willenborg, 1997-00
Scoring Avg.	19.6	Kristen Maskala, 1992-94
FG Made	721	Julie Sievers, 1980-83
FG Pct. ³	54.0 (638-1,182)	Lisa Oldenburg, 1997-00
Free Throws Made	435	Abbie Willenborg, 1997-00
FT Pct. ⁵	83.1 (191-229)	Kelly Schwerman, 2000-04
3-Pt. FG Made	223	Lori Goertitz, 1991-95
3-Pt. FG Pct. ⁸	39.1 (25-64)	Anita Godlewski, 1988-91
Rebounds	1,167	Abbie Willenborg, 1997-00
Rebounding Avg.	13.7	Kathy Andrykowski, 1977-80
Assists	689	Joan Pitrof, 1987-90
Career	170	Kerri Christianson, 1986-89
Steals	287	Courtney Romeiser, 1990-93
Games Played	120	Lori Goertitz, 1992-95, Christine Kennedy, 1992-95

1 min. 10 attempts	5 min. 100 attempts
2 min. 400 attempts	6 min. 50 attempts
3 min. 175 attempts	7 min. five attempts
4 min. 30 attempts	8 min. 60 attempts

2006-07 MARQUETTE BASKETBALL



Team Records

Game		
Points	115	at Valparaiso, 1/15/92
Field Goals	45	vs Akron, 11/29/91
		vs Stetson, 11/22/91
		vs UIC, 1/6/88
		vs Saint Louis, 1/22/95
FG Attempted	109	at Valparaiso, 1/15/92
FG Percentage	68.2 (45-66)	vs Saint Louis, 1/22/95
FG Percentage Defense	16.7	vs DePaul, 12/30/99
3-Pt. FG	14	vs Syracuse, 12/27/93
3-Pt. Attempted	35	vs BYU, 11/23/91;
		vs Syracuse, 12/28/92
3-Pt. FG Percentage	72.7 (8-11)	at Wisconsin, 1/5/03
Free Throws	37	at Valparaiso, 3/3/89
FT Attempted	44	vs Loyola, 2/6/96
	44	vs Houston, 2/2/03
FT Percentage	100.0 (12-12)	vs Illinois 12/13/98
Offensive Rebounds	33	vs Wis.-Milwaukee, 12/3/96
Defensive Rebounds	46	vs Alabama State, 12/2/90
Total Rebounds	69	at Valparaiso, 1/15/92
Fouls	38	vs Wis.-Green Bay, 1/4/92
Assists	33	vs UIC, 1/6/88
Turnovers	43	vs DePaul, 2/11/89
Blocks	12	vs Louisville, 1/17/00
		vs Butler, 2/2/91
Steals	27	vs Valparaiso, 1/15/92;
		vs Canisius, 12/30/92

Season		
Games	33	2005-06
Wins	22	1992-93, 1993-94, 1997-98,
		1999-2000, 2003-04, 2005-06
Winning Streak	13	1997-98
Home Winning Streak	13	1999-2000
Road Winning Streak	5	1991-92, 1992-93, 1993-94
		2002-03
Field Goals	947	1991-92
FG Attempted	2,278	1991-92
FG Percentage	45.8	1988-89
FG Percentage Defense	35.0	2001-02
3FG Percentage Defense	26.5	2005-06
3-Point Field Goals	208	1994-95
3FG Attempted	673	1994-95
3FG Percentage	38.1	2002-03
Free Throws	554	1994-95
FT Attempted	756	1994-95
FT Percentage	76.7	2002-03
Rebounds	1,346	1992-93
Rebounding Average	46.4	1990-91
Fouls	636	1990-91
Assists	537	1994-95
Turnovers	723	1990-91
Steals	444	1992-93
Points	2,534	1991-92
Scoring Average	87.4	1991-92

Milestones		
First Win	Marquette 39, MATC 35	1/27/76
First Home Win	Marquette 52, Notre Dame 47	2/4/76
First Road Win	Marquette 39, MATC 35	1/27/76
25th Win	Marquette 69, Lawrence 43	2/7/78
50th Win	Marquette 73, Northland 31	2/24/80
75th Win	Marquette 61, Northland 47	4/4/82
100th Win	Marquette 67, Wis.-Parkside 48	1/12/85
125th Win	Marquette 100, UIC, 68	1/6/88
150th Win	Marquette 71, UIC 67	2/17/90
175th Win	Marquette 104, Southeast La. 67	3/1/92
200th Win	Marquette 74, Wis.-Green Bay 67	12/4/93
225th Win	Marquette 92, Northwestern 80	12/20/94
250th Win	Marquette 79, Wis.-Milwaukee 58	12/3/96
275th Win	Marquette 81, Kansas State 68	12/21/97
300th Win	Marquette 65, Saint Louis 54	1/10/99
325th Win	Marquette 72, UAB 69 (OT)	1/20/00
350th Win	Marquette 91, Dayton 63	12/16/01
400th Win	Marquette 67, Toledo 28	11/24/04

Most Wins	22	1999-00, 1993-94, 1992-93;
		2003-04
Most Consec. Wins	13	1997-98
Most Consec. Home Wins	23	1999-00
Most Consec. Road Wins	5	1991-92, 1992-93
		1993-94, 2002-03
Most Points	Marquette 115, Valparaiso 103	1/15/92
Fewest Points	Wis.-Whitewater 71, Marquette 30	1/24/76
Most Opp. Points	Arizona State 119, Marquette 72	12/5/92
Fewest Opp. Points	Marquette 49, Concordia 17	3/3/76
Largest Winning Margin	56, Marquette 97, Ball State 41	12/21/93;
	56, Marquette 91, Mount Mary 35	12/1/84
Largest Losing Margin	57, Wis.-La Crosse 106, Marquette 49	1/22/77
Most Points (two teams)	218, Marquette 115, Valparaiso 103	1/15/92
Fewest Points (two teams)	66, Marquette 49, Concordia 17	3/3/76

Through the Years				
Overall Record	31 seasons	845 games	438-407	(51.8)
Home Record	31 seasons	342 games	211-140	(60.1)
Bradley Center	13 seasons	38 games	23-15	(60.5)
Cardinal Stritch	1 season	1 game	1-0	(100.0)
Marquette Gym	23 seasons	126 games	67-59	(53.2)
U.S. Cellular Arena/ Milw. Auditorium	26 seasons	164 games	108-56	(65.9)
Wis. Luth.Fld. Hse.	3 seasons	3 games	3-0	(100.0)
Al McGuire Center	3 seasons	40 games	34-6	(85.0)
Road Record	31 seasons	349 games	144-205	(41.2)
Neutral Record	31 seasons	91 games	43-48	(47.3)

Record in Overtime Games			
Home games	Marquette Gym	11-15	(40.7)
	U.S. Cellular Arena	1-4	(20.0)
Road games		2-1	(66.7)
Neutral games		7-6	(53.8)
		1-4	(20.0)





Al McGuire Center Records

Marquette (Individual and Team)

Points		
Individual	23	Carolyn Kieger vs Saint Louis (Feb. 15, 2004); Christina Quaye vs St. John's (Dec. 6, 2005)
Team	92	vs Providence (March 31, 2006)
Field Goals Made		
Individual	9	Christina Quaye, Three times
Team	32	vs Providence (March 31, 2006)
3-Point Field Goals Made		
Individual	5	Twice
Team	9	vs Providence (March 31, 2006)
Free Throws Made		
Individual	12	Three times
Team	31	vs TCU (Feb. 11, 2005)
Rebounds		
Individual	16	Crystal Weaver vs Memphis (Feb. 19, 2004)
Team	57	vs Toledo (Nov. 24, 2004)
Assists		
Individual	11	Carolyn Kieger vs Wisconsin (Dec. 1, 2004)
Team	25	vs USF (Jan. 28, 2005)
Steals		
Individual	6	Efueko Osagie vs Columbia (Jan 4, 2004)
Team	15	Twice
Blocked Shots		
Individual	6	Danielle Kamm vs Charlotte (Jan. 14, 2005)
Team	11	vs Charlotte (Jan. 14, 2005)



Carolyn Kieger: 11 assists vs. Wisconsin (Dec. 1, 2004)



Marquette: 92 points vs. Providence (January 31, 2006)

Opponents (Individual and Team)

Points		
Individual	29	Khara Smith, DePaul (Jan. 7, 2006)
Team	71	Rutgers (March 22, 2006)
Field Goals Made		
Individual	11	Khara Smith, DePaul (Jan. 7, 2006)
Team	28	Rutgers (March 22, 2006)
3-Point Field Goals Made		
Individual	4	Three times
Team	8	Twice
Free Throws Made		
Individual	9	Victoria Crawford, Memphis (Feb. 19, 2004)
Team	17	Notre Dame (Dec. 19, 2004)
Rebounds		
Individual	15	Khara Smith, DePaul (Feb. 29, 2004)
Team	45	DePaul (Feb. 29, 2004)
Assists		
Individual	11	Micah Harvey, Cincinnati (Jan. 9, 2004)
Team	19	Nebraska (March 17, 2005)
Steals		
Individual	7	Twice
Team	15	IUPUI (Nov. 21, 2004)
Blocked Shots		
Individual	4	Debbie Merrill, Cincinnati (Jan. 9, 2004)
Team	6	Rice (Dec. 30, 2005)

2006-07 MARQUETTE BASKETBALL



Records by Class

Points

Name	Season	Points
1. Kristen Maskala	1993-94	567
2. Kerri Reaves	1994-95	546
3. Kathy Andrykowski	1979-80	500

Scoring Average

Name	Season	Avg.
1. Kathy Andrykowski	1979-80	20.0
2. Kristen Maskala	1993-94	19.6
3. Julie Sievers	1982-83	17.8

Field Goals Made

Name	Season	FGM
1. Kathy Andrykowski	1979-80	210
2. Kristen Maskala	1993-94	204
3. Becky Kinzer	1983-84	191

Field Goal Percentage (Minimum 100 Attempts)

Name	Season	FGM-FGA	Pct.
1. Lisa Oldenburg	1999-00	183-237	56.0
2. Kerri Christianson	1988-89	122-225	54.2
3. Clare Barnard	1996-97	162-307	52.8

Three-Point Field Goals Made

Name	Season	3PM
1. Lori Goertitz	1994-95	91
2. Kelly Schwerman	2003-04	70
3. Lesley Juedes	2004-05	59

Three-Point Field Goals Attempted

Name	Season	3PA
1. Lori Goertitz	1994-95	274
2. Kelly Schwerman	2003-04	210
3. Courtney Romeiser	1992-93	171

Three-Point Field Goal Percentage (Min. 30 Attempts)

Name	Season	3PM-3PA	Pct.
1. Lesley Juedes	2004-05	59-141	41.8
2. Anita Godlewski	1990-91	25-63	39.7
3. Theresa Wenzel	1990-91	27-72	37.5

Free Throws Made

Name	Season	FTM
1. Kerri Reaves	1994-95	167
2. Clare Barnard	1996-97	153
3. Kristen Maskala	1993-94	116

Free Throw Percentage (Min. 60 Attempts)

Name	Season	FTM-FTA	Pct.
1. Kelly Schwerman	2003-04	71-81	87.7
2. Kristen Maskala	1993-94	116-137	84.7
3. Liz Spurgin	1995-96	61-76	80.3

Rebounds

Name	Season	Reb.
1. Kathy Andrykowski	1979-80	347
2. Christine Kennedy	1994-95	309
3. Mary Spellacy	1980-81	283

Rebounding Average

Name	Season	Avg.
1. Kathy Andrykowski	1979-80	13.9
2. Julie Sievers	1982-83	11.3
Mary Spellacy	1980-81	11.3

Assists

Name	Season	Assists
1. Lori Goertitz	1994-95	222
2. Nicki Taggart	1997-98	215
3. Carolyn Kieger	2005-06	196

Senior Records



Lesley Juedes: 41.8 three-point percentage

Steals

Name	Season	Steals
1. Courtney Romeiser	1992-93	92
2. Kristen Maskala	1993-94	71
3. Kerri Reaves	1994-95	66

Blocks

Name	Season	Blocks
1. Christine Kennedy	1994-95	53
2. Kerri Christianson	1988-89	52
3. Lisa Oldenburg	1999-00	50

Points

Name	Season	Points
1. Julie Sievers	1981-82	582
2. Kristen Maskala	1992-93	543
3. Abbie Willenborg	1998-99	488

Scoring Average

Name	Season	Avg.
1. Julie Sievers	1981-82	20.7
2. Kristen Maskala	1992-93	17.5
3. Clare Barnard	1995-96	17.0

Field Goals Made

Name	Season	FGM
1. Julie Sievers	1981-82	213
2. Kristen Maskala	1992-93	203
3. Abbie Willenborg	1998-99	175

Field Goal Percentage (Min. 100 Attempts)

Name	Season	FGM-FGA	Pct.
1. Heidi Ach	1989-90	124-215	57.7
2. Lisa Oldenburg	1998-99	154-274	56.2
3. Julie Sievers	1981-82	213-385	55.3

Three-Point Field Goals Made

Name	Season	3PM
1. Lori Goertitz	1993-94	68
2. Kelly Schwerman	2003-04	56
3. Kristen Maskala	1992-93	48

Three-Point Field Goals Attempted

Name	Season	3PA
1. Lori Goertitz	1993-94	191
2. Courtney Romeiser	1991-92	162
3. Kristen Maskala	1992-93	160

Three-Point Field Goal Percentage (Min. 30 Attempts)

Name	Season	3PM-3PA	Pct.
1. Kelly Schwerman	2003-04	56-131	42.7
2. Katie O'Grady	2003-04	28-62	37.7
3. Christine Kennedy	1993-94	25-68	36.8

Free Throws Made

Name	Season	FTM
1. Abbie Willenborg	1998-99	127
Clare Barnard	1995-96	127
3. Julie Sievers	1981-82	102

Free Throw Percentage (Min. 60 Attempts)

Name	Season	FTM-FTA	Pct.
1. Beth Ayers	1985-86	69-82	84.1
2. Carolyn Kieger	2004-05	90-110	81.8
3. Nicki Taggart	1996-97	88-108	81.5

Rebounds

Name	Season	Reb.
1. Julie Sievers	1981-82	295
2. Abbie Willenborg	1998-99	288
3. Christine Kennedy	1993-94	286

Rebounding Average

Name	Season	Avg.
1. Julie Sievers	1981-82	10.5
2. Pam Suplicki	1982-83	10.0
3. Abbie Willenborg	1998-99	9.9

Assists

Name	Season	Assists
1. Nicki Taggart	1996-97	206
2. Carolyn Kieger	2004-05	185
3. Lori Goertitz	1993-94	183
Joan Pitrof	1988-89	183

Junior Records



Kelly Schwerman: 42.7 three point percentage

Steals

Name	Season	Steals
1. Courtney Romeiser	1991-92	93
2. Kristen Maskala	1992-93	75
3. Tammy Shain	1990-91	71

Blocks

Name	Season	Blocks
1. Christine Kennedy	1993-94	52
2. Lisa Oldenburg	1998-99	46
3. Bridget Inman	1995-96	39



2006-07 MARQUETTE BASKETBALL

Points

Name	Season	Points
1. Kristen Maskala	1991-92	635
2. Lisa Oldenburg	1997-98	535
3. Abbie Willenborg	1997-98	514

Scoring Average

Name	Season	Avg.
1. Kristen Maskala	1991-92	21.9
2. Kathy Andrykowski	1977-78	20.2
3. Lisa Oldenburg	1997-98	18.4

Field Goals Made

Name	Season	FGM
1. Kristen Maskala	1991-92	242
2. Lisa Oldenburg	1997-98	205
3. Julie Sievers	1980-81	199

Field Goal Percentage (Min. 100 Attempts)

Name	Season	FGM-FGA	Pct.
1. Heidi Ach	1988-89	156-286	54.5
2. Lisa Oldenburg	1997-98	205-377	54.4
3. Two players			52.1

Three-Point Field Goals Made

Name	Season	3PM
1. Kristen Maskala	1991-92	69
2. Katie Alsdurf	2002-03	50
3. Kristi Johnson	1999-2000	43

Three-Point Field Goals Attempted

Name	Season	3FGA
1. Kristen Maskala	1991-92	171
2. Katie Alsdurf	2002-03	148
3. Courtney Romeiser	1990-91	139

Three-Point Field Goal Pct. (Min. 30 Attempts)

Name	Season	3PM-3PA	Pct.
1. Kristen Maskala	1991-92	69-171	40.4
2. Heidi Bowman	1998-99	31-86	36.0
3. Kristi Johnson	1999-00	43-127	33.9

Free Throws Made

Name	Season	FTM
1. Lisa Oldenburg	1997-98	120
2. Christina Quaye	2004-05	120
3. Abbie Willenborg	1997-98	113

Free Throw Percentage (Min. 60 Attempts)

Name	Season	FTM-FTA	Pct.
1. Kelly Schwerman	2001-02	56-65	83.1
2. Lisa Oldenburg	1997-98	120-148	81.1
3. Stephanie Krumrei	1991-92	108-139	77.7

Rebounds

Name	Season	Reb.
1. Julie Sievers	1980-81	325
2. Abbie Willenborg	1997-98	297
3. Kathy Andrykowski	1977-78	273

Rebounding Average

Name	Season	Avg.
1. Kathy Andrykowski	1977-78	14.4
2. Julie Sievers	1980-81	12.0
3. Abbie Willenborg	1997-98	10.2

Assists

Name	Season	Assists
1. Joan Pitrof	1987-88	199
2. Carolyn Kieger	2003-04	188
3. Beth Ayers	1984-85	116

Sophomore Records



Kristen Maskala: 635 points

Steals

Name	Season	Steals
1. Kristen Maskala	1991-92	75
2. Lynn Suplicki	1984-85	72
3. Joan Pitrof	1987-88	64

Blocks

Name	Season	Blocks
1. Kerri Christianson	1986-87	36
2. Lisa Oldenburg	1997-98	35
Two players		35

Points

Name	Season	Points
1. Tammy Shain	1988-89	353
2. Abbie Willenborg	1996-97	349
3. Carolyn Kieger	2002-03	338

Scoring Average

Name	Season	Avg.
1. Kathy Andrykowski	1976-77	19.8
2. Tammy Shain	1988-89	12.6
3. Julie Sievers	1979-80	12.4

Field Goals Made

Name	Season	FGM
1. Tammy Shain	1988-89	154
2. Christine Kennedy	1991-92	138
3. Abbie Willenborg	1996-97	131

Field Goal Percentage (Min. 100 Attempts)

Name	Season	FGM-FGA	Pct.
1. Heidi Ach	1987-88	129-223	57.8
2. Lynn Suplicki	1983-84	100-184	54.3
3. Abbie Willenborg	1996-97	131-268	48.9

Three-Point Field Goals Made

Name	Season	3PM
1. Kristi Johnson	1998-99	50
2. Shari Smith	1995-96	44
3. Krystal Ellis	2005-06	42

Three-Point Field Goals Attempted

Name	Season	3FGA
1. Petra Olsen	1995-96	145
2. Shari Smith	1995-96	144
3. Kristi Johnson	1998-99	141

Three-Point Field Goal Pct. (Min. 30 Attempts)

Name	Season	3PM-3PA	Pct.
1. Carolyn Kieger	2002-03	26-61	42.6
2. Krystal Ellis	2005-06	42-106	39.6
2. Kristi Johnson	1998-99	50-141	35.5

Free Throws Made

Name	Season	FTM
1. Carolyn Kieger	2002-03	98
2. Abbie Willenborg	1996-97	82
3. Krystal Ellis	2005-06	63

Free Throw Percentage (Min. 60 Attempts)

Name	Season	FTM-FTA	Pct.
1. Carolyn Kieger	2002-03	98-112	87.5
2. Kristi Johnson	1998-99	61-76	80.3
3. Joan Pitrof	1986-87	40-51	78.4

Rebounds

Name	Season	Reb.
1. Abbie Willenborg	1996-97	314
2. Christine Kennedy	1991-92	278
3. Julie Sievers	1979-80	261

Rebounding Average

Name	Season	Avg.
1. Kathy Andrykowski	1976-77	16.8
2. Abbie Willenborg	1996-97	10.1
3. Julie Sievers	1979-80	10.0

Assists

Name	Season	Assists
1. Joan Pitrof	1986-87	149
2. Carolyn Kieger	2002-03	125
3. Kristi Johnson	1998-99	107

Freshman Records



Krystal Ellis: 62 steals

Steals

Name	Season	Steals
1. Krystal Ellis	2005-06	62
2. Tammy Shain	1988-89	61
3. Sidnee Majette	1994-95	55

Blocks

Name	Season	Blocks
1. Kerri Christianson	1986-87	36
2. Lisa Oldenburg	1997-98	35
Heidi Ach	1988-89	35



Year-by-Year Results



Tat Shiely

1975-1986
11 years
111-148
42.9 pct.



Marquette went 12-4 in its first season of basketball, 30 seasons ago.

1975-76 (12-4)

Jan. 17	CARTHAGE	L	54-71
Jan. 24	at Wis.-Whitewater	L	30-71
Jan. 27	at MATC	W	39-35
Feb. 3	WIS.-MILWAUKEE	L	38-56
Feb. 4	NOTRE DAME	W	52-47
Feb. 7	MATC	W	76-38
Feb. 10	MT. MARY	W	66-26
Feb. 11	at Lake Forest	W	57-48
Feb. 13	BELOIT	W	61-29
Feb. 21	WIS.-WHITEWATER	L	36-58
Feb. 23	CARDINAL STRITCH	W	73-22
Feb. 25	at Ripon	W	62-48
Feb. 28	at Notre Dame	W	45-41
Mar. 3	CONCORDIA	W	49-17
Mar. 5	ST. NORBERT	W	62-24
Mar. 6	LAKE FOREST	W	60-43

1976-77 (5-14)

Jan. 22	WIS.-LA CROSSE	L	49-106
Jan. 24	at Northwestern	L	51-71
Jan. 27	at Wis.-Whitewater	L	42-61
Jan. 29	at Wis.-Oshkosh	L	32-73
Jan. 31	at Ripon	W	50-34
Feb. 2	at Carroll	L	36-63
Feb. 4	at Wis.-River Falls	L	45-60
Feb. 7	WIS.-OSHKOSH	L	44-62
Feb. 9	CARTHAGE	L	46-70
Feb. 12	WIS.-MILWAUKEE	W	55-50
Feb. 16	RIPON	W	63-26
Feb. 18	at Wis.-Eau Claire	L	38-39
Feb. 19	at Wis.-Stevens Point	L	44-52
Feb. 21	at Wisconsin	L	47-68
Feb. 22	WIS.-WHITEWATER	L	41-42
Feb. 24	at Carthage	L	46-52
Mar. 3	vs Wis.-Oshkosh ¹	L	65-69 ^{OT}
Mar. 4	vs Wis.-Milwaukee ¹	W	59-42
Mar. 5	vs Wisconsin ¹	W	61-60

¹ WWIAC Tournament, Stevens Point, Wis.

1977-78 (12-8)

Jan. 14	CARTHAGE	W	54-48
Jan. 17	at Wis.-La Crosse	L	45-67
Jan. 19	at Carroll	W	42-41
Jan. 21	WIS.-PARKSIDE	W	64-41
Jan. 24	WIS.-WHITEWATER	W	63-50
Jan. 28	WIS.-STEVENS POINT	W	43-39
Jan. 31	NORTHWESTERN	L	47-72
Feb. 3	NOTRE DAME	W	66-41
Feb. 4	ST. FRANCIS (ILL.)	W	55-45
Feb. 7	LAWRENCE	W	69-43
Feb. 11	LEWIS	W	84-57
Feb. 14	WISCONSIN	L	55-71
Feb. 17	WIS.-EAU CLAIRE	W	49-37
Feb. 18	at Wis.-Stevens Point	L	44-64
Feb. 21	at Wis.-Milwaukee	W	61-37
Feb. 23	at DePaul	L	52-62
Feb. 24	WIS.-OSHKOSH	L	60-74
Mar. 2	vs Wis.-Stevens Point ¹	W	78-48
Mar. 3	vs Wis.-La Crosse ¹	L	49-70
Mar. 4	vs Wis.-Oshkosh ¹	L	67-78

¹ WWIAC Tournament, Eau Claire, Wis.

1978-79 (7-12)

Jan. 16	at Wis.-Milwaukee	W	81-60
Jan. 19	WIS.-La CROSSE	L	44-67
Jan. 20	WIS.-PLATTEVILLE	L	58-74
Jan. 23	CARROLL	W	55-53
Jan. 26	at Wis.-Whitewater	L	62-66
Jan. 29	CARTHAGE	L	52-60
Feb. 1	at Wis.-Oshkosh	L	58-96
Feb. 3	at Notre Dame	L	57-60
Feb. 5	at St. Francis (ILL.)	W	60-44
Feb. 11	at Lewis	L	62-64
Feb. 8	at Wis.-Eau Claire	L	46-57
Feb. 13	WIS.-STEVENS POINT	L	48-56
Feb. 17	LOYOLA (ILL.)	W	66-21
Feb. 19	at DePaul	L	49-81
Feb. 22	at Wisconsin	L	47-67
Feb. 24	at Wis.-Parkside	W	62-59
Feb. 26	at Wis.-Oshkosh	L	45-67
Mar. 2	vs Wis.-Milwaukee ¹	W	68-41
Mar. 3	vs Wis.-Eau Claire ¹	W	59-48

¹ WWIAC Tournament, Oshkosh, Wis.

1979-80 (15-11)

Dec. 1	WIS.-PARKSIDE	W	62-29
Dec. 4	WIS.-WHITEWATER	W	70-54
Dec. 6	CARROLL	W	52-46
Dec. 8	WIS.-EAU CLAIRE	W	72-47
Jan. 10	at Northwestern	L	47-82
Jan. 12	CARTHAGE	W	71-54
Jan. 15	at Wis.-Green Bay	L	42-48
Jan. 18	at Wis.-La Crosse ¹	L	52-65
Jan. 19	vs Texas State ¹	W	72-51
Jan. 22	at UIC	L	52-62
Jan. 25	vs Northern Michigan ²	W	71-67
Jan. 26	at Wis.-Stevens Point ²	L	52-58
Jan. 30	at Chicago State	W	73-39
Feb. 2	at Notre Dame	W	67-46
Feb. 5	NORTHERN ILLINOIS	L	63-69
Feb. 7	at Wis.-Parkside	W	50-43
Feb. 9	LEWIS	L	50-52
Feb. 12	WIS.-OSHKOSH	W	79-53
Feb. 14	at Carroll	W	61-39
Feb. 18	at Wis.-Milwaukee	W	58-47
Feb. 19	at Carthage	L	46-47
Feb. 23	WIS.-GREEN BAY	L	55-56
Feb. 25	at Detroit	L	47-65

Feb. 22	vs Carthage ³	L	65-66
Feb. 24	vs Northland ³	W	73-31
Mar. 1	vs Carroll ³	W	57-47

¹ Wis.-La Crosse Tournament

² Wis.-Stevens Point Tournament

³ WWIAC Tournament, Green Bay, Wis.

1980-81 (14-13)

Nov. 25	at Wis.-Eau Claire	W	77-44
Nov. 29	at Northern Illinois	L	75-87
Dec. 1	WIS.-PLATTEVILLE	W	84-68
Dec. 3	at Wis.-Whitewater	L	51-56
Dec. 6	WIS.-PARKSIDE	W	85-54
Jan. 10	NOTRE DAME	W	62-55
Jan. 13	at Carroll	W	67-56
Jan. 17	WIS.-GREEN BAY	L	59-61
Jan. 20	at Wis.-Milwaukee	L	48-54
Jan. 23	at Marycrest	W	56-49
Jan. 24	at Augustana	L	66-73
Jan. 27	at Wis.-Parkside	W	75-67 ^{OT}
Jan. 29	at Carthage	W	71-62
Jan. 30	ST. JOSEPH (IND.)	W	53-42
Feb. 3	WIS.-MILWAUKEE	W	55-42
Feb. 7	WIS.-STEVENS POINT	W	52-51
Feb. 10	CARTHAGE	W	80-53
Feb. 12	UIC	L	63-66 ^{OT}
Feb. 14	CARROLL	W	60-35
Feb. 17	at Lewis	L	59-75
Feb. 19	at Wis.-Green Bay	L	54-67
Feb. 21	at Wis.-Oshkosh	L	69-81
Feb. 23	at DePaul	L	52-76
Feb. 26	ST. NORBERT	L	69-73
Feb. 28	ST. FRANCIS (ILL.)	L	54-55
Mar. 5	at Wis.-Milwaukee ¹	L	59-60
Mar. 6	vs Carthage ¹	W	71-59

¹ WWIAC Tournament, Milwaukee, Wis.

1981-82 (10-21)

Nov. 24	UIC	L	47-64
Nov. 28	NORTHERN ILLINOIS	L	61-75
Dec. 2	WIS.-OSHKOSH	W	67-66
Dec. 4	WIS.-LA CROSSE	L	58-89
Dec. 5	MARYCREST	W	68-57
Dec. 8	at Wis.-Stevens Point	W	63-56
Dec. 11	at Indiana State ¹	L	47-70
Dec. 12	vs UTEP ¹	L	65-82



Lisa Morin was part of the 1979-80 team that was the first MU squad to win 15 games.



2006-07 MARQUETTE BASKETBALL



Becky Kinzer led the 1983-84 team in scoring with 17.1 points per game.

Jan. 8	at St. Catherine 2	W	75-63
Jan. 8	vs Notre Dame 2	L	36-50
Jan. 12	CARTHAGE	W	82-65
Jan. 14	at Wis.-Green Bay	L	71-79
Jan. 19	at Wis.-Milwaukee	L	50-72
Jan. 21	LEWIS	W	78-60
Jan. 23	at Northern Michigan	L	57-69
Jan. 26	at Carroll	W	71-53
Jan. 28	at Wis.-Parkside	L	62-78
Jan. 30	at Notre Dame	L	43-60
Feb. 2	WIS.-WHITEWATER	L	56-64
Feb. 6	WIS.-GREEN BAY	L	69-83
Feb. 9	WIS.-MILWAUKEE	L	57-65
Feb. 12	NORTHERN IOWA	W	72-68
Feb. 13	WIS.-PARKSIDE	W	74-57
Feb. 16	at Loyola (ILL.)	L	45-94
Feb. 18	CARROLL	L	53-55
Feb. 20	at St. Francis (ILL.)	L	66-73
Feb. 23	at Wis.-Platteville	L	58-71
Feb. 25	at Carthage	L	58-69
Mar. 4	vs NORTHLAND 3	W	61-47
Mar. 5	vs WIS.-GREEN BAY 3	L	55-80
Mar. 6	vs CARTHAGE 3	L	63-73

1 Indiana State Tournament
2 St. Catherine Tournament
3 WWIAC Tournament, Milwaukee, Wis.

1982-83 (6-18)			
Nov. 23	UIC	L	61-76
Dec. 1	at Wis.-Whitewater	L	58-89
Dec. 8	at Northern Illinois	L	53-103
Dec. 10	vs Lake Superior State 1	W	91-71
Dec. 11	at Wis.-Stevens Point 1	L	65-76
Dec. 11	vs Michigan Tech 1	L	75-83
Jan. 12	at Lewis	L	76-80
Jan. 14	at Marycrest	W	65-54
Jan. 15	at Northern Iowa	L	45-76
Jan. 18	at Wis.-Oshkosh	L	53-71
Jan. 23	at Wis.-Green Bay	L	78-92
Jan. 25	at Wis.-Parkside	W	71-52
Jan. 28	at Bradley	W	83-65
Feb. 2	WIS.-MILWAUKEE	L	63-85
Feb. 5	at Dayton	L	47-81
Feb. 10	Wis.-PARKSIDE	L	69-77
Feb. 12	ST. FRANCIS (ILL.)	L	79-97
Feb. 15	at Wis.-Milwaukee	L	58-68
Feb. 18	at Carroll	L	68-76
Feb. 22	CARTHAGE	W	104-71
Feb. 25	NOTRE DAME	L	50-74
Feb. 26	WIS.-GREEN BAY	L	87-93

Mar. 2	vs Wis.-Eau Claire 2	W	95-63
Mar. 4	at Wis.-Milwaukee 2	L	79-83

1 Wis.-Stevens Point Tournament
2 NAIA District 14 Tournament, Milwaukee, Wis.

1983-84 (14-13)			
Nov. 22	at Notre Dame	L	63-96
Nov. 28	CONCORDIA	W	98-44
Nov. 30	at Carthage	W	73-58
Dec. 3	LORAS	W	72-65
Dec. 6	WIS.-OSHKOSH	L	76-82
Dec. 9	vs Minnesota-Duluth 1	W	79-73
Dec. 10	vs Michigan Tech 1	W	72-56
Dec. 10	at Wis.-Stevens Point 1	L	73-75
Jan. 10	WIS.-MILWAUKEE	L	73-83
Jan. 12	NAT'L COLL. OF EDU.	W	97-83
Jan. 17	WIS.-WHITEWATER	W	65-60
Jan. 20	WIS.-RIVER FALLS	L	61-72
Jan. 21	WIS.-PLATTEVILLE	W	70-61
Jan. 24	at Wis.-Parkside	L	63-68
Jan. 26	at Wis.-La Crosse	L	65-78
Jan. 28	at St. Francis (ILL.)	L	62-75
Jan. 31	at Wis.-Green Bay	L	69-77
Feb. 3	at Wis.-Milwaukee	L	68-76
Feb. 4	CARROLL	W	79-69
Feb. 7	at Wis.-Whitewater	L	58-74
Feb. 9	LEWIS	W	66-62
Feb. 11	WIS.-EAU CLAIRE	W	84-63
Feb. 14	at Wis.-Platteville	W	74-48
Feb. 16	MARYCREST	W	89-53
Feb. 18	DAYTON	L	62-80
Feb. 23	vs Concordia 2	W	81-39
Feb. 24	vs Wis.-Milwaukee 2	L	56-75

1 Wis.-Stevens Point Tournament
2 NAIA District 14 Tournament, Green Bay, Wis.

1984-85 (11-14)			
Nov. 19	at Loras	L	55-58
Nov. 28	CARTHAGE	W	71-63
Dec. 1	MT. MARY	W	91-35
Dec. 4	at Wis.-Oshkosh	L	56-62
Dec. 7	vs Minn.-Duluth 1	W	54-49
Dec. 8	at Wis.-Stevens Point 1	W	64-48
Jan. 5	at Dayton	L	39-77
Jan. 10	WIS.-GREEN BAY	L	74-77
Jan. 12	WIS.-PARKSIDE	W	67-48
Jan. 15	at Wis.-Milwaukee	L	58-61
Jan. 16	at Wis.-Platteville	L	58-67
Jan. 19	WIS.-STEVENS POINT	W	71-61



Patty Baker scored 11.3 points per game in 1986-87, the first season under Sr. Maria Pares.

Jan. 22	at Wis.-Whitewater	W	55-52
Jan. 25	at Wis.-Stout	W	69-50
Jan. 26	at Wis.-Superior	L	63-66
Jan. 24	at Carroll	L	70-77
Feb. 2	at Xavier	L	82-94
Feb. 5	LOYOLA (ILL.)	L	48-81
Feb. 8	WIS.-PLATTEVILLE	W	70-56
Feb. 9	WIS.-La CROSSE	L	72-89
Feb. 14	WIS.-WHITEWATER	L	49-57
Feb. 16	ST. FRANCIS (ILL.)	W	89-76
Feb. 20	WIS.-MILWAUKEE	L	67-71
Feb. 27	vs Concordia 2	W	85-47
Mar. 1	vs Wis.-Green Bay 2	L	73-79

1 Wis.-Stevens Point Classic
2 NAIA District 14 Tournament, Milwaukee, Wis.

1985-86 (5-20)			
Nov. 26	LORAS	L	56-60
Nov. 29	at Bradley 1	L	56-73
Nov. 30	vs Arizona 1	L	58-82
Dec. 4	at Carthage	W	65-45
Dec. 7	WESTERN ILLINOIS	W	66-63
Dec. 8	ALABAMA	L	40-66
Dec. 13	NOTRE DAME	L	46-90
Dec. 14	SAGINAW VALLEY STATE	L	55-63
Jan. 4	at Stetson	L	59-73
Jan. 6	vs Wake Forest 2	L	45-92
Jan. 9	at Butler	L	61-62
Jan. 11	CREIGHTON	L	56-75
Jan. 13	at Notre Dame	L	42-75
Jan. 15	WIS.-GREEN BAY	L	54-72
Jan. 19	at Detroit	L	47-78
Jan. 25	at Creighton	L	53-84
Jan. 29	at Loyola (ILL.)	L	66-82
Feb. 5	CARROLL	L	67-77
Feb. 11	WIS.-MILWAUKEE	L	57-73
Feb. 15	WIS.-STEVENS POINT	W	68-66
Feb. 19	at Wis.-Green Bay	L	55-60
Feb. 22	VALPARAISO	W	73-70
Feb. 24	at UIC	L	68-76
Feb. 26	DePAUL	L	45-82
Mar. 1	XAVIER (OHIO)	W	61-55

1 Lady Brave Classic, Peoria, ILL.
2 DeLand, Fla.



Sr. Maria Pares

1986-1990
Four years
42-69
37.8 pct.

1986-87 (9-18)			
Dec. 2	at Chicago State	W	66-59
Dec. 4	BRADLEY	L	74-85
Dec. 6	DETROIT	L	48-74
Dec. 13	LORAS	L	55-57
Dec. 18	at Eastern Illinois	L	57-93
Dec. 20	at Creighton	L	49-72
Dec. 22	LOYOLA (ILL.)	L	71-76
Jan. 3	at Evansville	L	67-78
Jan. 5	GEORGIA STATE	L	76-77 ^{OT}
Jan. 7	CREIGHTON	L	60-77
Jan. 9	vs Utica 1	W	73-59
Jan. 10	at Canisius 1	W	61-60
Jan. 14	UIC	W	89-77
Jan. 17	NORTHERN ILLINOIS	W	85-75
Jan. 21	at Wis.-Green Bay	L	59-68
Jan. 24	at Dayton*	L	55-60
Jan. 31	at Notre Dame*	L	60-95
Feb. 3	at Wis.-Milwaukee	L	60-70



Feb. 7	WIS.-GREEN BAY	W	76-69
Feb. 10	DE PAUL*	L	42-60
Feb. 14	CHICAGO STATE	W	75-34
Feb. 16	DAYTON*	L	53-68
Feb. 19	at Northern Illinois	L	60-85
Feb. 21	at Valparaiso	W	67-53
Feb. 25	NORTHERN IOWA	W	78-64
Feb. 28	NOTRE DAME*	L	53-77
Mar. 6	at DePaul*	L	66-87

¹ Lady Griff Invitational, Buffalo, N.Y.
* North Star Conference games

1987-88 (9-19)			
Dec. 1	CHICAGO STATE	W	78-43
Dec. 4	at Indiana ¹	L	47-79
Dec. 5	vs Central Michigan ¹	L	52-57
Dec. 7	at Bradley	L	77-98
Dec. 12	LORAS	W	68-51
Dec. 21	at Cleveland State	W	65-57
Dec. 30	at Central Florida ²	L	75-77
Dec. 31	vs Canisius ²	W	85-67
Jan. 2	vs Holy Cross ²	L	76-97
Jan. 6	UIC	W	100-68
Jan. 9	EVANSVILLE	L	67-77
Jan. 12	at Chicago State	W	67-43
Jan. 16	VALPARAISO*	W	64-61
Jan. 18	at Northern Illinois*	L	67-88
Jan. 21	at Xavier (Ohio)	L	55-61
Jan. 23	at Dayton*	L	58-66
Jan. 26	at Notre Dame*	L	51-88
Jan. 28	WIS.-GREEN BAY	L	54-82
Jan. 30	at Valparaiso*	W	79-75
Feb. 3	WIS.-MILWAUKEE	L	53-62
Feb. 6	at Loyola (ILL.)	L	57-70
Feb. 10	DePAUL*	L	59-87
Feb. 13	NORTHERN ILLINOIS*	L	67-69
Feb. 15	at Wis.-Green Bay	L	51-73
Feb. 20	NOTRE DAME*	L	69-79
Feb. 24	at UIC	W	72-63
Feb. 27	DAYTON*	L	57-69
Mar. 3	at DePaul*	L	49-77

¹ Indiana Coca-Cola Classic
² Central Florida Holiday Tourney
* North Star Conference games

1988-89 (13-15)			
Dec. 1	at Wisconsin	L	66-78
Dec. 3	WESTERN ILLINOIS	W	79-73
Dec. 7	at Notre Dame*	L	66-70
Dec. 10	XAVIER (OHIO)	W	78-71
Dec. 17	BRADLEY	L	78-83
Dec. 19	at Northern Iowa	L	61-68
Dec. 21	LOYOLA (ILL.)	W	73-72
Dec. 29	vs Texas Tech ¹	L	42-91
Dec. 30	vs UMKC ¹	W	77-60
Jan. 7	IOWA STATE	L	58-69
Jan. 9	CHICAGO STATE	W	79-60
Jan. 14	WIS.-GREEN BAY*	L	56-67
Jan. 19	AKRON*	W	74-72
Jan. 21	CLEVELAND STATE*	W	64-45
Jan. 26	at DePaul*	L	75-88
Jan. 28	at UIC*	W	54-49
Feb. 2	VALPARAISO*	W	70-57
Feb. 4	NORTHERN ILLINOIS*	L	62-93
Feb. 7	at Chicago State	W	81-56
Feb. 9	at Wis.-Green Bay*	L	55-64
Feb. 11	DePAUL*	L	76-92
Feb. 16	at Akron*	L	69-80
Feb. 18	at Cleveland State*	W	79-68
Feb. 23	UIC*	W	79-71
Feb. 28	at Northern Illinois*	L	89-109
Mar. 2	at Dayton	L	72-92
Mar. 3	at Valparaiso*	W	81-72
Mar. 9	vs Akron ²	L	60-73

¹ BYU Cougar Holiday Classic
² North Star Conference Tournament, Chicago, Ill.
* North Star Conference games

1989-90 (11-17)			
Nov. 24	WICHITA STATE ¹	L	64-69
Nov. 26	MIAMI (OHIO) ¹	W	74-63
Nov. 29	at Wis.-Green Bay	L	64-70
Dec. 2	at Kentucky	L	68-96
Dec. 7	at Western Illinois	L	78-84
Dec. 9	NOTRE DAME*	L	67-87
Dec. 29	at St. Peter's ²	L	49-73
Dec. 30	vs Ball State ²	L	78-89
Jan. 6	at Iowa State	L	68-80
Jan. 11	at Dayton*	W	74-70
Jan. 13	at Xavier (Ohio)*	W	74-66
Jan. 16	at Wisconsin	L	79-90
Jan. 18	at Notre Dame*	L	64-81
Jan. 20	LOYOLA (ILL.)*	L	79-91
Jan. 27	SAINT LOUIS*	W	77-62
Feb. 1	at Detroit*	L	80-90
Feb. 3	at Butler*	L	55-83
Feb. 8	DAYTON*	W	66-58
Feb. 10	XAVIER (OHIO)*	W	80-70
Feb. 15	at Loyola (ILL.)*	W	75-73
Feb. 17	at UIC	W	71-67
Feb. 20	at DePaul	L	63-73
Feb. 22	at Evansville*	L	73-78
Feb. 24	at Saint Louis*	W	87-75
Feb. 26	EVANSVILLE*	W	60-57
Mar. 1	DETROIT*	W	99-79
Mar. 3	BUTLER*	L	64-72
Mar. 9	vs Butler ³	L	87-88 ^{OT}

¹ Warrior Tip Off, Milwaukee, Wis.
² St. Peter's Tournament, Jersey City, N.J.
³ Midwestern Collegiate Conference Tournament, Dayton, Ohio
* Midwestern Collegiate Conference game



Jim Jabir

1990-1996
Six years
94-81
53.7 pct.

1990-91 (7-20)			
Nov. 23	AUSTIN PEAY ¹	W	73-67
Nov. 24	FLORIDA ¹	L	70-99
Nov. 26	at Minnesota	L	65-80
Dec. 1	at Florida State ²	L	75-110
Dec. 2	vs Alabama State ²	W	95-62
Dec. 6	at Wis.-Milwaukee	L	66-75
Dec. 19	KENTUCKY	L	60-86
Dec. 21	at Notre Dame*	L	56-109
Jan. 2	NORTHWESTERN (11)	L	71-103
Jan. 5	YALE	W	95-79
Jan. 10	DAYTON*	L	64-70
Jan. 12	XAVIER (OHIO)*	L	59-75
Jan. 17	at Loyola (ILL.)*	L	74-92
Jan. 19	NOTRE DAME* (22)	L	73-91
Jan. 21	WIS.-GREEN BAY	L	67-78
Jan. 24	at Evansville*	L	77-96
Jan. 26	at Saint Louis	W	89-82
Jan. 28	DePAUL	W	101-92
Jan. 31	DETROIT*	L	77-91
Feb. 2	BUTLER*	W	83-79
Feb. 7	at Dayton*	L	69-89
Feb. 9	at Xavier (Ohio)*	L	62-81
Feb. 16	LOYOLA (ILL.)*	L	69-89
Feb. 21	EVANSVILLE*	L	68-83
Feb. 23	SAINT LOUIS*	W	80-67
Feb. 28	at Detroit*	L	68-80
Mar. 2	at Butler*	L	69-83

¹ WarriorFest, Milwaukee, Wis.
² Tallahassee Hilton Classic, Tallahassee, Fla.
* Midwestern Collegiate Conference games



Stephanie Krumrei helped lead Marquette to the WNIT in 1992-93.

1991-92 (16-13)			
Nov. 22	STETSON ¹	W	108-64
Nov. 23	BYU ¹	L	96-108
Nov. 27	at Notre Dame	L	68-83
Nov. 29	at Akron	W	112-66
Dec. 3	at Northwestern (17)	L	74-93
Dec. 19	at Indiana	L	76-90
Dec. 21	MINNESOTA	L	100-105
Dec. 27	vs Monmouth ²	W	101-56
Dec. 28	at La Salle ²	L	88-106
Dec. 29	vs Boston University ²	W	107-86
Jan. 4	at Wis.-Green Bay	L	70-92
Jan. 7	DePAUL*	W	61-52
Jan. 11	at Memphis*	W	89-84
Jan. 15	at Valparaiso	W	115-103
Jan. 25	at Cincinnati*	W	101-100 ^{OT}
Jan. 27	at Dayton	W	90-79
Jan. 30	UAB*	W	84-82
Feb. 1	at Saint Louis*	W	85-65
Feb. 4	WIS.-MILWAUKEE	W	90-74
Feb. 6	MEMPHIS*	W	102-88
Feb. 8	at UAB*	L	61-87
Feb. 15	SAINT LOUIS*	W	83-51
Feb. 22	CINCINNATI*	L	101-109 ^{OT}
Feb. 28	vs New Orleans ³	L	85-87
Feb. 29	vs Sacramento State ³	L	56-94
Mar. 1	vs SE Louisiana ³	W	104-67
Mar. 5	at DePaul*	L	75-79
Mar. 12	vs Saint Louis ⁴	W	77-60
Mar. 13	vs DePaul ⁴	L	75-85

¹ WarriorFest, Milwaukee, Wis.
² La Salle Tournament, Philadelphia, Pa.
³ Northern Lights Tournament, Anchorage, Alaska
⁴ Great Midwest Conference Tournament, Chicago, Ill.
* Great Midwest Conference games

1992-93 (22-9)			
NWIT Participants			
Dec. 1	NOTRE DAME	W	66-62
Dec. 4	vs James Madison ¹	W	92-79
Dec. 5	at Arizona State ¹	L	72-119
Dec. 11	at Illinois State	L	68-94
Dec. 20	vs Bowling Green ² (ILL.)	L	103-105 ^{OT}
Dec. 21	vs Eastern Washington ²	W	64-58
Dec. 28	at Syracuse	L	74-86 ^{OT}
Dec. 30	at Canisius	W	90-68
Dec. 31	at Buffalo	W	100-65
Jan. 5	at Minnesota	W	89-87
Jan. 9	MEMPHIS*	W	97-84
Jan. 14	WIS.-MILWAUKEE	W	73-60



2006-07 MARQUETTE BASKETBALL

Jan. 16	at	DePaul* (16)	W	82-76
Jan. 18		BALL STATE	W	75-51
Jan. 23		CINCINNATI*	W	109-83
Jan. 25		WIS.-GREEN BAY	L	69-72
Jan. 28	at	UAB*	W	86-72
Jan. 30		SAINT LOUIS*	W	79-51
Feb. 3	at	Missouri	L	64-77
Feb. 6		UAB*	W	81-70
Feb. 11	at	Memphis*	W	100-76
Feb. 13	at	Saint Louis*	W	77-58
Feb. 16		NORTHEASTERN ILL.	W	93-73
Feb. 20	at	Cincinnati*	W	85-76
Feb. 22	at	Wis.-Milwaukee	W	76-70
Mar. 4		DePAUL* (24)	W	67-65
Mar. 12	at	Memphis ³	W	90-78
Mar. 13	vs	DePaul ³	L	53-70
Mar. 25	vs	Northwestern State ⁴	W	77-74
Mar. 26	vs	Arkansas State ⁴	L	65-80
Mar. 27	vs	Florida International ⁴	L	87-93

1 Arizona State/Dial Soap Classic, Tempe, Ariz.
 2 Boilermaker Classic, West Lafayette, Ind.
 3 Great Midwest Conference Tournament, Memphis, Tenn.
 4 National Women's Invitational Tournament, Amarillo, Texas
 * Great Midwest Conference games

Jan. 27		MEMPHIS*	L	65-67
Jan. 29		UAB*	W	88-75
Feb. 1		NOTRE DAME	L	66-87
Feb. 3	at	Cincinnati*	W	77-70
Feb. 5	at	Dayton*	W	82-75
Feb. 9	at	Wisconsin (25)	L	66-88
Feb. 12	at	Saint Louis*	W	85-73
Feb. 17	at	Memphis*	W	87-84
Feb. 19	at	UAB*	L	69-78
Feb. 24		DAYTON*	W	78-67
Feb. 26		CINCINNATI*	W	71-59
Mar. 4		DePAUL*	W	94-81
Mar. 9		DAYTON ⁴	W	77-66
Mar. 10		DePAUL ⁴	W	93-88
Mar. 11		MEMPHIS ⁴	W	102-99
Mar. 17	vs	North Carolina State ⁵ (24)	L	62-77

1 Preseason NIT, Springfield, Mo.
 2 Prairie Light's Hawkeye Classic, Iowa City, Iowa
 3 Junkanoo Shootout, Nassau, Bahamas
 4 Great Midwest Conference Tournament, Milwaukee, Wis.
 5 NCAA Tournament First Round, State College, Pa.
 * Great Midwest Conference games



Kristen Maskala led the team in scoring on the NCAA Tournament team in 1993-94.

1993-94 (22-7)

NCAA Participants				
Nov. 27		MINNESOTA	W	87-68
Dec. 1	at	Notre Dame	L	76-90
Dec. 4	at	Wis.-Green Bay	W	74-67
Dec. 8		GEORGIA (21)	W	88-72
Dec. 11	at	Southwest Mo. State (17)	L	52-88
Dec. 18	at	Michigan	W	83-70
Dec. 21	at	Ball State	W	97-41
Dec. 27		SYRACUSE	W	101-85
Dec. 29		ILLINOIS STATE	W	77-66
Jan. 5	at	Texas	L	86-98
Jan. 8	at	Memphis*	W	82-78
Jan. 11		CANISIUS	W	82-66
Jan. 15		DePAUL*	W	74-57
Jan. 17	at	Wis.-Milwaukee	W	85-77
Jan. 21	at	Cincinnati*	W	90-71
Jan. 23	at	Dayton*	W	76-68
Jan. 26	at	Saint Louis*	W	94-87
Jan. 29		UAB*	L	89-94
Feb. 3		MEMPHIS*	W	84-80
Feb. 5	at	UAB*	L	77-89
Feb. 12		SAINT LOUIS*	W	84-66
Feb. 14	at	Northeastern Illinois	W	78-77
Feb. 19		CINCINNATI*	W	80-64
Feb. 21		BUFFALO	W	80-51
Mar. 3	at	DePaul*	W	86-84
Mar. 5		DAYTON*	W	103-64
Mar. 10	vs	Saint Louis ¹	W	88-58
Mar. 11	vs	Memphis ¹	L	90-103
Mar. 16	at	Colorado ² (5)	L	74-77

1 Great Midwest Conference Tournament, Cincinnati, Ohio
 2 NCAA Tournament First Round, Boulder, Colo.
 * Great Midwest Conference games

1994-95 (19-12)

NCAA Participants				
Nov. 25	at	Southwest Mo. State ¹	L	87-91 ^{OT}
Nov. 26	vs	USC ² (23)	L	76-87
Nov. 27	vs	James Madison ²	W	81-65
Nov. 29		LOYOLA (ILL.)	W	92-58
Dec. 3		SOUTHWEST MO. ST.	W	64-51
Dec. 7	at	Bradley	W	80-73
Dec. 20		NORTHWESTERN	W	92-80
Dec. 22	at	Minnesota	L	78-86
Dec. 29	vs	Montana State ³	L	68-71
Dec. 30	vs	Louisiana Tech ³ (3)	L	73-92
Jan. 4		WIS.-GREEN BAY	W	89-63
Jan. 11	at	Georgia (8)	L	60-104
Jan. 14	at	DePaul*	L	87-96
Jan. 16		WIS.-MILWAUKEE	W	86-46
Jan. 22		SAINT LOUIS*	W	113-73

1995-96 (8-20)

Nov. 26		MICHIGAN	L	60-65
Dec. 1	vs	Eastern Kentucky ¹	L	70-72
Dec. 2	vs	Boise State 1	L	73-81
Dec. 5	at	Wis.-Green Bay	L	51-73
Dec. 8	at	Notre Dame	L	62-84
Dec. 18		BRADLEY	W	71-59
Dec. 20		MINNESOTA	L	73-80
Dec. 22		SAINT LOUIS*	W	79-60
Dec. 31		NEW MEXICO	L	71-73
Jan. 3	at	Northwestern (23)	L	49-70
Jan. 5		CINCINNATI*	W	52-50
Jan. 9		WISCONSIN (17)	L	63-87
Jan. 15		DePAUL*	L	60-87
Jan. 19		MEMPHIS*	L	53-78
Jan. 21		LOUISVILLE*	L	40-67
Jan. 26	at	Charlotte*	L	44-53
Jan. 30	at	Wis.-Milwaukee	L	66-73
Feb. 2	at	USF*	W	68-66
Feb. 6	at	Loyola (Ill.)	W	88-58
Feb. 9	at	Tulane*	L	51-63
Feb. 11		SOUTHERN MISS. *	L	60-80
Feb. 16	at	Saint Louis*	W	79-68
Feb. 18	at	Cincinnati*	W	85-75
Feb. 20	at	UAB*	L	57-73
Feb. 23		CHARLOTTE*	L	78-89 ^{OT}
Feb. 25	at	DePaul*	L	53-96
Feb. 29	vs	USF ²	W	80-59
Mar. 1	vs	Southern Miss ²	L	58-88

1 IU Full-O-Pep Classic, Bloomington, Ind.
 2 Conference USA Tournament, Birmingham, Ala.
 * Conference USA games



Terri Mitchell

1996-present
10 years
191-109
63.7 pct.

1996-97 (21-10)

NCAA Participants				
Nov. 23	vs	Tennessee ¹ (3)	L	68-83
Nov. 24	vs	Canisius ¹	W	108-93
Nov. 27		NORTHWESTERN	L	82-91
Nov. 29	vs	Grambling State ²	L	61-62
Nov. 30	vs	Nicholls State ²	W	76-60
Dec. 3		WIS.-MILWAUKEE	W	79-58

Dec. 6	at	Minnesota	W	75-62
Dec. 19	at	Saint Mary's	W	69-64
Dec. 21	at	San Francisco	L	59-68
Dec. 28		WIS.-GREEN BAY	W	52-44
Dec. 31		LOYOLA (ILL.)	W	86-43
Jan. 2	at	Dayton	W	73-62
Jan. 5		DePAUL* (24)	W	66-59
Jan. 10	at	Cincinnati*	W	69-62
Jan. 13	at	Saint Louis*	W	86-71
Jan. 17	at	DePaul* (25)	L	83-89
Jan. 24	at	Memphis*	L	61-77
Jan. 26	at	Louisville*	L	64-74
Jan. 31		CHARLOTTE*	W	72-60
Feb. 2		HOUSTON*	W	88-81
Feb. 7		UAB*	W	68-50
Feb. 9		USF*	W	86-62
Feb. 14	at	Tulane* (25)	L	70-76
Feb. 16	at	Southern Miss *	W	77-71
Feb. 20		SAINT LOUIS*	W	72-54
Feb. 23		CINCINNATI*	W	67-56
Mar. 1	vs	DePaul ³	W	80-65
Mar. 2	vs	Memphis ³	W	83-77
Mar. 3	vs	Tulane ³	L	53-76
Mar. 15	vs	Clemson ⁴ (21)	W	70-66
Mar. 17	at	LSU ⁴ (9)	L	58-71

1 Howard Bank Classic, Burlington, Vt.
 2 Wildcat Classic, Manhattan, Kan.
 3 Conference USA Tournament, Chicago, Ill.
 4 NCAA Tournament, Baton Rouge, La.
 *Conference USA game

1997-98 (22-7)

NCAA Participants				
Nov. 18	at	Wis.-Milwaukee	W	64-55
Nov. 21	at	Wis.-Green Bay	L	50-67
Nov. 23	at	Northwestern	W	81-70
Nov. 29	at	Arizona State	W	69-50
Dec. 2		MINNESOTA	W	67-57
Dec. 7	at	Illinois (6)	L	86-99
Dec. 14		ST. MARY'S	W	69-55
Dec. 19		DAYTON	W	71-50
Dec. 21		KANSAS STATE	W	81-66
Dec. 28		DePAUL*	W	63-62
Dec. 31		SAN FRANCISCO	W	72-64 ^{OT}
Jan. 2	at	Cincinnati*	W	83-75
Jan. 4	at	Louisville*	W	79-59
Jan. 9		SAINT LOUIS*	W	75-58
Jan. 11		CHARLOTTE*	W	73-63
Jan. 17	at	Southern Miss	W	66-54
Jan. 20		TULANE*	W	77-58



2006-07 MARQUETTE BASKETBALL

Jan. 23	USF*	W	78-54
Jan. 25	HOUSTON*	W	80-52
Jan. 30	at Memphis*	L	75-90
Feb. 1	at UAB*	W	69-60
Feb. 6	CINCINNATI*	L	64-68
Feb. 8	LOUISVILLE*	L	74-79
Feb. 13	at Charlotte*	W	75-68
Feb. 16	at Saint Louis*	W	90-37
Feb. 22	at DePaul*	W	75-60
Feb. 28	vs Charlotte ¹	W	76-74
Mar. 1	at Louisville ¹	L	66-77
Mar. 13	vs Florida International ² (12) L		45-59

1 Conference USA Tournament, Louisville, Ky.
 2 NCAA Tournament, Chapel Hill, N.C.
 * Conference USA games

1998-99 (21-8)

C-USA Regular Season Champs NCAA Participants

Nov. 13	at Loyola (ILL.)	W	74-40
Nov. 16	DRAKE	L	71-85
Nov. 21	at George Mason	W	61-46
Nov. 24	WIS.-GREEN BAY	W	79-67
Nov. 28	vs Florida ¹ (13)	W	77-61
Nov. 29	at Duke ¹ (20)	L	60-91
Dec. 3	at Wisconsin	W	81-73
Dec. 6	at Dayton	W	68-59
Dec. 13	ILLINOIS	W	81-68
Dec. 20	at DePaul*	L	76-83
Jan. 1	CINCINNATI*	L	58-61
Jan. 3	LOUISVILLE*	W	87-71
Jan. 8	at Charlotte*	W	71-49
Jan. 10	at Saint Louis*	W	65-54
Jan. 14	at Tulane*	L	73-86
Jan. 17	SOUTHERN MISS*	W	63-52
Jan. 21	at Houston*	W	90-64
Jan. 23	at USF*	W	74-69
Jan. 29	UAB*	W	61-48
Jan. 31	MEMPHIS*	W	69-51
Feb. 6	at Cincinnati*	L	56-65
Feb. 8	at Louisville*	W	70-65
Feb. 12	SAINT LOUIS*	W	62-30
Feb. 14	CHARLOTTE*	W	73-40
Feb. 17	WIS.-MILWAUKEE*	W	74-48
Feb. 21	DePAUL*	W	85-69
Feb. 27	vs Memphis ²	W	74-69
Feb. 28	vs Cincinnati ²	L	68-77 ^{OT}
Mar. 13	vs Kansas ³	L	58-64

1 Ronald McDonald Classic, Durham, N.C.
 2 Conference USA Tournament, New Orleans, La.



Abbie Willenborg was one of four MU players to play in four NCAA Tournaments.

3 NCAA Tournament, West Lafayette, Ind.
 * Conference USA games

1999-2000 (22-7)

C-USA Regular Season Champs NCAA Participants


Nov. 19	IOWA	W	69-64
Nov. 22	at Drake	L	55-76
Nov. 26	vs Pacific ¹	W	86-81 ^{OT}
Nov. 27	at Oregon State ¹	W	69-56
Dec. 1	at Wis.-Milwaukee	W	70-51
Dec. 4	DAYTON	W	67-60 ^{OT}
Dec. 6	BYU	W	74-71
Dec. 8	WISCONSIN (22)	W	69-65
Dec. 11	at Syracuse	L	67-75
Dec. 18	ARKANSAS STATE	W	65-62
Dec. 30	DePAUL*	W	59-36
Jan. 2	at Notre Dame (10)	L	60-75
Jan. 7	LOUISVILLE*	W	67-57
Jan. 9	CINCINNATI*	W	79-62
Jan. 14	at Saint Louis*	W	64-50
Jan. 16	at Charlotte*	W	62-59
Jan. 20	UAB*	W	72-69 ^{OT}
Jan. 23	at Memphis*	L	68-80
Jan. 28	USF*	W	82-41
Jan. 30	HOUSTON*	W	66-38
Feb. 3	at Southern Miss*	W	95-86
Feb. 5	at Tulane* (21)	W	81-62
Feb. 11	at Cincinnati*	W	71-58
Feb. 13	at Louisville*	W	60-49
Feb. 18	CHARLOTTE*	W	65-40
Feb. 20	SAINT LOUIS*	W	82-70
Feb. 26	at DePaul*	L	71-89
Mar. 4	vs UAB ²	L	61-71
Mar. 18	vs Western Kentucky ³	L	65-68

1 OSU Classic, Corvallis, Ore.
 2 Conference USA Tournament, Louisville, Ky.
 3 NCAA Tournament, Durham, N.C.
 * Conference USA games

2000-01 (13-16)

Nov. 17	at Iowa	L	57-70
Nov. 21	WIS.-MILWAUKEE	W	59-43
Nov. 24	vs Northern Iowa ¹	L	62-69
Nov. 25	vs Southern Utah ¹	W	58-52
Nov. 28	SYRACUSE	W	65-59
Dec. 2	OREGON STATE	L	50-64
Dec. 5	at Dayton	L	57-62
Dec. 10	MICHIGAN	W	67-58
Dec. 19	at Brigham Young	L	44-58
Dec. 21	NOTRE DAME (3)	L	56-75
Dec. 30	at DePaul*	L	65-70
Jan. 2	Colorado State	L	82-83 ^{OT}
Jan. 5	at UAB*	L	55-64
Jan. 8	MEMPHIS*	W	69-60
Jan. 12	CINCINNATI*	W	54-45
Jan. 14	LOUISVILLE*	L	61-76
Jan. 21	DePAUL*	W	53-48
Jan. 26	at Charlotte*	W	57-55
Jan. 28	at Saint Louis*	W	56-50
Feb. 2	TULANE*	L	66-78
Feb. 4	SOUTHERN MISS*	L	52-57
Feb. 8	at Louisville*	L	74-79 ^{OT}
Feb. 11	at Cincinnati*	L	61-63
Feb. 16	at Houston*	L	52-71
Feb. 18	at USF*	W	64-55
Feb. 23	SAINT LOUIS*	W	67-31
Feb. 25	CHARLOTTE*	W	46-35
Mar. 2	CHARLOTTE ²	W	76-65
Mar. 3	TULANE ²	L	58-59

1 St. Mary's Thanksgiving Classic, Moraga, Calif.
 2 Conference USA Tournament, Milwaukee, Wis.
 * Conference USA games.



Lisa Oldenburg led Marquette to an NCAA Tournament win in 1997.

2001-02 (14-14)

Nov. 17	IOWA STATE (7)	L	50-68
Nov. 20	vs Iowa ¹	L	54-69
Nov. 21	vs Alaska Anchorage ¹	W	88-50
Nov. 27	at Wis.-Milwaukee	W	67-65 ^{OT}
Nov. 29	at Michigan (16)	L	49-65
Dec. 2	vs Michigan State ²	L	63-65
Dec. 5	WISCONSIN (19)	L	55-56
Dec. 8	LA SALLE	W	63-54
Dec. 16	DAYTON	W	91-63
Dec. 19	at Arkansas State	W	63-60
Dec. 22	at Notre Dame	L	33-60
Dec. 30	ST. MARY'S (CALIF.)	W	62-58
Jan. 2	at Colorado State (20)	W	56-52
Jan. 6	DePAUL*	L	60-64
Jan. 11	at USF*	W	70-54
Jan. 13	at UAB*	W	65-42
Jan. 18	SAINT LOUIS*	W	65-50
Jan. 20	MEMPHIS*	W	77-61
Jan. 25	SOUTHERN MISS*	W	68-59
Jan. 27	TULANE*	W	65-44
Feb. 3	at DePaul*	L	66-56
Feb. 8	at Charlotte*	L	44-62



Kelly Schwerman led Marquette to an NCAA Second Round appearance in 2004-05.





2006-07 MARQUETTE BASKETBALL

Feb. 10	at East Carolina *	W	78-70 ^{OT}
Feb. 15	CINCINNATI *	L	53-63
Feb. 17	LOUISVILLE *	L	58-72
Feb. 22	at Houston *	L	57-61
Feb. 24	at TCU *	L	57-72
Mar. 1	vs Saint Louis ²	L	40-43

1 Great Alaska Shootout, Anchorage, Alaska
2 Conference USA Tournament, Chicago, Ill.
* Conference USA games

2002-03 (16-14)
WNIT Participants

Nov. 24	at Dayton	L	62-80
Nov. 26	WIS.-MILWAUKEE	W	73-53
Nov. 30	ST. FRANCIS (PA.)	L	62-64
Dec. 6	vs Chicago State ¹	W	72-58
Dec. 7	vs Georgia State ¹	W	79-75 ^{2OT}
Dec. 16	at La Salle	W	91-78
Dec. 18	at Va. Commonwealth	W	74-63
Dec. 21	SACRED HEART	W	76-49
Dec. 31	NOTRE DAME (13)	L	68-75
Jan. 2	at Iowa State	W	82-70
Jan. 5	at Wisconsin	W	72-54
Jan. 8	WIS.-GREEN BAY (19)	L	47-58
Jan. 12	DePAUL* (25)	L	57-62
Jan. 17	USF *	W	62-41
Jan. 19	UAB *	L	54-68
Jan. 24	at Memphis *	L	60-71
Jan. 26	at Saint Louis *	W	68-65 ^{OT}
Jan. 31	TCU *	L	54-79
Feb. 2	HOUSTON *	W	74-68
Feb. 7	at Tulane *	W	59-47
Feb. 9	at Southern Miss *	L	79-82 ^{OT}
Feb. 14	EAST CAROLINA *	W	84-68
Feb. 16	CHARLOTTE *	L	58-70
Feb. 21	at Louisville *	W	79-76
Feb. 23	at Cincinnati *	L	62-69
Mar. 2	at DePaul	L	53-86
Mar. 6	at Memphis ²	W	79-64
Mar. 7	vs Charlotte ²	L	65-67
Mar. 20	at Toledo ³	W	65-54
Mar. 23	at Iowa ⁴	L	73-76

1 Hyatt Regency Atlanta Invitational, Atlanta, Ga.
2 Conference USA Tournament, Memphis, Tenn.
3 WNIT First Round, Toledo, Ohio
4 WNIT Second Round, Iowa City, Iowa
* Conference USA games



Marquette advanced to the WNIT Championship Game in 2005-06.

2003-04 (22-10)
NCAA Participants

Nov. 22	DRAKE	W	60-57
Nov. 25	EVANSVILLE	W	71-55
Nov. 29	vs Oakland ¹	W	73-49
Nov. 30	at Maine ¹	W	57-49
Dec. 5	IOWA	L	62-65
Dec. 7	WAGNER	W	67-59
Dec. 14	VA. COMMONWEALTH	W	67-45
Dec. 18	at St. Bonaventure	L	65-69
Dec. 20	at Toledo	W	66-58
Dec. 29	DAYTON	W	73-61
Jan. 1	at Notre Dame	L	64-72
Jan. 4	COLUMBIA	W	76-42
Jan. 6	at Wis.-Milwaukee	W	58-55
Jan. 9	CINCINNATI *	W	62-54
Jan. 11	LOUISVILLE *	W	72-58
Jan. 16	at USF *	W	60-40
Jan. 18	at UAB *	L	63-65 ^{OT}
Jan. 23	TULANE *	W	69-55
Jan. 25	SOUTHERN MISS *	W	76-54
Jan. 31	at East Carolina *	W	75-61
Feb. 2	at Charlotte *	L	56-59
Feb. 8	at DePaul (15) *	L	59-61
Feb. 13	MEMPHIS *	W	60-57
Feb. 15	SAINT LOUIS *	W	73-50
Feb. 20	at TCU (17) *	L	47-56
Feb. 22	at Houston (21) *	L	64-77
Feb. 29	DePAUL*(20)	W	62-61
Mar. 4	vs Tulane ²	W	61-44
Mar. 5	vs DePaul (24) ²	W	74-70
Mar. 6	vs Houston (11) ²	L	59-67
Mar. 21	vs Old Dominion ³	W	67-64
Mar. 23	vs Duke (1) ³	L	67-76

1 Dead River Company Classic, Orono, Maine
2 Conference USA Tournament, Fort Worth, Texas
3 NCAA Tournament, Durham, N.C.
* Conference USA games

2004-05 (18-12)
WNIT Participants

Nov. 20	WIS.-MILWAUKEE	W	74-66
Nov. 21	IUPUI	W	74-63
Nov. 24	TOLEDO	W	67-28
Nov. 26	at Drake	W	76-51
Dec. 1	WISCONSIN	W	78-64
Dec. 4	at Wis.-Green Bay	L	51-69
Dec. 8	at Iowa	L	72-78
Dec. 11	at Rhode Island	W	78-61
Dec. 19	NOTRE DAME (7)	L	47-50
Dec. 21	ST. BONAVENTURE	W	78-49
Dec. 28	vs Mississippi ¹	L	66-80
Dec. 30	at San Diego ¹	W	85-74
Jan. 2	PENN STATE	W	63-51
Jan. 9	DePAUL* (18)	W	63-57
Jan. 14	CHARLOTTE *	L	54-60
Jan. 16	EAST CAROLINA *	W	76-51
Jan. 21	at Southern Miss *	W	71-58
Jan. 23	at Tulane *	L	54-74
Jan. 28	USF *	W	67-41
Jan. 30	UAB *	W	65-48
Feb. 5	at Cincinnati *	L	69-79
Feb. 7	at Louisville *	L	56-70
Feb. 11	TCU *	W	71-55
Feb. 13	HOUSTON *	W	68-57
Feb. 18	at Memphis *	L	58-61
Feb. 20	at Saint Louis *	W	70-56
Feb. 27	at DePaul (12) *	L	56-77
March 3	vs UAB ²	W	78-53
March 4	vs Louisville ²	L	54-69
March 17	NEBRASKA ³	L	57-66

1 Surf 'n' Slam Classic, San Diego, Calif.
2 Conference USA Tournament, Charlotte, N.C.
3 Sportsview.tv WNIT, Milwaukee, Wis.
* Conference USA games

2004-05 (22-11)
WNIT Finalists

Nov. 18	at Evansville	W	54-46
Nov. 20	OAKLAND	W	72-58
Nov. 25	vs Northern Colorado ¹	L	54-57
Nov. 26	at Montana State ¹	W	76-48
Dec. 2	at Wisconsin	W	71-59
Dec. 4	RHODE ISLAND	W	64-49
Dec. 6	ST. JOHNS *	W	60-57
Dec. 9	at Penn State	W	73-63
Dec. 18	WIS.-MILWAUKEE	W	70-62
Dec. 21	SOUTH DAKOTA STATE	W	67-55
Dec. 30	RICE	W	82-57
Jan. 4	VIRGINIA	L	56-64
Jan. 7	DePAUL *	L	52-67
Jan. 10	at Notre Dame *	L	65-67 ^{OT}
Jan. 14	at Syracuse *	W	71-57
Jan. 18	PITTSBURGH *	W	71-62
Jan. 21	at West Virginia *	W	80-75
Jan. 25	at Villanova *	L	58-72
Jan. 28	SETON HALL *	W	72-51
Jan. 31	PROVIDENCE *	W	92-59
Feb. 4	at Louisville *	L	58-70
Feb. 8	at 23) St. John's *	W	74-59
Feb. 16	at USF *	L	57-66
Feb. 19	GEORGETOWN *	W	67-60
Feb. 21	8) RUTGERS *	L	50-71
Feb. 25	at 7) Connecticut *	L	59-74
Feb. 28	CINCINNATI *	W	66-48
Mar. 4	vs Villanova ²	L	46-68
Mar. 17	ILLINOIS ³	W	64-44
Mar. 20	at Iowa State ³	W	69-63 ^{OT}
Mar. 24	INDIANA ³	W	57-54
Mar. 27	PITTSBURGH ³	W	77-64
Mar. 31	at Kansas State ³	L	65-77

1 Surf 'n' Slam Classic, San Diego, Calif.
2 Conference USA Tournament, Charlotte, N.C.
3 Sportsview.tv WNIT, Milwaukee, Wis.
* Conference USA games

Home Attendance Records

Att.	Opponent Result	Date Arena
1. 3,879	Memphis W, 102-99	March 11, 1995* Bradley Center
2. 3,686	Notre Dame L, 68-75	Dec. 31, 2003 U.S. Cellular Arena
3. 3,313	Memphis W, 69-51	Jan. 31, 1999 Bradley Center
4. 3,220	Saint Louis W, 82-70	Feb. 29, 2000 Milwaukee Arena
5. 3,165	DePaul W, 62-61	Feb. 29, 2004 Al McGuire Center
6. 3,019	Georgetown W, 67-60	Feb. 19, 2006 Al McGuire Center
7. 2,914	Wisconsin L, 63-87	Jan. 9, 1996 MECCA
8. 2,815	Wisconsin L, 55-56	Dec. 5, 2001 U.S. Cellular Arena
9. 2,707	Dayton W, 77-66	March 9, 1995* MECCA
10. 2,573	Notre Dame L, 47-50	Dec. 19, 2004 Al McGuire Center
11. 2,508	Wisconsin W, 69-65	Nov. 12, 1999 Milwaukee Arena
12. 2,411	Notre Dame L, 56-75	Dec. 21, 2000 U.S. Cellular Arena
13. 2,409	Louisville L, 74-79	Feb. 8, 1998 Wis. Ctr. Auditorium
14. 2,406	DePaul L, 60-64	Jan. 6, 2002 U.S. Cellular Arena
15. 2,307	Pittsburgh W, 77-64	March 27, 2006 Al McGuire Center

* Great Midwest Conference Tournament game



Tournament History

1976-77

WWIAC Tournament	Stevens Point, Wis.
March 3 Wis.-Oshkosh	L, 69-65 ^{OT}
March 4 Wis.-Milwaukee	W, 59-42
March 5 Wisconsin	W, 61-60

1977-78

WWIAC Tourn.	Eau Claire, Wis.
Jan. 2 Wis.-Stevens Point	W, 78-48
March 3 Wis.-La Crosse	L, 70-49
March 4 Wis.-Oshkosh	L, 78-67

1978-79

WWIAC Tourn.	Oshkosh, Wis.
March 2 Wis.-Milwaukee	W, 68-41
March 3 Wis.-Eau Claire	W, 59-48

1979-80

Wis.-La Crosse Tourn.	LaCrosse, Wis.
Jan. 18 Wis.-La Crosse	L, 65-52
Jan. 19 Texas State	W, 72-51
Wis.-Stevens Point Tourn.	Stevens Point, Wis.
Jan. 25 Northern Mich.	W, 77-67
Jan. 26 Wis.-Stevens Point	L, 58-52
WWIAC Tourn.	Green Bay, Wis.
Feb. 28 Carthage	L, 66-65
Feb. 29 Northland	W, 73-31
March 1 Carroll	W, 57-47

1980-81

WWIAC Tourn.	Milwaukee, Wis.
March 5 Wis.-Milwaukee	L, 60-59
March 6 Carthage	W, 71-59

1981-82

Indiana State Tourn.	Terre Haute, Ind.
Dec. 11 Indiana State	L, 70-47
Dec. 12 UTEP	L, 82-65
St. Catherine Tourn.	St. Paul, Minn.
Jan. 8 St. Catherine	W, 75-63
Jan. 9 Notre Dame	L, 50-36
WWIAC Tourn.	Milwaukee, Wis.
March 4 Northland	W, 61-47
March 5 Wis.-Green Bay	L, 80-55
March 6 Carthage	L, 73-63

1982-83

Wis.-Stevens Point Tourn.	Stevens Point, Wis.
Dec. 10 Lake Superior State	W, 91-71
Dec. 11 Wis.-Stevens Point	L, 76-65
Dec. 11 Michigan Tech	L, 83-75
NAIA District 14 Tourn.	Milwaukee, Wis.
March 2 Wis.-Eau Claire	W, 95-63
March 4 Wis.-Milwaukee	L, 83-79

1983-84

Wis.-Stevens Point Tourn.	Stevens Point, Wis.
Dec. 9 Minn.-Duluth	W, 79-73
Dec. 10 Michigan Tech	W, 72-56
Dec. 10 Wis.-Stevens Point	L, 75-73
NAIA District 14 Tourn.	Green Bay, Wis.
Feb. 23 Concordia	W, 81-39
Feb. 24 Wis.-Milwaukee	L, 75-56

1984-85

Wis.-Stevens Point Tourn.	Stevens Point, Wis.
Dec. 7 Minn.-Duluth	W, 54-49
Dec. 8 Wis.-Stevens Point	W, 64-48
NAIA District 14 Tourn.	Milwaukee, Wis.
Feb. 27 Concordia	W, 85-47
March 1 Wis.-Green Bay	L, 79-73

1985-86

Lady Brave Classic	Peoria, ILL.
Nov. 29 Bradley	L, 73-56
Nov. 30 Arizona	L, 82-58

1986-87

Lady Griff Invitational	Buffalo, N.Y.
Jan. 9 Utica	W, 73-59
Jan. 10 Canisius	W, 61-60

1987-88

Indiana Coca-Cola Classic	Bloomington, Ind.
Dec. 4 Indiana	L, 79-47
Dec. 5 Central Michigan	L, 57-52
Central Florida Holiday Tourn.	Orlando, Fla.
Dec. 30 Central Florida	L, 77-75
Dec. 31 Canisius	W, 85-67
Jan. 2 Holy Cross	L, 97-76

1988-89

BYU Cougar Holiday Classic	Provo, Utah
Dec. 29 Texas Tech	L, 91-42
Dec. 30 Mo.-Kansas City	W, 77-60
North Star Conference Tourn.	Chicago, ILL.
March 9 Akron	L, 73-60

1989-90

Warrior Tip Off	Milwaukee, Wis.
Nov. 24 Wichita State	L, 69-64
Nov. 26 Miami (Ohio)	W, 74-64
St. Peter's Tournament	Jersey City, N.J.
Dec. 29 St. Peter's	L, 73-49
Dec. 30 Ball State	L, 89-78
MCC Tournament	
Dayton, Ohio	
March 9 Butler	L, 88-87 OT

1990-91

WarriorFest	Milwaukee, Wis.
Nov. 23 Austin Peay	W, 73-67
Nov. 24 Florida	L, 99-90
Tallahassee Hilton Classic	Tallahassee, Fla.
Dec. 1 Florida State	L, 110-75
Dec. 2 Alabama State	W, 95-62

1991-92

WarriorFest	Milwaukee, Wis.
Nov. 22 Stetson	W, 108-64
Nov. 23 BYU	L, 108-96
La Salle Tournament	Philadelphia, Pa.
Dec. 27 Monmouth	W, 101-56
Dec. 28 La Salle	L, 106-88
Dec. 29 Boston Univ.	W, 107-86
Northern Lights Invit.	Anchorage, Alaska
Feb. 28 New Orleans	L, 87-85
Feb. 29 CSU-Sacramento	L, 94-56
March 1 Southeast La.	W, 104-67
Great Midwest Conf. Tournament	Chicago, ILL.
March 12 Saint Louis	W, 77-60
March 13 DePaul	L, 85-75

1992-93

Arizona State/Dial Soap Classic	Tempe, Ariz.
Dec. 4 James Madison	W92-79
Dec. 5 Arizona State	L, 119-72
Boilermaker Classic	W. Lafayette, Ind.
Dec. 20 Bowling Green	L, 105-103 ^{2OT}
Dec. 21 Eastern Wash.	W, 64-58
Great Midwest Conf. Tourn.	Memphis, Tenn.
March 12 Memphis	W, 90-78
March 13 DePaul	L, 70-53
NWIT	Amarillo, Texas
March 25 Northwestern (La.) State W.	77-74
March 26 Arkansas State	L, 80-65
March 27 Florida International	L, 93-87

1993-94

GMC Tourn.	Cincinnati, Ohio
March 10 Saint Louis	W, 88-58
March 11 Memphis	L, 103-90
NCAA Tourn.	Boulder, Colo.
March 16 Colorado	L, 77-74

1994-95

Preseason NIT	Springfield, Mo.
Nov. 15 Southwest Mo. State	L, 91-87 ^{OT}
Prairie Lights Hawkeye Classic	Iowa City, Iowa
Nov. 26 USC	L, 87-76
Nov. 27 James Madison	W, 81-65
Junkanoo Shootout	Nassau, Bahamas
Dec. 29 Montana State	L, 71-68
Dec. 30 Louisiana Tech	L, 92-73
Great Midwest Conf. Tourn.	Milwaukee, Wis.
March 9 Dayton	W, 77-66
March 10 DePaul	W, 93-88
March 11 Memphis	W, 102-99
NCAA Tournament	State College, Pa.
March 17 N.C. State	L, 77-62

1995-96

IU Full-0-Pep Classic	Bloomington, Ind.
Dec. 1 Eastern Kentucky	L, 72-70
Dec. 2 Boise State	L, 81-73
C-USA Tournament	Birmingham, Ala.
Feb. 29 South Florida	W, 80-59
March 1 Southern Miss	L, 88-58

1996-97

Howard Bank Classic	Burlington, Vt.
Nov. 23 Tennessee	L, 83-68
Nov. 24 Canisius	W, 108-93
Wildcat Classic	Manhattan, Kan.
Nov. 29 Grambling State	L, 62-61
Nov. 30 Nicholls State	W, 96-60
C-USA Tournament	Chicago, ILL.
March 1 DePaul	W, 80-65
March 2 Memphis	W, 83-77
March 3 Tulane	L, 76-53
NCAA Tournament	Baton Rouge, La.
March 15 Clemson	W, 70-66
March 17 LSU	L, 71-58

1997-98

C-USA Tourn.	Louisville, Ky.
Feb. 28 Charlotte	W, 76-74
March 1 Louisville	L, 77-66
NCAA Tournament	Chapel Hill, N.C.
March 13 Florida International	L, 59-45

1998-99

Ronald McDonald Classic	Durham, N.C.
Nov. 28 Florida	W, 77-61
Nov. 29 Duke	L, 91-60
C-USA Tournament	New Orleans, La.
Feb. 27 Memphis	W, 74-69
Feb. 28 Cincinnati	L, 77-68 ^{OT}
NCAA Tournament	West Lafayette, Ind.
March 13 Kansas	L, 64-58

1999-2000

OSU Classic	Corvallis, Ore.
Nov. 26 Pacific	W, 86-81 OT
Nov. 27 Oregon State	W, 69-56
C-USA Tournament	Louisville, Ky.
March 4 UAB	L, 71-61
NCAA Tournament	Durham, N.C.
March 18 Western Kentucky	L, 68-65

2000-01

St. Mary's Thanksgiving Classic	Moraga, Calif.
Nov. 24 Northern Iowa	L, 62-69
Nov. 25 Southern Utah	W, 58-52
C-USA Tournament	Milwaukee, Wis.
March 2 Charlotte	W, 76-65
March 3 Tulane	L, 58-59

2001-02

Great Alaska Shootout	Anchorage, Alaska
Nov. 20 Iowa	L, 54-69
Nov. 21 Alaska Anchorage	W, 88-50
C-USA Tournament	Chicago, ILL.
March 1 Saint Louis	L, 40-43

2002-03

Atlanta Invitational	Atlanta, Ga.
Dec. 6 Chicago State	W, 72-58
Dec. 7 Georgia State	W, 79-75 ^{2OT}
C-USA Tournament	Memphis, Tenn.
March 6 Memphis	W, 79-64
March 7 Charlotte	L, 65-67
WNIT	Various Sites
March 20 Toledo	W, 65-54
March 23 Iowa	L, 73-76

2003-04

Dead River Co. Classic	Orono, Maine
Nov. 29 Oakland	W, 73-49
Nov. 30 Maine	W, 57-49
C-USA Tournament	Fort Worth, Texas
March 4 Tulane	W, 61-44
March 5 DePaul	W, 74-70
March 6 Houston	L, 59-67
NCAA Tournament	Durham, N.C.
March 21 Old Dominion	W, 67-64
March 23 Duke	L, 67-76

2005-04

Surf 'n' Slam Classic	San Diego, Calif.
Dec. 28 Mississippi	L, 66-80
Dec. 30 San Diego	W, 85-74
C-USA Tournament	Charlotte, N.C.
March 3 UAB	W, 78-53
March 4 Louisville	L, 54-69
Sportsview.tv WNIT	Milwaukee, Wis.
March 17 Nebraska	L, 57-66

2005-06

Wingate Classic	Bozeman, Mont.
Nov. 25 Northern Colorado	L, 54-57
Nov. 26 Montana State	W, 76-48
BIG EAST Tournament	Hartford, Conn.
March 4 Villanova	L, 46-68
WNIT	Campus Sites
March 17 Illinois	W, 64-44
March 20 Iowa State	W, 69-63 ^{OT}
March 24 Indiana	W, 57-54
March 27 Pittsburgh	W, 77-64
March 31 Kansas State	L, 65-77

Tournament History

All-Time Record	71-77
70 tournaments	71-77
Tournament Titles	7
WWIAC	1979
Wis.-Stevens Point	1984
Lady Griff Invit.	1987
Great Midwest Conf.	1995
OSU Classic	1999
Atlanta Invitational	2002
Dead River Company	2003
Postseason Record	28-32
36 tournaments	28-32
MCC Tournament (1)	0-1
GMC Tournament (4)	6-3
C-USA Tournament (10)	10-10
BIG EAST Tournament (1)	0-1
NWIT/WNIT (4)	6-5
NCAA Tournament (7)	2-7






Marquette Teams in the Postseason



First Row (L to r) - Trainer Margie Peter, Assistant Coach Terri Mitchell, Head Coach Jim Jabir, Assistant Coach Tracey Tarkington.
 Second Row (L to r) - Jennifer Clinton, Becky Persin, Shannon McCombs, Marica Willson, Lori Goertitz.
 Third Row (L to r) - Kristen Maskala, Christine Kennedy, Stephanie Krumrei, Carrie Walton.
 Fourth Row (L to r) - Adrienne Shill, Kerri Reaves, Shelly Midbon, Liz Spurgin, Angie Rothenbueler.
 Fifth Row (L to r) - Moya Baylis, Courtney Romeiser.

**1992-93
 NWIT
 22-9 Overall
 10-0 Great Midwest/1st**

- Finished fourth of eight teams at NWIT
- Defeated Northwestern State, Lost to Arkansas State and Florida Int'l
- Program-best 22 wins
- Great Midwest Conference Champs
- Reached finals of Great Midwest Conference Tournament
- Registered first two victories over nationally ranked teams in program history
- Christine Kennedy, Kristen Maskala named All-Great Midwest First Team
- Courtney Romeiser and Stephanie Krumrei named All-Great Midwest Second Team
- Maskala named GTE Academic All-America Second Team



**1993-94
 NCAA Tournament
 22-7 Overall
 10-2 Great Midwest/2nd**

- Fell 77-74 at No. 5 Colorado in first round of NCAA Tournament
- Program-best 22 wins
- Second in Great Midwest Conference
- Kristen Maskala named GTE Academic All-American of the Year
- Christine Kennedy, Maskala named All-Great Midwest Conference Second Team
- Maskala earned NCAA Postgraduate Scholarship
- 15-point victory over no. 21 Georgia

First Row (L to r) - Trainer Kelly Bell, Kate Cronin, Natalie Cuccia, Becky Persin, Lori Goertitz, Renae Scheibe, Kristen Maskala, Clare Barnard, Manager Rick Haffner.
 Second Row (L to r) - Assistant Coach Terri Mitchell, Assistant Coach Tracey Tarkington, Adrienne Shill, Stephanie Krumrei, Christine Kennedy, Head Coach Jim Jabir, Liz Spurgin, Shelly Midbon, Kerri Reaves, Angie Rothenbueler, Manager Bill Robers, Assistant Coach JoAnne Garner.

2006-07 MARQUETTE BASKETBALL



Kerri Reaves

Lori Goerlitz



**1994-95
NCAA Tournament
19-12 Overall
9-3 Great Midwest/2nd**

- Fell 77-62 to 7th seed N.C. State in State College, Pa., at NCAA Tournament
- Great Midwest Conference Tournament Champions
- Third in Great Midwest Conference
- Clare Barnard named GMC Tournament MVP
- Kerri Reaves named All-Great Midwest Conference First Team
- Christine Kennedy and Lori Goerlitz named All-Great Midwest Conference Second Team

Sitting (l to r): Christine Kennedy, Sidnee Majette, Katie Guinane, Lori Goerlitz, Renae Scheibe, Natalie Cuccia, Clare Barnard, Kareeda Chones.
 Standing (l to r): Manager Richard Zheng, Manager Bill Robers, Graduate Assistant JoAnne Garner, Assistant Coach Tracey Tarkington, Carrie Walton, Angie Kirby, Head Coach Jim Jabir, Bridget Inman, Liz Spurgin, Kerri Reaves, Administrative Assistant Jon Cain, Trainer Kelly Bell, Assistant Coach Terri Mitchell.

**1996-97
NCAA Tournament
21-10 Overall
10-4 Conference
USA/4th**

- Defeated No. 21 Clemson 70-66 in first round of NCAA Tournament in Baton Rouge, La.
- Fell at No. 9 LSU 71-58 in second round
- Reached Conference USA Tournament Finals
- Blue Division Co-Champions
- Clare Barnard named All C-USA Second Team
- Abbie Willenborg led nation's freshman class in rebounds.
- Willenborg named to C-USA All-Freshmen Team

First row (l to r): Manager Bill Robers, Kiesha Oliver, Sidnee Majette, Renae Scheibe, Shari Smith, Nicki Taggart, Corey Bronson, Ayesha Rembert, Manager Amy Bushman.
 Second row (l to r): Head Coach Terri Mitchell, Assistant Coach Tracey Tarkington, Meghan Sheehan, Clare Barnard, Abbie Willenborg, Lisa Oldenburg, Vanessa Rieder, Kareeda Chones, Bridget Inman, Petra Olsen, Assistant Coach Jon Cain, Assistant Coach Michelle Nason.



Lisa Oldenburg

Clare Barnard






**1997-98
NCAA Tournament
22-7 Overall
13-3 Conference
USA/2nd**

First row (l to r): Manager Nicole Ellis, Sidnee Majette, Meghan Sheehan, Nicki Taggart, Shari Smith, Petra Olsen, Corey Bronson, Kiesha Oliver, Manager Amy Bushman.
Second row (l to r): Assistant Coach Michelle Nason, Strength Coach Dave Moore, Ebony Williams, Abbie Willenborg, Vanessa Rieder, Head Coach Terri Mitchell, Kareeda Chones, Lisa Oldenburg, Heidi Bowman, Assistant Coach Tracey Tarkington, Assistant Coach Jon Cain.

- Lost to Florida International 59-45 in NCAA First Round at Chapel Hill, N.C.
- Conference USA American Division Champions
- Tied program-best 22 wins
- 13-game win streak
- Abbie Willenborg named All-Conference USA First Team
- Lisa Oldenburg named All-Conference USA Second Team and Basketball Times Honorable Mention All-American
- Nicki Taggart named All-Conference USA Second Team and finished third in the nation in assists (7.4 per game)



2006-07 MARQUETTE BASKETBALL



**1998-99
NCAA Tournament
21-8 Overall
12-4 Conference USA
T-1st**

- Lost to Kansas 64-58 in NCAA Tournament First Round
- First-ever C-USA Regular-season championship
- Upset two nationally ranked foes
- Abbie Willenborg named All-Conference USA First Team and led C-USA in rebounding
- Lisa Oldenburg named All-Conference USA Second Team and C-USA All-Tournament Team
- Kristi Johnson named C-USA All-Freshman Team.



Sitting (l to r): Kiesha Oliver, Meghan Sheehan, Shari Smith, Kristi Johnson, Kelly Auger, Corey Bronson, Heidi Bowman.
Standing (l to r): Manager Amy Bushman, Assistant Coach Jon Cain, Assistant Coach Tracey Tarkington, Jenelle Ristau, Kristin Seffern, Sarah Zawodny, Lisa Oldenburg, Abbie Willenborg, Ebony Williams, Head Coach Terri Mitchell, Assistant Coach Michelle Nason, Manager Nicole Ellis.



Lisa Oldenburg

Kiesha Oliver



**1999-2000
NCAA Tournament
22-7 Overall
14-2 C-USA/1st**

- Lost 68-65 to Western Kentucky in first round of NCAA Tournament at Durham, N.C.
- Regular season Conference USA Champions
- Terri Mitchell named C-USA Coach of the Year
- Abbie Willenborg named First-Team All-Conference
- Lisa Oldenburg named Second-Team All-C-USA, named third team Academic All-American, Post-Graduate Scholarship
- Kiesha Oliver named Third Team All-Conference

Sitting (l to r): Kelly Johnson (special assistant), Heidi Bowman, Rashida Gales, Kiesha Oliver, Kristi Johnson, Ebony Williams, Nicole Ellis (manager).
Standing (l to r): Bill Ebben (strength and conditioning coach), Jon Cain (assistant coach), Michelle Nason (assistant coach), Kylee Bogott, Rachel Klug, Jenelle Ristau, Lisa Oldenburg, Abbie Willenborg, Kim Nelson, Kristin Seffern, Sarah Zawodny, Tara Kramer (trainer), Terri Mitchell (head coach), Tracey Tarkington (assistant coach).



**2002-03
WNIT
16-14 Overall
6-8 C-USA/T-7th**

Sitting (l to r): Efueko Osagie, Carolyn Kieger, Tierra Shirley, Katie Alsdurf, Rashida Gales, Kelly Schwerman, Crystal Weaver, Katie O'Grady, Monica Frede.
Standing (l to r): Terri Mitchell (head coach), Michelle Nason (assistant coach), Jill Jameson (assistant coach), Jon Cain (assistant coach), Jenny Markwood (special assistant), Dawneshia Smith, Rachel Klug, Sarah Shouse, Lesley Juedes, Nick Johnson (manager), Andy Krakos (manager), Jamie Erickson (manager), Ed Quick (trainer).

- Defeated Toledo 65-54 in first round of Women's National Invitation Tournament at Toledo, Ohio
- Lost 76-73 to Iowa in the second round of the WNIT in Iowa City, Iowa
- Carolyn Kieger named C-USA All-Freshman Team member
- Kelly Schwerman set MU single season three-point percentage record.
- Carolyn Kieger set MU single season free-throw percentage record
- Team set MU single season three-point percentage and field-goal percentage records



Carolyn Kieger

Rachel Klug




2006-07 MARQUETTE BASKETBALL



2003-04
NCAA Tournament
22-10 Overall
9-5 C-USA/5th

Back row (l to r): Carolyn Kieger, Efueko Osagie, Dawneshia Smith, Tierra Shirley, Danielle Kamm, Sarah Shouse, Lesley Juedes, Christina Quaye, Katie O'Grady, Jasmine McCullough, Monica Frede, Crystal Weaver, Kelly Schwerman.
Front row (l to r): Team Chaplain Rev. Patrick Dorsey, Drew Smith (manager), Special Assistant Rashida Gales, Assistant Coach Jon Cain, Head Coach Terri Mitchell, Assistant Coach Michelle Nason, Assistant Coach Jill Jameson, Trainer Ed Quick, Drew Thomas (manager).

- Defeated Old Dominion in first round of NCAA Tournament, 67-64
- Lost to no. 1 Duke in the second round of the NCAA Tournament, 76-67
- Tied program-best 22 wins
- Undefeated at Al McGuire Center
- 13-1 at home
- Played in Al McGuire Center for the first time in school history



Christina Quaye

Kelly Schwerman



Lesley Juedes

Jasmine McCullough

2004-05
WNIT
18-12 Overall
8-6 C-USA/7th

- Lost 66-57 to Nebraska in first round Sportsview.tv WNIT
- Carolyn Kieger and Christina Quaye named second-team All-Conference USA
- Regular season victories over Penn State and DePaul
- Third straight postseason appearance



Standing (l to r): Carolyn Kieger, Tierra Shirley, Dawneshia Smith, Savannah Anderson, Monica Frede, Christina Quaye, Svetlana Kovalenko, Lesley Juedes, Jasmine McCullough, Efueko Osagie, Amber Johnson.
Sitting (l to r): Drew Smith (manager), Jeremy Johnson (athletic trainer), Michelle Nason (assistant coach), Jon Cain (assistant coach), Terri Mitchell (head coach), Cara Consuegra (assistant coach), Rashida Gales (special assistant), Drew Thomas (manager).



Christina Quaye

Carolyn Kieger



**2005-06
WNIT Finalist
22-11 Overall
9-9 BIG EAST/6th**

- Advanced to the WNIT championship game.
- Carolyn Kieger and Christina Quaye named Second Team All-BIG EAST; Krystal Ellis named to BIG EAST All-Rookie team
- 22 wins tied school record for most in a season
- Staged the third-best comeback in NCAA Division I history at West Virginia, coming back from a 21-point deficit to win 80-75
- Kieger set a new MU record for career assists, with 694

Standing (l to r): Patrick Dorsey (team chaplain), Jon Cain (assistant coach), Michelle Nason (assistant coach), Drew Smith (manager), Drew Thomas (manager), Kelly Lam, Danielle Kamm, Terri Mitchell (head coach), Christina Quaye, Svetlana Kovalenko, Jim Packee (manager), Scott Holsopple (strength and conditioning coach), Jeremy Johnson (trainer), Rashida Gales (special assistant), Cara Consuegra (assistant coach).
Sitting (l to r): Efueko Osagie, Erin Monfre, Krystal Ellis, Amber Johnson, Carolyn Kieger, Tierra Shirley, Marissa Thrower, Jasmine McCullough.

All-Time Numerical Roster

- 2 Carolyn Kieger
- 3 Rashida Gales, Francine Kidd, Nicki Taggart
- 4 Sharon Flaiz, Anne Mitchell, Kristi Pease, Meghan Sheehan, Dawneshia Smith
- 5 Belinda Castro, Anita Castronova, Bridget Inman, Terri Meyer, Erin Monfre, Janis Raymond, Angie Rothenbueler
- 10 Belinda Castro, Kerri Christianson, Linda Deering, Sue Hoday, Sidnee Majette, Adrienne Shill
- 11 Kristin Cuff, Teresa Dolan, Kim Nelson, Shari Smith
- 12 Maureen Feeney, Julie Finnegan, Katie Guinane, Amber Johnson, Becky Kinzer, Faith Klaus, Rachel Klug, Katie O'Grady, Kiesha Oliver, Becky Persin, Catherine Wright
- 13 Jean DeBettignies, Kristi Johnson, Jodi Keidel, Becky Kinzer, Renae Scheibe, Tierra Shirley, Kaylyn Sievert, Jill Somers, Marica Willson
- 14 Kelly Auger, Rashida Gales, Kerri Reaves, Catherine Wright
- 15 Mary Pat Horning
- 20 Beth Ayers, Krystal Ellis, Jane Fitzmaurice, Lori Goerlitz, Julie Sievers, Theresa Wenzel
- 21 Heidi Ach, Kathy Andrykowski, Rachel Klug, Svetlana Kovalenko, Shelly Midbon

- 22 Katie Alsdurf, Jody Klumb, Kristen Maskala, Helen McCarthy, Lisa Morin, Joanne Pittman, Ayesha Rembert, Kathy Schweiger
- 23 Janine Dati, Marguerite Friar, Lesley Juedes, Stephanie Krumrei, Petra Olsen, Jenelle Ristau, Debbie Stampley
- 24 Corey Bronson, Marianne Burish, Kate Cronin, Carey Harris, Linda Hartzheim, Sheri Houlihan, Mary Jane Joachimczyk, Danielle Kamm, Barbara Klein, Kiesha Oliver, Courtney Romeiser, Mary Spellacy, Becky Stieber, Danielle Kamm
- 25 Clare Barnard, Julie Baton, Moya Baylis, Kerri Christianson, Christina Johnson, Kristin Kruger, Pam Suplicki, Heidi Wagner, Gwendolyn York
- 30 Lisa Drill, Julie Houk, Susan Schill, Prudy Stryker
- 31 Nadine Bergstrom, Missy Byrne, Kari McChesney, Pam Olsen, Erinn Parker, Kelly Schwerman, Gina Steinke
- 32 Jill Anson, Rita Burch, Cathy Croll, Geriann Engle, Anita Godlewski, Efueko Osagie-Landry
- 33 Jennifer Clinton, Beth Crossett, Natalie Cuccia, Lesley Juedes, Jodi Keidel, Kendall Martin, Kathleen Moore, Janet Swanson, Nancy Thornton, Ebony Williams

- 34 Patty Baker, Karen Burns, Lori Dorava, Stephanie Gabay, Christine Kennedy, Dorie Schulte, Mary Spellacy, Abbie Willenborg, Christina Quaye
- 35 Kylee Bogott, Kathy Nieman, Laura Oeffling, Tammy Shain, Lynn Suplicki, Robin Thurner, Joan Wallner
- 40 Marianne Burish, Mary Linder, Lisa Oldenburg, Joan Pitrof, Angie Rothenbueler, Carrie Walton, Crystal Weaver
- 41 Heidi Bowman
- 42 Kareeda Chones, Linda Deering, Monica Frede, Lisa Morin, Ellen Nowak, Marissa Thrower
- 43 Karen Holding, Kerri Reaves
- 44 Kathy Povinelli, Vanessa Rieder, Kristin Seffern, Liz Spurgin, Crystal Weaver, Sue Wescott
- 45 Jasmine McCullough
- 50 Kari Mattek, Angie Rothenbueler, Vicky Schmidt
- 52 Sarah Zawodny
- 55 Sarah Shouse



Postseason Awards

2005-06 Awards

Leadership Award — Jasmine McCullough

For the second straight year, McCullough was chosen by her teammates as the player who best exemplifies the skills of a leader. In her third season, McCullough continued to be one of the most vocal members on the team. While being a verbal leader with her positive encouragement, McCullough also followed her example by being one of the most proficient players in game situations and hardest working in practice.

Tenacity Award — Carolyn Kieger

Kieger finished her career strong leading her team to a spot in the WNIT finals. Four years of hard work led her to be the school's all time assist leader and placed her on the all-time leading scorer's list.

Outstanding Teammate Award — Danielle Kamm

Kamm continued to be a positive teammate in her junior year. A solid performer on the court, Kamm was an encourager in practice and on the floor.

Most Valuable Defensive Player — Tierra Shirley

Shirley was Marquette's defensive stopper during the 2005-06 season, her final in a Marquette women's basketball uniform. On the floor in 29 games, Shirley's defensive talents were put to use during the season when MU needed a key stop.

Most Valuable Offensive Player — Christina Quaye

Quaye, a second-team all-BIG EAST performer, became the 18th player to score in Marquette history to reach the 1,000 point mark with another solid season in 2005-06. She scored a team leading 410 points, hitting a team best 51.1 percent from the floor.

Most Valuable Performer — Krystal Ellis

Ellis became an offensive powerhouse down the stretch, leading Marquette to a post-season run to the WNIT championship game. Ellis, a BIG EAST All-Freshman Team selection, was second on the team in scoring, averaging 10.7 points per game. She set a Marquette freshman record with 62 steals, proving to be a valuable all-around performer.



Jasmine McCullough



Carolyn Kieger



Danielle Kamm



Tierra Shirley



Christina Quaye



Krystal Ellis

Previous Award Winners

Most Valuable Player

2004-05	Christina Quaye
2003-04	Katie O'Grady,
	Kelly Schwerman,
	Carolyn Kieger
2002-03	Rachel Klug
2001-02	Rachel Klug
2000-01	Heidi Bowman
1999-00	Lisa Oldenburg
1998-99	Abbie Willenborg
1997-98	Nicki Taggart
1996-97	Clare Barnard
1995-96	Clare Barnard
1994-95	Kerri Reaves
1993-94	Kristen Maskala
1992-93	Kristen Maskala,
	Christine Kennedy
1991-92	Kristen Maskala
1990-91	Heidi Ach
1989-90	Heidi Ach
1988-89	Joan Pitrof

1987-88	Patty Baker
1986-87	Beth Ayers,
	Patty Baker
1985-86	Beth Ayers
1984-85	Beth Ayers
1983-84	Becky Kinzer

2002-03	Kelly Schwerman
2001-02	Kristi Johnson
2000-01	Ebony Williams
1999-00	Kristi Johnson
1998-99	Lisa Oldenburg
1997-98	Sidnee Majette

Most Valuable Offensive Player

2004-05	Carolyn Kieger
2003-04	Kelly Schwerman,
	Carolyn Kieger
2002-03	Carolyn Kieger
2001-02	Rachel Klug
2000-01	Heidi Bowman
1999-00	Abbie Willenborg
1998-99	Abbie Willenborg
1997-98	Abbie Willenborg

Leadership Award

2004-05	Jasmine McCullough
2003-04	Cystal Weaver

Tenacity Award

2004-05	Jasmine McCullough
2003-04	Christina Quaye

Outstanding Teammate Award

2004-05	Monica Frede
2003-04	Jasmine McCullough

Most Valuable Defensive Player

2004-05	Efueko Osagie
2003-04	Katie O'Grady

Retired Awards

Golden Eagle Character Award

2002-03	Cystal Weaver
2001-02	Kelly Schwerman
2000-01	Rachel Klug
1999-00	Kiesha Oliver
1998-99	Kristi Johnson
1997-98	Lisa Oldenburg

Defense Award

1996-97	Sidnee Majette
---------	----------------

Hustle Award

1996-97	Nicki Taggart
1995-96	Shari Smith

1994-95	Sidnee Majette
1993-94	Lori Goerlitz
1992-93	Courtney Romeiser
1991-92	Courtney Romeiser
1990-91	Courtney Romeiser
1989-90	Tammy Shain
1988-89	Beth Crossett
1987-88	Joan Pitrof
1986-87	Beth Crossett

Most Improved Player

1995-96	Kareeda Chones
1994-95	Rena Scheibe
1993-94	Kerri Reaves

1992-93	Lori Goerlitz
1991-92	Stephanie Krumrei
1990-91	Moya Baylis
1989-90	Karen Holding
1988-89	Tammy Shain
1987-88	Karen Holding
1986-87	Joan Pitrof
1985-86	Kerri Christianson
1984-85	Sharon Flatz
1983-84	Lynn Suplicki

Super Sub

1996-97	Lisa Oldenburg
1995-96	Corey Bronson

1994-95	Clare Barnard
1993-94	Clare Barnard
1991-92	Moya Baylis
1990-91	Moya Baylis
1989-90	Stephanie Krumrei
	Lori Dorava
1988-89	Karen Holding
1987-88	Heidi Ach
1986-87	Jill Anson
1985-86	Kathy Schweiger
1984-85	Jill Anson
1983-84	Beth Ayers



Hank Raymonds Sportsmanship Award

Each year, if there is a worthy recipient, the Hank Raymonds Sportsmanship Award is presented to a male or female basketball player at Marquette. The recipient of this award is selected by the Vice President for Student Affairs and the Director of Intercollegiate Athletics and Recreational Sports.

The qualifications for this award are as follows:

- is a basketball letterwinner at Marquette
- exhibits outstanding leadership qualities, both on and off the basketball court
- participates in student activities
- achieves academic excellence

A permanent silver bowl with the inscription of each year's winner is located in the Marquette Athletic Office. The student recipient receives a miniature replica of the silver bowl.

The initial recipient of the Hank Raymonds Sportsmanship Award was the man after whom the award was named. Hank Raymonds was involved with MU athletics for more than 25 years as the men's basketball coach and athletic director.

Below is a list of award winners:

- 1982-83 Henry C. Raymonds
- 1988-84 Marc Marotta
- 1984-85 **Marianne Burish**
- 1985-86 Kerry Trotter
- 1986-87 **Beth Ayers / Tom Copa**
- 1987-88 **Patty Baker**
- 1988-89 Mike Flory
- 1989-90 Tony Smith
- 1990-91 **Anita Godlewski**
- 1991-92 **Tammy Shain**
- 1992-93 **Courtney Romeiser**
- 1993-94 **Kristen Maskala / Jim McIlvaine**
- 1994-95 **Christine Kennedy**
- 1995-96 Roney Eford
- 1996-97 **Rena Scheibe**
- 1997-98 Abel Joseph
- 1998-99 **Lisa Oldenburg**
- 1999-2000 **Lisa Oldenburg**
- 2000-01 Brian Wardle
- 2001-02 Oluoma Nnamaka
- 2002-03 Dwyane Wade
- 2003-04 Terry Sanders
- 2004-05 Todd Townsend
- 2005-06 Steve Novak

M Club Hall of Fame

Women's basketball players who have been inducted into Marquette's M Club Hall of Fame:

- Class of 1991**
Kathy Andrykowski (1977-80)
- Class of 1996**
Julie Sievers (1980-83)
- Class of 2004**
Kristen Maskala (1991-94)



Julie Sievers



Marianne Burish



Kristi Johnson

The McCahill Award

The McCahill Award is presented annually to the MU senior student-athlete from the previous year who has demonstrated the highest performance in scholarship, leadership and athletics.

It is awarded by the William J. McCahill, Sr., family in honor of their son, Captain Robert L. McCahill, a Marquette athlete who was killed in World War II.

Year	Athlete	Sport(s)
1946	William Chandler	Basketball
1947	Raymond Kuffel	Basketball
1948	Charles Schuette	Football, Track
1949	Joseph Gagliardo	Football
1950	Allan Molgaard	Football
1951	Richard Schmandt	Track
1952	Daniel Makowski	Football
1953	James Tobias	Football
1954	John Bennett	Track
1955	Russell Wittberger	Basketball
1956	David Donarski	Football
1957	Robert Walczak	Basketball
1958	Edward Hoyle	Track
1959	Charles Mulcahy	Tennis
1960	Frank Mestrik	Football
1961	Donald Kojis	Basketball
1962	No Award Given	
1963	Ronald Glaser	Basketball
1964	Robert Hornak	Basketball
1965	Richard Andrews	Wrestling
1966	Thomas Flynn	Basketball, Track
1967	Robert Wolf	Basketball
1968	Philip Buerk	Wrestling
1969	George Thompson	Basketball
1970	Ric Cobb	Basketball
1971	Dean Meminger	Basketball
1972	Charles Besser	Golf
1973	Allie McGuire	Basketball
1974	David Lugert	Soccer
1975	Richard Rock	Soccer
1976	Peter Glaeser	Track
1977	Michael Jarecki	Wrestling
1978	Butch Lee	Basketball
1979	Michael Banahan	Soccer
1980	Kathy Andrykowski	Basketball, Volleyball
1981	John Rydeski	Track
1982	Linda Raymonds	Tennis
1983	Steve Pribramsky	Track
1984	Laurie Hottinger	CC/Track
	Marc Marotta	Basketball
1985	Pat Sorrentino	Soccer
1986	Keith Hanson	CC/Track
1987	Jim Schmitz	Wrestling
1988	Clare Look	Track
1989	Pete Bandettini	CC/Track
1990	Meg Mulcahy	Tennis
1991	Sherril Goll	Volleyball
1992	Peppur Chambers	Track
1993	Chris Spindler	Track
1994	Kristen Maskala	Basketball
	Jim McIlvaine	Basketball
1995	Christine Kennedy	Basketball
	Chago Navarro	CC/Track
1996	Jane Richards	Track
1997	Christy Rice	CC/Track
	Scott Ziemba	Soccer
1998	Martha Meyer	Volleyball
1999	Joy Krekelberg	Track
2000	Lisa Oldenburg	Basketball
	Kelly Roethe	Soccer
2001	Brian Wardle	Basketball
	Rhegan Hyypio	Soccer
2002	Joe Herrington	CC/Track
	Kristi Johnson	Basketball
2003	Kate Gordon	Soccer
2004	Susan Barth	CC/Track
2005	Brianna Dahm	CC/Track

