



November 21, 2009

Oakland (1-2, 0-0 Summit League)
at
Marquette (2-1, 0-0 BIG EAST)
Al McGuire Center (4,000)

2008 WNIT Champions • 8 NCAA Tournament Appearances (1994, 1995, 1997, 1998, 1999, 2000, 2004, 2007)

2009-10 Schedule

Date	Opponent	Time/Result
November		
Oct. 31	UW-Stout (exh.)	W, 118-71
Nov. 10	Beloit (exh.)	W, 102-30
Nov. 14	St. Francis (Pa.)	W, 74-38
Nov. 16	at Michigan	BTN L, 50-67
Nov. 19	Creighton	W, 66-59
Nov. 21	Oakland	2 p.m.
<i>Caribbean Challenge (Nov. 26-27)</i>		
Nov. 26	Cleveland State	2:30 p.m.
Nov. 27	Duke	6:30 p.m.
December		
Dec. 3	NJIT	7 p.m.
Dec. 9	at Illinois	BTN 8 p.m.
Dec. 11	Wisconsin	Sports32 7 p.m.
Dec. 13	Robert Morris	2 p.m.
Dec. 19	at Green Bay	7 p.m.
Dec. 21	Canisius	7 p.m.
Dec. 29	at Milwaukee	Sports32 8 p.m.
January		
Jan. 2	Pittsburgh*	Sports32 7 p.m.
Jan. 5	at St. John's*	6 p.m.
Jan. 10	Seton Hall*	2 p.m.
Jan. 13	Connecticut*	Sports32 7 p.m.
Jan. 16	at Villanova*	1 p.m.
Jan. 23	at Rutgers*	1 p.m.
Jan. 27	Georgetown*	Sports32 7 p.m.
Jan. 31	at DePaul*	ESPNU 3 p.m.
February		
Feb. 6	at Syracuse*	Noon
Feb. 9	USF*	CBSC 8 p.m.
Feb. 13	Providence*	2 p.m.
Feb. 16	at Louisville*	ESPNU 6 p.m.
Feb. 20	DePaul*	BETV 1 p.m.
Feb. 23	at Notre Dame*	6 p.m.
Feb. 27	at West Virginia*	6 p.m.
March		
March 1	Cincinnati*	Sports32 7 p.m.
BIG EAST Conference Tournament (March 5-9)		
March 5	First Round	XL Center
March 6	Second Round	XL Center
March 7	Quarterfinals	XL Center
March 8	Semifinals	XL Center
March 9	Championship	XL Center

- All times are listed as Central unless otherwise listed and are subject to change.
- Home games are played at the Al McGuire Center and are listed in bold.
- * Denotes BIG EAST game.

BTN - Big Ten Network
BETV - BIG EAST TV
CBSCS - CBS College Sports Network
Sports32 - Time Warner Cable Sports 32

2009-10 Marquette Records:

2-1	overall
0-0	BIG EAST
2-0	at home
0-1	on the road
0-0	at neutral sites

Head Coach Terri Mitchell Records:

257-147 (63.6)	14th season
124-76 (62.0)	in conference play
10-13 (43.5)	in conference tourneys
1-4 (20.0)	in BIG EAST Tournament
74-19 (79.1)	at the Al McGuire Center
3-6 (33.3)	in the NCAA Tournament
12-6 (66.7)	in the WNIT

The Marquette women's basketball team closes out a short two-game homestand at the Al McGuire Center Saturday, Nov. 21, at 2 p.m., against Oakland before it heads to Cancun, Mexico to play in the Caribbean Challenge over the Thanksgiving holiday. A live audio stream will be provided by WMUR.

The Golden Eagles enter play following a hard-fought 66-59 win over Missouri Valley Conference preseason favorite Creighton Thursday evening at "The Al." Senior Lauren Thomas-Johnson totaled a career-best 20 points, while Georgie Jones also pulled down a career-high 15 rebounds in the win.

Oakland (1-2), who was selected to finish second in the Summit League, returns nine letterwinners and four starters from last season's team, which finished 26-7 overall, 16-2 in Summit League play. Rookie Bethany Watterworth leads the Grizzlies with 19.7 points per game, while All-Summit League Pre-season Team selection senior Melissa Jeltema follows with 12.7 ppg through three contests.

The Grizzlies lone win this season was at Columbia, 61-58, in overtime. OU has suffered losses to Toledo (87-75) and Detroit (74-65) on its home court.

Marquette is 4-0 all-time against the Grizzlies. The two teams last met on December 28, 2008 at the O'Rena where Angel Robinson scored a career-high 33 points to lead MU past Oakland, 78-68.

Marquette All-Access

TV:	None
Radio:	WMUR
Internet:	WMUR
Live Stats:	gomarquette.com

Marquette Probable Starters

	Yr.	Pos.	Ht.	MPG	PPG	RPG	APG	
11	Janelle Harris	Sr.	G	6-0	22.7	8.0	4.3	0.3
12	Jessica Pachko	So.	F	6-0	25.3	7.0	8.0	1.3
24	Lauren Thomas-Johnson	Sr.	G	5-10	29.0	12.7	2.3	0.3
32	Angel Robinson	Jr.	G	5-8	34.0	10.7	5.3	4.0
41	Paige Fiedorowicz	Jr.	F	6-0	7.5	3.5	1.5	0.5

Marquette Reserves

	Yr.	Pos.	Ht.	MPG	PPG	RPG	APG
00	Jasmine Collins	Jr.	F	6-2	2.0	-	-
3	Courtney Weibel	Jr.	G	5-8	10.3	2.3	1.0
22	Jocelyn Mellen	R-Jr.	F	6-3	21.0	5.0	5.5
23	Tatiana McMorris	Jr.	G	5-7	23.3	5.3	3.0
34	Georgie Jones	So.	C	6-2	18.3	3.7	7.3
42	Sarina Simmons	Fr.	F	6-1	17.3	7.0	4.0

2008-09 Marquette Numerical Roster

No.	Name	Pos.	Ht.	Yr.	Hometown (Last College/High School)
0	Jasmine Collins	F	6-2	Jr.	Detroit, Mich./Martin Luther King
3	Courtney Weibel	G	5-9	Jr.	Rockton, Ill./Hononegah
11	Janelle Harris	G	6-0	Sr.	Detroit, Mich./Renaissance
12	Jessica Pachko	F	6-2	So.	Cincinnati, Ohio/Oak Hills
22	Jocelyn Mellen	F	6-3	R-Jr.	Dixon, Ill./Newman Catholic
23	Tatiana McMorris	G	5-7	Jr.	Bronx, N.Y./ John F. Kennedy
24	Lauren Thomas-Johnson	G	5-10	Sr.	Manchester, England/Notre Dame Academy (Va.)/Kirkwood CC
32	Angel Robinson	G	5-8	Jr.	St. Paul, Minn./Central
34	Georgie Jones	C	6-2	So.	St. Paul, Minn./Central
41	Paige Fiedorowicz	F	6-0	Jr.	Johnsburg, Ill./Johnsburg
42	Sarina Simmons	F	6-1	Fr.	Milwaukee, Wis./King

Head Coach: Terri Mitchell

Assistant Coaches: Michelle Nason, Cara Consuegra, Jennie Baranczyk

Quick Facts

Location	Milwaukee, Wis., 53233
Founded	1881
Enrollment	11,000
Nickname	Golden Eagles
Colors	Blue ^(PMS 281) and Gold ^(PMS 123)
Arena	Al McGuire Center (4,000)
Affiliation	NCAA Division I
Conference	BIG EAST
President	Rev. Robert A. Wild, S.J.
Athletics Director	Steve Cottingham
Ticket Office:	414-288-GOMU
Athletics Website	www.gomarquette.com
First Year of Basketball	1975-76
All-Time Record	504-444 (53.2)
2008-09 Results	
Overall Record	17-16
BIG EAST Record/Finish	7-9/9th
NCAA Tourney Appearances 8	
Last NCAA Appearance	2007
WNIT Appearances/Last	4/2009
Last Postseason	WNIT, 2009
Result	Third Round
	Lost at Illinois State, 51-50
Media Relations	
Women's Basketball Contact	Amy Ufnowski
Office Phone	414-288-7419
Cell Phone	414-313-6717
E-Mail	Amy.Ufnowski@marquette.edu
Media Relations Fax	414-288-6519
Al McGuire Center Press Row	414-288-0340
Athletics Website	www.gomarquette.com
Delivery Address	Al McGuire Center 770 N. 12th Street Milwaukee, WI 53233-2203

Marquette Basketball Staff

Head Coach	Terri Mitchell (Duquesne, '89)
Assistant Coaches	Michelle Nason (Bradley, '95) Cara Consuegra (Iowa '01) Jennie Baranczyk (Iowa, '04)
Dir. of Basketball Operations	Angie Lewis (Saint Louis, '04)
Asst. Dir. of Basketball Operations	Angie Nelp (Colorado State, '02)
Athletic Trainer	Jeremy Johnson (Penn State, '99)
Strength and Conditioning Coach	Rudy Thomas (Wis.-La Crosse, '01)

Pronunciation Guide

Cara Consuegra — Con-sueg-raa
 Paige Fiedorowicz — Fa-door-o-witz
 Jennie Baranczyk — bar-on-check
 Janelle Harris — Juh-Nell
 Jocelyn Mellen — joss-lin
 Tatiana McMorris — tot-E-ana
 Jessica Pachko — Patch-co
 Sarina Simmons — simmons
 Courtney Weibel — WHY-bull

Credentials

Media interested in covering the Golden Eagles, both at home and on the road, should contact Amy Ufnowski, Associate Director of Athletic Media Relations, at least 48 hours prior to the game.

News and Notes

A Quick Glimpse at the Golden Eagles

The Golden Eagles return three starters and 10 letterwinners from a season ago that finished 17-16 overall and in ninth place in the BIG EAST with a 7-9 league record. All-BIG EAST Preseason Team selection Angel Robinson returns for her junior season as well as BIG EAST All-Freshman team honoree sophomore Jessica Pachko.

Milwaukee native, freshman Sarina Simmons (Milwaukee King), is Marquette's lone newcomer to the team.

Marquette will be an experienced team as its makeup consists of two seniors, seven juniors, two sophomores and one freshman. 76.9 percent of its starts are back (127/165) for the 2009-10 campaign.

No Rest for the Weary

The Golden Eagles will be battle-tested not only because of the opponents they will play in the non-conference schedule, but by the number of games in short turnarounds they will face. In a week's time (Nov. 14-21), Marquette will have played four games, including two in which it had one day to prepare (Michigan and Oakland). The team will face a similar situation in December (11-21) when it will host Robert Morris and Wisconsin with just a days rest in between, and play at Green Bay at 7 p.m., (Dec. 19) only to come home to play Canisius on Dec. 21 at 7 p.m.

Double it up

For the first time since the 2007-08 season, Marquette had two players register 10 or more rebounds in the same game. Sophomore center Georgie Jones reached a career high with 15 rebounds, leaving her one short of the Al McGuire Center record of 16, last reached by Jocelyn Mellen on March 3, 2008 against USF, while roommate Jessica Pachko matched a career-best 10 in the 66-59 win over Creighton. Collectively, Marquette posted 52 for the game, the most since it grabbed 54 at USF on Feb. 3, 2009.

Thomas-Johnson Enjoy's Career Night

Senior guard Lauren Thomas-Johnson continues to live up to her potential with each game this season and it showed in a 66-59 win over Creighton as she poured in a career-best 20 points. Thomas-Johnson was a perfect 6-of-6 from the charity stripe for the Golden Eagles, sinking two free throws with 14 seconds left to seal the victory. She also hit a season-high two buckets from long range. The 20-point outing was also the first for the team this season.

Start it Up

The Marquette starting five of Angel Robinson, Lauren Thomas Johnson, Janelle Harris, Jessica Pachko and Jocelyn Mellen have accounted for 60 percent or more of the Golden Eagles' scoring output in its first two games. Thomas-Johnson and Mellen led the effort with 14 and 10 points, respec-

tively against St. Francis, while Robinson and Harris each scored 11, and Pachko added 10 at Michigan.

Robinson Named to Naismith Trophy Preseason Watch List

Marquette junior guard Angel Robinson has been named to the 2009-10 Naismith Trophy Preseason Watch List presented by AT&T. The Naismith Trophy is the most prestigious national award presented annually to college basketball's players of the year.

Robinson, a unanimous All-BIG EAST Preseason selection, is one of eight players on the list who represent the BIG EAST.

The watch list was compiled by the Atlanta Tipoff Club's Board of Selectors, which based its criteria on player performances from the previous year and expectations for the 2009-10 college basketball season. The Naismith Trophy presented by AT&T will be awarded at the 2010 NCAA Women's Final Four in San Antonio, Texas.

In late February, the Atlanta Tipoff Club's Board of Selectors will compile a mid-season team of the Top 30 players in the nation. Then in March, the Naismith Trophy voting academy will vote to narrow the list to the four finalists.

Jocelyn Mellen Enjoys Productive Return

Junior Jocelyn Mellen had a successful return to the court against St. Francis (PA) last Saturday. The red-shirt junior who was sidelined after tearing her ACL in the fifth game of the season, made her first start of the season against the Red Flash. Mellen was perfect from the field making all five of her shots, pulled down seven rebounds and dished two assists. Mellen finished the game with 10 points in 23 minutes to mark the sixth time of her career she recorded double-digit points.

Golden Eagles Win Season Opener

The Golden Eagles won their seventh straight season lidlifter in the form of a 74-38 rout of St. Francis (PA) Saturday afternoon. Marquette had a stellar defensive effort against the Red Flash holding it to just 38 points, the lowest point total Marquette has given up since it beat Toledo, 67-28, on Nov. 24, 2004. It also forced St. Francis to commit 24 turnovers. For the contest, MU outscored St. Francis 44-16 in the paint. Marquette moved to 11-3 in season openers under Mitchell.

Plenty of Contributions in Exhibition Wins

The Golden Eagles topped the 100-point mark in both of their exhibition games defeating UW-Stout, 118-71, and Beloit, 102-30, and had plenty of contributions from all 10 of their active players. Against Stout, Marquette shot 59.5 percent (47-of-79), with every player in the lineup scoring, including seven in double-digits. Sarina Simmons led the way with 19, while Jocelyn Mellen and Lauren Thomas-Johnson each added 14, Janelle Harris, Angel Robinson and Jasmine Collins each contributed 13

2009-10 BIG EAST Preseason Poll

1. Connecticut (15) 225
2. Notre Dame (1) 210
3. DePaul 171
Louisville 171
5. Pittsburgh 167
6. Rutgers 156
7. Syracuse 126
8. Georgetown 124
9. West Virginia 121
- 10. Marquette 111**
11. USF 86
12. St. John's 84
13. Villanova 78
14. Seton Hall 33
15. Cincinnati 31
16. Providence 26

2009-10 BIG EAST Standings

	BIG EAST		Overall	
Syracuse	0-0	.000	3-0	1.000
Connecticut	0-0	.000	2-0	1.000
DePaul	0-0	.000	2-0	1.000
Notre Dame	0-0	.000	2-0	1.000
Providence	0-0	.000	2-0	1.000
Seton Hall	0-0	.000	2-0	1.000
St. John's	0-0	.000	2-0	1.000
Villanova	0-0	.000	2-0	1.000
Pittsburgh	0-0	.000	1-0	1.000
Marquette	0-0	.000	2-1	.667
Rutgers	0-0	.000	2-1	.667
West Virginia	0-0	.000	2-1	.667
Cincinnati	0-0	.000	1-1	.500
Georgetown	0-0	.000	1-1	.500
Louisville	0-0	.000	1-1	.500
USF	0-0	.000	1-2	.333

*games through Nov. 19, 2009

Elsewhere in the BIG EAST

Thursday, Nov. 19

TBA vs DePaul
TBA vs Seton Hall
Detroit-Mercy at Cincinnati
Boston University at St. John's
North Florida at USF
Seattle University at Georgetown

2009-10 Women's Basketball National Polls

Associated Press Top 25

Rank	School (First Place Votes)	Record	Points	Last
1.	Connecticut	1-0	1000	1
2.	Stanford	2-0	957	2
3.	Ohio St.	2-0	889	3
4.	North Carolina	1-0	855	5
5.	Notre Dame	1-0	844	4
6.	Tennessee	1-0	806	8
7.	LSU	1-0	707	9
8.	Baylor	0-1	650	7
9.	Xavier	1-0	584	11
10.	Texas	1-0	575	12
11.	Duke	1-1	536	6
12.	Virginia	2-0	461	14
13.	Florida St.	1-0	438	15
14.	Arizona St.	1-0	409	16
15.	Texas A&M	1-0	406	NR
16.	Georgia	1-0	400	21
T17.	DePaul	2-0	340	17
T17.	California	1-0	340	18
19.	Kansas	1-0	281	20
20.	Oklahoma	1-1	277	13
21.	Michigan St.	1-1	227	10
22.	Vanderbilt	1-0	181	22
23.	Louisville	1-0	156	23
24.	Middle Tenn. St.	1-0	149	24
25.	Mississippi St.	2-0	113	NR

Also receiving votes: Maryland 97, Georgia Tech 76, San Diego State 67, Pittsburgh 33, South Dakota State 31, Oklahoma State 23, Rutgers 22, Marist 15, Dayton 14, Purdue 14, Wisconsin-Green Bay 7, Nebraska 6, TCU 5, Minnesota 3, St. John's 3, Louisiana Tech 2, Delaware 1,

Nov. 16, 2009

USA Today/ESPN Coaches Top 25

Rank	School (First Place Votes)	Record	Points	Last
1.	Connecticut (31)	1-0	775	1
2.	Stanford	2-0	742	2
3.	Ohio State	2-0	695	3
4.	North Carolina	1-0	647	5
5.	Tennessee	1-0	595	9
6.	Notre Dame	1-0	578	7
7.	Arizona State	1-0	511	11
8.	Texas A&M	1-0	494	16
9.	Baylor	0-1	487	4
10.	Florida State	1-0	435	12
11.	California	1-0	413	13
12.	Duke	1-1	394	6
13.	Texas	1-0	381	14
14.	Xavier	1-0	373	15
15.	LSU	1-0	326	17
16.	Oklahoma	1-1	298	8
17.	Virginia	2-0	284	18
18.	Vanderbilt	1-0	221	20
19.	Louisville	1-0	210	19
20.	Maryland	2-0	189	21
21.	Michigan State	1-1	171	10
22.	Georgia	1-0	151	NR
23.	Purdue	1-0	119	23
24.	Iowa State	1-0	101	24
25.	Pittsburgh	0-0	95	22

Also receiving votes: DePaul 88; Middle Tennessee 85; Kansas 54; San Diego State 29; Auburn 26; Mississippi State 25; South Dakota State 17; TCU 12; Rutgers 8; Syracuse 6; Kansas State 5; Gonzaga 4; Oklahoma State 4; Temple 4; Dayton 3; Florida 3; Georgetown 3; Richmond 2; Southern Methodist 2; Vermont 2; Western Kentucky 2; East Carolina 1; Hartford 1; Houston 1; Michigan 1; South Florida 1; West Virginia 1.

Nov. 17, 2009

and Georgie Jones scored 10. Robinson distributed the ball effectively registering 11 assists, while swiping four steals. It was much of the same against Beloit as the Golden Eagles posted 30 assists on 41 baskets and forced 40 Beloit turnovers. Every player in the lineup made at least on basket. Thomas-Johnson led all scorers with 19 points and McMorris (17), Simmons (13) Pachko (12) and Weibel (11) also poured in double-digit scoring efforts.

Robinson Named to Preseason All-BIG EAST Team

Junior guard Angel Robinson was one of three unanimous selections to the Preseason All-BIG EAST Team announced at the BIG EAST Women's Basketball Media Day at ESPN Zone in New York City.

Robinson, an All-BIG EAST Second Team selection for the 2008-09 season, returns for her junior season as one of 12 total All-BIG EAST preseason selections. Robinson led the Golden Eagles with 13.9 points per game (15.9 ppg in BIG EAST play) and was the team's second leading rebounder pulling down 5.0 rebounds per game (5.8 rpg in BIG EAST play).

Marquette Picked 10th

Marquette was picked to finish 10th in the BIG EAST Conference at the league's annual media day. MU finished with 111 points, 10 points behind West Virginia (121), predicted to finish ninth in the poll, while tallying 25 more points than reigning WNIT Champion USF, selected 11th. The poll is determined by a vote of the league's 16 head coaches who are not permitted to select their own teams. Connecticut garnered 15 of 16 first-place votes to total 225 points in the poll.

MU Starting Line-Ups, Points and % of Offense

Opponent	MU Starting Line-Up	Line-Up Record	Points	% of Offense	WL
St. Francis	Robinson, Thomas-Johnson, Harris, Pachko, Mellen	1-0	49	62.8	W
at Michigan	Robinson, Thomas-Johnson, Harris, Pachko, Mellen	1-1	36	72.0	L
Creighton	Robinson, Thomas-Johnson, Harris, Pachko, Fiedorowicz	1-0	48	72.7	W
Oakland					
vs Cleveland State					
vs Duke					
NJIT					
at Illinois					
Kansas					
Wisconsin					
Robert Morris					
at Green Bay					
Canisius					
at Milwaukee					
Pittsburgh					
at St. John's					
Seton Hall					
Connecticut					
at Villanova					
at Rutgers					
Georgetown					
at DePaul					
at Syracuse					
USF					
Providence					
at Louisville					
DePaul					
at Notre Dame					
at West Virginia					
Cincinnati					

Hit the Road

If it's one thing that head coach Terri Mitchell does not shy away from it's a challenging road non-conference schedule to prepare the team for the rigors of the BIG EAST Conference slate. This season will be no different as the Golden Eagles played their second game of the season on the road at Michigan. After two home games, Marquette will travel to Cancun, Mexico where it will play two games in as many days against No. 11/12 Duke and Cleveland State. The Golden Eagles will travel to play Illinois, Green Bay and UWM in non-conference road action.

Head Coach Terri Mitchell Quickhits

- Head coach Terri Mitchell won her 250th career game at Georgetown (80-65) on Jan. 21, 2009.
- With its win over Cincinnati 67-61, on Feb. 18, 2009, Marquette earned its 500th program victory. Marquette is 502-444 since its first season of basketball in 1975-76.
- Of those 500 wins, Mitchell accounts for 256. Prior to Mitchell's appointment as head coach, Tat Shieley (1975-1986, 111-148), Sr. Maria Pares (1986-1990, 42-69), and Jim Jabir (1990-96, 94-81) combined for 247 wins.
- Mitchell ranks third in school history among all sports with 257 career victories. Only Al McGuire (men's basketball, 1964-77, 295 wins) and Jody Bronson (women's tennis, 1985-pres., 295 wins) have more career victories.
- Mitchell coached her 400th career game against Butler in the WNIT Second Round.
- Marquette is 17-39 all-time against ranked opponents under Mitchell.

Marquette Signs Four

MILWAUKEE - The Marquette women's basketball program announced Thursday the signing of four National Letters of Intent by players in the Class of 2010. Mercedes Griffin, Courtney Thomas, Gabrielle (Gabi) Minix, and Katie Young will join the Golden Eagles in the fall of 2010.

Griffin, 5'9" guard, will join the Golden Eagles from Bolingbrook High School. She led the Raiders to the Illinois 4A title in her junior year while helping the team to a No. 3 ranking in the ESPN Rise Fab 50 standings. As a junior, she received All-Area Greater Chicago Team honorable mention accolades. A former starter at Joliet High School, the forward averaged 10 points and 4.5 rebounds per game before transferring to Bolingbrook. Her high school performance has characterized her as an all-around contributor and solid defensive player.

Thomas, a 6'0" forward from Montini Catholic High School in Lombard, Ill., has been ranked as high as No. 29 in the ESPN HoopGurlz for the Class of 2010. As a sophomore, Thomas was named to the All-Area Greater Chicago Third Team, playing alongside University of Connecticut commit Michala Johnson. She played club basketball with Full Package.

Indiana native Gabrielle (Gabi) Minix will be the second member of her family to play Division I basketball, with her sister currently a freshman guard at Murray State University. Minix, a 5'9" point guard, averaged 16 points, eight assists and five rebounds, leading Oregon-Davis High School (Hamlet, Ind.) to a 22-3 campaign her junior year. A 2008 and 2009 AP Indiana All-State Girls Basketball Team selection, Minix is a 2010 Indiana All-Star Candidate. Her freshman season, she helped her team to the 2007 Class 1-A state championship.

Young, a 5-11 guard from Bradford High School in Kenosha, Wis., was an All-Southeast Conference First Team honoree following a junior campaign in which she averaged 14.6 points, 6.8 rebounds, 2.3 assists, 1.9 blocks and 1.6 steals per campaign. In the final six games of her junior season, she averaged 17.2 points per game, earning her an honorable mention for the Milwaukee Journal Sentinel's All-Area Girl's Basketball team. The guard tallied 24 treys as a junior while leading Bradford in points, assists and blocks.

Threes Anyone?

Marquette has made a three-pointer in 157 consecutive games dating back to Nov. 24, 2004. The national high school made three-point record-holder, Courtney Weibel sunk two against St. Francis in a career-high 22 minutes, while senior guard Lauren Thomas-Johnson hit two in a win over Creighton.

Robinson Changes Jersey Number

Junior guard Angel Robinson, who was for two seasons the only player in program history to wear No. 1, elected to change her jersey number to 32 for the remainder of her Marquette career. Robinson said she made the change due to superstition and the influence of her father whose favorite player is the legendary Magic Johnson.

Sarina Simmons Stays in Town

Sarina Simmons, a highly recruited 6-1 forward out of Milwaukee Rufus King elected to play college basketball in her home city of Milwaukee. Simmons joins the Golden Eagles following a stellar prep career where she was ranked as high as No. 8 by the Collegiate Girls Basketball Report and No. 47 by All-Star Girls Basketball Report. ESPN HoopGurlz listed her as No. 59 overall, and as the 14th best wing recruit of the 2009 class.

Simmons is the first player from the city of Milwaukee to play at Marquette since the 2002-03 season.

Robinson Closes in on 1,000 Points

Junior guard Angel Robinson is closing in on the 1,000 point plateau. Robinson is 110 points shy of becoming the 21st player in program history to score 1,000 points in her career.

Lights, Camera, Action

The Marquette women's basketball team will make five appearances on national and regional networks during the 2009-10 season, three as part of the BIG EAST Conference's expanded television coverage announced Thursday.

ESPNU will broadcast live the Golden Eagles' game at DePaul on Sunday, Jan. 21, at 3 p.m., while CBS College Sports will broadcast one game as part of its "Game of the Week" package. Marquette's game at the Al McGuire Center against USF on Tuesday, Feb. 9, at 8 p.m., will be the second game as part of a Tuesday night double-header on the network.

BIG EAST TV is slated to televise the Golden Eagles' home game against DePaul on Saturday, Feb. 20 at 1 p.m. BIG EAST TV can be seen locally on Time Warner Cable's Sports 32.

Additionally, the Golden Eagles will appear on the Big Ten Network twice when they play at Michigan (Nov. 16) and at Illinois (Dec. 9). The Big Ten Network can now be seen locally in Milwaukee on Time Warner Cable Ch. 63 or in high definition on Ch. 527.

Terri Mitchell TV Show

Marquette head women's basketball coach

Terri Mitchell's television show begins this week. The Terri Mitchell Show debuts Friday on Sports32 at 5 p.m.

The Terri Mitchell Show, which will include player interviews, highlights and behind-the-scenes access to the Marquette women's basketball team, will air during its regularly scheduled time slot of 5 p.m. CT on Friday nights and re-air several times over the course of the week. The season premier will re-air at 10:30 p.m. Friday evening, and again on Saturday, Nov. 14 at 7:30 a.m., and 8:30 a.m.

The show is hosted by former Marquette women's basketball player Kareeda Chones-Aguam.

Head Coach Terri Mitchell

Believe, Commit, Mature, Respect, Thankfulness - These are the five principles that serve as the foundation of the Marquette women's basketball team. And with these principles Marquette lives by each day, head coach Terri Mitchell has molded the Golden Eagles into champions.

The foundation was laid years ago during her upbringing in Harrisburg, Pa. The life lessons Mitchell learned have served as her guide in coaching the Marquette women's basketball team for the last 13 years.

The Golden Eagles have thrived under Mitchell as she has compiled a 257-147 overall record - just short of 20 wins per season - 11 trips to the postseason and eight 20-win seasons. Notably, the Golden Eagles have earned seven consecutive postseason berths, including two trips to the NCAA Tournament Second Round (2004, 2007) and winning the Women's National Invitation Tournament crown in 2008.

On the court, Mitchell's teams are known for their well-balanced offense coupled with a tenacious style of defense. Off the court they are known for their academic excellence and commitment to community service.

Since becoming the fourth women's basketball coach in Marquette University history, Mitchell has paved a path of excellence. That journey began in her very first year, as Mitchell was at the helm for the largest turnaround in school history. She guided MU to a 21-10 record in 1996-97, which was 13 wins better than the previous season's record of 8-20. It was the largest turnaround of any first-year head coach and third-best single-season turnaround among all NCAA Division I schools that year.

The drive and commitment to excellence Mitchell had her first year as a head coach continues to be instilled in her teams year after year. Her players don't question it; they know it and live it each day. One of the team's favorite Mitchell sayings is "we didn't come to just compete in the BIG EAST, we came to win it."

USA Basketball

The respect and admiration for the way Terri Mitchell relates to her players and her success in the BIG EAST Conference

led to an opportunity with USA Basketball. During the summer of 2008, Mitchell served as an assistant coach for USA Basketball's U18 Women's National Team. Under her guidance, Team USA won the gold medal while rolling through the FIBA Americas Championship in Buenos Aires, Argentina undefeated.

Marquette has also had other ties to USA Basketball during Mitchell's tenure, as Krystal Ellis was a finalist for a spot on the 2007 USA Women's Pan American Games Team.

Player Development

Mitchell believes that her personal interaction with each player not only leads to success on the court, but off it as well. Her vision for each player in her program is that they enter as girls, but leave as well-rounded, confident young women.

Under her guidance, her student-athletes have earned numerous individual accolades, for their work on the hardwood and in the classroom. Since 1996, 20 of Mitchell's players have earned all-conference honors, while two have achieved All-America status, with Krystal Ellis becoming MU's latest All-America selection following the 2006-07 season. Ellis was also the third player in program history to earn repeat first team all-conference honors. In addition, 27 players have earned spots on the league's Academic Honor Roll and three have been awarded GTE Academic All-America honors.

Service

Through her faith, compassion for others, and commitment to service, she has touched the lives of many. For example, in May of 2006 Mitchell took a mission trip to Rwanda where she spent 16 days in the impoverished African country.

In addition to her coaching duties, Mitchell is active in the community and is heavily involved with charitable events. She is an avid speaker on campus, at local schools, basketball clinics, nonprofit organizations and is actively



The Mitchell Record

Season	Record	Accolades
Head Coach, Marquette (1996-present)		
2009-10	2-1	
2008-09	17-16	First win over Top-10 opponent WNIT 3rd Round WBCA Executive Committee
2007-08	21-14	WNIT Champions Wisconsin Basketball Coaches Assoc. Div. I Women's Coach of the Year WBCA Executive Committee
2006-07	26-7	NCAA 2nd Round BIG EAST Coach of the Year Wisconsin Basketball Coaches Assoc. Div. I Women's Coach of the Year WBCA Executive Committee
2005-06	22-11	WNIT Championship Finalist
2004-05	18-12	WNIT 1st Round WBCA Board of Directors
2003-04	22-10	NCAA 2nd Round WBCA Board of Directors
2002-03	16-14	WNIT 2nd Round; WBCA Board of Directors
2001-02	14-14	WBCA Board of Directors
2000-01	13-16	
1999-2000	22-7	C-USA Coach-of-the-Year; C-USA Champs; NCAA Tournament NCAA Div.-I Midwest Region Advisory Committee Div. I All-America Committee
1998-99	21-8	C-USA Champs; NCAA Tournament Wisconsin Basketball Coaches Assoc. Div. I Women's Coach of the Year NCAA Div.-I Midwest Region Advisory Committee Div. I All-America Committee
1997-98	22-7	C-USA Coach-of-the-Year C-USA Div. Champs NCAA Tournament
1996-97	21-10	C-USA Div. Champs NCAA 2nd Round
Career	257-147	63.6 percent
Assistant Coach, Marquette (1991-96)		
1995-96	8-20	
1994-95	19-12	GMC Tourney Champs NCAA Tournament
1993-94	22-7	Great Midwest Champs NCAA Tournament
1992-93	22-9	NWIT
1991-92	16-13	
Graduate Assistant, Arizona State (1989-90)		
1989-90	13-15	
Letterwinner, Duquesne (1986-89)		
Career Notes		
<ul style="list-style-type: none"> • 257-147 career record • The winningest women's basketball coach in MU history • The second coach in MU women's history to win 100 games • The first coach in MU women's history to win 200 games • Six NCAA Tournament appearances • Four WNIT appearances • Two time C-USA Champions • Three-time Conference Coach of the Year • Three-time Wisconsin Basketball Coaches Assoc. Div. I Women's Coach of the Year 		

Mitchell All-Time vs the Top 25

Nov. 23, 1996	#3 Tennessee 83, Marquette 68 (Howard Bank Classic - Burlington, Vt.)
Jan. 5, 1997	at Marquette 66, #24 DePaul 59
Jan. 17, 1997	at #25 DePaul 89, Marquette 83
Feb. 14, 1997	at #25 Tulane 76, Marquette 70
Mar. 15, 1997	Marquette 70, #21 Clemson 66 (NCAA Tournament - Baton Rouge, La.)
Mar. 17, 1997	#9 LSU 71, Marquette 58 (NCAA Tournament - Baton Rouge, La.)
Dec. 7, 1997	at #6 Illinois 99, Marquette 86
Mar. 13, 1998	#12 Florida Intl. 59, Marquette 45 (NCAA Tournament - Chapel Hill, N.C.)
Nov. 28, 1998	Marquette 77, #13 Florida 61 (Ronald McDonald Classic - Durham, N.C.)
Nov. 29, 1998	#20 Duke 91, Marquette 60 (Ronald McDonald Classic - Durham, N.C.)
Dec. 8, 1999	at Marquette 69, #22 Wisconsin 65
Jan. 2, 2000	at #10 Notre Dame 75, Marquette 60
Feb. 5, 2000	Marquette 81, at #21 Tulane 62
Dec. 21, 2000	#3 Notre Dame 75, at Marquette 56
Nov. 17, 2001	#7 Iowa State 68, Marquette 50
Nov. 29, 2001	at #16 Michigan 65, Marquette 49
Dec. 5, 2001	#19 Wisconsin 56, Marquette 55
Jan. 2, 2002	Marquette 56, at #20 Colo. State 52
Dec. 31, 2002	#13 Notre Dame 75, at Marquette 68
Jan. 8, 2003	#19 Green Bay 58, at Marquette 47
Jan. 12, 2003	#25 DePaul 62, at Marquette 57
Feb. 8, 2004	at #15 DePaul 61, Marquette 59
Feb. 20, 2004	at #17 TCU 56, Marquette 47
Feb. 22, 2004	at #21 Houston 77, Marquette 64
Feb. 29, 2004	at Marquette 62, #20 DePaul 61
Mar. 3, 2004	Marquette 74, #24 DePaul 70 (C-USA Tournament - Fort Worth, Tex.)
Mar. 6, 2004	#11 Houston 67, Marquette 59 (C-USA Tournament - Fort Worth, Tex.)
Mar. 23, 2004	#1 Duke 76, Marquette 67 (NCAA Tournament - Durham, N.C.)
Dec. 19, 2004	#7 Notre Dame 50, Marquette 47
Jan. 9, 2005	Marquette 63, #18 DePaul 57
Feb. 27, 2005	at #12 DePaul 77, Marquette 56
Feb. 8, 2006	Marquette 74, at #23 St. John's 59
Feb. 21, 2006	#8 Rutgers 71, at Marquette 50
Feb. 25, 2006	at #7 Connecticut 74, Marquette 59
Nov. 14, 2006	at Marquette 78, #-/23 Washington 61
Jan. 6, 2007	at #18/ Marquette 82, #23/24 DePaul 79
Jan. 30, 2007	at #23/25 Rutgers 66, #16/18 Marquette 56
Feb. 3, 2007	#6/5 Connecticut 52, #16/18 Marquette 48
Feb. 17, 2007	at #21/21 Marquette 65, #20/19 Louisville 54
Mar. 5, 2007	#19/21 Rutgers 63, #21 Marquette 55 (BIG EAST Tournament - Hartford, Conn.)
Mar. 19, 2007	#9/10 Oklahoma 78, #22/ Marquette 47 (NCAA Tournament - Austin, Texas)
Nov. 17, 2007	at Marquette 67, #RV/25 Wisconsin 53
Dec. 30, 1007	#23/RV Arkansas 71, Marquette 69
Jan. 8, 2008	#5/5 Rutgers 65, at Marquette 61
Jan. 16, 2008	at #14/14 West Virginia 68, Marquette 63
Jan. 19, 2008	at Marquette 65, #23/22 DePaul 56
Feb. 10, 2008	at #23/24 Syracuse 70, Marquette 67
Feb. 13, 2008	at #16/16 Notre Dame 99, Marquette 76
Feb. 20, 2008	at #1/1 Connecticut 95, Marquette 63
Feb. 23, 2008	at Marquette 76, #23/21 Pittsburgh 69
Nov. 29, 2008	#16/15 Virginia 76, at Marquette 71
Jan. 13, 2009	at Marquette 75, #10/4 Notre Dame 65
Jan. 18, 2009	at #23/23 Rutgers 76, Marquette 53
Jan. 30, 2009	at #21/24 Pittsburgh 86, Marquette 54
Feb. 7, 2009	#1/1 Connecticut 83, at Marquette 49
March 2, 2009	#7/7 Louisville 66, at Marquette 61

involved in prison ministry. Through her speaking engagements, Mitchell incorporates the program's five principles and encourages her audiences to dream, believe, and live in the now. She also hosted motivational breakfasts entitled "Breakfast with Terri," for Milwaukee area business women from 2004-09.

Mitchell believes in giving back to her profession and the community by serving on several Women's Basketball Coaches Association (WBCA) committees as well as on its Executive Board as Treasurer, the State Farm Wade Trophy Committee, the Midwest Athletes against Childhood Cancer (MACC) Fund Board of Directors, and many other service-oriented organizations.

Service is not only a significant part of Mitchell's life, but of her team's life as well. The Golden Eagles are involved in many service projects throughout the year including Big Brothers Big Sisters of Metro Milwaukee, Briggs & Al's Run & Walk, the Susan G. Komen Race for the Cure, the Kay Yow/WBCA Cancer Fund, the American Heart Association, the WBCA's Pink Zone initiative, school speaking engagements and basketball clinics.

Career Overview

2008-09

During the 2008-09 campaign, MU qualified for its seventh consecutive postseason appearance by earning a spot in the WNIT. Led by Second Team All-BIG EAST honoree Angel Robinson, All-BIG EAST Honorable Mention selection Krystal Ellis, who set the program's all-time scoring record with 1,940 points, and BIG EAST All-Freshman Team selection Jessica Pachko, the Golden Eagles finished with an overall record of 17-16.

Highlighting the season was a 75-65 win over No. 10/4 Notre Dame on Jan. 13, 2009 before a national television audience at the Al McGuire Center. The win marked Mitchell's first ever over a nationally ranked top-10 opponent.

2007-08

"Champions" is a word Mitchell's team speaks daily. Mitchell is adamant that one's words lead to one's destiny. It did on April 5, 2008, when the Golden Eagles marched into the Breslin Center at Michigan State and knocked off the Spartans, 81-66, to claim the Women's National Invitation Tournament Championship. It marked the fourth national title in Marquette history and the

first in women's history.

Up against a bevy of talented teams - the BIG EAST sent 12 teams to post-season play - Mitchell led the youngest team in the BIG EAST Conference into battle with six freshmen and only one returning starter. The Golden Eagles fought through adversity, and won over 20 games for the third straight season. Marquette finished the season with a five-game win streak-its longest of the season-and was one of only two Division I women's college basketball teams in the nation to end the postseason with a victory. Junior Krystal Ellis was named First Team All-BIG EAST for the second consecutive season and freshman phenom Angel Robinson was an all-freshman team selection. Both continued their stellar play through the team's championship run and were honored with WNIT All-Tournament Team accolades. Ellis was named tournament MVP.

Following its championship run, Marquette was honored by the City of Milwaukee and Mayor Tom Barrett as they proclaimed April 15, 2008 Marquette Women's Basketball Day. For the second consecutive year, Mitchell earned the Wisconsin Basketball Coaches Association Division I Women's Coach of the Year honor.

2006-07

The 2006-07 season was one for the history books as Mitchell guided the Golden Eagles to their best season ever, a 26-7 overall record. It was the seventh season in which her team won 20 or more games. After being picked eighth in the BIG EAST pre-season poll, Marquette started the season winning 15 of its first 16 games, and jumped into the national polls on December 4 for the first time since the 1999-2000 season.

The season for the ages included a school record 14-game win streak and being ranked in the Top 25 for the majority of the season. During that streak, Mitchell won her 200th game on Dec. 9, 2006. In BIG EAST play, the Golden Eagles finished tied for second place with Rutgers, registering a 12-4 conference record. For her efforts, Mitchell received the league's highest honor and was named the BIG EAST Coach of the Year. It was Mitchell's third coach of the year honor of her career.

More honors continued to follow Mitchell at the conclusion of the 2006-07 season as she was elected to the Women's Basketball Coaches Association (WBCA) Executive Committee as its Treasurer and tabbed the Wisconsin Basketball Coaches Association Division I Women's Coach of the Year.

She was also named a Woman of Influence by the Milwaukee Business Journal in the category of "Inspiration."

Marquette made a trip back to the "big dance" behind the inside-outside combination of All-BIG EAST First Team selections Krystal Ellis and Christina Quaye, and the leadership of seniors Jasmine McCullough, Danielle Kamm and Efueko Osagie-Landry. It was the first time in program history two players were first team all-conference selections in the same year.

2005-06

In 2005-06, Marquette made a remarkable post-season run, advancing to the championship game of the Women's National Invitation Tournament. Led by All-BIG EAST honorees Christina Quaye, Carolyn Kieger, and BIG EAST All-Rookie Team member Krystal Ellis, the Golden Eagles posted a 22-11 overall record, including a 9-7 record in BIG EAST play, before falling in the championship game at Kansas State.

2004-05

During the 2004-05 campaign, MU qualified for its third consecutive postseason appearance by earning a spot in the WNIT. Led by Second Team All-Conference USA honorees Carolyn Kieger and Christina Quaye, the Golden Eagles finished with an overall record of 18-12.

2003-04

In 2003-04, the team tied a school record with 22 wins and advanced to the Second Round of the NCAA Tournament. In the first round, playing as the ninth seed in the Mideast Region, MU defeated Old Dominion, 67-64, as Christina Quaye hit the go-ahead layup with 5.8 seconds left. In the next game, the Golden Eagles gave the nation's No. 1 ranked team, Duke, all it could handle and opened the eyes of many around the country.

The 2003-04 campaign was typical of the Terri Mitchell era. Offensively, the team was balanced, as eight different players led the team in scoring during a game over the course of the season. Games were won with defense and teamwork, as MU led Conference USA in scoring defense, yielding just 57.2 points per contest.

2002-03

Mitchell led the 2002-03 Golden Eagles to a 16-14 mark and a spot in the Women's National Invitation Tournament, advancing to the second round. That season, the team set new school records in three-point shooting and free throw shooting percentages.

2001-02

Mitchell reached the 100-victory milestone the third game of the 2001-02 season as the Golden Eagles downed Alaska-Anchorage, 88-50, in the

Great Alaska Shootout. On Jan. 27, she became Marquette's all-time winningest coach in a 65-44 victory over Tulane. That season, the Golden Eagles continued to be one of the best defensive squads in the nation, holding the opposition to just 59.6 points per game. That total tied for the top spot in Conference USA and tied for 10th in the NCAA.

At the end of that season, Mitchell was elected to the Board of Directors of the Women's Basketball Coaches Association, an honor in which she took great pride.

2000-01

The 2000-01 season proved to be a pivotal year in the growth of the Marquette women's basketball program. Mitchell was instrumental in carrying forward the goals of the program while providing stability, despite the graduation of three of the school's all-time leading scorers. With a young squad of five freshmen and two returning starters, the Golden Eagles picked up key victories against NCAA Tournament teams Michigan and UW - Milwaukee early on and closed out the season winning four straight before falling to C-USA Champion Tulane on a last-second shot.

1999-2000

Her 1999-2000 squad finished the season in fine fashion, winning 13 of its last 15 regular season contests, claiming the regular season C-USA championship and a berth in the NCAA Mideast regional. Guiding her squad to a 14-2 conference record, Mitchell earned her second C-USA Coach of the Year honor. That season, Marquette led Conference USA and was 10th in the nation in defense allowing only a 36.4 shooting percentage.

1998-99

Mitchell led the 1998-99 squad to a 21-8 overall mark, a 12-4 record in C-USA play and a third straight trip to the NCAA Tournament. For her efforts, Mitchell was named the Wisconsin Basketball Coaches Association Women's Basketball Coach of the Year. Marquette allowed its foes to shoot just 39.0 percent from the field and out-rebounded teams by 8.0 boards per game, a stat that topped C-USA and was sixth in the nation.

1997-98

In 1997-98, the Golden Eagles finished 22-7 overall and had a 13-3 record in Conference USA play, capturing the American Division title en route to their second consecutive appearance in the NCAA Tournament. Mitchell also earned her first conference honor in her second year at the helm as she was named Conference USA Coach of the Year.

1996-97

Mitchell was named head coach on June 6, 1996. In her first season leading the Golden Eagles, Mitchell set a few precedents. She shattered the record for most wins by a Marquette first-year head coach, 21, and holds the distinction of reaching 50 wins faster than any coach in Marquette history. In addition, she became the only coach in school history to take her team to the NCAA Tournament in her first season.

Not only did she take the 1996-97 Golden Eagles to the Big Dance, but they also recorded the first NCAA Tournament win in school history.

The Early Days

Prior to becoming head coach, Mitchell was an assistant for the Golden Eagles for five seasons. She was instrumental in recruiting Marquette's 1996-97 freshman class, which was ranked 12th in the nation by the Blue Star Index. Marquette posted an 87-61 record and made three postseason appearances during Mitchell's tenure as an assistant.

A native of Harrisburg, Pa., Mitchell was a four-year letterwinner and team co-captain at Duquesne University. After an outstanding career with the Dukes, Mitchell graduated Cum Laude with a psychology degree in 1989. She began her coaching career serving as a graduate assistant at Arizona State during the 1989-90 season.

2009-10 Overall Statistics

Record	Overall	Home	Away	Neutral
All Games	2-1	2-0	0-1	0-0
BIG EAST	0-0	0-0	0-0	0-0

Player	GP	GS	Min.	Avg.	Field Goals			3-Point FG			Free Throws			Rebounds				PF	DQ	A	TO	B	S	Pts.	Avg.
					FG	FGA	Pct.	3P	3PA	Pct.	FT	FTA	Pct.	Off.	Def.	Tot.	Avg.								
24 THOMAS-JOHNSON, L.	3	3	87	29.0	14	37	.378	4	12	.333	6	7	.857	4	3	7	2.3	6	0	1	6	0	5	38	12.7
32 ROBINSON, Angel	3	3	102	34.0	13	30	.433	2	6	.333	4	11	.364	2	14	16	5.3	5	0	12	17	2	6	32	10.7
12 PACHKO, Jessica	3	3	76	25.3	8	23	.348	0	1	.000	8	10	.800	5	16	21	7.0	9	0	4	7	1	2	24	8.0
11 HARRIS, Janelle	3	3	68	22.7	8	16	.500	1	2	.500	7	9	.778	7	6	13	4.3	6	0	1	6	0	5	24	8.0
42 SIMMONS, Sarina	3	0	52	17.3	5	19	.263	0	1	.000	11	14	.786	5	7	12	4.0	7	0	4	7	2	0	21	7.0
23 MCMORRIS, Tatiyana	3	0	70	23.3	5	15	.333	1	6	.167	5	8	.625	4	5	9	3.0	7	0	9	5	0	5	16	5.3
34 JONES, Georgie	3	0	55	18.3	2	6	.333	0	0	.000	7	12	.583	11	11	22	7.3	2	0	2	5	5	1	11	3.7
22 MELLEN, Jocelyn	2	2	42	21.0	5	6	.833	0	0	.000	0	0	.000	3	8	11	5.5	4	0	2	2	1	1	10	5.0
03 WEIBEL, Courtney	3	0	31	10.3	2	12	.167	2	12	.167	1	2	.500	0	3	3	1.0	5	0	3	2	0	0	7	2.3
41 FIEDOROWICZ, Paige	2	1	15	7.5	1	4	.250	0	0	.000	5	5	1.000	1	2	3	1.5	2	0	1	0	0	0	7	3.5
00 Collins, Jasmine	1	0	2	2.0	0	1	.000	0	1	.000	0	0	.000	0	0	0	0.0	0	0	0	0	0	0	0	0.0
TM TEAM														4	7	11	3.7	0							
Total	3				63	169	.373	10	41	.244	54	78	.692	46	82	128	42.7	53	0	39	57	11	25	190	63.3
Opponents	3				59	177	.333	11	43	.256	35	52	.673	42	75	117	39.0	70	-	28	62	8	33	164	54.7

TEAM STATISTICS	MARQ	OPP	Date	Opponent	W	L	Score	High Scorer	High Rebounder	Att.
SCORING	190	164	11/14	St. Francis (PA)	W		74-38	Thomas-Johnson 14	Robinson 9	1,143
Points per game	63.3	54.7	11/16	at Michigan		L		Robinson, Harris 11	Harris 7	1,541
Scoring margin	+8.7	-	11/19	Oakland	W		66-59	Thomas-Johnson 20	Jones 15	1,048
FIELD GOALS-ATT	63-169	59-177								
Field goal pct	.373	.333								
3 POINT FG-ATT	10-41	11-43								
3-point FG pct	.244	.256								
3-pt FG made per game	3.3	3.7								
FREE THROWS-ATT	54-78	35-52								
Free throw pct	.692	.673								
REBOUNDS	128	117								
Rebounds per game	42.7	39.0								
Rebounding margin	+3.7	-								
ASSISTS	39	28								
Assists per game	13.0	9.3								
TURNOVERS	57	62								
Turnovers per game	19.0	20.7								
Turnover margin	+1.7	-								
Assist/turnover ratio	0.7	0.5								
STEALS	25	33								
Steals per game	8.3	11.0								
BLOCKS	11	8								
Blocks per game	3.7	2.7								
WINNING STREAK	1	-								
Home win streak	2	-								
ATTENDANCE	2191	1541								
Home games-Avg/Game	2-1096	1-1541								
Neutral site-Avg/Game	-	0-0								
SCORE BY PERIODS:	1st	2nd	Total							
Marquette	93	97	190							
Opponents	64	100	164							

Attendance Summary

Site	Total	(GP)	Avg.	High
Home	2,191	2	1,096	1,143 vs St. Francis (PA) (Nov. 14)
Away	1,541	1	1,541	1,541 at Michigan (Nov. 16)
Neutral				
Total	3,732	1	1,244	

Statistics in Home Games (2-0)

Player	GP	GS	Min.	Avg.	Field Goals			3-Point FG			Free Throws			Rebounds				PF	DQ	A	TO	B	S	Pts.	Avg.
					FG	FGA	Pct.	3P	3PA	Pct.	FT	FTA	Pct.	Off.	Def.	Tot.	Avg.								
24 THOMAS-JOHNSON, L	2	2	63	31.5	12	28	.429	4	9	.444	6	6	1.000	3	3	6	3.0	2	0	0	5	0	5	34	17.0
32 ROBINSON, Angel	2	2	69	34.5	9	21	.429	0	2	.000	3	7	.429	1	13	14	7.0	1	0	11	11	2	6	21	10.5
42 SIMMONS, Sarina	2	0	38	19.0	5	15	.333	0	1	.000	9	12	.750	4	5	9	4.5	6	0	4	4	2	0	19	9.5
12 PACHKO, Jessica	2	2	46	23.0	6	16	.375	0	1	.000	2	4	.500	4	13	17	8.5	6	0	4	5	1	1	14	7.0
11 HARRIS, Janelle	2	2	37	18.5	4	6	.667	0	1	.000	5	7	.714	3	3	6	3.0	5	0	1	6	0	3	13	6.5
22 MELLEN, Jocelyn	1	1	23	23.0	5	5	1.000	0	0	.000	0	0	.000	3	4	7	7.0	2	0	2	1	1	1	10	10.0
23 MCMORRIS, Tatiyiana	2	0	48	24.0	3	11	.273	1	5	.200	2	4	.500	3	3	6	3.0	4	0	6	3	0	3	9	4.5
34 JONES, Georgie	2	0	42	21.0	1	4	.250	0	0	.000	7	11	.636	10	9	19	9.5	0	0	2	3	5	0	9	4.5
03 WEIBEL, Courtney	2	0	23	11.5	2	7	.286	2	7	.286	0	0	.000	0	2	2	1.0	2	0	3	2	0	0	6	3.0
41 FIEDOROWICZ, Paige	1	1	11	11.0	1	3	.333	0	0	.000	3	3	1.000	0	2	2	2.0	2	0	1	0	0	0	5	5.0
TM TEAM																									
Total	2				48	116	.414	7	26	.269	37	54	.685	34	63	97	48.5	30	0	34	40	11	19	140	70.0
Opponents.	2				36	126	.286	5	28	.179	20	29	.690	29	44	73	36.5	46	-	17	41	6	23	97	48.5

Statistics on the Road Games (0-1)

Player	GP	GS	Min.	Avg.	Field Goals			3-Point FG			Free Throws			Rebounds				PF	DQ	A	TO	B	S	Pts.	Avg.
					FG	FGA	Pct.	3P	3PA	Pct.	FT	FTA	Pct.	Off.	Def.	Tot.	Avg.								
32 ROBINSON, Angel	1	1	33	33.0	4	9	.444	2	4	.500	1	4	.250	1	1	2	2.0	4	0	1	6	0	0	11	11.0
11 HARRIS, Janelle	1	1	31	31.0	4	10	.400	1	1	1.000	2	2	1.000	4	3	7	7.0	1	0	0	0	0	2	11	11.0
12 PACHKO, Jessica	1	1	30	30.0	2	7	.286	0	0	.000	6	6	1.000	1	3	4	4.0	3	0	0	2	0	1	10	10.0
23 MCMORRIS, Tatiyiana	1	0	22	22.0	2	4	.500	0	1	.000	3	4	.750	1	2	3	3.0	3	0	3	2	0	2	7	7.0
24 THOMAS-JOHNSON, L	1	1	24	24.0	2	9	.222	0	3	.000	0	1	.000	1	0	1	1.0	4	0	1	1	0	0	4	4.0
42 SIMMONS, Sarina	1	0	14	14.0	0	4	.000	0	0	.000	2	2	1.000	1	2	3	3.0	1	0	0	3	0	0	2	2.0
34 JONES, Georgie	1	0	13	13.0	1	2	.500	0	0	.000	0	1	.000	1	2	3	3.0	2	0	0	2	0	1	2	2.0
41 FIEDOROWICZ, Paige	1	0	4	4.0	0	1	.000	0	0	.000	2	2	1.000	1	0	1	1.0	0	0	0	0	0	0	2	2.0
03 Weibel, Courtney	1	0	8	8.0	0	5	.000	0	5	.000	1	2	.500	0	1	1	1.0	3	0	0	0	0	0	1	1.0
22 MELLEN, Jocelyn	1	1	19	19.0	0	1	.000	0	0	.000	0	0	.000	0	4	4	4.0	2	0	0	1	0	0	0	0.0
00 Collins, Jasmine	1	0	2	2.0	0	1	.000	0	1	.000	0	0	.000	0	0	0	0.0	0	0	0	0	0	0	0	0.0
TM TEAM																									
Total	1				15	53	.283	3	15	.200	17	24	.708	12	19	31	31.0	23	0	5	17	0	6	50	50.0
Opponents	1				23	51	.451	6	15	.400	15	23	.652	13	31	44	44.0	24	-	11	21	2	10	67	67.0

Marquette Players in Double Figures

	Points	Rebounds
St. Francis	Thomas-Johnson 14, Mellen 10	-
at Michigan	Robinson 11, Harris 11, Pachko 10	-
Creighton	Thomas-Johnson 20, Robinson 13, Simmons 11	Jones 15, Pachko 10

Marquette's Record When

Leading at half	2-1
Trailing at half	-
Tied at half	-
Scoring 70 or more points	1-0
Allowing 70 or more points	-
Scoring 80 or more points	-
Allowing 80 or more points	-
Holding opponents to 60 points or less	2-0
Holding opponents to 61-65 points	-
Holding opponents to 66-70 points	0-1
Shooting 50 percent or better	-
Opponents shoot 50 percent or better	-
Opponent shoots under 40 percent	2-0
MU's FG percent is higher than opp.	2-0
MU's FG percent is lower than opp.	0-1
MU's 3FG percent is 40 percent or higher	-
Opponent's 3FG percent is 40 percent or higher	0-1
MU shoots more FT than opponent	2-1
MU shoots fewer FT than opponent	-
MU shoots same FT as opponent	-
Out-rebounded opponent	2-0
Out-rebounded by opponent	0-1
Rebounds tied	-
Same or fewer turnovers as opp.	1-1
More turnovers than opponent	1-0
Overtime games	-
In games decided by 5 pts. or less	-
In games decided by 6-10	1-0
In games decided by 11-15	-
In games decided by 16 pts. or more	1-1
When Ranked in AP or Coaches Poll	-
vs Ranked Teams (AP or Coaches)	-
vs Teams with a RPI of 25 or better	-
vs Teams with a RPI of 26-50	-
vs Teams with a RPI of 50-100	-
vs Teams with a RPI of 100 or higher	-
When winning the opening tip	-
When scoring first	0-1
On Sundays	-
On Mondays	0-1
On Tuesdays	-
On Wednesdays	-
On Thursdays	1-0
On Fridays	-
On Saturdays	1-0
In Gold Uniforms	1-0
In White Uniforms	1-0
In Blue Uniforms	0-1

Marquette Bench Scoring

	Starters	Bench	Bench Scoring
St. Francis	49	25	Simmons 8, Jones 7, Weibel 6, McMorris 4
at Michigan	36	14	McMorris 7, Jones 2, Simmons 2, Fiedorowicz 2, Weibel 1
Creighton	48	18	Simmons 11, McMorris 5, Jones 2,

Team Superlatives by Half

	First Half	Second Half
Points	34 St. Francis (11/14)	40 St. Francis (11/14)
Fewest Pts. Allowed	19 St. Francis (11/14)	19 St. Francis (11/14)
FG Percentage	43.3 St. Francis (11/14)	51.9 St. Francis (11/14)
Lowest FG Pct. Allowed	26.5 Creighton (11/19)	19.4 St. Francis (11/14)
3-Point Percentage	25.0 Creighton (11/19)	50.0 St. Francis (11/14)
FT Made	13 Creighton (11/19)	10 St. Francis (11/14)
Rebounds	23 St. Francis (11/14)	30 Creighton (11/19)
Assists	8 Twice	9 Twice
Blocks	4 Creighton (11/19)	2 Creighton (11/19)
Steals	6 Twice	6 St. Francis (11/14)

Individual Superlatives by Half

First Half		
Points	10 Jessica Pachko	at Michigan (11/16)
FG Made	3 Three Players	Last: Creighton (11/19)
3-Point Made	1 Two Players	Last time: Creighton (11/19)
FT Made	6 Jessica Pachko	at Michigan (11/16)
Rebounds	6, Georgie Jones	Creighton (11/19)
Assists	3 Tatyiana McMorris (2x)	Last: Creighton (11/19)
Second Half		
Points	11 L. Thomas-Johnson	Creighton (11/19)
FG Made	3 Four Players	Last time: Creighton (11/19)
3-Point Made	1 Four Players	Last time: Creighton (11/19)
FT Made	5 Georgie Jones	St. Francis (11/14)
Rebounds	4 Two Players	Last time: at Michigan (11/16)
Assists	12 Georgie Jones	Creighton (11/19)

High Marks

Double-figure scoring games	2009-10	Career
Janielle Harris	1	9
Lauren Thomas-Johnson	2	9
Jasmine Collins	-	1
Paige Fiedorowicz	-	11
Tat'yiana McMorris	-	5
Jocelyn Mellen	1	6
Angel Robinson	2	49
Courtney Weibel	-	2
Georgie Jones	-	2
Jessica Pachko	1	15
Sarina Simmons	1	1

20-point games	2009-10	Career
Angel Robinson	-	8
Paige Fiedorowicz	-	1
Lauren Thomas-Johnson	1	1

30-point games	2009-10	Career
Angel Robinson	-	2

Double-figure rebound games	2009-10	Career
Jocelyn Mellen	-	4
Georgie Jones	1	3
Paige Fiedorowicz	-	1
Angel Robinson	-	2
Jessica Pachko	1	2

Double-doubles	2009-10	Career
Paige Fiedorowicz	-	1
Georgie Jones	-	1
Angel Robinson	-	2
Jessica Pachko	-	1

Individual Season Records

	Starts	10+ points	10+ rebs.
Lauren Thomas-Johnson	3	2-0	-
Janelle Harris	3	0-1	-
Jasmine Collins	-	-	-
Paige Fiedorowicz	1	-	-
Tat'yiana McMorris	-	-	-
Jocelyn Mellen	2	1-0	-
Angel Robinson	3	1-1	-
Courtney Weibel	-	-	-
Georgie Jones	-	-	1-0
Jessica Pachko	3	0-1	1-0
Sarina Simmons	-	1-0	-

Individual Career Records

	Starts	10+ points	10+ rebs.
Janelle Harris	43	4-4	-
Lauren Thomas Johnson	16	8-1	-
Jasmine Collins	-	0-1	-
Paige Fiedorowicz	30	8-4	1-0
Tat'yiana McMorris	15	4-1	-
Jocelyn Mellen	16	5-1	1-3
Angel Robinson	69	30-20	2-0
Courtney Weibel	2	-	-
Georgie Jones	16	1-1	2-1
Jessica Pachko	29	8-7	1-0
Sarina Simmons	-	-	-

Specialty Statistics

	Marquette	Opponents
Points in the Paint	76	25.3
Points off Turnovers	49	16.3
Second Chance Points	42	14
Fast Break Points	33	11
Bench Points	57	13

Specialty Stats Superlatives

	Marquette	Opponents
Points in the Paint	44 St. Francis	28 Creighton
Points off Turnovers	24 St. Francis	23 Creighton
Second Chance Points	24 St. Francis	10 St. Francis
Fast Break Points	18 St. Francis	18 St. Francis
Bench Points	25 St. Francis	14 Michigan

The Last Time

Team	Marquette	Opponent
100+ Points	102-99 vs. Memphis (3/11/95)	60-104 vs. Georgia (1/11/95)
90+ Points	92-59 vs. Providence (1/31/06)	63-95 at #1/1 Connecticut (2/20/08)
Under 40 Points	33-60 vs. Notre Dame (12/22/01)	74-38 vs. St. Francis (11/14/09)
FG Pct. 60+	68.2 vs. Saint Louis (1/22/95)	64.3 at #16/16 Notre Dame (2/10/08)
FG Pct. 50+	52.0 vs St. John's (2/21/09)	50.0 at #21/24 Pittsburgh (1/30/09)
Five Players, 10+ pts.	80-77 vs. Gonzaga (11/28/08)	64-77 at Wis.-Green Bay (12/04/04)

Team	Marquette Win	Marquette Loss
Ranked Opponent (AP)	75-65 vs #10 Notre Dame (1/14/09)	61-66 vs #7/8 Louisville (3/2/09)
Overtime Game	75-69 vs. Creighton (3/24/08)	54-60 OT vs Cincinnati (3/6/09)
Double Overtime	79-75 vs. Georgia State (12/07/02)	63-65 at UAB (1/18/04)
Triple Overtime	Never	Never
Home Opener	74-38 vs. St. Francis (Pa.) (11/14/08)	50-68 vs. Iowa State (11/17/01)
Road Openers	77-53 at Indiana State (11/19/08)	50-67 at Michigan (11/16/09)

Individual	Marquette	Opponent
40+ Points	40, Krystal Ellis 69-64 at Kentucky (3/30/08)	40, Danielle Vigione 86-98 vs. Texas (1/05/94)
30+ Points	30, Angel Robinson 71-56 at USF (2/3/09)	31, Shavonte Zellous 54-86 at #21/24 Pittsburgh (1/30/09)
2 Players, 20 + pts.	25, Krystal Ellis; 21 Erin Monfre 79-59 vs West Virginia (2/15/09)	22 Keisha Hampton; 20, Deirdre Naughton 60-74 at DePaul (2/28/09)
2 Players, 10+ rebs.	15, Georgie Jones; 10, Jessica Pachko 66-59 vs Creighton (11/19/09)	13, Danielle McCray; 10, Nicollette Smith 67-57 vs Kansas (12/7/08)
10+ assists	11, Krystal Ellis 81-66, at Michigan State (4/5/08)	10, Kati Harty 56-68 vs Green Bay (12/20/08)
5+ Steals	6, Krystal Ellis 69-39 vs Oregon (12/17/08)	7, Terra Burns 58-49 vs Butler (3/23/09)
5+ Blocks	6, Danielle Kamm 54-60 vs. Charlotte (1/14/05)	8, Sandora Irvin 47-56 at TCU (2/20/04)
Double Double	11 pts, 10 reb; Jessica Pachko 79-59 vs West Virginia (2/15/09)	11 pts, 11 reb; Jill Stephens 54-60 OT vs Cincinnati

This season ...

Largest halftime lead	15	Creighton (Nov. 19)
Largest halftime deficit		
Largest lead in a game	40	St. Francis (Nov. 14)
Largest deficit in a game	19	at Michigan (Nov. 16)
Largest winning margin	36	St. Francis (Nov. 14)
Largest losing margin	17	at Michigan (Nov. 16)
Largest deficit in a victory	4	Creighton (Nov. 19)
Largest lead in a loss	10	at Michigan (Nov. 16)
Largest home crowd	1,143	St. Francis (Nov. 14)
Largest road crowd	1,541	at Michigan (Nov. 16)
Largest neutral crowd		

30-point games		
20-point games		Thomas-Johnson 1
10-rebound games		Jones 1, Pachko 1
Double-doubles		
Games as leading scorer		Thomas-Johnson 2, Harris, 1, Robinson 1,
Games as leading rebounder		Jones 1, Robinson 1, Harris 1
Games as assists leader		Robinson 2, McMorris 1
Foul outs		
BIG EAST Player of the Week Selections		
BIG EAST Freshman of the Week Selections		-
BIG EAST Honor Roll Selections		

Career Records Update

All-Time Leading Scorers

Name	Points	Years
1. Krystal Ellis	1,940	2005-09
2. Abbie Willenborg	1,818	1997-00
3. Julie Sievers	1,759	1980-83

All-Time Leading Rebounders

Name	Rebounds	Years
1. Abbie Willenborg	1,167	1997-00
2. Julie Sievers	1,151	1980-83
3. Christine Kennedy	1,089	1992-95

Scoring Average

Name	Years	Gm.	Avg.
1. Kristen Maskala	1992-94	89	19.6
2. Kathy Andrykowski	1977-80	69	19.0
3. Julie Sievers	1980-83	105	16.8

Field Goals Made

Name	Years	FGs
1. Julie Sievers	1980-83	721
2. Abbie Willenborg	1997-00	677
3. Krystal Ellis	2005-09	669

Field Goal Percentage (Min. 400 Attempts)

Name	Years	Pct.
1. Lisa Oldenburg	1997-00	638-1,182 54.0
2. Rachel Klug	1999-03	342-634 53.9
3. Heidi Ach	1988-91	569-1,068 53.3

Three-Point Field Goals Made

Name	Years	3FGM
1. Lori Goerlitz	1992-95	223
2. Krystal Ellis	2005-09	214
3. Kristi Johnson	1999-02	162

Three-Point Field Goals Attempted*

Name	Years	3FGA
1. Lori Goerlitz	1992-95	662
2. Krystal Ellis	2005-09	621
3. Courtney Romeiser	1990-93	558

Three-Point FG Percentage (Min. 50 Attempts)

Name	Years	Pct.
1. Kristi Johnson	1998-02	162-413 39.2
2. Anita Godlewski	1988-91	26-64 39.1
3. Lesley Juedes	2001-05	81-217 37.3

Free Throws Made

Name	Years	FTM
1. Abbie Willenborg	1997-00	435
2. Clare Barnard	1994-97	410
3. Christina Quaye	2003-07	408

Free Throws Attempted

Name	Years	FTA
1. Abbie Willenborg	1997-00	635
2. Clare Barnard	1994-97	579
3. Christina Quaye	2003-07	566

Free Throw Percentage (Min. 175 Attempts)

Name	Years	Pct.
1. Kelly Schwerman	2000-04	191-229 83.1
2. Beth Ayers	1984-87	202-249 81.1
3. Krystal Ellis	2005-09	388-476 81.5

Rebounding Average

Name	Years	Reb.	Avg.
1. Kathy Andrykowski	1977-80	943	13.7
2. Julie Sievers	1980-83	1,151	11.0
3. Abbie Willenborg	1997-00	1,167	9.9

Assists

Name	Years	Assists
1. Carolyn Kieger	2002-06	694
2. Joan Pitrof	1987-90	689
3. Lori Goerlitz	1992-95	566

Steals

Name	Years	Steals
1. Courtney Romeiser	1990-93	287
2. Tammy Shain	1989-92	266
3. Krystal Ellis	2005-09	240

Blocks

Name	Years	Blocks
1. Kerri Christianson	1986-89	170
2. Lisa Oldenburg	1997-00	160
3. Christine Kennedy	1992-95	157

Games Played

Name	Years	Games
1. Svetlana Kovalenko	2004-08	131
Marissa Thrower	2005-09	131
3. Erin Monfre	2005-09	130

Season Records Update

Points

Name	Season	Points
1. Kristen Maskala	1991-92	635
2. Krystal Ellis	2007-08	601
Krystal Ellis	2006-07	593
3. Julie Sievers	1981-82	582
4. Kristen Maskala	1993-94	567
5. Kerri Reaves	1994-95	546

Scoring Average

Name	Season	Avg.
1. Kristen Maskala	1991-92	21.9
2. Julie Sievers	1981-82	20.7
3. Kathy Andrykowski	1977-78	20.2
4. Kathy Andrykowski	1979-80	20.0
5. Kathy Andrykowski	1976-77	19.8

Field Goals Made

Name	Season	F6M
1. Kristen Maskala	1991-92	242
2. Julie Sievers	1981-82	213
3. Krystal Ellis	2007-08	212
4. Kathy Andrykowski	1979-80	210
5. Lisa Oldenburg	1997-98	205

Field Goal Percentage (Min. 100 Attempts)

Name	Season	FGM-FGA	Pct.
1. Heidi Ach	1987-88	129-223	57.8
2. Heidi Ach	1989-90	124-215	57.7
3. Lisa Oldenburg	1998-99	154-274	56.2
4. Lisa Oldenburg	1999-00	183-327	56.0
5. Rachel Klug	2001-02	145-258	56.2

Three-Point Field Goals Made

Name	Season	3PM
1. Lori Goerlitz	1994-95	91
2. Kelly Schwerman	2003-04	70
3. Kristen Maskala	1991-92	69
4. Lori Goerlitz	1993-94	68
5. Krystal Ellis	2007-08	67
6. Krystal Ellis	2006-07	65

Three-Point Field Goals Attempted

Name	Season	3PA
1. Lori Goerlitz	1994-95	274
2. Lori Goerlitz	1993-94	191
3. Krystal Ellis	2007-07	190
4. Krystal Ellis	2006-07	183
5. Courtney Romeiser	1992-93	171
Kristen Maskala	1991-92	171

Three-Point Field Goals Pct. (Min. 50 Attempts)

Name	Season	3PM-A	Pct.
1. Kelly Schwerman	2002-03	56-131	42.7
2. Carolyn Kieger	2002-03	26-61	42.6
3. Lesley Juedes	2004-05	59-141	41.8
3. Kristen Maskala	1991-92	69-171	40.4
4. Anita Godlewski	1990-91	25-63	39.7

Free Throws Made

Name	Season	FTM
1. Kerri Reaves	1994-95	167
2. Clare Barnard	1996-97	153
3. Krystal Ellis	2006-07	150
4. Christina Quaye	2006-07	130
5. Abbie Willenborg	1998-99	127
Clare Barnard	1995-96	127

Free Throw Percentage (Min. 75 Attempts)

Name	Season	FTM-FTA	Pct.
1. Kelly Schwerman	2003-04	71-81	87.7
2. Carolyn Kieger	2002-03	98-112	87.5
3. Krystal Ellis	2006-07	150-172	87.2
4. Kristen Maskala	1993-94	116-137	84.7
5. Beth Ayers	1985-86	69-82	84.1

Rebounds

Name	Season	Reb.
1. Kathy Andrykowski	1979-80	347
2. Julie Sievers	1980-81	325
3. Abbie Willenborg	1996-97	314
4. Christine Kennedy	1994-95	309
5. Abbie Willenborg	1997-98	297

Rebounding Average

Name	Season	Avg.
1. Kathy Andrykowski	1976-77	16.8
2. Kathy Andrykowski	1977-78	14.4
3. Kathy Andrykowski	1979-80	13.9
4. Julie Sievers	1980-81	12.0
5. Julie Sievers	1981-82	11.3
Mary Spellacy	1980-81	11.3

Assists

Name	Season	Assists
1. Lori Goerlitz	1994-95	222
2. Nicki Taggart	1997-98	215
3. Nicki Taggart	1996-97	206
4. Joan Pitrof	1987-88	199
5. Carolyn Kieger	2003-04	188

Steals

Name	Season	Steals
1. Courtney Romeiser	1991-92	93
2. Courtney Romeiser	1992-93	92
3. Angel Robinson	2007-08	86
4. Kristen Maskala	1992-93	75
Kristen Maskala	1991-92	75
6. Krystal Ellis	2006-07	73

Blocks

Name	Season	Blocks
1. Christine Kennedy	1994-95	53
2. Christine Kennedy	1993-94	52
Kerri Christianson	1988-89	52
4. Kerri Christianson	1985-86	51
5. Lisa Oldenburg	1999-00	50

2009-10 Season Box Scores

Marquette 118, UW-Stout 71

EXH-1 • Oct. 31, 2009

Al McGuire Center • Milwaukee, Wis.

MILWAUKEE — The Marquette women's basketball team claimed a 118-71 exhibition win over UW-Stout Saturday afternoon at the Al McGuire Center, the first action of the season for the Golden Eagles. Freshman Sarina Simmons led all scorers with 18 points on the day.

For the game, Marquette shot 59.5 percent (47-of-79). All 10 active players chipped in points against the Blue Devils, including seven in double-digits. Simmons (19), Jocelyn Mellen (14), Lauren Thomas-Johnson (14), Janelle Harris (13), Angel Robinson (13), Jasmine Collins (13), and Georgie Jones (10) each totaled ten or more points. Robinson distributed the ball effectively registering 11 assists, while swiping four steals.

Stout opened scoring with a basket by senior Julia Hirssig, which also marked their lone lead of the game as Marquette led, 64-31 at the half. The Golden Eagles forced 18 turnovers in the first half, and 32 total.

Thomas-Johnson and Simmons led the first-half offensive effort for head coach Terri Mitchell's squad, scoring 10 points each. Marquette shot 67.6 percent in the first half, including 54.5% from three-point range. Thomas-Johnson and junior Courtney Weibel knocked down two treys each in the first half, and Robinson and junior Tatyiana McMorris added one each.

For Stout, Hirssig scored the first six points of the game for the visitors, and finished the first half with 10 points in 15 minutes of play. The Blue Devils shot 44% from the field in the first-half, including a perfect 6-for-6 from the foul line. Hirssig finished the game with 16 points, teammate Kim Stokke registered a team-high 17 points and seven assists.

Mellen pushed the Golden Eagles over the 100 point mark, scoring a second-half layup to put MU ahead 101-55. It was the first since a knee injury against Gonzaga on Nov. 28, 2008 sidelined her for the 2008-09 season.

Simmons, a Milwaukee, Wis. native, showed flashes of what to expect during her career, tallying 19 points in 21

Marquette 102, Beloit 30

EXH-2 • Nov. 10, 2009

Al McGuire Center • Milwaukee, Wis.

MILWAUKEE — Behind the strength of a 31-0 run in the middle of the first half, the Marquette University women's basketball team defeated Beloit College 102-30 in its final exhibition contest Tuesday evening at the Al McGuire Center.

The Golden Eagles were led in scoring by senior Lauren Thomas-Johnson with 19 points, leading five MU players in double-figures. All ten Golden Eagles played at least 10 minutes and scored at least four points.

Junior Angel Robinson only scored six points but recorded eight assists, six steals and four rebounds.

Freshman Sarina Simmons provided a spark for the Golden Eagles off the bench with 13 points after scoring 18 in the team's exhibition opener against UW-Stout on Oct. 31.

In the second half, Marquette allowed Beloit to score only two points in the final 13 minutes of the contest, closing the game on a 30-2 run, with four treys from junior Tatyiana McMorris in that stretch. McMorris ended the game with 17 points, including a career-high five three-pointers.

Prior to the Marquette run to close out the game, Beloit recorded an 8-0 run of its own to shorten the Golden Eagles lead to 72-28.

The Buccaneers started the game with a layup by Mary Parker to take a 2-0 advantage, for their last lead of the contest.

Back-to-back three-point baskets by Marquette junior Courtney Weibel started a 31-0 Marquette run which occurred over the span of seven minutes on the game clock.

Following a Beloit basket at the 7:12 mark of the first half, the Golden Eagles started another run, scoring 13 in a row, with the last two points coming off a break-away layup by Simmons.

Simmons played nine minutes in the first half, scoring eight points and grabbing five rebounds. She also recorded four steals and had a thunderous block at the top of the key which led to an uncontested layup, giving MU a 52-11 advantage.

In the first half, the Golden Eagles forced 24 Buccaneer turnovers, including 10 from Sarah Stariha. In addition to Simmons' four steals in the first, Robinson also got into the action, swiping four of her own in the opening 20 minutes.

Amanda Moore led the Buccaneers with 14 points, including four baskets from three-point range.

Marquette 74, St. Francis 38

Game 1 • Nov. 14, 2009

Al McGuire Center • Milwaukee, Wis.

MILWAUKEE — The Marquette University women's basketball team defeated St. Francis (Pa.) 74-38 Saturday afternoon at the Al McGuire Center.

Senior Lauren Thomas-Johnson led the Golden Eagles (1-0) with 14 points, while Jocelyn Mellen added 10 of her own. MU also received solid production from the rest of its roster, as every player who saw action contributed at least four points.

Junior Angel Robinson had a solid all-around game, scoring eight points and grabbing nine rebounds, while dishing out five assists. Robinson also had four steals.

The 38 points allowed is the lowest point total MU has given up since it beat Toledo 67-28 on Nov. 24, 2004.

After allowing the Red Flash to open the second half with a basket, MU reeled off 16 of the next 18 points, including 12 straight, to take a 52-24 lead, and put the game out of reach. In the second half, MU connected on 14-of-27 from the floor and outscored St. Francis 40-19.

The Red Flash (0-1) shot 6-of-31 (19.4 percent) in the second half to seal its fate, while three of those field goals came in the last two minutes of the game.

Marquette took its first lead of the contest at 12-10 in the midst of a 9-0 run for the Golden Eagles. The Red Flash held its last lead of the contest at 10-8.

Thomas-Johnson scored all seven of her first half points on three-straight possessions pushing the MU lead to 26-14.

A Courtney Weibel 3-pointer from the right corner with three seconds remaining in the first half upped the MU advantage to 34-19 at the half.

For the contest, MU outscored St. Francis 44-16 in the paint. Britney Hodges led St. Francis with eight points.

Official Basketball Box Score - Game Totals - Final Statistics
UW-Stout vs Marquette
10/31/09 2 p.m. at Milwaukee, Wis. (Al McGuire Center)

UW-Stout 71		Total	3-Pt	Rebounds		PF		TP	A	TO	BK	Stl	Min.			
#	Player	FG	FGA	FT	FTA	Off	Def	Tot	A	TO	BK	Stl	Min.			
22	Hirssig, Julia	1	1	0	0	0	4	4	5	16	3	4	22			
33	Maslowki, Megan	1	0	0	0	0	1	1	4	9	1	1	15			
11	Crowley, Kayla	1	1	0	0	0	0	0	0	0	0	0	15			
24	Windt, Kayla	0	3	0	2	2	4	2	2	1	2	0	18			
31	Stokke, Kim	0	6	3	2	2	2	0	17	4	0	0	20			
21	Danski, Lauren	0	1	0	0	0	0	0	2	0	0	0	19			
40	Krahn, Kimm	1	2	1	1	1	2	1	3	2	0	0	14			
56	Rosewa, Janelle	1	1	0	0	0	0	0	4	0	0	0	14			
13	Todd, Alicia	0	0	0	0	0	0	0	0	0	0	0	5			
14	Dalstein, Amanda	2	3	1	1	1	0	1	0	0	0	1	3			
25	Varchenko, Cody	0	1	0	0	0	2	1	0	0	0	0	7			
23	DeWitt, Danielle	4	7	1	2	2	4	2	9	0	4	0	20			
29	Garber, Britney	1	4	0	0	0	0	0	0	0	0	0	9			
26	VanVleet, Tricia	2	6	0	1	1	4	4	7	0	0	0	14			
30	Spachal, Miranda	1	1	0	0	0	1	0	2	0	0	0	1			
33	Owens, Ashley	0	0	0	0	0	0	0	0	0	0	0	1			
34	Meyers, Brittany	0	0	0	0	0	0	0	0	0	0	0	1			
41	Slovensky, Lizzy	0	0	0	0	0	0	0	0	0	0	0	4			
42	Hanning, Kacie	0	0	0	0	0	0	0	0	0	0	0	1			
44	Fuhrer, Carlyse	0	0	0	0	0	0	0	0	0	0	0	1			
Team																
Totals		26	57	7	18	12	13	6	21	21	7	20	32	0	200	
FG % 1st Half		11	25	44.0%	2nd half		15	33	45.0%	Game		26	57	45.9%	Overall	
3FG % 1st Half		3	8	37.5%	2nd half		4	10	40.0%	Game		7	18	38.9%	Rebounds	
FT % 1st Half		6	8	100.0%	2nd half		6	7	85.7%	Game		12	13	92.3%	6/11	

Marquette 118		Total	3-Pt	Rebounds		PF		TP	A	TO	BK	Stl	Min.			
#	Player	FG	FGA	FT	FTA	Off	Def	Tot	A	TO	BK	Stl	Min.			
22	MELLEN, Jocelyn	4	5	0	0	4	2	2	4	0	14	2	1	22		
24	JONES, Georgie	4	5	0	0	2	5	7	3	10	2	2	1	24		
11	HARRIS, Janelle	4	5	1	2	2	1	3	1	13	2	2	0	23		
24	THOMAS-JOHNSON, L	6	10	2	2	0	1	1	1	13	1	1	0	22		
33	ROBINSON, Angel	5	9	1	2	2	0	3	3	1	13	1	0	23		
21	COLLINS, Jasmine	6	8	0	0	3	4	7	1	5	1	1	0	14		
31	WEIBEL, Courtney	3	3	1	2	0	1	1	1	9	4	2	0	18		
19	PACHKO, Devin	2	3	0	0	1	2	3	1	4	0	0	0	13		
41	MCMORRIS, Tatyana	2	6	1	3	1	2	3	1	5	4	0	0	20		
40	SIMMONS, Sarina	8	10	0	1	2	3	5	1	16	2	0	0	21		
Team																
Totals		47	79	8	21	16	22	12	26	38	15	11	8	202		
FG % 1st Half		25	37	67.6%	2nd half		22	42	52.4%	Game		47	79	59.5%	Overall	
3FG % 1st Half		6	11	54.5%	2nd half		3	10	30.0%	Game		9	21	42.9%	Rebounds	
FT % 1st Half		8	10	80.0%	2nd half		8	12	66.7%	Game		16	22	72.7%	6/11	

Officials: Marvin Sykes, Rod Creech, Mark Berger
Technical fouls: UW-Stout-None; Marquette-None
Attendance: 1038

Score by periods	1st	2nd	Total
UW-Stout	31	40	71
Marquette	62	56	118

Marquette 102, Beloit 30

Beloit	FG-A	3P-A	FT-A	O-D-REB	PF	TP	A	TO	B	S	MIN	
Sopkowitz	1-2	0-0	0-0	0-3	1	2	0	3	1	2	24	
Jones	0-3	0-1	0-0	0-1	3	0	2	3	0	0	25	
Stariha	3-8	0-0	0-0	1-1	3	6	2	14	0	3	36	
Moore	5-12	4-8	0-2	0-3	5	14	1	4	0	0	31	
Parker	1-4	0-0	0-0	0-4	3	2	3	8	0	2	34	
Skoza	0-3	0-0	0-2	1-0	1	0	0	2	0	2	16	
Peterson	2-3	0-0	0-0	0-0	2	4	0	1	0	0	16	
Acosta	0-0	0-0	0-0	0-0	1	0	0	1	0	0	2	
Hilliard	0-5	0-4	2-2	0-0	0	2	1	4	0	0	16	
TEAM					4	4	4	8				
Totals	12-40	4-13	2-6	6-16	22	19	30	9	40	1	9	200
	30.0%	30.8%	33.3%									

Marquette	FG-A	3P-A	FT-A	O-D-REB	PF	TP	A	TO	B	S	MIN	
PACHKO	1-2	0-1	2-2	2-3	2	12	4	2	0	3	23	
MELLEN	4-5	0-0	0-0	2-3	1	8	1	3	1	2	19	
HARRIS	3-4	0-0	0-0	1-1	1	6	3	2	0	2	22	
THOMAS-JOHNSON	8-12	2-5	1-2	0-0	1	19	5	3	1	4	25	
ROBINSON	4-7	0-1	2-2	2-4	0	6	8	0	0	6	20	
COLLINS	1-3	0-2	2-2	0-0	4	1	1	0	0	1	11	
WEIBEL	4-9	3-8	0-0	0-3	1	11	2	0	0	1	18	
MCMORRIS	6-8	5-7	0-0	1-2	0	17	1	4	0	0	24	
JONES	2-3	0-0	2-2	2-4	3	6	1	0	3	2	19	
SIMMONS	6-9	0-0	1-3	1-7	2	13	4	1	1	6	19	
TEAM					2	1	3					
Totals	41-70	10-22	10-13	15-24	39	11	102	30	16	6	26	200
	58.6%	45.5%	76.9%									

Officials: Becky Blank, Steve Matuszewski, Scott Doberstein
Technical fouls: Beloit College-None; Marquette-None.
Attendance: 1026

Score by Periods	1st	2nd	Total
Beloit College	15	15	30
Marquette	56	46	102

Marquette 74, St. Francis (PA) 38

St. Francis (PA)	FG-A	3P-A	FT-A	O-D-REB	PF	TP	A	TO	B	S	MIN
KILLIAN	1-2	0-0	0-0	3-1	2	2	0	2	0	0	13
LEACH	3-11	0-3	0-0	3-2	5	1	6	3	4	0	33
HODGES	3-13	0-1	2-2	0-2	3	8	4	2	0	0	29
DALY	2-10	1-5	1-2	0-1	3	6	0	5	2	1	27
JOHNSON	2-10	1-2	0-0	3-1	4	5	1	5	0	3	30
GIBBS	1-8	0-0	0-0	1-3	2	2	2	0	1	0	21
SMITH	1-2	0-0	0-0	0-1	0	2	0	0	0	0	9
THORN	0-0	0-0	0								

2009-10 Season Box Scores

Michigan 67, Marquette 50

Game 2 • Nov. 16, 2009

Crisler Arena • Ann Arbor, Mich.

ANN ARBOR, Mich.— Michigan used a second-half rally to come-from-behind and defeat the Marquette women's basketball team, 67-50, Monday night at Crisler Arena. The loss puts MU at 1-1 overall, while Michigan remains undefeated at 2-0 overall.

With the score 44-42 in favor of Michigan with 6:52 left to play in the game, the Wolverines used a 9-0 run to go ahead, 53-42 with 4:16 remaining and never looked back en route to the lopsided victory.

After junior Tatiyana McMorris scored a jumper in the paint that broke Marquette's scoring drought, Michigan responded with another 9-0 run which pushed its lead to 18 points, 62-44 with 2:12 to play.

Michigan's Dayeesha Hollins led all scorers with 17 points, while Veronica Hicks added 13 points and six rebounds, and Carmen Reynolds contributed 11 points and five rebounds. The Wolverines shot 45.1 percent for the game (23-of-51), including a scorching 57.7 percent in the second half, and out-rebounded Marquette 44-31.

For Marquette, Michigan native senior Janelle Harris scored 11 points and pulled down a team-high seven rebounds. Junior Angel Robinson also scored 11 points, while sophomore Jessica Pachko recorded 10 points. Overall, the Golden Eagles shot 28.3 percent (15-of-53) from the floor.

The Golden Eagles went into the halftime with a six-point advantage, 26-20, and held as much as 10-point lead (26-16) late in the first half.

Marquette 66, Creighton 59

Game 3 • Nov. 19, 2009

Al McGuire Center • Milwaukee

MILWAUKEE — The Marquette University women's basketball team, led by a career-high 20 points from senior Lauren Thomas-Johnson defeated Creighton, 66-59, Thursday evening at the Al McGuire Center.

Thomas-Johnson was a perfect 6-of-6 from the charity stripe for the Golden Eagles (2-1), sinking two free throws with 14 seconds left to seal the victory.

Trailing by 13 points in the second half, the Bluejays fought back to tie the score at 53-53, but could not overcome the Marquette pressure.

After a Creighton layup by Kellie Nelson to tie the game, sophomore Jessica Pachko scored underneath the basket for MU with time expiring on the shot clock, to put MU up for good at 55-53.

Spanning the end of the first half and the beginning of the second, a 13-0 Marquette run, helped the Golden Eagles to a 38-25 lead, their largest of the game.

Marquette held a 33-25 advantage at the half with nine points coming from Thomas-Johnson and six from Angel Robinson.

The Golden Eagles led by nine at 25-16 on a three-pointer from Thomas-Johnson before they allowed a Creighton 9-0 run, tying the score at 25-25.

Both teams made only nine field goals in the first half as MU shot 34.6 percent (9-of-26), while the Bluejays hit only 26.5 percent (9-of-34) of their shots. Without Thomas-Johnson's proficiency from the free throw line, the rest of the MU squad was a combined 15-of-27 from the free throw line. MU only hit 44 percent from the charity stripe in the second half after shooting 87 percent in the first.

Sophomore center Georgie Jones reached a career high with 15 rebounds, leaving her one short of the Al McGuire Center record of 16, last reached by Jocelyn Mellen on March 3, 2008 against USF. Jones also recorded three blocks in the contest.

Freshman forward Sarina Simmons was able to chip in a career-high 11 points to go along with career-highs in rebounds (five) and assists (three).

The Bluejays (2-1) were led with 12 points from guard Chevelle Herring, while Megan Neuvirth and Kelsey Woodard each had 10 points for the Missouri Valley Conference pre-season favorites.

Michigan 67, Marquette 50

Marquette	FG-A	3P-A	FT-A	O-D-REB	PF	TP	A	TO	B	S	MIN
HARRIS	* 4-10	1-1	2-2	4-3-7	1	11	0	0	0	2	31
PACHKO	* 2-7	0-0	6-6	1-3-4	3	10	0	2	0	1	30
MELLEN	* 0-1	0-0	0-0	0-4-4	2	0	0	1	0	0	19
THOMAS-JOHNSON*	2-9	0-3	0-1	1-0-1	4	4	1	1	0	0	24
ROBINSON	* 4-9	2-4	1-4	1-1-2	4	11	1	6	0	0	33
COLLINS	0-1	0-1	0-0	0-0-0	0	0	0	0	0	0	2
WEIBEL	0-5	0-5	1-2	0-1-1	3	1	0	0	0	0	8
MCMORRIS	2-4	0-1	3-4	1-2-3	3	7	3	2	0	2	22
JONES	1-2	0-0	0-1	1-2-3	2	2	0	2	0	1	13
FIEDOROWICZ	0-1	0-0	2-2	1-0-1	0	2	0	0	0	0	4
SIMMONS	0-4	0-0	2-2	1-2-3	1	2	0	3	0	0	14
TEAM			1-1-2								
Totals	15-53	3-15	17-24	12-19-31	23	50	5	17	0	6	200
	28.3%	20.0%	70.8%								

Michigan	FG-A	3P-A	FT-A	O-D-REB	PF	TP	A	TO	B	S	MIN
Reynolds	f 4-9	3-5	0-0	2-3-5	3	11	1	3	0	1	28
Phillips	c 2-4	0-1	2-3	0-1-1	5	6	0	4	0	1	10
Hicks	g 5-8	1-3	2-2	1-5-6	3	13	3	2	1	1	39
Hollins	g 6-12	1-1	4-7	2-3-5	1	17	4	3	0	3	32
Ryan	g 1-5	0-2	4-4	2-5-7	1	6	1	2	1	2	33
Jones	2-5	0-1	1-1	2-8-10	4	5	0	3	1	0	26
Arnold	0-2	0-1	1-2	0-1-1	2	1	0	1	0	1	5
Thompson	0-1	0-0	0-0	1-2-3	1	0	0	1	0	0	4
Boylan	0-1	0-0	0-0	0-1-1	1	0	1	0	0	0	6
Jordan	1-1	1-1	0-0	0-0-0	0	3	0	0	0	0	1
McPherson	2-2	0-0	1-3	1-1-2	0	5	1	0	0	0	10
Sheffer	0-1	0-0	0-1	0-0-0	3	0	0	1	0	0	6
TEAM			2-1-3								
Totals	23-51	6-15	15-23	13-31-44	24	67	11	21	2	10	200
	45.1%	40.0%	65.2%								

Officials: June Corneau, Bob Trammell, Beverly Roberts
 Technical fouls: Marquette-None, Michigan-None.
 Attendance: 1541

Score by Periods	1st	2nd	Total
Marquette	26	24	50
Michigan	20	47	67

Marquette 66, Creighton 59

Creighton	FG-A	3P-A	FT-A	O-D-REB	PF	TP	A	TO	B	S	MIN
Schuett	f 2-8	0-3	2-4	3-8-11	4	6	2	1	3	1	26
Neuvirth	f 3-11	0-2	4-4	2-3-5	5	10	1	6	0	2	32
Nelson	c 3-7	0-0	2-3	0-4-4	2	8	0	1	0	0	20
Woodard	g 4-11	2-6	0-0	1-2-3	3	10	1	1	0	1	34
Herring	g 5-17	0-4	2-4	1-3-4	4	12	4	5	0	4	34
Moore	0-0	0-0	0-0	0-0-0	0	0	0	0	0	0	4
Crites	2-5	0-0	4-4	2-4-6	2	8	0	1	0	0	17
Jensen	1-1	1-1	0-0	0-1-1	2	3	0	0	0	2	13
Corbin	0-2	0-1	0-0	0-1-1	1	0	0	0	1	0	11
Frank	1-1	0-0	0-1	0-0-0	2	2	0	1	0	1	9
TEAM			3-0-3								
Totals	21-63	3-17	14-20	12-26-38	25	59	8	16	4	11	200
	33.3%	17.6%	70.0%								

Michigan	FG-A	3P-A	FT-A	O-D-REB	PF	TP	A	TO	B	S	MIN
PACHKO	f 3-10	0-0	0-2	3-7-10	3	6	1	1	0	1	23
FIEDOROWICZ	f 1-3	0-0	3-3	0-2-2	2	5	1	0	0	0	11
HARRIS	g 2-3	0-1	0-0	1-2-3	4	4	1	1	0	0	14
THOMAS-JOHNSON	g 6-13	2-4	6-6	0-2-2	2	20	0	5	0	3	37
ROBINSON	g 5-12	0-1	3-7	0-5-5	1	13	6	5	1	2	37
WEIBEL	0-1	0-1	0-0	0-0-0	0	0	0	1	0	0	3
MCMORRIS	2-7	1-3	0-0	2-3-5	3	5	3	1	0	2	29
JONES	0-2	0-0	2-5	7-8-15	0	2	2	3	3	0	26
SIMMONS	2-8	0-1	7-10	3-2-5	2	11	3	1	2	0	20
TEAM			3-2-5								
Totals	21-59	3-11	21-33	19-33-52	17	66	17	18	6	8	200
	35.6%	27.3%	63.6%								

Officials: Tim Daley, Bob Enterline, Kevin Dillard
 Technical fouls: Creighton-None, Marquette-None.
 Attendance: 1048

Score by Periods	1st	2nd	Total
Creighton	25	34	59
Marquette	33	33	66



0 • Jasmine Collins

Junior
Forward
6-2
Detroit, Mich.
Martin Luther King

2009-10: Played two minutes in season debut at Michigan (11/16).

	Career Highs	09-10 Season Highs
Points	10, at DePaul (2/28/09)	—
Rebounds	7, Louisville (3/2/09)	—
Field Goals	5, at DePaul (2/28/09)	—
FG Attempts	6, at Western Mich. (11/23/08)	—
Three FG	—	—
Three FG Att.	1, at Michigan (11/16/09)	1, at Michigan (11/16/09)
Free Throws	2, Twice	—
Free Throw Att.	4, Kansas (12/7/08)	—
Assists	2, Western Michigan (1/2/08)	—
Steals	1, Seven Times	—
Blocks	2, at Western Mich. (11/23/08)	—
Minutes	20, Kansas (12/7/08)	2, at Michigan (11/16/09)

Collins' Game-by-Game Stats

Opponent	Date	GS	Min.	FG-A	Pct.	3P-A	Pct.	FT-FTA	Pct.	Off-Def.	Tot	Avg	PF	FO	A	TO	Blk	Stl	Pts	Avg	
St. Francis	11/14/09																				
at Michigan	11/16/09	2	0-1	.000	0-1	.000	0-0	.000	0-0	0	0.0	0	0	0	0	0	0	0	0	0.0	
CREIGHTON	11/19/09																				

Denotes BIG EAST Conference Game

^ Denotes BIG EAST Conference Tournament Game

Collins' Career Stats

Year	GP	GS	Min	Avg	FG-FGA	Pct	3FG-FGA	Pct	FT-FTA	Pct	Off	Def	Tot	Avg	PF	FO	Ast	TO	Blk	Stl	Pts	Avg
2007-08	19	0	96	5.1	6-25	.240	0-0	.000	4-6	.667	12	5	17	0.9	16	0	2	9	6	2	16	0.8
2008-09	24	0	172	7.2	14-35	.400	0-0	.000	5-10	.500	24	18	42	1.8	31	0	4	10	4	5	33	1.4
2009-10	1	0	2	2.0	0-1	.000	0-1	.000	0-0	.000	0	0	0	0.0	0	0	0	0	0	0	0	0.0
TOTAL	44	0	270	6.1	20-61	.328	0-1	.000	9-16	.563	36	23	59	1.3	47	0	6	19	10	7	49	1.1

BIG EAST-only Stats

Year	GP	GS	Min	Avg	FG-FGA	Pct	3FG-FGA	Pct	FT-FTA	Pct	Off	Def	Tot	Avg	PF	FO	Ast	TO	Blk	Stl	Pts	Avg
2007-08	10	0	44	4.4	3-13	.231	0-0	.000	3-4	.750	7	0	7	0.7	5	0	0	3	3	1	9	0.9
2008-09	10	0	65	6.5	6-15	.400	0-0	.000	1-4	.250	10	4	14	1.4	12	0	2	4	0	2	13	1.3
TOTAL	20	0	109	5.5	9-28	.321	0-0	.000	4-8	.500	17	4	21	1.1	17	0	2	7	3	3	22	1.1



3 • Courtney Weibel

Junior
Guard
5-9
Rockton, Ill.
Hononegah

2009-10: Matched her career high in minutes played with 20 in her season debut against St. Francis (Pa.) (11/16) ... Scored six points on two long-range jumpers and added a career-best three assists ...

Points	Career Highs	09-10 Season Highs
Rebounds	15, Seton Hall (2/16/08)	6, St. Francis (11/14/09)
Field Goals	3, Pittsburgh (2/23/08)	2, St. Francis (11/14/09)
FG Attempts	5, Seton Hall (2/16/08)	2, St. Francis (11/14/09)
Three FG	11, Connecticut (2/7/09)	6, St. Francis (11/14/09)
Three FG Att.	5, Seton Hall (2/16/08)	2, St. Francis (11/14/09)
Free Throws	11, Connecticut (2/7/09)	6, St. Francis (11/14/09)
Free Throw Att.	2, Twice	1, at Michigan (11/16/09)
Assists	2, Twice	2, at Michigan (11/16/09)
Steals	3, Twice	3, St. Francis (11/14/09)
Blocks	2, at Connecticut (2/20/08)	—
Minutes	1, Indiana State (12/15/07)	—
	20, Twice	20, St. Francis (11/14/09)

Weibel's Game-by-Game Stats

Opponent	Date	GS	Min.	FG-A	Pct.	3P-A	Pct.	FT-FTA	Pct.	Off-Def.	Tot	Avg	PF	FO	A	TO	Blk	Stl	Pts	Avg
ST. FRANCIS	11/14/09		20	2-6	.333	2-6	.333	0-0	.000	0-2	2	2.0	2	0	3	1	0	0	6	6.0
at Michigan	11/16/09		8	0-5	.000	0-5	.000	1-2	.500	0-1	1	1.5	3	0	0	0	0	0	1	3.5
CREIGHTON	11/19/09		3	0-1	.000	0-1	.000	0-0	.000	0-0	0	1.0	0	0	0	1	0	0	0	3.0


Denotes BIG EAST Conference Game
^ Denotes BIG EAST Conference Tournament Game

Weibel's Career Stats

Year	GP	GS	Min	Avg	FG-FGA	Pct	3FG-FGA	Pct	FT-FTA	Pct	Off	Def	Tot	Avg	PF	FO	Ast	TO	Blk	Stl	Pts	Avg
2007-08	30	0	201	6.7	23-78	.295	22-72	.306	2-2	1.000	6	12	18	0.6	14	0	8	14	1	6	70	2.3
2008-09	24	2	158	6.6	17-74	.230	17-73	.233	2-2	1.000	3	5	8	0.3	12	0	5	3	1	4	53	2.2
2009-10	3	0	31	10.3	2-12	.167	2-12	.167	1-2	.500	0	3	3	1.0	5	0	3	2	0	0	7	2.3
TOTAL	57	2	390	6.8	42-164	.256	41-157	.261	5-6	.833	9	20	29	0.5	31	0	16	19	2	10	130	2.3

BIG EAST-only Stats

Year	GP	GS	Min	Avg	FG-FGA	Pct	3FG-FGA	Pct	FT-FTA	Pct	Off	Def	Tot	Avg	PF	FO	Ast	TO	Blk	Stl	Pts	Avg
2007-08	14	0	119	8.5	18-49	.367	17-44	.386	2-2	1.000	5	9	14	1.0	7	0	4	10	0	5	55	3.9
2008-09	11	0	70	6.4	8-35	.229	8-35	.229	2-2	1.000	0	4	4	0.4	8	0	2	2	0	2	26	2.4
2009-10																						
TOTAL	25	0	189	7.6	26-84	.310	25-79	.316	4-4	1.000	5	13	18	0.7	15	0	6	12	0	7	81	3.2



11 • Janelle Harris

Senior
Guard
6-0
Detroit, Mich.
Renaissance

2009-10: Posted season-highs in points (11) and rebounds (7) at Michigan (11/16) ...

Points	17, at St. John's (2/2/08)	09-10 Season Highs	11, at Michigan (11/16/09)
Rebounds	9, Western Michigan (1/2/08)		7, at Michigan (11/16/09)
Field Goals	6, Twice		4, at Michigan (11/16/09)
FG Attempts	14, at St. John's (2/2/08)		11, at Michigan (11/16/09)
Three FG	1, Five Times		1, at Michigan (11/16/09)
Three FG Att.	2, Three Times		1, Twice
Free Throws	7, at Colorado (4/2/08)		5, St. Francis (11/14/09)
Free Throw Att.	10, at Colorado (4/2/08)		7, at Michigan (11/16/09)
Assists	4, vs. Arkansas (12/30/07)		—
Steals	4, Sacred Heart (11/17/08)		3, St. Francis (11/14/09)
Blocks	1, Twice		—
Minutes	33, Creighton (3/24/08)		31, at Michigan (11/16/09)

Harris' Game-by-Game Stats

Opponent	Date	GS	Min.	FG-A	Pct.	3P-A	Pct.	FT-FTA	Pct.	Off-Def.	Tot	Avg	PF	FO	A	TO	Blk	Stl	Pts	Avg
ST. FRANCIS	11/14/09	*	23	2-3	.667	0-0	.000	5-7	.714	2-1	3	3.0	1	0	0	5	0	3	9	9.0
at Michigan	11/16/09	*	31	4-10	.400	1-1	1.000	2-2	1.000	4-3	7	5.0	1	0	0	0	0	2	11	10.0
CREIGHTON	11/19/09	*	14	2-3	.667	0-1	.000	0-0	.000	1-2	3	3.0	4	0	1	1	0	0	4	6.5

Denotes BIG EAST Conference Game
^ Denotes BIG EAST Conference Tournament Game

Harris' Career Stats

Year	GP	GS	Min	Avg	FG-FGA	Pct	3FG-FGA	Pct	FT-FTA	Pct	Off	Def	Tot	Avg	PF	FO	Ast	TO	Blk	Stl	Pts	Avg
2006-07	32	0	275	8.6	24-67	.358	1-6	.167	19-29	.655	19	29	48	1.5	23	0	11	34	1	20	68	2.1
2007-08	35	35	794	22.7	89-221	.403	4-17	.235	60-80	.750	52	81	133	3.8	66	0	39	87	0	45	242	6.9
2008-09	30	5	327	10.9	28-62	.452	1-6	.167	34-48	.708	33	25	58	1.9	39	0	15	36	2	17	91	3.0
2009-10	3	3	68	22.7	8-16	.500	1-2	.500	7-9	.778	7	6	13	4.3	6	0	1	6	0	5	24	8.0
TOTAL	100	43	1464	14.6	149-366	.407	7-31	.226	120-166	.723	111	141	252	2.5	134	0	66	163	3	87	425	4.3

BIG EAST-only Stats

Year	GP	GS	Min	Avg	FG-FGA	Pct	3FG-FGA	Pct	FT-FTA	Pct	Off	Def	Tot	Avg	PF	FO	Ast	TO	Blk	Stl	Pts	Avg
2006-07	15	0	122	8.1	11-33	.333	0-1	-	8-11	.727	10	11	21	1.4	5	0	5	17	1	10	30	2.0
2007-08	16	16	358	22.4	37-101	.366	1-9	.111	34-43	.791	25	32	57	3.6	31	0	21	47	0	19	109	6.8
2008-09	14	4	140	10.0	5-16	.313	0-1	-	22-30	.733	14	10	24	1.7	16	0	5	13	0	3	32	2.3
2009-10	3	3	68	22.7	8-16	.500	1-2	.500	7-9	.778	7	6	13	4.3	6	0	1	6	0	5	24	8.0
TOTAL	45	20	620	13.8	53-150	.353	1-11	.091	64-84	.762	49	53	102	2.3	52	0	31	77	1	32	171	3.8



12 • Jessica Pachko

Sophomore
Forward
6-2
Cincinnati, Ohio
Oak Hills

2009-10: Scored eight points, pulled down seven rebounds and dished three assists in season debut against St. Francis (11/14)...Was perfect 6-of-6 from the free throw line at Michigan and finished with 10 points...Pulled down 10 rebounds against Creighton (11/19) to tie a career high...

	Career	09-10 Season Highs
Points	16, Twice	10, at Michigan (11/16/09)
Rebounds	10, Twice	10, Creighton (11/19/09)
Field Goals	7, Villanova (2/10/09)	3, Twice
FG Attempts	11, Villanova (2/10/09)	10, Creighton (11/19/09)
Three FG	—	—
Three FG Att	1, Twice	1, St. Francis (11/14/09)
Free Throws	6, Four Times	6, at Michigan (11/16/09)
Free Throw Att.	10, at Georgetown (1/21/08)	6, at Michigan (11/16/09)
Assists	3, Three Times	3, St. Francis (11/14/09)
Steals	2, Three Times	1, Twice
Blocks	2, Syracuse (1/27/09)	1, St. Francis (11/14/09)
Minutes	33, Three Times	30, at Michigan (11/16/09)

Pachko's Game-by-Game Stats

Opponent	Date	GS	Min.	FG-A	Pct.	3P-A	Pct.	FT-FTA	Pct.	Off-Def.	Tot	Avg	PF	FO	A	TO	Blk	Stl	Pts	Avg
ST. FRANCIS	11/14/09	*	23	3-6	.500	0-1	.000	2-2	1.000	1-6	7	7.0	3	0	3	4	1	0	8	8.0
at Michigan	11/16/09	*	30	2-7	.286	0-0	.000	6-6	1.000	1-3	4	5.5	3	0	0	2	0	1	10	9.0
CREIGHTON	11/19/09	*	23	3-10	.300	0-0	.000	0-2	.000	3-7	10	8.5	3	0	1	1	0	1	6	7.0

Denotes BIG EAST Conference Game
^ Denotes BIG EAST Conference Tournament Game

Pachko's Career Stats

Year	GP	GS	Min	Avg	FG-FGA	Pct	3FG-FGA	Pct	FT-FTA	Pct	Off	Def	Tot	Avg	PF	FO	Ast	TO	Blk	Stl	Pts	Avg
2008-09	27	26	709	26.3	84-167	.503	0-1	.000	72-105	.686	52	98	150	5.6	63	0	24	40	7	21	240	8.9
2009-10	3	3	76	25.3	8-23	.348	0-1	.000	8-10	.800	5	16	21	7.0	9	0	4	7	1	2	24	8.0
TOTAL	30	29	785	26.2	92-190	.484	0-2	.000	80-115	.696	57	114	171	5.7	72	0	28	47	8	23	264	8.8

BIG EAST-only Stats

Year	GP	GS	Min	Avg	FG-FGA	Pct	3FG-FGA	Pct	FT-FTA	Pct	Off	Def	Tot	Avg	PF	FO	Ast	TO	Blk	Stl	Pts	Avg
2008-09	16	16	444	27.8	53-106	.500	0-1	.000	41-64	.641	26	65	91	5.7	36	0	14	21	5	13	147	9.2
2009-10																						
Totals																						



22 • Jocelyn Mellen

RS Junior
Forward
6-3
Dixon, Ill.
Newman Catholic

2009-10: Made her season debut against St. Francis (11/14) contributing 10 points on perfect (5-of-5) shooting from the field, seven rebounds and two assists in 23 minutes.

Career Highs

Points 17, Creighton (3/24/08)
Rebounds 16, USF (3/3/08)
Field Goals 6, Creighton (3/24/08)
FG Attempts 10, at Michigan State (4/5/08)
Three FG 1, Oral Roberts (11/15/08)
Three FG Att. 2, at Oregon (11/20/07)
Free Throws 7, at Villanova (3/1/08)
Free Throw Att. 10, at Villanova (3/1/08)
Assists 2, Twice
Steals 4, Creighton (3/24/08)
Blocks 4, at Oregon (11/20/07)
Minutes 38, Creighton (3/24/08)

09-10 Season Highs

10, St. Francis (11/14/09)
7, St. Francis (11/14/09)
5, St. Francis (11/14/09)
5, St. Francis (11/14/09)
—
—
—
—
2, St. Francis (11/14/09)
1, St. Francis (11/14/09)
1, St. Francis (11/14/09)
23, St. Francis (11/14/09)

Mellen's Game-by-Game Stats

Opponent	Date	GS	Min.	FG-A	Pct.	3P-A	Pct.	FT-FTA	Pct.	Off-Def	Tot.	Avg	PF	FO	A	TO	Blk	Stl	Pts	Avg
ST. FRANCIS	11/14/09	*	23	5-5	1.000	0-0	.000	0-0	.000	3-4	7	7.0	2	0	2	1	1	1	10	10.0
at Michigan	11/16/09	*	19	0-1	.000	0-0	.000	0-0	.000	0-4	4	5.5	2	0	0	1	0	0	0	5.0
CREIGHTON																				

Denotes BIG EAST Conference Game
^ Denotes BIG EAST Conference Tournament Game

Mellen's Career Stats

Year	GP	GS	Min	Avg	FG-FGA	Pct	3FG-FGA	Pct	FT-FTA	Pct	Off	Def	Tot	Avg	PF	FO	Ast	TO	Blk	Stl	Pts	Avg
2006-07																						
2007-08	35	9	648	18.5	66-153	.431	0-6	-	64-100	.640	63	104	167	4.8	73	0	11	43	14	27	196	5.6
2008-09	5	5	90	18.0	8-19	.421	1-1	1.000	4-7	.571	3	17	20	4.0	9	0	2	6	3	1	21	4.2
2009-10	2	2	42	21.0	5-6	.833	0-0	.000	0-0	.000	3	8	11	5.5	4	0	2	2	1	1	10	5.0
TOTAL	42	16	780	18.6	79-178	.444	1-7	.143	68-107	.636	69	129	198	4.7	86	0	15	51	18	29	227	5.4

BIG EAST-only Stats

Year	GP	GS	Min	Avg	FG-FGA	Pct	3FG-FGA	Pct	FT-FTA	Pct	Off	Def	Tot	Avg	PF	FO	Ast	TO	Blk	Stl	Pts	Avg
2006-07																						
2007-08	16	2	305	19.1	28-67	.418	0-2	.000	37-55	.673	36	55	91	5.7	33	0	6	22	4	12	93	5.8
2008-09	0	0	0	0	0-0	-	0-0	-	0-0	-	0	0	0	-	0	0	0	0	0	0	0	-
2009-10																						
TOTAL	16	2	305	19.1	28-67	.418	0-2	.000	37-55	.673	36	55	91	5.7	33	0	6	22	4	12	93	5.8



23 • Tatiyana McMorris

Junior
Guard
5-7
Bronx, N.Y.
JFK

2009-10: Played 19 minutes against St. Francis (11/14) contributing four points and three assists...Also added three assists as well as seven points and three rebounds at Michigan (11/16)...Played a season-high 29 minutes against Creighton (11/19), contributing a season-high five rebounds...

Points	Career Highs	09-10 Season Highs
Rebounds	13, at Georgetown (1/21/08)	7, at Michigan (11/16/09)
Field Goals	8, Syracuse (1/27/09)	5, Creighton (11/19/09)
FG Attempts	5, at Georgetown (1/21/08)	2, Twice
Three FG	9, Three Times	7, Creighton (11/19/09)
Three FG Att.	3, Twice	1, Creighton (11/19/09)
Free Throws	5, Four Times	3, Creighton (11/19/09)
Free Throw Att.	8, USF (1/3/09)	3, at Michigan (11/16/09)
Assists	8, USF (1/3/09)	4, Twice
Steals	4, Three Times	3, Three Times
Blocks	2, Eight Times	2, Twice
Minutes	1, Twice	—
	31, Three Times	29, Creighton (11/19/09)

McMorris' Game-by-Game Stats

Opponent	Date	GS	Min.	FG-A	Pct.	3P-A	Pct.	FT-FTA	Pct.	Off-Def.	Tot.	Avg	PF	FO	A	TO	Blk	Stl	Pts	Avg
ST. FRANCIS	11/14/09		19	1-4	.250	0-2	.000	2-4	.500	1-0	1	1.0	1	0	3	2	0	1	4	4.0
at Michigan	11/16/09		22	2-4	.500	0-1	.000	3-4	.750	1-2	3	2.0	3	0	3	2	0	2	7	5.5
CREIGHTON	11/19/09		29	2-7	.286	1-3	.333	0-0	.000	2-3	5	3.0	3	0	3	1	0	2	5	4.5

Denotes BIG EAST Conference Game
^ Denotes BIG EAST Conference Tournament Game

McMorris' Career Stats

Year	GP	GS	Min	Avg	FG-FGA	Pct	3FG-FGA	Pct	FT-FTA	Pct	Off	Def	Tot	Avg	PF	FO	Ast	TO	Blk	Stl	Pts	Avg
2007-08	34	3	435	12.8	28-88	.318	11-37	.297	24-32	.750	20	37	57	1.7	34	0	31	36	2	19	91	2.7
2008-09	31	13	502	16.2	54-121	.446	25-63	.397	22-26	.846	19	45	64	2.1	30	0	37	40	2	18	155	5.0
2009-10	3	0	70	23.3	5-15	.333	1-6	.167	5-8	.625	4	5	9	3.0	7	0	9	5	0	5	16	5.3
TOTAL	68	16	1007	14.8	87-224	.388	37-106	.349	51-66	.773	43	87	130	1.9	71	0	77	81	4	42	262	3.9

BIG EAST-only Stats

Year	GP	GS	Min	Avg	FG-FGA	Pct	3FG-FGA	Pct	FT-FTA	Pct	Off	Def	Tot	Avg	PF	FO	Ast	TO	Blk	Stl	Pts	Avg
2007-08	16	2	210	13.1	16-45	.356	6-20	.300	10-14	.714	13	19	32	2.0	15	0	15	20	0	7	48	3.0
2008-09	16	9	282	17.6	23-59	.390	13-33	.394	18-20	.900	15	22	37	2.3	14	0	17	22	1	12	77	4.8
2009-10																						
TOTAL	32	11	492	15.4	39-104	.375	19-53	.358	28-34	.824	28	41	69	2.2	29	0	32	42	1	19	125	3.9



24 • Lauren Thomas-Johnson

Senior
Guard
5-10
Machester, England
Notre Dame Acad. (Va.)/Kirkwood CC

2009-10: Scored a career-high 14 points on a career-high six made field goals, two three-pointers, in her season debut against St. Francis (11/14)...Scored a career-high 20 points to lead MU to a victory over Missouri Valley Conference preseason favorites Creighton (11/19)...Against Creighton, Thomas-Johnson was a perfect 6-for-6 from the free throw line, sinking two in the final 14 seconds of the contest to seal the win...

	Career	09-10 Season Highs
Points	20, Creighton (11/19/09)	20, Creighton (11/19/09)
Rebounds	7, at Wisconsin (12/13/08)	4, St. Francis (11/14/09)
Field Goals	6, Twice	6, Twice
FG Attempts	15, St. Francis (11/14/09)	15, St. Francis (11/14/09)
Three FG	3, Twice	2, Twice
Three FG Att	6, Sacred Heart (11/17/08)	5, St. Francis (11/14/09)
Free Throws	6, Twice	6, Creighton (11/19/09)
Free Throw Att.	6, Three Times	6, Creighton (11/19/09)
Assists	1, Oral Roberts (11/15/08)	1, Michigan (11/16/09)
Steals	3, Twice	3, Creighton (11/19/09)
Blocks	2, Gonzaga (11/28/08)	—
Minutes	37, Creighton (11/19/09)	37, Creighton (11/19/09)

Thomas-Johnson's Game-by-Game Stats

Opponent	Date	GS	Min.	FG-A	Pct.	3P-A	Pct.	FT-FTA	Pct.	Off-Def.	Tot	Avg	PF	FO	A	TO	Blk	Stl	Pts	Avg
ST. FRANCIS	11/14/09	*	26	6-15	.400	2-5	.400	0-0	.000	3-1	4	4.0	0	0	0	0	0	2	14	14.0
at Michigan	11/16/09	*	24	2-9	.222	0-3	.000	0-1	.000	1-0	1	2.5	4	0	1	1	0	0	4	9.0
CREIGHTON	11/19/09	*	37	6-13	.462	2-4	.500	6-6	1.000	0-2	2	3.0	2	0	0	5	0	3	20	17.0

Denotes BIG EAST Conference Game

^ Denotes BIG EAST Conference Tournament Game

Thomas-Johnson's Career Stats

Year	GP	GS	Min	Avg	FG-FGA	Pct	3FG-FGA	Pct	FT-FTA	Pct	Off	Def	Tot	Avg	PF	FO	Ast	TO	Blk	Stl	Pts	Avg
2008-09	33	12	581	17.6	43-164	.262	16-64	.250	41-53	.774	19	32	51	1.5	52	0	30	58	12	18	143	4.3
2009-10	3	3	87	29.0	14-37	.378	4-12	.333	6-7	.857	4	3	7	2.3	6	0	1	6	0	5	38	12.7
TOTAL	36	15	668	18.6	57-201	.284	20-76	.263	47-60	.783	23	35	58	1.6	58	0	31	64	12	23	181	5.0

BIG EAST-only Stats

Year	GP	GS	Min	Avg	FG-FGA	Pct	3FG-FGA	Pct	FT-FTA	Pct	Off	Def	Tot	Avg	PF	FO	Ast	TO	Blk	Stl	Pts	Avg
2008-09	16	1	212	13.3	11-49	.224	1-10	.100	15-20	.750	11	12	23	1.4	23	0	10	27	4	4	38	2.4
2009-10																						
Totals																						



32 • Angel Robinson

Junior
Guard
5-8
St. Paul, Minn.
Central

All-BIG EAST Candidate

2009-10: In 32 minutes in her season debut against St. Francis (11/14) recorded eight points, nine rebounds, four steals and five assists...Was one of three players to score double digit points at Michigan (11/16) with 11...Scored 13 points against Creighton (11/19) to pull her scoring average above double digits, while dishing out a season-high six assists...

Points	Career Highs	09-10 Season Highs
Rebounds	33, at Oakland (12/28/08)	13, Creighton (11/19/09)
Field Goals	11, Gonzaga (11/29/08)	9, St. Francis (11/14/09)
FG Attempts	12, at Oakland (12/28/08)	5, Creighton (11/19/09)
Three FG	24, at Seton Hall (1/10/09)	12, Creighton (11/19/09)
Three FG Att.	4, at Oakland (12/28/08)	2, at Michigan (11/16/09)
Free Throws	7, at Oakland (12/28/08)	4, at Michigan (11/16/09)
Free Throw Att.	8, Twice	3, Creighton (11/19/09)
Assists	11, Twice	7, Creighton (11/19/09)
Steals	10, Seton Hall (2/16/08)	6, Creighton (11/19/09)
Blocks	7, at Gonzaga (11/23/07)	4, St. Francis (11/14/09)
Minutes	3, Twice	1, Twice
	39, Twice	37, Creighton (11/19/09)

Robinson's Game-by-Game Stats

Opponent	Date	GS	Min.	FG-A	Pct.	3P-A	Pct.	FT-FTA	Pct.	Off-Def.	Tot	Avg	PF	FO	A	TO	Blk	Stl	Pts	Avg
ST. FRANCIS	11/14/09	*	32	4-9	.444	0-1	.000	0-0	.000	1-8	9	9.0	0	0	5	6	1	4	8	8.0
at Michigan	11/16/09	*	33	4-9	.444	2-4	.500	1-4	.250	1-1	2	5.5	4	0	1	6	0	0	11	9.5
CREIGHTON	11/19/09	*	37	5-12	.417	0-1	.000	3-7	.429	0-5	5	7.0	1	0	6	5	1	2	13	10.5

Denotes BIG EAST Conference Game
^ Denotes BIG EAST Conference Tournament Game

Robinson's Career Stats

Year	GP	GS	Min	Avg	FG-FGA	Pct	3FG-FGA	Pct	FT-FTA	Pct	Off	Def	Tot	Avg	PF	FO	Ast	TO	Blk	Stl	Pts	Avg
2007-08	35	33	955	27.3	141-364	.387	18-54	.333	99-142	.697	55	97	152	4.3	104	4	135	118	13	86	399	11.4
2008-09	33	33	932	28.2	165-447	.369	33-110	.300	96-131	.733	51	115	166	5.0	95	2	121	110	13	43	459	13.9
2009-10	3	3	102	34.0	13-30	.433	2-6	.333	4-11	.364	2	14	16	5.3	5	0	12	17	2	6	32	10.7
TOTAL	71	69	1989	28.0	319-841	.379	53-170	.312	199-284	.701	108	226	334	4.7	204	6	268	245	28	135	890	12.5

BIG EAST-only Stats

Year	GP	GS	Min	Avg	FG-FGA	Pct	3FG-FGA	Pct	FT-FTA	Pct	Off	Def	Tot	Avg	PF	FO	Ast	TO	Blk	Stl	Pts	Avg
2007-08	16	14	441	27.6	68-179	.380	8-28	.286	48-74	.649	24	46	70	4.4	49	3	72	50	4	43	192	12.0
2008-09	16	16	475	29.7	86-237	.363	15-56	.268	61-81	.753	30	63	93	5.8	45	0	56	50	6	17	248	15.5
2009-10																						
TOTAL	32	30	916	28.6	154-416	.370	23-84	.274	109-155	.703	54	109	163	5.1	94	3	128	100	10	60	440	13.8



34 • Georgie Jones

Sophomore
Center
6-3
St. Paul, Minn.
Central

2009-10: Registered a career-high five free throws en route to seven points in season debut against St. Francis (11/14)...Reached a career-high 15 rebounds against Creighton (11/19), only one shy of the Al McGuire Center record set by Jocelyn Mellen against USF on March 3, 2008...

Career

Points	12, Gonzaga (11/28/08)
Rebounds	15, Creighton (11/19/09)
Field Goals	4, Four Times
FG Attempts	7, Sacred Heart (11/16/08)
Three FG	—
Three FG Att	—
Free Throws	5, St. Francis (11/14/09)
Free Throw Att.	8, Gonzaga (11/28/08)
Assists	2, Twice
Steals	4, Syracuse (1/27/09)
Blocks	4, Green Bay (12/20/08)
Minutes	26, Twice

09-10 Season Highs

7, St. Francis (11/14/09)
15, Creighton (11/19/09)
1, Twice
2, Three Times
—
—
5, St. Francis (11/14/09)
6, St. Francis (11/14/09)
2, Creighton (11/19/09)
1, at Michigan (11/16/09)
3, Creighton (11/19/09)
26, Creighton (11/19/09)

Jones' Game-by-Game Stats

Opponent	Date	GS	Min.	FG-A	Pct.	3P-A	Pct.	FT-FTA	Pct.	Off-Def.	Tot	Avg	Pf	Fo	A	To	Blk	Stl	Pts	Avg
ST. FRANCIS	11/14/09		16	1-2	.500	0-0	.000	5-6	.833	3-1	4	4.0	0	0	0	0	2	0	7	7.0
at Michigan	11/16/09		13	1-2	.500	0-0	.000	0-1	.000	1-2	3	3.5	2	0	0	2	0	1	2	4.5
CREIGHTON	11/19/09		26	0-2	.000	0-0	.000	2-5	.400	7-8	15	9.5	0	0	2	3	3	0	2	4.5

Denotes BIG EAST Conference Game

^ Denotes BIG EAST Conference Tournament Game

Jones' Career Stats

Year	GP	GS	Min	Avg	FG-FGA	Pct	3FG-FGA	Pct	FT-FTA	Pct	Off	Def	Tot	Avg	Pf	Fo	Ast	TO	Blk	Stl	Pts	Avg
2008-09	31	16	501	16.2	42-78	.538	0-0	.000	22-57	.386	58	86	144	4.6	58	2	13	38	22	19	106	3.4
2009-10	3	0	55	18.3	2-6	.333	0-0	.000	7-12	.583	11	11	22	7.3	2	0	2	5	5	1	11	3.7
TOTAL	34	16	556	16.4	44-84	.524	0-0	.000	29-69	.420	69	97	166	4.9	60	2	15	43	27	20	117	3.4

BIG EAST-only Stats

Year	GP	GS	Min	Avg	FG-FGA	Pct	3FG-FGA	Pct	FT-FTA	Pct	Off	Def	Tot	Avg	Pf	Fo	Ast	TO	Blk	Stl	Pts	Avg
2008-09	15	10	230	15.3	16-36	.444	0-0	.000	6-16	.375	19	39	58	3.9	32	2	6	21	5	9	38	2.5



41 • Paige Fiedorowicz

Junior
Forward
6-0
Johnsburg, Ill.
Johnsburg

2009-10: Sat out against St. Francis (11/14) while recovering from a foot injury ... Saw just four minutes of action at Michigan (11/16)...Seeing increasingly more action with 11 minutes against Creighton, scored five points on a perfect 3-of-3 shooting from the free throw line...

	Career Highs	09-10 Season Highs
Points	21, Gonzaga (11/28/08)	5, Creighton (11/19/09)
Rebounds	12, Oregon (12/17/08)	2, Creighton (11/19/09)
Field Goals	8, Twice	1, Creighton (11/19/09)
FG Attempts	12, at Notre Dame (2/13/08)	3, Creighton (11/19/09)
Three FG	1, Oral Roberts (11/15/08)	—
Three FG Att.	1, Twice	—
Free Throws	7, at Wisconsin (12/13/08)	3, Creighton (11/19/09)
Free Throw Att.	8, at Wisconsin (12/13/08)	3, Creighton (11/19/09)
Assists	4, Oregon (12/17/08)	1, Creighton (11/19/09)
Steals	3, Utah (11/30/08)	—
Blocks	2, at Green Bay (12/01/07)	—
Minutes	32, Twice	11, Creighton (11/19/09)

Fiedorowicz's Game-by-Game Stats

Opponent	Date	GS	Min.	FG-A	Pct.	3P-A	Pct.	FT-FTA	Pct.	Off-Def.	Tot.	Avg	PF	FO	A	TO	Blk	Stl	Pts	Avg	
St. Francis	11/14/09																				
at Michigan	11/16/09		4	0-1	.000	0-0	.000	2-2	1.000	1-0	1	1.0	0	0	0	0	0	0	2	2.0	
CREIGHTON	11/19/09 *		11	1-3	.333	0-0	.000	3-3	1.000	0-2	2	2.0	2	0	1	0	0	0	5	5.0	

Denotes BIG EAST Conference Game
^ Denotes BIG EAST Conference Tournament Game

Fiedorowicz's Career Stats

Year	GP	GS	Min	Avg	FG-FGA	Pct	3FG-FGA	Pct	FT-FTA	Pct	Off	Def	Tot	Avg	PF	FO	Ast	TO	Blk	Stl	Pts	Avg
2007-08	27	14	485	18.0	68-149	.456	0-1	.000	40-59	.678	52	61	113	4.2	63	2	16	40	6	21	176	6.5
2008-09	32	15	604	18.9	63-150	.420	1-3	.333	52-65	.800	54	69	123	3.8	53	0	25	44	6	25	179	5.6
2009-10	2	1	15	7.5	1-4	.250	0-0	.000	5-5	1.000	1	2	3	1.5	2	0	1	0	0	0	7	3.5
TOTAL	61	30	1104	18.1	132-303	.436	1-4	.250	97-129	.752	107	132	239	3.9	118	2	42	84	12	46	362	5.9

BIG EAST-only Stats

Year	GP	GS	Min	Avg	FG-FGA	Pct	3FG-FGA	Pct	FT-FTA	Pct	Off	Def	Tot	Avg	PF	FO	Ast	TO	Blk	Stl	Pts	Avg
2007-08	14	8	272	19.4	36-81	.444	0-0	-	25-37	.676	23	30	53	3.8	30	1	11	24	3	14	97	6.9
2008-09	16	4	257	16.1	18-56	.321	0-1	-	23-31	.742	20	21	41	2.6	25	0	5	24	3	11	59	3.7
2009-10																						



42 • Sarina Simmons

Freshman
Forward
6-1
Milwaukee, Wis.
King

2009-10: Made her career debut at Marquette against St. Francis (11/14) and recorded eight points and four rebounds...Played 14 minutes at Michigan (11/16)...Scored 11 points against Creighton (11/19) on 7-of-10 shooting from the charity stripe, while also reaching career-highs with five rebounds, three assists and two blocks...

Career /09-10 Season Highs

Points	11, Creighton (11/19/09)
Rebounds	5, Creighton (11/19/09)
Field Goals	3, St. Francis (11/14/09)
FG Attempts	8, Creighton (11/19/09)
Three FG	—
Three FG Att.	1, Creighton (11/19/09)
Free Throws	7, Creighton (11/19/09)
Free Throw Att.	10, Creighton (11/19/09)
Assists	3, Creighton (11/19/09)
Steals	—
Blocks	2, Creighton (11/19/09)
Minutes	20, Creighton (11/19/09)

Simmons' Game-by-Game Stats

Opponent	Date	GS	Min.	FG-A	Pct.	3P-A	Pct.	FT-FTA	Pct.	Off-Def.	Tot.	Avg	PF	FO	A	TO	Blk	Stl	Pts	Avg
ST. FRANCIS	11/14/09		18	3-7	.429	0-0	.000	2-2	1.000	1-3	4	4.0	4	0	1	3	0	0	8	8.0
at Michigan	11/16/09		14	0-4	.000	0-0	.000	2-2	1.000	1-2	3	3.5	1	0	0	3	0	0	2	5.0
CREIGHTON	11/19/09		20	2-8	.250	0-1	.000	7-10	.700	3-2	5	4.5	2	0	3	1	2	0	11	9.5

Denotes BIG EAST Conference Game

^ Denotes BIG EAST Conference Tournament Game

Simmons' Career Stats

Year	GP	GS	Min	Avg	FG-FGA	Pct	3FG-FGA	Pct	FT-FTA	Pct	Off	Def	Tot	Avg	PF	FO	Ast	TO	Blk	Stl	Pts	Avg
2009-10	3	0	52	17.3	5-19	.263	0-1	.000	11-14	.786	5	7	12	4.0	7	0	4	7	2	0	21	7.0

BIG EAST-only Stats

Year	GP	GS	Min	Avg	FG-FGA	Pct	3FG-FGA	Pct	FT-FTA	Pct	Off	Def	Tot	Avg	PF	FO	Ast	TO	Blk	Stl	Pts	Avg
2009-10																						

CAREER GAME-BY-GAME STATISTICS

Jasmine Collins

2008-09 Statistics

Opponent	Date	Min	FG-A	3P-A	FT-FTA	O-D-Tot	PF	A	TO	Bk	Stl	Pts
Oral Roberts	11/14	3	1-1	0-0	0-0	0-2-2	3	0	1	0	0	2
Sacred Heart	11/17	3	0-0	0-0	0-0	0-1-1	1	0	0	0	0	0
at Indiana State	11/19					Did Not Play						
at W. Michigan	11/23	10	3-6	0-0	0-0	3-3-6	2	0	2	2	0	6
Gonzaga	11/28	4	0-1	0-0	0-0	1-0-1	2	0	1	0	0	0
Virginia	11/29	1	0-0	0-0	0-0	0-0-0	0	0	0	0	0	0
Utah	11/30	12	1-3	0-0	0-0	3-0-3	1	0	0	0	0	2
at Northwestern	12/2	10	0-0	0-0	0-0	0-0-0	2	1	0	1	0	0
Kansas	12/6	20	1-3	0-0	2-4	2-2-4	2	0	0	0	1	4
at Wisconsin	12/13	6	0-0	0-0	0-0	0-0-0	0	0	0	0	1	0
Oregon	12/17	9	0-4	0-0	0-0	2-1-3	3	0	0	0	0	0
Green Bay	12/20	2	0-0	0-0	0-0	1-0-1	0	0	0	0	0	0
at Oakland	12/28					Did Not Play						
Milwaukee	12/31					Did Not Play						
USF	1/3	3	0-0	0-0	0-0	0-0-0	0	0	0	0	0	0
at Seton Hall	1/10	0+	0-0	0-0	0-0	0-0-0	0	0	0	0	0	0
Notre Dame#	1/13					Did Not Play						
at Rutgers#	1/18	2	0-0	0-0	0-0	0-0-0	0	0	0	0	0	0
at Georgetown#	1/21					Did Not Play						
Syracuse#	1/27					Did Not Play						
at Pittsburgh#	1/30	11	1-3	0-0	1-2	2-0-2	1	1	0	0	0	3
at USF#	2/3	9	0-2	0-0	0-0	1-0-1	3	1	2	0	0	0
Connecticut#	2/7	9	0-0	0-0	0-0	0-0-0	2	0	1	0	0	0
Villanova#	2/10					Did Not Play						
West Virginia#	2/15	13	0-3	0-0	0-0	1-0-1	3	0	1	0	1	0
at Cincinnati#	2/18					Did Not Play						
St. John's#	2/21	2	0-0	0-0	0-0	0-0-0	0	0	0	0	0	0
at Providence#	2/25					Did Not Play						
at DePaul#	2/28	7	5-5	0-0	0-1	2-1-3	1	0	0	0	0	10
Louisville#	3/2	9	0-2	0-0	0-1	4-3-7	2	0	0	0	1	0
Cincinnati^	3/6	14	2-2	0-0	2-2	2-1-3	2	0	0	1	1	6
Butler&	3/23	11	0-0	0-0	0-0	0-3-3	1	1	1	0	0	0
Illinois State&	3/26	2	0-0	0-0	0-0	0-1-1	0	0	1	0	0	0

Denotes BIG EAST Conference Game

^ Denotes BIG EAST Conference Tournament Game

% Denotes WNIT Tournament game

2007-08 Statistics

Opponent	Date	Min	FG-A	3P-A	FT-FTA	O-D-Tot	PF	A	TO	Bk	Stl	Pts
LOYOLA						Did Not Play						
WISCONSIN						Did Not Play						
at Oregon	11/20	2	0-0	0-0	0-0	0-0-0	1	0	1	0	0	0
at Gonzaga						Did Not Play						
WILLIAM & MARY						Did Not Play						
at Green Bay						Did Not Play						
at Kansas	12/6	6	0-2	0-0	1-1	1-0-1	1	0	0	1	0	1
INDIANA STATE	12/15	6	1-1	0-0	1-1	0-0-0	3	0	0	1	0	2
NWESTERN						Did Not Play						
ARK.-PINE BLUFF	12/21	12	1-2	0-0	0-0	0-3-3	1	0	2	0	1	2
at Dartmouth	12/29	5	1-2	0-0	0-0	1-1-2	1	0	0	0	0	2
vs #23 Arkansas	12/30	8	0-1	0-0	0-0	2-0-2	1	0	1	0	0	0
W. MICHIGAN	1/2	9	0-4	0-0	0-0	0-1-1	2	2	2	1	0	0
PROVIDENCE #	1/5	8	1-2	0-0	0-0	2-0-2	0	0	1	1	0	2
5/5 RUTGERS #						Did Not Play						
at West Virginia #	1/16	0	0-0	0-0	0-0	0-0-0	0	0	0	0	0	0
23/22 DEPAUL #						Did Not Play						
at LOUISVILLE #	1/23	2	0-0	0-0	0-0	0-0-0	1	0	0	0	0	0
at USF #	1/26	4	0-2	0-0	0-0	1-0-1	0	0	0	1	0	0
GEORGETOWN #	1/30	2	0-0	0-0	0-0	0-0-0	0	0	0	0	0	0
at St. John's #						Did Not Play						
CINCINNATI #						Did Not Play						
at 23/24 Syracuse #	2/10	1	0-0	0-0	0-0	0-0-0	0	0	0	0	0	0
at Notre Dame #	2/13	7	1-2	0-0	2-2	1-0-1	0	0	0	0	1	4
SETON HALL #	2/16	2	0-0	0-0	1-2	0-0-0	0	0	2	0	0	1
at Connecticut #	2/20	10	0-5	0-0	0-0	2-0-2	3	0	0	0	0	0
23/21 PITT #						Did Not Play						
at Villanova #						Did Not Play						
USF #	3/3	8	1-2	0-0	0-0	1-0-1	1	0	0	1	0	2
vs DePaul ^						Did Not Play						
CREIGHTON %						Did Not Play						
ILLINOIS %						Did Not Play						
at Kentucky %						Did Not Play						
at Colorado %	4/2	1	0-0	0-0	0-0	1-0-1	1	0	0	0	0	0
at Michigan State %	4/5	3	0-0	0-0	0-0	0-0-0	0	0	0	0	0	0

Denotes BIG EAST Conference Game

^ Denotes BIG EAST Conference Tournament Game

% Denotes WNIT Tournament game

Courtney Weibel

2008-09 Statistics

Opponent	Date	Min	FG-A	3P-A	FT-FTA	O-D-Tot	PF	A	TO	Bk	Stl	Pts
Oral Roberts	11/14	6	1-3	1-3	0-0	1-0-1	1	0	0	0	0	3
Sacred Heart	11/16	4	0-0	0-0	0-0	0-0-0	0	0	0	0	0	0
at Indiana State	11/19	1	1-1	1-1	0-0	0-0-0	0	0	0	0	1	3
at W. Michigan	11/23	10	1-4	1-4	0-0	0-0-0	0	0	0	0	0	3
Gonzaga	11/28					Did Not Play						
Virginia	11/29	1	0-1	0-1	0-0	0-0-0	0	0	0	0	0	0
Utah	11/30	0+	0-0	0-0	0-0	0-0-0	0	0	0	0	0	0
at Northwestern	12/2	7	0-2	0-2	0-0	1-0-1	0	0	1	0	0	0
Kansas	12/7					Did Not Play						
at Wisconsin	12/13	10	2-6	2-5	0-0	0-0-0	1	0	0	0	0	6
Oregon	12/17	* 17	3-7	3-7	0-0	0-0-0	1	3	0	1	0	9
Green Bay	12/20	* 14	1-9	1-9	0-0	1-1-2	1	0	0	0	1	3
at Oakland	12/28	4	0-1	0-1	0-0	0-0-0	0	0	0	0	0	0
Milwaukee	12/31					Did Not Play						
USF#	1/3					Did Not Play						
at Seton Hall#	1/10	5	1-3	1-3	0-0	0-0-0	2	0	0	0	0	3
Notre Dame#	1/13					Did Not Play						
at Rutgers#	1/18	8	2-4	2-4	0-0	0-0-0	0	0	0	0	0	6
at Georgetown#	1/21	6	0-3	0-3	0-0	0-0-0	1	0	0	0	0	0
Syracuse#	1/27	1	0-2	0-2	0-0	1-0-1	0	0	0	0	0	0
at Pittsburgh#	1/30	7	1-3	1-3	0-0	0-0-0	0	1	0	0	0	3
at USF#	2/3	10	1-5	1-5	0-0	0-1-1	1	0	1	0	0	3
Connecticut#	2/7	12	3-11	3-11	0-0	0-0-0	2	0	1	0	1	9
Villanova#	2/10	12	0-2	0-2	0-0	2-2-2	1	1	0	0	0	0
West Virginia#	2/15	3	0-1	0-1	2-2	0-0-0	0	0	0	0	0	2
at Cincinnati#	2/18					Did Not Play						
St. John's#	2/21					Did Not Play						
at Providence#	2/25					Did Not Play						
at DePaul#	2/28	5	0-1	0-1	0-0	0-0-0	0	0	0	0	1	0
Louisville#	3/2	1	0-0	0-0	0-0	0-0-0	0	0	0	0	0	0
Cincinnati^	3/6	2	0-2	0-2	0-0	0-0-0	0	0	0	0	0	0
Butler&	3/23	12	0-3	0-3	0-0	0-0-0	0	0	0	0	0	0
Illinois State&	3/26					Did Not Play						

Denotes BIG EAST Conference Game

^ Denotes BIG EAST Conference Tournament Game

% Denotes WNIT Tournament game

2007-08 Statistics

Opponent	Date	Min	FG-A	3P-A	FT-FTA	O-D-Tot	PF	A	TO	Bk	Stl	Pts
LOYOLA	11/12	4	0-2	0-2	0-0	0-0-0	1	1	0	0	0	0
WISCONSIN	11/17	1	0-0	0-0	0-0	0-0-0	0	0	0	0	0	0
at Oregon	11/20	4	0-0	0-0	0-0	0-0-0	0	0	0	0	0	0
at GONZAGA	11/23	14	2-6	2-6	0-0	0-1-1	2	1	1	0	0	6
WILLIAM & MARY	11/26	9	1-4	1-4	0-0	0-0-0	1	1	0	0	0	3
at Green Bay	12/1	0	0-0	0-0	0-0	0-0-0	0	0	0	0	0	0
at Kansas	12/6	6	0-2	0-2	0-0	0-0-0	0	0	1	0	0	0
INDIANA STATE	12/15	5	0-2	0-2	0-0	0-0-0	0	0	1	1	0	0
NWESTERN						Did Not Play						
ARK.-PINE BLUFF	12/21	14	2-5	2-4	0-0	0-1-1	2	1	0	0	1	6
at Dartmouth	12/29	2	0-0	0-0	0-0	0-0-0	0	0	0	0	0	0
vs NR/23 Arkansas						Did Not Play						
W. MICHIGAN	1/2	1	0-0	0-0	0-0	0-0-0	0	0	0	0	0	0
PROVIDENCE #	1/5	12	2-6	2-6	0-0	0-0-0	1	0	1	0	0	6
Rutgers #						Did Not Play						
at West Virginia	1/16	5	0-3	0-3	0-0	0-0-0	0	1	0	0	0	0
DePaul #						Did Not Play						
at LOUISVILLE #	1/23	1	0-1	0-0	0-0	0-1-1	0	0	1	0	0	0
at USF #	1/26	4	0-2	0-2	0-0	0-0-0	0	0	0	0	0	14
GEORGETOWN #	1/30	3	0-3	0-2	0-0	1-0-1	0	0	0	0	0	0
at St. John's #	2/2	1	0-1	0-1	0-0	1-0-1	1	0	1	0	0	0
CINCINNATI #	2/5	2	0-1	0-1	0-0	0-0-0	0	0	0	0	0	0
at 23/24 Syracuse #	2/10	10										

CAREER GAME-BY-GAME STATISTICS

Janelle Harris

2006-07 Statistics

Opponent	Date	Min	FG-A	3P-A	FT-A	O-D-Tot	PF	A	TO	Bk	Stl	Pts
WASHINGTON	11/14	4	1-2	0-0	0-0	0-0-0	0	0	1	0	0	2
at Virginia	11/17	1	0-0	0-0	0-0	0-0-0	0	0	1	0	0	0
WIS.-GREEN BAY	11/20	4	0-1	0-0	0-0	0-0-0	0	0	0	0	0	0
vs W. Michigan	11/23	10	3-5	0-1	0-1	0-2-2	3	0	1	0	1	6
vs Auburn	11/24	7	0-0	0-0	0-0	0-2-2	0	0	0	0	0	0
vs Xavier	11/25	11	0-3	0-1	0-0	2-1-3	2	0	1	0	0	0
at Milwaukee	11/29	8	1-1	0-0	0-0	0-0-0	1	0	1	0	1	2
at RICE	12/3	8	2-2	0-0	0-0	1-3-4	1	0	0	0	0	4
WEST VIRGINIA #	12/6	5	0-0	0-0	2-2	1-0-1	0	0	2	0	2	2
at Oakland	12/9	12	2-2	0-0	0-1	1-1-2	3	0	1	0	1	4
GONZAGA	12/17	12	0-3	0-1	0-0	0-2-2	1	1	1	0	0	0
MANHATTAN	12/21	14	1-4	0-0	3-4	2-0-2	1	1	4	0	1	5
NAVY	12/29	14	2-6	1-1	2-3	1-0-1	1	0	0	0	1	7
at S. Dakota State	12/31	4	0-0	0-0	2-2	0-0	1	0	0	0	1	2
SYRACUSE #	1/3	15	2-5	0-0	0-2	1-1-2	0	1	0	0	2	4
at DePaul #	1/6	3	0-5	0-0	0-0	2-0-2	0	0	1	0	0	0
at Pittsburgh #	1/9	4	0-0	0-0	0-0	1-0-1	1	1	2	0	0	0
VILLANOVA #	1/13	10	0-2	0-0	0-0	0-0-0	1	0	1	0	1	0
at Providence #	1/20	6	2-4	0-0	0-0	0-0-0	1	0	0	0	0	4
NOTRE DAME #	1/23	11	1-1	0-0	1-2	0-2-2	1	0	1	0	0	3
at Cincinnati #	1/27	12	3-3	0-0	2-2	1-0-1	0	1	1	0	0	8
at Rutgers #	1/30	10	0-1	0-0	2-2	1-1-2	0	0	1	0	1	2
6/5 CONNECTICUT #	2/3	2	0-1	0-0	0-0	0-0-0	0	0	1	0	0	0
at Georgetown #	2/10	13	1-1	0-0	0-0	0-1-1	0	0	3	0	0	2
ST. JOHN'S #	2/13	7	0-1	0-0	0-0	1-1-2	0	1	2	0	1	0
20/19 LOUISVILLE #	2/17	4	0-1	0-0	0-0	2-1-3	0	0	0	1	1	0
at Seton Hall #	2/20	6	0-2	0-0	0-0	0-1-1	0	0	1	0	1	0
at St. John's #	2/26	14	2-6	0-1	1-1	0-3-3	0	1	1	0	1	5
vs PITTSBURGH ^	3/4	3	0-0	0-0	0-0	0-0-0	0	0	0	0	0	0
vs RUTGERS ^	3/5	5	0-1	0-0	0-0	0-1-1	2	0	0	0	0	0
vs La.-Lafayette !	3/17	20	1-1	0-0	3-4	0-5-5	1	2	4	0	1	5
vs Oklahoma !	3/19	16	0-3	0-1	1-3	2-1-3	1	2	2	0	1	1

Denotes BIG EAST Conference Game
 ^ Denotes BIG EAST Conference Tournament Game
 ! Denotes NCAA Tournament game

Jessica Pachko

2008-09 Statistics

Opponent	Date	Min	FG-A	3P-A	FT-A	O-D-Tot	PF	A	TO	Bk	Stl	Pts
Oral Roberts	11/14	* 24	4-4	0-0	2-3	2-6-8	2	2	1	0	2	10
Sacred Heart	11/16	* 21	6-7	0-0	2-2	2-2-4	2	0	1	0	0	14
at Indiana State	11/19	* 22	2-2	0-0	2-2	2-2-4	4	1	3	1	0	6
at W. Michigan	11/23					Did Not Play						
Gonzaga	11/28					Did Not Play						
Virginia	11/29					Did Not Play						
Utah	11/30					Did Not Play						
at Northwestern	12/2					Did Not Play						
Kansas	12/7					Did Not Play						
at Wisconsin	12/13	14	1-3	0-0	3-5	1-2-3	2	0	1	0	1	5
Oregon	12/17	* 19	3-5	0-0	1-2	1-4-5	1	0	1	0	1	7
Green Bay	12/20	* 16	2-3	0-0	6-9	2-1-3	4	0	4	0	0	10
at Oakland	12/28	* 26	1-5	0-0	1-1	1-3-4	1	2	1	1	0	3
Milwaukee	12/31	* 27	4-10	0-0	4-6	5-3-8	1	0	1	0	2	12
USF#	1/3	* 22	0-2	0-0	2-4	3-5-8	2	1	2	0	1	2
at Seton Hall#	1/10	* 23	3-7	0-0	0-0	3-3-6	3	0	0	0	2	6
Notre Dame#	1/13	* 33	6-8	0-0	2-2	2-6-8	1	2	2	0	1	14
at Rutgers#	1/18	* 32	1-4	0-0	6-6	0-1-1	0	0	1	1	1	8
at Georgetown#	1/21	* 30	5-8	0-0	6-10	3-3-6	4	1	2	0	2	16
Syracuse#	1/27	* 28	4-7	0-0	3-5	2-4-6	2	0	1	2	0	11
at Pittsburgh#	1/30	* 24	2-5	0-0	3-4	0-1-1	1	1	2	1	0	7
at USF#	2/3	* 23	1-9	0-1	2-3	1-5-6	3	3	4	0	1	4
Connecticut#	2/7	* 26	1-4	0-0	3-5	3-4-7	4	0	2	0	1	5
Villanova#	2/10	* 32	7-11	0-0	2-4	1-6-7	1	1	1	0	1	16
West Virginia#	2/15	* 26	3-4	0-0	5-6	3-7-10	4	0	2	0	0	11
at Cincinnati#	2/18	* 33	6-9	0-0	2-2	1-4-5	1	2	0	0	0	14
St. John's#	2/21	* 27	4-6	0-0	3-6	0-5-5	2	0	1	0	2	11
at Providence#	2/25	* 33	1-6	0-0	0-2	1-3-4	2	1	1	1	1	2
at DePaul#	2/28	* 19	3-8	0-0	0-0	1-4-5	2	1	0	0	0	6
Louisville#	3/2	* 33	6-8	0-0	2-5	2-4-6	4	0	0	0	0	14
Cincinnati^	3/6	* 34	1-4	0-0	2-2	1-3-4	4	3	2	0	1	4
Butler&	3/23	* 29	3-9	0-0	4-5	5-4-9	2	1	2	0	0	10
Illinois State&	3/26	* 33	4-9	0-0	4-4	4-3-7	4	1	2	0	1	12

Denotes BIG EAST Conference Game
 ^ Denotes BIG EAST Conference Tournament Game
 % Denotes WNIT Tournament game

Jocelyn Mellen

2007-08 Statistics

Opponent	Date	Min	FG-A	3P-A	FT-A	O-D-Tot	PF	A	TO	Bk	Stl	Pts
LOYOLA	11/12	14	2-4	0-1	0-0	3-1-4	2	1	1	0	0	4
WISCONSIN	11/17	9	2-4	0-0	0-0	0-2-2	1	0	0	0	1	4
at Oregon	11/20	16	1-8	0-2	3-5	3-0-3	2	0	1	4	1	5
at GONZAGA	11/23	17	2-3	0-0	2-5	0-2-2	1	0	1	1	0	6
WILLIAM & MARY	11/26	* 13	0-1	0-0	2-2	2-0-2	2	2	1	0	1	2
at Green Bay	12/1	4	0-1	0-0	0-0	1-1-2	0	0	0	0	0	0
at Kansas	12/6	8	0-3	0-0	2-4	1-0-1	0	0	2	0	0	2
INDIANA STATE	12/15	17	2-6	0-1	1-2	3-5-8	3	0	2	0	0	5
NORTHWESTERN	12/17	21	2-4	0-0	2-4	2-3-5	2	0	3	2	1	6
ARK.-PINE BLUFF	12/21	20	4-7	0-0	0-0	1-3-4	3	1	2	0	0	8
at Dartmouth	12/29	25	2-4	0-0	1-2	0-2-2	1	0	1	0	1	5
vs 23j Arkansas	12/30	23	3-4	0-0	0-0	0-6-6	2	0	1	0	3	6
W. MICHIGAN	1/2	10	0-3	0-0	0-0	2-1-3	4	0	2	0	0	0
PROVIDENCE #	1/5	22	1-3	0-0	2-4	0-3-3	0	0	3	0	1	4
5/5 RUTGERS #	1/8	17	2-4	0-1	2-7	1-4-5	1	0	0	0	0	6
at 14/14 WWU #	1/16	7	2-2	0-0	0-0	1-0-1	1	0	0	1	0	4
23/22 DEPAUL #	1/19	14	0-1	0-0	2-2	0-4-4	1	0	0	0	1	2
at LOUISVILLE #	1/23	5	0-0	0-0	1-2	0-0-0	1	1	0	0	0	1
at USF #	1/26	19	0-2	0-0	4-4	3-7-10	4	0	2	1	2	4
GEORGETOWN #	1/30	21	2-6	0-0	1-4	3-5-8	3	0	1	0	0	5
at St. John's #	2/2	25	5-8	0-0	3-4	4-4-8	1	0	3	1	3	13
CINCINNATI #	2/5	* 23	1-3	0-0	2-2	3-0-3	4	0	1	1	0	4
at 23/24 Syracuse #	2/10	17	2-6	0-0	2-2	1-1-2	4	1	2	0	1	6
at 16/16 N. Dame #	2/13	17	2-4	0-0	0-0	2-0-2	3	0	1	0	2	4
SETON HALL #	2/16	18	2-4	0-0	0-0	1-4-5	2	0	3	0	1	4
at 1/1 UConn #	2/20	25	2-8	0-0	2-2	3-8-11	1	1	2	0	0	6
23/21 PITT #	2/23	21	5-8	0-0	5-8	3-3-6	1	1	0	0	0	15
at Villanova #	3/1	23	1-3	0-0	7-10	5-2-7	2	1	2	0	0	9
USF #	3/3	* 31	1-5	0-1	4-4	6-10-16	4	1	2	0	1	6
vs DePaul ^	3/8	* 32	2-6	0-0	3-4	3-7-10	2	0	2	1	1	7
CREIGHTON %	3/24	* 38	6-9	0-0	5-8	2-5-7	2	0	1	0	4	17
ILLINOIS %	3/26	* 16	4-5	0-0	2-2	1-3-4	4	1	0	0	1	10
at Kentucky %	3/30	* 19	0-2	0-0	2-2	0-2-2	3	0	1	0	0	2
at Colorado %	4/2	* 13	1-2	0-0	0-0	0-1-1	4	0	0	1	0	2
at Michigan State %	4/5	* 28	5-10	0-0	2-5	3-5-8	2	0	2	0	1	12

Denotes BIG EAST Conference Game
 ^ Denotes BIG EAST Conference Tournament Game
 % Denotes WNIT Tournament game

2008-09 Statistics

Opponent	Date	Min	FG-A	3P-A	FT-A	O-D-Tot	PF	A	TO	Bk	Stl	Pts
Oral Roberts	11/14	* 21	2-3	1-1	0-0	2-6-8	3	0	2	0	0	5
Sacred Heart	11/16	* 21	2-5	0-0	0-1	0-6-6	2	1	1	1	1	4
at Indiana State	11/19	* 26	3-7	0-0	1-2	1-2-3	2	0	2	2	0	7
at W. Michigan	11/23	* 20	1-3	0-0	3-4	0-3-3	2	1	1	0	0	5
Gonzaga	11/28	* 2	0-1	0-0	0-0	0-0-0	0	0	0	0	0	0

CAREER GAME-BY-GAME STATISTICS

Tatiana McMorris

2008-09 Statistics

Opponent	Date	Min	FG-A	3P-A	FT-FTA	O-D-Tot	PF	A	TO	Blk	Stl	Pts
Oral Roberts												Did Not Play
Sacred Heart												Did Not Play
at Indiana State	11/19	13	3-5	0-0	0-3-3	2	1	0	0	0	0	9
at W. Michigan	11/23	9	2-3	2-3	0-0	0-2-2	0	4	1	0	1	6
Gonzaga	11/28	6	0-2	0-2	0-0	0-1-1	1	0	0	0	0	0
Virginia	11/29	2	0-1	0-0	0-0	0-1-1	0	0	0	0	0	0
Utah	11/30	13	3-4	2-2	0-0	0-1-1	1	2	0	0	0	8
at Northwestern	12/2	10	1-4	0-1	0-0	0-1-1	1	0	3	0	0	2
Kansas	12/7	8	1-3	0-1	2-2	1-0-1	0	0	0	0	0	4
at Wisconsin	12/13	5	0-1	0-1	0-0	0-1-1	0	0	0	0	0	0
Oregon	12/17	14	4-4	0-0	0-0	1-0-1	2	2	2	0	1	8
Green Bay	12/20	16	2-3	0-1	0-0	3-3-6	1	3	2	0	0	4
at Oakland	12/28	* 24	4-9	2-5	0-0	1-2-3	2	2	2	0	0	10
Milwaukee	12/31	* 20	3-4	1-1	0-0	0-0-0	3	3	0	0	1	7
USF#	1/3	* 24	0-8	0-3	8-8	3-3-6	1	3	2	0	2	8
at Seton Hall#	1/10	* 28	2-6	2-5	1-2	1-3-4	1	2	2	0	0	7
Notre Dame#	1/13	* 26	4-8	1-3	2-2	1-3-4	0	4	3	0	2	11
at Rutgers#	1/18	* 22	1-4	1-2	2-2	0-1-1	1	0	3	0	0	5
at Georgetown#	1/21	* 27	5-7	1-1	2-2	0-1-1	2	4	2	0	1	13
Syracuse#	1/27	* 31	4-9	1-5	0-0	4-4-8	3	0	2	0	2	9
at Pittsburgh#	1/30	* 17	1-2	1-1	0-0	0-2-2	2	0	0	0	0	3
at USF#	2/3	* 17	1-3	1-3	0-0	1-0-1	1	0	1	0	0	3
Connecticut#	2/7	6	1-1	1-1	0-0	1-0-1	0	0	0	0	1	3
Villanova#	2/10	15	0-1	0-1	0-0	0-0-0	1	1	1	0	0	0
West Virginia#	2/15	* 20	0-2	0-2	0-0	1-0-1	0	0	3	0	3	0
at Cincinnati#	2/18	11	1-3	1-2	2-2	0-1-1	0	2	0	0	1	5
St. John's#	2/21	17	3-3	3-3	1-2	1-3-4	1	0	1	0	10	10
at Providence#	2/25	11	0-1	0-1	0-0	2-0-2	0	1	2	0	0	0
at DePaul#	2/28	6	0-1	0-0	0-0	0-0-0	0	1	0	0	0	0
Louisville#	3/2	4	0-0	0-0	0-0	0-1-1	0	0	0	0	0	0
Cincinnati^	3/6	31	4-9	0-4	1-2	0-1-1	0	1	1	0	1	9
Butler&	3/23	* 21	2-6	1-2	0-0	1-2-3	2	1	6	0	1	5
Illinois State&	3/26	* 28	2-4	1-2	1-2	0-7-7	2	3	1	1	1	6

Denotes BIG EAST Conference Game

^ Denotes BIG EAST Conference Tournament Game

% Denotes WNIT Tournament game

Lauren Thomas-Johnson

2008-09 Statistics

Opponent	Date	Min	FG-A	3P-A	FT-FTA	O-D-Tot	PF	A	TO	Blk	Stl	Pts
Oral Roberts	11/14	20	3-8	2-5	4-6	0-1-1	2	1	1	0	2	12
Sacred Heart	11/16	* 23	4-9	3-6	2-2	1-1-2	1	4	1	1	1	13
at Indiana State	11/19	* 24	4-6	3-5	2-2	1-1-2	2	1	4	1	1	13
at Western Michigan	11/23	* 19	3-6	1-4	1-1	0-0-0	1	0	3	0	0	8
Gonzaga	11/28	* 29	5-8	1-3	2-2	0-1-1	3	3	2	2	2	13
Virginia	11/29	* 28	3-9	2-5	2-2	0-2-2	1	3	1	0	2	10
Utah	11/30	* 25	0-5	0-2	0-0	0-0-0	1	2	2	0	1	0
at Northwestern	12/2	* 25	1-7	0-2	1-2	0-0-0	3	1	2	1	1	3
Kansas	12/7	* 26	2-10	0-2	1-2	2-0-2	0	1	2	0	2	5
at Wisconsin	12/13	* 26	0-5	0-4	6-6	1-6-7	1	0	2	1	0	6
Oregon	12/17	14	0-5	0-3	0-0	0-3-3	1	2	2	0	0	0
Green Bay	12/20	18	0-4	0-1	0-0	0-1-1	2	1	4	0	1	0
at Oakland	12/28	17	1-6	1-3	0-0	0-0-0	3	0	2	1	1	3
Milwaukee	12/31	15	1-8	0-4	0-2	1-0-1	0	1	0	0	1	2
USF#	1/3	24	3-7	0-2	4-4	0-2-2	1	2	0	1	0	10
at Seton Hall#	1/10	16	1-4	0-2	0-0	1-0-1	0	0	2	0	0	2
Notre Dame#	1/13	15	0-5	0-1	3-4	2-0-2	2	0	1	1	0	3
at Rutgers#	1/18	19	1-4	0-1	2-2	0-1-1	1	1	1	1	0	3
at Georgetown#	1/21	19	0-4	0-0	0-0	3-1-4	0	0	5	0	3	0
Syracuse#	1/27	8	1-3	0-0	0-0	0-0-0	2	1	3	0	0	2
at Pittsburgh#	1/30	11	0-2	0-1	2-2	0-1-1	4	0	1	0	0	2
at USF#	2/3	14	1-4	0-0	1-2	0-1-1	1	2	1	0	0	3
Connecticut#	2/7	21	1-4	1-3	1-2	1-2-3	1	1	3	0	0	4
Villanova#	2/10	16	1-4	0-1	0-0	1-1-2	1	1	4	0	1	2
West Virginia#	2/15	5	0-0	0-0	0-0	0-0-0	0	0	0	0	0	0
at Cincinnati#	2/18	20	1-4	0-0	1-2	3-1-4	0	1	2	0	0	3
St. John's#	2/21	9	1-4	0-0	0-0	0-1-1	0	1	0	1	0	2
at Providence#	2/25	7	0-0	0-0	2-2	0-0-0	2	0	1	0	0	2
at DePaul#	2/28	2	0-0	0-0	0-0	0-1-1	2	0	1	0	0	0
Louisville#	3/2	6	0-0	0-0	0-0	0-0-0	2	0	0	0	0	0
Cincinnati^	3/6	9	0-0	0-0	2-2	0-0-0	1	0	0	0	0	2
Butler&	3/23	* 26	4-9	2-3	1-2	0-1-1	3	0	2	0	1	11
Illinois State&	3/26	* 25	1-10	0-2	2-2	2-3-5	4	0	1	1	0	4

Denotes BIG EAST Conference Game

^ Denotes BIG EAST Conference Tournament Game

% Denotes WNIT Tournament game

Angel Robinson

2008-09 Statistics

Opponent	Date	Min	FG-A	3P-A	FT-FTA	O-D-Tot	PF	A	TO	Blk	Stl	Pts
Oral Roberts	11/14	* 28	5-10	3-4	1-2	1-4-5	3	4	1	3	2	14
Sacred Heart	11/17	* 22	4-12	0-1	1-1	1-3-4	3	2	5	0	4	9
at Indiana State	11/19	* 18	3-5	1-2	1-2	0-2-2	3	3	0	0	0	8
at W. Michigan	11/23	* 24	4-7	2-3	2-2	1-3-4	2	7	6	0	1	12
Gonzaga	11/28	* 36	3-18	1-3	6-9	5-6-11	1	4	5	2	0	13
Virginia	11/29	* 34	10-19	3-4	2-4	2-2-4	5	7	3	0	3	25
Utah	11/30	* 25	3-14	0-4	0-0	0-0-0	2	7	1	0	2	6
at Northwestern	12/2	* 28	6-11	1-1	1-2	1-7-8	4	2	5	0	1	14
Kansas	12/7	* 26	6-13	1-2	2-5	0-4-4	4	0	2	2	3	15
at Wisconsin	12/13	* 29	3-16	1-5	2-2	2-4-6	3	3	2	0	1	9
Oregon	12/17	* 23	2-7	0-1	0-0	1-2-3	3	4	1	0	0	4
Green Bay	12/20	* 20	3-8	1-2	0-0	0-1-1	5	3	5	0	1	7
at Oakland	12/28	* 24	12-15	4-7	5-6	2-1-3	3	1	2	0	1	33
Milwaukee	12/31	* 33	2-11	0-3	6-7	1-4-5	0	8	3	0	3	10
USF#	1/3	* 32	8-17	1-5	6-9	1-9-10	3	0	2	0	0	23
at Seton Hall#	1/10	* 37	8-24	1-3	4-5	3-3-6	4	3	0	0	0	21
Notre Dame#	1/13	* 34	6-20	1-3	6-9	2-7-9	3	6	5	0	1	19
at Rutgers#	1/18	* 31	5-11	1-2	2-3	2-3-5	3	1	5	0	0	13
at Georgetown#	1/21	* 31	5-11	3-5	6-9	1-4-5	3	7	1	0	3	19
Syracuse#	1/27	* 24	2-13	0-3	3-4	0-3-3	4	3	3	1	1	7
at Pittsburgh#	1/30	* 26	2-18	0-3	5-6	6-2-8	3	2	1	0	1	9
at USF#	2/3	* 33	13-20	3-5	1-2	5-3-8	1	1	4	1	2	30
Connecticut#	2/7	* 28	0-11	0-4	1-2	2-1-3	4	2	4	1	1	1
Villanova#	2/10	* 25	5-15	0-2	4-5	2-3-5	2	4	0	0	1	14
West Virginia#	2/15	* 32	4-14	0-2	1-2	0-6-6	0	7	5	1	1	9
at Cincinnati#	2/18	* 31	5-13	3-5	4-5	2-3-5	2	6	4	0	1	17
St. John's#	2/21	* 30	4-7	1-3	1-2	1-5-6	4	6	6	2	1	10
at Providence#	2/25	* 28	6-17	0-3	7-8	1-6-7	2	3	2	0	0	19
at DePaul#	2/28	* 26	4-7	0-1	3-3	0-2-3	3	4	2	0	2	11
Louisville#	3/2	* 35	9-19	1-4	7-8	2-2-4	4	1	6	0	2	26
Cincinnati^	3/6	* 37	7-20	1-9	0-0	1-4-5	2	4	7	0	3	15
Butler&	3/23	* 19	1-6	0-2	0-0	1-2-3	4	4	5	0	1	2
Illinois State&	3/26	* 31	5-18	1-3	4-6	2-3-5	4	2	4	0	0	15

CAREER GAME-BY-GAME STATISTICS

Paige Fiedorowicz

2008-09 Statistics

Opponent	Date	Min	FG-A	3P-A	FT-FTA	O-D-Tot	PF	A	TO	Blk	Stl	Pts
Oral Roberts	11/14	9	0-0	0-0	0-3	0-1-1	1	1	1	0	0	0
Sacred Heart	11/16	13	4-7	0-0	1-2	4-3-7	0	0	1	1	1	9
at Indiana State	11/19	14	0-1	0-0	1-3	3-7-10	3	0	3	1	1	1
at W. Michigan	11/23	14	1-1	0-0	0-0	0-2-2	3	0	2	1	0	2
Gonzaga	11/28	26	4-4	0-0	4-8	2-5-7	4	1	0	2	1	12
Virginia	11/29	* 25	2-4	0-0	0-2	3-4-7	1	1	2	1	1	4
Utah	11/30	* 21	4-6	0-0	2-4	6-4-10	2	1	1	0	0	10
at Northwestern	12/2					Did Not Play						
Kansas	12/7	* 19	1-2	0-0	0-4	3-3-6	0	0	1	2	1	2
at Wisconsin	12/13	* 11	0-0	0-0	0-0	1-1-2	1	0	2	0	0	0
Oregon	12/17	18	1-1	0-0	0-0	1-6-7	1	0	1	0	0	2
Green Bay	12/20	19	1-1	0-0	2-4	0-1-1	1	0	1	4	0	4
at Oakland	12/28	19	1-2	0-0	0-0	3-3-6	0	1	0	2	2	5
Milwaukee	12/31	17	1-2	0-0	1-2	4-1-5	3	0	1	1	1	3
USF#	1/3	16	0-2	0-0	0-0	2-5-7	2	1	2	0	0	0
at Seton Hall#	1/10	23	2-4	0-0	1-2	2-3-5	0	1	2	0	0	5
Notre Dame#	1/13	* 19	3-3	0-0	0-0	1-4-5	2	0	0	1	1	6
at Rutgers#	1/18	17	0-0	0-0	1-4-5	5-0-0	1	0	1	0	0	0
at Georgetown#	1/21	* 20	2-3	0-0	3-4	1-3-4	2	0	2	0	2	7
Syracuse#	1/27	* 22	0-2	0-0	0-2	2-3-5	1	0	2	4	0	0
at Pittsburgh#	1/30	* 15	1-5	0-0	0-2	2-2-4	2	1	2	0	1	2
at USF#	2/3	* 15	2-3	0-0	1-2	2-6-8	5	0	1	0	0	5
Connecticut#	2/7	* 12	1-4	0-0	0-0	1-1-2	3	1	1	0	0	2
Villanova#	2/10	8	0-1	0-0	0-0	0-1-1	0	0	0	0	0	0
West Virginia#	2/15	* 8	2-2	0-0	0-0	1-2-3	0	0	0	1	0	4
at Cincinnati#	2/18	9	0-1	0-0	1-2	2-0-2	3	0	2	0	0	1
St. John's#	2/21	* 18	2-3	0-0	0-1	2-1-3	3	2	3	0	1	4
at Providence#	2/25	* 9	1-2	0-0	0-1	0-1-1	0	0	4	0	0	2
at DePaul#	2/28	* 19	0-1	0-0	0-1	0-3-3	4	0	2	0	0	0
Louisville#	3/2					Did Not Play						
Cincinnati^	3/6	2	0-0	0-0	1-2	0-0-0	0	0	0	0	0	1
Butler&	3/23	* 19	2-6	0-0	1-2	4-4-8	4	1	1	1	0	5
Illinois State&	3/26	* 25	4-5	0-0	0-1	5-2-7	2	1	0	1	2	8

Denotes BIG EAST Conference Game

^ Denotes BIG EAST Conference Tournament Game

% Denotes WNIT Tournament game

Paige Fiedorowicz

2008-09 Statistics

Opponent	Date	Min	FG-A	3P-A	FT-FTA	O-D-Tot	PF	A	TO	Blk	Stl	Pts
Oral Roberts	11/14	18	5-8	1-1	2-2	1-1-2	0	0	0	0	0	13
Sacred Heart	11/16	14	1-3	0-1	2-2	1-1-2	2	2	0	0	2	4
at Indiana State	11/19	15	1-3	0-0	0-0	2-1-3	3	1	0	0	1	2
at Western Michigan	11/23	* 20	6-11	0-0	2-2	5-1-6	1	0	1	0	0	14
Gonzaga	11/28	* 32	8-10	0-0	5-5	2-6-8	0	2	0	0	2	21
Virginia	11/29	* 32	1-4	0-0	1-2	3-5-8	2	1	1	0	1	3
Utah	11/30	* 25	1-4	0-0	3-4	5-3-8	4	0	2	1	3	5
at Northwestern	12/2	* 30	3-9	0-0	2-2	4-1-5	3	1	1	0	1	8
Kansas	12/7	* 19	0-2	0-0	0-0	0-3-3	0	0	4	1	0	0
at Wisconsin	12/13	* 26	1-4	0-0	7-8	1-4-5	2	1	2	1	0	9
Oregon	12/17	* 24	6-10	0-0	0-1	3-9-12	1	4	0	0	0	12
Green Bay	12/20	* 21	5-7	0-0	3-3	2-1-3	4	2	4	0	1	13
at Oakland	12/28	* 20	1-8	0-0	1-1	3-5-8	0	1	3	0	0	3
Milwaukee	12/31	* 30	5-8	0-0	0-0	2-4-6	1	3	1	0	2	10
USF#	1/3	* 26	6-10	0-0	1-2	1-1-2	3	1	0	0	0	13
at Seton Hall#	1/10	* 19	0-3	0-0	0-0	1-1-2	2	0	3	0	0	0
Notre Dame#	1/13	7	0-0	0-0	0-0	1-1-2	1	0	2	0	0	0
at Rutgers#	1/18	* 17	0-0	0-0	0-0	0-4-4	0	0	2	1	0	0
at Georgetown#	1/21	15	1-1	0-0	4-4	1-0-1	2	0	2	0	0	6
Syracuse#	1/27	15	1-1	0-0	3-4	0-1-1	1	0	0	0	1	5
at Pittsburgh#	1/30	17	1-5	0-0	3-4	4-0-4	1	0	0	0	0	5
at USF#	2/3	16	0-5	0-0	1-2	2-2-4	2	0	1	0	1	1
Connecticut#	2/7	22	2-9	0-1	4-4	2-4-6	2	1	2	1	1	8
Villanova#	2/10	13	0-1	0-0	2-2	0-0-0	0	1	1	0	0	2
West Virginia#	2/15	10	1-4	0-0	2-2	3-1-4	1	0	3	0	1	4
at Cincinnati#	2/18	19	1-2	0-0	0-0	0-1-1	0	1	1	1	1	2
St. John's#	2/21	12	0-1	0-0	1-2	0-0-0	2	0	4	0	1	1
at Providence#	2/25	19	1-5	0-0	1-2	2-1-3	3	1	2	0	3	3
at DePaul#	2/28	21	4-9	0-0	1-3	2-2-4	2	0	0	0	1	9
Louisville#	3/2	9	0-0	0-0	0-0	1-2-3	3	0	1	0	1	0
Cincinnati^	3/6	16	0-2	0-0	1-2	0-2-2	1	2	0	0	0	1
Butler&	3/23					Did Not Play						
Illinois State&	3/26	5	1-1	0-0	0-0	0-1-1	1	0	1	0	0	2

Denotes BIG EAST Conference Game

^ Denotes BIG EAST Conference Tournament Game

2007-08 Statistics

Opponent	Date	Min	FG-A	3P-A	FT-FTA	O-D-Tot	PF	A	TO	Blk	Stl	Pts
LOYOLA	11/12	* 16	3-6	0-0	1-2	6-3-9	2	1	4	0	0	7
WISCONSIN	11/17	* 16	1-6	0-1	5-5	4-3-7	2	0	2	0	0	7
at Oregon	11/20	* 6	1-3	0-0	0-0	0-0-0	5	1	0	0	0	2
at GONZAGA	11/23	13	4-7	0-0	1-2	1-4-5	4	0	0	0	0	9
WILLIAM & MARY	11/26	* 26	8-11	0-0	1-4	4-2-6	3	0	2	0	0	17
at Green Bay	12/1	* 22	4-8	0-0	0-0	1-4-5	1	1	1	2	0	8
at Kansas	12/6	* 19	2-7	0-0	1-2	4-3-7	4	0	2	0	2	5
INDIANA STATE						Did Not Play						
N'WESTERN						Did Not Play						
ARK.-PINE BLUFF						Did Not Play						
at Dartmouth						Did Not Play						
vs #23 Arkansas						Did Not Play						
W. MICHIGAN						Did Not Play						
PROVIDENCE #						Did Not Play						
5/5 RUTGERS #	1/8	8	0-2	0-0	0-0	1-0-1	0	0	1	0	0	0
at West Virginia #	1/16	24	5-6	0-0	3-4	1-4-5	2	0	0	0	1	13
23/22 DEPAUL #	1/19	21	1-3	0-0	0-1	0-3-3	0	1	0	0	2	2
at LOUISVILLE #	1/23	19	6-10	0-0	1-1	3-3-6	1	0	2	0	1	13
at USF #	1/26	* 20	4-7	0-0	2-2	1-2-3	4	2	5	1	0	10
GEORGETOWN #	1/30	* 9	2-6	0-0	0-1	1-0-1	0	0	0	0	0	4
at St. John's #						Did Not Play						
CINCINNATI #	2/5	19	2-5	0-0	4-5	5-1-6	3	1	3	0	0	8
at 23/24 Syracuse #	2/10	* 18	1-4	0-0	5-6	0-2-2	2	2	2	0	2	7
at Notre Dame#	2/13	* 23	3-12	0-0	1-2	2-1-3	5	0	3	0	1	7
SETON HALL#	2/16	* 24	2-3	0-0	5-6	1-5-6	3	2	1	0	1	9
at Connecticut#	2/20	* 26	0-5	0-0	0-0	1-1-2	4	0	2	0	2	0
23/21 PITTSBURGH#	2/23	* 17	4-8	0-0	0-2	4-1-5	2	1	1	0	1	8
at Villanova#	3/1	* 22	3-4	0-0	2-4	3-2-5	1	0	3	1	2	8
USF #	3/3	22	3-6	0-0	2-3	0-5-5	3	2	1	1	1	8
vs DePaul^	3/8	17	2-4	0-0	0-0	1-2-3	3	1	1	0	0	4
CREIGHTON %	3/24	14	0-4	0-0	3-4	4-5-9	2	1	1	0	0	3
ILLINOIS %	3/26	11	1-2	0-0	0-0	1-1-2	1	0	1	0	1	2
at Kentucky %	3/30	15	1-4	0-0	0-0	2-1-3	4	0	1	0	2	2
at Colorado %	4/2	23	2-2	0-0	2-2	1-1-2	2	1	1	0	1	6
at Michigan State#	4/5	15	3-4	0-0	1-1	0-2-2	0	0	1	1	1	7

Denotes BIG EAST Conference Game

^ Denotes BIG EAST Conference Tournament Game

% Denotes WNIT Tournament game


TV/Radio Photo Roster



0 Jasmine Collins
6-2 • Jr. • F



3 Courtney Weibel
5-8 • Jr. • G



11 Janelle Harris
6-0 • Sr. • G



12 Jessica Pachko
6-2 • So. • F




22 Jocelyn Mellen
6-3 • RS Jr. • F



23 Tatiyana McMorris
5-7 • Jr. • G



24 Lauren Thomas-Johnson
5-10 • Sr. • G



32 Angel Robinson
5-8 • Jr. • G



34 Georgie Jones
6-2 • So. • C



41 Paige Fiedorowicz
6-0 • Jr. • F



42 Sarina Simmons
6-1 • Fr. • F



Terri Mitchell
Head Coach



Michelle Nason
Assistant Coach



Cara Consuegra
Assistant Coach



Jennie Baranczyk
Assistant Coach



Angie Lewis
Director of Basketball Operations



Angie Nelp
Asst. Dir. of Basketball Operations