



# CAREER RECORDS

Career Goal Leaders	Years	MP-MS	G	A	Pts.	Sh.	Sh%	MWG
1. Jose Itarte	1982-85	79-70	52	26	130	219	14.8	8
Hayden Knight	1976-79	48-48	52	42	146	N/A	N/A	N/A
3. Tom Comiskey	1983-86	81-68	38	24	100	169	22.5	2
4. Chris Lee	2001-04	72-55	35	8	78	206	17.0	8
5. Tim Tutaj	1982-85	77-75	34	29	97	148	23.0	4
6. Todd Fitch	1984-87	66-58	28	19	75	207	13.5	3
Kevin Berry	1993-96	87-87	28	12	68	177	15.8	10
Brian Sayers	1972-74	27-27	28	33	89	N/A	N/A	N/A
9. Cory Butler	1992-95	83-83	27	22	76	149	18.1	7
Marshall Morehead	1998-00	59-59	27	6	60	134	20.1	7

Career Points Leaders	Years	MP-MS	G	A	Pts.	Sh.	Sh%	MWG
1. Hayden Knight	1976-79	48-48	52	42	146	N/A	N/A	N/A
2. Jose Itarte	1982-85	79-70	52	26	130	219	14.8	8
3. Tom Comiskey	1983-86	81-68	38	24	100	169	22.5	2
4. Tim Tutaj	1982-85	77-75	34	29	97	148	23.0	4
5. Brian Sayers	1972-74	27-27	28	33	89	N/A	N/A	N/A
6. Chris Lee	2001-04	72-55	35	8	78	208	17.0	8
7. Cory Butler	1992-95	83-83	27	22	76	149	18.1	7
8. Todd Fitch	1984-87	66-58	28	19	75	207	13.5	3
9. Kevin Berry	1993-96	87-87	28	12	68	177	15.8	10
10. Jay Spatzek	1989-92	84-80	24	16	64	198	12.1	4

### Career Matches Played

1. 87	Kevin Berry	1993-96
87	Billy Solberg	1993-96
87	Scott Ziemba	1993-96
4. 84	Jim Welch	1995-98
5. 83	Cory Butler	1992-95
6. 82	Chad Garofola	1996-99
82	Jay Spatzek	1989-92
8. 81	Tag Gabmatese	1988-91
81	Tom Comiskey	1983-86
10. 80	Three players	

### Career Assists Per Match

1. 1.22	Brian Sayers (33a, 27m)	1972-74
2. 0.95	Hayden Knight (42a, 44m)	1976-79
3. 0.39	Todd Fitch (26a, 66m)	1984-87
4. 0.38	Jim Tutaj (29a, 77m)	1982-85
5. 0.37	John Dueker (16a, 43m)	1979-82
6. 0.34	John Dillon (19a, 56m)	1978-82
7. 0.33	Jose Itarte (26a, 79m)	1982-85
8. 0.30	Sean Reti (24a, 79m)	1998-01
0.30	Tom Comiskey (24a, 81m)	1983-86
0.30	D. Gutierrez (21a, 71m)	2000-03

### Match Winning Goals

1. 10	Kevin Berry	1993-96
2. 8	Jose Itarte	1982-85
8	Chris Lee	2001-04
4. 7	Cory Butler	1992-95
7	Steve Govin	1996-98
7	Marshall Morehead	1998-00
7	Sean Reti	1998-01
8. 6	Martin Conway	1997-98
8. 6	Drew Watzka	1996-97
10. 5	Marty Tappel	1995-98
5	Derek Gutierrez	2000-03
5	Blair Kohlmeyer	2002-05

### Yellow Card Cautions (since 1995)

1. 18	Mike Carlson	2003-07
2. 16	Chris Lee	2001-04
3. 15	Bryan Dahlquist	2002-06
4. 12	Derek Gutierrez	2000-03
12	Danny Mullin	2001-04
6. 9	Tom Nolan	1999-02
9	Matt Darby	2000-03
8. 8	Billy Von Rueden	2006-pres.
8	Tim Jallow	2006-pres.

### Career Matches Started

1. 87	Billy Solberg	1993-96
87	Scott Ziemba	1993-96
3. 84	Jim Welch	1995-98
4. 80	Chad Garofola	1996-99
80	Jay Spatzek	1989-92
6. 77	Andy Hunter	1997-00
7. 76	Sean Reti	1998-01
8. 75	Steve Provan	1989-92
75	Bryan Godfrey	2000-02
75	Andy Wagner	2000-03

### Career Points Per Match

1. 3.32	H. Knight (146p, 44m)	1976-79
2. 3.30	Brian Sayers (89p, 27m)	1972-74
3. 1.30	Jose Itarte (103p, 79m)	1982-85
4. 1.26	Jim Tutaj (97p, 77m)	1982-85
5. 1.23	T. Comiskey (100p, 81m)	1983-86
6. 1.14	Todd Fitch (75p, 66m)	1984-87
7. 1.08	Chris Lee (78p, 72m)	2001-04
7. 1.02	M. Morehead (60p, 59m)	1998-00
8. 0.93	John Dueker (40p, 43m)	1979-82
9. 0.92	Two players	

### Career Goals Per Match

1. 1.18	Hayden Knight (52g, 44m)	1976-79
2. 1.03	Brian Sayers (28g, 27m)	1972-74
3. 0.86	Drew Watzka (19g, 22m)	1996-97
4. 0.65	Jose Itarte (52g, 79m)	1982-85
5. 0.49	Chris Lee (35g, 72m)	2001-04
6. 0.47	Tom Comiskey (38g, 81m)	1983-86
7. 0.46	M. Morehead (27g, 59m)	1998-00
8. 0.44	Jim Tutaj (34g, 77m)	1982-85
9. 0.42	Todd Fitch (28g, 66m)	1984-87
10. 0.34	Two players	

### Career Shots

1. 219	Jose Itarte	1982-85
2. 207	Todd Fitch	1984-87
3. 206	Chris Lee	2001-04
4. 198	Jay Spatzek	1989-92
5. 196	Mark Dillon	1988-90
6. 177	Kevin Berry	1993-96
177	Sean Reti	1998-01
8. 169	Tom Comiskey	1983-86
9. 160	Dan Stadler	1983-86
10. 149	Cory Butler	1992-95

### Career Assists

1. 42	Hayden Knight	1976-79
2. 33	Brian Sayers	1972-74
3. 29	Jim Tutaj	1982-85
4. 26	Jose Itarte	1982-85
5. 24	Tom Comiskey	1983-86
24	Sean Reti	1998-01
7. 22	Cory Butler	1992-95
8. 21	Derek Gutierrez	2000-03
9. 20	Billy Solberg	1993-96
10. 19	Two players	

### Shot Percentage (goals/shots; min. 85 shots)

1. 23.0	Jim Tutaj (34g, 148s)	1982-85
2. 22.4	Tom Comiskey (38g, 169s)	1983-86
3. 21.7	Jose Itarte (52g, 219s)	1982-85
4. 20.1	M. Morehead (27g, 134s)	1998-00
5. 18.6	Adam Ithier (18g, 97s)	1990-91, 93
6. 18.1	Cory Butler (27g, 149s)	1992-95
7. 17.0	Eric Marshall (15g, 88s)	1999-02
	Chris Lee (35g, 206s)	2001-04
8. 16.1	Matt Breines (17g, 105s)	1987-91
9. 15.8	Kevin Berry (28g, 177s)	1993-96
10. 13.5	Todd Fitch (28 g, 207s)	1984-87
13.5	Brian Brewer (13g, 96s)	1993-96

incomplete data exists prior to 1980



## HAYDEN KNIGHT

Hayden Knight closed out his career as Marquette soccer's all-time leading goal scorer (52) and point producer (146 points). Knight is the only former men's soccer player to be inducted into the Marquette Hall of Fame. A two-time team MVP, his top goal-scoring campaigns were 1977 and 1979 with 16 goals.

Following his collegiate career, Knight played on a number of successful professional soccer teams including the 1981 NASL Indoor champion Edmonton Drillers and the 1986-87 MISL champions Dallas Sidekicks. His career also included stints in the 1980s with the Milwaukee Wave and Chicago Sting.

# CAREER RECORDS

Career Saves Leaders	Years	MP-MS	GA	GAA	Sv.	W-L-T	Sho.
1. Jim Welch	1995-98	84-84	112	1.24	385	42-25-9	26
2. David Wulff	1987-91	67-65	94	1.54	337	29-29-4	15
3. Steve McCullough	1992-94	64-64	95	1.36	332	36-18-5	23
4. Adam Ubert	2000-03	78-78	98	1.23	268	41-32-5	15
5. Peter Ament	1986-89	59-39	62	1.35	246	18-12-10	14
6. Tom McConnell	1978-81	27-27	30	1.11	234	N/A	N/A
7. Dane Klingbeil	1983-86	48-38	39	1.10	175	35-13-5	12
<b>8. Matt Pyzdrowski</b>	<b>2006-pres.</b>	<b>43-42</b>	<b>62</b>	<b>1.43</b>	<b>148</b>	<b>5-26-9</b>	<b>6</b>
9. Mike Dietrich	1985	20-15	32	2.14	79	14-2-4	6
10. Steven Grow	2004-05	23-17	25	1.31	67	7-8-1	5

Career GAA Leaders	Years	MP-MS	Min.	GA	GAA
1. Dane Kingbeil	1983-86	48-38	3,183	39	1.10
2. Tom McConnell	1978-81	27-27	2,430	30	1.11
3. Adam Ubert	2000-03	78-78	7,162	98	1.23
4. Jim Welch	1995-98	84-84	8,112	112	1.24
5. Peter Ament	1986-89	59-39	4,154	62	1.35
6. Steve McCullough	1992-94	64-64	6,300	95	1.36
<b>7. Matt Pyzdrowski</b>	<b>2006-pres.</b>	<b>43-42</b>	<b>3,888</b>	<b>62</b>	<b>1.43</b>
8. David Wulff	1987-91	67-65	5,507	94	1.54

min. 2,000 minutes, 2.00 GAA • accurate Goalkeepers stats were not kept until 1983

Career Minutes in Goal	Player	Years
1. 8,112	Jim Welch	1995-98
2. 7,162	Adam Ubert	2000-03
3. 6,300	Steve McCullough	1992-94
4. 5,507	David Wulff	1987-91
5. 4,154	Peter Ament	1986-89
<b>6. 3,888</b>	<b>Matt Pyzdrowski</b>	<b>2006-pres.</b>
7. 3,183	Dane Klingbeil	1983-86
8. 2,430	Tom McConnell	1978-81
9. 1,711	Steven Grow	2004-05
10. 1,492	Andy Kroll	2004-05

Career Save Pct. (saves/shots faced) (min. 2,000 minutes)	Player	Years
1. 88.6	Tom McConnell	1978-81
2. 81.1	Dane Klingbeil	1983-86
3. 79.9	Peter Ament	1986-89
4. 78.2	David Wulff	1987-91
5. 77.8	Steve McCullough	1992-94
6. 77.5	Jim Welch	1995-98
7. 73.2	Adam Ubert	2000-03
<b>8. 70.5</b>	<b>Matt Pyzdrowski</b>	<b>2006-pres.</b>

Career Goals Allowed	Player	Years
1. 112	Jim Welch	1995-98
2. 98	Adam Ubert	2000-03
3. 95	Steve McCullough	1992-94
4. 94	David Wulff	1987-91
5. 62	Peter Ament	1986-89
<b>6. 62</b>	<b>Matt Pyzdrowski</b>	<b>2006-pres.</b>
7. 39	Dane Klingbeil	1983-86
8. 35	Andy Kroll	2004-05
9. 32	Mike Dietrich	1985
10. 30	Tom McConnell	1978-81

Career Victories	Player	Years
1. 42-25-9	Jim Welch	1995-98
2. 41-32-5	Adam Ubert	2000-03
3. 36-18-5	Steve McCullough	1992-94
4. 35-13-3	Dane Klingbeil	1983-86
5. 29-29-4	David Wulff	1987-91
6. 18-12-10	Peter Ament	1986-89
7. 14-2-4	Mike Dietrich	1985

Career Saves Per Match	Player	Years
1. 8.67	Tom McConnell	1978-81
2. 5.19	Steve McCullough	1992-94
3. 5.02	David Wulff	1987-91
4. 4.34	Jim Welch	1995-98
5. 4.17	Peter Ament	1986-89
6. 3.95	Mike Dietrich	1985
7. 3.64	Dane Klingbeil	1983-86
<b>8. 3.44</b>	<b>Matt Pyzdrowski</b>	<b>2006-pres.</b>
3.44	Adam Ubert	2000-03
10. 2.57	Andy Kroll	2004-05

Career Shutouts	Player	Years
1. 26	Jim Welch	1995-98
2. 23	Steve McCullough	1992-94
3. 15	David Wulff	1987-91
4. 14	Adam Ubert	2000-03
14	Peter Ament	1986-89
6. 12	Dane Klingbeil	1983-86
7. 6	Mike Dietrich	1985
<b>6</b>	<b>Matt Pyzdrowski</b>	<b>2006-pres.</b>
9. 5	Steven Grow	2004-05



Jim Welch still owns many career goalkeeping records

# YEAR-BY-YEAR CATEGORY LEADERS

Year	Individual					Team									
	Points	Goals	Assists	Saves	GAA	Pts.	G	A	Sv.	GAA					
2008	Anthony Colaizzi	11	Anthony Colaizzi	4	Two players	3	Matt Pyzdrowski	55	Matt Pyzdrowski	1.17	38	12	14	60	1.17
2007	Two players	8	Nick Kay	4	Two players	4	Matt Pyzdrowski	46	Matt Pyzdrowski	1.42	39	12	15	81	1.45
2006	Two players	4	Two players	2	Rob Walton	3	Matt Pyzdrowski	47	Matt Pyzdrowski	1.81	22	8	6	70	2.15
2005	Blair Kohlmeier	5	Duncan Silvert-Noftle	2	Blair Kohlmeier	3	Steven Grow	35	Steven Grow	1.49	27	9	9	30	1.63
2004	Chris Lee	23	Chris Lee	10	Four players	4	Steven Grow	32	Steven Grow	1.17	71	24	23	59	1.74
2003	Chris Lee	30	Chris Lee	14	Derek Gutierrez	8	Adam Ubert	61	Adam Ubert	1.61	94	30	34	64	1.56
2002	Two players	17	Two players	7	Matt Darby	6	Adam Ubert	64	Adam Ubert	1.12	87	31	25	65	1.12
2001	Sean Reti	19	Three players	7	Derek Gutierrez	6	Adam Ubert	61	Adam Ubert	0.95	118	40	38	82	0.93
2000	Marshall Morehead	23	Marshall Morehead	10	Sean Reti	8	Adam Ubert	62	Adam Ubert	1.28	99	33	33	63	1.28
1999	Marshall Morehead	28	Marshall Morehead	13	Sean Reti	7	Greg Guglielmino	66	Greg Guglielmino	1.41	87	28	31	76	1.59
1998	Steve Govin	13	Steve Govin	5	S. Reti, D. Mark	4	Jim Welch	80	Jim Welch	1.38	68	23	22	80	1.38
1997	Donny Mark	15	Donny Mark	5	Andy Hunter	5	Jim Welch	92	Jim Welch	0.90	79	27	25	93	0.88
1996	Drew Watzka	34	Drew Watzka	14	Billy Solberg	8	Jim Welch	119	Jim Welch	1.15	127	43	41	119	1.63
1995	Cory Butler	21	Cory Butler	7	Cory Butler	7	Jim Welch	94	Jim Welch	1.14	94	32	30	101	1.15
1994	Kevin Berry	30	Kevin Berry	13	Cory Butler	8	Steve McCullough	104	Steve McCullough	1.20	139	49	41	104	1.20
1993	Allen Stoltman	21	Allen Stoltman	10	Billy Solberg	6	Steve McCullough	138	Steve McCullough	1.07	110	41	28	138	1.07
1992	Steve Provan	15	Steve Provan	7	Cory Butler	4	Steve McCullough	90	Steve McCullough	1.85	79	29	21	90	1.85
1991	Adam Ithier	25	Adam Ithier	10	James Danaher	7	David Wulff	104	David Wulff	1.73	115	42	31	115	2.04
1990	Jay Spatzek	22	Jay Spatzek	9	James Danaher	7	David Wulff	72	David Wulff	1.31	123	44	35	102	1.48
1989	Mark Dillon	29	Mark Dillon	12	Mark Dillon	6	David Wulff	70	Peter Ament	1.08	87	30	27	115	1.13
1988	Matt Brienes	16	Paul Jakubczak	6	Matt Brienes	5	Peter Ament	110	Peter Ament	1.46	74	28	18	110	1.46
1987	Todd Fitch	18	Todd Fitch	8	Bohdan Nedilsky	8	David Wulff	91	David Wulff	1.88	74	27	20	149	1.91
1986	Tom Comiskey	35	Tom Comiskey	13	Dominic D'Amato	10	Dane Klingbeil	47	Dane Klingbeil	0.89	144	50	44	47	0.89
1985	Jose Itarte	42	Jose Itarte	16	Jose Itarte	10	Dane Klingbeil	79	Dane Klingbeil	0.83	139	49	41	104	1.20
1984	Jose Itarte	42	Jose Itarte	16	Jose Itarte	10	Dane Klingbeil	79	Dane Klingbeil	0.83	193	69	55	82	0.79
1983	Jose Itarte	18	Jose Itarte	9	Jim Tutaj	7	—	—	Dane Klingbeil	1.33	—	43	—	—	1.55
1982	John Dillon	19	Jose Itarte	9	John Dillon	15	Gregory Campbell	61	Gregory Campbell	2.18	98	35	28	79	2.00
1981	John Dueker	17	John Dueker	6	John Dueker	5	Gregory Campbell	50	Gregory Campbell	1.36	76	26	24	99	1.59
1980	Rade Latinovich	18	Rade Latinovich	8	John Dueker	8	Tom McConnell	125	Tom McConnell	2.00	54	18	18	148	1.75



# INDIVIDUAL SEASON RECORDS

Season Goal Leaders	Year	MP-MS	G	A	Pts.	Sh.	Sh%	MWG
1. Ed Nomo-Ongolo	1964	8-8	17	0	34	N/A	N/A	N/A
2. Hayden Knight	1979	12-12	16	13	45	N/A	N/A	N/A
Hayden Knight	1977	10-10	16	11	43	N/A	N/A	N/A
4. Chris Lee	2003	17-17	14	2	30	67	20.9	1
5. Jose Itarte	1983	21-21	14	6	34	N/A	N/A	1
Drew Watzka	1996	22-22	14	6	34	47	.289	4
Brian Sayers	1973	9-9	14	29	57	N/A	N/A	N/A
8. Five players			13					

Season Points Leaders	Year	MP-MS	G	A	Pts.	Sh.	Sh%	MWG
1. Brian Sayers	1973	9-9	14	29	57	N/A	N/A	N/A
2. Hayden Knight	1979	12-12	16	13	45	N/A	N/A	N/A
3. Hayden Knight	1977	10-10	16	11	43	N/A	N/A	N/A
4. Jose Itarte	1984	20-20	16	10	42	78	.205	3
5. Hayden Knight	1978	15-15	15	10	40	N/A	N/A	N/A
6. Jose Itarte	1985	22-22	13	10	36	80	.162	3
7. Jim Tutaj	1984	20-20	13	9	35	53	.245	0
Tom Comiskey	1986	21-20	13	9	35	69	.188	2
9. Drew Watzka	1996	22-22	14	6	34	47	.289	4
Jose Itarte	1983	21-21	14	6	34	N/A	N/A	1
Ed Nomo-Ongolo	1964	8-8	17	0	34	N/A	N/A	N/A

Season Matches Played	Year
1. 23 Kevin Berry	1994
23 Cory Butler	1994
23 Steve McCullough	1994
23 Billy Solberg	1994
23 Scott Ziemba	1994
6. 22 14 players	

Season Matches Started	Year
1. 23 Cory Butler	1994
23 Steve McCullough	1994
23 Billy Solberg	1994
23 Scott Ziemba	1994
5. 22 13 players	

Season Goals Per Match (min. 10 goals)	Year
1. 2.13 Ed Nomo-Ongolo (17g, 8m)	1963
2. 1.60 Hayden Knight (16g, 10m)	1977
3. 1.56 Brian Sayers (14g, 9m)	1973
4. 1.36 Hayden Knight (15g, 11m)	1978
5. 1.33 Hayden Knight (16g, 12m)	1979
6. 1.11 Dennis Ward (10g, 9m)	1967
7. 0.82 Chris Lee (14g, 17m)	2003
8. 0.73 Jose Itarte (16g, 22m)	1984
9. 0.68 Marshall Morehead (13g, 19m)	1999
10. 0.67 Jose Itarte (14g, 21m)	1983

Season Assists	Year
1. 29 Brian Sayers	1973
2. 15 John Dillon	1982
3. 14 Chris Lewandowski	1976
4. 13 Hayden Knight	1979
5. 12 Jim Tutaj	1983
6. 11 Hayden Knight	1977
7. 10 Jose Itarte	1985
10 Dominic D'Amato	1986
10 Hayden Knight	1978
10 Jose Itarte	1984


Season Assists Per Match (min. 8 assists)	Year
1. 3.22 Brian Sayers (29a, 9m)	1973
2. 1.40 Chris Lewandowski (14a, 10m)	1976
3. 1.08 Hayden Knight (13a, 12m)	1979
4. 1.10 Hayden Knight (11a, 10m)	1977
5. 0.94 John Dillon (15a, 16m)	1982
6. 0.91 Hayden Knight (10a, 11m)	1978
7. 0.80 Hayden Knight (8a, 10m)	1976
8. 0.57 Jim Tutaj (12a, 21m)	1983
9. 0.50 Jose Itarte (10a, 20m)	1985
0.50 Michael Lumsden (8a, 16m)	1982

Season Points Per Match (min. 24 points)	Year
1. 6.33 Brian Sayers (57p, 9m)	1973
2. 4.30 Hayden Knight (43p, 10m)	1977
3. 4.25 Ed Nomo-Ongolo (34p, 8m)	1964
4. 3.75 Hayden Knight (45p, 12m)	1979
5. 3.63 Hayden Knight (40p, 11m)	1978
6. 2.10 Jose Itarte (42p, 20m)	1984
7. 1.76 Chris Lee (30p, 17m)	2003
8. 1.75 Jim Tutaj (25p, 20m)	1984
9. 1.67 Tom Comiskey (35p, 21m)	1986
10. 1.63 Jose Itarte (36p, 22m)	1985

Season Shots	Year
1. 87 Pat Sorrentino	1984
2. 80 Mark Dillon	1989
3. 80 Jose Itarte	1985
4. 78 Jose Itarte	1984
5. 71 Todd Fitch	1985
6. 69 Tom Comiskey	1986
7. 67 Mark Dillon	1990
67 Chris Lee	2003
9. 66 Tom Comiskey	1985
10. 64 Bohdan Nedilsky	1987

Shot Percentage (goals/shots) (min. 50 shots)	Year
1. 24.5 Jim Tutaj (13 g, 53sh)	1984
2. 20.9 Chris Lee (14 g, 67sh)	2003
3. 20.5 Jose Itarte (16 g, 78sh)	1984
4. 18.8 Tom Comiskey (13 g, 69sh)	1986
5. 17.2 Chris Lee (10 g, 58sh)	2004
6. 16.9 Marshall Morehead (10 g, 59sh)	2000
7. 16.9 Todd Fitch (12 g, 71sh)	1985
8. 16.7 Jay Spatzek (9 g, 54sh)	1990
9. 16.3 Jose Itarte (13 g, 80sh)	1985
10. 15.0 Mark Dillon (12 g, 80sh)	1989

Match Winning Goals (since 1981)	Year
1. 6 Kevin Berry	1994
2. 5 Mark Dillon	1989
5 Allen Stoltman	1993
4. 4 Tag Gambatese	1990
4 Marshall Morehead	1999
4 Tim Tappel	1996
4 Drew Watzka	1996
4 Blair Kohlmeier	2003
9. 3 11 players	



Jim Tutaj

# INDIVIDUAL SEASON RECORDS

Season Saves Leaders	Year	MP-MS	Min.	GA	GAA	Sv.	W-L-T	Sho.
1. Steve McCullough	1993	21-21	2,100	25	1.07	138	13-5-3	8
2. Tom McConnell	1980	9-9	810	18	2.00	125	N/A	N/A
3. Jim Welch	1996	22-22	2,085	36	1.55	119	12-9-1	5
4. Peter Ament	1988	19-17	1,484	24	1.46	110	6-5-4	4
5. Steve McCullough	1994	23-23	2,250	30	1.20	104	16-6-1	10
David Wulff	1987	15-13	1,147	24	1.88	104	6-8-1	2
7. Jim Welch	1995	21-21	1,971	25	1.14	94	9-8-4	5
8. Jim Welch	1997	21-21	2,102	21	0.90	92	12-6-3	7
9. Adam Ubert	2002	19-19	1,761	22	1.12	64	10-8-1	5
10. Adam Ubert	2003	19-19	1,674	30	1.61	61	9-9-1	3

Season GAA Leaders	Year	MP-MS	Min.	GA	GAA	Sv.	W-L-T	Sho.
1. Dane Klingbeil	1984	20-20	1,620	15	0.83	79	14-2-4	8
2. Jim Welch	1997	21-21	2,102	21	0.90	92	12-6-3	8
3. Adam Ubert	2001	21-21	1,898	20	0.95	81	12-8-1	5
4. Peter Ament	1986	17-10	1,043	11	0.95	33	7-2-1	4
5. Steve McCullough	1993	21-21	2,100	25	1.07	138	13-5-3	8
6. Adam Ubert	2002	19-19	1,761	22	1.12	64	10-8-1	5
7. Jim Welch	1995	21-21	1,971	25	1.14	94	9-8-4	5
8. David Wulff	1989	14-14	1,159	15	1.16	70	6-6-2	4
<b>9. Matt Pyzdrowski</b>	<b>2008</b>	<b>17-17</b>	<b>1,622</b>	<b>21</b>	<b>1.17</b>	<b>55</b>	<b>3-10-4</b>	<b>4</b>
10. Steve McCullough	1994	23-23	2,250	30	1.20	104	16-6-1	10

min. 1,000 minutes

### Season Minutes in Goal

1. 2,250 Steve McCullough	1994
2. 2,102 Jim Welch	1997
3. 2,100 Steve McCullough	1993
4. 2,085 Jim Welch	1996
5. 1,971 Jim Welch	1995
6. 1,954 Jim Welch	1998
7. 1,950 Steve McCullough	1992
8. 1,898 Adam Ubert	2001

### Season Saves Per Match

1. 13.89 Tom McConnell (125sv, 9m)	1980
2. 8.17 Tom McConnell (49sv, 6m)	1981
3. 6.57 Steve McCullough (138sv, 25m)	1993
4. 6.07 David Wulff (91sv, 15m)	1987
5. 5.79 Peter Ament (110sv, 19m)	1984
6. 5.55 Tom Campbell (61sv, 11m)	1982
7. 5.41 Jim Welch (118sv, 22m)	1996
8. 5.27 Peter Ament (58sv, 11m)	1987

### Season Victories

1. 16-6-1 Steve McCullough	1994
2. 14-2-4 Dane Klingbeil	1984
3. 13-5-3 Steve McCullough	1993
4. 12-6-3 Jim Welch	1997
12-9-1 Jim Welch	1996
12-8-1 Adam Ubert	2001
7. 10-7-2 Adam Ubert	2000
10-8-1 Adam Ubert	2002

### Season Goals Allowed


1. 40 Steve McCullough	1992
2. 36 Jim Welch	1996
3. 35 David Wulff	1991
4. 32 Mike Dietrich	1985
5. 30 Steve McCullough	1994
30 Jim Welch	1998
30 Adam Ubert	2003
7. 26 Adam Ubert	2000

### Season Save Pct. (saves/shots faced)

1. 87.4 Tom McConnell (125sv, 143sf)	1980
2. 84.7 Steve McCullough (138sv, 163sf)	1993
3. 84.0 Dane Klingbeil (79sv, 94sf)	1984
4. 83.9 Dane Klingbeil (47sv, 56sf)	1986
5. 82.4 David Wulff (70sv, 85sf)	1989
6. 82.2 Tom McConnell (60sv, 73sf)	1979
7. 82.1 Peter Ament (110sv, 134sf)	1988
8. 81.8 Peter Ament (45sv, 55sf)	1989

### Season Shutouts

1. 10 Steve McCullough	1994
2. 9 Jim Welch	1998
3. 8 Jim Welch	1997
8 Steve McCullough	1993
8 Dane Klingbeil	1984
7 Jim Welch	1997
6 Dane Klingbeil	1984
8. 5 Four players	



Steve McCullough

# TEAM SEASON RECORDS

### Points

1. 193 (69g 55a)	1984
2. 164 (60g 44a)	1985
3. 144 (50g 44a)	1986
4. 139 (49g 41a)	1994
5. 127 (43g 41a)	1996
6. 123 (44g 35a)	1990
7. 118 (40g 38a)	2001
8. 115 (42g 31a)	1991
9. 110 (41g 28a)	1993
10. 99 (33g 33a)	2000
11. 98 (35g 28a)	1982
12. 94 (32g 30a)	1995
94 (30g 34a)	2004
14. 87 (31g 25a)	2003
87 (28g 31a)	1999
87 (30g 27a)	1989
17. 79 (27g 25a)	1997
79 (29g 21a)	1992
19. 76 (26g 24a)	1981
20. 74 (28g 18a)	1988

### Goals

1. 69	1984
2. 60	1985
3. 50	1986
4. 49	1994
5. 44	1990
6. 43	1996
7. 42	1991
8. 41	1993
9. 40	2001
10. 35	1982
11. 33	2000
12. 32	1995
13. 31	2003
14. 30	1989
30	2004
16. 29	1992
17. 28	1988
18. 28	1999
19. 27	1987
27	1997

### Assists

1. 55	1984
2. 44	1985
3. 44	1986
4. 41	1996
41	1994
6. 38	2001
7. 35	1990
8. 34	2004
9. 33	2000
10. 31	1991
31	1999
12. 30	1995
13. 28	1993
28	1982
15. 27	1989
16. 25	2003
25	1997
18. 24	1981
19. 22	1998
20. 21	1992

### Shots (Goals)

1. 435 (60)	1985
2. 393 (69)	1984
3. 378 (50)	1986
4. 375 (44)	1990
5. 367 (42)	1991
6. 335 (35)	1982
7. 324 (27)	1987
8. 309 (40)	2001
9. 292 (30)	1989
10. 292 (43)	1996
11. 290 (32)	1995
12. 288 (28)	1988
13. 281 (41)	1993
14. 277 (29)	1992
15. 266 (31)	2003
16. 263 (33)	2000
17. 254 (49)	1994
18. 253 (24)	2004
19. 235 (26)	1981
20. 233 (34)	2004

### Saves (GA)

1. 149 (41)	1987
2. 139 (28)	1988
3. 138 (25)	1993
4. 129 (49)	1985
5. 119 (38)	1996
6. 115 (47)	1991
7. 115 (25)	1989
8. 104 (30)	1994
9. 102 (32)	1990
10. 101 (26)	1995
11. 99 (27)	1981
12. 93 (21)	1997
13. 90 (40)	1992
14. 82 (20)	2001
15. 81 (20)	1986
16. 80 (30)	1998
17. 79 (15)	1984
18. 76 (31)	1999
19. 70 (37)	2006
20. 67 (28)	2005

### Goals Against Average

1. 0.83 (15 GA, 1620 min)	1984
2. 0.88 (21 GA, 2139 min)	1997
3. 0.92 (20 GA, 1962 min)	1986
4. 0.93 (20 GA, 1927 min)	2001
5. 1.07 (25 GA, 2100 min)	1993
6. 1.12 (22 GA, 1761 min)	2003
7. 1.13 (25 GA, 1989 min)	1989
8. 1.15 (26 GA, 2040 min)	1995
<b>9. 1.17 (21 GA, 1622 min)</b>	<b>2008</b>
10. 1.20 (30 GA, 2250 min)	1994

### Goals Against Average (con't)

11. 1.28 (26 GA, 1829 min)	2000
12. 1.33 (28 GA, 1900 min)	1988
13. 1.38 (30 GA, 1955 min)	1998
14. 1.44 (23 GA, 1440 min)	1982
15. 1.48 (32 GA, 1950 min)	1990
16. 1.59 (27 GA, 1533 min)	1981
17. 1.59 (31 GA, 1755 min)	1999
18. 1.63 (38 GA, 2100 min)	1996
1.63 (28 GA, 1550 min)	2005
20. 1.66 (32 GA, 1730 min)	2003

### Wins

1. 16 (16-6-1)	1994
2. 15 (15-4-2)	1986
3. 14 (14-2-4)	1984
4. 13 (13-9-0)	1985
13 (13-5-3)	1993
6. 12 (12-8-1)	2001
12 (12-9-1)	1996
12 (12-6-3)	1997
9. 11 (11-9-1)	1990
10. 10 (10-7-2)	2000

### Wins (con't)

10 (10-8-1)	2003
10 (10-9-0)	1999
13. 9 (9-9-1)	2004
9 (9-8-4)	1995
9 (9-11-1)	1987
9 (9-11-1)	1998
9 (9-8-0)	1980
9 (9-2)	1978
19. 8	Three times



# MATCH RECORDS

## Individual Points in a Match

1.	12	Brian Sayers	St. Norbert	Oct. 6, '73
2.	12	Ed Nomo Ongolo	Wis.-Platteville	Sept. 26, '64
3.	8	Hayden Knight	Wis.-Whitewater	Sept. 20, '79
	8	Matt Breines	UAB	Oct. 10, '91
	8	Mark Dillon	at DePaul	Sept. 10, '89
6.	7	Chris Lee	East Carolina	Oct. 18, '03

## Individual Goals in a Match

1.	12	Brian Sayers	St. Norbert	Oct. 6, '73
2.	12	Ed Nomo Ongolo	Wis.-Platteville	Sept. 26, '64
3.	8	Hayden Knight	Wis.-Whitewater	Sept. 20, '79
	8	Matt Breines	UAB	Oct. 10, '91
	8	Mark Dillon	at DePaul	Sept. 10, '89
6.	6	Five times		

## Individual Assists in a Match

1.	4	Cory Butler	Butler	Sept. 23, '93
2.	3	Derek Gutierrez	East Carolina	Oct. 18, '03

## Individual Shots in a Match

1.	12	Mark Dillon	vs. Central Mich.	Sept. 2, '90
2.	10	Marshall Morehead	Valparaiso	Oct. 8, '00
3.	8	Chris Lee	at TCU	Oct. 26, '01
	8	Sean Reti	at UMKC	Sept. 8, '98
	8	Drew Watzka	Wisconsin	Oct. 25, '96
	8	Steve Provan	Northern Ill.	Oct. 10, '92
	8	Jay Spatzek	Central Mich.	Oct. 12, '91
	8	Mark Dillon	at DePaul	Sept. 10, '89

## Individual Saves in a Match

1.	16	David Wulff	vs. Wisconsin	Aug. 24, '91
2.	13	David Wulff	at Dayton	Sept. 15, '90
3.	12	Steve McCullough	Western Ky.	Sept. 12, '93
4.	12	Peter Ament	Akron	Oct. 4, '88
5.	11	Seven times		

## Team Points in a Match

1.	26	Wis.-Whitewater	Nov. 6, '84
2.	20	Wis.-Whitewater	Sept. 20, '79
3.	18	Valparaiso	Sept. 4, '93
4.	18	Carthage	Oct. 4, '69
5.	16	Purdue	Sept. 27, '85
	16	at Wis.-Whitewater	Nov. 3, '83
	16	Wis.-Platteville	Oct. 22, '77
	16	St. Norbert	Oct. 5, '74
	16	Wis.-Platteville	Sept. 26, '64
10.	15	Wis.-Green Bay	Oct. 31, '01
	15	at Wis.-Milwaukee	Sept. 1, '01

## Team Goals in a Match

1.	10	Wis.-Whitewater	Nov. 6, '84
1.	10	Wis.-Whitewater	Sept. 20, '79
2.	9	Carthage	Oct. 4, '69
3.	8	Purdue	Sept. 27, '85
	8	at Wis.-Whitewater	Nov. 3, '83
	8	Wis.-Platteville	Oct. 22, '77
	8	St. Norbert	Oct. 5, '74
	8	Wis.-Platteville	Sept. 26, '64
8.	7	Nine times	

## Team Assists in a Match

1.	8	Carthage	Oct. 30, 1994
2.	5	Seven times	

## Team Shots in a Match

1.	47	Wis.-Whitewater	Nov. 6, '84
2.	38	vs Central Michigan	Sept. 2, '90
3.	37	Wis.-Whitewater	Sept. 20, '79
	37	Northwestern	Sept. 29, '91
5.	36	at DePaul	Sept. 21, '83
6.	33	Northwestern	Oct. 27, '83
7.	32	Central Michigan	Oct. 12, '91
	32	at DePaul	Sept. 10, '89
9.	30	East Carolina	Oct. 11, '01
10.	29	at Ill.-Chicago	Nov. 9, '83

## Team Saves in a Match

1.	16	Wisconsin	Oct. 24, '91
2.	14	Western Illinois	Sept. 11, '88
3.	13	at Dayton	Sept. 15, '90
4.	12	Western Kentucky	Sept. 12, '93
	12	Saint Louis	Oct. 17, '93
	12	Akron	Oct. 4, '88
7.	11	Six times	

Records incomplete prior to 1983


# CLASS RECORDS

	Senior	Junior
<b>Matches Played</b> .....	23 Steve McCullough (1994)	23 Cory Butler (1994)
<b>Matches Started</b> .....	23 Steve McCullough (1994)	23 Cory Butler (1994)
<b>Points</b> .....	45 Hayden Knight (1979)	57 Brian Sayers (1973)
<b>Goals</b> .....	16 Hayden Knight (1979)	17 Ed Nomo-Ongolo (1964)
<b>Assists</b> .....	15 John Dillon (1982)	29 Brian Sayers (1973)
<b>Shots</b> .....	87 Pat Sorrentino (1984)	80 Matt Dillon (1989)
<b>Saves</b> <sup>1</sup> .....	104 Two players	138 Steve McCullough (1993)
<b>Shutouts</b> .....	10 Steve McCullough (1994)	8 Jim Welch (1997)
<b>Goals Against Avg.</b> <sup>2</sup> .....	1.20 Steve McCullough (1994)	0.90 Jim Welch (1997)
<b>Fewest Goals Allowed</b> <sup>3</sup> .....	9 Dane Klingbeil (1986)	15 Gregory Campbell (1981)
	Sophomore	Freshman
<b>Matches Played</b> .....	23 Three players	22 Steve Govin (1996)
<b>Matches Started</b> .....	23 Two players	22 Steve Govin (1996)
<b>Points</b> .....	34 Jose Itarte (1983)	29 Brian Sayers (1972)
<b>Goals</b> .....	16 Hayden Knight (1977)	10 Allen Stoltman (1993)
<b>Assists</b> .....	12 Jim Tutaj (1983)	15 Brian Sayers (1972)
<b>Shots</b> .....	71 Todd Fitch (1985)	61 Jose Itarte (1982)
<b>Saves</b> <sup>1</sup> .....	119 Jim Welch (1996)	94 Jim Welch (1995)
<b>Shutouts</b> .....	8 Dane Klingbeil (1984)	6 Two players
<b>Goals Against Avg.</b> <sup>2</sup> .....	0.83 Dane Klingbeil (1984)	0.95 Peter Ament (1996)
<b>Fewest Goals Allowed</b> <sup>3</sup> .....	7 Two players	11 Peter Ament (1996)

<sup>1</sup> beginning 1981

<sup>2</sup> based on a minimum of 1,000 minutes

<sup>3</sup> based on a minimum of 600 minutes



Mark Dillon

## MISC. RECORDS

### MATCH RECORDS

#### INDIVIDUAL MATCH RECORDS

<b>Points</b>	<b>12</b>
Ed Nomo Ongolo	9/26/64, vs. Wis.-Platteville
Brian Sayers	10/6/73, vs. St. Norbert
<b>Goals</b>	<b>12</b>
Ed Nomo Ongolo	9/26/64, vs. Wis.-Platteville
Brian Sayers	10/6/73, vs. St. Norbert
<b>Assists</b>	<b>4</b>
Cory Butler	9/23/93, vs. Butler
<b>Saves</b>	<b>16</b>
David Wulff	8/24/91, vs. Wisconsin

#### TEAM MATCH RECORDS

<b>Goals</b>	<b>10</b>
Twice	(Nov. 6, 1984; Sept. 29, 1979)
<b>Goals Allowed</b>	<b>10</b>
Three times	
<b>Assists</b>	<b>8</b>
vs. Carthage	Oct. 30, 1984
<b>Saves</b>	<b>16</b>
vs. Wisconsin	Aug. 24, 1991

### TEAM SEASON RECORDS

<b>Most Matches:</b>	23	1994	<b>Most Consecutive Shutouts:</b>	4	1998, 1981
<b>Most Wins:</b>	16	1994	<b>Most Times Shutout:</b>	11	2006
<b>Fewest Wins:</b>	1	2006	<b>Highest Scoring Average:</b>	3.5	1984
<b>Highest Winning Pct.:</b>	86.4	1978	<b>Lowest Scoring Average:</b>	0.5	2006
<b>Lowest Winning Pct.:</b>	8.8	2006	<b>Opp. High Scoring Avg:</b>	3.6	1965
<b>Longest Winning Streak:</b>	10	1984-85	<b>Opp. Low Scoring Avg:</b>	0.6	1978
<b>Most Losses:</b>	15	2006	<b>Most Saves:</b>	149	1987
<b>Fewest Losses:</b>	1	1978, 1964	<b>Most Opponents' Saves:</b>	147	1990
<b>Longest Losing Streak:</b>	15	2006	<b>Most Assists:</b>	45	1985
<b>Most Shutouts:</b>	10	1994	<b>Most Points:</b>	165	1985
<b>Most Overtime Games:</b>	7	1993	<b>Most Shots:</b>	375	1990
<b>Most Goals:</b>	69	1984	<b>Most Shots Allowed:</b>	435	1985
<b>Fewest Goals:</b>	8	1984, 2006	<b>Most Fouls:</b>	421	1993
<b>Most Goals Allowed:</b>	49	1985	<b>Most Opponents' Fouls:</b>	441	1986
<b>Fewest Goals Allowed:</b>	7	1978, 1967	<b>Most Corner Kicks:</b>	151	1997

### VALLEY FIELDS MEN'S RECORDS

Marquette Records	Individual	Team
<b>Goals</b>	3 Kevin Berry, vs. UAB (Sept. 26, 1994)	7 vs. Valparaiso
	3 Eric Marshall, vs. UWGB (Oct. 31, 2001)	(Sept. 4, 1993)
	3 Chris Lee, vs. East Carolina (Oct. 18, 2003)	
<b>Points</b>	7 Chris Lee	18 vs. Valparaiso
	vs. East Carolina (Oct. 18, 2003)	(Sept. 4, 1993)
<b>Assists</b>	3 Derek Gutierrez	5 Two times
	vs. East Carolina (Oct. 18, 2003)	
<b>Saves</b>	11 Steve McCullough	13 vs. Southern Ill.
	three times	(Oct. 10, 1993)
Opponent Records	Individual	Team
<b>Goals</b>	4 Kevin Alvero	6, USF
	USF (Oct. 14, 1998)	(Oct. 14, 1998)
<b>Points</b>	10 Kevin Alvero	18, USF
	USF (Oct. 14, 1998)	(Oct. 14, 1998)
<b>Assists</b>	2 Four Times	6, USF
		(Oct. 14, 1998)
<b>Saves</b>	12 Chris Timlin	12, DePaul
	DePaul (Nov. 3, 1995)	(Nov. 3, 1995)

## OPPONENT RECORDS

### TEAM

<b>Points</b>	20	Four times
<b>Goals</b>	10	Three times
<b>Assists</b>	8	at Portland (9/4/00)
<b>Shots</b>	32	at Louisville (9/26/08)
<b>Saves</b>	17	at Saint Louis (9/21/90)
<b>Corners</b>	17	at Saint Louis (9/21/90)
<b>Fouls</b>	34	at UAB (11/13/94)

### INDIVIDUAL

<b>Points</b>	10	Kevin Alvero
		USF (10/14/98)
<b>Goals</b>	4	Kevin Alvero
		USF (10/14/98)
<b>Assists</b>	3	Three players
<b>Shots</b>	10	Aaron Clapham
		at Louisville ( )
<b>Saves</b>	17	Kevin Johnston
		at Saint Louis (9/21/90)



Derek Gutierrez



# ALL-TIME ROSTER



Mike Adrian

Ramsis Adam	1980
<b>Dan Addis</b>	<b>2005-</b>
Mike Adrian	1997-2000
Panait Aguayo	1967
Ghalib Al-Tikrit	1966
J.J. Alberts	1990
Albert Alexander	1973
<b>Michael Alfano</b>	<b>2008-</b>
Gary Altikriti	1964
Peter Ament	1986-89
Gary Anders	1969-72
Rick Anderson	1990-91
Roman Andrew	1974
Richard Angello	1975-77
Stefan Antonijevic	2007
Andrew Arneth	1992-95
Gunther Ast	1967-69
Edwin Baldwin	1980,82
Mike Banahan	1975-78
Dan Barrett	1985-89
David Basile	1984-85
Barry Bass	1998-99
Jeremiah Bass	1997-99
Danny Bauer	2007
Jeffrey Beach	1968
John Bechner	1975
Steve Bednarczyk	1975-79
Erik Beers	1983-85
Kurt Beers	1983
Alex Beil	2003-04

Alex Belfrage	2007
Donald Benson	1971-73
Francisco Berrizbetia	1968-69
Kevin Berry	1993-96
Grayson Bithell	1987
Aleksandar Bjelic	2005-07
Matt Blouin	2003-06
Edward Bolger	1968-69
Helmuth Bolk	1966
Patrick Boutier	1968
Matt Breines	1987-91
Brian Brewer	1993-96
Pat Brezinski	1982
James Brigel	1980-81
Matt Brotschul	1995-97
James Bunta	1980-82
John Burke	1998
Cory Butler	1992-95

Matt Callaghan	2003-04
Thomas Callinan	1964
Tom Callinan	1965
<b>Ben Calvopina</b>	<b>2008-</b>
Greg Campbell	1980-81
Gregory Campbell	1982
Kevin Campbell	1974-75
Kevin Carlin	1991
Mike Carlin	1989, 91
Mike Carlson	2004-07
Daniel Casey	1964
<b>David Check</b>	<b>2008-</b>
John Chirichingo	1977
Richard Clarizio	1974
Jason Clark	1993
Jim Clark	1964-67
Mike Closs	1976
Kevin Coates	1995-97
<b>Anthony Colaizzi</b>	<b>2007-</b>
Tom Comiskey	1983-86
Jerry Concannon	1989-92
Kevin Connolly	1974
Steve Constants	1980-83
Martin Conway	1997-98
Chip Corrigan	1983
Santo Costabile	1994-97
Steve Costants	1980
Kevin Cullen	1966
Josh Curry	2007-08

Dominic D'Amato	1984-88
Niklas Dagervik	2007
Bryan Dahlquist	2003-06
James Danaher	1990-91
Matt Darby	2000-03
Stephen Deem	1981
Steve Deem	1979-82
Jorge DeQueiroz	1973-74
Miguel DeQueiroz	1973-74
Steve Deters	1968-71
Marc Dettmann	2006
Brian Devenish	1965
Tom Devine	1985
Kamal Dides	1977
Peter Dierbeck	1981
Mike Dietrich	1985
John Dillon	1978--82

Mark Dillon	1988-90
Mark Dix	1974
Donn Domico	1990-91
James Donahue	1979
Jim Donahue	1976-78
Ryan DuBois	2003-05
John Dueker	1979-82
Steve DuFauchard	1983-86
Kenneth Easey	1973
Kevin Eiler	1995-98
Tom Engle	1976-77
Mehdi Eslami	2006-07
Sam Etim	2007-08
Jeremy Evans	1998
William Ewald	1973



Mike Carlson

Dave Farley	1979
Kenneth Fasey	1973
Dan Feder	1983-84
Jon Fehrenbach	1975-76
John Ferguson	2006
Louis Fernandez	1964-67
Jeffrey Fernhoff	1967
Tom Fessler	1976-79
Todd Fitch	1984-87
Dennis Fitzpatrick	1982-84
Josh Fleming	1992-95
Gustavo Flores	1985-87
<b>Keenan M. Flynn</b>	<b>2008-</b>
Sean Flynn	2003-04
Jeremy Foss	1996
Adam Frydman	2007
John Gaffney	1971-73
Vincent Galati	1968

Joe Gallo	1997-99
Tag Gambatese	1988-91
Anthony Garavella	1973
Oswaldo Garcia	1993
Chad Garofola	1996-99
J.T. Garrity	2005
Brad Gaskowicz	1974
Jeff Gerlesits	1999-2001
Albert Giesecke	1966, 68
Andy Gill	2005-06
Tom Gilmartin	1973-74
Bryan Godfrey	1999-2002
Steve Govin	1996-98
Tim Gramins	1989-90
<b>Michael Greene</b>	<b>2006-</b>
Patric Gross	1994-95
Steven Grow	2004-05
Greg Guglielmino	1999
Derek Gutierrez	2000-03

Jim Haggerty	1986-87
Edward Hahn	1967-69
Bruce Hall	1976
Patrick Hanley	2001
Richie Harris	2003-
Jim Harwood	1986-90
Dennis Hatton	1974
Jack Hatzenbuhler	1994
Ken Haurie	1974-75
Richard Haurie	1973
John Hawkins	2000-02
Jake Hermann	1996
<b>Amilcar Herrera</b>	<b>2008-</b>
A.J. Herrman	2002
Fred Hernandez	1966-67
Jake Herrmann	1995
Tom Herschel	1977-80
Dave Hodgson	1978
David Hodgson	1979
Pat Holton	1990-93
Tom Homann	1988
Jason Hood	1998-2001
Andy Hunter	1997-2000

Marty Igel	1973-74
Richie Ilk	2002-03
Jose Itarte	1982-85
Adam Ithier	1990-93

Paul Jakubczak	1986-89
Mike Janusz	2000
<b>Tim Jallow</b>	<b>2006-</b>
Matt Jermak	1988-90
Jason Jones	1989-90

Kenneth Kalafut	1968
Dennis Kapusta	1977-80
Robb Kashevarof	1986-87
Josh Kasun	1992-94
<b>Nick Kay</b>	<b>2005-</b>
Mike Keelan	1976
John Kennedy	1981
William Keough	1964
Bijan Khajezadeh	1968
Roger Kieffer	1966-69
Mike Klemm	2005-06

# ALL-TIME ROSTER



Andy Hunter

Josh Kliebe 1998  
 Dane Klingbeil 1983-86  
 Hayden Knight 1976-79  
 Lloyd Knight 1977-80  
 Pat Knoelke 2003-05  
 Michael Knoeller 1964-65  
 William Kochanik 1977  
 Blair Kohlmeier 2002-05  
 Andy Kroll 2004-05  
 Ed Kucaba 1977  
 Oscar Kuhr 1969  
 Pete Kuhr 1968  
 Al Kult 1965-66  
 Warren Kupin 1973  
 Henry Kwan 1968

Bennett Lafferty 2003-06  
 Richard LaForest 1968-70  
 Matt Lamale 2006  
 Andy Lambrecht 1998  
 Mark LaPlant 1982  
 Rade Latinovich 1978-80  
 Frank Lawrence 1973-74  
 Steve Lawrence 1999-2002  
 Chris Lee 2001-04  
 Brian Lehky 1995-98  
 Mark Lembach 2007  
 Stephen Leonard 1964  
 Steve Lepak 1978-79  
 Chris Lewandowski 1974-76  
 Sergio Longoria 1974  
 Franklin Lue 1967  
 David Lugert 1973  
 Michael Lumsden 1982  
**Tom Lynn 2006-**  
 Gerald MacDonald 1973  
**Chris Madsen 2008-**  
**Calum Mallace 2008-**  
 Tony Mancini 1992

Mike Manone 2004  
 John Marina 1964  
 Donny Mark 1997-98  
 Eric Marshall 1999-2002  
 Pat Mattingly 1974-76  
 Manny Mayta 2004  
 Tim McAvoy 1986-87  
 Zach McCallum 2000-03  
 Tom McConnell 1978-81  
 Steve McCullough 1992-94  
 Blaine McElroy 1991-92  
 John McGee 1964-66  
 Chris McGrath 1986  
 Paul McInerny 1969-70  
 Peter McIntosh 1979-82  
 Kevin McLaughlin 1988-91  
 Bill Mengele 1974  
 John Meser 1990-91  
 Alberto Mesta 1974  
 Edward Meyer 1966-69  
 Guy Miller 1975  
**Scott Miller 2007-**  
 Tony Milling 1965-66  
 Brian Mirek 1998  
 Tom Mittschel 1978  
 Fahad Mohsenian 1979-81  
 Rafael Molanphy 1973-75  
**Paul Monsen 2008-**  
 Jerry Moore 1975-76  
 Tom Moore 1971-74  
 Marshall Morehead 1998-2000  
 Francisco Moreno 1976  
 Richard Morin 1968  
 Theran Mott 1999-2002  
 George Muller 1973-74  
 Danny Mullin 2001-04  
 Harold Munroe 1968  
 Scott Murphy 1993  
 Jim Murray 1975

Steve Names 1990-91  
 Cory Nava 1996-97  
**Hector Navarro 2006-**  
 Bohdan Nedilsky 1985-88  
 Andrew Nelson 1992  
 John Nelson 1974-76  
 Ryan Nikchevich 2003-05  
 Tom Nolan 1999-2002  
 Ed Nomo-Ongolo 1964-65  
 John Noordover 1977  
 Josh Norman 1989-92  
 Mike Norris 1974

Brian Odem 2006-08  
 Jim O'Donnell 1987  
 Kevin O'Meara 1974-77  
 Bill O'Toole 1976-78  
 Michael Oehler 1973-74  
 Paul Oehler 1969-72  
 Ropo Olayiwola 1975-76  
 Matt Opgenorth 2002  
 Greg Orschein 1983-85  
 Jim Orscheln 1982  
 Brendan Ozanne 1988-89  
 Demetrios Pallas 1976  
 Stephen Peters 1968

Scott Peterson 1977  
 Werner Petrowitsch 1976  
 Somiat Phanuchaias 1964-66  
 Michael Pitterle 1967-69  
 William Plant 1964  
 Mike Plager 2006  
 Cary Plazak 1975-76  
 Tom Plodzien 1977  
 Michael Ponik 1964-67  
 Steve Provan 1989-92  
**Matt Pyzdrowski 2006-**

Dan Rach 1973-74  
 David Radke 1971-72  
 Bernard Rahming 2007  
 Jeff Reep 1977-78  
 Kyle Reilly 1998-99  
 George Renchard 1966  
 Sean Reti 1998-2001  
 Rock Richard 1977-78  
 Edward Riel 1966-67  
 Doug Riggins 2002  
 Mike Robards 1999-2002  
 Joe Roedler 2001  
 Richard Rock 1971-74  
 Kyle Roge 1980-82  
 Blas Rojas 1973  
 Matt Rooney 1992-95  
 Erik Ruiz 2004-05  
 Jim Ruscheinski 1983-84  
 Ray Ruzioka 1973  
 Mike Ryan 1968-69

Nathan Sabich 2003-06  
 Hassan Salamati 1974  
 Chris Salvatore 1999-2000  
 Lennox Samuels 1973  
 Jim Sanford 1974



Sean Reti

Francis Santschi 1977  
 Adam Savin 1986-87  
 Brian Sayers 1973-74  
 Hanes Sceroekka 1973  
 James Scerpella 1973  
 Thomas Schifinger 1966  
 David Schneider 1981,83-85  
 Michael Schneider 1982  
 Mike Schneider 1987  
 Brian Schnell 2000-03  
 Rusty Schoenherr 1985-88  
 Todd Schramm 1999  
 Eugene Schubert 1966-67  
 Erik Schuett 2005  
 John Schuetz 1966  
 Tyler Schwab 2007-08  
 Eric Score 1992  
 Casey Seymour 1987-88  
 Pat Sheahan 1991-93  
 Errol Shim 1967  
 Miguel Silva 1973  
 Duncan Silvert-Noftle 2005-07  
 J.W. Simpson 2000  
 Tyler Sisk 1991-92  
 John Slawson 1984-87  
 Michael Sliwa 1964  
 Al Smith 1984-87  
 Gregory Smith 1967  
 Robert Smithies 1991-94  
 David Snodgrass 1996  
 Billy Solberg 1993-96  
 Matt Soper 2002-06  
 Phillip Sorgel 1980-82  
 Pat Sorrentino 1981-84  
 Jay Spatzek 1989-92  
 Dan Stadler 1983-86  
 Daniel Stein 1965  
 Chad Steinbauer 1988-89



Blair Kohlmeier



## ALL-TIME ROSTER

Scott Steinbauer	1986-89
Daniel Steininger	1964-66
Donald St. George	2006
Max Stoka	1993-97
Allen Stoltman	1993-96
Michael Streit	1994-95
<b>Matt Stummer</b>	<b>2007-</b>
Milan Sucevic	1988
Francis Sullivan	1975-76
Thomas Sweeney	1968-70
Tom Sweeney	2008

Julian Taagen	1987-88
Ghobi Tabrizi	1964-65
Emil Tack	1997
Matthew Tadych	1981
Tim Tappel	1995-98
Matthew Taydich	1980
Ryan Taylor	1996-99
Joel Thibert	1992
Desmond Thomas	1966-69
Scott Thorvilson	1983
Raymond Tierney	1966
Jim Tutaj	1982-85

Adam Ubert	2000-03
------------	---------

James Van Wagner	1966-67
Paul VanDerBosch	1983-85
<b>Billy Von Rueden</b>	<b>2006-</b>
Luis Veloz	1988

Andy Wagner	2000-03
Tony Walby	2000-03
Mike Walker	1974
Richard Walker	1968-70
Kellan Walsh	2002-04



Scott Ziemba

Rick Walsh	1964-66
Rob Walton	2003-06
Andrew Wang	1968
Dennis Ward	1965-67,69
Gary Ward	1968-69
T.C. Ward	2003-04
Joe Waring	1979-81
Kevin Wasco	1986-89
Drew Watzka	1996-97
Kyle Weber	2002-05
Tom Weber	1989-92
Lothar Wedekind	1967-70
Craig Wehrle	1968
Jim Welch	1995-98
Robert Welsch	1964-66
Steve Weltzin	1979
Robert Wesolowski	1968-71
Marcus West	1995
Tom Wetterman	1985-86
Colin Williams	1978-80
Nate Winkel	1998-99
Brian Wirele	1999
Blake Wojski	2003-04
Paul Wolf	1980
Craig Wood	1973
Joseph Woring	1979
Vincente Wright	1973-74
David Wulff	1987-91

Frank Yakos	1966
-------------	------

Carl Zahner	1966-69
Joe Zahner	1969-71
Matt Zahner	1978
Panait Zaragozza	1968-69
Jaime Zarse	2005-06
Ted Zdeblick	1977-78
Tom Zdeblick	1975-77
Scott Ziemba	1993-96
Steve Zimmerman	1994-97
John Zoilo	1973



Adam Ubert

## COACHING HISTORY

### BARRY FAGAN

(1964, one season)

1964	5-1-2	75.0
------	-------	------

### CHARLES NADER

(1965-75, 10 seasons)

1965	2-4-2	75.0
1966	3-3-3	50.0
1967	5-2-2	66.7
1968	3-5-1	38.9
1969	5-2-1	68.8
1970	3-5-1	38.9
1971	3-6-0	33.3
1972	3-4-2	44.4
1973	6-2-1	72.2
1974	3-4-2	44.4
1975	2-6-1	27.8
<b>at Marquette</b>	<b>38-43-16</b>	<b>47.4</b>

### JOE BORN

(1976-82, seven seasons)

1976	4-6-0	40.0
1977	4-6-0	40.0
1978	9-2-0	81.8
1979	8-4-1	65.4
1980	9-8-0	52.9
1981	7-10-1	41.7
1982	3-4-0	42.9
<b>at Marquette</b>	<b>44-40-2</b>	<b>52.3</b>

### JERRY PANEK

(1982-91, 10 seasons)

1982	2-6-1	27.8
1983	10-8-3	54.8
1984	14-2-4	80.0
1985	13-9-0	59.1
1986	15-4-2	76.2
1987	9-11-1	45.2
1988	7-9-4	45.0
1989	8-8-4	50.0
1990	11-9-1	54.8
1991	8-14-0	36.4
<b>at Marquette</b>	<b>97-80-20</b>	<b>54.3</b>

### STEVE ADLARD

(1992-2005, 14 seasons)

1992	7-12-1	37.5
1993	13-5-3	69.0
1994	16-6-1	71.7
1995	9-8-4	52.4
1996	12-9-1	56.8
1997	12-6-3	64.3
1998	9-11-1	45.2
1999	10-9-0	52.6
2000	10-7-2	57.9
2001	12-8-1	59.5
2002	10-8-1	55.3
2003	9-9-1	50.0
2004	6-11-1	36.1
2005	5-11-1	30.5
<b>at Marquette</b>	<b>140-120-21</b>	<b>53.6</b>

### LOUIS BENNETT

(2006-present, three seasons)

2006	1-15-1	8.8
2007	2-12-4	22.2
2007	3-10-4	29.4
<b>at Marquette</b>	<b>6-37-9</b>	<b>20.2</b>



Fagan



Nadar



Born



Panek



Adlard



Bennett

### COACHING VICTORIES

Steve Adlard	140
Jerry Panek	97
Joe Born	44
Charles Nader	35
Louis Bennett	6
Barry Fagan	5

### WINNING PCT. (min. 40 games)

Steve Adlard	53.6
Jerry Panek	54.3
Joe Born	53.2
Charles Nader	48.3
Louis Bennett	20.2

### ASSISTANT COACHES

<b>Stan Anderson *</b>	<b>2006-</b>
Barry Bimbi	2002-05
<b>Steve Bode</b>	<b>2008-</b>
Joe Born	1698-75
Frank D'Amato	1987
Steve DuFauchard	1988
Khaled El-Ahmad	2006-07
Bob Gansler	1964-67
John Halliwill	1992
Dano Holcomb	1999-2000
Bryan Mogford	1996-2000
Jerry Panek	1982
Zach Papanikolaou	1984-86
Frank Pelaez	2001
Markus Roeders	1992-95
Jesse Rosen	2006-07
Dan Stadler	1988
Boro Sucevic	1991
Adam Ubert	2004
Jim Welch	2001-02
Colin Williams	1981

\* - Associate Head Coach

^ - Volunteer Assistant

# SERIES HISTORIES

**Air Force** **0-1**  
Aug. 31, '03 L 0-7 Colo. Spgs., Colo.

**Akron** **0-8-4**  
Sept. 2, '80 L 1-5 Wis.-Milwaukee  
Sept. 17, '83 L 0-4 Akron, Ohio  
Sept. 23, '84 L 0-1 Milwaukee  
Nov. 2, '85 L 3-5 Akron, Ohio  
Oct. 4, '87 L 0-1 Milwaukee  
Oct. 28, '88 T 4-4 Akron, Ohio  
Oct. 27, '89 T 1-1 Akron, Ohio  
Sept. 7, '90 L 3-5 Milwaukee  
Sept. 7, '91 L 0-3 Akron, Ohio  
Sept. 30, '95 T 0-0 Milwaukee  
Oct. 19, '97 T 0-0<sup>OT</sup> Milwaukee  
Sept. 12, '98 L 1-2<sup>OT</sup> Akron, Ohio

**Alabama A&M** **0-1**  
Sept. 20, '92 L 1-2<sup>OT</sup> Bowl. Grn., Ky.

**Boston Univ.** **0-1**  
Sept. 14, '86 L 0-1 Milwaukee

**Bowling Green** **6-6-1**  
Sept. 12, '84 W 1-2 Bowl. Grn., Ohio  
Sept. 21, '85 W 4-3<sup>OT</sup> Milwaukee  
Nov. 2, '86 W 1-0 Bowl. Grn., Ohio  
Oct. 18, '87 W 3-1 Milwaukee  
Oct. 30, '88 L 0-1 Bowl. Grn., Ohio  
Sept. 30, '89 T 1-1 Milwaukee  
Sept. 29, '90 A 1-0 Bowl. Grn., Ohio  
Sept. 28, '91 L 0-1<sup>OT</sup> Milwaukee  
Oct. 7, '92 L 2-5 Bowl. Grn., Ohio  
Oct. 3, '93 W 2-1 Bowl. Grn., Ohio  
Oct. 2, '94 W 1-0 Milwaukee  
Oct. 1, '95 L 0-3 Bowl. Grn., Ohio  
Nov. 22, '97 L 0-1 Milwaukee

**Bradley** **1-0**  
Sept. 17, '93 W 4-2<sup>OT</sup> Peoria, Ill.

**Brigham Young** **1-0**  
Aug. 30, '86 W 3-2 Milwaukee

**Bryant University** **1-0**  
Sept. 1, '08 W 4-1 Milwaukee

**Butler** **2-1**  
Sept. 30, '90 H 2-1 Milwaukee  
Oct. 27, '92 A 1-2 Indianapolis, Ind.  
Sept. 23, '94 N 4-1 Milwaukee

**Cal Poly** **0-0-1**  
Sept. 15, '00 T 3-3<sup>OT</sup> Milwaukee

**Carthage** **4-0**  
Oct. 21, '67 W 3-0 Kenosha, Wis.  
Oct. 4, '69 W 9-0 Milwaukee  
Oct. 24, '70 W 7-1 Kenosha, Wis.  
Oct. 30, '84 W 8-0 Kenosha, Wis.

**Central Michigan** **5-2**  
Oct. 30, '85 W 2-0 Mt. Pls., Mich.  
Oct. 22, '86 W 5-2 Milwaukee  
Sept. 26, '87 W 1-0 Mt. Pls., Mich.  
Sept. 24, '88 W 2-1 Milwaukee  
Sept. 3, '90 W 3-1 Madison, Wis.  
Oct. 12, '91 L 1-2 Milwaukee  
Oct. 3, '92 L 1-3 Milwaukee

**Cincinnati** **13-11-2**  
Oct. 27, '85 L 1-3 Milwaukee  
Sept. 11, '88 L 2-4 Cincinnati, Ohio  
Oct. 6, '91 L 3-4 Milwaukee  
Oct. 16, '92 W 2-1<sup>OT</sup> St. Louis, Mo.  
Oct. 15, '93 T 0-0<sup>OT</sup> Milwaukee  
Nov. 5, '93 W 1-0 Memphis, Tenn.  
Oct. 16, '94 W 3-0 Cincinnati, Ohio  
Nov. 10, '94 W 2-0 Birmingham, Ala.  
Oct. 15, '95 W 4-1 Cincinnati, Ohio  
Sept. 7, '96 T 1-1<sup>OT</sup> Milwaukee  
Nov. 15, '96 W 2-1 Birmingham, Ala.  
Oct. 12, '97 W 2-1<sup>OT</sup> Milwaukee  
Nov. 9, '97 W 2-1<sup>OT</sup> Milwaukee  
Oct. 11, '98 L 1-2 Cincinnati, Ohio  
Oct. 16, '99 W 2-1<sup>OT</sup> Milwaukee  
Nov. 11, '99 L 1-2 Birmingham, Ala.  
Oct. 14, '00 L 0-1 Cincinnati, Ohio  
Nov. 11, '01 W 3-1 Milwaukee  
Sept. 22, '02 L 1-2 Cincinnati, Ohio  
Nov. 15, '02 L 1-1<sup>OT</sup> St. Louis, Mo.  
Nov. 8, '03 L 0-1 Cincinnati, Ohio

Nov. 7, '04 W 2-1 Cincinnati, Ohio  
Sept. 23, '05 L 0-2 Milwaukee  
Sept. 15, '06 L 1-3 Cincinnati, Ohio  
Sept. 30, '07 W 2-1<sup>OT</sup> Milwaukee  
Sept. 28, '08 W 1-0 Cincinnati, Ohio

**Charlotte** **2-9**  
Oct. 11, '95 L 1-2<sup>OT</sup> Charlotte, N.C.  
Nov. 9, '95 L 1-2 Milwaukee  
Oct. 18, '96 L 1-5 Milwaukee  
Sept. 19, '97 W 1-0 Milwaukee  
Sept. 18, '98 L 1-3 Charlotte, N.C.  
Oct. 10, '99 L 1-2<sup>OT</sup> Charlotte, N.C.  
Oct. 1, '00 L 0-3 Milwaukee  
Oct. 21, '01 L 0-1 Charlotte, N.C.  
Oct. 19, '02 W 3-1 Milwaukee  
Nov. 1, '03 L 0-2 Charlotte, N.C.  
Oct. 16, '04 L 1-2 Milwaukee

**Cleveland State** **7-4-3**  
Nov. 1, '81 L 2-5 Milwaukee  
Oct. 31, '82 L 2-3 Cleveland, Ohio  
Oct. 29, '83 T 0-0<sup>OT</sup> Milwaukee  
Oct. 6, '84 W 2-1 Cleveland, Ohio  
Oct. 26, '85 L 1-3 Milwaukee  
Oct. 31, '86 W 2-1 Cleveland, Ohio  
Sept. 5, '87 W 1-0 Milwaukee  
Sept. 9, '88 L 1-2 Cleveland, Ohio  
Sept. 15, '89 T 0-0<sup>OT</sup> Milwaukee  
Sept. 8, '91 W 1-0 Akron, Ohio  
Oct. 13, '92 T 2-2<sup>OT</sup> Cleveland, Ohio  
Oct. 29, '93 W 1-0 Milwaukee  
Sept. 13, '94 W 2-0 Cleveland, Ohio  
Oct. 20, '95 W 3-0 Milwaukee

**Colorado College** **0-1**  
Oct. 24, '83 L 0-2 Colo. Spgs., Colo.

**Connecticut** **0-5**  
Nov. 3, '91 L 2-4 Storrs, Conn.  
Oct. 1, '95 L 0-6 Storrs, Conn.  
Oct. 19, '06 L 0-1 Milwaukee  
Oct. 27, '07 L 1-2<sup>OT</sup> Storrs, Conn.  
Oct. 18, '08 L 0-1 Milwaukee

**Columbia University** **0-0-1**  
Sept. 7, '08 T 0-0<sup>OT</sup> Milwaukee

**Creighton** **5-3**  
Oct. 22, '83 W 1-0 Omaha, Neb.  
Sept. 9, '84 W 4-0 Milwaukee  
Sept. 12, '92 L 1-6 Omaha, Neb.  
Oct. 8, '95 L 0-3 Omaha, Neb.  
Oct. 11, '96 W 2-1 Omaha, Neb.  
Oct. 3, '99 W 1-0 Milwaukee  
Sept. 24, '00 W 3-1 Omaha, Neb.  
Sept. 19, '04 L 1-2 Omaha, Neb.

**Davidson** **0-1**  
Sept. 1, '04 L 0-1 Davidson, N.C.

**Dayton** **3-2-2**  
Sept. 15, '85 W 5-0 Milwaukee  
Sept. 21, '86 W 5-0 Milwaukee  
Sept. 6, '87 W 1-0 Milwaukee  
Nov. 2, '89 L 1-2 Milwaukee  
Sept. 15, '90 T 2-2<sup>OT</sup> Dayton, Ohio  
Oct. 1, '93 T 1-1<sup>OT</sup> Dayton, Ohio  
Oct. 14, '94 L 1-5 Dayton, Ohio

**Denver** **1-1-1**  
Aug. 29, '03 W 2-1 Colo. Spgs., Colo.  
Aug. 27, '06 T 0-0<sup>OT</sup> Milwaukee  
Aug. 31, '07 L 0-1 Denver, Colo.

**DePaul** **22-2-1**  
Oct. 30, '82 W 5-0 Milwaukee  
Sept. 21, '83 W 4-0 Chicago, Ill.  
Sept. 5, '84 W 5-0 Milwaukee  
Sept. 8, '85 W 4-0 Chicago, Ill.  
Nov. 5, '86 W 7-1 Milwaukee  
Nov. 7, '87 W 2-0 Chicago, Ill.  
Nov. 5, '88 W 2-1 Milwaukee  
Sept. 10, '89 W 5-1 Chicago, Ill.  
Oct. 7, '90 W 5-0 Milwaukee  
Oct. 23, '91 W 6-2 Chicago, Ill.  
Nov. 8, '91 W 2-1 St. Louis, Mo.  
Oct. 31, '92 W 4-3<sup>OT</sup> Chicago, Ill.  
Oct. 31, '93 W 2-1 Milwaukee  
Sept. 30, '94 T 0-0<sup>OT</sup> Chicago, Ill.  
Nov. 3, '95 W 3-0 Milwaukee  
Sept. 22, '96 W 4-2 Chicago, Ill.



Marquette has faced BIG EAST Conference rival Cincinnati a total of 26 times heading into 2008.

Oct. 4, '97 W 3-0 Milwaukee

Oct. 25, '98 W 1-0 Chicago, Ill.  
Sept. 22, '99 W 2-1 Milwaukee  
Nov. 1, '00 W 4-3<sup>OT</sup> Chicago, Ill.  
Sept. 3, '00 W 4-0 Milwaukee  
Nov. 6, '02 W 3-0 Chicago, Ill.  
Sept. 10, '03 W 4-0 Milwaukee  
Oct. 20, '04 L 1-2<sup>OT</sup> Chicago, Ill.  
Sept. 8, '06 L 0-2 Milwaukee

**Detroit** **3-0**  
Sept. 22, '89 W 2-0 Milwaukee  
Oct. 29, '89 W 2-1 Detroit, Mich.  
Oct. 27, '90 W 5-1 Detroit, Mich.

**Drake** **5-1-1**  
Oct. 1, '88 T 0-0<sup>OT</sup> Milwaukee  
Oct. 3, '88 W 2-0 Milwaukee  
Sept. 24, '99 W 2-0 Des Moines, Iowa  
Sept. 22, '00 W 3-2 Omaha, Neb.  
Sept. 17, '04 W 2-0 Des Moines, Iowa  
Sept. 9, '05 W 1-0 Milwaukee  
Oct. 3, '07 L 0-1 Milwaukee

**East Carolina** **1-2-1**  
Oct. 11, '01 L 0-1 Milwaukee  
Nov. 3, '02 T 0-0<sup>OT</sup> Greenville, N.C.  
Oct. 15, '03 W 5-0 Milwaukee  
Oct. 10, '04 L 2-3 Greenville, N.C.

**Eastern Illinois** **1-1-0**  
Sept. 2, '95 W 2-0 Milwaukee  
Nov. 3, '96 L 2-3 Charleston, Ill.

**Evansville** **4-11-1**  
Nov. 9, '80 L 0-1 Milwaukee  
Nov. 8, '81 L 1-7 Evansville, Ind.  
Sept. 19, '82 L 1-4 Milwaukee  
Sept. 25, '83 L 1-1 Evansville, Ind.  
Sept. 16, '84 W 2-1 Milwaukee  
Sept. 24, '85 L 1-3 Evansville, Ind.  
Sept. 13, '86 L 0-1 Milwaukee  
Oct. 11, '87 L 1-5 Evansville, Ind.  
Oct. 9, '88 L 0-2 Milwaukee  
Oct. 14, '89 L 0-2 Milwaukee  
Oct. 20, '91 L 1-4 Evansville, Ind.  
Oct. 8, '93 W 3-0 Milwaukee  
Nov. 6, '96 T 1-2<sup>OT</sup> Evansville, Ind.  
Sept. 4, '00 W 1-0 Milwaukee  
Sept. 4, '02 L 1-2 Evansville, Ind.  
Sept. 13, '03 W 1-0 Milwaukee

**Florida International** **0-1**  
Oct. 30, '98 L 1-2 Miami, Fla.

**Georgetown** **0-4**  
Oct. 22, '05 L 0-1 Milwaukee  
Oct. 21, '06 L 0-1<sup>OT</sup> Washington, D.C.  
Oct. 20, '07 L 1-2 Milwaukee

Nov. 1, '08 L 2-4 Washington, D.C.

**Illinois** **3-0**  
Sept. 19, '64 W 6-2 Milwaukee  
Sept. 16, '78 W 5-2 Champaign, Ill.  
Sept. 16, '79 W 1-0 Milwaukee

**Illinois State** **4-0**  
Sept. 1, '85 W 2-1 Milwaukee  
Oct. 12, '86 W 2-1 Normal, Ill.  
Sept. 3, '89 W 1-0 Normal, Ill.  
Sept. 1, '91 W 4-3 Madison, Wis.

**Indiana** **0-9-1**  
Oct. 18, '81 L 0-2 Milwaukee  
Sept. 10, '82 L 0-4 Bloomington, Ind.  
Oct. 20, '85 L 1-2 Bloomington, Ind.  
Oct. 19, '86 T 2-2 Milwaukee  
Oct. 9, '87 L 0-7 Bloomington, Ind.  
Oct. 8, '88 L 0-1 Milwaukee  
Oct. 6, '89 L 1-3 Bloomington, Ind.  
Oct. 6, '90 L 1-2 Milwaukee  
Oct. 27, '91 L 2-4 Bloomington, Ind.  
Sept. 14, '96 L 2-3<sup>OT</sup> Ft. Wayne, Ind.

**IPFW** **1-0**  
Sept. 15, '96 W 2-1 Ft. Wayne, Ind.

**Indiana State** **1-0**  
Nov. 17, '79 W ft. Terre Haute, Ind.

**Jacksonville** **0-1**  
Nov. 1, '98 L 1-3 Miami, Fla.

**James Madison** **0-1**  
Oct. 28, '94 L 4-6<sup>OT</sup> Miami, Fla.

**Lakehead** **1-0**  
Oct. 25, '80 W 4-3 Minneapolis, Minn.

**Lawrence** **4-6-4**  
Nov. 7, '64 W 7-1 Milwaukee  
Nov. 4, '65 L 1-2 Appleton, Wis.  
Nov. 5, '66 W 5-1 Milwaukee  
Nov. 3, '67 W 3-0 Appleton, Wis.  
Nov. 1, '68 L 1-2 Milwaukee  
Oct. 25, '69 T 3-3<sup>OT</sup> Appleton, Wis.  
Oct. 17, '70 L 1-3 Milwaukee  
Oct. 16, '71 L 0-1 Appleton, Wis.  
Oct. 14, '72 T 0-0<sup>OT</sup> Appleton, Wis.  
Oct. 13, '73 T 1-1<sup>OT</sup> Appleton, Wis.  
Oct. 12, '74 T 1-1<sup>OT</sup> Milwaukee  
Oct. 11, '75 L 0-2<sup>OT</sup> Appleton, Wis.  
Oct. 19, '77 L 0-1 Appleton, Wis.  
Nov. 4, '78 W 3-0 Milwaukee

**Lewis** **1-0**  
Sept. 19, '84 W 6-0 Milwaukee

**La-Monroe** **0-1**  
Sept. 3, '83 L 2-3 St. Louis, Mo.

**Louisville** **8-4-2**  
Oct. 13, '95 W 2-1 Louisville, Ky.  
Sept. 29, '96 W 4-1 Milwaukee  
Oct. 10, '97 W 2-1 Milwaukee  
Oct. 9, '98 W 2-0 Louisville, Ky.  
Sept. 26, '99 W 2-1 Louisville, Ky.  
Oct. 4, '00 L 0-1 Milwaukee  
Oct. 6, '01 W 3-0 Louisville, Ky.  
Oct. 15, '02 W 2-0 Milwaukee  
Oct. 22, '03 L 0-1 Louisville, Ky.  
Sept. 29, '04 T 2-2 Milwaukee  
Sept. 25, '05 W 2-1 Milwaukee  
Sept. 17, '06 L 0-4 Louisville, Ky.  
Sept. 28, '07 L 0-2 Milwaukee  
Sept. 26, '08 T 1-1<sup>OT</sup> Louisville, Ky.

**Loyola (Ill.)** **12-0-1**  
Oct. 19, '68 T 2-2 Chicago, Ill.  
Oct. 18, '69 W 2-1 Milwaukee  
Oct. 22, '80 W 3-0 Milwaukee  
Oct. 21, '81 W 7-0 Chicago, Ill.  
Sept. 4, '83 W 5-3 St. Louis, Mo.  
Oct. 29, '84 W 5-1 Milwaukee  
Nov. 6, '85 W 4-3 Chicago, Ill.  
Nov. 8, '86 W 3-0 Milwaukee  
Sept. 8, '89 W 3-0 Chicago, Ill.  
Oct. 11, '89 W 4-0 Milwaukee  
Sept. 9, '90 W 2-0 Chicago, Ill.  
Nov. 1, '90 W 3-0 St. Louis, Mo.  
Aug. 25, '06 W 2-1 Chicago, Ill.

**Loyola Marymount** **0-0-1**  
Sept. 2, '06 L 0-0 Los Angeles

**Marshall** **0-1**  
Sept. 12, '97 L 1-2<sup>OT</sup> Columbus, Ohio

**Maryknoll** **1-1**  
Nov. 20, '65 L 1-2 Milwaukee  
Nov. 19, '66 W 4-0 Glen Elyn, Ill.

**Memphis** **11-6-1**  
Sept. 17, '88 W 3-0 Bowl. Grn., Ky.  
Sept. 22, '91 L 0-1 Memphis, Tenn.  
Sept. 27, '92 L 0-1<sup>OT</sup> Milwaukee  
Sept. 26, '93 T 1-1<sup>OT</sup> Memphis, Tenn.  
Nov. 6, '93 L 1-2 Memphis, Tenn.  
Sept. 18, '94 W 1-0 Milwaukee  
Sept. 20, '95 W 4-1 Milwaukee  
Oct. 4, '96 W 2-0 Memphis, Tenn.  
Oct. 26, '97 W 4-3<sup>OT</sup> Memphis, Tenn.  
Sept. 27, '98 W 1-0 Milwaukee  
Nov. 13, '98 L 0-3 Tampa, Fla.  
Oct. 1, '99 W 1-0 Milwaukee  
Oct. 21, '00 L 0-1 Memphis, Tenn.  
Oct. 14, '01 W 2-1 Milwaukee



# SERIES HISTORIES

Oct. 30, '02	W	2-1	Memphis, Tenn.	Sept. 29, '91	W	1-0	Milwaukee
Oct. 4, '03	W	3-2	Milwaukee	Nov. 7, '94	W	2-1	Milwaukee
Oct. 2, '04	L	1-3	Memphis, Tenn.	Nov. 5, '95	W	2-1	Evanston, Ill.

<b>Michigan State</b> <b>0-2</b>				<b>Notre Dame</b> <b>6-10-3</b>			
Oct. 23, '65	L	0-9	E. Lansing, Mich.	Nov. 15, '64	T	3-3 <sup>OT</sup>	Notre Dame, Ind.
Oct. 22, '66	L	0-7	Milwaukee	Oct. 3, '70	T	1-1 <sup>OT</sup>	Milwaukee

<b>Minnesota</b> <b>2-2</b>				<b>Oakland</b> <b>2-6</b>			
Oct. 26, '80	L	2-3	Minneapolis, Minn.	Oct. 19, '79	W	3-1	Milwaukee
Oct. 24, '81	W	1-0	Milwaukee	Sept. 5, '98	L	0-1	Milwaukee

<b>Northern Illinois</b> <b>12-8-2</b>				<b>Ohio State</b> <b>2-1</b>			
Oct. 1, '66	W	2-0	Milwaukee	Nov. 2, '94	W	5-1	Milwaukee
Sept. 30, '67	L	0-1	DeKalb, Ill.	Sept. 14, '97	W	1-0 <sup>OT</sup>	Columbus, Ohio

<b>Northwestern</b> <b>16-4-1</b>				<b>Penn</b> <b>0-0-1</b>			
Oct. 16, '64	W	4-2	Milwaukee	Sept. 5, '08	T	0-0 <sup>OT</sup>	Milwaukee
Oct. 30, '65	W	4-2	Evanston, Ill.	<b>Penn State</b> <b>2-0</b>			

<b>Pittsburgh</b> <b>0-4</b>				<b>Saint Louis</b> <b>3-20-1</b>			
Oct. 8, '05	L	0-1	Milwaukee	Oct. 10, '64	L	1-10	Milwaukee
Oct. 1, '06	L	0-3	Indianola, Pa.	Nov. 13, '65	L	0-10	St. Louis, Mo.

<b>Portland</b> <b>0-2-1</b>				<b>Santa Clara</b> <b>1-0</b>			
Oct. 29, '97	T	1-1 <sup>OT</sup>	Seattle, Wash.	Sept. 22, '01	W	1-0	Santa Clara, Calif.
Sept. 4, '99	L	0-7	Portland, Ore.	<b>Seton Hall</b> <b>0-3-1</b>			

<b>Providence</b> <b>0-3</b>				<b>SIU-Edwardsville</b> <b>1-3-1</b>			
Sept. 23, '06	L	0-1	Milwaukee	Sept. 30, '84	T	2-2	Edwardsville, Ill.
Oct. 13, '07	L	0-2	Providence, R.I.	Sept. 9, '87	L	2-4	Milwaukee

<b>Purdue</b> <b>2-1-2</b>				<b>Southern Indiana</b> <b>1-0</b>			
Oct. 28, '67	T	1-1 <sup>OT</sup>	W. Lafayette, Ind.	Nov. 4, '94	W	2-1 <sup>OT</sup>	Milwaukee
Oct. 26, '68	L	1-2	Milwaukee	<b>Stanford</b> <b>0-1</b>			

<b>Quincy</b> <b>2-1-1</b>				<b>Saint Norbert</b> <b>13-2</b>			
Sept. 28, '85	W	2-1	Milwaukee	Oct. 12, '68	W	4-0	Milwaukee
Sept. 12, '87	T	1-1 <sup>OT</sup>	Milwaukee	Oct. 11, '69	L	3-4	DePere, Wis.

<b>Regis</b> <b>1-0</b>				<b>Saint Scholastica</b> <b>1-0</b>			
Oct. 15, '88	W	2-1	Milwaukee	Sept. 4, '82	W	7-0	Milwaukee
Oct. 24, '93	W	0-3	Milwaukee	<b>San Diego State</b> <b>0-0-1</b>			

<b>Ripon</b> <b>11-0</b>				<b>San Francisco</b> <b>1-1</b>			
Sept. 23, '67	W	4-0	Milwaukee	Sept. 13, '91	L	1-2	San Francisco, Calif.
Sept. 20, '69	W	3-1	Milwaukee	Sept. 20, '01	W	3-2 <sup>OT</sup>	Santa Clara, Calif.

<b>Rutgers</b> <b>0-1</b>				<b>Saint Scholastica</b> <b>1-0</b>			
Sept. 27, '07	L	0-1	Piscataway, N.J.	<b>Saint Scholastica</b> <b>1-0</b>			
<b>St. Francis (Pa.)</b> <b>1-0</b>				<b>Saint Scholastica</b> <b>1-0</b>			

<b>St. John's</b> <b>0-2</b>				<b>Saint Scholastica</b> <b>1-0</b>			
Sept. 18, '05	L	0-1	Queens, N.Y.	<b>Saint Scholastica</b> <b>1-0</b>			
Sept. 21, '08	L	0-1 <sup>OT</sup>	Milwaukee	<b>Saint Scholastica</b> <b>1-0</b>			



Marquette's rivalry with Notre Dame kicked off with the teams' first meeting in 1964.



Marquette has posted eight victories over Louisville.

<b>Providence</b> <b>0-3</b>				<b>Saint Scholastica</b> <b>1-0</b>			
Sept. 23, '06	L	0-1	Milwaukee	<b>Saint Scholastica</b> <b>1-0</b>			
Oct. 13, '07	L	0-2	Providence, R.I.	<b>Saint Scholastica</b> <b>1-0</b>			

# SERIES HISTORIES



Marquette has played in-state rival the Univ. of Wisconsin a total of 46 times, and every year since 1990.

UCLA		0-1	
Sept. 14, '83	L 0-3	Milwaukee	

UIC		4-3-1	
Oct. 24, '64	T 1-1	Chicago, Ill.	
Oct. 16, '65	W 3-2	Milwaukee	
Nov. 9, '83	W 3-2	Chicago, Ill.	
Sept. 1, '84	W 3-1	Milwaukee	
Sept. 3, '03	L 0-3	Chicago, Ill.	
Sept. 22, '04	W 2-0	Milwaukee	
Sept. 2, '07	L 1-3	Chicago, Ill.	
Oct. 2, '08	L 0-1	Milwaukee	

UMKC		2-2	
Sept. 1, '97	W 2-0	Milwaukee	
Sept. 8, '98	W 3-0	Kansas City, Mo.	
Nov. 1, '99	L 0-1	Milwaukee	
Sept. 27, '00	L 1-3	Kansas City, Mo.	

UNLV		0-1	
Sept. 8, '95	L 0-1	Las Vegas, Nev.	

USF		5-8	
Oct. 29, '95	L 1-2	Milwaukee	
Oct. 16, '96	L 2-3	Tampa, Fla.	
Nov. 17, '96	L 1-2	Tampa, Fla.	
Oct. 15, '97	L 0-3	Tampa, Fla.	
Oct. 14, '98	L 0-6	Milwaukee	
Oct. 23, '99	W 3-1	Milwaukee	
Sept. 9, '00	W 4-1	Tampa, Fla.	
Nov. 7, '01	L 0-1	Tampa, Fla.	
Nov. 15, '01	W 2-1	Tampa, Fla.	
Oct. 12, '02	L 0-1	Milwaukee	
Sept. 19, '03	W 2-1	Milwaukee	
Oct. 23, '04	W 1-0	Tampa, Fla.	
Sept. 10, '06	L 1-2	Milwaukee	

Valparaiso		5-0	
Oct. 4, '92	W 6-0	Milwaukee	
Sept. 4, '93	W 7-0	Valparaiso, Ind.	
Sept. 3, '94	W 6-0	Milwaukee	
Oct. 8, '00	W 2-1 <sup>OT</sup>	Valparaiso, Ind.	
Sept. 7, '01	W 4-0	Milwaukee	

Vermont		0-1	
Sept. 1, '90	L 1-3	Madison, Wis.	

Villanova		0-1	
Sept. 21, '07	L 0-1	Villanova, Pa.	

Virginia		0-1	
Oct. 3, '81	L 0-2	Akron, Ohio	

Washington		2-4	
Sept. 25, '94	W 2-0	Evansville, Ind.	
Sept. 20, '96	L 0-3	Milwaukee	
Sept. 26, '97	W 2-1	Seattle, Wash.	
Sept. 6, '99	L 0-1	Portland, Ore.	
Sept. 27, '02	L 2-3	Seattle, Wash.	
Sept. 21, '03	L 1-2	Milwaukee	

West Virginia		0-3-1	
Oct. 29, '05	L 1-3	Milwaukee	
Oct. 7, '06	L 0-4	Morgantown, W.Va.	
Oct. 24, '07	T 0-0 <sup>2OT</sup>	Milwaukee	
Oct. 29, '08	L 0-2	Morgantown, W.Va.	

Western Illinois		5-5	
Sept. 12, '81	L 0-4	Macomb, Ill.	
Sept. 12, '82	L 0-1	Milwaukee	
Sept. 10, '83	L 0-1	Macomb, Ill.	
Sept. 8, '84	W 2-0	Milwaukee	
Sept. 6, '85	L 0-4	Macomb, Ill.	
Oct. 10, '86	L 0-2	Milwaukee	
Sept. 11, '87	W 3-2	Milwaukee	
Sept. 4, '88	W 3-0	Milwaukee	
Sept. 9, '92	W 2-0	Milwaukee	
Sept. 8, '93	W 3-1	Macomb, Ill.	

Western Kentucky		4-1	
Sept. 20, '86	W 2-0	Milwaukee	
Sept. 19, '87	W 2-1	Milwaukee	
Aug. 31, '91	L 0-1	Madison, Wis.	
Sept. 18, '92	W 2-0	Bowl Green, Ky.	
Sept. 12, '93	W 5-3	Milwaukee	

Western Michigan		4-2	
Sept. 11, '85	W 4-2	Kalamazoo, Mich.	
Sept. 28, '86	W 3-1	Milwaukee	
Sept. 27, '87	L 1-2	Kalamazoo, Mich.	
Sept. 25, '88	W 4-1	Milwaukee	
Oct. 8, '89	W 1-0	Milwaukee	
Oct. 28, '90	L 1-4 <sup>OT</sup>	Kalamazoo, Mich.	

Wheaton		1-1-2	
Nov. 6, '65	T 0-0 <sup>OT</sup>	Milwaukee	
Nov. 12, '66	L 2-3	Wheaton, Ill.	
Oct. 27, '79	T 2-2 <sup>OT</sup>	Wheaton, Ill.	
Sept. 19, '81	W 1-0	Milwaukee	

Wisconsin		12-26-10	
Oct. 3, '64	W 3-0	Milwaukee	
Oct. 10, '65	T 2-2 <sup>OT</sup>	Milwaukee	
Oct. 8, '66	T 1-1 <sup>OT</sup>	Madison, Wis.	
Oct. 6, '67	T 2-2 <sup>OT</sup>	Milwaukee	
Nov. 11, '67	L 1-2	Madison, Wis.	
Oct. 5, '68	L 0-2	Madison, Wis.	
Nov. 9, '68	L 0-5	Milwaukee	
Nov. 8, '69	W 2-0	Madison, Wis.	
Nov. 7, '70	L 1-2	Milwaukee	
Nov. 6, '71	L 0-1	Madison, Wis.	
Nov. 4, '72	L 0-2	Milwaukee	
Nov. 3, '73	W 2-0	Madison, Wis.	
Nov. 2, '74	L 1-4	Madison, Wis.	
Nov. 1, '75	L 0-5	Madison, Wis.	
Sept. 18, '76	L 1-3	Milwaukee	
Oct. 30, '76	L 1-3	Milwaukee	
Oct. 29, '77	L 0-1	Milwaukee	
Oct. 28, '78	W 1-0	Milwaukee	
Nov. 3, '79	L 1-2	Madison, Wis.	
Nov. 1, '80	W 2-0	Milwaukee	

Oct. 30, '81	L 1-5	Madison, Wis.
Oct. 27, '82	T 1-1 <sup>OT</sup>	Milwaukee
Oct. 11, '83	T 1-1 <sup>OT</sup>	Milwaukee
Oct. 17, '84	W 5-3	Madison, Wis.
Oct. 6, '85	L 1-2	Madison, Wis.
Sept. 17, '86	W 3-2	Madison, Wis.
Sept. 23, '87	L 1-3	Madison, Wis.
Oct. 14, '89	L 2-3 <sup>OT</sup>	Milwaukee
Sept. 1, '88	L 1-2	Milwaukee
Oct. 13, '90	L 0-3	Milwaukee
Aug. 24, '91	W 6-3 <sup>OT</sup>	Wis.-Milwaukee
Oct. 23, '92	L 1-2	Madison, Wis.
Oct. 26, '93	L 0-1	Madison, Wis.
Oct. 23, '94	L 1-4	Milwaukee
Oct. 22, '95	T 1-1 <sup>OT</sup>	Madison, Wis.
Oct. 25, '96	W 3-2 <sup>OT</sup>	Milwaukee
Oct. 30, '97	W 1-0 <sup>OT</sup>	Madison, Wis.
Oct. 22, '98	T 0-0 <sup>OT</sup>	Milwaukee
Oct. 6, '99	W 2-1	Madison, Wis.
Sept. 29, '00	T 0-0 <sup>OT</sup>	Milwaukee
Sept. 28, '01	T 2-2 <sup>OT</sup>	Madison, Wis.
Nov. 9, '02	W 3-0	Milwaukee
Oct. 15, '03	L 1-2	Madison, Wis.
Nov. 3, '04	L 3-5	Milwaukee
Oct. 19, '05	L 0-3	Madison, Wis.
Oct. 11, '06	L 0-1	Milwaukee
Oct. 17, '07	T 1-1 <sup>OT</sup>	Madison, Wis.
Oct. 15, '08	L 0-1 <sup>OT</sup>	Milwaukee

Green Bay		13-21-4	
Nov. 11, '70	L 0-2	Milwaukee	
Nov. 13, '71	L 1-3	Green Bay, Wis.	
Oct. 4, '72	L 0-1	Green Bay, Wis.	
Oct. 17, '73	L 0-7	Green Bay, Wis.	
Oct. 2, '74	L 0-1	Milwaukee	
Oct. 1, '75	L 0-10	Green Bay, Wis.	
Oct. 6, '76	L 0-4	Milwaukee	
Oct. 26, '77	L 2-3	Green Bay, Wis.	
Oct. 25, '78	L 2-3	Milwaukee	
Oct. 10, '79	L 1-5	Green Bay, Wis.	
Oct. 8, '80	L 2-4	Milwaukee	
Oct. 7, '82	L 0-3	Green Bay, Wis.	
Oct. 6, '83	L 2-6	Milwaukee	
Oct. 1, '83	L 1-2	Green Bay, Wis.	
Oct. 3, '84	W 2-1	Milwaukee	
Oct. 2, '85	W 2-1	Green Bay, Wis.	
Oct. 1, '86	T 1-1 <sup>OT</sup>	Milwaukee	
Sept. 30, '87	L 1-4	Green Bay, Wis.	
Sept. 28, '88	T 0-0 <sup>OT</sup>	Milwaukee	
Sept. 27, '89	L 1-3	Green Bay, Wis.	
Oct. 24, '90	W 2-0	Milwaukee	
Aug. 25, '91	W 1-0	Wis.-Milwaukee	
Sept. 23, '92	L 0-1	Green Bay, Wis.	
Oct. 22, '93	W 1-0 <sup>OT</sup>	Milwaukee	
Oct. 7, '94	W 2-1	Green Bay, Wis.	
Sept. 27, '95	T 1-1 <sup>OT</sup>	Milwaukee	
Oct. 8, '96	W 3-0	Green Bay, Wis.	
Sept. 10, '97	L 1-2 <sup>OT</sup>	Milwaukee	
Sept. 15, '98	L 0-3	Green Bay, Wis.	
Sept. 8, '99	L 1-2 <sup>OT</sup>	Milwaukee	

Oct. 10, '00	W 3-1	Green Bay, Wis.
Oct. 31, '01	W 5-0	Milwaukee
Oct. 5, '02	W 3-0	Green Bay, Wis.
Oct. 25, '03	W 4-1	Milwaukee
Oct. 6, '04	W 3-1	Green Bay, Wis.
Oct. 12, '05	W 2-1	Milwaukee
Sept. 6, '06	L 0-2	Green Bay, Wis.
Sept. 9, '07	T 1-1 <sup>2OT</sup>	Milwaukee

Wis.-Milwaukee		8-25-3	
Sept. 22, '73	L 1-4	Marquette	
Sept. 21, '74	L 1-2	Marquette	
Sept. 24, '75	L 0-2	Wis.-Milwaukee	
Sept. 17, '76	L 0-2	Wis.-Milwaukee	
Sept. 7, '77	L 0-9	Marquette	
Oct. 4, '78	L 0-1	Wis.-Milwaukee	
Sept. 19, '79	L 0-1	Marquette	
Sept. 13, '80	L 1-5	Wis.-Milwaukee	
Sept. 16, '81	L 0-1	Marquette	
Nov. 13, '82	W 3-0	Wis.-Milwaukee	
Nov. 12, '83	W 3-0	Marquette	
Nov. 10, '84	T 0-0 <sup>OT</sup>	Wis.-Milwaukee	
Nov. 11, '85	L 2-4	Marquette	
Oct. 26, '86	L 0-2	Wis.-Milwaukee	
Oct. 25, '87	L 1-2	Marquette	
Oct. 23, '88	L 0-1	Wis.-Milwaukee	
Oct. 22, '89	L 1-2 <sup>OT</sup>	Wis.-Milwaukee	
Oct. 21, '90	L 1-3	Marquette	
Sept. 11, '91	L 1-2 <sup>OT</sup>	Marquette	
Sept. 29, '92	L 0-2	Wis.-Milwaukee	
Sept. 28, '93	W 2-0	Marquette	
Oct. 4, '94	L 0-2 <sup>OT</sup>	Wis.-Milwaukee	
Sept. 15, '95	L 1-2	Marquette	
Oct. 20, '96	L 1-2	Wis.-Milwaukee	
Oct. 7, '97	T 0-0 <sup>OT</sup>	Marquette	
Sept. 30, '98	W 1-0	Marquette	
Sept. 15, '99	W 3-2 <sup>OT</sup>	Wis.-Milwaukee	
Sept. 1, '00	W 5-1	Wis.-Milwaukee	
Oct. 3, '01	L 1-2	Marquette	
Oct. 22, '02	L 0-2	Wis.-Milwaukee	
Oct. 29, '03	W 2-1	Marquette	
Oct. 26, '04	L 1-3	Wis.-Milwaukee	
Oct. 31, '05	L 0-4	Marquette	
Sept. 13, '06	L 2-3	Wis.-Milwaukee	
Oct. 31, '07	T 1-2 <sup>OT</sup>	Marquette	
Oct. 22, '08	W 2-0	Wis.-Milwaukee	

Wis.-Parkside		6-9-3	
Oct. 21, '71	L 1-6	Milwaukee	
Oct. 21, '72	L 1-3	Kenosha, Wis.	
Oct. 24, '73	W 4-1	Milwaukee	
Oct. 23, '74	L 0-3	Kenosha, Wis.	
Oct. 18, '75	T 1-1 <sup>OT</sup>	Milwaukee	
Oct. 16, '76	L 2-3	Kenosha, Wis.	
Oct. 15, '77	L 2-4	Milwaukee	
Oct. 14, '78	W 3-1	Kenosha, Wis.	
Oct. 12, '79	W 6-0	Milwaukee	
Oct. 10, '80	L 0-1	Kenosha, Wis.	
Sept. 28, '81	W 1-0	Milwaukee	
Oct. 8, '82	L 0-1	Kenosha, Wis.	
Oct. 5, '83	L 1-3	Kenosha, Wis.	

Oct. 20, '84	T 1-1 <sup>OT</sup>	Milwaukee
Oct. 15, '85	W 3-1	Kenosha, Wis.
Sept. 1, '86	W 4-0	Milwaukee
Nov. 1, '87	L 0-2	Milwaukee
Nov. 2, '88	T 0-0 <sup>OT</sup>	Kenosha, Wis.

Wis.-Platteville		9-5-2	
Sept. 26, '64	W 8-1	Milwaukee	
Oct. 16, '66	T 3-3 <sup>OT</sup>	Platteville, Wis.	
Nov. 4, '67	W 5-1	Platteville, Wis.	
Nov. 2, '68	W 3-2	Platteville, Wis.	
Nov. 1, '69	W 6-1	Milwaukee	
Oct. 31, '70	L 0-1	Platteville, Wis.	
Oct. 30, '71	L 0-4	Milwaukee	
Oct. 28, '72	L 0-2	Platteville, Wis.	
Oct. 27, '73	W 1-0	Milwaukee	
Oct. 26, '74	T 1-1 <sup>OT</sup>	Platteville, Wis.	
Oct. 25, '75	L 0-1	Milwaukee	
Oct. 23, '76	L 1-2	Platteville, Wis.	
Oct. 22, '77	W 8-0	Milwaukee	
Oct. 21, '78	W 3-0	Platteville, Wis.	
Oct. 30, '79	W 7-0	Milwaukee	
Oct. 1, '80	W 4-0	Platteville, Wis.	

Wis.-Stevens Point		8-1	
Sept. 30, '72	W 2-0	Milwaukee	
Sept. 29, '73	W 3-1	Stevens Pt., Wis.	
Sept. 28, '74	W 2-1	Milwaukee	
Sept. 27, '75	L 0-3	Stevens Pt., Wis.	



# YEAR-BY-YEAR RESULTS

## 1964 (5-1-2)

**Coach:** Barry Fagin

**Top Scorer:** Ed Nomo Ongolo (17 goals)

Sept. 19	Illinois	W	6-2
Sept. 26	Wis.-Platteville	W	8-1
Oct. 3	Wisconsin	W	3-0
Oct. 10	Saint Louis	L	1-10
Oct. 16	Northwestern	W	4-2
Oct. 24	at Ill.-Chicago	T	1-1
Nov. 7	Lawrence	W	7-1
Nov. 15	at Notre Dame	T	3-3

## 1965 (2-4-2)

**Coach:** Charles Nader

**Top Scorer:** Ghobi Tabrizi, Ed Nomo-Ongolo (3 goals)

Oct. 10	Wisconsin	T	2-2
Oct. 16	Ill.-Chicago	W	3-2
Oct. 23	at Michigan State	L	0-9
Oct. 30	at Northwestern	W	4-2
Nov. 4	at Lawrence	L	1-2
Nov. 6	Wheaton	T	0-0
Nov. 13	at Saint Louis	L	0-10
Nov. 20	Maryknoll	L	1-2

## 1966 (3-3-3)

**Coach:** Charles Nader

**Top Scorer:** Helmut Bolk (8 goals)

Oct. 1	Northern Illinois	W	2-0
Oct. 8	at Wisconsin	T	1-1
Oct. 14	Northwestern	L	2-3
Oct. 16	at Wis.-Platteville	T	3-3
Oct. 22	Michigan State	L	0-7
Oct. 29	at Purdue	T	1-1
Nov. 5	Lawrence	W	5-1
Nov. 12	at Wheaton	L	2-3
Nov. 19	at Maryknoll	W	4-0

## 1967 (5-2-2)

**Coach:** Charles Nader

**Top Scorer:** Dennis Ward (10 goals)

Sept. 23	Ripon	W	4-0
Sept. 30	at Northern Illinois	L	0-1
Oct. 6	Wisconsin	T	2-2
Oct. 14	at Northwestern	W	2-0
Oct. 21	at Carthage	W	3-0
Oct. 28	Purdue	T	1-1
Nov. 3	at Lawrence	W	3-0
Nov. 4	Wis.-Platteville	W	5-1
Nov. 11	at Wisconsin	L	1-2

## 1968 (3-5-1)

**Coach:** Charles Nader

**Top Scorer:** Carl Zahner (5 goals)

Sept. 21	at Ripon	W	2-1
Sept. 28	Northern Illinois	L	0-3
Oct. 5	at Wisconsin	L	0-2
Oct. 12	St. Norbert	W	4-0
Oct. 19	at Loyola (Ill.)	T	2-2
Oct. 26	at Purdue	L	1-2
Nov. 1	Lawrence	L	1-2
Nov. 2	at Wis.-Platteville	W	3-2
Nov. 9	Wisconsin	L	0-5

## 1969 (5-2-1)

**Coach:** Charles Nader

**Top Scorer:** Dennis Ward (10 goals)

Sept. 20	Ripon	W	3-1
Sept. 27	at Northern Illinois	L	0-5
Oct. 4	Carthage	W	9-0
Oct. 11	at St. Norbert	L	3-4
Oct. 18	Loyola (Ill.)	W	2-1
Oct. 25	at Lawrence	T	3-3
Nov. 1	Wis.-Platteville	W	6-1
Nov. 8	at Wisconsin	W	2-0

## 1970 (3-5-1)

**Coach:** Charles Nader

**Top Scorer:** Steve Deters (5 goals)

Sept. 19	at Ripon	W	2-1
Sept. 23	Northern Illinois	L	1-7
Oct. 3	Notre Dame	T	1-1
Oct. 10	at St. Norbert	W	4-1
Oct. 17	Lawrence	L	1-3
Oct. 24	at Carthage	W	7-1
Oct. 31	at Wis.-Platteville	L	0-1
Nov. 7	Wisconsin	L	1-2
Nov. 11	Wis.-Green Bay	L	0-2

## 1971 (3-6)

**Coach:** Charles Nader

**Top Scorer:** Tom Sweeney (4 goals)

Sept. 18	Ripon	W	3-0
Sept. 25	at Northern Illinois	L	0-6
Oct. 2	at Notre Dame	W	1-0
Oct. 9	at St. Norbert	W	5-0
Oct. 16	at Lawrence	L	0-1
Oct. 21	Wis.-Parkside	L	1-6
Oct. 30	Wis.-Platteville	L	0-4
Nov. 6	at Wisconsin	L	0-1
Nov. 13	at Wis.-Green Bay	L	1-3

## 1972 (3-4-2)

**Coach:** Charles Nader

**Top Scorer:** Brian Sayers (7 goals)

Sept. 16	at Ripon	W	3-1
Sept. 23	Northern Illinois	T	0-0
Sept. 30	Wis.-Stevens Point	W	2-0
Oct. 4	Wis.-Green Bay	L	0-1
Oct. 7	St. Norbert	W	5-0
Oct. 14	Lawrence	T	0-0
Oct. 21	at Wis.-Parkside	L	1-3
Oct. 28	at Wis.-Platteville	L	0-2
Nov. 4	Wisconsin	L	0-2

## 1973 (6-2-1)

**Coach:** Charles Nader

**Top Scorer:** Brian Sayers (14 goals)

Sept. 15	Ripon	W	5-1
Sept. 22	Wis.-Milwaukee	L	1-4
Sept. 29	at Wis.-Stevens Point	W	3-1
Oct. 6	St. Norbert	W	7-0
Oct. 13	at Lawrence	T	1-1
Oct. 17	at Wis.-Green Bay	L	0-7
Oct. 24	Wis.-Parkside	W	4-1



Marquette went 5-2-1 in the 1969 season.

Oct. 27	Wis.-Platteville	W	1-0
Nov. 3	at Wisconsin	W	2-0

## 1974 (3-4-2)

**Coach:** Charles Nader

**Top Scorer:** Brian Sayers (7 goals)

Sept. 14	at Ripon	W	5-2
Sept. 21	Wis.-Milwaukee	L	1-2
Sept. 28	Wis.-Stevens Point	W	2-1
Oct. 2	Wis.-Green Bay	L	0-1
Oct. 5	St. Norbert	W	8-1
Oct. 12	Lawrence	T	1-1
Oct. 23	at Wis.-Parkside	L	0-3
Oct. 26	at Wis.-Platteville	T	1-1
Nov. 2	Wisconsin	L	1-4

## 1975 (2-6-1)

**Coach:** Charles Nader

**Top Scorer:** Mike Bahanan, Kasali Olayiwola (2 goals)

Sept. 13	Ripon	W	3-1
Sept. 24	at Wis.-Milwaukee	L	0-2
Sept. 27	at Wis.-Stevens Point	L	0-3
Oct. 1	at Wis.-Green Bay	L	0-10
Oct. 3	at St. Norbert	W	3-2
Oct. 11	at Lawrence	L <sup>OT</sup>	0-2
Oct. 18	Wis.-Parkside	T <sup>OT</sup>	1-1
Oct. 25	Wis.-Platteville	L	0-1
Nov. 1	at Wisconsin	L	0-5

## 1976 (4-6)

**Coach:** Joe Born

**Top Scorer:** Hayden Knight (5 goals)

Sept. 11	Wis.-Whitewater	W	2-0
Sept. 17	at Wis.-Milwaukee	L	0-2
Sept. 18	vs Wisconsin	L	1-3
Sept. 25	Wis.-Stevens Point	W	2-0
Oct. 2	St. Norbert	W	2-0
Oct. 6	Wis.-Green Bay	L	0-4
Oct. 9	at Ripon	W	3-0
Oct. 16	at Wis.-Parkside	L	2-3
Oct. 23	at Wis.-Platteville	L	1-2
Oct. 30	Wisconsin	L	1-3

## 1977 (4-6)

**Coach:** Joe Born

**Top Scorer:** Hayden Knight (16 goals)

Sept. 7	Wis.-Milwaukee	L	0-9
Sept. 10	at Wis.-Whitewater	W	4-2
Sept. 24	at Wis.-Stevens Point	W	7-3
Oct. 1	at St. Norbert	L	1-2
Oct. 8	Ripon	W	fft.
Oct. 15	Wis.-Parkside	L	2-4
Oct. 19	at Lawrence	L	0-1
Oct. 22	Wis.-Platteville	W	8-0
Oct. 26	at Wis.-Green Bay	L	2-3
Oct. 29	Wisconsin	L	0-1

## 1978 (9-2)

**Coach:** Joe Born

**Top Scorer:** Hayden Knight (15 goals)

Sept. 9	Wis.-Whitewater	W	4-0
Sept. 16	at Illinois	W	5-2

Sept. 23	Wis.-Stevens Point	W	7-0
Sept. 30	St. Norbert	W	2-0
Oct. 4	at Wis.-Milwaukee	L	0-1
Oct. 5	Northwestern	W	6-0
Oct. 14	at Wis.-Parkside	W	3-1
Oct. 21	at Wis.-Platteville	W	3-0
Oct. 25	Wis.-Green Bay	L	2-3
Oct. 28	Wisconsin	W	1-0
Nov. 4	Lawrence	W	3-0

## 1979 (8-4-1)

**Coach:** Joe Born

**Top Scorer:** Hayden Knight (16 goals)

Sept. 8	at Wis.-Stevens Point	W	5-0
Sept. 16	Illinois	W	1-0
Sept. 19	Wis.-Milwaukee	L	0-1
Sept. 20	at Wis.-Whitewater	W	10-1
Sept. 29	at St. Norbert	W	5-0
Oct. 5	at Notre Dame	L	0-1
Oct. 10	at Wis.-Green Bay	L	1-5
Oct. 12	Wis.-Parkside	W	6-0
Oct. 19	Oakland	W	3-1
Oct. 27	at Wheaton	T	2-2
Oct. 30	Wis.-Platteville	W	7-0
Nov. 3	at Wisconsin	L	1-2
Nov. 17	at Indiana State	W	fft.

## 1980 (9-8)

**Coach:** Joe Born

**Top Scorer:** Rade Latinovich (8 goals)

Sept. 1	vs Saint Louis	L	1-2
Sept. 2	vs Akron	L	1-5
Sept. 6	Wis.-Stevens Point	W	fft.
Sept. 10	Wis.-Whitewater	W	2-0
Sept. 13	at Wis.-Milwaukee	L	1-5
Sept. 24	at Northern Illinois	L	0-3
Sept. 27	Purdue	W	fft.
Oct. 1	at Wis.-Platteville	W	4-0
Oct. 5	Notre Dame	W	4-2
Oct. 8	Wis.-Green Bay	L	2-4
Oct. 10	at Wis.-Parkside	L	0-1
Oct. 14	St. Norbert	W	1-0
Oct. 22	Loyola (Ill.)	W	3-0
Oct. 25	Lakehead	W	4-3
Oct. 26	at Minnesota	L	2-3
Nov. 1	Wisconsin	W	2-0
Nov. 9	Evansville	L	0-1

## 1981 (7-10-1)

**Coach:** Joe Born

**Top Scorer:** John Dueker (11 goals)

Sept. 9	at Wis.-Whitewater	W	4-0
Sept. 12	at Western Illinois	L	0-4
Sept. 16	at Wis.-Milwaukee	L	0-1
Sept. 19	Wheaton	W	1-0
Sept. 23	at St. Norbert	W	6-0
Sept. 26	Northern Illinois	W	1-0
Sept. 28	Wis.-Parkside	W	1-0
Oct. 3	vs Virginia	L	0-2
Oct. 4	vs Miami (Ohio)	L	0-5
Oct. 7	at Wis.-Green Bay	L	0-3
Oct. 9	at Notre Dame	L	0-1
Oct. 13	at Northwestern	T	1-1



Marquette played its first season in 1964.

# YEAR-BY-YEAR RESULTS

Oct. 18	Indiana	L	0-2
Oct. 21	at Loyola (Ill.)	W	7-0
Oct. 24	Minnesota	W	1-0
Oct. 30	at Wisconsin	L	1-5
Nov. 1	Cleveland State	L	2-5
Nov. 8	at Evansville	L	1-7

**1982 (5-10-1)**

**Coach:** Joe Born (through Oct. 1);  
Jerry Panek (Oct. 6 to end of season)

**Top Scorer:** Jose Itarte (9 goals)

Sept. 4	St. Scholastica	W	7-0
Sept. 10	at Indiana	L	0-4
Sept. 12	Western Illinois	L	0-1
Sept. 15	Wis.-Whitewater	W	6-2
Sept. 19	Evansville	L	1-4
Sept. 22	at St. Norbert	W	7-1
Oct. 1	at Minnesota	L	0-2
Oct. 6	Wis.-Green Bay	L	2-6
Oct. 8	at Wis.-Parkside	L	0-1
Oct. 17	Notre Dame	L	1-2
Oct. 27	Wisconsin	T	1-1
Oct. 30	DePaul	W	5-0
Oct. 31	at Cleveland State	L	2-3
Nov. 6	at Northwestern	L	0-1
Nov. 13	at Wis.-Milwaukee	W	3-0

**1983 (10-8-3)**

**Coach:** Jerry Panek

**Top Scorer:** Jose Itarte (14 goals)

Sept. 3	vs La.-Monroe	L	2-3
Sept. 4	vs Loyola (Ill.)	W	5-3
Sept. 10	at Western Illinois	L	0-1
Sept. 14	UCLA	L	0-3
Sept. 17	at Akron	L	0-4
Sept. 21	at DePaul	W	4-0
Sept. 25	at Evansville	T	1-1
Oct. 1	at Wis.-Green Bay	L	1-2
Oct. 5	at Wis.-Parkside	L	1-3
Oct. 8	Minnesota	W	2-1
Oct. 11	Wisconsin	T	1-1
Oct. 14	at Notre Dame	L	2-4
Oct. 21	vs Tulsa	W	1-0
Oct. 22	at Creighton	W	1-0
Oct. 24	at Colorado Coll.	L	0-2
Oct. 25	at Regis	W	5-3
Oct. 27	Northwestern	W	3-1
Oct. 29	Cleveland State	T	0-0
Nov. 3	at Wis.-Whitewater	W	8-0
Nov. 9	at Ill.-Chicago	W	3-2
Nov. 12	Wis.-Milwaukee	W	3

**1984 (14-2-4)**

**Coach:** Jerry Panek

**Top Scorer:** Jose Itarte (16 goals)

Sept. 1	Ill.-Chicago	W	3-1
Sept. 5	DePaul	W	5-0
Sept. 8	Western Illinois	W	2-0
Sept. 9	Creighton	W	4-0
Sept. 12	at Bowling Green	L	1-2
Sept. 16	Evansville	W	2-1



John Duker tallied 11 goals in 1981

Sept. 19	Lewis	W	6-0
Sept. 23	Akron	L	0-1
Sept. 28	at Northern Illinois	T	1-1
Sept. 30	at SIU-Edwardsville	T	2-2
Oct. 3	Wis.-Green Bay	W	2-1
Oct. 6	at Cleveland State	W	2-1
Oct. 14	Notre Dame	W	4-1
Oct. 17	at Wisconsin	W	5-3
Oct. 20	Wis.-Parkside	T	1-1
Oct. 26	at Northwestern	W	6-0
Oct. 29	Loyola (Ill.)	W	5-1
Oct. 30	at Carthage	W	8-0
Nov. 6	Wis.-Whitewater	W	10-0
Nov. 10	at Wis.-Milwaukee	T	0-0

**1985 (13-9)**

**Coach:** Jerry Panek

**Top Scorer:** Jose Itarte, Todd Fitch (13 goals)

Sept. 1	Illinois State	W	2-1
Sept. 6	at Western Illinois	L	0-4
Sept. 8	at DePaul	W	4-0
Sept. 11	at Western Mich.	W	4-2
Sept. 15	Dayton	W	5-0
Sept. 18	Northern Illinois	W	4-2
Sept. 21	Bowling Green	W <sup>OT</sup>	4-3
Sept. 24	at Evansville	L	1-3
Sept. 27	Purdue	W	8-2
Sept. 28	Quincy	W	2-1
Oct. 2	at Wis.-Green Bay	W	2-1
Oct. 6	Wisconsin	L	1-2
Oct. 9	at Notre Dame	W	5-3
Oct. 12	Saint Louis	L	1-4
Oct. 15	at Wis.-Parkside	W	3-1
Oct. 20	at Indiana	L	1-2
Oct. 26	Cleveland State	L	1-3
Oct. 27	Cincinnati	L	1-3
Oct. 30	Central Michigan	W	2-0
Nov. 2	at Akron	L	3-5
Nov. 6	at Loyola (Ill.)	W	4-3
Nov. 11	at Wis.-Milwaukee	L	2-4

**1986 (15-4-2)**

**Coach:** Jerry Panek

**Top Scorer:** Tom Comiskey (13 goals)

Aug. 30	Brigham Young	W	3-2
Sept. 1	Wis.-Parkside	W	4-0
Sept. 7	at Northern Illinois	W	1-0
Sept. 13	vs Evansville	L	0-1
Sept. 14	vs Boston Univ.	L	0-1
Sept. 17	at Wisconsin	W	3-2
Sept. 20	vs Western Ky.	W	2-0
Sept. 21	vs Dayton	W	5-0
Sept. 27	Northwestern	W	4-0
Sept. 28	Western Mich.	W	3-1
Oct. 1	at Wis.-Green Bay	T <sup>OT</sup>	1-1
Oct. 5	Notre Dame	W	2-1
Oct. 10	Western Illinois	L	0-2
Oct. 12	at Illinois State	W	2-1
Oct. 19	Indiana	T <sup>OT</sup>	2-2
Oct. 22	Central Michigan	W	5-2
Oct. 26	at Wis.-Milwaukee	L	0-2



Todd Fitch led MU to 14 wins in 1984.

Oct. 31	at Cleveland State	W	2-1
Nov. 2	at Bowling Green	W <sup>OT</sup>	1-0
Nov. 5	DePaul	W	7-1
Nov. 8	Loyola (Ill.)	W	3-0

**1987 (9-11-1)**

**Coach:** Jerry Panek

**Top Scorer:** Todd Fitch (8 goals)

Sept. 5	Cleveland State	W	1-0
Sept. 6	Dayton	W	1-0
Sept. 9	SIU-Edwardsville	L	2-4
Sept. 11	vs Western Illinois	W	3-2
Sept. 12	Quincy	T	1-1
Sept. 16	Northern Illinois	W	2-1
Sept. 19	Western Ky.	W	2-1
Sept. 23	at Wisconsin	L	1-3
Sept. 26	at Central Michigan	W	1-0
Sept. 27	at Western Mich.	L	1-2
Sept. 30	at Wis.-Green Bay	L	1-4
Oct. 4	Akron	L	0-1
Oct. 9	at Indiana	L	0-7
Oct. 11	at Evansville	L	1-5
Oct. 18	Bowling Green	W	3-1
Oct. 25	Wis.-Milwaukee	L	1-2
Oct. 28	at Northwestern	L	0-1
Oct. 31	Xavier (Ohio)	W	3-1
Nov. 1	Wis.-Parkside	L	0-2
Nov. 6	at Notre Dame	L	1-3
Nov. 7	at DePaul	W	2-0

**1988 (7-9-4)**

**Coach:** Jerry Panek

**Top Scorers:** Paul Jakubczak, Kevin Wasco (6 goals)

Sept. 1	Wisconsin	L	1-2
Sept. 4	Western Illinois	W	3-0
Sept. 9	at Cleveland State	L	1-2
Sept. 11	at Cincinnati	L	2-4
Sept. 16	vs SIU-Edwardsville	L	2-4
Sept. 17	vs Memphis	W	3-0
Sept. 21	at Northern Illinois	W	2-0
Sept. 24	Central Michigan	W	2-1
Sept. 25	Western Mich.	W	4-1
Sept. 28	Wis.-Green Bay	T	0-0
Oct. 1	Drake	T	0-0
Oct. 8	Indiana	L	0-1
Oct. 9	Evansville	L	0-2
Oct. 15	Quincy	W	2-1
Oct. 16	Northwestern	L	0-3
Oct. 23	at Wis.-Milwaukee	L	0-1
Oct. 28	at Akron	T	4-4
Oct. 30	at Bowling Green	L	0-1
Nov. 2	at Wis.-Parkside	T	0-0
Nov. 5	DePaul	W	2-1

**1989 (8-8-4)**

**Coach:** Jerry Panek

**Top Scorer:** Mark Dillon (12 goals)

Sept. 2	vs Syracuse	L	0-3
Sept. 3	at Illinois State	W	1-0

Sept. 8	at Loyola (Ill.)*	W	3-0
Sept. 10	at DePaul	W	5-1
Sept. 15	Cleveland State	T <sup>OT</sup>	0-0
Sept. 17	Notre Dame*	L	0-1
Sept. 20	at Northwestern	W	2-1
Sept. 22	Detroit*	W	2-0
Sept. 24	at Notre Dame*	T <sup>OT</sup>	2-2
Sept. 27	at Wis.-Green Bay	L	1-3
Sept. 30	Bowling Green	T <sup>OT</sup>	1-1
Oct. 6	at Indiana	L	1-3
Oct. 8	Western Mich.	W	1-0
Oct. 11	Loyola (Ill.)*	W	4-0
Oct. 14	Wisconsin	L <sup>OT</sup>	2-3
Oct. 15	Northern Illinois	L <sup>OT</sup>	0-1
Oct. 22	at Wis.-Milwaukee	L <sup>OT</sup>	1-2
Oct. 27	at Akron	T	1-1
Oct. 29	at Detroit*	W	2-1
Nov. 2	vs Dayton*	L	1-2

**1990 (11-9-1)**

**Coach:** Jerry Panek

**Top Scorer:** Jay Spatzek (9 goals)

Sept. 1	vs Vermont	L	1-3
Sept. 3	vs Central Michigan	W	3-1
Sept. 7	Akron	L	3-5
Sept. 9	at Loyola (Ill.)*	W	2-0
Sept. 15	at Dayton*	T	2-2
Sept. 16	at Xavier (Ohio)*	W	5-1
Sept. 21	at Saint Louis*	L	0-1
Sept. 23	Notre Dame*	W	4-0
Sept. 29	at Bowling Green	W	1-0
Sept. 30	Butler*	W	2-1
Oct. 3	at Northern Illinois	W	3-1
Oct. 6	Indiana	L	1-2
Oct. 7	DePaul	W	5-0
Oct. 13	Wisconsin	L	0-3
Oct. 14	Evansville	L	0-2
Oct. 21	Wis.-Milwaukee	L	1-3
Oct. 24	Wis.-Green Bay	W	2-0
Oct. 27	at Detroit*	W	5-1
Oct. 28	at West. Michigan	L <sup>OT</sup>	1-4
Nov. 1	vs Loyola (Ill.) #	W	3-1
Nov. 2	at Saint Louis #	L	0-2

**1991 (8-14)**

**Coach:** Jerry Panek

**Top Scorer:** Adam Ithier (10 goals)

Aug. 24	vs Wisconsin	W <sup>OT</sup>	6-3
Aug. 25	vs Wis.-Green Bay	W	1-0
Aug. 31	vs Western Kentucky	L	0-1
Sept. 1	vs Illinois State	W	4-3
Sept. 7	at Akron	L	0-3
Sept. 8	vs Cleveland State	W	1-0
Sept. 11	Wis.-Milwaukee	L <sup>OT</sup>	1-2
Sept. 13	at San Francisco	L	1-2
Sept. 15	vs Stanford	L	2-3
Sept. 22	at Memphis *	L	0-1



# YEAR-BY-YEAR RESULTS



Mark Dillon scored 12 goals in 1989.

Sept. 28	Bowling Green	L <sup>OT</sup>	0-1
Sept. 29	Northwestern	W	1-0
Oct. 6	Cincinnati*	L	3-4
Oct. 10	UAB*	W	7-0
Oct. 12	Central Michigan	L	1-2
Oct. 13	Saint Louis*	L <sup>OT</sup>	1-2
Oct. 20	at Evansville	L	1-4
Oct. 23	at DePaul*	W	6-2
Oct. 27	at Indiana	L	2-4
Nov. 3	at Connecticut	L	2-4
Nov. 8	vs DePaul#	W	2-1
Nov. 9	at Saint Louis#	L	0-5

\*GMC matches #GMC Tournament

## 1992 (7-12-1)

**Coach:** Steve Adlard  
**Top Scorer:** Steve Provan (7 goals)

Sept. 5	at SIU-Edwardsville	L	0-5
Sept. 9	Western Illinois	W	2-0
Sept. 12	at Creighton	L	1-6
Sept. 18	at Western Ky.	W	2-0
Sept. 20	vs Alabama A&M	L <sup>OT</sup>	1-2
Sept. 23	at Wis.-Green Bay	L	0-1
Sept. 26	UAB*	W	2-0
Sept. 27	Memphis*	L <sup>OT</sup>	0-1
Sept. 29	at Wis.-Milwaukee	L	0-2
Oct. 3	Central Michigan	L	1-3
Oct. 4	Valparaiso	W	6-0
Oct. 7	at Bowling Green	L	2-5
Oct. 10	Northern Illinois	W	2-1
Oct. 13	at Cleveland State	T <sup>OT</sup>	2-2
Oct. 16	vs Cincinnati*	W <sup>OT</sup>	2-1
Oct. 17	at Saint Louis*	L	0-3
Oct. 23	at Wisconsin	L	1-2
Oct. 27	at Butler	L	1-2
Oct. 31	at DePaul*	W <sup>OT</sup>	4-3
Nov. 6	vs UAB#	L	0-1

\*GMC matches #GMC Tournament

## 1993 (13-5-3)

**Coach:** Steve Adlard  
**Top Scorer:** Allen Stoltman (10 goals)

Sept. 4	at Valparaiso	W	7-0
Sept. 8	at Western Illinois	W	3-1
Sept. 12	Western Ky.	W	5-3
Sept. 15	at Northern Illinois	W <sup>OT</sup>	4-3
Sept. 17	at Bradley	W <sup>OT</sup>	4-2
Sept. 24	at UAB*	L	1-3
Sept. 26	at Memphis*	T <sup>OT</sup>	1-1
Sept. 28	Wis.-Milwaukee	W	2-0
Oct. 1	at Dayton*	T <sup>OT</sup>	1-1
Oct. 3	at Bowling Green	W	2-1
Oct. 8	Evansville	W	3-0
Oct. 10	SIU-Edwardsville	W <sup>OT</sup>	2-0
Oct. 15	Cincinnati*	T <sup>OT</sup>	0-0
Oct. 17	Saint Louis*	L	0-3
Oct. 22	Wis.-Green Bay	W <sup>OT</sup>	1-0
Oct. 24	Quincy	L	0-3
Oct. 26	at Wisconsin	L	0-1
Oct. 29	Cleveland State	W	1-0
Oct. 31	DePaul*	W	2-1
Nov. 5	vs Cincinnati#	W	1-0
Nov. 6	at Memphis#	L	1-2

\*GMC matches #GMC Tournament

## 1994 (16-6-1)

**Coach:** Steve Adlard  
**Top Scorer:** Kevin Berry (13 goals)

Sept. 3	Valparaiso	W	6-0
Sept. 10	at Saint Louis*	L	0-1
Sept. 13	at Cleveland State	W	2-0
Sept. 16	UAB*	W	4-0
Sept. 18	Memphis*	W	1-0
Sept. 23	vs Butler	W	4-1
Sept. 25	vs Washington	W	2-0
Sept. 30	at DePaul*	T <sup>OT</sup>	0-0
Oct. 2	Bowling Green	W	1-0
Oct. 4	at Wis.-Milwaukee	L <sup>OT</sup>	0-2
Oct. 7	at Wis.-Green Bay	W	2-1
Oct. 12	Northern Illinois	W <sup>OT</sup>	2-1
Oct. 14	at Dayton*	L	1-5
Oct. 16	at Cincinnati*	W	3-0
Oct. 23	Wisconsin	L	1-4
Oct. 28	vs James Madison	L <sup>OT</sup>	4-6
Oct. 30	vs Penn State	W	3-1
Nov. 2	Ohio State	W	5-1
Nov. 4	Southern Ind.	W <sup>OT</sup>	2-1
Nov. 7	Northwestern	W	2-1
Nov. 10	vs Cincinnati#	W	2-0
Nov. 11	vs Saint Louis#	W	1-0
Nov. 13	at UAB#	L <sup>OT</sup>	1-5

\*GMC matches #GMC Tournament

## 1995 (9-8-4)

**Coach:** Steve Adlard  
**Top Scorer:** Cory Butler (7 goals)

Sept. 2	Eastern Illinois	W	2-0
Sept. 8	at UNLV	L	0-1
Sept. 10	vs San Diego State	T <sup>OT</sup>	3-3
Sept. 15	Wis.-Milwaukee	L	1-2
Sept. 20	Memphis*	W	4-1
Sept. 24	at UAB*	L	1-2
Sept. 27	Wis.-Green Bay	T <sup>OT</sup>	1-1
Sept. 30	vs Akron	T <sup>OT</sup>	0-0
Oct. 1	at Bowling Green	L	0-3
Oct. 8	Creighton	L	0-3
Oct. 11	at Charlotte*	L <sup>OT</sup>	1-2
Oct. 13	at Louisville*	W	2-1
Oct. 15	at Cincinnati*	W	4-1
Oct. 20	Cleveland State	W	3-0
Oct. 22	at Wisconsin	T <sup>OT</sup>	1-1
Oct. 27	at Northern Illinois	W	1-0
Oct. 29	USF*	L	1-2
Nov. 1	Saint Louis*	W	1-0
Nov. 3	DePaul*	W	3-0
Nov. 5	at Northwestern	W	2-1
Nov. 9	vs Charlotte#	L	1-2

\*C-USA matches #C-USA Tournament

## 1996 (12-9-1)

**Coach:** Steve Adlard  
**Top Scorer:** Drew Watzka (14 goals)

Aug. 31	at Saint Louis*	L	0-5
Sept. 7	Cincinnati*	T <sup>OT</sup>	1-1
Sept. 14	vs Indiana (7)	L <sup>OT</sup>	2-3
Sept. 15	at IPFW	W	2-1
Sept. 20	Washington	L	0-3
Sept. 22	at DePaul*	W	4-2

Sept. 27	UAB*	W	2-0
Sept. 29	Louisville*	W	4-1
Oct. 1	Northwestern	W	2-1
Oct. 4	at Memphis*	W	2-0
Oct. 8	at Wis.-Green Bay	W	3-0
Oct. 11	at Creighton	W	2-1
Oct. 16	at USF*	L	2-3
Oct. 18	Charlotte*	L	1-5
Oct. 20	at Wis.-Milwaukee	L	1-2
Oct. 25	Wisconsin	W <sup>OT</sup>	3-2
Oct. 30	Northern Illinois	W	4-0
Nov. 3	at Eastern Illinois	L	2-3
Nov. 6	at Evansville	L <sup>OT</sup>	1-2
Nov. 12	at UAB#	W	2-0
Nov. 15	vs Cincinnati#	W	2-1
Nov. 17	at USF#	L	1-2

\*C-USA matches #C-USA Tournament

## 1997 (12-6-3) (NCAA Tourney)

**Coach:** Steve Adlard  
**Top Scorer:** Donny Mark (6 goals)

Sept. 1	UMKC	W	2-0
Sept. 4	at Northwestern	W	1-0
Sept. 10	Wis.-Green Bay	L <sup>OT</sup>	1-2
Sept. 12	vs Marshall	L <sup>OT</sup>	1-2
Sept. 14	at Ohio State	W <sup>OT</sup>	1-0
Sept. 19	Charlotte*	W	1-0
Sept. 21	UAB*	W	2-1
Sept. 26	at Washington	W	2-1
Sept. 28	vs Portland	T <sup>OT</sup>	1-1
Oct. 4	DePaul*	W	3-0
Oct. 7	Wis.-Milwaukee	T <sup>OT</sup>	0-0
Oct. 10	Louisville*	W	2-1
Oct. 12	Cincinnati*	W <sup>OT</sup>	2-1
Oct. 15	at USF*	L	0-3
Oct. 19	Akron	T <sup>OT</sup>	0-0
Oct. 24	at Saint Louis*	L	1-2
Oct. 26	at Memphis*	W <sup>OT</sup>	4-3
Oct. 30	at Wisconsin	W <sup>OT</sup>	1-0
Nov. 9	Cincinnati#	W <sup>OT</sup>	2-1
Nov. 14	vs Saint Louis#	L	0-2
Nov. 22	Bowling Green\$	L	0-1

\*C-USA matches #C-USA Tournament  
\$NCAA Tournament

## 1998 (9-11-1)

**Coach:** Steve Adlard  
**Top Scorer:** Steve Govin (5 goals)

Sept. 1	Wright State	W	1-0
Sept. 5	Oakland	L	0-1
Sept. 8	at UMKC	W	3-0
Sept. 12	at Akron	L	1-2
Sept. 15	at Wis.-Green Bay	L	0-3
Sept. 18	at Charlotte*	L	1-3
Sept. 20	at UAB*	L	1-2
Sept. 25	Saint Louis*	L <sup>OT</sup>	1-2
Sept. 27	Memphis*	W	1-0
Sept. 30	Wis.-Milwaukee	W	1-0
Oct. 3	Drake	W	2-0
Oct. 9	at Louisville*	W	2-0

Oct. 11	at Cincinnati*	L	1-2
Oct. 14	USF*	L	0-6
Oct. 22	Wisconsin	T <sup>OT</sup>	0-0
Oct. 25	at DePaul*	W	1-0
Oct. 30	at Florida Int'l	L	1-2
Nov. 1	vs Jacksonville	L	1-3
Nov. 4	Northwestern	W	2-0
Nov. 8	at UAB#	W <sup>OT</sup>	3-1
Nov. 13	vs Memphis#	L	0-3

\*C-USA matches #C-USA Tournament

## 1999 (10-9-0)

**Coach:** Steve Adlard  
**Top Scorer:** Marshall Morehead (13 goals)

Sept. 4	at Portland	L	0-7
Sept. 6	vs Washington	L	0-1
Sept. 8	Wis.-Green Bay	L <sup>OT</sup>	1-2
Sept. 12	at UAB*	L	1-2
Sept. 15	at Wis.-Milwaukee	W <sup>OT</sup>	3-2
Sept. 19	at Northwestern	W	3-0
Sept. 22	DePaul*	W	2-1
Sept. 24	at Drake	W	2-0
Sept. 26	at Louisville*	W	2-1
Oct. 1	Memphis*	W	1-0
Oct. 3	Creighton	W	1-0
Oct. 6	at Wisconsin	W	2-1
Oct. 10	at Charlotte*	L <sup>OT</sup>	1-2
Oct. 16	Cincinnati*	W <sup>OT</sup>	2-1
Oct. 20	at Oakland	L	0-3
Oct. 23	USF*	W	3-1
Oct. 27	at Saint Louis*	L <sup>OT</sup>	3-4
Nov. 1	UMKC	L	0-1
Nov. 11	vs Cincinnati#	L	1-2

\*C-USA matches #C-USA Tournament

## 2000 (10-7-2)

**Coach:** Steve Adlard  
**Top Scorer:** Marshall Morehead (10 goals)

Sept. 1	Wis.-Milwaukee	W	5-1
Sept. 4	at Evansville	W	1-0
Sept. 9	at USF*	W	4-1
Sept. 12	Northwestern	W	1-0
Sept. 15	Cal Poly	T <sup>OT</sup>	3-3
Sept. 19	Oakland	W <sup>OT</sup>	2-1
Sept. 22	vs Drake	W	3-2
Sept. 24	at Creighton (3)	W	3-1
Sept. 27	at UMKC	L	1-3
Sept. 29	Wisconsin	T <sup>OT</sup>	0-0
Oct. 1	Charlotte*	L	0-3
Oct. 4	Evansville	L	0-1
Oct. 8	Valparaiso	W <sup>OT</sup>	2-1
Oct. 10	at Wis.-Green Bay	W	3-1
Oct. 14	at Cincinnati*	L	0-1
Oct. 21	at Memphis*	L	0-1
Oct. 24	Saint Louis* (17)	L	0-1
Oct. 27	UAB	L <sup>OT</sup>	1-2
Nov. 1	DePaul	W <sup>OT</sup>	4-3

\*C-USA matches



Max Stoka led MU to its first NCAA tournament appearance in 1997.

# YEAR-BY-YEAR RESULTS



*Chris Lee scored a total of 24 goals in 2003 and 2004.*

## 2001 (12-8-1)

**Coach:** Steve Adlard

**Top Scorer:** Three players (7 goals)

Sept. 1	at Oakland	L	0-1
Sept. 3	DePaul *	W	4-0
Sept. 7	Valparaiso	W	4-0
Sept. 20	vs San Francisco	W <sup>OT</sup>	3-2
Sept. 22	at Santa Clara (23)	W	1-0
Sept. 26	at Wisconsin	T <sup>OT</sup>	2-2
Sept. 28	at UAB (9) *	L	1-2
Oct. 3	Wis.-Milwaukee	L	1-2
Oct. 6	at Louisville *	W	3-0
Oct. 11	East Carolina *	L	0-1
Oct. 14	Memphis *	W	2-1
Oct. 17	at Northwestern	W	3-0
Oct. 21	at Charlotte *	L	0-1
Oct. 26	at TCU *	W	1-0
Oct. 31	Wis.-Green Bay	W	5-0
Nov. 3	at Saint Louis (5) *	L	1-2
Nov. 7	at USF *	L	0-1
Nov. 11	Cincinnati *	W	3-1
Nov. 15	at USF #	W	2-1
Nov. 16	vs UAB (24) #	W	4-1
Nov. 17	vs Saint Louis (5) #	L	0-2

\*C-USA matches #C-USA Tournament

## 2002 (10-8-1)

**Coach:** Steve Adlard

**Top Scorer:** Derek Gutierrez, Eric Marshall (7 goals)

Sept. 4	at Evansville	L	1-2
Sept. 7	Saint Louis* (23)	W	1-0
Sept. 11	Oakland	L	0-1
Sept. 18	at Wright State	W	4-2
Sept. 22	at Cincinnati*	L	1-2
Sept. 27	at Washington	L	2-3
Sept. 29	vs Portland	L	0-3
Oct. 5	TCU *	W	4-1
Oct. 8	at Wis.-Green Bay	W	3-0
Oct. 12	USF*	L	0-1
Oct. 15	Louisville*	W	2-0
Oct. 19	Charlotte*	W	3-1
Oct. 22	at Wis.-Milwaukee	L	0-2
Oct. 27	UAB*	W <sup>OT</sup>	2-1
Oct. 30	at Memphis*	W	2-1
Nov. 3	at East Carolina *	T <sup>OT</sup>	0-0
Nov. 6	at DePaul *	W	3-0
Nov. 9	Wisconsin	W	3-0
Nov. 15	vs Cincinnati #	L <sup>OT</sup>	1-1

\*C-USA matches #C-USA Tournament

## 2003 (9-9-1)

**Coach:** Steve Adlard

**Top Scorer:** Chris Lee (14 goals)

Aug. 29	vs Denver	W	2-1
Aug. 31	at Air Force	L	0-7
Sept. 3	at UIC	L	0-3

Sept. 7	at Oakland	L	1-4
Sept. 10	DePaul*	W	4-1
Sept. 13	Evansville	W	1-0
Sept. 19	USF*	W	2-1
Sept. 21	Washington	L	1-2
Sept. 27	at UAB* (7)	L	2-3
Oct. 1	at Saint Louis* (7)	T <sup>OT</sup>	0-0
Oct. 4	Memphis*	W	3-2
Oct. 7	Wright State	W	2-1
Oct. 15	at Wisconsin	L	1-2
Oct. 18	East Carolina*	W	5-0
Oct. 22	at Louisville*	L	0-1
Oct. 25	Wis.-Green Bay	W	4-1
Oct. 29	Wis.-Milwaukee	W	2-1
Nov. 1	at Charlotte*	L	0-2
Nov. 8	Cincinnati*	L	0-1

\*C-USA matches

## 2004 (6-11-1)

**Coach:** Steve Adlard

**Top Scorer:** Chris Lee (10 goals)

Sept. 1	at Davidson	L	0-1
Sept. 4	Saint Louis (4) *	L	0-3
Sept. 10	Oakland	L	0-2
Sept. 17	at Drake	W	2-0
Sept. 19	at Creighton (16)	L	1-2
Sept. 22	UIC	W	2-0
Sept. 25	UAB *	L	1-2
Sept. 29	Louisville *	T <sup>OT</sup>	2-2
Oct. 2	at Memphis *	L	1-3
Oct. 6	at Wis.-Green Bay	W	3-1
Oct. 10	at East Carolina *	L	2-3
Oct. 16	Charlotte *	L	1-2
Oct. 20	at DePaul *	L <sup>OT</sup>	1-2
Oct. 23	at USF (11) *	W	1-0
Oct. 26	at Wis.-Milwaukee	L	1-3
Oct. 29	at Wright State	W	1-0
Nov. 3	Wisconsin	L	3-5
Nov. 7	at Cincinnati *	W	2-1

\*C-USA matches

## 2005 (5-11-1)

**Coach:** Steve Adlard

**Top Scorer:** Duncan Silvert-Noftle (2 goals)

Sept. 2	at Ohio State (18)	L	0-1
Sept. 4	vs Penn State (23)	W	1-0
Sept. 9	Drake	W	1-0
Sept. 11	St. Francis (Pa.)	W	1-0
Sept. 16	at Syracuse *	T <sup>OT</sup>	1-1
Sept. 18	at St. John's (10) *	L	0-1
Sept. 23	Cincinnati *	L	0-2
Sept. 25	Louisville *	W	2-1
Oct. 1	at Connecticut (12) *	L	0-6
Oct. 5	Notre Dame *	L	0-1
Oct. 8	Pittsburgh *	L	0-1
Oct. 12	Wis.-Green Bay	W	1-0

Oct. 19	at Wisconsin	L	0-3
Oct. 22	Georgetown *	L	0-1
Oct. 26	at Seton Hall (14) *	L	1-3
Oct. 29	West Virginia *	L	1-3
Oct. 31	Wis.-Milwaukee	L	0-4

\*BIG EAST matches

## 2006 (1-15-1)

**Coach:** Louis Bennett

**Top Scorer:** Dan Addis, Matt Blouin (2 goals)

Aug. 25	at Loyola (Ill.)	W	2-1
Aug. 27	Denver	T <sup>OT</sup>	0-0
Sept. 2	at Loyola Marymount	L	1-2
Sept. 6	at Wis.-Green Bay	L	0-2
Sept. 8	DePaul *	L	0-2
Sept. 10	USF *	L	1-2
Sept. 13	at Wis.-Milwaukee	L	2-3
Sept. 15	at Cincinnati *	L	1-3
Sept. 17	at Louisville *	L	0-4
Sept. 23	Providence *	L	0-1
Sept. 27	at Notre Dame (17) *	L	0-4
Oct. 1	at Pittsburgh *	L	0-3
Oct. 7	at West Virginia (5) *	L	0-4
Oct. 11	Wisconsin	L	0-1
Oct. 14	Seton Hall *	L	1-3
Oct. 19	Connecticut (24) *	L	0-1
Oct. 21	at Georgetown *	L <sup>OT</sup>	0-1

\*BIG EAST matches

rank listed is NSCAA rank at match time.

## 2007 (2-12-4)

**Coach:** Louis Bennett

**Top Scorer:** Nick Kay (4 goals)

Aug. 31	at Denver	L	0-1
Sept. 2	at UIC (25)	L	1-3
Sept. 7	Xavier	W	2-1
Sept. 9	Wis.-Green Bay	T <sup>OT</sup>	1-1
Sept. 15	Notre Dame* (8)	L	0-1
Sept. 21	at Villanova*	L	0-1
Sept. 23	at Rutgers*	L	0-1
Sept. 28	Louisville*	L	0-2

Sept. 30	Cincinnati*	W <sup>OT</sup>	2-1
Oct. 3	Drake	L	0-1
Oct. 6	at Seton Hall*	L	1-5
Oct. 13	at Providence*	L	0-2
Oct. 17	at Wisconsin	T <sup>OT</sup>	1-1
Oct. 20	Georgetown*	L	1-2
Oct. 22	West Virginia*	T <sup>OT</sup>	0-0
Oct. 27	at Connecticut* (2)	L <sup>OT</sup>	1-2
Oct. 31	Wis.-Milwaukee	T <sup>OT</sup>	1-1
Nov. 3	Pittsburgh*	L <sup>OT</sup>	1-2

\*BIG EAST matches

rank listed is NSCAA rank at match time.

## 2008 (3-10-4)

**Coach:** Louis Bennett

**Top Scorer:** Anthony Colaizzi (4 goals)

Sept. 1	Bryant Univ.	W	4-1
Sept. 5	Penn <sup>A</sup>	T <sup>OT</sup>	0-0
Sept. 7	Columbia Univ. <sup>A</sup>	T <sup>OT</sup>	0-0
Sept. 11	at Notre Dame (5)	L	1-4
Sept. 19	Syracuse	L	0-1
Sept. 21	St. John's* (5)	L <sup>OT</sup>	0-1
Sept. 26	at Louisville* (19)	T	1-1
Sept. 28	at Cincinnati*	W	1-0
Oct. 2	UIC (9)	L	0-1
Oct. 5	at Pittsburgh*	L	0-1
Oct. 11	Seton Hall*	T <sup>OT</sup>	1-1
Oct. 15	Wisconsin	L	0-1
Oct. 18	Connecticut* (20)	L	0-1
Oct. 22	at Milwaukee	W	2-0
Oct. 25	Providence*	L	0-2
Oct. 29	at West Virginia*	L	0-2
Nov. 1	at Georgetown*	L	2-4

\*BIG EAST matches

<sup>A</sup>Marquette Invitational

rank listed is NSCAA rank at match time.



*The Louis Bennett era began with the start of the 2006 season.*