



The No. 15/17 Marquette University men's basketball team returns to action Saturday night at 7:30 p.m. when the squad hosts crosstown opponent Milwaukee. The Golden Eagles and Panthers will be meeting for the 36th time in a series that dates back to the 1916-17 campaign. The matchup will be broadcast live on the BIG EAST Network, appearing on the following networks - TWC Sports 32 (Milwaukee), SportsNet NY, Charter (St. Louis), MASN (Baltimore) and Metro Sports (Kansas City). Jim Barbar (play-by-play) and Dave Kaplan (analyst) will call the action. MU wraps up its season-long four-game homestand Tuesday night against Texas Southern in non-conference action. Opening tip is scheduled for 7 p.m.

## Golden Eagles Closing In On Benchmark Victory

Monday night's season opening victory over Chicago State leaves Marquette just one win short of 1,400 all-time in program history.

The Golden Eagles are currently 1,399-868 (.617) since the 1916-17 campaign and are in their 92nd year of competition.

When MU collects its third victory in 2008-09, the team will become the 50th in NCAA history to reach the 1,400-win plateau. Marquette is 33rd among all NCAA programs in winning percentage.

## 2008-09 Game Notes

Marquette Golden Eagles  
(2-0, 0-0 BIG EAST)

vs.

Milwaukee Panthers  
(3-1, 0-0 Horizon)

## MU SCOREBOARD

DATE	OPPONENT	RESULT/TIME
Nov. 14	Houston Baptist	W, 95-64
Nov. 17	Chicago State	W, 106-87
Nov. 22	Milwaukee	7:30 p.m.
Nov. 25	Texas Southern	7 p.m.
<b>Chicago Invitational</b>		
Nov. 28	vs. Northern Iowa	7:30 p.m.
Nov. 29	vs. Dayton	7 p.m.
Dec. 2	Central Michigan	7 p.m.
Dec. 6	Wisconsin	8:30 p.m.
Dec. 13	IPFW	1 p.m.
<b>BIG EAST/SEC Invitational</b>		
Dec. 16	vs. Tennessee	8:30 p.m.
Dec. 19	Western Carolina	7:30 p.m.
Dec. 22	at North Carolina St.	6 p.m.
Dec. 28	Presbyterian	1 p.m.
Jan. 1	Villanova #	1:30 p.m.
Jan. 4	Cincinnati #	1 p.m.
Jan. 7	at Rutgers #	6:30 p.m.
Jan. 10	West Virginia #	11 a.m.
Jan. 17	at Providence #	8 p.m.
Jan. 24	DePaul #	1 p.m.
Jan. 26	at Notre Dame #	6 p.m.
Jan. 31	Georgetown #	1 p.m.
Feb. 3	at DePaul #	8 p.m.
Feb. 6	at USF #	6 p.m.
Feb. 10	at Villanova #	6:30 p.m.
Feb. 14	St. John's #	8 p.m.
Feb. 17	Seton Hall #	7 p.m.
Feb. 21	at Georgetown #	1 p.m.
Feb. 25	Connecticut #	6 p.m.
Mar. 1	at Louisville #	11 a.m.
Mar. 4	at Pittsburgh #	6:30 p.m.
Mar. 7	Syracuse #	1 p.m.
<b>BIG EAST Championship</b>		
Mar. 10-14	vs. TBA (Madison Square Garden)	

# - indicates BIG EAST Conference game  
All game times CT subject to change.

**DATE:** November 22, 2008

**TIP-OFF:** 7:30 p.m. CT

**LOCATION:** Bradley Center - Milwaukee, Wis.

**TELEVISION:** BIG EAST Network (Time Warner Cable Sports 32) will broadcast Saturday's matchup with Jim Barbar (play-by-play) and Dave Kaplan (analyst) calling the action.

**RADIO:** ESPN Radio 540 AM is the flagship station for the Marquette Radio Network. Steve "The Homer" True (play-by-play) and Jim McIlvaine (analyst) will call the action all season long.

**MU'S LAST TIME OUT:** The Golden Eagles posted their second win of the campaign with a 106-87 victory over Chicago State. Senior Wesley Matthews led four MU players in double figures with 26 points.

**UWM'S LAST TIME OUT:** The Panthers defeated Upper Iowa 87-59 at home. Three players finished with double figures in points, led by guard Avery Smith's 22 points.

**SERIES HISTORY:** MU leads 35-0.

**LAST MEETING:** MU 100, UWM 65 (Nov. 30, 2007)

**MU CONTACT INFO:** Scott Kuykendall handles all of the media relations duties for the Marquette men's basketball program and can be reached at 414.288.4794 [w]/414.807.3490 [c] or scott.kuykendall@marquette.edu.

**WEB SITE:** GoMarquette.com

**UWM CONTACT INFO:** Kevin O'Connor handles the media relations duties for UWM and can be reached at 414.229.5674 or kjoc@uwm.edu.

**WEB SITE:** UWMPanthers.com

### in front of the

"With us scoring all these points, it is our defense leading to our offense. Buzz reminds us everyday that we are not an offensive-oriented team. We can score baskets and that will never be a problem, but we want our defense to create our offense."

-- junior Lazar Hayward on the offensive system





## MEDIA SERVICES

**ASST. AD/MBB SID:** . . . Scott Kuykendall  
**Email:** . . . scott.kuykendall@marquette.edu  
**Work Phone:** . . . . . 414-288-4794  
**Cell Phone:** . . . . . 414-807-3490  
**ASST. DIRECTOR:** . . . . . Luke LeNoble  
**Email:** . . . . . lucas.lenoble@marquette.edu  
**Work Phone:** . . . . . 414-288-6980  
**Cell Phone:** . . . . . 414-313-2238  
**Website:** . . . . . GoMarquette.com  
**Fax:** . . . . . 414-288-6519

## CREDENTIALS

Credential requests are now available online by visiting <http://www.sportssystem.com/Marquette/>.

Requests will be confirmed or denied via email and may be picked up at the Al McGuire Center or at the arena control entrance of the Bradley Center on game day (beginning two hours before tip).

Please contact Scott Kuykendall with any questions.

## PARKING

Parking is not available to home and visiting members of the media. There are several parking structures available within walking distance of the Bradley Center.

## INTERVIEW POLICY

Please contact Scott Kuykendall to arrange an interview with Marquette head coach Buzz Williams, a member of the coaching staff or a player.

MU players will not disclose their home phone numbers or their cellular phone numbers so please do not request that information. Players have been asked to politely decline interviews that have not been cleared with the MU Media Relations Office. All telephone interviews will take place from either the Media Relations Office or the Men's Basketball Office. Player interviews will not be conducted on gamedays until standard post-game procedures occur.

Marquette practices are generally closed to the media. Please contact Kuykendall if you wish to attend practice. MU practices are scheduled from 3 p.m. to 6 p.m. on weekdays but are subject to change, so please contact Kuykendall in advance.

## Golden Eagles Looking To Remain Perfect Against Panthers

Marquette has matched up with Milwaukee in men's basketball on 35 occasions all-time, coming away victorious in each of those outings.

The Golden Eagles' current 35-game winning streak is the second-longest active run by any program against a single opponent and ranks eighth all-time.

Of the 35 matchups, 32 have come in Marquette's home arena. That current home-court run is third in the NCAA Record Book's latest edition, just behind Indiana's 34-game streak against Northwestern.

Marquette opened the series with a pair of wins in the 1916-17 campaign, the program's first at the varsity level. The most recent matchup came on Nov. 30, 2007 and resulted in a 100-65 victory for the Golden Eagles.

Saturday's game marks the second in a five-year agreement signed between the two schools prior to 2007-08. Four of those contests will take place at the Bradley Center.

### Current Consecutive Victories

Won	Opponents	1st Yr.	Last Yr.
42	Syracuse vs. Colgate	1963	2008
<b>35</b>	<b>Marquette vs. UWM</b>	<b>1917</b>	<b>2008</b>
33	North Carolina vs. VMI	1922	1997
30	Syracuse vs. Cornell	1969	2008
29	Pittsburgh vs. St. Francis	1973	2005

## Offensive Production Reaching Impressive Total

Through the first two games of the 2008-09 campaign, the Golden Eagles are averaging over 100 points per game.

Monday's 106-point effort against Chicago State marked the team's highest point total since downing Charleston 106-58 in the 1980-81 season opener.

Combined with the season-lidlifting 95-64 victory over Houston Baptist, the Golden Eagles have now surpassed the 90-point plateau in back-to-back games for the first time in nearly 14 years. MU last accomplished that feat during the 1994-95 campaign with wins over UW-Milwaukee, Northwestern and Fairleigh Dickinson.

Marquette is shooting 51.9 percent from the floor overall and 71.2 percent from the free throw line in the first two games this year.

## Matthews Takes Game To The Next Level

Senior guard Wesley Matthews has collected an impressive start to his final season with the Golden Eagles, leading the team in scoring in each of the team's first two games.

The Madison, Wis., native is currently averaging 26.5 points, 7.0 assists, 5.5 assists and 3.5 steals per game in 31.5 minutes of action per night. He is shooting 56.0 percent (14-of-25) from the field and a near perfect 95.5 percent (21-of-22) from the charity stripe.

He opened the season with a career-best 27-point, eight-assist performance against Houston Baptist and followed that up with a 26-point, nine-board effort versus Chicago State.

Prior to this season, Matthews had only surpassed the 20-point mark seven times in 92 career games.

## Hazel Making The Most Of His Time

While Marquette's short bench at the post positions has created headaches for the MU coaching staff, sophomore forward Pat Hazel has taken full advantage of the opportunity created.



## INJURY REPORT

Player (Injury)	Status
Fulce (knee)	Out
Otule (foot)	Out

## STAT COMPARISON

	MU	UWM
Overall Record:	2-0	.3-1
Scoring Offense:	100.5	.76.0
Scoring Defense:	75.5	.66.0
3-PT FG Percentage:	31.7	.36.0
FT Percentage:	71.2	.70.0

## INDIVIDUAL LEADERS

### SCORING

MU	UWM
Matthews . . . 26.5	Smith . . . . .15.0
Hayward . . . 20.0	Boyle . . . . .14.5

### REBOUNDING

MU	UWM
Hayward . . . 10.5	Hill . . . . .7.3
Matthews . . . 7.0	Meier . . . . .6.3

### FIELD GOAL PERCENTAGE

MU	UWM
Hazel . . . . .1.000	Roberts . . . . .66.7
Hayward . . .59.3	Smith . . . . .57.0

### FREE THROW PERCENTAGE

MU	UWM
Matthews . . .95.5	James . . . . .1.000
Hayward . . .85.7	Smith . . . . .85.0

## CAREER GAMES PLAYED

	Career Games	Career Starts	Consec. Games	Consec. Starts
Acker	37	1	37	--
Burke	90	19	70	2
Butler	2	--	2	--
Cubillan	69	1	26	--
Frozena	8	--	--	--
Fulce	--	--	--	--
Hayward	70	50	70	34
Hazel	16	--	2	--
James	102	101	102	16
Matthews	94	84	80	70
McNeal	97	97	37	37
Otule	--	--	--	--

## PROBABLE STARTERS

### Marquette

NAME	POS.	PPG.	RPG.	APG.	FG%	FT%
Dominic James	G	6.5	3.0	4.0	.417	.273
Jerel McNeal	G	18.5	4.0	5.5	.448	.800
Wesley Matthews	G	26.5	7.0	5.5	.560	.955
Lazar Hayward	F	20.0	10.5	1.5	.593	.857
Dwight Burke	F	1.5	2.5	0.5	1.000	.333

### Milwaukee

NAME	POS.	PPG.	RPG.	APG.	FG%	FT%
Deonte Roberts	G	6.0	1.3	1.8	.667	.570
Ricky Franklin	G	11.8	4.0	3.8	.410	.710
Tone Boyle	G	14.5	3.0	1.0	.440	.630
Tony Meier	F	9.3	6.3	1.0	.550	.000
Anthony Hill	F	9.3	7.3	0.5	.460	.640

The Bronx, N.Y., native is averaging 8.5 points and 4.5 rebounds per game this season and has yet to miss a field goal attempt. He opened the year with a seven-point, four-rebound game against HBU and chipped in 10 points and five boards against Chicago State.

He has posted career highs in every statistical category and is just four minutes shy of matching his total playing time (48 minutes) from 2007-08.

As a freshman, Hazel appeared in 14 games off the bench. He concluded the year averaging 0.5 points and 1.1 rebounds per game.

## MU Continues Regular Season Tournament Success

Marquette opened play in the Chicago Invitational Monday night against Chicago State, continuing its recent success in regular-season tournaments.

The Golden Eagles are 13-1 overall since 2004-05 in those events, including a trio of championships at the BCA Classic, Great Alaska Shootout and CBE Classic.

MU advanced to the title matchup of the EA Sports/Maui Invitational last season, but was edged by Duke, 77-73.

Monday's action is the first of four in the 2008 event, which also includes Mercer, Texas Southern, Bethune Cookman, Auburn, Dayton and Northern Iowa.

## Hayward Doubles Up To Start The Year

Junior forward Lazar Hayward opened his third season with the Golden Eagles with his sixth career double-double.

The Buffalo, N.Y., native finished the season opener against Houston Baptist with 19 points and 12 rebounds. He shot 8-of-12 from the field and five of his career-high boards came at the offensive end.

Hayward's last double-double came with a 15-point, 10-carom effort versus Seton Hall (March 12) in the team's opening game of the BIG EAST Conference Championship.

## STATISTICAL COMPARISON

Team	G	FG	FGA	PCT	3PT	3PA	PCT	FT	FTA	PCT	REB	AVG	PF-DQ	A	TO	BS	ST	PTS	AVG
Milwaukee	4	108	231	.460	33	90	.360	55	78	.700	141	35.2	78-0	47	50	9	27	304	76.0
Marquette	2	68	131	.519	13	41	.317	52	73	.712	83	41.5	49-1	41	26	9	20	201	100.5



## MARQUETTE IN THE BIG EAST STATS

final 2007-08 statistics

### Team

SCORING OFFENSE:	.5th (75.9)
SCORING DEFENSE:	.4th (64.8)
FT PERCENTAGE:	.5th (70.6)
FG PERCENTAGE:	.9th (44.6)
ASSISTS:	.9th (14.71)
STEALS:	.2nd (9.29)
BLOCKED SHOTS:	.9th (3.77)
FG PCT. DEFENSE:	.5th (41.6)
OFFENSIVE REBOUNDS:	.4th (13.54)
DEFENSIVE REBOUNDS:	.11th (23.23)
3-PT FG'S MADE:	.8th (246)

### Individual

#### SCORING

Jerel McNeal	.13th (14.9 ppg.)
Dominic James	.22nd (12.9 ppg.)
Lazar Hayward	.23rd (12.8 ppg.)

#### FREE THROW PERCENTAGE

Wesley Matthews	.7th (.790)
Lazar Hayward	.11th (.773)

#### REBOUNDING

Lazar Hayward	.17th (6.5 rpg.)
---------------	------------------

#### STEALS

Jerel McNeal	.2nd (2.17 spg.)
Dominic James	.5th (1.77 spg.)

#### ASSISTS

Dominic James	.8th (4.40 apg.)
Jerel McNeal	.14th (3.54 apg.)

#### ASSIST-TO-TURNOVER RATIO

Dominic James	.6th (2.05)
---------------	-------------

## 2008-09 MARQUETTE ROSTER

NO.	NAME	POS.	HT.	WT.	CL.	HOMETOWN
1	Dominic James	G	5-11	185	Sr.	Richmond, Ind.
<i>Preseason Honorable Mention All-BIG EAST selection</i>						
2	Maurice Acker	G	5-8	165	Jr.	Hazel Crest, Ill.
<i>Scored seven points in 15 minutes of action vs. Chicago St.</i>						
4	Patrick Hazel	F	6-7	220	So.	Queens, N.Y.
<i>Contributed 10 points, five rebounds, two blocks, an assist and one steal versus CSU</i>						
10	David Cubillan	G	6-0	175	Jr.	Maracaibo, Venezuela
<i>Knocked down a pair of treys against Chicago St., finishing with eight points</i>						
12	Dwight Burke	F	6-8	250	Sr.	Brooklyn, N.Y.
<i>Started 17 of the team's 35 games in 2007-08; one of four seniors</i>						
21	Joseph Fulce	F	6-7	205	So.	Plano, Texas
<i>Transfer from Tyler Junior College; currently sidelined with knee injury</i>						
22	Jerel McNeal	G	6-3	200	Sr.	Chicago, Ill.
<i>Preseason First Team All-BIG EAST selection</i>						
23	Wesley Matthews	G	6-5	215	Sr.	Madison, Wis.
<i>Averaging 26.5 points and 7.0 rebounds per game in 2008-09</i>						
32	Lazar Hayward	F	6-6	225	Jr.	Buffalo, N.Y.
<i>Finished one rebound short of second-straight double-double</i>						
33	Jimmy Butler	G/F	6-6	215	So.	Tomball, Texas
<i>Averaging 8.0 points and 3.0 rebounds off the bench</i>						
42	Chris Otule	C	6-10	245	Fr.	Richmond, Texas
<i>Lone true freshman on the roster; currently out with foot injury</i>						
45	Robert Frozena *	G	6-1	165	So.	Sherwood, Wis.
<i>Walk-on who saw action in seven games in 2007-08</i>						
55	Liam McMorrow #	C	7-0	260	So.	Toronto, Ontario
<i>Will redshirt in 2008-09 after transferring from Durham College</i>						

\* = walk-on # = will redshirt in 2008-09 due to NCAA transfer rules

**Head Coach:** Buzz Williams (Oklahoma City, 1994)

**Assistant Coaches:** Tony Benford (Texas Tech, 1992), Aki Collins (Clark Atlanta, 1997)  
Dale Layer (Eckerd, 1980)

**Dir. of Basketball Operations:** Scott Monarch (Mississippi Valley St., 1986).

**Coor. of Basketball Operations:** Brad Autry (NW Oklahoma St., 1991)

**Basketball Technology Assistant:** Jake Nelp (Colorado St., 2001)

## Butler Lone Newcomer To Make MU Debut

With sophomore Joe Fulce (knee) and freshman Chris Otule (foot) out for an extended period of time with injuries, sophomore Jimmy Butler was the lone newcomer to see game action in the season opener.

The transfer from Tyler JC in Texas did not disappoint, finishing with 10 points and four rebounds in 24 minutes of action. He shot 5-of-8 from the line and also had an assist and a block.

Butler followed that effort up with eight points, two assists and a rebound in the win over Chicago State.

## Fulce, Otule Forced To Watch As 2008-09 Begins

Forward Joe Fulce and freshman Chris Otule, both expected to be significant contributors this season, are currently out with injuries. Fulce is sidelined with an injury to his right kneecap (stress reaction) and Otule's left foot (fracture) is ailing after being injured in practice. Each player is hopeful to return in December.

## James, McNeal Named To Preseason Wooden Award List

Dominic James and Jerel McNeal have both been tabbed preseason candidates for the 2008-09 John R. Wooden Award, Wooden Award Chairman Richard "Duke" Llewellyn announced Friday.

## marks! FOR SUCCESS

**when James, Matthews & McNeal**

all reach double figures in game .....21-5

**when McNeal**

grabs five-or-more rebounds .....44-6

**when McNeal & Matthews**

each grab four-or-more rebounds .....36-8

**when McNeal & Matthews**

combine for 10-or-more rebounds .....32-7

**when James**

dishes out five-or-more assists .....38-15



## Associated Press Top 25

1. North Carolina (72) 1-0 .....	1,800
2. Connecticut 1-0 .....	1,674
3. Louisville 0-0 .....	1,635
4. UCLA 2-0 .....	1,475
5. Michigan State 1-0 .....	1,362
6. Pittsburgh 1-0 .....	1,355
7. Texas 1-0 .....	1,304
8. Notre Dame 1-0 .....	1,243
9. Gonzaga 1-0 .....	1,185
10. Duke 3-0 .....	1,176
11. Purdue 1-0 .....	1,116
12. Oklahoma 1-0 .....	1,028
13. Memphis 1-0 .....	968
14. Tennessee 1-0 .....	941
15. Arizona State 1-0 .....	653
<b>15. Marquette 1-0 .....</b>	<b>653</b>
17. Miami (FL) 1-0 .....	591
18. Florida 2-0 .....	460
19. USC 1-0 .....	398
20. Wake Forest 1-0 .....	349
21. Davidson 1-0 .....	339
22. Georgetown 0-0 .....	265
23. Villanova 1-0 .....	261
24. Kansas 1-0 .....	207
25. Wisconsin 1-0 .....	187

### Others Receiving Votes

Baylor 125, UNLV 116, Saint Mary's 108, Xavier 102, Syracuse 97, Ohio State 49, Clemson 33, Texas A&M 32, LSU 23, Brigham Young 17, Washington State 13, West Virginia 10, Virginia Commonwealth 8, Virginia Tech 8, Siena 7, Vanderbilt 6, Rhode Island 5, Alabama 3, Mercer 3, Creighton 2, UAB 2, Southern Illinois 1, Holy Cross 1, Arizona 1, Cal State Northridge 1, Washington 1, Virginia Military 1.

## ESPN/USA Today Top 25

1. North Carolina (30) 1-0 .....	774
2. Connecticut (1) 1-0 .....	722
3. Louisville 0-0 .....	702
4. UCLA 2-0 .....	652
5. Duke 3-0 .....	587
6. Pittsburgh 1-0 .....	585
7. Michigan State 1-0 .....	581
8. Texas 1-0 .....	571
9. Notre Dame 1-0 .....	530
10. Purdue 1-0 .....	484
11. Gonzaga 1-0 .....	462
12. Memphis 1-0 .....	430
13. Tennessee 1-0 .....	402
14. Oklahoma 1-0 .....	357
15. Arizona State 1-0 .....	329
16. Miami (FL) 1-0 .....	238
<b>17. Marquette 1-0 .....</b>	<b>236</b>
18. Georgetown 0-0 .....	234
19. Florida 2-0 .....	192
20. USC 1-0 .....	173
21. Davidson 1-0 .....	160
22. Wisconsin 1-0 .....	140
23. Villanova 1-0 .....	104
24. Kansas 1-0 .....	103
25. Wake Forest 1-0 .....	99

### Others Receiving Votes

UNLV 48, Saint Mary's 40, Ohio State 27, Xavier 27, Baylor 15, Syracuse 15, West Virginia 15, Virginia Tech 10, Texas A&M 8, Washington 4, Arizona 4, Brigham Young 4, Washington State 3, Clemson 2, Siena 2, Oklahoma State 1, Creighton 1, Tulsa 1, Vanderbilt 1.

## HOW MARQUETTE'S OPPONENTS HAVE FARED

OPPONENT (DATE)	W	L	LAST GAME	NEXT GAME
Houston Baptist (11/14)	0	2	L, 80-63 @ MTSU	11/21 @ SMU
Chicago St. (11/17)	1	1	L, 106-87 vs. Marquette	11/20 vs. CMU
<b>Milwaukee (11/22)</b>	<b>3</b>	<b>1</b>	<b>W, 87-59 vs. U. Iowa</b>	<b>11/22 @ Marquette</b>
Texas Southern (11/25)	0	2	L, 82-51 @ Cincinnati	11/23 @ N. Iowa
Northern Iowa (11/28)	1	0	W, 61-56 vs. Denver	11/19 @ UIC
Dayton (11/29)	2	0	W, 62-42 vs. Delaware St.	11/23 vs. Bethune
Central Michigan (12/2)	1	1	L, 60-57 vs. Missouri St.	11/20 @ Chicago St.
Wisconsin (12/6)	2	0	W, 88-58 SIU-Edwardsville	11/21 vs. Iowa
IPFW (12/13)	0	1	L, 71-43 @ Xavier	11/19 vs. MSU
Tennessee (12/16)	2	0	W, 91-64 vs. UT-Martin	11/21 @ MTSU
Western Carolina (12/19)	0	1	L, 81-55 @ UConn	11/20 vs. Toccoa Falls
North Carolina St. (12/22)	1	0	W, 65-59 @ New Orleans	11/22 vs. High Point
Presbyterian (12/28)	0	2	L, 76-57 vs. Houston	11/21 @ Georgia
Villanova (1/1, 2/10)	3	0	W, 66-62 vs. Niagara	11/25 vs. Monmouth
Cincinnati (1/4)	2	0	W, 82-51 vs. T. Southern	11/22 vs. W. Illinois
Rutgers (1/7)	2	0	W, 85-77 vs. Delaware	11/21 vs. Robert Morris
West Virginia (1/10)	1	0	W, 92-47 vs. Elon	11/20 vs. Longwood
Providence (1/17)	1	1	W, 100-82 vs. Dartmouth	11/20 vs. Sacred Heart
DePaul (1/24, 2/3)	1	0	W, 75-64 vs. Albany	11/22 @ UIC
Notre Dame (1/26)	1	0	W, 94-58 vs. USC-Upstate	11/21 @ Loyola-Mary.
Georgetown (1/31, 2/21)	1	0	W, 71-62 vs. Jacksonville	11/22 vs. Drexel
USF (2/6)	1	1	L, 77-75 @ Virginia	11/25 vs. High Point
St. John's (2/14)	2	1	L, 82-70 @ Boston College	11/22 vs. Howard
Seton Hall (2/17)	2	0	W, 71-50 vs. Columbia	11/20 vs. USC
Connecticut (2/25)	2	0	W, 99-56 vs. Hartford	11/21 vs. La Salle
Louisville (3/1)	0	0		11/22 vs. Morehead St.
Pittsburgh (3/4)	2	0	W, 82-53 vs. Miami	11/21 vs. Akron
Syracuse (3/7)	2	0	W, 76-71 vs. Richmond	11/21 vs. Oakland

The list is composed of 50 student-athletes based on a preseason poll. Marquette's senior guard duo is one of seven to feature more than one nominee from a single University.

In mid-January, the Wooden Award Committee will release the Midseason Top 30 list, followed in March by the National Ballot, consisting of approximately 20 top players who have proven to their universities that they are also making progress toward graduation and maintaining a cumulative 2.0 GPA. The Wooden Award All-American Team will be announced the week of the "Elite Eight" round during the NCAA Tournament.

McNeal was a Preseason First Team All-BIG EAST selection this year and James was named to the honorable mention squad.

## Golden Eagles Collect Nationally Ranked Recruiting Class

The Marquette University men's basketball program has compiled a consensus top-25 recruiting class for the 2009-10 season, first-year head coach Buzz Williams announced Wednesday evening.

Marquette's five-member class includes three student-athletes ranked among the nation's top-100 players and another who has been tabbed a preseason junior college All-America honoree.

Williams and his staff have assembled a group that consists of: **DWIGHT BUYCKS** (Milwaukee, Wis./Indian Hills CC), **JUNIOR CADOUGAN** (Toronto,



The "Inside Marquette Basketball with Buzz Williams" television program is on Time Warner Cable Sports 32 this season, debuting Nov. 11. The Show will air on Tuesdays at 5 p.m. and 10:30 p.m.

The 30-minute program is hosted by Dennis Krause and features behind-the-scenes access to the Marquette men's basketball program.

"The Marquette Basketball Hour with Buzz Williams" radio program airs from 6-7 p.m. CT Monday nights on ESPN Radio 540 AM.



Steve "The Homer" True, the voice of the Golden Eagles, hosts the hour-long broadcast from The Annex and 540 ESPN's studio. Head coach Buzz Williams, players, members of the coaching staff and special guests are featured.

## Survey Says...

The 13 members of the squad were asked to take part in another vote during the Presidential campaign, answering various questions about their fellow teammates. Listed below are the top answers in each category (total votes).

- Who is the fastest player?  
**Dominic James (12)**
- Who is the fastest player with the ball?  
**Maurice Acker (10)**
- Who has the best looking shot?  
**Lazar Hayward (5)**
- Who is the best shooter?  
**Lazar Hayward (5)**
- Who calls the most fouls in open gym?  
**Jerel McNeal (6)**
- Who fouls the most in open gym?  
**Chris Otule (4)**
- Who is the best dancer?  
**Jimmy Butler (5)**
- Who do you want to take the game-winning shot?  
**Jerel McNeal (6)**
- Who is the funniest teammate?  
**Joe Fulce (8)**
- Who is the strongest?  
**Lazar Hayward (10)**

Ont./Christian Life Center Academy), **JERONNE MAYMON** (Madison, Wis./Memorial HS), **BRETT ROSEBORO** (Quakertown, Pa./Quakertown HS) and **ERIK WILLIAMS** (Houston, Texas/Cypress Springs HS).

MU's first recruiting class under Williams is currently ranked second in the nation by both Hoopmasters.com and HoopScoopOnline.com. The group is No. 5 on ESPN.com's list, 13th on PrepStars.com, rated 14th overall by Rivals.com and owns the 15th position on Scout.com's top-25 ranking.

## Trio Of Guards To Leave Lasting Impression At MU

In 2007-08, Marquette was one of just two schools in the nation to feature three underclassmen with 1,000 career points and each of those individuals return for their senior campaigns.

Guard Dominic James is currently 14th all-time at Marquette with 1,444 points while Jerel McNeal owns 20th (1,329) and Wesley Matthews is in the 33rd position (1,085).

James has the best shot at eclipsing George Thompson's 40-year-old record of 1,773 points, which he posted from 1965-66 to 1968-69. The Richmond, Ind., native would have to average approximately 11 points per game in 2008-09 to have a shot at the mark.

James, Matthews and McNeal have combined for 293 appearances in three seasons, second most of any trio in the BIG EAST Conference.

Junior forward Lazar Hayward has 713 career points in his possession and would also need to contribute nearly 11 points per outing if he wanted to become the fourth member of the 1,000-point club on the roster.

Marquette and North Dakota State are the only two programs to return three 1,000-point scorers in 2008-09.

*2008-09 will mark MU's second season wearing exclusive Converse uniforms. Listed below is the team's record broken down by color.*

White (Home) .....	13-2
Blue (Away) .....	8-6
Gold (Alternate) .....	5-1
Baby Blue (Alternate) .....	1-1
<b>TOTAL .....</b>	<b>27-10</b>



## Marquette's Relationship With Converse Easy To See

The 2008-09 campaign will be Marquette's second as the flagship collegiate program of Converse.

Developed by former Golden Eagle standout and current Miami Heat star Dwyane Wade, the shoe and clothing line distinguishes Marquette from every other program in the NCAA's.

For the next five seasons, Converse will outfit the Golden Eagles with game, practice and off-court apparel including jerseys, performance shorts, warm-ups, sweat suits, shooting shirts and t-shirts that feature both the Converse star and WADE logos.





## ALL-TIME CAREER LEADERS

### Games Played

1.	127	Ousmane Barro	2004-08
2.	126	Steve Novak	2002-06
	126	Joe Chapman	2002-06
	126	Scott Merritt	2000-04
5.	125	Roney Eford	1992-96
6.	123	Tony Miller	1991-95
7.	122	Aaron Hutchins	1994-98
	122	Faisal Abraham	1993-97
	122	Anthony Pieper	1993-97
	122	Mandy Johnson	1981-85
11.	120	Travis Diener	2001-05
	120	Cordell Henry	1998-02
	120	Tom Copa	1983-87
	120	Marc Marotta	1980-84
15.	119	Robb Logterman	1990-94
	119	Michael Wilson	1978-82
	119	Bo Ellis	1973-77

### Points

1.	1773	George Thompson	1966-69
2.	1735	Butch Lee	1974-78
3.	1691	Travis Diener	2001-05
4.	1690	Brian Wardle	1997-01
5.	1688	Tony Smith	1986-90
6.	1663	Bo Ellis	1973-77
7.	1647	Damon Key	1990-94
8.	1637	Dean Meminger	1968-71
9.	1571	Trevor Powell	1987-91
10.	1567	Steve Novak	2002-06

### Scoring Average

1.	20.4	George Thompson	1966-69
2.	19.7	Dwyane Wade	2001-03
3.	19.0	Jim Chones	1970-72
4.	18.8	Dean Meminger	1968-71
5.	18.6	Don Kojis	1958-61
6.	18.6	Mike Moran	1956-59
7.	18.3	Bob Wolf	1964-67
8.	17.0	Terry Rand	1953-56
9.	16.4	Tom Flynn	1963-66
10.	16.2	Ron Glaser	1960-63

### Field Goals Made

1.	674	Bo Ellis	1973-77
2.	666	Butch Lee	1974-78
3.	656	George Thompson	1966-69
4.	627	Damon Key	1990-94
5.	615	Tony Smith	1987-90
6.	603	Don Kojis	1958-61
7.	572	Dean Meminger	1968-71
8.	571	Brian Wardle	1997-01
9.	543	Earl Tatum	1972-76
10.	543	Bob Wolf	1964-67

### Field Goals Attempted

1.	1430	Brian Wardle	1997-01
2.	1403	Butch Lee	1974-78
3.	1400	Don Kojis	1958-61
4.	1383	Bo Ellis	1973-77
5.	1350	George Thompson	1966-69
6.	1272	Tom Flynn	1963-66
7.	<b>1260</b>	<b>Dominic James</b>	<b>2005-08</b>
8.	1252	Roney Eford	1992-96
9.	1234	Dean Meminger	1968-71
10.	1231	Trevor Powell	1987-91

### Field Goal Percentage (min. 450 FGA)

1.	58.8%	Ric Cobb	1968-70
2.	58.1%	Ousmane Barro	2005-08
3.	55.2%	Jim McIlvaine	1990-94
4.	54.8%	Jerome Whitehead	1975-78
5.	54.7%	Jim Chones	1970-72
6.	54.5%	Amal McCaskill	1991-92, 93-96
7.	53.4%	Tyrone Baldwin	1988-90
8.	53.1%	Ron Curry	1990-93
9.	52.1%	Trevor Powell	1987-91
10.	52.0%	Tony Smith	1986-71

### 3-Point Field Goals Made

1.	354	Steve Novak	2002-06
2.	284	Travis Diener	2001-05
3.	244	Robb Logterman	1990-94
4.	221	Aaron Hutchins	1994-98
5.	216	Mark Anglavar	1987-91
6.	211	Anthony Pieper	1993-97
7.	197	Brian Wardle	1997-01
8.	178	Tony Miller	1991-95
9.	169	John Cliff	1996-00
10.	150	Roney Eford	1992-96

### 3-Point Field Goals Attempted

1.	768	Steve Novak	2002-06
2.	687	Travis Diener	2001-05
3.	595	Robb Logterman	1990-94
4.	592	Aaron Hutchins	1994-98
5.	564	Anthony Pieper	1993-97
6.	553	Brian Wardle	1997-01
7.	501	Mark Anglavar	1987-91
8.	486	John Cliff	1996-00
9.	482	Tony Miller	1991-95
10.	<b>469</b>	<b>Dominic James</b>	<b>2005-08</b>

### 3-Point Field Goal Percentage (min. 100 3FGA)

1.	46.1%	Steve Novak	2002-06
2.	43.1%	Mark Anglavar	1987-91
3.	42.9%	Tony Smith	1986-90
4.	41.5%	Mike Flory	1986-87, 88-89
5.	41.3%	Travis Diener	2001-05
6.	41.0%	Robb Logterman	1990-94
7.	40.5%	Dan Fitzgerald	2005-08
8.	38.5%	Roney Eford	1992-96
9.	38.3%	David Diggs	1998-02
10.	<b>37.9%</b>	<b>David Cubillan</b>	<b>2006-08</b>
11.	37.4%	Anthony Pieper	1993-97
12.	37.3%	Aaron Hutchins	1994-98

### Free Throws Made

1.	493	Dean Meminger	1968-71
2.	457	George Thompson	1966-69
3.	406	Tony Smith	1986-90
4.	403	Butch Lee	1974-78
5.	393	Bob Wolf	1964-67
6.	390	Rube Schulz	1951-55
7.	385	Travis Diener	2001-05
8.	378	Damon Key	1990-94
9.	361	Russ Wittberger	1952-55
10.	357	Mike Moran	1956-59

### Free Throws Attempted

1.	762	Dean Meminger	1968-71
2.	674	George Thompson	1966-79
3.	549	Bob Wolf	1964-67
4.	532	Rube Schulz	1951-55
5.	531	Terry Rand	1953-56
6.	529	Russ Wittberger	1951-55
7.	525	Mike Moran	1956-59
8.	517	Tony Smith	1986-90
9.	501	Jim McIlvaine	1990-94
10.	490	Don Kojis	1958-61

### Free Throw Percentage (min. 200 FTA)

1.	93.1%	Steve Novak	2002-06
2.	84.8%	Butch Lee	1974-78
3.	83.7%	Travis Diener	2001-05
4.	82.6%	Brian Brunkhorst	1964-68
5.	82.5%	Oliver Lee	1977-81
6.	81.3%	Bob Walczak	1951-52, 54-57
7.	81.1%	Brad Luchini	1965-68
	81.1%	Brian Wardle	1997-01
9.	79.9%	Robb Logterman	1990-94
10.	78.7%	Lloyd Walton	1973-76

### Rebounds

1.	1222	Don Kojis	1958-61
2.	1085	Bo Ellis	1973-77
3.	978	Terry Rand	1953-56
4.	938	Walt Mangham	1957-60
5.	771	Tom Flynn	1963-66
6.	768	Paul Carbins	1964-67
7.	765	Trevor Powell	1987-91
8.	753	John Glaser	1955-58
9.	739	Damon Key	1990-94
10.	700	Amal McCaskill	1991-92, 93-96

### Rebounding Average

1.	15.1	Don Kojis	1958-61
2.	12.7	Terry Rand	1953-56
3.	12.3	Walt Mangham	1957-60
4.	11.7	Jim Chones	1970-72
5.	10.7	Maurice Lucas	1972-74
6.	10.6	John Glaser	1955-58
7.	9.9	Tom Flynn	1963-66
8.	9.7	Paul Carbins	1964-67
	9.7	David Boone	1985-87
10.	9.6	Larry McNeill	1971-73

### Assists

1.	956	Tony Miller	1991-95
2.	617	Travis Diener	2001-05
3.	550	Aaron Hutchins	1994-98
4.	<b>496</b>	<b>Dominic James</b>	<b>2005-08</b>
5.	480	Lloyd Walton	1973-76
6.	469	Tony Smith	1986-90
7.	430	Cordell Henry	1998-02
8.	409	Glenn Rivers	1980-83
9.	408	Michael Sims	1984-88
10.	394	Michael Wilson	1978-82

### Blocked Shots

1.	399	Jim McIlvaine	1990-94
2.	175	Amal McCaskill	1991-92, 93-96
3.	172	Faisal Abraham	1993-97
4.	119	Michael Wilson	1978-82
5.	113	Scott Merritt	2000-04
6.	103	Walter Downing	1984-86
7.	100	Ousmane Barro	2004-08
8.	93	Trevor Powell	1987-91
9.	89	Mike Bargaen	1995-99
10.	84	Tom Copa	1983-87

### Steals

1.	272	Michael Wilson	1978-82
2.	253	Mandy Johnson	1981-85
3.	<b>218</b>	<b>Jerel McNeal</b>	<b>2005-08</b>
4.	203	Glenn Rivers	1980-83
5.	190	Tony Smith	1986-90
6.	188	Michael Sims	1984-88
7.	185	Tony Miller	1991-95
8.	<b>183</b>	<b>Dominic James</b>	<b>2005-08</b>
9.	165	Aaron Hutchins	1994-98
10.	158	Travis Diener	2001-05
	158	Kerry Trotter	1982-86

### Wins

1.	101	Earl Tatum	1972-76
	101	Bo Ellis	1973-77
3.	99	Butch Lee	1974-78
	99	Gary Rosenberger	1974-78
5.	98	Bernard Toone	1975-79
6.	91	Travis Diener	2001-05
	91	Todd Townsend	2001-05
8.	90	Faisal Abraham	1993-97
	90	Chris Crawford	1993-97
	90	Anthony Pieper	1993-97



## Buzz Williams

Head Coach | First Season | Oklahoma City, 1994

The latest era of the storied Marquette men's basketball program began on April 8, 2008 when Buzz Williams was introduced as the University's 16th head coach.

Williams, a highly respected recruiter and veteran of the collegiate coaching ranks, takes over a program poised to make its fourth-straight NCAA Tournament appearance.

In 2007-08, Williams served as an assistant coach with the Golden Eagles in his first season at Marquette. MU concluded the year 25-10 and advanced to the second round of the NCAA Tournament for the first time since 2003.

His coaching career has included stints as an assistant, associate head and head coach. He has nearly 15 years of experience at the NCAA Division I level. Williams has recruited and coached over 20 players who have earned all-conference accolades, including one league player of the year and two conference freshmen of the year.

Williams arrived in Milwaukee after serving for one season as the head coach at the University of New Orleans. He guided the Privateers to a 14-win campaign in 2006-07 and his roster featured Bo McCalebb, the Sun Belt Conference Player of the Year. UNO (14-17) claimed fourth place in the Sun Belt's Western Division and advanced to the league tournament quarterfinals. His recruiting class for the 2007-08 season was ranked in the top 50 nationally by HoopScoop Online.

Prior to UNO, Williams served as an assistant coach and recruiting coordinator at Texas A&M for two seasons (2004-05 - 2005-06) under head coach Billy Gillispie. Both of his recruiting classes with the Aggies were ranked among the best in the nation and featured some of the top-ranked talent at the prep level. The squad made its first NCAA Tournament appearance in 25 years in 2005-06 and the previous team posted the top turnaround in the nation, improving its win total in 2004-05 by 14 games compared to 2003-04.

Williams spent four seasons (2000-01 - 2003-04) at Colorado State, serving as an assistant the first three seasons before being promoted to associate head coach

in 2003-04. Two of his recruiting classes were ranked among the 40-best in the nation, including the 2003 group, which was tabbed No. 1 in the Mountain West Conference.

Colorado State made its first NCAA Tournament appearance in 13 years during his tenure and he was named one of the top assistants in the country by HoopScoop Online. Williams was previously an assistant at Northwestern State (1999-2000), Texas A&M-Kingsville (1998-99) and Texas-Arlington (1994-98).

Williams signed the highest-rated recruiting class in the history of the Southland Conference while at Northwestern State. The Demons advanced to their first ever NCAA tournament the following season and two of his recruited players were named All-Conference, while one was tabbed Southland Conference Tournament MVP.

His accomplishments at Texas A&M-Kingsville include signing the 1998-99 Lone Star Conference Freshman of the Year and a third team All-America guard.

At Texas-Arlington, Williams recruited a Southland Conference Freshman of the Year and signed the first Academic All-American in the school's history. Williams was a student assistant coach from 1992-94 at Oklahoma City University where he assisted the team to the 1994 NAIA championship after it advanced to the Sweet 16 the previous season.

Williams served as a student assistant

### Williams' Career Record

UALR.....	2-1	North Texas.....	2-0
Arkansas St.....	0-2	Northern Iowa.....	0-0
Central Michigan.....	0-0	Northwestern St.....	0-1
Chicago St.....	1-0	Notre Dame.....	0-0
Cincinnati.....	0-0	Pittsburgh.....	0-0
Connecticut.....	0-0	Presbyterian.....	0-0
Dayton.....	0-0	Providence.....	0-0
Denver.....	2-0	Rutgers.....	0-0
DePaul.....	0-0	St. John's.....	0-0
Florida Atlantic.....	0-2	Seton Hall.....	0-0
Florida International.....	1-0	South Alabama.....	0-1
Florida St.....	0-1	USF.....	0-0
Georgetown.....	0-0	Syracuse.....	0-0
Hampton.....	0-1	Tennessee.....	0-0
Houston Baptist.....	1-0	Texas Southern.....	0-0
IPFW.....	0-0	UT-Tyler.....	1-0
Jacksonville St.....	1-0	Troy.....	1-0
Lamar.....	1-0	Tulane.....	1-1
UL-Lafayette.....	1-1	Vermont.....	0-1
UL-Monroe.....	1-1	Villanova.....	0-0
Louisville.....	0-0	West Virginia.....	0-0
Middle Tennessee St.....	0-1	Western Carolina.....	0-0
Milwaukee.....	0-0	Western Kentucky.....	0-1
Mississippi.....	0-1	Wisconsin.....	0-0
Mississippi St.....	0-1	<b>TOTALS.....</b>	<b>16-17</b>
NC St.....	0-0		

from 1990-92 at Navarro College (Corsicana, Texas) where the team won consecutive conference titles while sporting a 45-17 record during his tenure.

The Van Alstyne, Texas, native earned a bachelor's degree in kinesiology from Oklahoma City University in 1994 before completing his master's work in the same field at Texas A&M-Kingsville in 1999.

Williams is married to the former Corey Norman and the couple has one daughter, Zera, and two sons, Calvin and Mason.

### Coaching Career

2007-08	Assistant Coach	Marquette	NCAA Second Round
2006-07	Head Coach	New Orleans	
2004-05/2005-06	Assistant Coach	Texas A&M	NCAA Second Round (2005-06) NIT Third Round (2004-05)
2003-04	Associate Head Coach	Colorado State	
2000-01/2002-03	Assistant Coach	Colorado State	NCAA First Round (2002-03)
1999-00	Assistant Coach	Northwestern State	
1998-99	Assistant Coach	Texas A&M-Kingsville	
1994-95/1997-98	Assistant Coach	Texas-Arlington	
1992-93/1993-94	Student Assistant Coach	Oklahoma City Univ.	
1990-91/1991-92	Student Assistant Coach	Navarro College	

### Williams File

Birth Date:	September 1, 1972
Hometown:	Van Alstyne, Texas
Family:	Corey (wife) and children Zera (6), Calvin (5) and Mason (2)
Education:	Texas A&M-Kingsville, 1999 (Master's in Kinesiology) Oklahoma City Univ., 1994 (Bachelor's in Kinesiology)



dominicjames



Sr. | 5-11 | 185 | Guard  
Richmond, IN  
Richmond HS

mauriceacker




Jr. | 5-8 | 165 | Guard  
Hazel Crest, IL  
Hillcrest HS/Ball State

patrickhazel



So. | 6-7 | 220 | Forward  
Queens, NY  
Blair Academy

davidcubillan



Jr. | 6-0 | 175 | Guard  
Maracaibo, Venezuela  
St. Benedict's Prep

dwightburke



Sr. | 6-8 | 250 | Forward  
Brooklyn, NY  
St. Benedict's Prep

josephfulce




So. | 6-7 | 205 | Forward  
Plano, TX  
Plano HS/Tyler JC

jerelmcneal



Sr. | 6-3 | 200 | Guard  
Chicago, IL  
Hillcrest HS

wesleymatthews




Sr. | 6-5 | 215 | Guard  
Madison, WI  
Madison Memorial HS

lazarhayward




Jr. | 6-6 | 225 | Forward  
Buffalo, NY  
Notre Dame Prep

jimmybutler




So. | 6-6 | 215 | Guard  
Tomball, TX  
Tomball HS/Tyler JC

chrisotule



Fr. | 6-10 | 245 | Center  
Richmond, TX  
Ft. Bend Bush HS

robertfrozena



So. | 6-1 | 180 | Guard  
Sherwood, WI  
St. Mary Central HS

liammcmorrow



So. | 7-0 | 260 | Center  
Toronto, Ontario  
West Hills HS/Durham College

buzzwilliams



Head Coach  
First Year at Marquette  
Oklahoma City, 1994

## Pronunciation Guide

Dominic James	dom-in-eeek
David Cubillan	dah-veed coo-bee-yahn
Jerel McNeal	juh-rell
Lazar Hayward	lah-zahr
Joseph Fulce	fuhlce
Chris Otule	oh-tool-ay

# Marquette Game Notes



Page 11

Colorado State-Pueblo (exhib.) **73**  
Marquette **94**

MILWAUKEE (AP) -- Lazar Hayward scored 23 points and Jerel McNeal added 22, making new coach Buzz Williams a winner in No. 16 Marquette's 94-73 victory over Division II Colorado State-Pueblo in their season-opening exhibition game Saturday.

One of Marquette's three senior guards, Wesley Matthews, left the game late in the second half after he appeared to turn an ankle and had to be helped off the court. The severity of his injury was not immediately known.

Matthews scored 16 before the injury, and Dominic James added 11 as the Golden Eagles showed every indication that they'll continue to have the same kind of fast-paced, potent offense they were known for under Crean.

But poor free-throw shooting dogged Marquette on Saturday -- they were 10-for-16 in the first half and 66.7 percent for the game -- and the Golden Eagles allowed the ThunderWolves to avoid a first-half blowout with hot outside shooting.

The Golden Eagles' strong transition game took over in the second half, as Marquette opened up with a 16-8 run that included a 3-pointer and an alley-oop dunk by James and back-to-back fast-break layups by Hayward.

An acrobatic alley-oop layup by Hayward off a pass from McNeal put Marquette ahead 65-44, and Pueblo couldn't shoot its way back into contention.

Houston Baptist **64**  
No. 16/17 Marquette **95**

MILWAUKEE (AP) -- Wesley Matthews scored a career-high 27 points and No. 16 Marquette rolled past Houston Baptist 95-64 Friday night in Buzz Williams' debut as the Golden Eagles' head coach.

Jerel McNeal had 20 points and Lazar Hayward added 19 points and 12 rebounds for Marquette. The Golden Eagles never trailed and broke open the game with a 14-0 spurt to start the second half.

Matthews added a career-high eight assists and five steals.

Gordon Watt led Houston Baptist with 17 points and Baron Sauls added 15.

Matthews and McNeal combined for nine points at the start of the second half, turning a 42-34 lead into a 56-34 cushion. Houston Baptist lost the ball five times and missed all four of its shots during the spurt.

Matthews, whose previous career high was 22 points, made 7 of 11 shots, including a pair of 3-pointers, and 11 of 12 free throws.

Marquette forced 25 turnovers and tallied 13 steals. James tied a career high with six steals. Jimmy Butler, a junior college transfer, had 10 points on 5-of-8 shooting.

Marquette, a guard-oriented team already lacking in size, played without two freshmen big men: 6-foot-10 center Chris Otule will miss several weeks after injuring his left foot in practice last week and 6-foot-7 forward Joseph Fulce is out with a knee injury.

Houston Baptist **87**  
No. 15/17 Marquette **106**

MILWAUKEE (AP) -- Marquette scored its most points in almost 28 years, but the Golden Eagles' defensive performance in the second half of a 106-87 victory over Chicago State on Monday night left first-year coach Buzz Williams disappointed.

"It's not poor me, it's not pity me, I'm not trying to be a prophet or foresee the future, but we can't allow teams to score 51 points (in the second half) in our building," Williams said. "To be honest with you, you can't allow teams to score 51 points whether you're playing at a park or no matter what gym."

Wesley Matthews scored 26 points for the Golden Eagles (2-0), who last scored 106 points against Charleston on Dec. 1, 1980. He shot 7-for-14 from the field and made all 10 of his free throws to go with nine rebounds, three assists, two blocks and two steals.

Matthews had 27 points in the season opener and is one of the reasons the Golden Eagles have scored at least 90 points in consecutive games for the first time since the 1994-95 season.

"I think he's a lot more comfortable," said teammate Lazar Hayward, who scored 19 of his 21 points in the second half. "This offense is predicated on guys who can do a lot of different things. That's why he stands out a little more than last year."

Jerel McNeal added 17 points, six assists and four rebounds for Marquette.

CSU-Pueblo 73, Marquette 94												
Nov. 8, 2008 Milwaukee, Wis.												
CSU-PUEBLO	min	fg-a	3fg-a	ft-a	reb	ast	to	bk	st	pf	pts	
Jake Trahern	20	1-4	0-0	0-3	3	1	1	1	1	3	2	
Rome Smith	31	6-17	2-7	0-0	1	3	1	0	2	3	14	
Mario Balinton	20	2-4	2-3	3-4	1	1	4	0	0	2	9	
Marc Williams	20	2-5	0-0	0-0	3	2	2	0	1	3	4	
Roman Van Allen	25	2-6	2-5	0-0	2	2	4	0	0	1	6	
Justin Everett	6	1-1	1-1	0-0	1	0	0	0	0	1	3	
Ty Trahern	10	0-2	0-1	2-2	1	1	0	0	0	1	2	
Ken Moses	16	2-2	2-2	0-0	1	0	0	0	2	3	6	
Jazz Williams	4	0-1	0-1	0-0	0	0	1	0	0	0	0	
Imari Thomas	19	4-10	1-1	4-4	6	0	1	1	0	2	13	
Daniel Pierce	10	1-5	1-5	2-2	2	2	0	0	0	2	5	
Dwayne Pierce	19	3-6	1-3	2-2	3	2	2	0	1	3	9	
Team					7							
Totals	24-63	12-29	13-17	31	14	16	2	7	24	73		
MARQUETTE	min	fg-a	3fg-a	ft-a	reb	ast	to	bk	st	pf	pts	
Dwight Burke	18	0-0	0-0	3-4	7	2	2	0	0	2	3	
Lazar Hayward	26	9-15	2-4	3-4	13	1	0	1	1	3	23	
Dominic James	34	5-9	1-2	0-0	3	7	4	0	0	1	11	
Jerel McNeal	30	8-17	3-10	3-8	3	6	4	1	2	0	22	
Wesley Matthews	26	6-12	2-7	2-2	5	4	1	0	0	2	16	
Maurice Acker	18	1-7	0-3	0-0	4	5	2	0	1	2	2	
Patrick Hazel	12	2-3	0-0	0-0	4	1	0	3	1	0	4	
Jimmy Butler	19	1-2	0-0	7-7	6	1	1	0	0	3	9	
Chris Otule	15	2-2	0-0	0-2	2	1	0	2	1	5	4	
Robert Frozena	2	0-0	0-0	0-0	0	0	0	0	0	0	0	
Team					1							
Totals	34-67	8-26	18-27	48	28	14	7	6	18	94		
<b>Halftime:</b> MU 49-36. <b>Dead Ball Rebounds:</b> 3-3. <b>Technical:</b> None. <b>Officials:</b> Ed Hightower, James Breeding, Brent Hampton. <b>Attendance:</b> 13,124.												

Houston Baptist 64, Marquette 95												
Nov. 14, 2008 Milwaukee, Wis.												
HBU	min	fg-a	3fg-a	ft-a	reb	ast	to	bk	st	pf	pts	
Demetrius Judge	31	3-7	1-3	3-3	10	0	5	0	2	3	10	
Gordon Watt	22	5-10	1-4	6-9	9	2	3	0	1	5	17	
Mario Flaherty	17	0-4	0-0	0-0	1	0	2	0	0	3	0	
Justin Williams	20	1-3	0-1	0-1	0	2	5	0	2	3	2	
Baron Sauls	35	6-14	2-5	1-2	1	3	7	0	1	1	15	
Sean Morris	16	3-8	3-7	0-0	1	1	0	0	0	4	9	
Joe Atang	13	1-3	1-3	0-0	1	0	0	0	1	2	3	
Fred Hinnenkamp	10	0-0	0-0	0-2	2	0	1	0	0	1	0	
Andrew Puzyk	9	1-2	0-1	0-0	1	0	0	0	0	1	2	
Jimmy Sanders	3	0-0	0-0	0-0	1	0	0	0	0	1	0	
Jerem Havard	24	1-2	0-0	4-6	1	0	1	2	1	4	6	
Team					3							
Totals	21-53	8-24	14-23	31	8	25	2	8	28	64		
MARQUETTE	min	fg-a	3fg-a	ft-a	reb	ast	to	bk	st	pf	pts	
Dwight Burke	13	0-0	0-0	0-1	2	0	0	0	0	5	0	
Lazar Hayward	24	8-12	1-4	2-2	12	2	1	0	1	3	19	
Dominic James	26	2-5	0-3	1-2	2	5	4	0	6	1	5	
Jerel McNeal	32	7-17	1-8	5-5	4	5	2	1	1	1	20	
Wesley Matthews	31	7-11	2-3	11-12	5	8	5	0	5	2	27	
Maurice Acker	16	1-6	0-1	2-2	5	1	0	0	0	3	4	
Patrick Hazel	22	3-3	0-0	1-3	4	0	0	1	0	3	7	
David Cubilan	11	1-4	1-3	0-2	0	1	1	0	0	0	3	
Jimmy Butler	24	5-8	0-0	0-1	4	1	0	1	0	3	10	
Robert Frozena	1	0-0	0-0	0-0	1	0	0	0	0	1	0	
Team					2							
Totals	34-66	5-22	22-30	41	23	13	3	13	22	95		
<b>Halftime:</b> MU 42-34. <b>Dead Ball Rebounds:</b> 4-4. <b>Technical:</b> None. <b>Officials:</b> Tim Higgins, Michael Stephens, Chris Beaver. <b>Attendance:</b> 13,668.												

Chicago St. 87, Marquette 106												
Nov. 17, 2008 Milwaukee, Wis.												
CHICAGO ST.	min	fg-a	3fg-a	ft-a	reb	ast	to	bk	st	pf	pts	
Carl Montgomery	16	4-9	0-0	1-2	7	1	1	0	0	4	9	
Tawrence Walton	29	3-8	0-1	1-2	5	0	2	0	0	4	7	
Mike Wilson	21	3-8	2-6	0-2	3	4	4	0	1	3	8	
David Holston	30	11-22	7-13	4-7	3	3	3	0	1	3	33	
John Cantrell	39	8-17	0-2	5-6	7	3	3	2	3	3	21	
Steve Martin	8	0-0	0-0	1-2	0	0	1	0	0	0	0	
David Anderson	4	0-1	0-1	0-0	0	0	0	0	0	0	0	
Nemanja Stankovic	6	0-0	0-0	2-2	1	0	1	0	1	0	2	
Christian Wall	24	1-3	0-0	2-2	2	0	1	0	1	5	4	
Kabang Kasamba	8	0-1	0-1	0-0	1	0	0	0	0	1	0	
Hajjije Martin	12	1-4	0-0	0-0	4	1	0	0	0	4	2	
Pawel Kielbasa	3	0-0	0-0	0-0	1	0	0	0	0	1	0	
Team					5							
Totals	31-73	9-24	16-25	39	12	16	3	6	29	87		
MARQUETTE	min	fg-a	3fg-a	ft-a	reb	ast	to	bk	st	pf	pts	
Dwight Burke	13	1-1	0-0	1-2	3	1	1	0	0	2	3	
Lazar Hayward	28	8-15	1-5	4-5	9	1	3	0	0	4	21	
Dominic James	25	3-7	0-1	2-9	4	3	0	1	1	3	8	
Jerel McNeal	34	6-12	2-4	3-5	4	6	1	1	1	4	17	
Wesley Matthews	32	7-14	2-2	10-10	9	3	2	2	2	2	26	
Maurice Acker	15	2-5	1-2	2-2	0	0	0	0	2	4	7	
Patrick Hazel	22	3-3	0-0	4-6	5	1	3	2	1	2	10	
David Cubilan	16	2-4	2-4	2-2	1	2	2	0	0	1	8	
Jimmy Butler	15	2-4	0-1	2-2	2	1	1	0	0	3	6	
Team					5							
Totals	34-65	8-19	30-43	42	18	13	6	7	27	106		
<b>Halftime:</b> MU 52-36. <b>Dead Ball Rebounds:</b> CSU 5-4. <b>Technical:</b> None. <b>Officials:</b> Tim Nestor, Mike Nance, Tony Dawkins. <b>Attendance:</b> 12,966.												

**beyond!THE BOX SCORE**

Six of the 10 players to see action against HBU either matched or set new career highs in at least one statistical category.





## GAME-BY-GAME SCORING/REBOUNDING

OPPONENT	ACKER	BURKE	BUTLER	CUBILLAN	FROZENA	FULCE	HAYWARD	HAZEL	JAMES	MATTHEWS	MCNEAL	OTULE
Houston Baptist	4/5	0/2	10/4	3/0	0/1	DNP	19/12	7/4	5/2	27/5	20/4	DNP
Chicago State	7/0	3/3	6/2	8/1	DNP	DNP	21/9	10/5	8/4	26/9	17/4	DNP
Milwaukee												
Texas Southern												
vs. Northern Iowa												
vs. Dayton												
Central Michigan												
Wisconsin												
IPFW												
vs. Tennessee												
Western Carolina												
@ N.C. State												
Presbyterian												
Villanova												
Cincinnati												
@ Rutgers												
West Virginia												
@ Providence												
DePaul												
@ Notre Dame												
Georgetown												
@ DePaul												
@ USF												
@ Villanova												
St. John's												
Seton Hall												
@ Georgetown												
Connecticut												
@ Louisville												
@ Pittsburgh												
Syracuse												

## GAME-BY-GAME STARTERS, POINTS & PERCENTAGE OF OFFENSE

Opponent	Guard	Guard	Guard	Forward	Forward	Record	Points	% of Offense	W/L
Houston Baptist	James	McNeal	Matthews	Hayward	Burke	1-0	71	74.7	W
Chicago State	James	McNeal	Matthews	Hayward	Burke	2-0	75	70.8	W
Milwaukee									
Texas Southern									
vs. Northern Iowa									
vs. Dayton									
Central Michigan									
Wisconsin									
IPFW									
vs. Tennessee									
Western Carolina									
@ N.C. State									
Presbyterian									
Villanova									
Cincinnati									
@ Rutgers									
West Virginia									
@ Providence									
DePaul									
@ Notre Dame									
Georgetown									
@ DePaul									
@ USF									
@ Villanova									
St. John's									
Seton Hall									
@ Georgetown									
Connecticut									
@ Louisville									
@ Pittsburgh									
Syracuse									
<b>Total Average:</b>							<b>73.0</b>	<b>72.6%</b>	

# Marquette Game Notes

Page 14



## Marquette Players in Double Figures

	Points	Rebounds
Houston Baptist	Matthews 27, McNeal 20, Hayward 19, Butler 10	Hayward 12
Chicago State	Matthews 26, Hayward 21, McNeal 17, Hazel 10	--
Milwaukee		
Texas Southern		
vs. Northern Iowa		
vs. Dayton		
Central Michigan		
Wisconsin		
IPFW		
vs. Tennessee		
Western Carolina		
@ N.C. State		
Presbyterian		
Villanova		
Cincinnati		
@ Rutgers		
West Virginia		
@ Providence		
DePaul		
@ Notre Dame		
Georgetown		
@ DePaul		
@ USF		
@ Villanova		
St. John's		
Seton Hall		
@ Georgetown		
Connecticut		
@ Louisville		
@ Pittsburgh		
Syracuse		

## Marquette Bench Scoring

	Starters	Bench	Bench Scoring
Houston Baptist	71	24	Butler 10, Hazel 7, Acker 4, Cubillan 3
Chicago State	75	31	Hazel 10, Cubillan 8, Acker 7, Butler 6
Milwaukee			
Texas Southern			
vs. Northern Iowa			
vs. Dayton			
Central Michigan			
Wisconsin			
IPFW			
vs. Tennessee			
Western Carolina			
@ N.C. State			
Presbyterian			
Villanova			
Cincinnati			
@ Rutgers			
West Virginia			
@ Providence			
DePaul			
@ Notre Dame			
Georgetown			
@ DePaul			
@ USF			
@ Villanova			
St. John's			
Seton Hall			
@ Georgetown			
Connecticut			
@ Louisville			
@ Pittsburgh			
Syracuse			

## Marquette's Record When

	2008-09	Under Williams
Leading at half	2-0	2-0
Trailing at half	0-0	0-0
Tied at half	0-0	0-0
Scoring 70 or more points	2-0	2-0
Allowing 80 or more points	1-0	1-0
Holding opponents to 60 points or less	0-0	0-0
Holding opponents to 65 points or less	1-0	1-0
Shooting 50 percent or better	2-0	2-0
Opponents shoot 50 percent or better	0-0	0-0
Opponent shoots under 40 percent	1-0	1-0
MU's FG percent is higher than opp.	2-0	2-0
MU's FG percent is lower than opp.	0-0	0-0
MU's 3FG percent is higher than 40 percent	1-0	1-0
Opponent's 3FG percent is higher than 40 percent	0-0	0-0
MU shoots more FT than opponent	2-0	2-0
MU shoots fewer FT than opponent	0-0	0-0
MU shoots same FT as opponent	0-0	0-0
Out-rebounded opponent	2-0	2-0
Out-rebounded by opponent	0-0	0-0
Rebounds tied	0-0	0-0
Same or fewer turnovers as opp.	2-0	2-0
More turnovers than opponent	0-0	0-0
Overtime games	0-0	0-0
In games decided by 5 pts. or less	0-0	0-0
In games decided by 6-10	0-0	0-0
In games decided by 11-15	0-0	0-0
In games decided by 16 pts. or more	2-0	2-0
vs Ranked Teams (AP or Coaches)	0-0	
vs 1-25 in RPI (www.collegerpi.com, at time of game)	0-0	
vs 26-50 in RPI	0-0	
vs 51-100 in RPI	2-0	
vs 101-150 in RPI	0-0	
vs 151-200 in RPI	0-0	
vs 201-324 in RPI	0-0	
When winning the opening tip	2-0	
When scoring first	2-0	

## Team Superlatives by Half

	First Half	Second Half
Points	52 vs. Chicago State (11/17)	54 vs. Chicago State (11/17)
Fewest Pts. Allowed	34 vs. Houston Baptist (11/14)	30 vs. Houston Baptist (11/14)
FG Percentage	50.0 vs. Chicago State (11/17)	60.0 vs. Houston Baptist (11/14)
Lowest FG Pct. Allowed	37.5 vs. Houston Baptist (11/14)	41.9 vs. Chicago State (11/17)
3-Point Percentage	40.0 vs. Chicago State (11/17)	44.4 vs. Chicago State (11/17)
FT Made	16 vs. Chicago State (11/17)	14 vs. Chicago State (11/17)
Rebounds	22 vs. Houston Baptist (11/14)	23 vs. Chicago State (11/17)
Assists	11 vs. Chicago State (11/17)	14 vs. Houston Baptist (11/14)
Blocks	6 vs. Chicago State (11/17)	1 vs. Houston Baptist (11/14)
Steals	5 Twice	8 vs. Houston Baptist (11/14)

## Individual Superlatives by Half

	First Half	Second Half
Points	17 Wesley Matthews	vs. Chicago State (11/17)
3-Point Made	2 Two players	Twice
FT Made	7 Wesley Matthews	vs. Houston Baptist (11/14)
Rebounds	6 Lazar Hayward	vs. Houston Baptist (11/14)
Assists	5 Jerel McNeal	vs. Chicago State (11/17)
Points	19 Lazar Hayward	vs. Chicago State (11/17)
3-Point Made	2 Jerel McNeal	vs. Chicago State (11/17)
FT Made	5 Wesley Matthews	vs. Chicago State (11/17)
Rebounds	7 Lazar Hayward	vs. Chicago State (11/17)
Assists	6 Wesley Matthews	vs. Houston Baptist (11/14)

# Marquette Game Notes



## High Marks

Double-figure scoring games	2008-09	Career
Dominic James	0	76
Jerel McNeal	2	75
Wesley Matthews	2	63
Lazar Hayward	2	37
Ousmane Barro	0	19
David Cubillan	0	16
Maurice Acker	0	3
Dwight Burke	0	2
Jimmy Butler	1	1
Patrick Hazel	1	1

20-point games	2008-09	Career
Dominic James	0	17
Jerel McNeal	1	12
Wesley Matthews	2	7
Lazar Hayward	1	4
Ousmane Barro	0	1
David Cubillan	0	1

Double-figure rebound games	2008-09	Career
Lazar Hayward	1	6
Dominic James	0	1
Wesley Matthews	0	1
Jerel McNeal	0	1
Dwight Burke	0	1

Double-figure assist games	2008-09	Career
Dominic James	0	3
Jerel McNeal	0	2

Double-doubles	2008-09	Career
Lazar Hayward	1	6
Jerel McNeal	0	3
Dominic James	0	1

## Individual Season Records

	Starts	10+ points	10+ rebs.
Maurice Acker	--	--	--
Dwight Burke	2-0	--	--
Jimmy Butler	--	1-0	--
David Cubillan	--	--	--
Lazar Hayward	2-0	2-0	1-0
Patrick Hazel	--	1-0	--
Dominic James	2-0	--	--
Wesley Matthews	2-0	2-0	--
Jerel McNeal	2-0	2-0	--

## Individual Career Records

	Starts	10+ points	10+ rebs.
Maurice Acker	0-1	--	--
Dwight Burke	15-4	2-0	0-1
Jimmy Butler	--	1-0	--
David Cubillan	0-1	14-2	--
Lazar Hayward	35-17	29-9	5-1
Patrick Hazel	--	1-0	--
Dominic James	72-30	59-18	0-1
Wesley Matthews	61-23	42-21	1-0
Jerel McNeal	71-28	54-22	2-0

## The Last Time

Team	Marquette	Opponent
100+ Points	106-87 vs. Chicago State (11/17/08)	85-104 vs. West Virginia (1/14/06)
90+ Points	106-87 vs. Chicago State (11/17/08)	85-90 vs. Alabama (3/16/06)
Under 50 Points	40-54 vs. Western Michigan (3/14/05)	67-37 vs. Florida Gulf Coast (3/4/08)
FG Pct. 60+	61.0 vs. South Dakota State (12/3/05)	None recorded
Five or fewer turnovers	5 vs. Cincinnati (3/10/96)	5 at West Virginia (1/14/06)
Five Players, 10+ pts.	89-79 vs. Notre Dame (3/13/08)	89-79 vs. Notre Dame (3/13/08)

Team	Marquette Win	Marquette Loss — <i>italics denotes most recent</i>
Ranked Opponent (AP)	89-79 vs. 14 Notre Dame (3/13/08)	81-82 vs. 10 Stanford (3/22/08) OT
Overtime Game	77-74 vs. Pittsburgh (1/21/07) OT	68-70 vs. Georgetown (3/1/08) OT
Double Overtime	80-79 vs. Louisville (2/28/96) 2OT	74-77 vs. Louisville (2/24/01) 3OT
Triple Overtime	Never	74-77 vs. Louisville (2/24/01) 3OT
Home Opener	95-64 vs. Houston Baptist (11/14/08)	54-67 vs. South Alabama (11/14/00)
Road Openers	81-76 at Wisconsin (12/8/07)	74-84 at Nebraska (11/30/05)

Individual	Marquette	Opponent
30+ Points	30, Jerel McNeal 81-82 (OT) vs. Stanford (3/22/08)	33, David Holston 106-87 vs. Chicago State (11/17/08)

20+ Points	26, W. Matthews / 21, L. Hayward 106-87 vs. Chicago State (11/17/08)	33, D. Holston / 21, John Cantrell 106-87 vs. Chicago State (11/17/08)
------------	---	---

10+ Rebounds	12, Lazar Hayward 95-64 vs. Houston Baptist (11/14/08)	10, Demetrus Judge 95-64 vs. Houston Baptist (11/14/08)
--------------	---	--

15+ Rebounds	16, Steve Novak 94-79 vs. Connecticut (1/3/06)	15, Kentrell Gransberry 62-54 vs. USF (1/29/08)
--------------	---	--

15+ Free Throws	16, Brian Wardle 69-59 at Charlotte (2/13/99)	None recorded -- --
-----------------	--	------------------------

10+ Assists	10, Dominic James 81-82 (OT) vs. Stanford (3/22/08)	16, Mitch Johnson 81-82 (OT) vs. Stanford (3/22/08)
-------------	--	--

Double-Double	19 pts, 12 reb, Lazar Hayward 95-64 vs. Houston Baptist (11/14/08)	10 pts, 10 reb, Demetrus Judge 95-64 vs. Houston Baptist
---------------	---	---

Triple-Double	29 pts, 11 reb, 11 ast, Dwyane Wade 83-69 vs. Kentucky (3/29/03)	22 pts, 12 reb, 10 blk, Eric Hicks 66-70 vs. Cincinnati (1/8/05)
---------------	---	---

## This season . . .

Largest halftime lead . . . . .	16	vs. Chicago State (11/17)
Largest halftime deficit . . . . .	--	--
Largest lead in a game . . . . .	32	vs. Houston Baptist (11/14)
Largest deficit in a game . . . . .	1	vs. Chicago State (11/17)
Largest winning margin . . . . .	31	vs. Houston Baptist (11/14)
Largest losing margin . . . . .	--	--
Largest deficit in a victory . . . . .	1	vs. Chicago State (11/17)
Largest lead in a loss . . . . .	--	--
Most consecutive points scored . .	14	vs. Houston Baptist (11/14)
Most consecutive points allowed . .	10	vs. Chicago State (11/17)
Largest home crowd . . . . .	13,668	vs. Houston Baptist (11/14)
Largest road crowd . . . . .	--	--
Largest neutral crowd . . . . .	--	--
30-point games . . . . .	--	--
20-point games . . . . .		Matthews 2, McNeal 1, Hayward 1
10-rebound games . . . . .		Hayward 1
Double-doubles . . . . .		Hayward 1



## 2008-09 Season Superlatives

### Marquette Highs

Points	106	vs. Chicago State (11/17)
FG Made	34	Twice
FG Attempts	66	vs. Houston Baptist (11/14)
FG Percentage	52.3	34-65 vs. Chicago State (11/17)
3FG Made	8	vs. Chicago State (11/17)
3FG Attempts	22	vs. Houston Baptist (11/14)
3FG Percentage	42.1	8-19 vs. Chicago State (11/17)
FT Made	30	vs. Chicago State (11/17)
FT Attempts	43	vs. Chicago State (11/17)
FT Percentage	73.3	22-30 vs. Houston Baptist (11/14)
Rebounds	42	vs. Chicago State (11/17)
Assists	23	vs. Houston Baptist (11/14)
Steals	13	vs. Houston Baptist (11/14)
Blocks	6	vs. Chicago State (11/17)
Turnovers	13	Twice
Fouls	27	vs. Chicago State (11/17)

### Marquette Lows

Points	95	vs. Houston Baptist (11/14)
FG Made	34	Twice
FG Attempts	65	vs. Chicago State (11/17)
FG Percentage	51.5	34-66 vs. Houston Baptist (11/14)
3FG Made	5	vs. Houston Baptist (11/14)
3FG Attempts	19	vs. Chicago State (11/17)
3FG Percentage	22.7	5-22 vs. Houston Baptist (11/14)
FT Made	22	vs. Houston Baptist (11/14)
FT Attempts	30	vs. Houston Baptist (11/14)
FT Percentage	69.8	30-43 vs. Chicago State (11/17)
Rebounds	41	vs. Houston Baptist (11/14)
Assists	18	vs. Chicago State (11/17)
Steals	7	vs. Chicago State (11/17)
Blocks	3	vs. Houston Baptist (11/14)
Turnovers	13	Twice
Fouls	22	vs. Houston Baptist (11/14)

### Marquette — Individual Game Highs

Points	27	Wesley Matthews vs. Houston Baptist (11/14)
FG Made	8	Lazar Hayward, twice
FG Attempts	17	Jerel McNeal vs. Houston Baptist (11/14)
FG Percentage	66.7 (8-12)	Lazar Hayward vs. Houston Baptist (11/14)
3FG Made	2	Four players
3FG Attempts	8	Jerel McNeal vs. Houston Baptist (11/14)
3FG Percentage	66.7 (2-3)	Wesley Matthews vs. Houston Baptist (11/14)
FT Made	11	Wesley Matthews vs. Houston Baptist (11/14)
FT Attempts	12	Wesley Matthews vs. Houston Baptist (11/14)
FT Percentage	1.000 (10-10)	Wesley Matthews vs. Chicago State (11/17)
Rebounds	12	Lazar Hayward vs. Houston Baptist (11/14)
Assists	8	Wesley Matthews vs. Houston Baptist (11/14)
Steals	6	Dominic James vs. Houston Baptist (11/14)
Blocks	2	Two players
Turnovers	5	Wesley Matthews vs. Houston Baptist (11/14)

### Opponent Highs

Points	64	vs. Houston Baptist (11/14)
FG Made	31	vs. Chicago State (11/17)
FG Attempts	73	vs. Chicago State (11/17)
FG Percentage	42.5	31-73 vs. Chicago State (11/17)
3FG Made	9	vs. Chicago State (11/17)
3FG Attempts	24	Twice
3FG Percentage	37.5	9-24 vs. Chicago State (11/17)
FT Made	16	vs. Chicago State (11/17)
FT Attempts	25	vs. Chicago State (11/17)
FT Percentage	64.0	16-25 vs. Chicago State (11/17)
Rebounds	39	vs. Chicago State (11/17)
Assists	12	vs. Chicago State (11/17)
Steals	8	vs. Houston Baptist (11/14)
Blocks	3	vs. Chicago State (11/17)
Turnovers	25	vs. Houston Baptist (11/14)
Fouls	29	vs. Chicago State (11/17)

### Opponent Lows

Points	64	vs. Houston Baptist (11/14)
FG Made	21	vs. Houston Baptist (11/14)
FG Attempts	53	vs. Houston Baptist (11/14)
FG Percentage	39.6	21-53 vs. Houston Baptist (11/14)
3FG Made	8	vs. Houston Baptist (11/14)
3FG Attempts	24	Twice
3FG Percentage	33.3	8-24 vs. Houston Baptist (11/14)
FT Made	14	vs. Houston Baptist (11/14)
FT Attempts	23	vs. Houston Baptist (11/14)
FT Percentage	60.9	14-23 vs. Houston Baptist (11/14)
Rebounds	31	vs. Houston Baptist (11/14)
Assists	8	vs. Houston Baptist (11/14)
Steals	6	vs. Chicago State (11/17)
Blocks	2	vs. Houston Baptist (11/14)
Turnovers	16	vs. Chicago State (11/17)
Fouls	28	vs. Houston Baptist (11/14)

### Opponent — Individual Game Highs

Points	33	David Holston vs. Chicago State (11/17)
FG Made	11	David Holston vs. Chicago State (11/17)
FG Attempts	22	David Holston vs. Chicago State (11/17)
FG Percentage	50.0 (11-22)	David Holston vs. Chicago State (11/17)
3FG Made	7	David Holston vs. Chicago State (11/17)
3FG Attempts	13	David Holston vs. Chicago State (11/17)
3FG Percentage	53.8 (7-13)	David Holston vs. Chicago State (11/17)
FT Made	6	Gordan Watt vs. Houston Baptist (11/14)
FT Attempts	9	Gordan Watt vs. Houston Baptist (11/14)
FT Percentage	83.3 (5-6)	John Cantrell vs. Chicago State (11/17)
Rebounds	10	Demetrus Judge vs. Houston Baptist (11/14)
Assists	4	Mike Wilson vs. Chicago State (11/17)
Steals	3	John Cantrell vs. Chicago State (11/17)
Blocks	2	Two players
Turnovers	7	Baron Sauls vs. Houston Baptist (11/14)

# Marquette Game Notes

Page 17



## MU As an AP Ranked Team

Rk.	Last Time	All Time	Williams
1.	9 Notre Dame 65, MU 59 (2/26/78)	4-1	-
2.	MU 75, Xavier 53 (2/20/78)	57-6	-
3.	Miami (Ohio) 84, MU 81 (3/11/78) *	31-3	-
4.	MU 97, 11 UNLV 81	16-2	-
5.	MU 67, Wichita State 56 (1/2/78)	18-5	-
6.	MU 67, 11 Clemson 49 (12/27/76)	16-6	-
7.	MU 67, 5 N. Carolina 59 (3/28/77) *	19-4	-
8.	North Dakota St. 64, MU 60 (12/2/06)	18-5	-
9.	4 Cincinnati 63, MU 62 (2/20/02)	21-7	-
10.	West Virginia 79, MU 64 (1/6/08)	19-4	-
11.	MU 81, Wisconsin 76 (12/8/07)	17-5	-
12.	MU 77, Savannah St. 37 (12/27/07)	18-4	-
13.	UConn 89, MU 73 (1/18/08)	28-14	-
14.	MU 69, Providence 62 (2/3/07)	9-2	-
15.	MU 106, Chicago State 87 (11/17/08)	10-4	1-0
16.	MU 95, Houston Baptist 64 (11/14/08)	18-6	1-0
17.	MU 75, Cincinnati 60 (2/2/08)	19-1	-
18.	Michigan State 61, MU 49 (3/15/07)	13-3	-
19.	MU 77, Morgan St. 57 (12/22/06)	4-3	-
20.	MU 75, 12 Pittsburgh 71 (3/3/07)	13-8	-
21.	Syracuse 87, MU 72 (3/8/08)	8-4	-
22.	MU 101, Wis.-Milwaukee 51 (3/5/94)	8-3	-
23.	Charlotte 76, MU 68 (1/5/02)	2-3	-
24.	MU 77, 6 Pittsburgh 74 (1/21/07)	11-3	-
25.	10 Stanford 82, MU 81 (OT) (3/22/08)*	10-3	-
<b>Totals</b>		<b>406-109</b>	<b>2-0</b>

## MU Against AP Ranked Teams

Rk.	Last Time	All Time	Williams
1.	9 MU 83, Kentucky 69 (3/29/03) *	1-6	-
2.	MU 94, Connecticut 79 (1/3/06)	2-10	-
3.	Cincinnati 67, MU 48 (1/8/00)	0-9	-
4.	Villanova 72, MU 67 (2/4/06)	5-9	-
5.	Kansas 85, MU 61 (1/28/92)	3-11	-
6.	24 MU 77, Pitt 74 (1/21/07)	6-14	-
7.	MU 74, Cincinnati 72 (3/2/96)	5-6	-
8.	Cincinnati 85 21 MU 84 (3/9/96)	2-9	-
9.	13 MU 73, Duke 62 (11/21/06)	7-8	-
10.	Stanford 82, 25 MU 81 (OT) (3/22/08)*	5-6	-
11.	Georgetown 70, MU 68 (OT) (3/1/08)	7-5	-
12.	20 MU 75, Pittsburgh 71 (3/3/07)	3-7	-
13.	Pittsburgh 89, 18 MU 79 (3/8/07)	3-3	-
14.	25 MU 89, Notre Dame 79 (3/13/08)	6-4	-
15.	Arizona 48, MU 43 (12/18/04)	3-2	-
16.	West Virginia 104, MU 85 (1/14/06)	2-3	-
17.	MU 57, Georgetown 51 (2/16/06)	4-4	-
18.	MU 60, UAB 58 (1/19/94)	3-2	-
19.	MU 80, Wisconsin 65 (12/31/94)	5-3	-
20.	MU 50, Indiana 49 (11/23/01)	4-4	-
21.	MU 81, 21 West Virginia 63 (1/13/07)	4-1	-
22.	MU 72, Pittsburgh 54 (2/15/08)	3-3	-
23.	Georgetown 62, MU 59 (3/9/06)	3-3	-
24.	MU 73, Connecticut 69 (1/10/07)	2-1	-
25.	MU 81, Louisville 80 (3/6/04)	2-1	-
<b>Totals</b>		<b>92-133</b>	<b>-</b>

\* denotes NCAA Tournament game

## Defensive Comparison (averages as of date of game)

	Points	Avg.	Diff.	FG Pct.	Avg.	Diff.
Houston Baptist	64	--	--	39.6	--	--
Chicago State	87	75.5	--	42.5	41.1	--
Milwaukee						
Texas Southern						
vs. Northern Iowa						
vs. Dayton						
Central Michigan						
Wisconsin						
IPFW						
vs. Tennessee						
Western Carolina						
@ N.C. State						
Presbyterian						
Villanova						
Cincinnati						
@ Rutgers						
West Virginia						
@ Providence						
DePaul						
@ Notre Dame						
Georgetown						
@ DePaul						
@ USF						
@ Villanova						
St. John's						
Seton Hall						
@ Georgetown						
Connecticut						
@ Louisville						
@ Pittsburgh						
Syracuse						

## Specialty Stats by Game (Bold denotes season high; formatted as MU/OPP)

	Paint	Off TO	2nd Ch.	Fast Brk.	Bench
Houston Baptist	<b>48/16</b>	36/10	14/11	23/7	24/20
Chicago State	<b>48/40</b>	<b>25/18</b>	<b>26/16</b>	<b>26/11</b>	<b>31/9</b>
Milwaukee					
Texas Southern					
vs. Northern Iowa					
vs. Dayton					
Central Michigan					
Wisconsin					
IPFW					
vs. Tennessee					
Western Carolina					
@ N.C. State					
Presbyterian					
Villanova					
Cincinnati					
@ Rutgers					
West Virginia					
@ Providence					
DePaul					
@ Notre Dame					
Georgetown					
@ DePaul					
@ USF					
@ Villanova					
St. John's					
Seton Hall					
@ Georgetown					
Connecticut					
@ Louisville					
@ Pittsburgh					
Syracuse					

When MU is higher	2-0	2-0	2-0	2-0	2-0
When Opp. is higher	0-0	0-0	0-0	0-0	0-0
When teams are tied	0-0	0-0	0-0	0-0	0-0



# 1

# dominic JAMES



Senior • Guard • 5-11 • 185 • Richmond, Ind. • Richmond

**2008-09:** Was one of 50 players named to the John R. Wooden Award watch list and earned Preseason BIG EAST Honorable Mention ... Matched a career high with six steals and had five assists in season opener vs. Houston Baptist (11/14) ... Recorded eight points, four rebounds, one block and a steal vs. Chicago State (11/17) ...

### Season & Career Highs

#### Points

Season 8, vs. Chicago State (11/17/08)  
 Career 29, at DePaul (1/17/06)

#### Rebounds

Season 4, vs. Chicago State (11/17/08)  
 Career 11, at Louisville (3/1/06)

#### Assists

Season 5, vs. Houston Baptist (11/14/08)  
 Career 12, vs. Pittsburgh (2/15/08)

#### Steals

Season 6, vs. Houston Baptist (11/14/08)  
 Career 6, twice

#### Blocked Shots

Season 1, vs. Chicago State (11/17/08)  
 Career 2, vs. Seton Hall (3/12/08)

#### Field Goals

Season 3, vs. Chicago State (11/17/08)  
 Career 11, at DePaul (1/17/06)

#### Field Goal Attempts

Season 7, vs. Chicago State (11/17/08)  
 Career 21, at Nebraska (11/30/05)

#### Free Throws

Season 2, vs. Chicago State (11/17/08)  
 Career 11, at Valparaiso (11/27/06)

#### Free Throw Attempts

Season 9, vs. Chicago State (11/17/08)  
 Career 13, at Valparaiso (11/27/06)

#### 3-Point Field Goals

Season --  
 Career 5, at Villanova (2/25/08)

#### 3-Point Field Goal Attempts

Season 3, vs. Houston Baptist (11/14/08)  
 Career 14, at Nebraska (11/30/05)

### James' Career Stats

Year	GP	GS	Min	Avg	FG-FGA	Pct	3FG-FGA	Pct	FT-FTA	Pct	Off	Def	Tot	Avg	PF	FO	Ast	TO	Blk	Stl	Pts	Avg
2005-06	31	31	1,006	32.5	174-404	43.1	41-136	30.1	84-131	64.1	24	116	140	4.5	74	2	167	87	12	50	473	15.3
2006-07	34	34	1,130	33.2	171-445	38.4	50-184	27.2	114-175	65.1	20	84	104	3.1	72	0	167	89	5	64	506	14.9
2007-08	35	34	1,060	30.3	159-399	39.8	45-145	31.0	89-134	66.4	31	62	93	2.7	76	0	154	75	8	62	452	12.9
2008-09	2	2	51	25.5	5-12	41.7	0-4	00.0	3-11	27.3	0	6	6	3.0	4	0	8	4	1	7	13	6.5
<b>TOTAL</b>	<b>102</b>	<b>101</b>	<b>3,247</b>	<b>31.8</b>	<b>509-1260</b>	<b>40.4</b>	<b>136-469</b>	<b>28.9</b>	<b>290-451</b>	<b>64.3</b>	<b>75</b>	<b>268</b>	<b>343</b>	<b>3.4</b>	<b>226</b>	<b>2</b>	<b>496</b>	<b>255</b>	<b>26</b>	<b>183</b>	<b>1,444</b>	<b>14.2</b>



# 2

# maurice ACKER



Junior • Guard • 5-8 • 165 • Hazel Crest, Ill. • Hillcrest

**2008-09:** Grabbed a career-high five rebounds, including four boards on the defensive end, in season opening win over Houston Baptist (11/14) ... Knocked down a pair of field goals, including a 3-point basket vs. Chicago State (11/17) and finished with seven points and two steals ...

### Season & Career Highs

<b>Points</b>	
Season	7, vs. Chicago State (11/17/08)
Career	12, at Villanova (2/25/08)
<b>Rebounds</b>	
Season	5, vs. Houston Baptist (11/14/08)
Career	5, vs. Houston Baptist (11/14/08)
<b>Assists</b>	
Season	1, vs. Houston Baptist (11/14/08)
Career	6, vs. Seton Hall (1/8/08)
<b>Steals</b>	
Season	2, vs. Chicago State (11/17/08)
Career	3, vs. IPFW (12/17/07)
<b>Blocked Shots</b>	
Season	--
Career	1, vs. Seton Hall (1/8/08)
<b>Field Goals</b>	
Season	2, vs. Chicago State (11/17/08)
Career	4, vs. Notre Dame (3/13/08)
<b>Field Goal Attempts</b>	
Season	6, vs. Houston Baptist (11/14/08)
Career	7, Three times
<b>Free Throws</b>	
Season	2, Twice
Career	4, at Villanova (2/25/08)
<b>Free Throw Attempts</b>	
Season	2, Twice
Career	6, vs. Sacramento St. (12/15/07)
<b>3-Point Field Goals</b>	
Season	1, vs. Chicago State (11/17/08)
Career	2, Six times
<b>3-Point Field Goal Attempts</b>	
Season	2, vs. Chicago State (11/17/08)
Career	4, Three times

### Acker's Career Stats

Year	GP	GS	Min	Avg	FG-FGA	Pct	3FG-FGA	Pct	FT-FTA	Pct	Off	Def	Tot	Avg	PF	FO	Ast	TO	Blk	Stl	Pts	Avg
2007-08	35	1	467	13.3	53-120	44.2	26-61	42.6	26-33	78.8	7	27	34	1.0	54	1	62	36	1	28	158	4.5
2008-09	2	0	31	15.5	3-11	27.3	1-3	00.0	4-4	1.000	1	4	5	5.0	7	0	1	0	0	2	11	5.5
<b>TOTAL</b>	<b>37</b>	<b>1</b>	<b>498</b>	<b>13.5</b>	<b>56-131</b>	<b>42.7</b>	<b>27-64</b>	<b>42.2</b>	<b>30-37</b>	<b>81.1</b>	<b>8</b>	<b>31</b>	<b>39</b>	<b>1.1</b>	<b>61</b>	<b>1</b>	<b>63</b>	<b>36</b>	<b>1</b>	<b>30</b>	<b>169</b>	<b>4.6</b>



# 4

# patrick HAZEL



Sophomore • Forward • 6-7 • 220 • Queens, N.Y. • Blair Academy

**2008-09:** Played 22 minutes off the bench in season opener vs. Houston Baptist (11/14) and recorded four rebounds and seven points on 3-of-3 shooting from the field ... Led MU bench with 10 points and five rebounds, both career highs, in addition to two blocks and a steal vs. Chicago State (11/17) ...

### Season & Career Highs

<b>Points</b>	
Season	10, vs. Chicago State (11/17/08)
Career	10, vs. Chicago State (11/17/08)
<b>Rebounds</b>	
Season	5, vs. Chicago State (11/17/08)
Career	5, vs. Chicago State (11/17/08)
<b>Assists</b>	
Season	1, vs. Chicago State (11/17/08)
Career	1, Twice
<b>Steals</b>	
Season	1, vs. Chicago State (11/17/08)
Career	1, vs. Chicago State (11/17/08)
<b>Blocked Shots</b>	
Season	2, vs. Chicago State (11/17/08)
Career	2, Twice
<b>Field Goals</b>	
Season	3, Twice
Career	3, Twice
<b>Field Goal Attempts</b>	
Season	3, Twice
Career	3, Twice
<b>Free Throws</b>	
Season	4, vs. Chicago State (11/17/08)
Career	4, vs. Chicago State (11/17/08)
<b>Free Throw Attempts</b>	
Season	6, vs. Chicago State (11/17/08)
Career	6, vs. Chicago State (11/17/08)
<b>3-Point Field Goals</b>	
Season	--
Career	--
<b>3-Point Field Goal Attempts</b>	
Season	--
Career	--

### Hazel's Career Stats

Year	GP	GS	Min	Avg	FG-FGA	Pct	3FG-FGA	Pct	FT-FTA	Pct	Off	Def	Tot	Avg	PF	FO	Ast	TO	Blk	Stl	Pts	Avg
2007-08	14	0	48	3.4	3-4	75.0	0-0	00.0	1-2	50.0	0	16	16	1.1	5	0	2	1	5	0	7	0.5
2008-09	2	0	44	22.0	6-6	1.000	0-0	00.0	5-9	55.6	5	4	9	4.5	5	0	1	3	3	1	17	8.5
<b>TOTAL</b>	<b>16</b>	<b>0</b>	<b>92</b>	<b>5.8</b>	<b>9-10</b>	<b>90.0</b>	<b>0-0</b>	<b>00.0</b>	<b>6-11</b>	<b>54.5</b>	<b>5</b>	<b>20</b>	<b>25</b>	<b>1.6</b>	<b>10</b>	<b>0</b>	<b>3</b>	<b>4</b>	<b>8</b>	<b>1</b>	<b>24</b>	<b>1.5</b>



# 10

# david CUBILLAN



Junior • Guard • 6-0 • 175 • Maracaibo, Venezuela • St. Benedict's (N.J.)

**2008-09:** Knocked down a 3-pointer at the 6:15 mark in the first half vs. Houston Baptist (11/14) to give MU a 30-20 lead ... Connected on a pair of 3-point attempts and finished with eight point and two assists in 16 minutes off the bench vs. Chicago State (11/17) ...

### Season & Career Highs

#### Points

Season 8, vs. Chicago State (11/17/08)

Career 20, vs. Pittsburgh (3/3/07)

#### Rebounds

Season 1, vs. Chicago State (11/17/08)

Career 5, Twice

#### Assists

Season 2, vs. Chicago State (11/17/08)

Career 6, vs. UWM (11/30/07)

#### Steals

Season --

Career 3, Three times

#### Blocked Shots

Season --

Career 2, vs. Hillsdale (11/10/06)

#### Field Goals

Season 2, vs. Chicago State (11/17/08)

Career 5, Twice

#### Field Goal Attempts

Season 4, Twice

Career 9, Three times

#### Free Throws

Season 2, vs. Chicago State (11/17/08)

Career 8, vs. Pittsburgh (3/3/07)

#### Free Throw Attempts

Season 2, Twice

Career 8, vs. Pittsburgh (3/3/07)

#### 3-Point Field Goals

Season 2, vs. Chicago State (11/17/08)

Career 4, Twice

#### 3-Point Field Goal Attempts

Season 4, vs. Chicago State (11/17/08)

Career 8, Three times

### Cubillan's Career Stats

Year	GP	GS	Min	Avg	FG-FGA	Pct	3FG-FGA	Pct	FT-FTA	Pct	Off	Def	Tot	Avg	PF	FO	Ast	TO	Blk	Stl	Pts	Avg
2006-07	34	1	721	21.2	55-145	37.9	48-113	42.5	29-38	76.3	11	53	64	1.9	48	0	55	25	3	22	187	5.5
2007-08	34	0	598	17.6	59-158	37.3	39-116	33.6	18-23	78.3	17	27	44	1.3	32	0	55	24	3	23	175	5.1
2008-09	2	0	27	13.5	3-8	37.5	3-7	42.9	2-4	50.0	0	1	1	0.5	1	0	3	3	0	0	11	5.5
<b>TOTAL</b>	<b>70</b>	<b>1</b>	<b>1,346</b>	<b>19.2</b>	<b>117-311</b>	<b>37.6</b>	<b>90-236</b>	<b>38.1</b>	<b>49-65</b>	<b>75.4</b>	<b>28</b>	<b>81</b>	<b>109</b>	<b>1.6</b>	<b>81</b>	<b>0</b>	<b>113</b>	<b>52</b>	<b>6</b>	<b>45</b>	<b>373</b>	<b>5.3</b>



# 12

# dwight BURKE



Senior • Forward • 6-8 • 250 • Brooklyn, N.Y. • St. Benedict's Prep (N.J.)

**2008-09:** Made 18th career start in season opening win over Houston Baptist (11/14) ...

### Season & Career Highs

#### Points

Season 3, vs. Chicago State (11/17/08)

Career 12, Twice

#### Rebounds

Season 3, vs. Chicago State (11/17/08)

Career 10, vs. Pittsburgh (3/14/08)

#### Assists

Season 1, vs. Chicago State (11/17/08)

Career 2, Twice

#### Steals

Season --

Career 3, Twice

#### Blocked Shots

Season --

Career 2, Four times

#### Field Goals

Season 1, vs. Chicago State (11/17/08)

Career 5, vs. Utah Valley (11/12/07)

#### Field Goal Attempts

Season 1, vs. Chicago State (11/17/08)

Career 6, vs. Utah Valley (11/12/07)

#### Free Throws

Season 1, vs. Chicago State (11/17/08)

Career 4, at Wisconsin (12/8/07)

#### Free Throw Attempts

Season 2, vs. Chicago State (11/17/08)

Career 5, Three times

#### 3-Point Field Goals

Season --

Career --

#### 3-Point Field Goal Attempts

Season --

Career --

### Burke's Career Stats

Year	GP	GS	Min	Avg	FG-FGA	Pct	3FG-FGA	Pct	FT-FTA	Pct	Off	Def	Tot	Avg	PF	FO	Ast	TO	Blk	Stl	Pts	Avg
2005-06	20	0	105	5.3	5-12	41.7	0-0	00.0	6-9	66.7	5	10	15	0.8	24	0	1	9	3	1	16	0.8
2006-07	34	0	303	8.9	10-31	32.3	0-0	00.0	8-30	26.7	28	34	62	1.8	51	0	3	16	14	5	28	0.8
2007-08	35	17	412	11.8	32-53	60.7	0-0	00.0	23-46	50.0	46	55	101	2.9	75	1	7	16	14	11	87	2.5
2008-09	2	2	26	13.0	1-1	1.000	0-0	00.0	1-3	33.3	1	4	5	2.5	7	1	1	1	0	0	3	1.5
<b>TOTAL</b>	<b>91</b>	<b>19</b>	<b>846</b>	<b>9.3</b>	<b>48-97</b>	<b>49.5</b>	<b>0-0</b>	<b>00.0</b>	<b>38-88</b>	<b>43.2</b>	<b>80</b>	<b>103</b>	<b>183</b>	<b>2.0</b>	<b>157</b>	<b>2</b>	<b>12</b>	<b>42</b>	<b>31</b>	<b>17</b>	<b>133</b>	<b>1.5</b>





# 22

# Jerel McNEAL



Senior • Guard • 6-3 • 200 • Chicago, Ill. • Hillcrest

**2008-09:** Was one of 50 players named to the John R. Wooden Award watch list and earned Preseason All-BIG EAST honors ... Tallied 20 points, five assists and four rebounds vs. Houston Baptist (11/14) and attempted a career-high eight three-pointers, while going a perfect 5-of-5 from the free throw line ... Two of his six field goals were from beyond the 3-point line and scored 17 points with six assists vs. Chicago State (11/17) ...

### Season & Career Highs

<b>Points</b>	
Season	20, vs. Houston Baptist (11/14/08)
Career	30, vs. Stanford (3/22/08)
<b>Rebounds</b>	
Season	4, Twice
Career	12, Twice
<b>Assists</b>	
Season	6, vs. Chicago State (11/17/08)
Career	10, Twice
<b>Steals</b>	
Season	1, Twice
Career	7, N. Dakota St. (12/2/06)
<b>Blocked Shots</b>	
Season	1, Twice
Career	3, Three times
<b>Field Goals</b>	
Season	7, vs. Houston Baptist (11/14/08)
Career	13, vs. Stanford (3/22/08)
<b>Field Goal Attempts</b>	
Season	17, vs. Houston Baptist (11/14/08)
Career	25, vs. Stanford (3/22/08)
<b>Free Throws</b>	
Season	5, vs. Houston Baptist (11/14/08)
Career	9, at Connecticut (1/10/07)
<b>Free Throw Attempts</b>	
Season	5, Twice
Career	13, at Connecticut (1/10/07)
<b>3-Point Field Goals</b>	
Season	2, vs. Chicago State (11/17/08)
Career	4, Twice
<b>3-Point Field Goal Attempts</b>	
Season	8, vs. Houston Baptist (11/14/08)
Career	8, vs. Houston Baptist (11/14/08)

### McNeal's Career Stats

Year	GP	GS	Min	Avg	FG-FGA	Pct	3FG-FGA	Pct	FT-FTA	Pct	Off	Def	Tot	Avg	PF	FO	Ast	TO	Blk	Stl	Pts	Avg
2005-06	31	31	853	27.5	138-312	44.2	13-46	28.3	54-72	75.0	40	100	140	4.5	77	2	85	117	14	64	343	11.1
2006-07	29	29	876	30.2	154-369	41.7	30-96	31.3	88-129	68.2	50	88	138	4.8	102	6	109	118	16	76	426	14.7
2007-08	35	35	1,056	30.2	198-434	45.6	35-115	30.4	92-131	70.2	56	115	171	4.9	109	4	124	98	15	76	523	14.9
2008-09	2	2	66	33.0	13-29	44.8	3-12	25.0	8-10	80.0	2	6	8	4.0	5	0	11	3	2	2	37	18.5
<b>TOTAL</b>	<b>97</b>	<b>97</b>	<b>2,823</b>	<b>29.1</b>	<b>503-1144</b>	<b>44.0</b>	<b>81-269</b>	<b>30.1</b>	<b>242-342</b>	<b>70.8</b>	<b>148</b>	<b>309</b>	<b>457</b>	<b>4.7</b>	<b>293</b>	<b>12</b>	<b>329</b>	<b>336</b>	<b>47</b>	<b>218</b>	<b>1,329</b>	<b>13.7</b>



# 23

# wesley MATTHEWS



Senior • Guard • 6-5 • 215 • Madison, Wis. • Memorial

**2008-09:** Recorded 27 points and eight assists, both career highs, vs. Houston Baptist (11/14), while shooting 11-of-12 from the free throw line and 7-of-11 from the field and grabbing five rebounds and five steals ... Netted seven field goals for the eighth time in his career and went 10-of-10 from the charity stripe and 2-of-2 from beyond the arc en route to scoring a team-high 26 points and grabbed a career-best nine rebounds vs. Chicago State (11/17) ...

### Season & Career Highs

<b>Points</b>	
Season	27, vs. Houston Baptist (11/14/08)
Career	27, vs. Houston Baptist (11/14/08)
<b>Rebounds</b>	
Season	9, vs. Chicago State (11/17/08)
Career	13, vs. Lewis (12/28/05)
<b>Assists</b>	
Season	8, vs. Houston Baptist (11/14/08)
Career	8, vs. Houston Baptist (11/14/08)
<b>Steals</b>	
Season	5, vs. Houston Baptist (11/14/08)
Career	6, S. Dakota St. (12/3/05)
<b>Blocked Shots</b>	
Season	2, vs. Chicago State (11/17/08)
Career	2, Twice
<b>Field Goals</b>	
Season	7, Twice
Career	7, Eight times
<b>Field Goal Attempts</b>	
Season	14, vs. Chicago State (11/17/08)
Career	18, Twice
<b>Free Throws</b>	
Season	11, vs. Houston Baptist (11/14/08)
Career	12, vs. Villanova (2/19/07)
<b>Free Throw Attempts</b>	
Season	12, vs. Houston Baptist (11/14/08)
Career	12, Three times
<b>3-Point Field Goals</b>	
Season	2, Twice
Career	4, vs. USF (1/29/08)
<b>3-Point Field Goal Attempts</b>	
Season	3, vs. Houston Baptist (11/14/08)
Career	5, Three times

### Matthews' Career Stats

Year	GP	GS	Min	Avg	FG-FGA	Pct	3FG-FGA	Pct	FT-FTA	Pct	Off	Def	Tot	Avg	PF	FO	Ast	TO	Blk	Stl	Pts	Avg
2005-06	23	13	573	24.9	65-163	39.9	14-32	43.8	63-80	78.8	34	59	93	4.0	51	0	51	52	5	29	207	9.0
2006-07	34	34	1,062	31.2	133-304	43.8	23-80	28.8	141-183	77.0	64	115	179	5.3	84	4	75	84	5	49	430	12.6
2007-08	35	35	1,009	28.8	121-279	43.4	31-67	31.3	132-167	79.0	58	97	155	4.4	76	0	59	57	10	34	395	11.3
2008-09	2	2	63	31.5	14-25	56.0	4-5	80.0	21-22	95.5	4	10	14	7.0	6	0	11	7	2	7	53	26.5
<b>TOTAL</b>	<b>94</b>	<b>84</b>	<b>2,676</b>	<b>28.5</b>	<b>333-771</b>	<b>43.2</b>	<b>62-184</b>	<b>33.7</b>	<b>357-452</b>	<b>78.9</b>	<b>160</b>	<b>281</b>	<b>441</b>	<b>4.7</b>	<b>217</b>	<b>4</b>	<b>196</b>	<b>200</b>	<b>22</b>	<b>119</b>	<b>1,085</b>	<b>11.5</b>



# 32

# lazar HAYWARD



Junior • Forward • 6-6 • 225 • Buffalo, N.Y. • Notre Dame Prep (Mass.)

**2008-09:** Registered his sixth career double-double with 19 points and a career-high 12 rebounds vs. Houston Baptist (11/14); was 8-of-12 shooting from the field against the Huskies ... Posted a season-high 21 points and finished with nine rebounds vs. Chicago State (11/17) ...

### Season & Career Highs

<b>Points</b>	
Season	21, vs. Chicago State (11/17/08)
Career	23, Twice
<b>Rebounds</b>	
Season	12, vs. Houston Baptist (11/14/08)
Career	12, vs. Houston Baptist (11/14/08)
<b>Assists</b>	
Season	2, vs. Houston Baptist (11/14/08)
Career	3, Twice
<b>Steals</b>	
Season	1, vs. Houston Baptist (11/14/08)
Career	4, Four times
<b>Blocked Shots</b>	
Season	--
Career	2, Twice
<b>Field Goals</b>	
Season	8, Twice
Career	8, Five times
<b>Field Goal Attempts</b>	
Season	15, vs. Chicago State (11/17/08)
Career	16, vs. Seton Hall (2/12/08)
<b>Free Throws</b>	
Season	4, vs. Chicago State (11/17/08)
Career	8, Twice
<b>Free Throw Attempts</b>	
Season	5, vs. Chicago State (11/17/08)
Career	11, vs. Notre Dame (3/13/08)
<b>3-Point Field Goals</b>	
Season	1, Twice
Career	3, Five times
<b>3-Point Field Goal Attempts</b>	
Season	5, vs. Chicago State (11/17/08)
Career	6, Twice

### Hayward's Career Stats

Year	GP	GS	Min	Avg	FG-FGA	Pct	3FG-FGA	Pct	FT-FTA	Pct	Off	Def	Tot	Avg	PF	FO	Ast	TO	Blk	Stl	Pts	Avg
2006-07	34	16	553	16.3	83-194	42.8	10-48	20.8	48-72	66.7	61	63	124	3.6	73	1	10	35	3	20	224	6.6
2007-08	35	33	889	25.4	158-333	47.4	41-91	45.1	92-119	77.3	66	162	228	6.5	94	3	21	63	13	39	449	12.8
2008-09	2	2	52	26.0	16-27	59.3	2-9	22.2	6-7	85.7	8	13	21	10.5	7	0	3	4	0	1	40	20.0
<b>TOTAL</b>	<b>71</b>	<b>51</b>	<b>1,494</b>	<b>21.0</b>	<b>257-554</b>	<b>46.4</b>	<b>53-148</b>	<b>35.8</b>	<b>146-198</b>	<b>73.7</b>	<b>135</b>	<b>238</b>	<b>373</b>	<b>5.3</b>	<b>174</b>	<b>4</b>	<b>34</b>	<b>102</b>	<b>16</b>	<b>60</b>	<b>713</b>	<b>10.0</b>



# 33

# jimmy BUTLER



Sophomore • Guard • 6-6 • 215 • Tomball, Texas • Tomball

**2008-09:** Shot 5-of-8 from the field and scored 10 points with four rebounds in his debut with the Golden Eagles vs. Houston Baptist (11/14)

...

Season & Career Highs	
<b>Points</b>	
Season	10, vs. Houston Baptist (11/14/08)
Career	10, vs. Houston Baptist (11/14/08)
<b>Rebounds</b>	
Season	4, vs. Houston Baptist (11/14/08)
Career	4, vs. Houston Baptist (11/14/08)
<b>Assists</b>	
Season	1, Twice
Career	1, Twice
<b>Steals</b>	
Season	--
Career	--
<b>Blocked Shots</b>	
Season	1, vs. Houston Baptist (11/14/08)
Career	1, vs. Houston Baptist (11/14/08)
<b>Field Goals</b>	
Season	5, vs. Houston Baptist (11/14/08)
Career	5, vs. Houston Baptist (11/14/08)
<b>Field Goal Attempts</b>	
Season	8, vs. Houston Baptist (11/14/08)
Career	8, vs. Houston Baptist (11/14/08)
<b>Free Throws</b>	
Season	2, vs. Chicago State (11/17/08)
Career	2, vs. Chicago State (11/17/08)
<b>Free Throw Attempts</b>	
Season	2, vs. Chicago State (11/17/08)
Career	2, vs. Chicago State (11/17/08)
<b>3-Point Field Goals</b>	
Season	--
Career	--
<b>3-Point Field Goal Attempts</b>	
Season	1, vs. Chicago State (11/17/08)
Career	1, vs. Chicago State (11/17/08)

## Butler's Career Stats


Year	GP	GS	Min	Avg	FG-FGA	Pct	3FG-FGA	Pct	FT-FTA	Pct	Off	Def	Tot	Avg	PF	FO	Ast	TO	Blk	Stl	Pts	Avg
2008-09	2	0	39	19.5	7-12	58.3	0-1	00.0	2-3	66.7	3	3	6	3.0	6	0	2	1	1	0	16	8.0





# 45

# robert FROZENA



Sophomore • Guard • 6-1 • 180 • Sherwood, Wis. • St. Mary Central

**2008-09:** Made eighth career appearance and grabbed one rebound vs. Houston Baptist (11/14) ...

### Season & Career Highs

Points	
Season	--
Career	2, vs. Savannah St. (12/29/07)
Rebounds	
Season	1, vs. Houston Baptist (11/14/08)
Career	1, Three times
Assists	
Season	--
Career	1, vs. Providence (1/3/08)
Steals	
Season	--
Career	1, vs. Coppin St. (12/21/07)
Blocked Shots	
Season	--
Career	--
Field Goals	
Season	--
Career	--
Field Goal Attempts	
Season	--
Career	--
Free Throws	
Season	--
Career	2, vs. Savannah St. (12/29/07)
Free Throw Attempts	
Season	--
Career	2, Twice
3-Point Field Goals	
Season	--
Career	--
3-Point Field Goal Attempts	
Season	--
Career	--

### Frozena's Career Stats

Year	GP	GS	Min	Avg	FG-FGA	Pct	3FG-FGA	Pct	FT-FTA	Pct	Off	Def	Tot	Avg	PF	FO	Ast	TO	Blk	Stl	Pts	Avg
2007-08	7	0	9	1.3	0-0	00.0	0-0	00.0	3-4	75.0	0	2	2	0.3	0	0	1	0	0	1	3	0.4
2008-09	1	0	1	1.0	0-0	00.0	0-0	00.0	0-0	00.0	1	0	1	1.0	1	0	0	0	0	0	0	0.0
<b>TOTAL</b>	<b>8</b>	<b>0</b>	<b>10</b>	<b>1.3</b>	<b>0-0</b>	<b>00.0</b>	<b>0-0</b>	<b>00.0</b>	<b>3-4</b>	<b>75.0</b>	<b>1</b>	<b>2</b>	<b>3</b>	<b>0.4</b>	<b>1</b>	<b>0</b>	<b>1</b>	<b>0</b>	<b>0</b>	<b>1</b>	<b>3</b>	<b>0.4</b>



## CAREER GAME-BY-GAME STATISTICS

### # 1 JAMES, Dominic

#### 2008-09 Statistics

	min	fg-a	3fg-a	ft-a	reb	ast	to	bk	st	pf	pts
Houston Baptist	.26	2-5	0-3	1-2	2	5	4	0	6	1	5
Chicago State	.25	3-7	0-1	2-9	4	3	0	1	1	3	8
Milwaukee											
Texas Southern											
vs. Northern Iowa											
vs. Dayton											
Central Michigan											
Wisconsin											
IPFW											
vs. Tennessee											
Western Carolina											
at N.C. State											
Presbyterian											
Villanova*											
Cincinnati*											
at Rutgers*											
West Virginia*											
at Providence*											
DePaul*											
at Notre Dame*											
Georgetown*											
at DePaul*											
at USF*											
at Villanova*											
St. John's*											
Seton Hall*											
at Georgetown*											
Connecticut*											
at Louisville*											
at Pittsburgh*											
Syracuse*											

#### 2007-08 Statistics

	min	fg-a	3fg-a	ft-a	reb	ast	to	bk	st	pf	pts
IUPUI*	.31	3-7	0-3	6-7	1	3	2	1	4	2	12
Utah Valley*	.31	4-11	2-4	3-4	0	1	0	0	2	2	13
at Chaminade*	.28	4-12	0-4	3-4	0	2	0	0	3	1	11
vs. Okla. St.*	.27	5-11	4-6	4-4	1	5	4	1	2	1	18
vs. Duke*	.27	4-16	0-3	4-6	6	3	2	0	1	4	12
UWM*	.29	10-15	2-5	0-0	4	5	2	0	4	1	22
at Wisconsin*	.34	7-15	1-4	5-8	5	6	3	0	2	3	20
Sacramento St.*	.27	3-11	1-4	1-2	2	4	3	0	1	2	8
IPFW*	.29	7-13	2-2	1-4	3	6	4	0	2	1	17
Coppin St.*	.31	6-10	3-6	3-4	4	8	4	0	3	0	18
Savannah St.*	.28	4-12	1-3	3-5	3	3	2	0	1	1	12
Providence*	.28	6-11	4-6	5-6	3	6	0	0	1	2	21
at WVU*	.35	4-12	2-6	0-0	0	5	0	0	1	3	10
Seton Hall*	.29	4-12	1-5	4-6	5	3	3	1	1	2	13
Notre Dame*	.24	6-15	3-6	1-1	3	7	3	0	4	2	16
at Louisville*	.29	1-5	0-3	1-2	5	1	0	0	1	2	3
at Connecticut*	.29	4-10	0-1	1-3	2	3	1	0	0	4	9
DePaul*	.30	7-11	1-2	4-5	2	3	3	0	1	3	19
USF*	.19	1-7	0-2	1-6	0	4	0	0	1	1	3
at Cincinnati*	.34	2-9	0-5	4-6	4	4	3	0	0	4	8
Louisville	.18	3-9	1-5	1-2	4	0	3	0	0	4	8
at Notre Dame*	.32	10-16	3-6	0-0	1	6	1	1	1	1	23
at Seton Hall*	.32	2-9	1-4	4-7	2	6	2	1	3	4	9
Pittsburgh*	.31	2-11	0-6	0-0	5	12	0	0	0	2	4
at St. John's*	.36	5-16	0-3	9-9	1	4	1	0	0	4	19
Rutgers*	.29	5-9	1-3	2-2	0	6	5	0	0	1	13
at Villanova*	.33	9-13	5-8	2-2	3	4	5	0	6	2	25
Georgetown*	.38	6-11	1-3	2-6	2	1	3	0	2	3	15
Florida Gulf Coast*	.30	4-10	1-5	2-3	2	4	5	0	3	3	11
at Syracuse*	.33	3-12	1-5	0-0	1	5	5	0	3	2	7
vs. Seton Hall*	.34	4-8	1-3	2-6	5	2	2	2	4	2	11
vs. Notre Dame*	.33	4-9	2-4	0-0	6	6	1	0	2	3	10
vs. Pittsburgh*	.35	3-16	0-4	2-2	3	3	0	0	1	1	8
vs. Kentucky*	.29	3-9	1-3	8-10	1	3	0	0	1	3	15
vs. Stanford*	.38	4-16	0-3	1-2	4	10	3	1	1	0	9

### # 2 ACKER, Maurice

#### 2008-09 Statistics

	min	fg-a	3fg-a	ft-a	reb	ast	to	bk	st	pf	pts
Houston Baptist	.16	1-6	0-1	2-2	5	1	0	0	0	3	4
Chicago State	.15	2-5	1-2	2-2	0	0	0	0	0	2	7
Milwaukee											
Texas Southern											
vs. Northern Iowa											
vs. Dayton											
Central Michigan											
Wisconsin											
IPFW											
vs. Tennessee											
Western Carolina											
at N.C. State											
Presbyterian											
Villanova*											
Cincinnati*											
at Rutgers*											
West Virginia*											
at Providence*											
DePaul*											
at Notre Dame*											
Georgetown*											
at DePaul*											
at USF*											
at Villanova*											
St. John's*											
Seton Hall*											
at Georgetown*											
Connecticut*											
at Louisville*											
at Pittsburgh*											
Syracuse*											

#### 2006-07 Statistics

	min	fg-a	3fg-a	ft-a	reb	ast	to	bk	st	pf	pts
Hillsdale*	.30	3-15	0-1	7-8	1	4	2	0	4	2	13
Idaho St.*	.38	5-14	3-8	4-9	5	3	3	0	4	1	17
Detroit*	.29	8-15	2-5	2-4	2	5	0	0	4	1	20
Eastern Michigan*	.25	6-11	3-6	2-4	2	6	4	0	0	3	17
vs. Texas Tech*	.32	7-15	1-6	1-4	1	1	4	0	0	3	16
vs. Duke*	.34	9-15	2-4	5-6	3	7	1	0	1	0	25
at Valparaiso*	.26	4-12	3-9	11-13	0	3	2	0	1	2	22
Northwestern St.*	.31	7-12	0-3	5-7	5	6	1	0	2	2	19
North Dakota St.*	.27	3-11	1-5	1-2	2	6	3	1	2	2	8
Delaware St.*	.33	5-7	2-2	1-4	1	1	4	1	0	2	13
Wisconsin*	.37	7-19	2-7	3-6	4	1	2	0	2	2	19
UMBC*	.36	8-16	0-6	1-1	2	6	3	0	4	2	17
Oakland*	.31	8-14	1-2	3-5	6	9	6	0	1	2	20
Morgan St.*	.31	2-6	1-2	2-2	0	3	6	0	2	1	7
Savannah St.*	.35	6-11	2-5	8-11	1	6	3	0	2	2	22
at Providence*	.37	3-11	1-8	5-7	2	4	1	0	2	3	12
Syracuse*	.32	3-12	0-7	0-3	4	6	2	1	3	4	6
at Connecticut*	.33	5-18	1-5	6-10	4	4	3	0	3	2	17
West Virginia*	.33	8-17	3-5	2-4	5	6	4	0	5	2	21
at Louisville*	.35	7-16	4-7	0-0	3	5	4	0	1	2	18
at Pittsburgh*	.39	6-14	4-9	7-8	1	5	0	0	0	3	23
Seton Hall*	.36	5-10	1-3	0-4	4	4	1	0	1	2	11
at USF*	.33	5-11	2-6	4-7	3	6	3	0	4	2	16
Providence*	.31	2-11	0-4	2-4	2	3	2	0	0	1	6
Rutgers*	.34	1-7	0-4	4-4	7	0	0	0	1	3	6
at Georgetown*	.34	2-17	0-6	2-2	4	3	2	0	0	1	6
at DePaul*	.38	6-17	1-5	4-7	4	6	3	0	1	3	17
Louisville*	.34	3-6	0-1	3-6	5	3	4	0	2	3	9
Villanova*	.35	5-13	2-7	6-6	3	5	4	1	2	4	18
at Notre Dame*	.36	6-20	1-4	1-3	9	8	1	0	2	4	14
Pittsburgh*	.27	3-10	1-5	1-2	2	10	1	1	1	1	8
vs. St. John's*	.37	2-14	0-9	5-6	5	8	5	0	1	2	9
vs. Pittsburgh*	.35	5-12	2-8	4-4	3	5	2	0	1	3	16
vs. Michigan St.*	.36	6-16	4-10	2-2	2	2	3	0	2	0	18

#### 2005-06 Statistics

	min	fg-a	3fg-a	ft-a	reb	ast	to	bk	st	pf	pts
Rice*	.30	4-12	3-7	5-7	6	9	2	1	1	3	16
Winthrop*	.37	5-13	2-7	3-4	2	7	4	0	2	2	15
vs. E. Washington*	.32	5-11	0-3	4-6	3	3	6	1	2	5	14
vs. Oral Roberts*	.30	4-13	1-6	6-11	3	8	3	0	1	3	15
vs. South Carolina*	.32	3-12	2-7	4-6	2	9	3	0	0	0	12
at Nebraska*	.32	9-21	4-14	0-0	8	3	3	0	1	4	22
South Dakota St.*	.31	7-9	0-0	0-5	5	8	2	0	5	2	14
Valparaiso*	.27	5-10	2-4	0-0	5	4	1	0	0	2	12
at Wisconsin*	.34	4-12	0-3	2-5	8	8	4	1	1	3	10
San Francisco*	.30	0-5	0-4	4-6	1	2	2	1	0	0	4
Oakland*	.29	7-17	2-5	1-3	5	4	7	0	2	2	17
Delaware St.*	.29	5-8	0-2	0-0	1	4	2	1	0	3	10
Lewis*	.30	7-12	3-6	5-7	5	7	1	0	1	1	22
Connecticut*	.31	2-13	1-5	2-2	4	7	1	0	1	3	7
Cincinnati*	.33	6-15	2-4	4-4	6	4	3	1	2	2	18
at Seton Hall*	.34	5-10	1-3	2-4	3	4	4	1	1	2	13
at West Virginia*	.34	10-15	3-5	5-7	6	8	7	0	2	1	28</



## CAREER GAME-BY-GAME STATISTICS

### # 4 HAZEL, Patrick

#### 2008-09 Statistics

	min	fg-a	3fg-a	ft-a	reb	ast	to	bk	st	pf	pts
Houston Baptist	.22	3-3	0-0	1-3	4	0	0	1	0	3	7
Chicago State	.22	3-3	0-0	4-6	5	1	3	2	1	2	10
Milwaukee											
Texas Southern											
vs. Northern Iowa											
vs. Dayton											
Central Michigan											
Wisconsin											
IPFW											
vs. Tennessee											
Western Carolina											
at N.C. State											
Presbyterian											
Villanova*											
Cincinnati*											
at Rutgers*											
West Virginia*											
at Providence*											
DePaul*											
at Notre Dame*											
Georgetown*											
at DePaul*											
at USF*											
at Villanova*											
St. John's*											
Seton Hall*											
at Georgetown*											
Connecticut*											
at Louisville*											
at Pittsburgh*											
Syracuse*											

#### 2007-08 Statistics

	min	fg-a	3fg-a	ft-a	reb	ast	to	bk	st	pf	pts
IUPUI											DNP
Utah Valley											DNP
at Chaminade											DNP
vs. Okla. St.	.4	0-0	0-0	0-0	3	0	0	0	0	0	0
vs. Duke											DNP
UWM	.9	1-1	0-0	0-0	2	0	0	1	0	1	2
at Wisconsin											DNP
Sacramento St.	.3	0-0	0-0	0-0	1	0	0	0	0	0	0
IPFW	.3	1-1	0-0	1-1	1	0	0	0	0	0	3
Coppin St.	.7	0-0	0-0	0-0	2	0	0	2	0	1	0
Savannah St.	.6	0-0	0-0	0-1	1	0	0	0	0	1	0
Providence	.2	1-1	0-0	0-0	0	0	1	0	0	1	2
at WVU											DNP
Seton Hall											DNP
Notre Dame	.3	0-1	0-0	0-0	0	0	0	0	0	0	0
at Louisville											DNP
at Connecticut	.2	0-0	0-0	0-0	0	0	0	0	0	0	0
DePaul											DNP
USF											DNP
at Cincinnati											DNP
Louisville											DNP
at Notre Dame											DNP
at Seton Hall	.3	0-0	0-0	0-0	3	1	0	0	0	1	0
Pittsburgh	.2	0-0	0-0	0-0	1	0	0	0	0	0	0
at St. John's	.1	0-0	0-0	0-0	0	0	0	0	0	0	0
Rutgers	.2	0-0	0-0	0-0	2	1	0	1	0	0	0
at Villanova											DNP
Georgetown											DNP
Florida Gulf Coast	.2	0-0	0-0	0-0	0	0	0	1	0	0	0
at Syracuse											DNP
vs. Seton Hall											DNP
vs. Notre Dame											DNP
vs. Pittsburgh											DNP
vs. Kentucky											DNP
vs. Stanford											DNP

### # 10 CUBILLAN, David

#### 2008-09 Statistics

	min	fg-a	3fg-a	ft-a	reb	ast	to	bk	st	pf	pts
Houston Baptist	.11	1-4	1-3	0-2	0	1	1	0	0	0	3
Chicago State	.16	2-4	2-4	2-2	1	2	2	0	0	1	8
Milwaukee											
Texas Southern											
vs. Northern Iowa											
vs. Dayton											
Central Michigan											
Wisconsin											
IPFW											
vs. Tennessee											
Western Carolina											
at N.C. State											
Presbyterian											
Villanova*											
Cincinnati*											
at Rutgers*											
West Virginia*											
at Providence*											
DePaul*											
at Notre Dame*											
Georgetown*											
at DePaul*											
at USF*											
at Villanova*											
St. John's*											
Seton Hall*											
at Georgetown*											
Connecticut*											
at Louisville*											
at Pittsburgh*											
Syracuse*											

#### 2006-07 Statistics

	min	fg-a	3fg-a	ft-a	reb	ast	to	bk	st	pf	pts
Hillsdale	.19	2-3	1-2	0-1	2	1	2	0	1	2	5
Idaho St.	.18	0-1	0-1	0-0	2	1	0	1	0	1	0
Detroit	.20	3-5	2-3	2-2	0	2	2	0	0	2	10
Eastern Michigan	.16	3-4	3-4	1-2	1	5	1	0	0	1	10
vs. Texas Tech	.28	4-6	3-5	0-0	5	1	1	0	1	2	11
vs. Duke	.19	1-3	1-3	2-3	1	0	1	0	0	2	5
at Valparaiso	.23	1-3	1-3	1-2	2	1	1	0	1	0	4
Northwestern St.	.22	1-5	1-4	0-0	2	4	1	0	3	2	3
North Dakota St.	.15	3-4	2-3	0-0	1	3	1	0	0	2	8
Delaware St.	.19	1-2	1-1	0-0	0	4	0	0	2	0	3
Wisconsin	.18	1-5	1-2	0-0	2	1	0	0	1	1	3
UMBC	.19	1-5	1-5	0-2	1	2	0	0	1	0	3
Oakland	.25	2-3	2-2	2-2	2	2	3	1	0	2	8
Morgan St.	.15	1-2	0-1	0-0	0	1	0	0	1	0	2
Savannah St.	.10	0-0	0-0	0-0	0	2	0	0	0	2	0
at Providence*	.30	1-7	1-5	0-0	2	1	1	0	2	0	3
Syracuse	.21	2-5	2-5	0-0	1	1	2	0	1	3	6
at Connecticut	.12	0-2	0-0	0-0	1	1	1	0	0	1	0
West Virginia	.24	5-5	4-4	0-0	4	0	1	0	1	1	14
at Louisville	.22	0-2	0-2	0-0	1	0	0	0	0	2	0
at Pittsburgh	.30	0-3	0-2	0-0	4	2	2	0	0	1	0
Seton Hall	.13	0-3	0-1	0-0	1	1	0	0	0	2	0
at USF	.24	3-7	3-6	0-0	3	2	3	0	1	1	9
Providence	.21	2-4	2-3	0-0	3	1	2	0	1	1	6
Rutgers	.23	2-6	2-5	4-4	3	2	0	0	0	1	10
at Georgetown	.26	1-8	1-6	0-0	2	1	0	0	0	1	3
at DePaul	.18	0-1	0-1	0-0	0	1	1	0	1	2	0
Louisville	.13	1-4	1-3	1-2	4	0	0	0	1	0	4
Villanova	.29	2-6	2-6	2-2	1	1	0	0	0	2	8
at Notre Dame	.27	2-6	2-5	4-4	1	2	0	0	2	2	10
Pittsburgh	.26	4-7	4-7	8-8	5	2	0	0	0	2	20
vs. St. John's	.19	1-3	1-1	2-4	2	1	0	0	0	2	5
vs. Pittsburgh	.30	2-7	1-4	0-0	3	3	0	0	0	3	5
vs. Michigan St.	.27	3-8	3-8	0-0	2	3	1	0	1	2	9

#### 2007-08 Statistics

	min	fg-a	3fg-a	ft-a	reb	ast	to	bk	st	pf	pts
IUPUI	.23	3-9	2-8	1-1	1	3	1	0	0	2	9
Utah Valley	.19	4-8	2-6	2-2	1	2	0	0	2	0	12
at Chaminade	.24	3-8	2-6	3-3	1	2	1	0	3	0	11
vs. Okla. St.	.23	4-5	2-2	0-0	2	1	2	0	0	0	10
vs. Duke	.21	2-4	2-4	0-0	1	2	0	0	1	2	6
UWM	.26	5-9	2-6	0-0	4	6	1	0	0	1	12
at Wisconsin	.20	1-5	1-4	0-0	1	2	0	0	0	1	3
Sacramento St.	.23	1-4	0-2	3-5	2	3	1	1	2	1	5
IPFW	.18	4-9	3-8	0-0	3	1	3	0	0	1	11
Coppin St.											DNP
Savannah St.	.14	2-4	1-2	0-0	1	2	1	0	0	0	5
Providence	.22	1-4	0-3	0-0	1	1	0	0	2	1	2
at WVU	.20	2-6	1-4	0-0	2	2	2	0	0	4	5
Seton Hall	.10	1-4	1-4	0-0	0	0	0	0	0	1	3
Notre Dame	.15	4-7	3-5	0-0	2	2	1	0	1	0	11
at Louisville	.14	0-1	0-1	0-1	0	0	0	0	0	3	0
at Connecticut	.16	3-3	2-2	0-0	2	1	1	0	1	1	8
DePaul	.26	3-6	2-4	1-1	3	5	1	1	3	1	9
USF	.21	1-3	1-2	0-0	1	2	2	0	1	2	3
at Cincinnati	.7	0-2	0-0	0-0	0	0	0	0	0	1	0
Louisville	.19	0-3	0-3	0-0	2	2	0	1	0	1	0
at Notre Dame	.20	4-8	3-6	0-0	0	1	0	0	0	2	11
at Seton Hall	.20	2-8	2-4	4-4	1	0	0	0	1	1	10
Pittsburgh	.23	4-7	3-5	2-2	2	1	0	0	0	2	13
at St. John's	.24	1-5	1-4	0-0	2	3	2	0	2	0	3
Rutgers	.16	2-5	2-4	0-0	0	2	2				



## CAREER GAME-BY-GAME STATISTICS

### #12 BURKE, Dwight

#### 2008-09 Statistics

	min	fg-a	3fg-a	ft-a	reb	ast	to	bk	st	pf	pts
Houston Baptist	13	0-0	0-0	0-1	2	0	0	0	0	5	0
Chicago State	13	1-1	0-0	1-2	3	1	1	0	0	2	3
Milwaukee											
Texas Southern											
vs. Northern Iowa											
vs. Dayton											
Central Michigan											
Wisconsin											
IPFW											
vs. Tennessee											
Western Carolina											
at N.C. State											
Presbyterian											
Villanova*											
Cincinnati*											
at Rutgers*											
West Virginia*											
at Providence*											
DePaul*											
at Notre Dame*											
Georgetown*											
at DePaul*											
at USF*											
at Villanova*											
St. John's*											
Seton Hall*											
at Georgetown*											
Connecticut*											
at Louisville*											
at Pittsburgh*											
Syracuse*											

#### 2007-08 Statistics

	min	fg-a	3fg-a	ft-a	reb	ast	to	bk	st	pf	pts
IUPUI*	16	1-2	0-0	0-0	2	0	0	0	0	2	2
Utah Valley*	24	5-6	0-0	2-2	8	0	1	0	0	3	12
at Chaminade*	12	2-3	0-0	0-0	4	0	1	0	0	3	4
vs. Okla. St.*	18	0-1	0-0	1-2	1	0	3	1	3	3	1
vs. Duke*	11	1-3	0-0	0-1	2	0	0	0	0	2	2
UWM*	18	3-3	0-0	1-4	3	1	1	1	0	1	7
at Wisconsin*	17	4-5	0-0	4-5	9	0	1	2	0	1	12
Sacramento St.*	15	2-2	0-0	1-4	5	0	1	1	3	3	5
IPFW*	12	1-1	0-0	0-0	2	0	1	0	0	4	2
Coppin St.	8	0-1	0-0	2-2	2	0	0	1	0	0	2
Savannah St.	12	1-2	0-0	0-0	5	0	1	0	0	3	2
Providence*	13	1-2	0-0	0-0	2	0	0	1	0	4	2
at WVU*	14	1-1	0-0	1-1	3	1	0	0	0	3	3
Seton Hall*	16	0-0	0-0	1-3	4	0	0	1	1	1	1
Notre Dame*	14	0-4	0-0	0-0	4	2	1	0	1	4	0
at Louisville*	12	0-0	0-0	0-0	1	0	0	0	0	5	0
at Connecticut	6	0-2	0-0	0-0	2	0	0	1	0	0	0
DePaul	14	1-1	0-0	1-2	1	1	1	0	0	1	3
USF*	22	2-3	0-0	1-3	4	0	0	0	0	4	5
at Cincinnati*	11	0-0	0-0	0-0	2	1	1	0	0	0	0
Louisville*	15	0-1	0-0	0-0	2	0	0	0	1	3	0
at Notre Dame	8	2-2	0-0	0-0	0	0	0	0	0	2	4
at Seton Hall	4	1-1	0-0	0-0	3	0	0	0	0	0	2
Pittsburgh	3	0-0	0-0	0-0	0	0	1	1	0	1	0
at St. John's	5	0-0	0-0	0-0	0	0	1	0	0	3	0
Rutgers	3	0-0	0-0	0-0	0	1	0	1	0	1	0
at Villanova	4	0-0	0-0	0-0	1	0	0	0	0	0	0
Georgetown	14	1-1	0-0	3-5	4	0	0	0	1	2	5
Florida Gulf Coast	4	0-0	0-0	0-0	0	0	1	0	1	2	0
at Syracuse	7	0-0	0-0	1-2	3	0	0	0	0	3	1
vs. Seton Hall	3	0-0	0-0	0-0	2	0	1	0	0	0	0
vs. Notre Dame	7	1-1	0-0	0-0	2	0	0	0	1	1	2
vs. Pittsburgh	23	1-4	0-0	2-5	10	0	0	1	0	3	4
vs. Kentucky	14	0-0	0-0	1-3	5	0	0	1	0	4	1
vs. Stanford	13	1-1	0-0	1-2	3	0	0	0	0	3	3

### #21 FULCE, Joseph

#### 2008-09 Statistics

	min	fg-a	3fg-a	ft-a	reb	ast	to	bk	st	pf	pts
Houston Baptist											DNP
Chicago State											DNP
Milwaukee											
Texas Southern											
vs. Northern Iowa											
vs. Dayton											
Central Michigan											
Wisconsin											
IPFW											
vs. Tennessee											
Western Carolina											
at N.C. State											
Presbyterian											
Villanova*											
Cincinnati*											
at Rutgers*											
West Virginia*											
at Providence*											
DePaul*											
at Notre Dame*											
Georgetown*											
at DePaul*											
at USF*											
at Villanova*											
St. John's*											
Seton Hall*											
at Georgetown*											
Connecticut*											
at Louisville*											
at Pittsburgh*											
Syracuse*											

#### 2006-07 Statistics

	min	fg-a	3fg-a	ft-a	reb	ast	to	bk	st	pf	pts
Hillsdale	6	1-1	0-0	0-0	2	0	0	0	0	0	2
Idaho St.	2	0-1	0-0	0-0	1	0	0	0	0	0	0
Detroit	4	0-0	0-0	0-0	0	0	0	2	0	0	0
Eastern Michigan	12	1-2	0-0	1-3	2	0	0	1	0	3	3
vs. Texas Tech	14	2-2	0-0	0-0	3	2	0	1	0	2	4
vs. Duke	8	0-0	0-0	0-0	2	0	0	0	0	3	0
at Valparaiso	7	0-0	0-0	0-0	0	0	1	0	1	4	0
Northwestern St.	6	0-0	0-0	0-0	1	0	2	0	0	1	0
North Dakota St.	11	0-1	0-0	0-0	3	0	0	0	0	0	0
Delaware St.	8	0-0	0-0	0-2	2	0	0	0	0	2	0
Wisconsin	7	0-0	0-0	0-0	0	0	0	0	1	0	0
UMBC	17	0-3	0-0	0-2	3	0	1	2	0	1	0
Oakland	5	0-1	0-0	0-0	0	0	1	0	0	2	0
Morgan St.	6	0-0	0-0	0-0	1	0	0	0	0	1	0
Savannah St.	6	0-0	0-0	0-0	0	0	0	0	0	0	0
at Providence	4	0-0	0-0	0-0	0	0	0	0	0	2	0
Syracuse	18	0-1	0-0	0-0	5	0	1	2	0	2	0
at Connecticut	23	2-5	0-0	1-2	7	0	1	2	1	4	5
West Virginia	13	1-1	0-0	3-4	4	0	0	0	0	2	5
at Louisville	8	0-0	0-0	0-0	1	0	2	0	0	1	0
at Pittsburgh	10	1-1	0-0	0-2	3	0	1	0	0	2	2
Seton Hall	8	1-1	0-0	0-3	2	0	0	1	0	1	2
at USF	11	0-2	0-0	0-0	4	1	2	0	0	2	0
Providence	5	0-0	0-0	0-0	0	0	1	0	0	1	0
Rutgers	7	0-1	0-0	1-2	1	0	0	0	0	1	1
at Georgetown	8	0-1	0-0	1-2	2	0	0	0	0	0	1
at DePaul	4	0-0	0-0	0-2	1	0	0	0	0	0	0
Louisville	11	0-1	0-0	0-0	1	0	1	2	0	2	0
Villanova	8	0-1	0-0	0-2	3	0	0	0	0	4	0
at Notre Dame	19	1-3	0-0	0-0	5	0	0	1	1	2	2
Pittsburgh	3	0-0	0-0	0-0	0	0	1	0	0	1	0
vs. St. John's	11	0-1	0-0	1-2	3	0	0	0	1	3	1
vs. Pittsburgh	9	0-0	0-0	0-0	0	0	1	0	0	2	0
vs. Michigan St.	4	0-1	0-0	0-2	0	0	0	0	0	0	0

#### 2005-06 Statistics

	min	fg-a	3fg-a	ft-a	reb	ast	to	bk	st	pf	pts
Rice											DNP
Winthrop											DNP
vs. E. Washington	5	0-0	0-0	2-2	1	0	1	0	0	1	2
vs. Oral Roberts	5	1-3	0-0	0-1	1	0	1	1	1	1	2
vs. South Carolina											DNP
at Nebraska	2	0-0	0-0	0-0	0	0	0	0	0	1	0
South Dakota St.	8	1-1	0-0	0-0	2	0	0	1	0	1	2
Valparaiso	3	0-0	0-0	0-0	1	0	0	0	0	2	0
at Wisconsin											DNP
San Francisco											DNP
Oakland	2	1-1	0-0	0-0	0	0	1	0	0	1	2
Delaware St.	6	0-0	0-0	0-0	1	0	1	0	0	0	0
Lewis	6	1-1	0-0	0-0	0	0	0	0	0	0	2
Connecticut	7	1-1	0-0	1-2	0	0	1	0	0	2	3
Cincinnati	1	0-0	0-0	0-0	0	0	0	0	0	0	0
at Seton Hall	9	0-0	0-0	0-0	1	0	0	0	0	1	0
at West Virginia	5	0-1	0-0	0-0	3	0	1	0	0	3	0
at DePaul	0+	0-0	0-0	0-0	0	0	0	0	0	0	0
Notre Dame											DNP
DePaul											DNP
at Pittsburgh											DNP
St. John's	5	0-0	0-0	0-0	0	0	0	0	0	0	0
at Villanova	11	0-0	0-0	0-0							



## CAREER GAME-BY-GAME STATISTICS

### #22 McNEAL, Jerel

#### 2008-09 Statistics

	min	fg-a	3fg-a	ft-a	reb	ast	to	bk	st	pf	pts
Houston Baptist	.32	7-17	1-8	5-5	4	5	2	1	1	1	20
Chicago State	.34	6-12	2-4	3-5	4	6	1	1	1	4	17
Milwaukee											
Texas Southern											
vs. Northern Iowa											
vs. Dayton											
Central Michigan											
Wisconsin											
IPFW											
vs. Tennessee											
Western Carolina											
at N.C. State											
Presbyterian											
Villanova*											
Cincinnati*											
at Rutgers*											
West Virginia*											
at Providence*											
DePaul*											
at Notre Dame*											
Georgetown*											
at DePaul*											
at USF*											
at Villanova*											
St. John's*											
Seton Hall*											
at Georgetown*											
Connecticut*											
at Louisville*											
at Pittsburgh*											
Syracuse*											

#### 2007-08 Statistics

	min	fg-a	3fg-a	ft-a	reb	ast	to	bk	st	pf	pts
IUPUI*	.33	8-11	1-2	3-4	4	2	4	0	3	2	20
Utah Valley*	.26	3-14	0-1	1-4	9	2	3	1	2	3	7
at Chaminade*	.27	10-14	0-2	2-4	3	0	2	0	2	3	22
vs. Okla. St.*	.24	7-14	1-2	5-8	5	3	0	0	1	3	20
vs. Duke*	.30	4-7	0-2	3-4	3	4	3	0	1	4	11
UWM*	.33	6-12	2-4	2-3	5	10	2	0	3	3	16
at Wisconsin*	.34	7-17	0-2	0-0	5	3	3	0	5	4	14
Sacramento St.*	.30	3-6	1-3	6-8	4	4	5	0	2	3	13
IPFW*	.27	3-7	0-2	1-5	7	2	3	0	2	2	7
Coppin St.*	.26	4-5	3-4	7-8	6	6	3	0	3	3	18
Savannah St.*	.24	3-7	0-2	3-3	5	2	3	0	3	3	9
Providence*	.28	2-5	0-2	0-0	2	9	3	0	3	4	4
at WVU*	.30	4-8	0-2	2-2	3	3	3	0	2	5	10
Seton Hall*	.34	6-17	1-3	1-2	7	5	6	3	2	2	14
Notre Dame*	.29	7-15	2-5	2-2	4	3	1	1	2	1	18
at Louisville*	.33	7-17	0-1	2-3	4	1	7	0	2	3	16
at Connecticut*	.33	3-10	0-3	3-4	0	2	2	0	2	2	9
DePaul*	.29	5-17	1-5	4-4	3	3	2	0	1	4	15
USF*	.25	2-9	0-1	2-3	6	2	3	0	0	5	6
at Cincinnati*	.31	5-11	0-3	3-5	5	7	0	0	2	4	13
Louisville*	.27	4-9	1-3	2-5	4	2	1	0	3	5	11
at Notre Dame*	.36	3-15	2-5	2-4	5	5	2	1	2	4	10
at Seton Hall*	.30	6-12	2-4	0-0	4	3	2	0	0	3	14
Pittsburgh*	.31	8-13	1-4	0-0	6	3	1	1	0	2	17
at St. John's*	.34	8-16	2-6	2-2	7	4	5	1	3	4	20
Rutgers*	.27	7-10	0-0	0-0	7	7	2	3	5	1	14
at Villanova*	.35	5-14	1-5	3-3	3	5	0	2	4	14	
Georgetown*	.17	5-21	0-3	7-12	8	6	2	0	6	2	17
Florida Gulf Coast*	.23	2-4	0-1	2-3	0	4	3	0	2	5	6
at Syracuse*	.31	7-14	2-3	6-7	6	2	2	1	2	3	22
vs. Seton Hall*	.37	7-15	1-3	6-7	9	4	1	1	1	1	21
vs. Notre Dame*	.27	9-16	4-7	6-8	6	1	2	1	1	4	28
vs. Pittsburgh*	.26	7-12	1-3	2-2	3	1	5	0	3	4	17
vs. Kentucky*	.34	8-15	2-5	2-2	5	2	4	0	2	1	20
vs. Stanford*	.34	13-25	4-12	0-0	8	2	3	1	1	4	30

### #23 MATTHEWS, Wesley

#### 2008-09 Statistics

	min	fg-a	3fg-a	ft-a	reb	ast	to	bk	st	pf	pts
Houston Baptist	.31	7-11	2-3	11-12	5	8	5	0	5	2	27
Chicago State	.32	7-14	2-2	10-10	9	3	2	2	2	4	26
Milwaukee											
Texas Southern											
vs. Northern Iowa											
vs. Dayton											
Central Michigan											
Wisconsin											
IPFW											
vs. Tennessee											
Western Carolina											
at N.C. State											
Presbyterian											
Villanova*											
Cincinnati*											
at Rutgers*											
West Virginia*											
at Providence*											
DePaul*											
at Notre Dame*											
Georgetown*											
at DePaul*											
at USF*											
at Villanova*											
St. John's*											
Seton Hall*											
at Georgetown*											
Connecticut*											
at Louisville*											
at Pittsburgh*											
Syracuse*											

#### 2006-07 Statistics

	min	fg-a	3fg-a	ft-a	reb	ast	to	bk	st	pf	pts
Hillsdale*	.35	7-22	0-5	5-7	7	4	5	1	3	2	19
Idaho St.*	.32	5-16	1-7	2-4	4	3	5	0	6	4	13
Detroit*	.27	3-8	1-3	0-1	2	7	3	2	3	3	7
Eastern Michigan*	.28	2-9	1-4	4-6	8	3	4	2	3	3	9
vs. Texas Tech*	.22	7-14	2-7	3-3	7	7	4	0	3	4	19
vs. Duke*	.37	7-17	0-2	3-6	6	2	4	0	6	2	17
at Valparaiso*	.27	3-8	1-4	3-4	3	1	3	0	1	4	10
Northwestern St.*	.25	5-15	1-2	2-2	5	2	4	0	3	4	13
North Dakota St.*	.32	8-17	0-3	0-1	1	1	5	0	7	3	16
Delaware St.*	.34	5-11	1-2	5-6	3	4	3	0	4	2	16
Wisconsin*	.32	6-11	0-1	4-6	5	4	4	2	1	5	16
UMBC*	.25	5-11	3-5	2-3	5	2	1	0	0	4	15
Oakland*	.29	6-9	0-0	5-7	5	4	2	0	6	2	17
Morgan St.*	.31	8-15	2-5	7-8	3	7	3	0	4	4	25
Savannah St.*	.27	1-9	0-1	4-4	3	5	6	1	1	3	6
at Providence				DNP							
Syracuse*	.29	7-17	2-6	0-4	3	3	7	1	5	5	16
at Connecticut*	.34	5-13	0-2	9-13	7	4	8	0	2	4	19
West Virginia*	.25	4-10	0-0	3-4	9	7	7	0	2	5	11
at Louisville*	.28	4-10	0-2	7-8	2	7	4	0	1	4	15
at Pittsburgh*	.33	3-10	1-3	1-1	3	2	3	0	1	5	8
Seton Hall*	.34	9-15	2-4	2-2	7	10	3	1	4	2	22
at USF*	.28	5-13	1-3	2-5	5	1	4	1	2	4	13
Providence*	.35	8-13	1-3	1-4	12	5	5	1	1	3	18
Rutgers*	.28	4-7	2-4	0-0	5	4	4	2	0	4	10
at Georgetown*	.26	5-13	1-5	0-0	3	1	3	0	1	5	11
at DePaul*	.36	7-18	1-4	1-2	4	2	4	1	3	1	16
Louisville*	.37	6-13	3-4	3-5	1	4	3	1	1	2	18
Villanova*	.32	6-15	1-2	2-2	7	3	3	0	1	5	15
at Notre Dame*	.28	3-10	2-3	8-11	3	0	4	0	1	4	16
Pittsburgh										DNP	
vs. St. John's										DNP	
vs. Pittsburgh										DNP	
vs. Michigan St.										DNP	

#### 2005-06 Statistics

	min	fg-a	3fg-a	ft-a	reb	ast	to	bk	st	pf	pts
Rice*	.31	5-7	1-2	3-3	6	1	8	2	2	3	14
Winthrop*	.23	2-4	1-1	1-2	4	2	2	1	2	3	6
vs. E. Washington*	.27	5-6	0-0	5-5	6	4	2	0	3	3	15
vs. Oral Roberts*	.26	3-5	0-0	2-2	2	5	6	1	2	1	8
vs. South Carolina*	.25	2-4	1-1	2-2	4	0	2	0	2	0	7
at Nebraska*	.32	1-5	0-2	5-5	2	2	4	1	2	4	7
South Dakota St.*	.18	3-6	0-0	3-4	0	1	3	0	4	5	9
Valparaiso*	.29	4-10	0-2	4-4	4	4	1	1	2	2	12
at Wisconsin*	.13	3-7	0-0	0-0	2	1	3	0	1	5	6
San Francisco*	.32	6-14	1-3	2-5	1	2	3	0	3	3	15
Oakland*	.27	8-12	1-3	1-1	7	5	2	0	3	2	18
Delaware St.*	.29	4-9	2-2	0-0	6	4	2	0	2	1	10
Lewis*	.26	5-9	1-1	0-0	6	2	5	1	0	0	11
Connecticut*	.35	7-22	1-5	4-6	12	2	4	0	2	3	19
Cincinnati*	.35	7-21	0-3	2-2	4	2	3	0	1	3	16
at Seton Hall*	.37	3-10	1-2	2-2	4	3	6	2	3	2	9
at West Virginia*	.32	4-9	0-0	1-2	5	3	5	0	1	4	9
at DePaul*	.33	4-6	1-1	2-3	4	7	5	0	0	1	11
Notre Dame*	.30	6-9	0-0	0-2	3	5	5				



## CAREER GAME-BY-GAME STATISTICS

### #23 MATTHEWS, W. (con't)

#### 2006-07 Statistics

	min	fg-a	3fg-a	ft-a	reb	ast	to	bk	st	pf	pts
Hillsdale*	.28	1-5	0-1	4-7	7	2	4	0	0	5	6
Idaho St.*	.36	3-13	0-4	1-4	5	1	1	0	1	1	7
Detroit*	.24	6-9	3-4	0-0	8	1	0	0	1	1	15
Eastern Michigan*	.28	5-8	2-4	3-3	2	3	2	1	2	1	15
vs. Texas Tech*	.33	7-11	1-2	5-8	4	6	5	0	3	1	20
vs. Duke*	.30	2-9	1-2	3-4	4	0	1	0	1	2	8
at Valparaiso*	.31	5-8	1-4	0-0	4	0	4	0	1	2	11
Northwestern St.*	.32	5-11	0-3	4-5	8	5	4	0	2	0	14
North Dakota St.*	.34	3-11	0-3	3-4	9	3	3	0	3	1	9
Delaware St.*	.30	5-11	2-4	3-5	4	5	1	0	3	1	15
Wisconsin*	.34	3-11	0-3	3-3	4	1	3	0	3	5	9
UMBC*	.28	2-4	0-1	0-2	4	1	1	0	0	0	4
Oakland*	.35	4-7	0-1	2-4	4	2	2	0	1	3	10
Morgan St.*	.24	3-6	0-2	2-2	6	6	0	0	0	3	8
Savannah St.*	.29	7-8	2-2	6-10	9	0	2	2	0	2	22
at Providence*	.24	6-18	1-4	1-2	5	1	2	0	2	4	14
Syracuse*	.34	6-18	0-3	2-3	8	5	5	1	1	4	14
at Connecticut*	.34	3-5	0-0	4-6	8	2	5	0	2	2	10
West Virginia*	.36	5-6	0-1	3-5	1	3	1	0	2	3	13
at Louisville*	.36	5-6	3-4	4-6	5	1	1	0	1	2	17
at Pittsburgh*	.33	2-5	0-1	10-11	3	1	0	0	3	4	14
Seton Hall*	.38	6-13	0-0	10-12	5	2	4	0	4	2	22
at USF*	.35	2-11	0-1	8-8	6	2	0	0	1	0	12
Providence*	.30	1-6	0-2	10-10	2	1	5	0	0	4	12
Rutgers*	.31	4-8	0-1	2-4	6	1	2	0	0	5	10
at Georgetown*	.19	1-3	0-1	0-0	2	1	2	0	0	5	11
at DePaul*	.28	3-9	1-3	5-6	9	2	5	0	1	4	12
Louisville*	.33	2-7	0-3	4-5	5	2	2	0	3	2	8
Villanova*	.27	2-5	0-1	12-12	7	2	3	0	3	1	16
at Notre Dame*	.22	7-8	1-2	2-3	4	1	1	0	0	5	17
Pittsburgh	.36	7-15	1-3	5-7	3	4	3	0	3	2	20
vs. St. John's	.34	2-9	2-4	9-10	5	4	0	0	0	3	15
vs. Pittsburgh	.35	6-11	1-2	6-6	7	3	4	0	1	3	19
vs. Michigan St.	.31	2-9	1-4	5-6	6	1	6	1	1	6	10

#### 2005-06 Statistics

	min	fg-a	3fg-a	ft-a	reb	ast	to	bk	st	pf	pts
Rice*	.15	3-4	0-0	1-1	1	1	4	0	1	3	7
Winthrop*	.29	4-7	1-3	2-2	3	2	3	0	1	3	11
vs. E. Washington*	.17	2-5	0-0	8-10	5	0	1	0	2	4	12
vs. Oral Roberts*	.20	1-7	0-0	0-0	3	1	1	0	0	3	2
vs. South Carolina*	.30	3-9	1-2	2-2	6	5	1	0	1	0	9
at Nebraska*	.29	4-10	1-1	9-11	7	4	4	1	2	4	18
South Dakota St.*	.25	3-7	1-1	3-6	3	4	4	1	6	1	10
Valparaiso*	.32	2-10	0-2	0-0	2	6	3	0	4	2	4
at Wisconsin*	.32	2-12	1-3	4-4	3	0	0	0	1	4	9
San Francisco*	.27	1-7	0-0	5-6	7	3	2	1	2	1	7
Oakland*	.29	7-12	3-4	4-5	5	2	2	1	1	2	21
Delaware St.*	.28	3-4	2-2	4-4	3	2	5	0	3	1	12
Lewis*	.30	1-9	0-3	0-0	13	5	2	0	1	3	2
Connecticut					DNP						
Cincinnati					DNP						
at Seton Hall					DNP						
at West Virginia					DNP						
at DePaul					DNP						
Notre Dame					DNP						
DePaul					DNP						
at Pittsburgh					DNP						
St. John's	.17	0-3	0-0	0-0	3	4	0	0	0	1	0
at Villanova	.9	2-2	0-0	0-0	0	1	4	0	0	1	4
at Rutgers	.26	3-7	0-1	3-4	4	1	0	0	0	3	9
Georgetown	.21	1-3	0-1	0-0	4	1	3	0	0	2	2
Pittsburgh	.26	5-8	1-2	2-2	4	3	3	0	0	1	13
at Notre Dame	.24	0-4	0-0	3-4	1	2	3	1	1	1	3
at Louisville	.32	3-10	1-3	3-4	4	0	0	0	1	3	10
Providence	.27	7-8	2-2	2-3	0	6	1	0	0	3	11
vs. Georgetown	.24	4-7	0-1	6-7	6	1	1	0	1	2	14
vs. Alabama	.24	4-8	0-1	2-5	3	2	2	0	0	2	10

### #32 HAYWARD, Lazar

#### 2008-09 Statistics

	min	fg-a	3fg-a	ft-a	reb	ast	to	bk	st	pf	pts
Houston Baptist	.24	8-12	1-2	2-2	12	2	1	0	1	3	19
Chicago State	.28	8-15	1-5	4-5	9	1	3	0	0	4	21
Milwaukee											
Texas Southern											
vs. Northern Iowa											
vs. Dayton											
Central Michigan											
Wisconsin											
IPFW											
vs. Tennessee											
Western Carolina											
at N.C. State											
Presbyterian											
Villanova*											
Cincinnati*											
at Rutgers*											
West Virginia*											
at Providence*											
DePaul*											
at Notre Dame*											
Georgetown*											
at DePaul*											
at Villanova*											
St. John's*											
Seton Hall*											
at Georgetown*											
Connecticut*											
at Louisville*											
at Pittsburgh*											
Syracuse*											

#### 2006-07 Statistics

	min	fg-a	3fg-a	ft-a	reb	ast	to	bk	st	pf	pts
Hillsdale	.16	3-5	0-0	0-0	5	0	0	0	1	2	6
Idaho St.	.7	1-3	0-0	0-0	0	0	0	0	0	0	2
Detroit	.17	5-8	2-4	2-2	3	0	1	0	4	1	14
Eastern Michigan	.14	5-12	2-4	1-2	8	1	1	2	1	0	13
vs. Texas Tech	.18	1-6	0-4	1-2	6	0	3	0	1	3	3
vs. Duke	.10	1-2	0-1	0-0	2	0	1	0	0	1	2
at Valparaiso	.15	4-7	0-1	0-1	1	0	1	0	0	3	8
Northwestern St.	.11	2-3	0-1	0-0	1	0	0	0	0	3	4
North Dakota St.	.18	2-8	0-2	2-2	4	0	1	0	0	2	6
Delaware St.	.12	0-1	0-0	0-0	2	0	2	0	0	3	0
Wisconsin	.21	5-12	0-4	0-0	8	0	1	0	1	2	10
UMBC	.16	6-11	0-1	1-4	7	0	3	1	1	2	13
Oakland	.14	2-4	0-0	2-4	2	0	0	0	0	3	6
Morgan St.	.20	3-7	0-1	2-2	6	0	1	0	1	1	8
Savannah St.	.13	0-2	0-1	2-4	3	1	1	0	1	1	2
at Providence	.21	2-9	0-1	8-8	5	0	1	0	1	2	12
Syracuse*	.18	2-3	0-0	3-4	5	0	1	0	1	1	7
at Connecticut*	.13	1-5	0-1	0-0	2	0	1	0	2	3	2
West Virginia*	.13	1-1	1-1	1-2	0	0	0	0	0	0	4
at Louisville	.8	1-1	0-0	0-0	1	0	0	0	0	1	2
at Pittsburgh*	.9	2-5	0-1	0-0	1	0	3	0	1	3	4
Seton Hall*	.16	3-4	0-1	1-4	3	0	0	0	0	3	7
at USF*	.13	0-3	0-1	1-2	2	0	1	0	1	2	1
Providence*	.13	2-5	0-0	1-2	5	1	1	0	2	3	5
Rutgers	.10	2-3	1-2	0-0	3	0	0	0	0	0	5
at Georgetown*	.17	4-7	1-1	5-5	4	0	0	0	0	1	14
at DePaul*	.19	2-4	0-0	0-2	8	0	1	0	0	4	4
Louisville*	.16	1-3	0-0	2-2	3	3	2	0	0	2	4
Villanova*	.28	5-7	2-3	6-8	4	0	1	0	0	5	18
at Notre Dame	.20	1-5	0-3	0-0	3	1	1	0	0	4	2
Pittsburgh	.28	3-10	0-2	1-2	6	1	1	0	1	4	7
vs. St. John's	.26	5-13	1-4	3-5	7	1	2	0	0	1	14
vs. Pittsburgh	.15	4-10	0-2	3-3	2	1	1	0	0	4	11
vs. Michigan St.	.25	2-5	0-1	0-0	4	0	2	0	0	3	4

#### 2007-08 Statistics

	min	fg-a	3fg-a	ft-a	reb	ast	to	bk	st	pf	pts	
IUPUI	.16	4-5	0-1	3-3	4	1	0	0	0	2	11	
Utah Valley	.24	5-7	0-1	1-2	5	1	1	0	1	0	0	11
at Chaminade*	.33	6-11	0-1	3-4	8	1	1	1	1	2	15	
vs. Okla. St.*	.30	2-8	0-1	3-3	4	1	4	1	4	2	7	
vs. Duke*	.20	5-7	1-1	3-4	3	0	2	0	0	4	14	
UWM*	.29	8-13	2-3	1-2	11	1	0	1	0	1	3	19
at Wisconsin*	.22	4-7	0-1	3-4	6	0	0	0	0	1	4	11
Sacramento St.*	.26	5-7	1-2	1-2	7	1	2	0	1	0	12	
IPFW*	.27	5-8	0-1	4-6	8	2	1	1	0	2	14	
Coppin St.*	.30	7-10	1-2	2-2	5	0	0	1	1	3	17	
Savannah St.*	.19	4-10	0-0	4-4	8	0	3	2	2	1	12	
Providence*	.26	5-10	3-4	4-4	6	1						



**THE STAT CREW SYSTEM**  
**Marquette Combined Team Statistics (as of Nov 17, 2008)**  
**All games**

<b>RECORD:</b>	<b>OVERALL</b>	<b>HOME</b>	<b>AWAY</b>	<b>NEUTRAL</b>
ALL GAMES	2-0	2-0	0-0	0-0
CONFERENCE	0-0	0-0	0-0	0-0
NON-CONFERENCE	2-0	2-0	0-0	0-0

#	Player	gp-gs	min		Total		3-Point		F-Throw		Rebounds				pf	dq	a	to	blk	stl	pts	avg
			min	avg	fg-fga	pct	3fg-fga	pct	ft-fta	pct	off	def	tot	avg								
23	MATTHEWS, Wesley	2-2	63	31.5	14-25	.560	4-5	.800	21-22	.955	4	10	14	7.0	6	0	11	7	2	7	53	26.5
32	HAYWARD, Lazar	2-2	52	26.0	16-27	.593	2-9	.222	6-7	.857	8	13	21	10.5	7	0	3	4	0	1	40	20.0
22	MCNEAL, Jerel	2-2	66	33.0	13-29	.448	3-12	.250	8-10	.800	2	6	8	4.0	5	0	11	3	2	2	37	18.5
04	HAZEL, Patrick	2-0	44	22.0	6-6	1.000	0-0	.000	5-9	.556	5	4	9	4.5	5	0	1	3	3	1	17	8.5
33	BUTLER, Jimmy	2-0	39	19.5	7-12	.583	0-1	.000	2-3	.667	3	3	6	3.0	6	0	2	1	1	0	16	8.0
01	JAMES, Dominic	2-2	51	25.5	5-12	.417	0-4	.000	3-11	.273	0	6	6	3.0	4	0	8	4	1	7	13	6.5
02	ACKER, Maurice	2-0	31	15.5	3-11	.273	1-3	.333	4-4	1.000	1	4	5	2.5	7	0	1	0	0	2	11	5.5
10	CUBILLAN, David	2-0	27	13.5	3-8	.375	3-7	.429	2-4	.500	0	1	1	0.5	1	0	3	3	0	0	11	5.5
12	BURKE, Dwight	2-2	26	13.0	1-1	1.000	0-0	.000	1-3	.333	1	4	5	2.5	7	1	1	1	0	0	3	1.5
45	FROZENA, Robert	1-0	1	1.0	0-0	.000	0-0	.000	0-0	.000	1	0	1	1.0	1	0	0	0	0	0	0	0.0
Team											3	4	7									
Total.....		2	400		68-131	.519	13-41	.317	52-73	.712	28	55	83	41.5	49	1	41	26	9	20	201	100.5
Opponents.....		2	400		52-126	.413	17-48	.354	30-48	.625	26	44	70	35.0	57	2	20	41	5	14	151	75.5

<b>TEAM STATISTICS</b>	<b>MU</b>	<b>OPP</b>	<b>Date</b>	<b>Opponent</b>	<b>Score</b>	<b>Att.</b>
SCORING	201	151	11/14/08	HOUSTON BAPTIST	w 95-64	13668
Points per game	100.5	75.5	11/17/08	CHICAGO STATE	w 106-87	12966
Scoring margin	+25.0	-	* - Conference game			
FIELD GOALS-ATT	68-131	52-126				
Field goal pct	.519	.413				
3 POINT FG-ATT	13-41	17-48				
3-point FG pct	.317	.354				
3-pt FG made per game	6.5	8.5				
FREE THROWS-ATT	52-73	30-48				
Free throw pct	.712	.625				
F-Throws made per game	26.0	15.0				
REBOUNDS	83	70				
Rebounds per game	41.5	35.0				
Rebounding margin	+6.5	-				
ASSISTS	41	20				
Assists per game	20.5	10.0				
TURNOVERS	26	41				
Turnovers per game	13.0	20.5				
Turnover margin	+7.5	-				
Assist/turnover ratio	1.6	0.5				
STEALS	20	14				
Steals per game	10.0	7.0				
BLOCKS	9	5				
Blocks per game	4.5	2.5				
ATTENDANCE	26634	0				
Home games-Avg/Game	2-13317	0-0				
Neutral site-Avg/Game	-	0-0				

<b>Score by Periods</b>	<b>1st</b>	<b>2nd</b>	<b>Totals</b>
Marquette	94	107	201
Opponents	70	81	151