



2007-08 Game Notes

No. 13/13 Marquette Golden Eagles
 (13-2, 3-1 BIG EAST)
 at **ESPN 2**
 Louisville Cardinals
 (12-4, 2-1 BIG EAST)

The No. 13/13 Marquette University men's basketball team opens a two-game road swing at Louisville Thursday night in a key early season BIG EAST Conference matchup. The program's fifth national television appearance of the season will be featured on ESPN2. Dan Shulman (play-by-play) and Len Elmore (analyst) will call the action from Freedom Hall. The Cardinals lead the all-time series 35-24, with each road team claiming a victory in home-and-home matchups in 2006-07.

Victory Over Notre Dame Leads To Historic Result

Saturday's 92-66 win over Notre Dame was impressive for a number of reasons, not the least of which was the final margin of victory.

In a series that dates back to 1920, MU's most recent 24-point decision over the Fighting Irish marked the largest win by the Golden Eagles in 109 all-time meetings.

DATE: January 17, 2008
TIP-OFF: 6 p.m. CT
LOCATION: Freedom Hall (21,000) - Louisville, Ky.
TELEVISION: ESPN2 will feature Marquette's fifth national television broadcast of the campaign. Dan Shulman (play-by-play) and Len Elmore (analyst) will call the action.
RADIO: ESPN Radio 1510 AM/1290 AM is the flagship station for the Marquette Radio Network. Steve "The Homer" True (play-by-play) and Jim McIlvaine (analyst) will call the action all season long.
MU'S LAST TIME OUT: The Golden Eagles had five players reach double figures in a 92-66 victory over Notre Dame. Junior guard Jerel McNeal led the way with 18 points and Lazar Hayward added 17.
UOFL'S LAST TIME OUT: The Cardinals downed Rutgers 64-49 in BIG EAST action on the road. Guard Jerry Smith led the way with 14 points and forward Terrance Williams chipped in seven points and 14 boards.
SERIES HISTORY: UofL leads 35-24.
LAST MEETING: UofL 61, MU 59.
MU CONTACT INFO: Scott Kuykendall handles all of the media relations duties for the Marquette men's basketball program and can be reached at 414.288.4794 [w]/414.807.3490 [c] or scott.kuykendall@marquette.edu.
WEB SITE: GoMarquette.com
ND CONTACT INFO: Kenny Klein handles the media relations duties for UofL and can be reached at (502) 852-6581 or kenny.klein@louisville.edu.
WEB SITE: uoflsports.com

MU SCOREBOARD

DATE	OPPONENT	RESULT/TIME
Nov. 10	IUPUI	W, 76-68
Nov. 12	Utah Valley	W, 66-55
EA Sports Maui Invitational		
Nov. 19	@ Chaminade	W, 74-63
Nov. 20	vs. Oklahoma St.	W, 91-61
Nov. 21	vs. 13/10 Duke	L, 77-73
Nov. 30	UW-Milwaukee	W, 100-65
Dec. 8	@ rv/23 Wisconsin	W, 81-76
Dec. 15	Sacramento St.	W, 82-51
Dec. 17	IPFW	W, 80-56
Dec. 21	Coppin St.	W, 89-42
Dec. 29	Savannah St.	W, 77-47
Jan. 3	Providence #	W, 96-67
Jan. 6	@ West Virginia #	L, 79-64
Jan. 8	Seton Hall #	W, 61-56
Jan. 12	Notre Dame #	W, 92-66
Jan. 17	@ Louisville #	6 p.m.
Jan. 20	@ Connecticut #	Noon
Jan. 26	DePaul #	7 p.m.
Jan. 29	USF #	7 p.m.
Feb. 2	@ Cincinnati #	11 a.m.
Feb. 4	Louisville #	6 p.m.
Feb. 9	@ Notre Dame #	11 a.m.
Feb. 12	@ Seton Hall #	6:30 p.m.
Feb. 15	Pittsburgh #	8 p.m.
Feb. 20	@ St. John's #	6 p.m.
Feb. 23	Rutgers #	1 p.m.
Feb. 25	@ Villanova #	6 p.m.
Mar. 1	Georgetown #	1 p.m.
Mar. 4	Florida Gulf Coast	7 p.m.
Mar. 8	@ Syracuse #	3 p.m.
Mar.12-15	BIG EAST Championship	

*All game times subject to change.
 # = indicates BIG EAST Conference game.*

Golden Eagles' Flight Plan (schedule is tentative and subject to change)

Sunday	Monday	Tuesday	Wednesday Depart for UoL	Thursday 6 p.m. @ Louisville	Friday	Saturday Depart for UConn

Marquette Men's Basketball Game Notes

Page 2



MEDIA SERVICES

ASST. AD/MBB SID: . . . Scott Kuykendall
Email: . . . scott.kuykendall@marquette.edu
Work Phone: 414-288-4794
Cell Phone: 414-807-3490
ASST. DIRECTOR: Luke LeNoble
Email: lucas.lenoble@marquette.edu
Work Phone: 414-288-6980
Cell Phone: 414-313-2238
Website: GoMarquette.com
Fax: 414-288-6519

CREDENTIALS

Credential requests are now available online by visiting <http://www.sportssystem.com/Marquette/>.

Requests will be confirmed or denied via email and may be picked up at the Al McGuire Center or at the arena control entrance of the Bradley Center on game day (beginning two hours before tip).

Please contact Scott Kuykendall with any questions.

PARKING

Parking is not available to home and visiting members of the media. There are several parking structures available within walking distance of the Bradley Center.

INTERVIEW POLICY

Please contact Scott Kuykendall to arrange an interview with Marquette head coach Tom Crean, a member of the coaching staff or a player.

MU players will not disclose their home phone numbers or their cellular phone numbers so please do not request that information. Players have been asked to politely decline interviews that have not been cleared with the MU Media Relations Office. All telephone interviews will take place from either the Media Relations Office or the Men's Basketball Office. Player interviews will not be conducted on gamedays until standard post-game procedures occur.

Marquette practices are generally closed to the media. Please contact Kuykendall if you wish to attend practice. MU practices are scheduled from 2 p.m. to 5 p.m. on weekdays but are subject to change so please contact Kuykendall in advance.

Marquette led wire-to-wire, but it wasn't until the second half that the team was able to put the game out of reach. An eight-point halftime advantage bulged to as many as 30 points following intermission thanks to an impressive performance at both ends of the court. Five players finished with double figures in points for the third time in 2007-08 and MU benefitted from 29 points off turnovers.

The Golden Eagles scored 91-or-more points for the fourth time (two in conference play) this season, marking the most times it has reached that mark since 2002-03 when the Final Four team accomplished the feat on five occasions.

Second Half vs. Notre Dame

	MU	ND
Points	48	30
FG Pct.	51.5	31.0
3-pt Pct.	63.6	14.3
FT Pct.	77.8	64.7
Assists	12	5
Turnovers	8	13
Steals	8	3

Statistics Back Up Team's Success In League Play

Marquette's overall performance in league action thus far translates into strong across-the-board balance in the conference-only statistical categories.

Through games of Jan. 15, Marquette ranks first in the BIG EAST in six areas and is among the top-five performers in a total of 10 categories. In BIG EAST contests, the Golden Eagles currently pace the 16-team league in scoring margin (+11.2), free throw percentage (.806), assists (18.75 apg.), steals (10.00 spg.), assist/turnover ratio (1.34) and 3-point field goals made (9.75 3-pt pg.).

Comparison Shows Same Results, Different Method

A comparison between the first 15 games in 2006-07 and those this season will produce a similar 13-2 overall record, but the way in which those victories were claimed varies significantly.

Marquette's shooting touch is up across the board (see graphic to right) and as a result so is the squad's scoring average (80.1-74.0). The Golden Eagles have also been turning the ball over on fewer occasions and are picking up assists at a healthier clip in 2007-08.

The improved numbers are even more dramatic in comparing the first four conference outings, where the scoring average jumps from 67.8 in 2006-07 to 78.2 this year. The team has also connected on 80.6 percent of its free throw chances, as opposed to just 63.5 percent a season ago.

While the first 15 games last season were in non-conference action, this season's total includes four BIG EAST Conference outings.

	15-game Comparison	
	2006-07	2007-08
PPG	74.0	80.1
FG Pct.	46.1	48.0
3-pt Pct.	33.2	37.2
FT Pct.	62.2	71.0
Assists	222	244
Turnovers	226	209

McNeal Close To Meeting Junior Partner

Junior guard Jerel McNeal is just 28 points short of becoming the 39th player in school history to reach the 1,000-point mark at Marquette and will join classmate Dominic James in that elite club when he does.

James reached the plateau earlier this season against Utah Valley State (Nov. 12) and when McNeal joins him the Golden Eagles will feature a rare duo in collegiate basketball.

There are currently just three NCAA Division I programs that feature at least two 1,000-point scorers who have yet to reach their respective senior campaigns. North Dakota State, VMI and Kansas all have at least two juniors on the roster who have already surpassed the plateau.

Marquette Among Nation's Best In Steals

Marquette is currently ranked first in the BIG EAST and tied for seventh in the nation in steals per game (10.47 spg.) thanks in part to Saturday afternoon's 17-swipe effort against Notre Dame.

The effort against the Fighting Irish matched a season high and marked the eighth time this year the squad has reached double figures in that category. Juniors Jerel

Marquette Men's Basketball Game Notes



INJURY REPORT

Player (Injury)	Status
Trevor Mbakwe (knee)	Out for season

STAT COMPARISON

statistics as of 1/14/08

	MU	UofL
Overall Record:	13-2	12-4
Scoring Offense:	80.1	70.9
Scoring Defense:	61.3	58.9
3-PT FG Percentage:	37.2	34.6
FT Percentage:	71.0	65.9

INDIVIDUAL LEADERS

SCORING

MU	UofL
James 14.9	Williams 11.6
McNeal 13.5	Clark 11.4

REBOUNDING

MU	UofL
Hayward 6.4	Clark 9.8
Barro 5.2	Williams 8.0

FIELD GOAL PERCENTAGE

MU	UofL
Barro 61.2	Padgett 71.0
Burke 61.1	Caracter 56.1

FREE THROW PERCENTAGE

MU	UofL
Hayward . . . 82.0	Smith 77.8
Matthews . . . 73.4	McGhee 75.0

PROBABLE STARTERS

Marquette

NAME	POS.	PPG.	RPG.	APG.	FG%	FT%
Dominic James	G	14.9	2.7	4.5	.421	.388
Jerel McNeal	G	13.5	4.8	3.9	.484	.667
Wesley Matthews	G	10.5	4.3	1.7	.444	.734
Lazar Hayward	F	13.1	6.4	0.6	.555	.820
Dwight Burke	F	3.8	3.7	0.3	.611	.542

Louisville

NAME	POS.	PPG.	RPG.	APG.	FG%	FT%
Andre McGee	G	6.9	1.5	1.9	.395	.750
Jerry Smith	G	11.2	3.4	1.9	.438	.778
Terrence Williams	F	11.6	8.0	4.3	.407	.600
Juan Palacios	F	6.1	3.9	1.7	.471	.900
Derrick Caracter	F	10.9	6.9	0.7	.561	.636

McNeal and Dominic James currently own positions in the top 10 among league competitors. McNeal is second with 2.40 steals per game and James is third with 2.13 thefts per outing.

Golden Eagles Hold Block Party For Pirates

With just one player (Ousmane Barro) on the roster considered a legitimate shot blocker, Marquette's team total in the win over Seton Hall becomes all the more impressive.

Heading into the matchup with the Pirates, Barro ranked among the league leaders in swatted shots and accounted for 33 percent (18-of-54) of the team's total and was the only player in double figures. He collected one against Seton Hall, but received help from six other teammates in that category.

The Golden Eagles finished with a season-high nine blocks, thanks in part to junior guard Jerel McNeal, who matched a personal best with three denials. Even sophomore Maurice Acker, who checks in at 5-8, got into the act with a second-half block.

CAREER GAMES PLAYED

	Career Games	Career Starts	Consec. Games	Consec. Starts
Acker	15	--	15	--
Barro	107	53	80	--
Blackledge	31	1	1	--
Brice	20	--	--	--
Burke	69	13	49	4
Christopherson	9	--	1	--
Cubillan	48	1	5	--
Fitzgerald	75	14	5	--
Frozena	5	--	--	--
Hayward	49	29	49	13
Hazel	8	--	1	--
James	80	80	80	80
Matthews	71	61	58	48
McNeal	74	74	14	14

Matchup With DePaul Latest To Sellout

Marquette's sellout total has now reached three games in 2007-08 with the addition of the January 26 matchup with DePaul to the trio.

A limited number of single seats do remain for the outing with the Blue Demons, but the Jan. 12 game against Notre Dame and the March 1 contest versus Georgetown are completely sold out. The BIG EAST showdown against the Hoyas became a sellout earlier than any game in program history.

MU's Feb. 23 contest against Rutgers is also close to becoming the fourth sell out.

Hayward Having More Success With Calling Plan

Sophomore forward Lazar Hayward, who is currently third on the team in scoring (13.1 points per game), may be one of the league's most improved players in 2007-08.

While nearly all of his statistics have improved, 3-point shooting may be the best illustration of his development. Thanks to a 6-of-9 effort from long distance in the last two games, Hayward is now 14-of-29 (48.3 percent) from behind the line.

In all of 2006-07, the Buffalo, N.Y., native finished 10-of-48 (20.8 percent) from long distance.

STATISTICAL COMPARISON

Team	G	FG	FGA	PCT	3PT	3PA	PCT	FT	FTA	PCT	REB	AVG	PF-DQ	A	TO	BS	ST	PTS	AVG
Louisville	16	395	903	.437	129	373	.346	216	328	.659	626	39.1	280-6	222	215	93	118	1135	70.9
Marquette	15	426	888	.480	112	301	.372	238	335	.710	558	37.2	309-5	244	209	67	157	1202	80.1

Marquette Men's Basketball Game Notes



MARQUETTE IN THE BIG EAST STATS

statistics as of 1/15/08

Team

SCORING OFFENSE:	.5th (80.1)
SCORING DEFENSE:	.4th (61.3)
FT PERCENTAGE:	.3rd (71.0)
FG PERCENTAGE:	.3rd (48.0)
ASSISTS:	.8th (16.27)
STEALS:	.1st (10.47)
BLOCKED SHOTS:	.8th (4.47)
FG PCT. DEFENSE:	.7th (39.6)
OFFENSIVE REBOUNDS:	.11th (12.87)
DEFENSIVE REBOUNDS:	.9th (24.33)
3-PT FG'S MADE:	.7th (112)

Individual

SCORING

Dominic James	.16th (14.9 ppg.)
Jerel McNeal	.21st (13.5 ppg.)
Lazar Hayward	.25th (13.1 ppg.)

FIELD GOAL PERCENTAGE

Lazar Hayward	.8th (.555)
---------------	-------------

FREE THROW PERCENTAGE

Lazar Hayward	.7th (.820)
---------------	-------------

STEALS

Jerel McNeal	.2nd (2.40 spg.)
Dominic James	.4th (2.13 spg.)

ASSISTS

Dominic James	.6th (4.47 apg.)
Jerel McNeal	.13th (3.87 apg.)

ASSIST-TO-TURNOVER RATIO

Dominic James	.6th (2.09)
---------------	-------------

BLOCKED SHOTS

Ousmane Barro	.15th (1.27 bpg.)
---------------	-------------------

2007-08 MARQUETTE ROSTER

NO.	NAME	POS.	HT.	WT.	CL.	HOMETOWN
0	Scott Christopherson	G	6-3	200	Fr.	LaCrosse, Wis. <i>Has appeared in nine games after missing first five with knee injury</i>
1	Dominic James	G	5-11	185	Jr.	Richmond, Ind. <i>38th player in school history to score 1,000 points, currently has 1,202</i>
2	Maurice Acker	G	5-8	165	So.	Hazel Crest, Ill. <i>Fourth on the team in 3-point field goals</i>
4	Patrick Hazel	F	6-7	220	Fr.	Queens, N.Y. <i>Has appeared in eight games</i>
5	Dan Fitzgerald	F	6-9	220	Sr.	St. Paul, Minn. <i>Ranked among the all-time career leaders at MU in 3-point field goal percentage</i>
10	David Cubillan	G	6-0	175	So.	Maracaibo, Venezuela <i>Has appeared in 14 games off the bench, second on team in 3-point attempts</i>
12	Dwight Burke	F	6-8	250	Jr.	Brooklyn, N.Y. <i>Has started each of the last four games and 13-of-15 overall</i>
21	Lawrence Blackledge	F	6-8	185	Sr.	Carbondale, Ill. <i>Had six points and two blocks in 14 minutes versus Notre Dame</i>
22	Jerel McNeal	G	6-3	200	Jr.	Chicago, Ill. <i>Now seventh all-time in career steals at MU with 176</i>
23	Wesley Matthews	G	6-5	215	Jr.	Madison, Wis. <i>Averaging 12.0 points per game in BIG EAST play</i>
32	Lazar Hayward	F	6-6	225	So.	Buffalo, N.Y. <i>Ranked among the league leaders in field goal and free throw percentage</i>
33	Trevor Mbakwe [RS]	F	6-7	240	Fr.	St. Paul, Minn. <i>Will miss 2007-08 following knee surgery</i>
41	Ousmane Barro	F	6-10	235	Sr.	Dakar, Senegal <i>One of the top shot blockers in program history</i>
42	Tommy Brice [1]	G	5-11	175	Sr.	Bloomington, Ill. <i>Walk on who has appeared in seven games</i>
45	Robert Frozena [1]	G	6-1	165	Fr.	Sherwood, Wis. <i>Walk on who joined the team in late November</i>

Head Coach: Tom Crean (9th season)

Assistant Coaches: Tim Buckley, Bennie Seltzer, Buzz Williams

Dir. of Basketball Operations: Jason Rabedeaux. Coor. of Basketball Operations: Brian Barone
RS = will redshirt in 2007-08. [1] = indicates walk-on

Veterans Shoulder Most Of Statistical Load

With five starters returning from 2006-07 and eight of the team's top nine scorers, the opportunities for this season's newcomers to contribute has been limited.

The impact of the group of first-year players took a significant hit with the loss of forward Trevor Mbakwe because of a knee injury, but three scholarship newcomers (Maurice Acker, Scott Christopherson and Patrick Hazel) remain to fight for playing time.

Through 15 games, that trio is averaging 25.2 minutes, 7.6 points and 3.5 rebounds per game while shooting 43.5 percent from the floor.

Offense Reached New Heights In Win Over Friars

Marquette's offensive attack generated 96 points in the league-opening victory over Providence, marking a single-game conference high since the program joined the BIG EAST.

The previous mark of 94 points came in the squad's first-ever BIG EAST outing, a 94-79 defeat of No. 2 Connecticut. The Golden Eagles were playing in their 33rd BIG EAST contest Jan. 3.

Marquette's efficient shooting touch, which extended from the lane to beyond the 3-point line was a large reason for the offensive success. MU concluded the night shooting 53.3 percent (32-of-60) from the field, 10-of-23 (43.5 percent) from long distance and 22-of-25 (88.0 percent) from the charity stripe.

Marquette Men's Basketball Game Notes

Associated Press Top 25

1.	North Carolina (45) 17-0	1,765
2.	Memphis (24) 15-0	1,739
3.	Kansas (3) 16-0	1,678
4.	UCLA 16-1	1,578
5.	Georgetown 13-1	1,439
6.	Tennessee 14-1	1,404
7.	Duke 13-1	1,362
8.	Washington State 14-1	1,342
9.	Indiana 14-1	1,215
10.	Texas A&M 15-1	1,184
11.	Michigan State 14-2	988
12.	Butler 16-1	985
13.	Marquette 13-2	955
14.	Dayton 14-1	793
15.	Pittsburgh 14-2	670
16.	Vanderbilt 16-1	658
17.	Wisconsin 13-2	649
18.	Mississippi 14-1	612
19.	Texas 13-3	592
20.	Xavier 14-3	395
21.	Miami (FL) 14-1	286
22.	Arizona State 13-2	257
23.	Rhode Island 15-2	196
24.	Clemson 13-3	187
25.	Villanova 11-3	140

Others Receiving Votes

Drake 75, Stanford 53, Florida 47, Saint Mary's 41, Oregon 39, Louisville 16, West Virginia 15, Oklahoma 11, Illinois State 7, Arizona 5, Arkansas 5, Baylor 4, Ohio State 3, Kent State 2, Missouri 2, Connecticut 2, Gonzaga 2, Kansas State 1, South Alabama 1.

ESPN/USA Today Top 25

1.	North Carolina (23) 17-0	765
2.	Memphis (6) 15-0	747
3.	Kansas (2) 16-0	719
4.	UCLA 16-1	680
5.	Duke 13-1	614
6.	Georgetown 13-1	600
7.	Tennessee 14-1	582
8.	Washington State 14-1	574
9.	Texas A&M 15-1	544
10.	Indiana 14-1	503
11.	Michigan State 14-2	449
12.	Butler 16-1	425
13.	Marquette 13-2	379
14.	Vanderbilt 16-1	330
15.	Mississippi 14-1	316
16.	Pittsburgh 14-2	294
17.	Wisconsin 13-2	272
18.	Dayton 14-1	259
19.	Texas 13-3	248
20.	Xavier 14-3	147
21.	Villanova 11-3	105
21.	Rhode Island 15-2	105
23.	Clemson 13-3	99
24.	Miami (FL) 14-1	84
25.	Arizona State 13-2	67

Others Receiving Votes

Saint Mary's 39, Florida 36, Oregon 29, Stanford 23, Drake 17, West Virginia 9, Arizona 8, Arkansas 3, Brigham Young 2, Notre Dame 1, Utah 1.

HOW MARQUETTE'S OPPONENTS HAVE FARED

OPPONENT (DATE)	W	L	LAST GAME	NEXT GAME
IUPUI (11/10)	12	3	W, 60-46 vs. N. Dakota St.	1/19 vs. S. Dakota St.
Utah Valley St. (11/12)	6	12	L, 85-76 @ Chicago St.	1/15 @ UL-Lafayette
@ Chaminade (11/19)	8	4	W, 72-69 @ BYU-Hawaii	1/16 vs. Grand Canyon
vs. Oklahoma St. (11/20)	10	5	W, 74-55 vs. Texas Tech	1/15 @ Texas
vs. Duke (11/21)	13	1	W, 87-65 vs. Virginia	1/16 @ Florida St.
UW-Milwaukee (11/30)	9	8	L, 72-56 @ Butler	1/19 @ UWGB
@ Wisconsin (12/8)	13	2	W, 70-60 vs. Illinois	1/15 @ Penn St.
Sacramento St. (12/15)	3	12	L, 76-69 vs. Montana	1/15 vs. CS-Bakersfield
IPFW (12/17)	6	11	W, 71-52 vs. Centenary	1/19 vs. Oakland
Coppin St. (12/21)	3	12	L, 65-60 @ Norfolk St.	1/14 @ NC A&T
Savannah St. (12/29)	9	13	W, 50-36 @ Beth.-Cook.	1/15 vs. Jacksonville
Providence (1/3)	11	5	W, 86-70 vs. USF	1/17 @ Connecticut
@ West Virginia (1/6)	12	4	W, 81-61 vs. Syracuse	1/17 vs. St. John's
Seton Hall (1/8, 2/12)	10	6	L, 84-70 @ Pittsburgh	1/17 vs. USF
Notre Dame (1/12, 2/9))	12	3	L, 92-66 @ Marquette	1/15 vs. Cincinnati
@ Louisville (1/17, 2/4)	12	4	W, 64-49 @ Rutgers	1/17 vs. Marquette
@ Connecticut (1/20)	11	4	L, 72-69 @ Georgetown	1/17 vs. Providence
DePaul (1/26)	7	8	W, 60-54 vs. DePaul	1/16 @ Villanova
USF (1/29)	10	7	L, 84-70 @ Providence	1/17 @ Seton Hall
@ Cincinnati (2/2)	8	8	W, 69-66 vs. Villanova	1/15 @ Notre Dame
Pittsburgh (2/15)	15	2	W, 69-60 vs. Georgetown	1/19 @ Cincinnati
@ St. John's (2/20)	7	8	L, 60-54 vs. DePaul	1/17 @ West Virginia
Rutgers (2/23)	8	9	L, 64-49 vs. Louisville	1/16 @ Syracuse
@ Villanova (2/25)	11	3	L, 69-66 @ Cincinnati	1/16 vs. DePaul
Georgetown (3/1)	13	2	L, 69-60 @ Pittsburgh	1/19 vs. Notre Dame
Florida Gulf Coast (3/4)	5	11	L, 70-62 vs. Stetson	1/17 vs. Mercer
@ Syracuse (3/8)	12	5	L, 81-61 @ West Virginia	1/16 vs. Rutgers
TOTALS	256	172	.598	

Fitzgerald's Phobia Keeps Him At A Distance

Senior forward Dan Fitzgerald, who missed five games this season because of a wrist injury, has taken his reputation as one of the league's top 3-point shooters (48.5 percent) to a new level in 2007-08.

In his first seven appearances, he hadn't attempted a single shot inside the 3-point line. He was 12-of-24 from long distance in an average of 15.0 minutes per game.

Fitzgerald was 1-of-3 from the field against West Virginia, with all of the attempts coming from two-point range, marking his first attempts from inside the line this year.

For the season, 94.1 percent (16-of-17) of his baskets and 91.8 percent (34-of-37) of his attempts have come from long distance.

Balanced Scoring Key To Success Early In 2007-08

While Marquette currently features three players (Dominic James, Jerel McNeal and Lazar Hayward) ranked among the league's top scorers, the contributions of the team's fourth scorer have proven to be just as important to the team's success.

The Golden Eagles have featured four players in double figures in 13 of the team's 15 games in 2007-08, helping the squad to an 13-2 start. While James (14.9 ppg.), McNeal (13.5 ppg.) and Hayward (13.1 ppg.) pace MU on the year, Marquette has also received double-figure efforts from Maurice Acker, Ousmane Barro, Dwight Burke, David Cubillan, Dan Fitzgerald and Wesley Matthews.

Since the start of the 2006-07 campaign, the Golden Eagles are 25-5 when at least four players score 10-or-more points.

Marquette Men's Basketball Game Notes

Page 6



RESULT BREAKDOWN

Record	Overall	BE
Home:	10-0	3-0
Away:	1-1	0-1
Neutral:	2-1	0-0
TOTALS	13-2	3-1

Record By Month

Record	Overall	BE
November:	5-1	0-0
December:	5-0	0-0
January:	3-1	3-1
February:	0-0	0-0
March:		
TOTALS	13-2	3-1

Record By Starting Lineup

James, McNeal, Matthews	2-0
Burke, Fitzgerald	
James, McNeal, Matthews	9-2
Burke, Hayward	
James, McNeal, Matthews	1-0
Blackledge, Hayward	
James, McNeal, Matthews	1-0
Barro, Hayward	

"The Tom Crean Show" television program moves to Time Warner Sports Channel 32 this season, debuting Nov. 8. The Show will air on a weekly basis at 5 p.m. on Thursday nights.



The 30-minute program is hosted by Dennis Krause and features behind-the-scenes access to the Marquette men's basketball program.

"The Tom Crean Show" radio program airs from 6-7 p.m. CT Monday nights on ESPN Radio 1510 AM/1290 AM.



Steve "The Homer" True, the voice of the Golden Eagles, hosts the hour-long broadcast from Mo's Irish Pub. Head coach Tom Crean, players, members of the coaching staff and special guests are featured.

Tentative show dates, subject to change, are Nov. 26, Dec. 3, Dec. 10, Jan. 7, Jan. 14, Jan. 21, Jan. 28, Feb. 11, Feb. 18 and March 3.

No Sophomore Slump In The Works For Hayward

Forward Lazar Hayward enjoyed a successful debut campaign at the collegiate level in 2006-07, finishing with season averages of 6.6 points and 3.6 rebounds per game.

He started 16 of the squad's 34 outings and shot 42.8 percent from the field and 66.7 percent from the charity stripe.

The Buffalo, N.Y., native has improved his numbers across the board in 2007-08. He is currently contributing 13.1 points and 6.4 rebounds per game in just 24.5 minutes per night. Hayward is shooting 55.5 percent (ranks eighth in the BIG EAST) from the floor and has knocked down 41-of-50 (82.0 percent, fourth in the BIG EAST) of his free throw chances.

James Latest Member of 1,000-Point Club At MU

Junior guard Dominic James, a First Team All-BIG EAST honoree and preseason All-America selection, reached the 1,000-point plateau in the second half of the Nov. 12 win over Utah Valley.

He knocked down a free throw at the 16:13 mark and quickly recorded his 1,001st point with his second charity toss.

He is the 38th player all-time and first since Steve Novak in 2005-06 to reach the mark. James is the seventh player (Travis Diener, Cordell Henry, Scott Merritt, Novak, Dwyane Wade and Brian Wardle) to achieve the benchmark during the Tom Crean era.

James has started each of his 80 career games at Marquette and owns a career scoring average of 15.0 points per game and has reached double figures in points in 66 of those outings. He currently owns 1,202 career points to rank 30th all-time at MU.

Classmate Jerel McNeal is in possession of 972 career points to date and should reach the mark early in the 2007-08 BIG EAST schedule.

Freshman Mbakwe Lost For 2007-08 Campaign

Freshman forward Trevor Mbakwe will miss the 2007-08 season due to an isolated fibular collateral ligament sprain to his left knee.

Mbakwe will redshirt in 2007-08 and have four seasons of eligibility remaining. The St. Paul, Minn., native will have surgery in the coming weeks and immediately begin the rehabilitation process.

Mbakwe's surgery will also allow the opportunity to address a pre-existing condition in the same knee, which has served as a consistent source of pain and would have limited his productivity this season.



Marquette's Relationship With Brand WADE Easy To See



WADE™

The 2007-08 campaign will be Marquette's first as the flagship collegiate program of Converse's Brand WADE.

Developed by former Golden Eagle standout and current Miami Heat star Dwyane Wade, the shoe and clothing line distinguishes Marquette from every other program in the NCAA's.

For the next six seasons, Converse will outfit the Golden Eagles with game, practice and off-court apparel including jerseys, performance shorts, warm-ups, sweat suits, shooting shirts and t-shirts that feature both the Converse star and WADE logos.

Marquette Men's Basketball Game Notes

Page 7



tom|CREAN

Head Coach | Ninth Season | Central Michigan, 1989 | 178-88 (66.9)

82-50 (62.1) in league play 36-49 (42.3) on the road 4-4 (50.0) in NCAA Tourney
 121-25 (82.9) at Bradley Center 19-13 (59.3) at neutral sites 4-8 (33.3) in league tourneys

In Tom Crean's eight seasons, Marquette has averaged over 20 wins a year, won a conference championship and made seven postseason appearances, highlighted by the 2003 Final Four, the program's third appearance all-time and first since 1977.

He is a two-time recipient of the Ray Meyer Conference USA, NABC District XI and USBWA District V Coach of the Year awards, and in 2003 won the Coach Clair Bee Award as well as being named a finalist for the Naismith National Coach of the Year Award.

Crean's 65.7 winning percentage and 165 victories place him third in both categories all-time at Marquette.

National Recognition

Crean's revival of Marquette's storied basketball program has not gone unnoticed by the national pollsters as the Golden Eagles have spent 62 weeks in the rankings since November 2001.

Prior to first appearing during Crean's tenure in the AP Top 25 on November 27, 2001,

Marquette had been ranked for just 24 weeks the previous 15 seasons.

Marquette's consecutive year-end rankings in 2002 and 2003 were the first time for the program in a quarter century, and on March 4, 2003, the school earned its highest ranking since 1978 by reaching No. 8 in the AP poll, which the team matched in 2006-07.

Player Development

Personally driven by an intense commitment to improve, Crean has structured a program at Marquette that focuses heavily on individual instruction and has allowed his players to stay ahead of the competition.

The development of Golden Eagle players under Crean's tutelage can best be illustrated by the program's representation with international basketball this past summer. Current players Dominic James, Wesley Matthews and Jerel McNeal were all invited to tryouts for USA Basketball to represent the country at the 2007 Pan American Games. Recognized among the top young talent in collegiate basketball, Marquette's trio of selections was the most of

Crean's Career Record vs. All Opponents

Air Force	1-0	Minnesota	0-2
Appalachian State	2-0	Missouri	1-0
Ark.-Little Rock	1-0	Morgan State	1-0
Ark.-Pine Bluff	1-0	Morris Brown	1-0
Arizona	0-2	Nebraska	1-1
Alabama	0-1	North Carolina	0-1
Baylor	0-1	North Dakota St.	0-1
Boise State	1-0	Notre Dame	4-2
Cal St.-Northridge	1-0	Northern Michigan	1-0
Canisius	1-0	Northwestern St.	1-0
Centenary	1-0	Oakland	3-0
Chaminade	1-0	Oklahoma St.	1-0
Charlotte	4-6	Oral Roberts	1-0
Chicago State	2-0	Pittsburgh	4-2
Cincinnati	5-7	Providence	3-1
Connecticut	2-0	Rice	1-0
Coppin State	4-0	Rutgers	1-1
Dayton	1-3	Sacramento St.	1-0
Detroit	1-0	Sacred Heart	1-0
DePaul	11-4	St. John's	3-0
Delaware State	3-0	Saint Louis	9-3
Duke	1-1	Sam Houston St.	2-0
East Carolina	4-2	San Francisco	1-0
Eastern Illinois	1-0	Savannah State	3-0
Eastern Michigan	1-0	Seton Hall	3-0
Eastern Washington	1-0	South Alabama	0-1
Elon	1-0	South Carolina	1-0
Florida A&M	1-0	South Dakota St.	2-0
Fordham	1-0	Southern Miss	3-2
Georgetown	1-2	Syracuse	0-1
Gonzaga	1-0	Tennessee	1-0
Grambling	2-0	TCU	2-4
Hampton	1-0	Texas-San Antonio	1-0
Hillsdale Coll.	1-0	Texas Southern	1-0
Holy Cross	1-0	Texas Tech	1-0
Houston	4-2	Toledo	1-0
Idaho State	1-0	Tulane	6-1
Illinois State	1-0	Tulsa	0-1
Indiana	1-0	UAB	3-4
Iowa State	0-1	USF	6-0
IPFW	2-0	Utah Valley	1-0
IUPUI	1-0	Valparaiso	3-0
Kansas	0-1	Villanova	2-1
Kent State	1-0	Wake Forest	1-1
Kentucky	1-0	West Virginia	1-2
Lewis	1-0	Western Carolina	2-0
Louisville	8-8	Western Michigan	1-1
Loyola (Ill.)	1-0	Winthrop	0-1
UMBC	1-0	Wisconsin	3-6
Massachusetts	1-0	UW-Milwaukee	1-0
Memphis	1-4	Wofford	1-0
Michigan State	0-1	Xavier	1-2

any squad in the nation. Teammate David Cubillan was tabbed to the Venezuelan National Team to represent his home country in Olympic qualifying events.

Marquette alumni are scattered across the globe enjoying success in the world of professional basketball; including several current players in the National Basketball Association. Dwayne Wade (Miami), Travis Diener (Indiana) and Steve Novak (Houston) are all featured on NBA rosters, with Wade owning a world championship ring with the Heat.

Tom Crean's Year-by-Year Coaching Résumé

AS A HEAD COACH AT MARQUETTE UNIVERSITY

Year	Record	Conf.	Notes
2006-07	24-10	10-6	NCAA First Round; CBE Classic Title
2005-06	20-11	10-6	NCAA First Round; Great Alaska Shootout Title
2004-05	19-12	7-9	NIT First Round
2003-04	19-12	8-8	NIT Quarterfinals
2002-03	27-6	14-2	C-USA Reg. Season Champ., NCAA ,Final Four
2001-02	26-7	13-3	2nd place, C-USA American Div., NCAA Tourn.
2000-01	15-14	9-7	3rd place, C-USA American Div.
1999-00	15-14	8-8	4th place, C-USA American Div., NIT

AS AN ASSISTANT

School	Year	Record	Notes
Michigan St.	98-99	33-5	Big Ten Reg. Season and Conf. Champ., NCAA, Final Four
Michigan St.	97-98	22-8	Big Ten Reg. Season Champ., Sweet 16
Michigan St.	97-98	17-12	NIT
Michigan St.	95-96	16-16	NIT
Pittsburgh	94-95	10-18	—
W. Kentucky	93-94	20-11	NCAA Tournament
W. Kentucky	94-95	26-6	Sun Belt Tournament Champ., Sweet 16
W. Kentucky	91-92	21-1	NIT
W. Kentucky	90-91	14-14	—
Michigan St.	89-90	28-6	Big Ten Champ., NCAA Tournament, Sweet 16

Marquette Men's Basketball Game Notes

Page 8



Tom Crean vs. Ranked Opponents

Marquette is 18-24 (42.8) against ranked opponents, including 8-9 (47.0) against the Top 10, under Tom Crean. All-time, Marquette is 90-131 (40.7) against ranked opponents, including a 32-81 (28.3) record against the Top 10. Marquette was 5-2 against the top-25 and 2-0 against the top 10 in 2006-07. *Rankings listed from the AP poll.*

Through eight seasons, Golden Eagles players have earned 19 All-Conference selections and the program's first conference player of the year award, when Dwyane Wade won Conference USA's top honor in 2003. Wade also went on to become the first Marquette player since 1978 to be named an Associated Press First Team All-America and finalist for the John R. Wooden Award.

The 2007 season saw a pair of Golden Eagles rated among the league's best. Sophomore guard Dominic James was tabbed first team all-league and classmate Jerel McNeal was named the BIG EAST Defensive Player of the Year. He also claimed a spot on the all-conference second team.

In 2006, Steve Novak was one of four unanimous selections to the All-Big East first team. Novak was selected 32nd overall by the Houston Rockets in 2006 NBA Draft.

In 2005, Travis Diener joined Wade as players under Crean's mentoring who earned All-American and All-Conference honors, as well as going on to be selected in the NBA Draft.

Marquette basketball has been represented on national player of the year balloting in each of the last six seasons.

Fan Support and Television Exposure

Crean's passion and commitment on the court has paid dividends off of it. The program has set total attendance records four times, and since 1999 has drawn nearly two million fans.

Students on the Milwaukee campus have flocked to the Bradley Center in record numbers, making it one of college basketball's best environments. Marquette has finished among the nation's top-25 in average attendance in each of the last six seasons, including a clip of 15,345 per game in 2006-07 to rank 14th overall.

Overall, attendance has increased 70-percent and the top 10 crowds of all-time have occurred during Crean's tenure (all coming since 2002). Marquette's elevated status nationally has made it a favorite of television. Crean's squad has had 87 games televised nationally on network or cable since 2001.

Career Overview

Crean was named the 15th head coach in Marquette basketball history on March 30, 1999.

Before arriving in Milwaukee, Crean served on the Michigan State basketball staff for four seasons, holding the position of associate head coach for the last two. During that time, the Spartans compiled an 88-41 record and made four consecutive postseason appearances, including a trip to the 1999 Final Four. Michigan State's recruiting coordinator; Crean was instrumental in bringing two-time Big Ten Player of the Year Mateen Cleaves and 2000 John R. Wooden Award finalist Morris Peterson to East Lansing.

Prior to his tenure at Michigan State, Crean spent the 1994-95 season as an assistant coach at Pittsburgh and served as the associate head coach at Western Kentucky from 1990 to 1994. Crean got his start in coaching on the Division I level in 1989-90, serving on Jud Heathcote's staff at Michigan State.

A native of Mount Pleasant, Mich., Crean earned his bachelor's degree in parks and recreation with a minor in psychology from Central Michigan in 1989. While pursuing his degree, Crean coached basketball at Alma College and Mount Pleasant High School.

1999-2000

Jan. 8, 2000 at #3 Cincinnati 67, Marquette 48
Jan. 12, 2000 Marquette 69, at #21 DePaul 48
Jan. 15, 2000 Marquette 66, #25 Louisville 64 (OT)
Jan. 23, 2000 #1 Cincinnati 72, Marquette 60

2000-01

Dec. 23, 2000 #16 Wisconsin 52, Marquette 47
Jan. 13, 2001 at #9 North Carolina 84, Marquette 54

2001-02

Nov. 23, 2001 Marquette 50, #20 Indiana 49 (Great Alaska Shootout)
Dec. 29, 2001 at #25 Wake Forest 64, #19 Marquette 59
Feb. 2, 2002 Marquette 74, #4 Cincinnati 60
Feb. 22, 2002 at #4 Cincinnati 63, #9 Marquette 62
March 9, 2002 #5 Cincinnati 77, #13 Marquette 63 (C-USA Tournament)

2002-03

Feb. 9, 2003 #15 Marquette 68, #14 Wake Forest 61
Feb. 15, 2003 #2 Louisville 73, #11 Marquette 70
Feb. 27, 2003 #10 Marquette 78, at #11 Louisville 73
Mar. 22, 2003 #9 Marquette 101, #24 Missouri 92 (OT, NCAA Tournament)
Mar. 27, 2003 #9 Marquette 77, #4 Pittsburgh 74 (NCAA Tournament)
Mar. 29, 2003 #9 Marquette 83, #1 Kentucky 69 (NCAA Tournament)
Apr. 5, 2003 #6 Kansas 94, #9 Marquette 61 (NCAA Final Four)

2003-04

Dec. 1, 2003 #24 Marquette 71, #23 Notre Dame 58
Dec. 13, 2003 at #9 Arizona 85, #22 Marquette 75
Dec. 20, 2003 at #22 Wisconsin 62, #23 Marquette 58
Jan. 14, 2004 #10 Cincinnati 85, at #21 Marquette 73
Jan. 31, 2004 Marquette 77, at #4 Louisville 70
Mar. 6, 2004 at Marquette 81, #25 Louisville 80

2004-05

Dec. 11, 2004 at Marquette 63, #24 Wisconsin 54
Dec. 18, 2004 #15 Arizona 48, at Marquette 43
Jan. 26, 2005 at #12 Louisville 99, Marquette 52
Feb. 17, 2005 #12 Louisville 64, at Marquette 61
Feb. 24, 2005 at #24 Cincinnati 80, Marquette 68

2005-06

Jan. 3, 2006 at Marquette 94, #2 Connecticut 79
Jan. 14, 2006 at #16 West Virginia 104, Marquette 85
Jan. 28, 2006 at #12 Pittsburgh 77, Marquette 71
Feb. 6, 2006 at #4 Villanova 72, Marquette 67
Feb. 16, 2006 at Marquette 57, #17 Georgetown 51
Feb. 18, 2006 at Marquette 84, #9 Pittsburgh 82
Mar. 9, 2006 #23 Georgetown 62, Marquette 57 (BIG EAST Tournament)

2006-07

Nov. 21, 2006 #13 Marquette 73, #9 Duke 62
Dec. 9, 2006 #11 Wisconsin 70, #20 Marquette 66
Jan. 10, 2007 Marquette 73, #24 Connecticut 69
Jan. 13, 2007 Marquette 81, #21 West Virginia 63
Jan. 21, 2007 #24 Marquette 77, #6 Pittsburgh 74 OT
Feb. 10, 2007 #22 Georgetown 76, #11 Marquette 58
Mar. 3, 2007 #20 Marquette 75, #12 Pittsburgh 71
Mar. 8, 2007 #13 Pittsburgh 89, #18 Marquette 79

2007-08

Nov. 21, 2007 #13 Duke 77, #11 Marquette 73

(Games vs. Top 10 In Bold)



scott|christopherson

0 Freshman
6-3 | 200
Guard

LaCrosse, WI
LaCrosse Aquinas HS



dominic|james

1 Junior
5-11 | 185
Guard

Richmond, IN
Richmond HS



maurice|acker

2 Sophomore
5-8 | 165
Guard

Hazelcrest, IL
Hillcrest HS/Ball State



patrick|hazel

4 Freshman
6-7 | 220
Forward

Queens, NY
Blair Academy



dan|fitzgerald

5 Senior
6-9 | 220
Forward

St. Paul, MN
St. Thomas HS/Tulane



david|cubillan

10 Sophomore
6-0 | 175
Guard

Mara Caibo, Venezuela
St. Benedict's Prep



dwight|burke

12 Junior
6-8 | 250
Forward

Brooklyn, NY
St. Benedict's Prep



lawrence|blackledge

21 Senior
6-8 | 185
Forward


Carbondale, IL
Carbondale HS/Southwestern IL Coll.



jerel|mcneal

22 Junior
6-3 | 200
Guard

Chicago, IL
Hillcrest HS



wesley|matthews

23 Junior
6-5 | 215
Guard


Madison, WI
Madison Memorial HS



lazar|hayward

32 Sophomore
6-6 | 225
Forward

Buffalo, NY
Notre Dame Prep



trevor|mbakwe

33 Freshman
6-7 | 240
Forward


St. Paul, MN
St. Bernard's HS



ousmane|barro

41 Senior
6-10 | 235
Forward


Dakar, Senegal
Chicago Julian HS



tommy|brice

42 Senior
5-11 | 175
Guard

Bloomington, IL
Lake Park, HS



robert|frozena

45 Freshman
6-1 | 165
Guard

Sherwood, WI
St. Mary Central HS

Pronunciation Guide

Dominic James	dom-in-eek
David Cubillan	dah-veed coo-bee-yahn
Jerel McNeal	juh-rell
Lazar Hayward	lah-zahr
Trevor Mbakwe	m-bahk-we
Ousmane Barro	ooze-mahn bare-oh
Robert Frozena	Fro-zeen-ah

Marquette Men's Basketball Game Notes

Page 10



All-Time Career Leaders

Games Played

1.	126	Steve Novak	2002-06
	126	Joe Chapman	2002-06
	126	Scott Merritt	2000-04
4.	125	Roney Eford	1992-96
5.	123	Tony Miller	1991-95
6.	122	Aaron Hutchins	1994-98
	122	Faisal Abraham	1993-97
	122	Anthony Pieper	1993-97
	122	Mandy Johnson	1981-85
10.	120	Travis Diener	2001-05
	120	Cordell Henry	1998-02
	120	Tom Copa	1983-87
	120	Marc Marotta	1980-84
14.	119	Robb Logterman	1990-94
	119	Michael Wilson	1978-82
	119	Bo Ellis	1973-77

107 Ousmane Barro 2005-08

Points

1.	1773	George Thompson	1966-69
2.	1735	Butch Lee	1974-78
3.	1691	Travis Diener	2001-05
4.	1690	Brian Wardle	1997-01
5.	1688	Tony Smith	1986-90
6.	1663	Bo Ellis	1973-77
7.	1647	Damon Key	1990-94
8.	1637	Dean Meminger	1968-71
9.	1571	Trevor Powell	1987-91
10.	1567	Steve Novak	2002-06

Scoring Average

1.	20.4	George Thompson	1966-69
2.	19.7	Dwyane Wade	2001-03
3.	19.0	Jim Chones	1970-72
4.	18.8	Dean Meminger	1968-71
5.	18.6	Don Kojis	1958-61
6.	18.6	Mike Mogan	1956-59
7.	18.3	Bob Wolf	1964-67
8.	17.0	Terry Rand	1953-56
9.	16.4	Tom Flynn	1963-66
10.	16.2	Ron Glaser	1960-63

Field Goals Made

1.	674	Bo Ellis	1973-77
2.	666	Butch Lee	1974-78
3.	656	George Thompson	1966-69
4.	627	Damon Key	1990-94
5.	615	Tony Smith	1987-90
6.	603	Don Kojis	1958-61
7.	572	Dean Meminger	1968-71
8.	571	Brian Wardle	1997-01
9.	543	Earl Tatum	1972-76
	543	Bob Wolf	1964-67

Field Goals Attempted

1.	1430	Brian Wardle	1997-01
2.	1403	Butch Lee	1974-78
3.	1400	Don Kojis	1958-61
4.	1383	Bo Ellis	1973-77
5.	1350	George Thompson	1966-69
6.	1272	Tom Flynn	1963-66
7.	1252	Roney Eford	1992-96
8.	1234	Dean Meminger	1968-71
9.	1231	Trevor Powell	1987-91
10.	1229	Damon Key	1990-94

Field Goal Percentage (min. 450 FGA)

1.	58.8%	Ric Cobb	1968-70
2.	55.2%	Jim McIlvaine	1990-94
3.	54.8%	Jerome Whitehead	1975-78
4.	54.7%	Jim Chones	1970-72
5.	54.5%	Amal McCaskill	1991-92, 93-96
6.	53.4%	Tyrone Baldwin	1988-90
7.	53.1%	Ron Curry	1990-93
8.	52.1%	Trevor Powell	1987-91
9.	52.0%	Tony Smith	1986-71
10.	51.0%	Damon Key	1990-94

Three-Point Field Goals Made

1.	354	Steve Novak	2002-06
2.	284	Travis Diener	2001-05
3.	244	Robb Logterman	1990-94
4.	221	Aaron Hutchins	1994-98
5.	216	Mark Anglavar	1987-91
6.	211	Anthony Pieper	1993-97
7.	197	Brian Wardle	1997-01
8.	178	Tony Miller	1991-95
9.	169	John Cliff	1996-00
10.	150	Roney Eford	1992-96

Three-Point Field Goals Attempted

1.	768	Steve Novak	2002-06
2.	687	Travis Diener	2001-05
3.	595	Robb Logterman	1990-94
4.	592	Aaron Hutchins	1994-98
5.	564	Anthony Pieper	1993-97
6.	553	Brian Wardle	1997-01
7.	501	Mark Anglavar	1987-91
8.	486	John Cliff	1996-00
9.	482	Tony Miller	1991-95
10.	421	Cordell Henry	1998-02

Three-Point Field Goal Percentage (min. 100 3FGA)

1.	46.1%	Steve Novak	2002-06
2.	43.1%	Mark Anglavar	1987-91
3.	42.9%	Tony Smith	1986-90
4.	42.4%	Dan Fitzgerald	2006-08
5.	41.5%	Mike Flory	1986-87, 88-89
6.	41.3%	Travis Diener	2001-05
7.	41.0%	Robb Logterman	1990-94
8.	39.5%	David Cubillan	2007-08
9.	38.5%	Roney Eford	1992-96
10.	38.3%	David Diggs	1998-02
11.	37.4%	Anthony Pieper	1993-97
12.	37.3%	Aaron Hutchins	1994-98

Free Throws Made

1.	493	Dean Meminger	1968-71
2.	457	George Thompson	1966-69
3.	406	Tony Smith	1986-90
4.	403	Butch Lee	1974-78
5.	393	Bob Wolf	1964-67
6.	390	Rube Schulz	1951-55
7.	385	Travis Diener	2001-05
8.	378	Damon Key	1990-94
9.	361	Russ Wittberger	1952-55
10.	357	Mike Moran	1957-59

Free Throws Attempted

1.	762	Dean Meminger	1968-71
2.	674	George Thompson	1966-69
3.	549	Bob Wolf	1964-67
4.	532	Rube Schulz	1951-55
5.	531	Terry Rand	1953-56
6.	529	Russ Wittberger	1951-55
7.	525	Mike Moran	1956-59
8.	517	Tony Smith	1986-90
9.	501	Jim McIlvaine	1990-94
10.	490	Don Kojis	1958-61

Free Throw Percentage (min. 200 FTA)

1.	93.1%	Steve Novak	2002-06
2.	84.8%	Butch Lee	1974-78
3.	83.7%	Travis Diener	2001-05
4.	82.6%	Brian Brunkhorst	1964-68
5.	82.5%	Oliver Lee	1977-81
6.	81.3%	Bob Walczak	1951-52, 54-57
7.	81.1%	Brad Luchini	1965-68
	81.1%	Brian Wardle	1997-01
9.	79.9%	Robb Logterman	1990-94
10.	78.7%	Lloyd Walton	1973-76

Rebounds

1.	1222	Don Kojis	1958-61
2.	1085	Bo Ellis	1973-77
3.	978	Terry Rand	1953-56
4.	938	Walt Mangham	1957-60
5.	771	Tom Flynn	1963-66
6.	768	Paul Carbins	1964-67
7.	765	Trevor Powell	1987-91
8.	753	John Glaser	1955-58
9.	739	Damon Key	1990-94
10.	700	Amal McCaskill	1991-92, 93-96

Rebounding Average

1.	15.1	Don Kojis	1958-61
2.	12.7	Terry Rand	1953-56
3.	12.3	Walt Mangham	1957-60
4.	11.7	Jim Chones	1970-72
5.	10.7	Maurice Lucas	1972-74
6.	10.6	John Glaser	1955-58
7.	10.3	Paul Carbins	1964-67
8.	9.9	Tom Flynn	1963-66
9.	9.7	David Boone	1985-87
10.	9.6	Larry McNeill	1971-73

Assists

1.	956	Tony Miller	1991-95
2.	617	Travis Diener	2001-05
3.	550	Aaron Hutchins	1994-98
4.	480	Lloyd Walton	1973-76
5.	469	Tony Smith	1986-90
6.	430	Cordell Henry	1998-02
7.	409	Glenn Rivers	1980-83
8.	408	Michael Sims	1984-88
9.	401	Dominic James	2006-08
10.	394	Michael Wilson	1978-82

Blocked Shots

1.	399	Jim McIlvaine	1990-94
2.	175	Amal McCaskill	1991-92, 93-96
3.	172	Faisal Abraham	1993-97
4.	119	Michael Wilson	1978-82
5.	113	Scott Merritt	2000-04
6.	103	Walter Downing	1984-86
7.	93	Trevor Powell	1987-91
8.	89	Mike Bargen	1995-99
9.	84	Tom Copa	1983-87
10.	79	Dwyane Wade	2001-03

78 Ousmane Barro 2005-08

Steals

1.	272	Michael Wilson	1978-82
2.	253	Mandy Johnson	1981-85
3.	203	Glenn Rivers	1980-83
4.	190	Tony Smith	1986-90
5.	188	Michael Sims	1984-88
6.	185	Tony Miller	1991-95
7.	176	Jerel McNeal	2006-08
8.	165	Aaron Hutchins	1994-98
9.	158	Travis Diener	2001-05
	158	Kerry Trotter	1982-86

Marquette Men's Basketball Game Notes

Page 11



Northern State (exhibition) 55
Marquette 83

MILWAUKEE (AP) -- Lazar Hayward had a game-high 17 points and Wesley Matthews added 16 to lead No. 11 Marquette to a 83-55 exhibition victory over Northern State on Sunday night.

Hayward was 6 for 10 from the floor to go with four rebounds, three assists and two steals in only 15 minutes.

Matthews shot 5 for 7 and added two steals and two assists. Marquette made just 68.2% of its free throws (30-44) but forced 31 turnovers.

The Golden Eagles return their top-seven scorers from last season's team, which lost to Michigan State in the first round of the NCAA Tournament.

Northern State missed its first 13 3-pointers until Craig Nelson made one with 9:51 left in the game.

Marquette led, 38-30, after a sluggish first half. But the Golden Eagles took control in the final 20 minutes.

The first half was an offensive struggle for both teams.

Northern State missed all eight 3-pointers, and Marquette shot just 55.2% from the free-throw line (16-29).

IUPUI 68
Marquette 76

MILWAUKEE (AP) -- Marquette took its time against IUPUI.

Jerel McNeal scored 20 points to lead the No. 11 Golden Eagles to a 76-68 comeback victory over IUPUI on Saturday night in the season opener for both teams.

Marquette trailed 48-43 with 13 minutes left after IUPUI used a 17-2 run to erase a 10-point lead for the Golden Eagles shortly after halftime.

Marquette responded with a 23-8 run over the next 9 minutes to seal the victory. IUPUI trailed by one with 8 minutes left, but Wesley Matthews hit a 3-pointer and the Jaguars got no closer than four the rest of the way.

Dominic James added 12 points for Marquette, and Lazar Hayward had 11. Marquette shot 55.1 percent (27-for-49) from the field, including 60 percent in the first half.

George Hill led the Jaguars with 19 points and Gary Patterson added 15. Billy Pettiford had 14 points, eight assists, and seven rebounds.

Marquette fell behind 10-4 early but led 39-31 at halftime.

Marquette made 8-of-9 free throws in the final 22 seconds to seal it.

Utah Valley 55
Marquette 66

MILWAUKEE (AP) -- Dominic James scored 13 points, including the 1,000th of his career, and Marquette (No. 11 ESPN/USA Today, No. 10 AP) shook off a halftime deficit to beat Utah Valley 66-55 on Monday night.

James hit a 3-pointer with 4:20 to play that gave the Golden Eagles (2-0) a 57-50 lead. Joe Walker of Utah Valley hit one free throw, and Marquette's Wesley Matthews responded with a lean-in jumper that made it 59-51 with 4:20 remaining.

Dwight Burke and David Cubillan both added 12 points for Marquette and Lazar Hayward had 11.

Ryan Toolson was 5-for-9 from 3-point range and scored 20 points for Utah Valley (0-2).

With a free throw earlier in the second half, James became the 38th player in school history to score 1,000 points. James, who flirted with an early entry to the NBA draft in the offseason but decided to return to Marquette, needed nine points entering the game.

Northern St. 55, Marquette 83												
Nov. 4, 2007 Milwaukee, Wis.												
NORTHERN ST.	min	fg-a	3fg-a	ft-a	reb	ast	to	bk	st	pf	pts	
Kevin Ratzsch	30	5-15	0-4	2-2	4	0	8	2	4	2	12	
Dan Magrino	15	3-3	0-0	1-1	3	1	2	1	0	1	7	
Jordan King	16	1-3	0-0	0-0	0	3	3	0	1	2	2	
Craig Nelson	12	1-3	1-2	0-0	0	0	3	0	0	5	3	
Mitch Boeck	24	4-8	0-3	1-2	3	1	4	0	2	1	9	
Luke Wicks	25	0-3	0-2	2-2	6	2	2	0	1	4	2	
Derek Hoellein	16	1-4	1-4	0-0	2	1	0	0	1	3	3	
Dan DeWitt	24	0-3	0-3	1-2	4	2	6	0	1	1	1	
Levi Hamilton	13	2-4	0-2	5-5	4	0	1	0	0	1	9	
Robert Thomas	13	1-2	0-0	2-2	4	0	2	0	0	4	4	
Marty Gregor	12	0-1	0-0	3-4	4	0	0	0	0	4	3	
Team					4							
Totals	18-49	2-22	17-20	38	10	31	3	10	28	55		
MARQUETTE	min	fg-a	3fg-a	ft-a	reb	ast	to	bk	st	pf	pts	
Dan Fitzgerald	21	1-5	0-2	0-0	2	2	2	0	0	3	2	
Dwight Burke	18	0-4	0-0	2-6	6	0	0	1	5	1	2	
Dominic James	20	3-8	0-2	6-8	5	1	1	0	3	1	12	
Jerel McNeal	21	3-7	1-1	1-1	5	1	1	0	3	1	8	
Wesley Matthews	24	5-7	0-1	6-7	1	2	0	0	2	2	16	
Scott Christopherson	11	1-2	1-2	0-0	2	1	0	0	1	0	3	
Maurice Acker	20	2-5	1-2	4-5	0	4	2	0	2	0	9	
Patrick Hazel	6	0-1	0-0	0-0	3	0	0	0	0	2	0	
David Cubillan	18	1-6	0-3	2-2	1	0	1	0	0	1	4	
Lawrence Blackledge	9	2-4	0-1	2-2	3	1	1	0	1	1	6	
Lazar Hayward	15	6-10	0-1	5-7	4	3	1	0	2	2	17	
Ousmane Barro	16	1-2	0-0	2-6	3	0	1	0	0	3	4	
Tommy Brice	1	0-1	0-1	0-0	0	0	0	0	0	0	0	
Team					0							
Totals	25-62	3-16	30-44	35	19	13	2	20	18	83		
Halftime: MU 40-30. Dead Ball Rebounds: MU 7-1. Technical: None. Officials: Ed Hightower, Paul Janssen, Todd Williams. Attendance: 12,997.												

IUPUI 68, Marquette 76												
Nov. 10, 2007 Milwaukee, Wis.												
IUPUI	min	fg-a	3fg-a	ft-a	reb	ast	to	bk	st	pf	pts	
Jon Avery	36	3-7	0-0	0-0	1	1	0	0	0	3	6	
Billy Pettiford	37	5-10	1-4	3-6	7	8	5	1	1	3	14	
George Hill	30	6-9	3-4	4-4	2	4	5	0	4	5	19	
Gary Patterson	40	5-11	3-6	2-2	3	0	2	0	0	4	15	
Austin Montgomery	38	5-10	1-2	2-2	5	2	0	1	2	3	13	
LeRoy Nobles	9	0-0	0-0	1-2	0	1	2	0	0	2	1	
Drew Conner	5	0-0	0-0	0-0	0	1	1	0	0	0	0	
John Ashworth	5	0-1	0-1	0-0	1	1	0	0	0	0	0	
Team					1							
Totals	24-48	8-17	12-16	20	18	15	2	7	21	68		
MARQUETTE	min	fg-a	3fg-a	ft-a	reb	ast	to	bk	st	pf	pts	
Dan Fitzgerald	19	2-5	2-5	0-0	2	1	1	0	1	2	6	
Dwight Burke	16	1-2	0-0	0-0	2	0	0	0	0	2	2	
Dominic James	31	3-7	0-3	6-7	1	3	2	1	4	2	12	
Jerel McNeal	33	8-11	1-2	3-4	4	2	4	0	3	1	20	
Wesley Matthews	28	4-6	1-3	1-2	4	1	4	0	1	1	10	
Maurice Acker	12	1-2	1-2	0-1	1	1	1	0	0	1	3	
David Cubillan	23	3-9	2-8	1-1	1	3	1	0	0	2	9	
Lazar Hayward	16	4-5	0-1	3-3	4	1	0	0	0	2	11	
Ousmane Barro	22	1-2	0-0	1-2	7	2	2	2	0	2	3	
Team					0							
Totals	27-49	7-24	15-20	26	14	15	3	9	15	76		
Halftime: MU 39-31. Dead Ball Rebounds: IUPUI 3-2. Technical: None. Officials: Mike Kitts, Gary Prager, Michael Stephens. Attendance: 13,991.												
beyond THE BOX SCORE												
Marquette shot an amazing 80 percent (20-of-25) from the field on attempts inside the 3-point line, including 32 points in the paint.												

Utah Valley 55, Marquette 66												
Nov. 12, 2007 Milwaukee, Wis.												
UVU	min	fg-a	3fg-a	ft-a	reb	ast	to	bk	st	pf	pts	
Richard Troyer	24	4-12	4-7	0-0	6	0	1	0	0	2	12	
Jordan Brady	35	2-9	0-1	0-0	4	1	3	1	0	1	4	
Joe Walker	20	2-4	0-0	2-4	6	1	3	0	0	4	6	
Ryan Toolson	36	7-12	5-9	1-2	3	2	4	0	0	2	20	
Josh Olsen	11	0-2	0-1	0-0	3	3	2	0	0	3	0	
Jabir Jinna	26	2-8	1-3	2-4	1	1	3	0	1	0	7	
Kevin Woods	7	0-2	0-0	0-0	0	0	0	0	0	1	0	
Jordan Swarbrick	11	0-0	0-0	0-0	1	0	0	0	0	0	0	
Matt Komenda	19	2-4	0-0	0-1	8	2	0	0	1	0	4	
Brian Anderson	9	0-1	0-1	0-0	0	0	1	0	0	0	0	
Brett Ravenberg	13	1-1	0-0	0-0	0	0	0	0	0	3	2	
Team					1							
Totals	20-55	10-22	5-11	33	10	17	1	2	16	55		
MARQUETTE	min	fg-a	3fg-a	ft-a	reb	ast	to	bk	st	pf	pts	
Dan Fitzgerald	18	1-4	1-4	2-2	5	2	0	0	0	0	5	
Dwight Burke	24	5-6	0-0	2-2	8	0	1	0	0	3	12	
Dominic James	31	4-11	2-4	3-4	0	1	0	0	2	2	13	
Jerel McNeal	26	3-14	0-1	1-4	9	2	3	1	2	3	7	
Wesley Matthews	29	3-6	0-2	0-0	7	3	2	0	0	3	6	
Maurice Acker	9	0-1	0-1	0-0	1	2	2	0	1	2	0	
David Cubillan	19	4-8	2-6	2-2	1	2	0	0	2	0	12	
Lawrence Blackledge	6	0-0	0-0	0-0	1	0	0	0	1	1	0	
Lazar Hayward	24	5-7	0-1	1-2	5	1	1	1	0	0	11	
Ousmane Barro	14	0-0	0-0	0-0	0	0	1	0	1	4	0	
Team					2							
Totals	25-57	5-19	11-16	39	13	11	2	9	18	66		
Halftime: UVU 34-32. Dead Ball Rebounds: MU 3-2. Technical: None. Officials: Bob Donato, James Breeding, Chris Beaver. Attendance: 12,992.												

Marquette Men's Basketball Game Notes

Page 12

Chaminade 63
No. 11/13 Marquette 74

MLAHAINA, Hawaii (AP) -- Jerel McNeal scored eight of his 22 points in a late 11-2 run that let No. 11 Marquette hold off upset-minded Chaminade 74-63 on Monday in the opening round of the EA Sports Maui Invitational.

McNeal keyed the deciding run with a tip-in of a missed free throw and three baskets on the break to let the Golden Eagles get some breathing room and avoid the upset.

Lazar Hayward added 15 points for Marquette, which is making its first appearance on Maui, while Dominic James and David Cubbillan both had 11.

McNeal finished 10-for-14 from the field.

Makro Kolaric had 19 points and 14 rebounds for the Silverswords (1-1), while Rodrick Johnson added 13 points.

The Silverswords got within three points for the third time in the second half when Johnson's turnaround jumper with 6:46 left made it 58-55. That's when McNeal took over with his athleticism.

He tipped in the miss of a free throw by Hayward to start the big run, then came up with some acrobatics to close it out.

Oklahoma State 61
No. 11/13 Marquette 91

LAHAINA, Hawaii (AP) -Marquette defended and hustled its way into the championship game of the EA Sports Maui Invitational.

Jerel McNeal had 20 points and Dominic James added 18 to lead the 11th-ranked Golden Eagles in a never-in-doubt 91-61 semifinal victory over Oklahoma State on Tuesday night.

The Golden Eagles opened the game with a 13-2 spurt over the first four minutes. The Cowboys just didn't look ready for the intense defense Marquette threw at them. The Golden Eagles had hands reaching and swiping everywhere as they contested each pass as well as each shot.

Oklahoma State missed six of its first seven shots and turned the ball over four times in the opening burst and it stayed that way throughout the first half as Marquette took a 46-28 lead.

The Cowboys were 1-for-11 from 3-point range in the opening half and 10 of Marquette's 22 rebounds were on the offensive end.

Wesley Matthews added 13 points for Marquette, which played three guards, and sometimes four, a move that certainly helped their defensive intensity.

No. 13/10 Duke 77
No. 11/13 Marquette 73

LAHAINA, Hawaii (AP) -Duke claimed the championship of the EA Sports Maui Invitational with a 77-73 victory over Marquette.

Duke took a 67-61 lead with 6:03 to go on a low move by Lance Thomas off a pass from Singler, his only assist of the game.

The lead was six one more time, before Maurice Acker hit a 3 for the Golden Eagles and Ousmane Barro made one of two free throws to get Marquette within 69-67 with 4:42 left.

The Golden Eagles were within 75-73 with 33 seconds left on a layup by Jerel McNeal.

Singler grabbed a loose ball and was fouled. He made the first free throw and Marquette called a timeout, trying to freeze the freshman.

Marquette fought off foul trouble in the second half and the Golden Eagles were called for 27 fouls, nine more than Duke.

Marquette's Dominic James had 12 points on 4-for-16 shooting.

"In the first half I kind of had it going but it was nothing they did," James said. "A lot of the missed shots were layups, shots I usually make. Unfortunately I didn't in the second half."

Chaminade 63, Marquette 74												
Nov. 19, 2007 Maui, Hawaii												
CHAMINADE	min	fg-a	3fg-a	ft-a	reb	ast	to	bk	st	pf	pts	
Rodrick Johnson	19	5-13	0-3	3-6	6	0	2	0	0	4	13	
Stewart Kussler	36	4-9	0-1	0-0	5	1	2	0	0	4	8	
Makro Kolaric	37	9-13	0-1	1-1	14	2	2	2	0	3	19	
Hayden Heiber	29	1-6	0-0	6-7	6	2	3	0	2	0	8	
Bussey Ellis	28	0-3	0-2	0-1	0	2	7	0	1	4	0	
Patrick Collier	7	0-1	0-0	0-0	3	0	0	0	0	0	0	
LaMarr Hunt	27	3-10	2-6	0-0	5	1	2	0	0	3	8	
Mike Green	8	0-1	0-1	0-0	1	0	0	0	0	3	0	
Dan Wendt	9	2-4	1-3	2-2	1	0	1	0	0	0	7	
Team											2	
Totals	24-60	3-17	12-17	43	8	19	2	3	21	63		
MARQUETTE	min	fg-a	3fg-a	ft-a	reb	ast	to	bk	st	pf	pts	
Dwight Burke	12	2-3	0-0	0-0	4	0	1	0	0	3	4	
Lazar Hayward	33	6-11	0-1	3-4	8	1	1	1	1	2	15	
Dominic James	28	4-12	0-4	3-4	0	2	0	0	3	1	11	
Jerel McNeal	27	10-14	0-2	2-4	3	0	2	0	2	3	22	
Wesley Matthews	31	1-6	0-1	4-6	3	0	3	0	1	4	6	
Maurice Acker	8	0-2	0-2	0-0	1	1	1	0	1	0	0	
Dan Fitzgerald	15	0-0	0-0	0-0	1	0	1	0	0	3	0	
David Cubillan	24	3-8	2-6	3-3	2	1	0	0	3	0	11	
Lawrence Blackledge	2	0-0	0-0	0-0	0	0	0	0	0	0	0	
Ousmane Barro	20	1-2	0-0	3-4	9	0	1	2	4	2	5	
Team											2	
Totals	27-58	2-16	18-25	32	6	11	3	14	19	74		
Halftime: MU 39-30. Dead Ball Rebounds: MU 3-1. Technical: None. Officials: Bernard Clinton, Kevin Brill, Doug Sirmones. Attendance: 2,500.												

Oklahoma St. 61, Marquette 91												
Nov. 20, 2007 Maui, Hawaii												
OKLAHOMA ST.	min	fg-a	3fg-a	ft-a	reb	ast	to	bk	st	pf	pts	
Marcus Dove	18	1-3	0-1	0-0	3	0	4	1	2	4	2	
Ibrahima Thomas	15	0-5	0-1	0-1	3	0	1	1	0	1	0	
Terrel Harris	38	7-13	0-4	3-3	1	1	1	0	3	4	17	
Obi Muonelo	27	2-7	0-4	0-0	2	1	3	1	0	1	4	
James Anderson	31	4-10	2-4	4-5	3	1	4	2	1	2	14	
Byron Eaton	11	0-3	0-1	2-2	0	2	1	0	1	3	2	
Anthony Brown	11	5-6	0-1	1-4	3	0	0	0	0	1	11	
Tyler Hatch	21	2-4	1-3	0-0	7	1	2	0	1	2	5	
Martavius Adams	11	0-1	0-0	0-0	1	0	2	0	0	3	0	
Nick Sidorakis	4	0-1	0-0	1-2	1	1	0	0	0	0	1	
Brad Garrett	9	2-6	1-4	0-1	3	0	0	0	0	0	5	
Marshall Moses	4	0-0	0-0	0-0	1	0	0	0	0	0	0	
Team											0	
Totals	23-59	4-23	11-18	28	7	19	5	8	21	61		
MARQUETTE	min	fg-a	3fg-a	ft-a	reb	ast	to	bk	st	pf	pts	
Dwight Burke	18	0-1	0-0	1-2	1	0	3	1	3	3	1	
Lazar Hayward	30	2-8	0-1	3-3	4	1	4	2	4	2	7	
Dominic James	27	5-11	4-6	4-4	1	5	4	1	2	1	18	
Jerel McNeal	24	7-14	1-2	5-8	5	3	0	0	1	3	20	
Wesley Matthews	25	4-6	0-0	5-5	4	0	3	0	1	4	13	
Maurice Acker	16	3-6	1-2	0-0	2	2	2	0	0	3	7	
Patrick Hazel	4	0-0	0-0	0-0	3	0	0	0	0	0	0	
Dan Fitzgerald	10	3-4	3-4	1-2	3	0	0	0	1	2	10	
David Cubillan	23	4-5	2-2	0-0	2	1	2	0	0	0	10	
Lawrence Blackledge	4	0-0	0-0	1	0	0	1	0	0	0	0	
Ousmane Barro	18	2-2	0-0	1-2	10	2	1	1	0	5	5	
Tommy Brice	1	0-0	0-0	0-0	0	0	0	0	0	0	0	
Team											7	
Totals	30-57	11-17	20-26	43	14	19	6	12	23	91		
Halftime: MU 46-28. Dead Ball Rebounds: MU 3-2. Technical: None. Officials: Bob Donato, Larry Spaulding, Doug Sirmones. Attendance: 2,500.												

Duke 77, Marquette 73												
Nov. 21, 2007 Maui, Hawaii												
DUKE	min	fg-a	3fg-a	ft-a	reb	ast	to	bk	st	pf	pts	
Kyle Singler	37	7-11	3-5	8-8	7	1	3	0	0	2	25	
Lance Thomas	30	4-8	0-0	2-4	5	0	0	1	0	1	10	
Greg Paulus	30	3-6	3-6	0-1	2	3	3	0	0	3	9	
Gerald Henderson	23	2-7	0-0	3-4	5	0	2	1	0	4	7	
DeMarcus Nelson	35	6-11	0-1	4-8	7	4	3	0	1	4	16	
Nolan Smith	14	1-3	0-1	2-2	1	1	1	0	0	0	4	
Taylor King	1	0-0	0-0	0-0	0	0	0	0	1	0	0	
Jon Schyer	24	1-4	0-2	0-0	4	2	2	0	0	2	2	
Brian Zoubek	6	2-2	0-0	0-0	3	1	0	0	0	0	4	
Team											3	
Totals	26-52	6-15	19-27	37	12	14	2	2	16	77		
MARQUETTE	min	fg-a	3fg-a	ft-a	reb	ast	to	bk	st	pf	pts	
Dwight Burke	11	1-3	0-0	0-1	2	0	0	0	0	2	2	
Lazar Hayward	20	5-7	1-1	3-4	3	0	2	0	0	4	14	
Dominic James	27	4-16	0-3	4-6	6	3	2	0	1	4	12	
Jerel McNeal	30	4-7	0-2	3-4	3	4	3	0	1	4	11	
Wesley Matthews	34	4-9	1-2	3-3	3	2	2	1	2	3	12	
Maurice Acker	14	2-3	1-1	0-0	1	3	2	0	2	1	5	
Dan Fitzgerald	15	2-2	2-2	0-0	0	0	0	0	0	4	6	
David Cubillan	21	2-4	2-4	0-0	1	2	0	0	1	2	6	
Ousmane Barro	28	2-6	0-0	1-2	5	1	0	2	0	3	5	
Team											5	
Totals	26-57	7-15	14-20	29	15	11	3	7	27	73		
Halftime: Duke 43-36. Dead Ball Rebounds: Duke 3-2. Technical: None. Officials: Scott Thornley, Ed Hightower, Terry Wymer. Attendance: 2,500.												

Marquette Men's Basketball Game Notes

Page 13

UW-Milwaukee 65
No. 13/14 Marquette 100

MILWAUKEE (AP) - Dominic James scored 22 points and backcourt mate Jerel McNeal added 16 to power No. 13 Marquette to a 100-65 rout of UW-Milwaukee.

Lazar Hayward scored 19 points and David Cubillan 12 for the Golden Eagles.

James and McNeal scored the first two baskets of the second half to boost Marquette's lead to 54-33.

Ricky Franklin scored 14 points and Deion James 10 for the Panthers (3-4), who played a ranked team for the first time this season. They've lost three straight and four of five.

UW-Milwaukee hung close early and managed to tie it at 13 with 12:35 left in the first half. But the Golden Eagles went into halftime on a 15-3 run to lead 50-33.

Marquette won the game in the first half with superior shooting. The Golden Eagles made 18-of-34 shots from the field (52.9 percent) and were devastating from long range, hitting 8-of-17 from beyond the arc.

The two teams had not played each other since Dec. 8, 1998, when the Golden Eagles won 77-56 and UW-Milwaukee coach Rob Jeter was an assistant under then-Marquette coach Mike Deane.

No. rv/23 Wisconsin 76
No. 11/15 Marquette 81

MADISON, Wis. (AP) -- Dominic James scored 20 points and No. 11 Marquette ended Wisconsin's 28-home game winning streak with an 81-76 victory on Saturday.

With the win, Marquette (6-1) put a halt to Wisconsin's recent dominance in the state's biggest basketball rivalry and ended the Badgers' home streak that was the third-longest in Division I.

Jerel McNeal added 14 points and Dwight Burke added 12 points and nine rebounds as the undersized Golden Eagles held their own against one of the nation's best rebounding teams.

Brian Butch scored 17 points and Trevon Hughes added 16 for the Badgers, who are 97-6 at the Kohl Center under coach Bo Ryan.

Despite a profound size advantage over the Golden Eagles, no Badger had more than five rebounds. Marquette outrebounded Wisconsin 41-34, including 21-16 on the offensive end.

Wisconsin's Jason Bohannon hit a 3-pointer to cut the lead to three, but Marquette's Lazar Hayward answered with an inside basket. The teams traded free throws, and Marquette held off the Badgers over the final 1:27.

Sacramento State 51
No. 10/13 Marquette 82

MILWAUKEE (AP) -- Jerel McNeal had 13 points and Lazar Hayward added 12 points and seven rebounds to lead No. 10 Marquette to an 82-51 victory over Sacramento State on Saturday.

Marquette (7-1) opened with a 14-0 run against the Hornets, the first opponent in a five-game home stretch that includes four guaranteed games before the Golden Eagles open Big East play against Providence.

Sacramento State (2-8) lost its 13th straight road game because it had no answer for Marquette's balanced scoring, which included 12 points each from Wesley Matthews and Ousmane Barro, and 10 points from Maurice Acker.

On one play, Matthews snagged an offensive rebound and rifled a pass to Dwight Burke for an easy dunk. A few moments later, Dominic James found Matthews streaking to the basket on a fast break for a reverse layup.

Sacramento State got its first basket just over five minutes in when freshman Vinnie McGhee, the only healthy point guard for the Hornets, hit a 3. McGhee led the Hornets with 15 points, but also had seven turnovers.

Milwaukee 65, Marquette 100												
Nov. 30, 2007 Milwaukee, Wis.												
UWM	min	fg-a	3fg-a	ft-a	reb	ast	to	bk	st	pf	pts	
Paige Paulsen	29	2-7	0-2	0-0	2	0	1	0	0	1	4	
Torre Johnson	16	3-4	0-0	1-2	2	2	3	0	1	5	7	
Deonte Roberts	26	2-4	0-0	4-5	5	1	3	0	0	3	8	
Ricky Franklin	26	4-11	2-6	4-4	6	4	1	0	0	4	14	
Allan Hanson	18	0-3	0-2	0-0	1	1	2	0	1	3	0	
Charlie Swiggert	7	0-2	0-0	0-1	1	0	0	0	0	0	0	
Deion James	22	4-5	2-3	0-1	4	0	1	0	1	1	10	
Roman Gentry	13	2-4	0-1	0-0	1	1	0	0	0	0	4	
Kevin Johnson	6	0-2	0-1	0-2	0	1	1	0	0	0	0	
Kaylan Anderson	4	0-1	0-0	3-4	0	0	1	0	0	0	3	
Anthony Hill	4	0-5	0-1	1-2	2	0	0	0	0	0	1	
Marcus Skinner	9	2-2	0-0	1-2	4	0	0	0	0	1	5	
Tim Flowers	14	2-4	0-0	3-6	2	0	1	0	0	3	7	
Jason Avercamp	6	1-2	0-1	0-0	0	0	0	0	0	0	2	
Team					3							
Totals	22-56	4-17	17-29	33	10	14	0	3	21	65		
MARQUETTE	min	fg-a	3fg-a	ft-a	reb	ast	to	bk	st	pf	pts	
Dwight Burke	18	3-3	0-0	1-4	3	1	1	1	0	1	7	
Lazar Hayward	29	8-13	2-3	1-2	11	1	0	1	1	3	19	
Dominic James	29	10-15	2-5	0-0	4	5	2	0	4	1	22	
Jerel McNeal	33	6-12	2-4	2-3	5	10	2	0	3	3	16	
Wesley Matthews	22	3-10	1-4	2-4	4	1	0	1	0	3	9	
Scott Christopherson	7	1-2	0-1	0-0	3	0	0	0	0	3	2	
Maurice Acker	13	1-6	0-3	3-4	1	2	1	0	1	5		
Patrick Hazel	9	1-1	0-0	0-0	2	0	0	1	0	1	2	
David Cubillan	26	5-9	2-6	0-0	4	6	1	0	0	1	12	
Lawrence Blackledge	3	0-0	0-0	0-0	0	0	0	0	0	0	0	
Ousmane Barro	10	2-3	0-0	2-2	2	0	0	2	0	3	6	
Tommy Brice	1	0-0	0-0	0-0	0	0	0	0	0	0	0	
Team					3							
Totals	40-74	9-26	11-19	42	26	7	6	8	21	100		
Halftime:	MU 50-33. Dead Ball Rebounds: 5-5.											
Technical:	None. Officials: J.D. Collins, John Higgins, Todd Williams. Attendance: 18,283.											

Wisconsin 76, Marquette 81												
Dec. 8, 2007 Madison, Wis.												
WISCONSIN	min	fg-a	3fg-a	ft-a	reb	ast	to	bk	st	pf	pts	
Marcus Landry	33	3-6	0-1	1-1	5	4	3	1	1	1	7	
Brian Butch	30	7-14	1-1	2-4	5	1	2	3	0	2	17	
Trevon Hughes	32	4-15	1-6	7-13	2	4	4	0	2	5	16	
Michael Flowers	24	6-7	2-3	0-0	3	1	1	0	0	5	14	
Joe Krabbenhoft	38	2-6	0-1	2-2	5	1	3	0	1	3	6	
Jason Bohannon	21	2-3	1-1	0-0	2	1	0	0	2	1	5	
Tanner Bronson	1	0-0	0-0	0-0	0	0	0	0	0	0	0	
Jon Leuer	13	2-3	2-2	3-5	5	0	2	1	0	1	9	
Greg Stiemsma	9	1-1	0-0	0-0	2	1	3	2	1	1	2	
Team					5							
Totals	27-55	7-15	15-25	34	13	18	7	7	19	76		
MARQUETTE	min	fg-a	3fg-a	ft-a	reb	ast	to	bk	st	pf	pts	
Dwight Burke	17	4-5	0-0	4-5	9	0	1	2	0	1	12	
Lazar Hayward	22	4-7	0-1	3-4	6	0	0	0	1	4	11	
Dominic James	34	7-15	1-4	5-8	5	6	3	0	2	3	20	
Jerel McNeal	34	7-17	0-2	0-0	5	3	3	0	5	4	14	
Wesley Matthews	33	2-6	0-1	2-2	5	0	4	1	1	2	6	
Scott Christopherson	3	0-0	0-0	0-0	1	0	0	0	0	2	0	
Maurice Acker	12	2-3	2-2	0-0	0	2	1	0	2	1	6	
David Cubillan	20	1-5	1-4	0-0	1	2	0	0	0	1	3	
Lawrence Blackledge	4	0-1	0-0	0-0	1	0	0	1	0	1	0	
Ousmane Barro	21	3-5	0-0	3-5	4	0	3	2	0	4	9	
Team					4							
Totals	30-64	4-14	17-24	41	13	16	6	11	23	81		
Halftime:	MU 43-41. Dead Ball Rebounds: 2-2.											
Technical:	James (MU), Hughes (UW). Officials: Jim Burr, Pat Driscoll, Mike Roberts. Attendance: 17,190.											

Sacramento St. 51, Marquette 82												
Dec. 15, 2007 Milwaukee, Wis.												
SACRAMENTO ST.	min	fg-a	3fg-a	ft-a	reb	ast	to	bk	st	pf	pts	
Randy Adams	23	2-3	0-0	1-1	5	1	2	0	1	3	5	
Justin Williams	30	5-8	0-0	0-0	9	4	4	0	0	4	10	
Vinnie McGhee	31	5-17	1-5	4-4	0	2	7	0	3	2	15	
Clark Woods	19	1-4	0-2	0-0	0	0	0	1	1	3	2	
Loren Leath	19	1-8	0-1	0-0	4	3	5	0	0	3	2	
Darnell Ferguson	14	0-2	0-0	0-0	3	0	0	1	0	1	0	
Donald Thomas	20	1-2	0-0	0-0	2	0	1	0	1	2	2	
Wandji Aboubakar	6	0-0	0-0	0-1	0	0	0	0	0	3	0	
Spenser Schulte	6	0-0	0-0	0-1	0	0	0	0	0	0	0	
Jason Davis	16	2-4	0-0	2-6	7	2	0	0	1	5	6	
Justin Eller	16	4-5	0-0	1-4	1	0	2	0	1	3	9	
Team					2							
Totals	21-53	1-8	8-17	33	12	23	2	8	29	51		
MARQUETTE	min	fg-a	3fg-a	ft-a	reb	ast	to	bk	st	pf	pts	
Dwight Burke	15	2-2	0-0	1-4	5	0	1	1	3	3	5	
Lazar Hayward	26	5-7	1-2	1-2	7	1	2	0	1	0	12	
Dominic James	27	3-11	1-4	1-2	2	4	3	0	1	2	8	
Jerel McNeal	30	3-6	1-3	6-8	4	4	5	0	2	3	13	
Wesley Matthews	31	5-9	0-1	2-4	3	4	2	0	0	0	12	
Scott Christopherson	7	1-3	1-3	0-0	1	0	0	0	0	1	3	
Maurice Acker	17	3-6	1-2	3-6	0	2	0	0	1	2	10	
Patrick Hazel	3	0-0	0-0	0-0	1	0	0	0	0	0	0	
David Cubillan	23	1-4	0-2	3-5	2	3	1	1	2	1	5	
Lawrence Blackledge	5	0-0	0-0	0-0	1	0	1	1	0	1	0	
Ousmane Barro	14	5-6	0-0	2-3	6	0	0	2	1	2	12	
Tommy Brice	1	0-0	0-0	1-2	0	0	0	0	0	0	0	
Robert Frozema	1	0-0	0-0	1-2	0	0	0	0	0	0	1	
Team					3							
Totals	28-54	5-17	21-38	35	18	15	5	11	16	82		
Halftime:	MU 82-51. Dead Ball Rebounds: MU 8-4.											
Technical:	MU - Bench. Officials: Reggie Greenwood, Jeff Clark, John Gaffney. Attendance: 13,673.											

Marquette Men's Basketball Game Notes

Page 14



IPFW 56
No. 10/13 Marquette 80

MILWAUKEE (AP) -- Dominic James had 17 points and six assists and Wesley Matthews added 15 points as No. 10/13 Marquette used its speedy, athletic guards to overwhelm IPFW 80-56 on Monday night.

Marquette, in the midst of five straight home games that leads into Big East play, was playing its second game in three nights after playing just two games the previous two weeks due to final exams.

Trailing by 11 points at halftime, IPFW, which got 13 points from Jaraun Burrows to match his season average, started with a quick 8-2 run, but came unraveled nearly as fast as Marquette answered with a 14-2 spurt to put the game out of reach.

During the run, James forced point guard Ben Botts into a panicked turnover, and then fed Lazar Hayward with a behind-the-back bounce pass for a one-handed dunk.

The Mastodons then turned the ball over trying to force the tempo and McNeal's layup made it 39-26. Marquette's athleticism took over from there, including when James hit a 3, was fouled and converted the free throw to push the lead to 64-40 with 8:46 remaining.

Coppin State 42
No. 10/13 Marquette 89

MILWAUKEE (AP) -- Dominic James and Jerel McNeal scored 18 points each and No. 10/13 Marquette beat Coppin State 89-42 on Friday night.

Marquette (9-1) held Coppin State scoreless for more than seven minutes during a dominant 22-0 run that put the game out of reach midway through the second half, playing suffocating defense against a team that had been held under 40 points in its previous two games.

James and the Marquette backcourt shut down Tywain McKee, Coppin State's leading scorer at 17.1 points per game. McKee didn't take a shot from the field in 13 first-half minutes and finished the game with two points, both on free throws.

Lazar Hayward added 17 for the Golden Eagles, who have won five straight.

It was the seventh straight loss for Coppin State (3-9), which faced a brutal turnaround after Friday night's game. The Eagles headed to Bloomington, Ind. for a noon game against the No. 13-ranked Hoosiers on Saturday.

Brian Chesnut scored 13 to lead Coppin State, which remained winless on the road.

Savannah State 37
No. 12/13 Marquette 77

MILWAUKEE (AP) - No. 12 Marquette dominated in a 77-37 victory over Savannah State on Saturday, and the Golden Eagles are ready to turn their attention to the Big East. Providence visits on Thursday.

Against the Tigers, Lazar Hayward had 12 points, eight rebounds, two blocks and two steals in 19 minutes for Marquette (10-1). Dominic James also had 12 points.

It was Marquette's sixth straight win since a four-point loss to Duke on Nov. 21. The Golden Eagles made half of their 3-pointers (8-16) and held Savannah State to 25.5 percent shooting (14-55).

The Golden Eagles have won their last four games by an average of 35.5 points.

Dan Fitzgerald, who missed the last five games with a left wrist injury, added 11 points and had four of Marquette's 17 steals.

After Savannah State's Patrick Hardy opened the game with a 3-pointer, Marquette scored the next 13 points.

Reserve Curtis Brown scored nine points for Savannah State (7-11), which trailed 46-19 at halftime.

IPFW 56, Marquette 80
Dec. 17, 2007
Milwaukee, Wis.

IPFW	min	fg-a	3fg-a	ft-a	reb	ast	to	bk	st	pf	pts
DeWitt Scott	10	1-3	1-2	0-0	1	0	0	0	1	3	3
Jaraun Burrows	27	5-9	0-0	3-3	2	2	2	1	1	5	13
Jakari Johnson	25	1-6	1-4	1-3	4	1	0	0	0	1	4
Ben Botts	32	2-6	0-1	0-0	3	0	1	0	1	0	4
Demetrius Johnson	30	5-11	0-1	2-4	7	4	5	1	2	3	12
Zach Plackemier	14	3-6	1-3	0-0	1	2	1	0	0	1	7
Pat Lepper	2	0-0	0-0	0-0	0	0	0	0	0	0	0
Chris Perkins	17	3-9	0-1	0-0	4	2	1	0	0	1	6
David Carson	25	2-13	0-1	1-3	7	0	2	0	0	5	5
Armend Ademi	3	1-2	0-0	0-0	1	0	0	0	0	1	2
Zeljko Egeric	15	0-2	0-1	0-0	2	1	0	1	0	1	0
Team					4						
Totals	23-67	3-14	7-13	36	12	13	3	5	21	56	
MARQUETTE	min	fg-a	3fg-a	ft-a	reb	ast	to	bk	st	pf	pts
Dwight Burke	12	1-1	0-0	0-0	2	0	1	0	0	4	2
Lazar Hayward	27	5-8	0-1	4-6	8	2	1	1	0	2	14
Dominic James	29	7-13	2-2	1-4	3	6	4	0	2	1	17
Jerel McNeal	27	3-7	0-2	1-5	7	2	3	0	2	2	7
Wesley Matthews	26	5-14	0-0	5-7	9	1	0	1	0	4	15
Scott Christopherson	7	0-1	0-1	0-0	2	0	0	0	0	0	0
Maurice Acker	21	3-7	1-3	0-0	4	2	2	0	3	3	7
Patrick Hazel	3	1-1	0-0	1-1	1	0	0	0	0	0	3
David Cubillan	18	4-9	3-8	0-0	3	1	3	0	0	1	11
Lawrence Blackledge	10	0-0	0-0	0-0	4	2	0	1	0	2	0
Ousmane Barro	18	2-3	0-0	0-0	2	0	0	0	0	1	4
Tommy Brice	1	0-0	0-0	0-0	0	0	0	0	0	0	0
Robert Frozema	1	0-0	0-0	0-0	0	0	0	0	0	0	0
Team					5						
Totals	31-64	6-17	12-23	50	16	14	3	7	20	80	

Halftime: MU 29-18. **Dead Ball Rebounds:** MU 6-1.
Technical: IPFW (team). **Officials:** Joe Lindsay, Ray Perone, Glenn Mayborg. **Attendance:** 13,133.

Coppin St. 42, Marquette 89
Dec. 21, 2007
Milwaukee, Wis.

COPPIN ST.	min	fg-a	3fg-a	ft-a	reb	ast	to	bk	st	pf	pts
A'Daeron Duncan	18	2-6	1-2	2-2	2	0	1	0	0	1	7
Eddie Hayden	7	0-0	0-0	0-0	1	0	0	1	0	0	0
Robert Pressey	21	1-5	0-0	0-0	2	0	3	0	0	1	2
Vince Goldsberry	27	1-6	0-1	0-2	2	2	4	0	1	0	2
Tywain McKee	22	0-0	0-0	2-2	3	2	5	0	2	2	2
Ernest Hargett	2	0-1	0-1	0-0	0	0	0	0	0	0	0
Chuka Hoegbu	10	0-2	0-0	0-0	1	1	3	0	0	0	0
Mike Miller	14	3-7	1-3	0-1	2	0	1	0	0	3	7
Julian Conyers	20	2-10	1-4	0-0	1	1	1	0	0	2	5
Antwan Harrison	12	0-4	0-0	0-0	1	1	0	0	0	4	0
Brian Chesnut	31	4-8	0-0	5-7	6	2	2	1	0	3	13
Ceslovas Kucinskas	16	2-4	0-1	0-0	1	0	0	0	1	2	4
Team					5						
Totals	15-53	3-12	9-14	27	9	20	2	5	18	42	
MARQUETTE	min	fg-a	3fg-a	ft-a	reb	ast	to	bk	st	pf	pts
Lawrence Blackledge	18	2-3	0-0	0-0	5	0	1	2	0	1	4
Lazar Hayward	30	7-10	1-2	2-2	5	0	0	1	1	3	17
Dominic James	31	6-10	3-6	3-4	4	8	4	0	3	0	18
Jerel McNeal	26	4-5	3-4	7-8	6	6	3	0	3	3	18
Wesley Matthews	29	4-9	0-2	5-5	3	4	1	1	2	2	13
Scott Christopherson	14	1-4	1-3	0-0	2	0	1	0	1	1	3
Maurice Acker	18	3-5	1-3	0-0	1	4	1	0	1	2	7
Patrick Hazel	7	0-0	0-0	0-0	2	0	2	0	1	0	0
Dwight Burke	8	0-1	0-0	2-2	2	0	0	1	0	0	2
Ousmane Barro	15	1-3	0-0	3-4	6	0	1	1	0	1	5
Tommy Brice	2	0-0	0-0	2-2	0	0	1	0	0	1	2
Robert Frozema	2	0-0	0-0	0-0	0	0	0	0	0	1	0
Team					1						
Totals	28-50	9-20	24-27	37	22	13	8	12	15	89	

Halftime: MU 43-24. **Dead Ball Rebounds:** MU 3-1.
Technical: None. **Officials:** J.D. Collins, Bernard Clinton, William Bush. **Attendance:** 13,610.

Savannah St. 37, Marquette 77
Dec. 29, 2007
Milwaukee, Wis.

SAVANNAH ST.	min	fg-a	3fg-a	ft-a	reb	ast	to	bk	st	pf	pts
Lazarus Coleman	18	2-5	0-0	0-0	5	1	0	0	1	4	4
Chris Linton	25	3-7	0-1	0-0	3	0	2	0	2	1	6
Joseph Flegler	18	0-4	0-1	0-0	0	1	2	0	0	1	0
Patrick Hardy	19	1-3	1-3	0-0	2	1	0	0	2	1	3
Anthony Jones	27	1-9	0-1	3-4	2	1	4	0	2	1	5
Alvin Edwards	7	0-0	0-0	0-0	1	0	2	0	0	0	0
Joel Davilla	12	0-6	0-1	0-0	1	0	2	0	0	0	0
Rod Mitchell	17	1-4	0-0	3-5	5	1	2	0	1	0	5
Raye Bailey	15	0-2	0-0	0-0	0	1	3	0	0	3	0
Jovonni Shuler	12	1-3	0-1	1-2	2	0	0	0	2	0	3
Curtis Brown	15	4-10	1-3	0-0	3	0	3	1	3	4	9
Cedric Kalombo	15	1-2	0-0	0-0	3	1	3	2	0	5	2
Team					1						
Totals	14-55	2-11	7-11	28	7	23	3	13	20	37	
MARQUETTE	min	fg-a	3fg-a	ft-a	reb	ast	to	bk	st	pf	pts
Lazar Hayward	19	4-10	0-0	4-4	8	0	3	2	2	1	12
Ousmane Barro	16	1-3	0-0	0-0	5	0	2	0	1	2	2
Dominic James	28	4-12	1-3	3-5	3	3	2	0	1	1	12
Jerel McNeal	24	3-7	0-2	3-3	5	2	3	0	3	3	9
Wesley Matthews	28	3-5	0-0	1-6	5	2	4	0	3	2	7
Scott Christopherson	10	2-3	2-3	0-0	0	0	0	0	1	1	6
Maurice Acker	12	2-4	1-1	0-0	0	1	2	0	2	0	5
Patrick Hazel	6	0-0	0-0	0-1	1	0	0	0	0	1	0
Dan Fitzgerald	16	3-5	2-2	4-4	1	1	0	4	1	1	11
David Cubillan	14	2-4	1-2	0-0	1	2	1	0	0	0	5
Dwight Burke	12	1-2	0-0	0-0	5	0	1	0	0	3	2
Lawrence Blackledge	13	0-0	0-0	0-0	0	0	0	0	0	1	2
Tommy Brice	1	0-0	0-0	2-2	0	0	0	0	0	0	2
Robert Frozema	1	0-0	0-0	2-2	1	0	0	0	0	0	2
Team					3						
Totals	26-57	8-16	17-25	46	12	21	3	17	16	77	

Halftime: MU 46-19. **Dead Ball Rebounds:** 4-2.
Technical: None. **Officials:** William Bush, Brian O'Connell, Chris Beaver. **Attendance:** 15,060.

Marquette Men's Basketball Game Notes

Page 15

Providence 67
No. 10/11 Marquette 96

MILWAUKEE (AP) -- Dominic James scored 21 points and Lazar Hayward added 17 as No. 10 Marquette took advantage of shorthanded Providence in a 96-67 victory on Thursday night in the Big East opener for both teams.

Marquette (11-1) won its seventh straight game because the Golden Eagles were too fast and too deep for Providence and suffocated the Friars' few offensive weapons.

James did, and got some unexpected help from Ousmane Barro, who had a season-high 14 points to go with nine rebounds, both well above his averages. James' backcourtmates, Wesley Matthews and Jerel McNeal, also had strong performances, with Matthews scoring a season-high 16 points and McNeal adding nine assists.

Brian McKenzie had 21 points on 4-of-7 shooting from 3-point range for Providence (9-4), which had a four-game winning streak snapped.

The Friars committed 17 turnovers, 12 in the first half, and Marquette opened the second half on a 22-5 run as the Friars' frustration began to bubble.

West Virginia 79
No. 10/11 Marquette 64

MORGANTOWN, W.Va. (AP) -- Alex Rouff hit five 3-pointers and scored 19 points to lead the Mountaineers to a 79-64 win over No. 10 Marquette, giving Huggins his 601st career victory in his first season since returning to his alma mater.

Joe Alexander added 19 points, Da'Sean Butler had 13 and Darris Nichols 12 for West Virginia, which cruised to a 10-1 start before dropping a pair of games to Oklahoma and at Notre Dame. The losses seemed to give credence to Huggins' claim that the hot start was merely "fool's gold."

The Mountaineers, employing a seldom-used 1-3-1 zone defense most of the game, surprised Marquette and coach Tom Crean, who appeared to be expecting Huggins' trademark, physical man-to-man defense.

Lazar Hayward and Wesley Matthews scored 13 each to lead Marquette (11-2, 1-1), which had won seven straight since a four-point loss to No. 9 Duke in late November. But the Golden Eagles' sensation backcourt of Jerel McNeal and Dominic James was held to a combined 20 points on just 8-of-20 shooting, and 2-of-8 from beyond the arc.

Seton Hall 56
No. 15/16 Marquette 61

MILWAUKEE (AP) - Dan Fitzgerald made Seton Hall's decision not to foul costly.

Fitzgerald went 4-of-9 from beyond the arc, including a key 3-pointer in the closing seconds, and Jerel McNeal scored 14 points as Marquette (12-2, 2-1 Big East) won its 11th straight home game.

After finally taking a lead with 5:58 left following James' injury, Marquette, which shot a season-low 33 percent from the field, then had to hold on, going 6-of-9 from the free throw line down the stretch.

Harvey, leading the Big East in scoring at 19.6 points a game, hit a bobbled floater in the lane, then made two free throws to make it 56-54 with 1:01 to play.

But teammate Brian Laing, who had 13 points, fouled out on the ensuing possession and James hit two free throws to make it 58-54.

Larry Davis' turnaround jumper made it 58-56 with 40 seconds to go. On the next possession, the Pirates elected not to foul and Wesley Matthews drove and bobbled the ball before finding Fitzgerald for the wide-open 3.

Providence 67, Marquette 96	
Jan. 3, 2008 Milwaukee, Wis.	
PROVIDENCE	min fg-a 3fg-a ft-a reb ast to bk st pf pts
Geoff McDermott	36 2-3 0-0 3-4 4 5 2 0 0 3 7
Randall Hanke	10 1-1 0-0 0-0 0 0 1 1 0 0 2
Jeff Xavier	31 5-13 1-6 0-2 4 1 2 0 0 6 5 11
Weynmi Efejuoku	29 3-10 0-4 3-4 1 2 5 0 0 4 9
Brian McKenzie	29 6-10 4-7 5-6 6 3 4 1 2 4 21
Alex Kellogg	7 0-1 0-0 0-0 0 0 0 0 0 0 0
Marshon Brooks	12 1-4 1-2 4-4 1 0 0 0 1 1 7
Jamine Peterson	23 4-8 0-0 2-5 5 0 3 0 1 2 10
Charles Burch	7 0-0 0-0 0-0 0 0 0 0 0 0 0
Jonathan Kale	16 0-1 0-0 0-2 1 1 0 0 0 2 0
Team	1
Totals	22-51 6-19 17-27 23 12 17 2 10 21 67
MARQUETTE	min fg-a 3fg-a ft-a reb ast to bk st pf pts
Dwight Burke	13 1-2 0-0 0-0 2 0 0 1 0 4 2
Lazar Hayward	26 5-10 3-4 4-4 6 1 4 0 2 3 17
Dominic James	28 6-11 4-6 5-6 3 6 0 0 1 2 21
Jerel McNeal	28 2-5 0-2 0-0 2 9 3 0 3 4 4
Wesley Matthews	24 4-7 0-2 8-8 5 2 2 0 1 2 16
Scott Christopherson	3 0-0 0-0 0-0 0 1 0 0 0 0 0
Maurice Acker	11 3-4 2-2 0-0 2 0 2 0 1 4 8
Patrick Hazel	2 1-1 0-0 0-0 0 1 0 0 1 2
Dan Fitzgerald	13 1-4 1-4 0-0 1 0 0 0 1 3 3
David Cubillan	22 1-4 0-3 0-0 1 1 0 0 2 1 2
Lawrence Blackledge	4 3-5 0-0 1-1 3 0 0 0 0 2 7
Ousmane Barro	22 5-7 0-0 4-6 9 1 2 3 0 1 14
Tommy Brice	2 0-0 0-0 0-0 0 0 0 0 0 0 0
Robert Frozena	2 0-0 0-0 0-0 0 1 0 0 0 0 0
Team	3
Totals	32-60 10-23 22-25 37 22 14 4 11 27 96
Halftime: MU 41-32. Dead Ball Rebounds: PC 6-2.	
Technical: McDermott (PC), McNeal (MU).	
Officials: Jim Burr, Bernard Clinton, Curtis Shaw.	
Attendance: 17,041.	

West Virginia 79, Marquette 64	
Jan. 6, 2008 Morgantown, W.V.	
WEST VIRGINIA	min fg-a 3fg-a ft-a reb ast to bk st pf pts
Da'Sean Butler	21 5-8 3-3 0-1 5 0 2 0 0 4 13
Joe Alexander	35 7-15 0-3 5-5 4 5 3 3 0 3 19
Jamie Smalligan	13 0-2 0-2 0-0 0 0 0 0 0 1 0
Darris Nichols	37 2-6 1-2 7-8 3 5 1 0 0 1 12
Alex Ruoff	37 5-9 5-7 4-4 3 4 2 1 2 0 19
Joe Mazzulla	19 2-2 0-0 4-7 6 1 1 0 1 3 8
Ted Talkington	1 0-0 0-0 0-0 0 0 0 0 0 0 0
Wellington Smith	21 1-1 0-0 0-1 6 0 2 0 0 3 2
John Flowers	17 2-7 0-1 2-3 3 1 0 1 0 1 6
Team	8
Totals	24-50 9-18 22-29 38 16 12 5 3 16 79
MARQUETTE	min fg-a 3fg-a ft-a reb ast to bk st pf pts
Dwight Burke	14 1-1 0-0 1-1 3 1 0 0 0 3 3
Lazar Hayward	17 3-8 3-6 4-4 4 0 2 0 2 5 13
Dominic James	35 4-12 2-6 0-0 0 5 0 0 1 3 10
Jerel McNeal	30 4-8 0-2 2-2 3 3 3 0 2 5 10
Wesley Matthews	28 4-8 2-5 3-4 2 0 4 0 0 3 13
Scott Christopherson	1 0-0 0-0 0-0 0 0 0 0 0 1 0
David Cubillan	20 2-6 1-4 0-0 2 2 2 0 0 4 5
Maurice Acker	12 0-2 0-2 2-2 0 2 1 0 0 2 2
Lawrence Blackledge	5 0-1 0-0 0-0 0 0 0 1 0 0 0
Ousmane Barro	22 3-4 0-0 0-2 7 0 1 1 0 1 6
Dan Fitzgerald	16 1-3 0-0 0-0 1 0 0 0 0 2 2
Team	4
Totals	22-53 8-25 12-15 26 13 14 2 5 29 64
Halftime: WVU 29-28. Dead Ball Rebounds: WVU 2-1.	
Technical: None. Officials: John Cahill, Reggie Greenwood, Les Jones. Attendance: 11,429.	

Seton Hall 56, Marquette 61	
Jan. 8, 2008 Milwaukee, Wis.	
SETON HALL	min fg-a 3fg-a ft-a reb ast to bk st pf pts
Brian Laing	39 5-14 0-1 3-3 8 1 3 0 2 5 13
John Garcia	26 2-2 0-0 1-4 8 0 3 1 4 3 5
Jamar Nutter	21 3-8 3-8 0-0 2 0 2 0 2 5 9
Eugene Harvey	39 6-15 0-2 6-8 4 3 1 0 1 1 18
Jeremy Hazell	29 1-5 0-4 0-0 2 1 4 0 0 2 2
Mike Davis	18 0-3 0-0 0-0 7 1 0 3 0 3 0
Augustine Okosun	1 0-0 0-0 0-0 0 0 0 0 0 0 0
Larry Davis	28 4-11 0-3 1-3 5 0 0 0 2 0 9
Team	7
Totals	21-58 3-18 11-18 43 6 14 4 11 19 56
MARQUETTE	min fg-a 3fg-a ft-a reb ast to bk st pf pts
Dwight Burke	16 0-0 0-0 1-3 4 0 0 1 1 1 1
Lazar Hayward	21 2-6 1-2 2-2 6 0 1 1 0 1 7
Dominic James	29 4-12 1-5 4-6 5 3 3 1 1 2 13
Jerel McNeal	34 6-17 1-3 1-2 7 5 6 3 2 2 14
Wesley Matthews	21 2-7 0-2 0-0 4 2 1 1 0 1 4
Maurice Acker	28 1-5 1-3 2-2 3 6 1 1 1 5 5
Dan Fitzgerald	18 4-9 4-9 0-0 0 0 1 0 1 2 12
David Cubillan	10 1-4 1-4 0-0 0 0 0 0 0 1 3
Ousmane Barro	23 0-1 0-0 2-2 4 1 2 1 1 2 2
Team	4
Totals	20-61 9-28 12-17 39 17 15 9 7 17 61
Halftime: SHU 31-24. Dead Ball Rebounds: SHU 5-2.	
Technical: None. Officials: Tim Higgins, Michael Stephens, Joe Lindsay. Attendance: 14,681.	

Marquette Men's Basketball Game Notes

Page 16



Notre Dame 66

No. 15/16 Marquette 92

MILWAUKEE (AP) - Marquette's strikingly easy victory over Notre Dame on Saturday was one for the 88-year-old rivalry's history books - and one the Fighting Irish would just as soon forget.

Jerel McNeal had 18 points to lead five Marquette players in double figures, and the 15th-ranked Golden Eagles handed Notre Dame its worst loss in the teams' 109-game series, 92-66.

The Marquette-Notre Dame rivalry dates to 1920, and the Irish have played the Golden Eagles more than any other opponent in their 103-year history.

Lazar Hayward added 17 points for Marquette (13-2, 3-1) and tied a career high with 11 rebounds. Dominic James added 16 points and seven assists, and Wesley Matthews scored 15 points.

Luke Harangody tied his career high with 29 points and grabbed 14 rebounds for Notre Dame, but he had little help as sharpshooter Kyle McAlarney, coming off a career-high 32 points in a victory over Connecticut, finished with eight points. Point guard Tory Jackson had six points and fouled out with 7:15 remaining.

The Irish had a season-high 24 turnovers.

Notre Dame 66, Marquette 92												
Jan. 12, 2008 Milwaukee, Wis.												
NOTRE DAME	min	fg-a	3fg-a	ft-a	reb	ast	to	bk	st	pf	pts	
Rob Kurz	25	3-8	2-6	3-4	6	1	4	0	1	2	11	
Luke Harangody	31	10-17	0-0	9-11	14	1	6	3	0	1	29	
Tory Jackson	26	3-8	0-2	0-4	3	3	2	0	3	5	6	
Kyle McAlarney	33	3-8	2-6	0-0	1	1	6	0	0	0	8	
Ryan Ayers	23	0-3	0-2	0-0	2	1	0	0	1	1	0	
Tyrone Nash	3	1-1	0-0	0-0	0	0	0	0	0	0	2	
Jonathan Peoples	20	1-4	0-0	2-2	4	2	2	0	0	2	4	
Tim Abromaitis	3	1-2	0-1	0-0	0	1	1	0	0	0	2	
Zach Hilleland	22	0-3	0-0	2-4	2	2	2	1	0	3	2	
Luke Zeller	14	1-4	0-2	0-0	10	1	1	0	1	0	2	
Team					4							
Totals	23-58	4-19	16-25	46	13	24	4	6	14	66		
MARQUETTE	min	fg-a	3fg-a	ft-a	reb	ast	to	bk	st	pf	pts	
Dwight Burke	14	0-4	0-0	0-0	4	2	1	0	1	4	0	
Lazar Hayward	28	6-11	2-3	3-4	11	0	3	0	4	2	17	
Dominic James	24	6-15	3-6	1-1	3	7	3	0	4	2	16	
Jerel McNeal	29	7-15	2-5	2-2	4	3	1	1	2	1	18	
Wesley Matthews	31	4-9	1-1	6-8	4	3	1	1	3	1	15	
Scott Christopherson	3	1-1	1-1	0-0	0	0	0	0	0	0	3	
Maurice Acker	14	1-4	0-2	0-0	1	5	2	0	1	3	2	
Patrick Hazel	3	0-1	0-0	0-0	0	0	0	0	0	0	0	
Dan Fitzgerald	15	0-1	0-1	0-0	2	1	0	0	1	1	0	
David Cubilan	15	4-7	3-5	0-0	2	2	1	0	1	0	11	
Lawrence Blackledge	14	3-3	0-0	0-0	1	0	0	2	0	4	6	
Ousmane Barro	10	2-2	0-0	0-0	2	0	0	0	0	5	4	
Team					2							
Totals	34-73	12-24	12-15	36	23	13	4	17	23	92		
Halftime: MU 44-36. Dead Ball Rebounds: 2-2.												
Technical: None. Officials: Mike Kitts, Doug Shows, Earl Walton. Attendance: 18,906.												

Marquette Men's Basketball Game Notes

Page 19

Marquette Players in Double Figures

	Points	Rebounds
IUPUI	McNeal 20, James 12, Hayward 11, Matthews 10	--
Utah Valley	James 13, Burke 12, Cubillan 12, Hayward 11	--
@ Chaminade	McNeal 22, Hayward 15, James 11, Cubillan 11	--
vs. Oklahoma St.	McNeal 20, James 18, Matthews 13, Fitzgerald 10, Cubillan 10	Barro 10
vs. 13/10 Duke	Hayward 14, James 12, Matthews 12, McNeal 11	--
UW-Milwaukee	James 22, Hayward 19, McNeal 16, Cubillan 12	Hayward 11
@ RV/23 Wisconsin	James 20, McNeal 14, Burke 12, Hayward 11	--
Sacramento St.	McNeal 13, Hayward 12, Matthews 12, Barro 12, Acker 10	--
IPFW	James 17, Matthews 15, Hayward 14, Cubillan 11	--
Coppin St.	James 18, McNeal 18, Hayward 17, Matthews 13	--
Savannah St.	James 12, Hayward 12, Fitzgerald 11	--
Providence	James 21, Hayward 17, Matthews 16, Barro 14	--
@ West Virginia	Matthews 13, Hayward 13, James 10, McNeal 10	--
Seton Hall	McNeal 14, James 13, Fitzgerald 12	--
Notre Dame	McNeal 18, Hayward 17, James 16, Matthews 15, Cubillan 11	Hayward 11
@ Louisville		
@ Connecticut		
DePaul		
USF		
@ Cincinnati		
Louisville		
@ Notre Dame		
@ Seton Hall		
Pittsburgh		
@ St. John's		
Rutgers		
@ Villanova		
Georgetown		
Florida Gulf Coast		
@ Syracuse		

Marquette Bench Scoring

	Starters	Bench	Bench Scoring
IUPUI	50	26	Hayward 11, Cubillan 9, Acker 3, Barro 3
Utah Valley	43	23	Cubillan 12, Hayward 11
@ Chaminade	58	16	Cubillan 11, Barro 5
vs. Oklahoma St.	59	32	Cubillan 10, Fitzgerald 10, Acker 7, Barro 5
vs. 13/10 Duke	51	22	Fitzgerald 6, Cubillan 6, Acker 5, Barro 5
UW-Milwaukee	73	27	Cubillan 12, Barro 6, Acker 5, Christopherson 2, Hazel 2
@ RV/23 Wisconsin	63	18	Barro 9, Acker 6, Cubillan 3
Sacramento St.	50	32	Barro 12, Acker 10, Cubillan 5, Christopherson 3, Brice 1, Frozena 1
IPFW	55	25	Cubillan 11, Acker 7, Barro 4, Hazel 3
Coppin St.	70	19	Acker 7, Barro 5, Christopherson 3, Burke 2, Brice 2
Savannah St.	42	35	Fitzgerald 11, Christopherson 6, Acker 5, Cubillan 5, Burke 2, Blackledge 2, Brice 2, Frozena 2
Providence	60	36	Barro 14, Acker 8, Blackledge 7, Fitzgerald 3, Cubillan 2, Hazel 2
@ West Virginia	49	15	Barro 6, Cubillan 5, Acker 2, Fitzgerald 2
Seton Hall	39	22	Fitzgerald 12, Acker 5, Cubillan 3, Barro 2
Notre Dame	66	26	Cubillan 11, Blackledge 6, Barro 4, Christopherson 3, Acker 2
@ Louisville			
@ Connecticut			
DePaul			
USF			
@ Cincinnati			
Louisville			
@ Notre Dame			
@ Seton Hall			
Pittsburgh			
@ St. John's			
Rutgers			
@ Villanova			
Georgetown			
Florida Gulf Coast			
@ Syracuse			

Marquette's Record When

	2007-08	Under Crean
Leading at half	11-0	139-18
Trailing at half	2-2	34-65
Tied at half	0-0	6-3
Scoring 70 or more points	11-1	117-21
Allowing 80 or more points	0-0	6-25
Holding opponents to 60 points or less	6-0	74-10
Holding opponents to 65 points or less	9-0	88-16
Shooting 50 percent or better	6-0	65-6
Opponents shoot 50 percent or better	1-1	12-25
Opponent shoots under 40 percent	9-0	82-14
MU's FG percent is higher than opp.	11-0	141-23
MU's FG percent is lower than opp.	2-2	37-65
MU's 3FG percent is higher than 40 percent	5-1	91-23
Opponent's 3FG percent is higher than 40 percent	3-1	37-29
MU shoots more FT than opponent	8-0	118-14
MU shoots fewer FT than opponent	5-2	48-72
MU shoots same FT as opponent	0-0	11-3
Out-rebounded opponent	10-0	137-31
Out-rebounded by opponent	3-2	34-52
Rebounds tied	0-0	7-5
Same or fewer turnovers as opp.	11-1	111-26
More turnovers than opponent	2-1	66-63
Overtime games	0-0	7-4
In games decided by 5 pts. or less	2-1	44-33
In games decided by 6-10	1-0	40-21
In games decided by 11-15	2-1	39-21
In games decided by 16 pts. or more	7-0	54-13
vs Ranked Teams (AP or Coaches)	1-1	
vs 1-25 in RPI (www.collegerpi.com, at time of game)	1-0	
vs 26-50 in RPI	1-1	
vs 51-100 in RPI	4-1	
vs 101-150 in RPI	1-0	
vs 151-200 in RPI	3-0	
vs 201-324 in RPI	2-0	
When winning the opening tip	7-0	
When scoring first	9-0	

Team Superlatives by Half

	First Half	Second Half
Points	50 vs. UWM (11/30)	55 vs. Providence (1/3)
Fewest Pts. Allowed	18 vs. IPFW (12/17)	18 vs. Coppin St. (12/21)
FG Percentage	60.0 vs. IUPUI (11/10)	61.3 vs. IPFW (12/17)
Lowest FG Pct. Allowed	24.2 vs. IPFW (12/17)	29.0 vs. Seton Hall (1/8)
3-Point Percentage	62.5 vs. Okla. St. (11/20)	66.7 vs. Okla. St. (11/20)
FT Made	15 vs. Okla. St. (11/20)	15 vs. Sac State (12/15)
Rebounds	29 vs. IPFW (12/17)	25 vs. Wisconsin (12/8)
Assists	12 vs. Sac State (12/15)	15 vs. UWM (11/30)
Blocks	4 vs. Twice	7 vs. Seton Hall (1/8)
Steals	12 vs. Savannah St. (12/29)	8 vs. Notre Dame (1/12)

Individual Superlatives by Half

	First Half	Second Half
Points	16 Dominic James	vs. UWM (11/30)
3-Point Made	2 Multiple Players	Multiple Times
FT Made	4 Multiple Players	vs. Okla. St. (11/20)
Rebounds	9 Lazar Hayward	vs. Notre Dame (1/12)
Assists	6 Dominic James	vs. Coppin St. (12/21)
Points	16 Jerel McNeal	vs. Chaminade (11/19)
3-Point Made	3 David Cubillan	Twice
FT Made	6 Two Players	Twice
Rebounds	6 Multiple Players	Multiple Times
Assists	5 Multiple Players	Multiple Times

Marquette Men's Basketball Game Notes

Page 20



High Marks

Double-figure scoring games	2007-08	Career
Dominic James	14	66
Jerel McNeal	11	56
Wesley Matthews	9	45
Dan Fitzgerald	3	21*
Ousmane Barro	2	17
Lazar Hayward	13	22
David Cubillan	6	13
Dwight Burke	2	2
Maurice Acker	1	1*

20-point games	2007-08	Career
Dominic James	3	15
Jerel McNeal	3	5
Wesley Matthews	0	4
Dan Fitzgerald	0	2
Ousmane Barro	0	1
David Cubillan	0	1

Double-figure rebound games	2007-08	Career
Ousmane Barro	1	9
Lazar Hayward	2	2
Dominic James	0	1
Wesley Matthews	0	1
Jerel McNeal	0	1

Double-figure assist games	2007-08	Career
Dominic James	0	1
Jerel McNeal	1	2

Double-doubles	2007-08	Career
Ousmane Barro	0	6
Jerel McNeal	0	3
Dominic James	0	1
Lazar Hayward	2	2

* - indicates career at MU

Individual Season Records

	Starts	10+ points	10+ rebs.
Ousmane Barro	1-0	—	1-0
Lawrence Blackledge	1-0	—	—
Dwight Burke	11-2	2-0	—
David Cubillan	—	5-0	—
Dan Fitzgerald	2-0	1-0	—
Lazar Hayward	11-2	11-2	2-0
Dominic James	13-2	12-2	—
Wesley Matthews	13-2	7-2	—
Jerel McNeal	13-2	9-2	—

Individual Career Records

	Starts	10+ points	10+ rebs.
Ousmane Barro	34-19	14-2	7-2
Lawrence Blackledge	1-0	—	—
Dwight Burke	11-2	2-0	—
David Cubillan	0-1	12-1	—
Dan Fitzgerald	11-4	13-2	—
Lazar Hayward	21-9	17-6	2-0
Dominic James	58-23	51-16	0-1
Wesley Matthews	47-15	31-14	1-0
Jerel McNeal	57-20	42-15	2-0

The Last Time

Team	Marquette	Opponent
100+ Points	100-65 vs. UW-Milwaukee (11/30/07)	85-104 at West Virginia (1/14/06)
90+ Points	92-66 vs. Notre Dame (1/12)	85-90 vs. Alabama (3/16/06)
Under 50 Points	40-54 vs. Western Michigan (3/14/05)	77-37 vs. Savannah State (12/29/07)
FG Pct. 60+	61.0 vs. South Dakota State (12/3/05)	None recorded
Five or fewer turnovers	5 vs. Cincinnati (3/10/96)	5 at West Virginia (1/14/06)
Five Players, 10+ pts.	92-66 vs. Notre Dame (1/12)	79-89 vs. Pittsburgh (3/8/07)

Team	Marquette Win	Marquette Loss — <i>italics denotes most recent</i>
Ranked Opponent (AP)	75-71 vs. 12/12 Pittsburgh (3/3/07)	73-77 vs. 13/10 Duke (11/21/07)
Overtime Game	77-74 vs. Pittsburgh (1/21/07) OT	60-67 at Louisville (3/16/06) OT
Double Overtime	80-79 vs. Louisville (2/28/96) 2OT	74-77 vs. Louisville (2/24/01) 3OT
Triple Overtime	Never	74-77 vs. Louisville (2/24/01) 3OT
Home Opener	76-68 vs. IUPUI (11/10/07)	54-67 vs. South Alabama (11/14/00)
Road Openers	81-76 at Wisconsin (12/8/07)	74-84 at Nebraska (11/30/05)

Individual	Marquette	Opponent
30+ Points	41, Steve Novak 94-79 vs. Connecticut (1/3/06)	31, Jean Felix 85-90 vs. Alabama (3/16/05)
20+ Points	21, Dominic James 96-67 vs. Providence (1/3/08)	29, Luke Harangody 92-66 vs. Notre Dame (1/12)

10+ Rebounds	11, Lazar Hayward 92-66 vs. Notre Dame (1/12)	14, Luke Harangody 92-66 vs. Notre Dame (1/12)
--------------	--	---

15+ Rebounds	16, Steve Novak 94-79 vs. Connecticut (1/3/06)	15, Torin Francis 80-72 vs. Notre Dame (2/25/06)
--------------	---	---

15+ Free Throws	16, Brian Wardle 69-59 at Charlotte (2/13/99)	
-----------------	--	--

10+ Assists	10, Jerel McNeal 100-65 vs. UW-Milwaukee (11/30/07)	10, Brian Swift 66-64 vs. USF (1/15/05)
-------------	--	--

Double Double	17 pts, 11 reb, Lazar Hayward 92-66 vs. Notre Dame (1/12)	29 pts, 14 reb, Luke Harangody 92-66 vs. Notre Dame (1/12)
---------------	--	---

Triple Double	29 pts, 11 reb, 11 ast, Dwyane Wade 83-69 vs. Kentucky (3/29/03)	22 pts, 12 reb, 10 blk, Eric Hicks 66-70 vs. Cincinnati (1/8/05)
---------------	---	---

This season . . .

Largest halftime lead	27	vs. Savannah State (12/29)
Largest halftime deficit	7	vs. Duke (11/21); vs. Seton Hall (1/8)
Largest lead in a game	50	vs. Coppin State (12/21)
Largest deficit in a game	17	vs. West Virginia (1/6)
Largest winning margin	47	vs. Coppin State (12/21)
Largest losing margin	15	vs. West Virginia (1/6)
Largest deficit in a victory	13	vs. Seton Hall (1/8)
Largest lead in a loss	4	vs. Duke (11/21)
Most consecutive points scored	22	vs. Coppin State (12/21)
Most consecutive points allowed	10	vs. IUPUI (11/10)
Largest home crowd	18,906	vs. Notre Dame (1/12)
Largest road crowd	17,190	vs. Wisconsin (12/8/07)
Largest neutral crowd	2,500	vs. Chaminade (11/19); Okla. St. (11/20); vs. Duke (11/21)
30-point games	--	
20-point games		McNeal 3, James 3
10-rebound games		Barro 1, Hayward 2
Double-doubles		Hayward 2

Marquette Men's Basketball Game Notes

Page 21



2007-08 Season Superlatives

Marquette Highs

Points	100	vs. UW-Milwaukee (11/30)
FG Made	40	vs. UW-Milwaukee (11/30)
FG Attempts	74	vs. UW-Milwaukee (11/30)
FG Percentage	56.0	28-50 vs. Coppin State (12/21)
3FG Made	12	vs. Notre Dame (1/12)
3FG Attempts	28	vs. Seton Hall (1/8)
3FG Percentage	64.7	11-17 vs. Oklahoma State (11/20)
FT Made	24	vs. Coppin State (12/21)
FT Attempts	38	vs. Sacramento State (12/15)
FT Percentage	88.9	24-27 vs. Coppin State (12/21)
Rebounds	50	vs. IPFW (12/17)
Assists	26	vs. UW-Milwaukee (11/30)
Steals	17	Twice
Blocks	9	vs. Seton Hall (1/8)
Turnovers	21	vs. Savannah State (12/29)
Fouls	29	vs. West Virginia (1/6)

Marquette Lows

Points	61	vs. Seton Hall (1/8)
FG Made	20	vs. Seton Hall (1/8)
FG Attempts	49	vs. IUPUI (11/10)
FG Percentage	32.8	20-61 vs. Seton Hall (1/8)
3FG Made	2	vs. Chaminade (11/19)
3FG Attempts	14	vs. Wisconsin (12/8)
3FG Percentage	12.5	2-16 vs. Chaminade (11/19)
FT Made	11	Twice
FT Attempts	15	Twice
FT Percentage	52.2	12-23 vs. IPFW (12/17)
Rebounds	26	vs. IUPUI (11/10); vs. West Virginia (1/6)
Assists	6	vs. Chaminade (11/19)
Steals	7	Three Times
Blocks	2	Twice
Turnovers	7	vs. UW-Milwaukee (11/30)
Fouls	15	Twice

Marquette — Individual Game Highs

Points	22	Jerel McNeal vs. Chaminade (11/19) Dominic James vs. UW-Milwaukee (11/30)
FG Made	10	Jerel McNeal vs. Chaminade (11/19) Dominic James vs. UW-Milwaukee (11/30)
FG Attempts	17	Jerel McNeal, Twice
FG Percentage	83.3 (5-6)	Dwight Burke vs. Utah Valley (11/12) Ousmane Barro vs. Sacramento State (12/15)
3FG Made	4	Two Players
3FG Attempts	8	David Cubillan vs. IUPUI (11/10); vs. IPFW (12/17)
3FG Percentage	75.0 (3-4)	Three Players
FT Made	8	Wesley Matthews vs. Providence (1/3)
FT Attempts	8	Multiple Players
FT Percentage	1.000 (8-8)	Wesley Matthews vs. Providence (1/3)
Rebounds	11	Lazar Hayward, Twice
Assists	10	Jerel McNeal vs. UW-Milwaukee (11/30)
Steals	5	Jerel McNeal vs. Wisconsin (12/8)
Blocks	3	Two Players
Turnovers	6	Jerel McNeal vs. Seton Hall (1/8)

Opponent Highs

Points	79	vs. West Virginia (1/6)
FG Made	27	vs. Wisconsin (12/8)
FG Attempts	67	vs. IPFW (12/17)
FG Percentage	50.0	26-52 vs. Duke (11/21)
3FG Made	10	vs. Utah Valley (11/12)
3FG Attempts	23	vs. Oklahoma State (11/20)
3FG Percentage	50.0	9-18 vs. West Virginia (1/6)
FT Made	22	vs. West Virginia (1/6)
FT Attempts	29	Twice
FT Percentage	75.9	22-29 vs. West Virginia (1/6)
Rebounds	46	vs. Notre Dame (1/12)
Assists	18	vs. IUPUI (11/10)
Steals	13	vs. Savannah State (12/29)
Blocks	7	vs. Wisconsin (12/8)
Turnovers	24	vs. Notre Dame (1/12)
Fouls	29	vs. Sacramento State (12/15)

Opponent Lows

Points	37	vs. Savannah State (12/29)
FG Made	14	vs. Savannah State (12/29)
FG Attempts	48	vs. IUPUI (11/10)
FG Percentage	25.5	14-55 vs. Savannah State (12/29)
3FG Made	1	vs. Sacramento State (12/15)
3FG Attempts	8	vs. Sacramento State (12/15)
3FG Percentage	12.5	1-8 vs. Sacramento State (12/15)
FT Made	5	vs. Utah Valley (11/12)
FT Attempts	11	Twice
FT Percentage	45.5	5-11 vs. Utah Valley (11/12)
Rebounds	20	vs. IUPUI (11/10)
Assists	6	vs. Seton Hall (1/8)
Steals	2	vs. Utah Valley (11/12); vs. Duke (11/21)
Blocks	0	vs. UW-Milwaukee (11/30)
Turnovers	12	vs. West Virginia (1/6)
Fouls	14	vs. Notre Dame (1/12)

Opponent — Individual Game Highs

Points	29	Luke Harangody vs. Notre Dame (1/12)
FG Made	10	Luke Harangody vs. Notre Dame (1/12)
FG Attempts	17	Two Players
FG Percentage	85.7 (6-7)	Michael Flowers vs. Wisconsin (12/8)
3FG Made	5	Two Players
3FG Attempts	9	Ryan Toolson vs. Utah Valley (11/12)
3FG Percentage	71.4 (5-7)	Alex Ruoff vs. West Virginia (1/6)
FT Made	9	Luke Harangody vs. Notre Dame (1/12)
FT Attempts	13	Trevon Hughes vs. Wisconsin (12/8)
FT Percentage	1.000 (8-8)	Kyle Singler vs. Duke (11/21)
Rebounds	14	Two Players
Assists	8	Billy Pettiford vs. IUPUI (11/10)
Steals	6	Jeff Xavier vs. Providence (1/3)
Blocks	3	Three Players
Turnovers	7	Two Players

Marquette Men's Basketball Game Notes

Page 22



Marquette As an AP Ranked Team

Rk.	Last Time	All Time	Crean Era
1.	9 Notre Dame 65, MU 59 (2/26/78)	4-1	-
2.	MU 75, Xavier 53 (2/20/78)	57-6	-
3.	Miami (Ohio) 84, MU 81 (3/11/78) *	31-3	-
4.	MU 97, 11 UNLV 81	16-2	-
5.	MU 67, Wichita State 56 (1/2/78)	18-5	-
6.	MU 67, 11 Clemson 49 (12/27/76)	16-6	-
7.	MU 67, 5 N. Carolina 59 (3/28/77) *	19-4	-
8.	North Dakota St. 64, MU 60 (12/2/06)	18-5	2-1
9.	4 Cincinnati 63, MU 62 (2/20/02)	21-7	1-1
10.	West Virginia 79, MU 64 (1/6/08)	19-4	6-1
11.	MU 81, Wisconsin 76 (12/8/07)	17-5	4-2
12.	MU 77, Savannah St. 37 (12/27/07)	18-4	1-2
13.	MU 100, UW-Milwaukee 65 (11/30/07)	28-12	9-6
14.	MU 69, Providence 62 (2/3/07)	9-2	2-1
15.	MU 92, Notre Dame 66 (1/12/08)	9-4	4-2
16.	MU 80, Villanova 67 (2/19/07)	17-4	8-1
17.	11 Wisconsin 70, MU 66 (12/9/06)	17-1	3-1
18.	Michigan State 61, MU 49 (3/15/07)	13-3	5-2
19.	MU 77, Morgan St. 57 (12/22/06)	4-3	3-1
20.	MU 75, 12 Pittsburgh 71 (3/3/07)	13-8	2-0
21.	MU 67, Charlotte 64 (1/13/08)	5-2	2-0
22.	MU 101, Wis.-Milwaukee 51 (3/5/94)	8-3	-
23.	Charlotte 76, MU 68 (1/5/02)	2-3	2-1
24.	MU 77, 6 Pittsburgh 74 (1/21/07)	11-3	4-0
25.	MU 75, Louisville 71 (1/9/02)	5-1	1-0
Totals		393-101	57-22

Defensive Comparison (averages as of date of game)

	Points	Avg.	Diff.	FG Pct.	Avg.	Diff.
IUPUI	68	--	--	50.0	--	--
Utah Valley	55	--	--	36.4	--	--
@ Chaminade	74	61.5	+12.5	46.6	49.1	-2.5
vs. Oklahoma State	91	72.0	+19.0	52.6	48.2	+4.4
vs. 10/13 Duke	73	76.8	-3.8	45.6	49.3	-3.7
UW-Milwaukee	100	76.0	+24.0	54.1	48.6	+5.5
@ Wisconsin	81	80.0	+1.0	46.9	49.7	-2.8
Sacramento State	82	80.1	+1.9	51.9	49.3	+2.6
IPFW	80	80.4	-0.4	48.4	49.6	-1.2
Coppin State	89	80.3	+8.7	56.0	49.4	+6.6
Savannah State	77	81.2	-4.2	45.6	50.0	-4.4
Providence	96	80.8	+15.2	53.3	49.6	+3.7
@ West Virginia	64	82.1	-18.1	41.5	49.9	-8.4
Seton Hall	61	80.7	-19.1	32.8	49.3	-16.5
Notre Dame	92	79.3	+12.7	46.6	48.1	-1.5
@ Louisville	--	80.1	--	--	48.0	--
@ Connecticut						
DePaul						
USF						
@ Cincinnati						
Louisville						
@ Notre Dame						
@ Seton Hall						
Pittsburgh						
@ St. John's						
Rutgers						
@ Villanova						
Georgetown						
Florida Gulf Coast						
@ Syracuse						

Marquette Against AP Ranked Teams

Rk.	Last Time	All Time	Crean Era
1.	9 MU 83, Kentucky 69 (3/29/03) *	1-6	1-1
2.	MU 94, Connecticut 79 (1/3/06)	2-10	1-1
3.	Cincinnati 67, MU 49 (1/8/00)	0-9	0-1
4.	Villanova 72, MU 67 (2/4/06)	5-9	3-2
5.	Kansas 85, MU 61 (1/28/92)	3-11	0-1
6.	24 MU 77, Pitt 74 (1/21/07)	6-14	1-1
7.	MU 74, Cincinnati 72 (3/2/96)	5-6	-
8.	Cincinnati 85 21 MU 84 (3/9/96)	2-9	-
9.	13 MU 73, Duke 62 (11/21/06)	8-7	2-2
10.	Duke 77, MU 73 (11/21/07)	5-6	0-2
11.	Wisconsin 70, 17 MU 66 (12/9/06)	7-4	1-1
12.	20 MU 75, Pittsburgh 71 (3/3/07)	3-7	1-3
13.	Pittsburgh 89, 18 MU 79 (3/8/07)	3-3	0-1
14.	15 MU 68, Wake Forest 61 (2/9/03)	5-4	1-0
15.	Arizona 48, MU 43 (12/18/04)	3-2	0-1
16.	West Virginia 104, MU 85 (1/14/06)	2-3	0-2
17.	MU 57, Georgetown 51 (2/16/06)	5-3	1-0
18.	MU 60, UAB 58 (1/19/94)	3-2	0-0
19.	MU 80, Wisconsin 65 (12/31/94)	5-3	-
20.	MU 50, Indiana 49 (11/23/01)	4-4	1-0
21.	MU 81, 21 West Virginia 63 (1/13/07)	4-1	2-0
22.	22 Georgetown 76, 11 MU 58 (2/10/07)	2-2	1-2
23.	Georgetown 62, MU 59 (3/9/06)	3-3	0-1
24.	MU 73, Connecticut 69 (1/10/07)	2-2	2-2
25.	MU 81, Louisville 80 (3/6/04)	2-1	2-1
Totals		90-131	18-24

Specialty Stats by Game (Bold denotes season high; formatted as MU/OPP)

	Paint	Off TO	2nd Ch.	Fast Brk.	Bench
IUPUI	32/16	17/14	6/6	13/5	26/1
Utah Valley	36/20	15/12	12/7	10/8	23/13
@ Chaminade	50/34	24/6	10/19	30/2	16/15
vs. Oklahoma State	30/34	30/15	22/15	21/6	32/24
vs. 10/13 Duke	32/34	17/11	12/8	14/6	22/10
UW-Milwaukee	54/22	19/7	10/0	31/13	27/32
@ Wisconsin	44/30	22/15	26/18	6/2	18/16
Sacramento State	46/30	21/20	17/12	15/13	32/17
IPFW	48/32	21/14	6/9	24/14	25/20
Coppin State	38/20	25/15	18/14	17/4	19/29
Savannah State	26/22	19/9	22/9	23/8	35/19
Providence	42/28	31/15	26/8	19/18	36/17
@ West Virginia	20/16	12/15	6/15	2/0	15/16
Seton Hall	20/26	15/6	9/6	12/6	22/9
Notre Dame	38/34	29/10	17/19	20/2	26/12
@ Louisville					
@ Connecticut					
DePaul					
USF					
@ Cincinnati					
Louisville					
@ Notre Dame					
@ Seton Hall					
Pittsburgh					
@ St. John's					
Rutgers					
@ Villanova					
Georgetown					
Florida Gulf Coast					
@ Syracuse					

* denotes NCAA Tournament game

When MU is higher	11-1	13-1	9-1	13-2	11-1
When Opp. is higher	2-1	0-1	3-1	0-0	2-1
When teams are tied	0-0	0-0	1-0	0-0	0-0

Marquette Men's Basketball Game Notes



0

scott|CHRISTOPHERSON

Freshman | Guard | 6-3 | 200 | LaCrosse, Wis. | Aquinas HS

2007-08: Went 1-of-2 from 3-point range with three points, one assist and one steal in exhibition vs. Northern State (11/4) ... Missed first five games of the regular season after undergoing arthroscopic surgery to his right knee to repair a pre-existing injury to his meniscus ... Played seven minutes and scored two points with three rebounds in first career game vs. UW-Milwaukee (11/30) ... First collegiate basket was a jumper in the lane with 9:38 remaining in second half to give MU a 74-58 lead over Milwaukee ... Played three minutes and recorded one rebound vs. Wisconsin (12/8) ... Netted first 3-pointer of MU career in three attempts from beyond the arc vs. Sacramento State (12/15) ... Grabbed two rebounds in seven minutes of action vs. IPFW (12/17) ... Scored three points, playing a season-high 14 minutes vs. Coppin St. (12/21) ... Netted a career-high six points on 2-of-3 shooting from the perimeter and garnered one steal vs.

Savannah State (12/29) ... Recorded first career assist in BIG EAST opener vs. Providence (1/3) ...

2007-08 Statistics												
	min	fg-a	3fg-a	ft-a	reb	ast	to	bk	st	pf	pts	
IUPUI												DNP
Utah Valley												DNP
at Chaminade												DNP
vs. Okla. St.												DNP
vs. 10/13 Duke												DNP
UWM	7	1-2	0-1	0-0	3	0	0	0	0	3	2	
at RV/23 Wisconsin	3	0-0	0-0	0-0	1	0	0	0	0	2	0	
Sacramento St.	7	1-3	1-3	0-0	1	0	0	0	0	1	3	
IPFW	7	0-1	0-1	0-0	2	0	0	0	0	0	0	
Coppin St.	14	1-4	1-3	0-0	2	0	1	0	1	1	3	
Savannah St.	10	2-3	2-3	0-0	0	0	0	0	1	1	6	
Providence	3	0-0	0-0	0-0	0	1	0	0	0	0	0	
at WVU	1	0-0	0-0	0-0	0	0	0	0	0	1	0	
Seton Hall												DNP
Notre Dame	3	1-1	1-1	0-0	0	0	0	0	0	0	3	
at Louisville												
at Connecticut												
DePaul												
USF												
at Cincinnati												
Louisville												
at Notre Dame												
at Seton Hall												
Pittsburgh												
at St. John's												
Rutgers												
at Villanova												
Georgetown												
Florida Gulf Coast												
at Syracuse												
BIG EAST Tourney												

Season & Career Highs

Points

Season 6, vs. Savannah St. (12/29)

Career 6, vs. Savannah St. (12/29/07)

Rebounds

Season 3, vs. UWM (11/30)

Career 3, vs. UWM (11/30/07)

Assists

Season 1, vs. Providence (1/3)

Career 1, vs. Providence (1/3/08)

Steals

Season 1, Twice

Career 1, Twice

Blocked Shots

Season --

Career --

Field Goals

Season 2, vs. Savannah St. (12/29)

Career 2, vs. Savannah St. (12/29/07)

Field Goal Attempts

Season 4, vs. Coppin St. (12/21)

Career 4, vs. Coppin St. (12/21/07)

Free Throws

Season --

Career --

Free Throw Attempts

Season --

Career --

3-Point Field Goals

Season 2, vs. Savannah St. (12/29)

Career 2, vs. Savannah St. (12/29/07)

3-Point Field Goal Attempts

Season 3, Three Times

Career 3, Three Times

Christopherson's Career Stats

Year	GP	GS	Min	Avg	FG-FGA	Pct	3FG-FGA	Pct	FT-FTA	Pct	Off	Def	Tot	Avg	PF	FO	Ast	TO	Blk	Stl	Pts	Avg
2007-08	9	0	55	6.1	6-14	42.9	5-12	41.7	0-0	00.0	0	9	9	1.0	9	0	1	1	0	2	17	1.9

Marquette Men's Basketball Game Notes



1



dominic|JAMES

Junior | Guard | 5-11 | 185 | Richmond, Ind. | Richmond HS

2007-08: One of four MU players to score in double figures with 12 points in season-opening win vs. IUPUI (11/10) ... Had team-high four steals and went 6-of-7 from free throw line ... Became 38th player all-time at MU and first since Steve Novak in 2005-06 to reach 1,000 career points with first basket in second half vs. Utah Valley (11/12) and led MU with 13 points ... Totaled 11 points and three assists vs. Chaminade (11/19) ... Scored 18 points, including 12 in the first half, and tied a career-high in 3FG on 4-for-6 shooting from the perimeter, including five assists vs. Oklahoma State (11/20) ... Was 4-of-6 from free throw line, scored 12 points and had a season-high six rebounds vs. Duke (11/21) ... Named to Maui Invitational All-Tournament team ... Scored a season-high 22 points on 10-of-15 shoot-

ing and also matched season highs with four steals and five assists vs. UW-Milwaukee (11/30) ... Dished out six assists, scored game-high 20 points and drained 100th 3-pointer of his career vs. Wisconsin (12/8) ... Named BIG EAST Player of the Week for third time in his career (12/10) ... Held to eight points and two rebounds, but his four assists tied a team-high vs. Sacramento State (12/15) ... Scored a game-high 17 points while shooting 7-of-13 from the field and matched a season-high with six assists vs. IPFW (12/17) ... Tallied a season-high eight assists while matching teammate Jerel McNeal with a game-high 18 points vs. Coppin St. (12/21) ... Matched a game-high with 12 points and had three assists and one steal vs. Savannah State (12/29) ... Scored a game-high 21 points and dished out six assists vs. Providence (1/3) ... Played a season-high 35 minutes and scored 10 points vs. West Virginia (1/6) ... Scored 13 points and had five rebounds vs. Seton Hall (1/8) ... Notched 13 of his 16 points in the second half vs. Notre Dame (1/12) and finished with a game-high seven assists and four steals ...

Season & Career Highs

Points	
Season	22, vs. UWM (11/30)
Career	29, at DePaul (1/17/06)
Rebounds	
Season	6, vs. Duke (11/21)
Career	11, at Louisville (3/1/06)
Assists	
Season	8, vs. Coppin St. (12/21)
Career	10, vs. Pittsburgh (3/3/07)
Steals	
Season	4, Three Times
Career	5, Three Times
Blocked Shots	
Season	1, Three Times
Career	1, 16 Times
Field Goals	
Season	10, vs. UWM (11/30)
Career	11, at DePaul (1/17/06)
Field Goal Attempts	
Season	16, vs. Duke (11/21)
Career	21, at Nebraska (11/30/05)
Free Throws	
Season	6, vs. IUPUI (11/10)
Career	11, at Valparaiso (11/27/06)
Free Throw Attempts	
Season	8, vs. Wisconsin (12/8)
Career	13, at Valparaiso (11/27/06)
3-Point Field Goals	
Season	4, vs. Oklahoma St. (11/20)
Career	4, Five Times
3-Point Field Goal Attempts	
Season	6, Five Times
Career	14, at Nebraska (11/30/05)

2007-08 Statistics

	min	fg-a	3fg-a	ft-a	reb	ast	to	bk	st	pf	pts
IUPUI*	31	3-7	0-3	6-7	1	3	2	1	4	2	12
Utah Valley*	31	4-11	2-4	3-4	0	1	0	0	2	2	13
at Chaminade*	28	4-12	0-4	3-4	0	2	0	0	3	1	11
vs. Okla. St.*	27	5-11	4-6	4-4	1	5	4	1	2	1	18
vs. 10/13Duke*	27	4-16	0-3	4-6	6	3	2	0	1	4	12
UWM*	29	10-15	2-5	0-0	4	5	2	0	4	1	22
at RV/23 Wisconsin*	34	7-15	1-4	5-8	5	6	3	0	2	3	20
Sacramento St.*	27	3-11	1-4	1-2	2	4	3	0	1	2	8
IPFW*	29	7-13	2-2	1-4	3	6	4	0	2	1	17
Coppin St.*	31	6-10	3-6	3-4	4	8	4	0	3	0	18
Savannah St.*	28	4-12	1-3	3-5	3	3	2	0	1	1	12
Providence*	28	6-11	4-6	5-6	3	6	0	0	1	2	21
at WVU*	35	4-12	2-6	0-0	0	5	0	0	1	3	10
Seton Hall*	29	4-12	1-5	4-6	5	3	3	1	1	2	13
Notre Dame*	24	6-15	3-6	1-1	3	7	3	0	4	2	16
at Louisville											
at Connecticut											
DePaul											
USF											
at Cincinnati											
Louisville											
at Notre Dame											
at Seton Hall											
Pittsburgh											
at St. John's											
Rutgers											
at Villanova											
Georgetown											
Florida Gulf Coast											
at Syracuse											
BIG EAST Tourney											


James' Career Stats

Year	GP	GS	Min	Avg	FG-FGA	Pct	3FG-FGA	Pct	FT-FTA	Pct	Off	Def	Tot	Avg	PF	FO	Ast	TO	Blk	Stl	Pts	Avg
2005-06	31	31	1,006	32.5	174-404	43.1	41-136	30.1	84-131	64.1	24	116	140	4.5	74	2	167	87	12	50	473	15.3
2006-07	34	34	1,130	33.2	171-445	38.4	50-184	27.2	114-175	65.1	20	84	104	3.1	72	0	167	89	5	64	506	14.9
2007-08	15	15	438	29.2	77-183	42.1	26-67	38.8	43-61	70.5	15	25	40	2.7	27	0	67	32	3	32	223	14.9
TOTAL	80	80	2,574	32.2	422-1032	40.9	117-387	30.2	241-367	65.7	59	225	284	3.6	173	2	401	208	20	146	1,202	15.0

Marquette Men's Basketball Game Notes



2



maurice|ACKER

Sophomore | Guard | 5-8 | 165 | Hazelcrest, Ill. | Hillcrest HS/Ball State

2007-08: Played 12 minutes in season opener vs. IUPUI (11/10), making his MU debut ... First basket as a Golden Eagle was a three-pointer to give MU a 23-17 first-half lead over IUPUI ... Played nine minutes vs. Utah Valley (11/12), tallying two assists, one steal and a rebound ... Recorded one rebound and one assist in eight minutes vs. Chaminade (11/19) ... Scored a season-high seven points on 3-of-6 shooting and recorded two assists and two rebounds vs. Oklahoma State (11/20) ... Had three assists and a season-high two steals while scoring five points in 14 minutes vs. Duke (11/21) ... Added five points and two assists vs. UW-Milwaukee (11/30) ... Contributed six points on 2-of-3 shooting, including a pair of 3-pointers, in addition to two assists and two steals in 12 minutes vs. Wisconsin (12/8) ... Tallied a season-high 10 points with three field goals, including a 3-pointer, in 17 minutes of action vs. Sacramento State (12/15) ...

Played season-high 21 minutes vs. IPFW (12/17) and collected a season-best four rebounds and three steals ... Posted seven points and a season-high four assists vs. Coppin St. (12/21) ... Scored five points and recorded a pair of steals in 12 minutes vs. Savannah State (12/29) ... Shot 2-of-2 from outside the arc and scored eight points vs. Providence (1/3) ... Netted both attempts from the foul line and finished with two assists in 12 minutes vs. West Virginia (1/6) ... Played a season-high 28 minutes before fouling out vs. Seton Hall (1/8), and posted a game-high and season-best six assists ... Led all reserves with five assists vs. Notre Dame (1/12) ...

2007-08 Statistics

	min	fg-a	3fg-a	ft-a	reb	ast	to	bk	st	pf	pts
IUPUI	12	1-2	1-2	0-1	1	1	1	0	0	1	3
Utah Valley	9	0-1	0-1	0-0	1	2	2	0	1	2	0
at Chaminade	8	0-2	0-2	0-0	1	1	1	0	0	1	0
vs. Okla. St.	16	3-6	1-2	0-0	2	2	2	0	0	3	7
vs. 10/13 Duke	14	2-3	1-1	0-0	1	3	2	0	2	1	5
UWM	13	1-6	0-3	3-4	1	2	1	0	0	1	5
at RV/23 Wisconsin	12	2-3	2-2	0-0	0	2	1	0	2	1	6
Sacramento St.	17	3-6	1-2	3-6	0	2	0	0	1	2	10
IPFW	21	3-7	1-3	0-0	4	2	2	0	3	3	7
Coppin St.	18	3-5	1-3	0-0	1	4	1	0	1	2	7
Savannah St.	12	2-4	1-1	0-0	0	1	2	0	2	0	5
Providence	11	3-4	2-2	0-0	2	0	2	0	1	4	8
at WVU	12	0-2	0-2	2-2	0	2	1	0	0	2	2
Seton Hall	28	1-5	1-3	2-2	3	6	1	1	1	5	5
Notre Dame	14	1-4	0-2	0-0	1	5	2	0	1	3	2
at Louisville											
at Connecticut											
DePaul											
USF											
at Cincinnati											
Louisville											
at Notre Dame											
at Seton Hall											
Pittsburgh											
at St. John's											
Rutgers											
at Villanova											
Georgetown											
Florida Gulf Coast											
at Syracuse											
BIG EAST Tourney											

Season & Career Highs

Points	
Season	10, vs. Sacramento St. (12/15)
Career	10, vs. Sacramento St. (12/15/07)
Rebounds	
Season	4, vs. IPFW (12/17)
Career	4, vs. IPFW (12/17/07)
Assists	
Season	6, vs. Seton Hall (1/8)
Career	6, vs. Seton Hall (1/8/08)
Steals	
Season	3, vs. IPFW (12/17)
Career	3, vs. IPFW (12/17/07)
Blocked Shots	
Season	1, vs. Seton Hall (1/8)
Career	1, vs. Seton Hall (1/8/08)
Field Goals	
Season	3, Five Times
Career	3, Five Times
Field Goal Attempts	
Season	7, vs. IPFW (12/17)
Career	7, vs. IPFW (12/17/07)
Free Throws	
Season	3, Twice
Career	3, Twice
Free Throw Attempts	
Season	6, vs. Sacramento St. (12/15)
Career	6, vs. Sacramento St. (12/15/07)
3-Point Field Goals	
Season	2, Twice
Career	2, Twice
3-Point Field Goal Attempts	
Season	3, Four Times
Career	3, Four Times

Acker's Career Stats

Year	GP	GS	Min	Avg	FG-FGA	Pct	3FG-FGA	Pct	FT-FTA	Pct	Off	Def	Tot	Avg	PF	FO	Ast	TO	Blk	Stl	Pts	Avg
2007-08	15	0	217	14.5	25-60	41.7	12-31	38.7	10-15	66.7	2	16	18	1.2	31	1	35	21	1	15	72	4.8

Marquette Men's Basketball Game Notes



4



patrick HAZEL

Freshman | Forward | 6-7 | 220 | Queens, N.Y. | Blair Academy

2007-08: Did not play in first three games of regular season ... Pulled down three rebounds in six minutes of action in exhibition vs. Northern State (11/4) ... Grabbed three rebounds in four minutes in collegiate debut vs. Oklahoma State (11/20) ... Recorded his first career basket and blocked shot vs. UW-Milwaukee (11/30) ... Tallied one defensive rebound in three minutes of action vs. Sacramento State (12/15) ... Went 1-of-1 from the field and 1-of-1 from the foul line to score three points in addition to collecting a defensive rebound vs. IPFW (12/17) ... Recorded a career-high two blocked shots in just seven minutes on the floor vs. Coppin St. (12/21) ... Grabbed one defensive rebound in six minutes vs. Savannah State (12/29) ... Made only shot attempt from the field vs. Providence (1/3) ...

2007-08 Statistics

	min	fg-a	3fg-a	ft-a	reb	ast	to	bk	st	pf	pts
IUPUI					DNP						
Utah Valley					DNP						
at Chaminade					DNP						
vs. Okla. St.	4	0-0	0-0	0-0	3	0	0	0	0	0	0
vs. 13/10 Duke					DNP						
UWM	9	1-1	0-0	0-0	2	0	0	1	0	1	2
at RV/23 Wisconsin					DNP						
Sacramento St.	3	0-0	0-0	0-0	1	0	0	0	0	0	0
IPFW	3	1-1	0-0	1-1	1	0	0	0	0	0	3
Coppin St.	7	0-0	0-0	0-0	2	0	0	2	0	1	0
Savannah St.	6	0-0	0-0	0-1	1	0	0	0	0	1	0
Providence	2	1-1	0-0	0-0	0	0	1	0	0	1	2
at WVU					DNP						
Seton Hall					DNP						
Notre Dame	3	0-1	0-0	0-0	0	0	0	0	0	0	0
at Louisville											
at Connecticut											
DePaul											
USF											
at Cincinnati											
Louisville											
at Notre Dame											
at Seton Hall											
Pittsburgh											
at St. John's											
Rutgers											
at Villanova											
Georgetown											
Florida Gulf Coast											
at Syracuse											
BIG EAST Tourney											

Season & Career Highs

Points

Season 3, vs. IPFW (12/17)

Career 3, vs. IPFW (12/17/07)

Rebounds

Season 3, vs. Oklahoma St. (11/20)

Career 3, vs. Oklahoma St. (11/20/07)

Assists

Season --

Career --

Steals

Season --

Career --

Blocked Shots

Season 2, vs. Coppin St. (12/21)

Career 2, vs. Coppin St. (12/21/07)

Field Goals

Season 1, Three Times

Career 1, Three Times

Field Goal Attempts

Season 1, Four Times

Career 1, Four Times

Free Throws

Season 1, vs. IPFW (12/17)

Career 1, vs. IPFW (12/17/07)

Free Throw Attempts

Season 1, Twice

Career 1, Twice

3-Point Field Goals

Season --

Career --

3-Point Field Goal Attempts

Season --

Career --

Hazel's Career Stats


Year	GP	GS	Min	Avg	FG-FGA	Pct	3FG-FGA	Pct	FT-FTA	Pct	Off	Def	Tot	Avg	PF	FO	Ast	TO	Blk	Stl	Pts	Avg
2007-08	8	0	37	4.6	3-4	75.0	0-0	00.0	1-2	50.0	0	10	10	1.3	4	0	0	1	3	0	7	0.9

Marquette Men's Basketball Game Notes

Page 27

ALL FOR ONE. ONE FOR ALL.

5



dan | FITZGERALD

Senior | Forward | 6-9 | 220 | St. Paul, Minn. | St. Thomas HS/Tulane

2007-08: Scored six points and had two rebounds, one assist and one steal in 19 minutes vs. IUPUI (11/10) in season opener ... Recorded a season-high five rebounds and tallied two points and two assists in 18 minutes vs. Utah Valley (11/12) ... Came off bench and saw 15 minutes of action in first game of Maui Invitational vs. Chaminade (11/19) ... Tallied 10 points and went 3-of-4 from beyond 3-point arc vs. Oklahoma State (11/20) ... Connected on a pair of 3-pointers in as many attempts to lead all bench players in scoring with six points vs. Duke (11/21), along with teammate David Cubillan ... Shooting 83.3 percent (5-of-6) from beyond the arc in his last three games played ... Missed five games due to a wrist injury ... Led all reserves with a season-high 11 points, including 3-of-5 shooting from beyond the arc, and

tallied four rebounds and matched a career-high with four steals in first game back vs. Savannah State (12/29) ... Scored three points in 13 minutes vs. Providence (1/3) in BIG EAST opener ... Tallied a season-high 12 points and 3-pointers vs. Seton Hall (1/8), including a 3-pointer with nine seconds remaining to help seal the win ...

2007-08 Statistics

	min	fg-a	3fg-a	ft-a	reb	ast	to	bk	st	pf	pts
IUPUI*	19	2-5	2-5	0-0	2	1	1	0	1	2	6
Utah Valley*	18	1-4	1-4	2-2	5	2	0	0	0	0	5
at Chaminade	15	0-0	0-0	0-0	1	0	1	0	0	3	0
vs. Okla. St.	10	3-4	3-4	1-2	3	0	0	0	1	2	10
vs. 10/13 Duke	15	2-2	2-2	0-0	0	0	0	0	0	4	6
UWM						DNP					
at RV/23 Wisconsin						DNP					
Sacramento St.						DNP					
IPFW						DNP					
Coppin St.						DNP					
Savannah St.	16	3-5	3-5	2-2	4	1	1	0	4	1	11
Providence	13	1-4	1-4	0-0	1	0	0	0	1	3	3
at WVU	16	1-3	0-0	0-0	1	0	0	0	0	2	2
Seton Hall	18	4-9	4-9	0-0	0	0	1	0	1	2	12
Notre Dame	15	0-1	0-1	0-0	2	1	0	0	1	1	0
at Louisville											
at Connecticut											
DePaul											
USF											
at Cincinnati											
Louisville											
at Notre Dame											
at Seton Hall											
Pittsburgh											
at St. John's											
Rutgers											
at Villanova											
Georgetown											
Florida Gulf Coast											
at Syracuse											
BIG EAST Tourney											

Season & Career Highs

Points

Season 12, vs. Seton Hall (1/8)

Career 20, Twice

Rebounds

Season 5, vs. Utah Valley (11/12)

Career 8, vs. Rice (11/18/05)

Assists

Season 2, vs. Utah Valley (11/12)

Career 8, vs. Rice (11/18/05)

Steals

Season 4, vs. Savannah St. (12/29)

Career 4, Twice

Blocked Shots

Season -

Career 2, vs. Pittsburgh (1/28/06)

Field Goals

Season 4, vs. Seton Hall (1/8)

Career 6, Three Times

Field Goal Attempts

Season 9, vs. Seton Hall (1/8)

Career 10, Twice

Free Throws

Season 2, Twice

Career 5, vs. Oral Roberts (11/25/05)

Free Throw Attempts

Season 2, Three Times

Career 6, vs. Oral Roberts (11/25/05)

3-Point Field Goals

Season 4, vs. Seton Hall (1/8)

Career 6, vs. DePaul (1/25/06)

3-Point Field Goal Attempts

Season 9, vs. Seton Hall (1/8)

Career 10, Twice

Fitzgerald's Career Stats

Year	GP	GS	Min	Avg	FG-FGA	Pct	3FG-FGA	Pct	FT-FTA	Pct	Off	Def	Tot	Avg	PF	FO	Ast	TO	Blk	Stl	Pts	Avg
2005-06	31	2	617	19.9	56-117	47.9	30-74	40.5	21-29	72.4	24	51	75	2.4	78	4	51	57	6	20	163	5.3
2006-07	34	11	738	21.7	84-174	48.3	52-123	42.3	32-42	76.2	46	86	132	3.9	98	6	24	35	4	15	252	7.4
2007-08	10	2	155	15.5	17-37	45.9	16-34	47.1	5-6	83.3	7	12	19	1.9	20	0	5	4	0	9	55	5.5
TOTAL	75	15	1,510	20.1	157-328	47.9	98-231	42.4	58-77	75.3	77	149	226	3.0	196	10	70	96	10	44	470	6.3

Marquette Men's Basketball Game Notes

Page 28



10



david|CUBILLAN

Sophomore | Guard | 6-0 | 175 | Maracaibo, Venezuela | St. Benedict's Prep

2007-08: Played 23 minutes and scored nine points off the bench in season opener vs. IUPUI (11/10) ... Combined with Lazar Hayward to score all of MU's 23 bench points vs. Utah Valley (11/12), with 12 points on 4-of-8 shooting and a pair of 3-pointers ... Tied career-high with three steals and scored 11 points, all in the first half, in 24 minutes vs. Chaminade (11/19) ... Contributed 10 points on 4-of-5 shooting from field, including 2-of-2 from perimeter vs. Oklahoma State (11/20) ... Shot 2-for-4 from perimeter and contributed six points, two assists and one steal vs. Duke (11/21) ... Matched a season-high with 12 points on 5-of-9 shooting from field and dished out a career-high six assists in addition to four rebounds in season-high 26 minutes vs. UW-Milwaukee (11/30) ... Held to three points on just 1-of-5 shooting vs. Wisconsin ... Scored five points and

recorded three assists, two steals, and first block of the season vs. Sacramento State (12/15) ... Shot 4-of-9 from the field, including 3-of-8 from the perimeter, matching a career-high for attempts and establishing a career-high for 3-pointers made while scoring 11 points vs. IPFW (12/17) ... Did not play vs. Coppin St. (12/21) due to injury (ankle) ... Scored five points in 14 minutes vs. Savannah State (12/29) ... Picked up two steals in BIG EAST opener vs. Providence (1/3) ... Scored five points, including a 3-pointer in the first half to give MU its first lead of the game, 28-27, in a loss at West Virginia (1/6) ... Scored in double figures for the first time since returning from a wrist injury with 11 points to lead all reserves vs. Notre Dame (1/12), including three 3-pointers to match a season-high ...

Season & Career Highs

Points

Season 12, Twice
Career 20, vs. Pittsburgh (3/3/07)

Rebounds

Season 4, vs. UWM (11/30)
Career 5, Twice

Assists

Season 6, vs. UWM (11/30)
Career 6, vs. UWM (11/30/07)

Steals

Season 3, vs. Chaminade (11/19)
Career 3, Twice

Blocked Shots

Season 1, vs. Sacramento St. (12/15)
Career 2, vs. Hillsdale (11/10/06)

Field Goals

Season 5, vs. UWM (11/30)
Career 5, Twice

Field Goal Attempts

Season 9, Three Times
Career 9, Three Times

Free Throws

Season 3, Twice
Career 8, vs. Pittsburgh (3/3/07)

Free Throw Attempts

Season 5, vs. Sacramento St. (12/15)
Career 8, vs. Pittsburgh (3/3/07)

3-Point Field Goals

Season 3, Twice
Career 4, Twice

3-Point Field Goal Attempts

Season 8, Twice
Career 8, Three Times

2007-08 Statistics

	min	fg-a	3fg-a	ft-a	reb	ast	to	bk	st	pf	pts
IUPUI	23	3-9	2-8	1-1	1	3	1	0	2	9	
Utah Valley	19	4-8	2-6	2-2	1	2	0	0	2	12	
at Chaminade	24	3-8	2-6	3-3	1	2	1	0	3	11	
vs. Okla. St.	23	4-5	2-2	0-0	2	1	2	0	0	10	
vs. 10/13 Duke	21	2-4	2-4	0-0	1	2	0	0	1	6	
UWM	26	5-9	2-6	0-0	4	6	1	0	0	12	
at RV/23 Wisconsin	20	1-5	1-4	0-0	1	2	0	0	0	3	
Sacramento St.	23	1-4	0-2	3-5	2	3	1	1	2	5	
IPFW	18	4-9	3-8	0-0	3	1	3	0	0	11	
Coppin St.						DNP					
Savannah St.	14	2-4	1-2	0-0	1	2	1	0	0	5	
Providence	22	1-4	0-3	0-0	1	1	0	0	2	1	2
at WVU	20	2-6	1-4	0-0	2	2	2	0	0	4	5
Seton Hall	10	1-4	1-4	0-0	0	0	0	0	0	1	3
Notre Dame	15	4-7	3-5	0-0	2	2	1	0	1	0	11
at Louisville											
at Connecticut											
DePaul											
USF											
at Cincinnati											
Louisville											
at Notre Dame											
at Seton Hall											
Pittsburgh											
at St. John's											
Rutgers											
at Villanova											
Georgetown											
Florida Gulf Coast											
at Syracuse											
BIG EAST Tourney											

Cubillan's Career Stats

Year	GP	GS	Min	Avg	FG-FGA	Pct	3FG-FGA	Pct	FT-FTA	Pct	Off	Def	Tot	Avg	PF	FO	Ast	TO	Blk	Stl	Pts	Avg
2006-07	34	1	721	21.2	55-145	37.9	48-113	42.5	29-38	76.3	11	53	64	1.9	48	0	55	25	3	22	187	5.5
2007-08	14	0	278	19.9	37-86	43.0	22-64	34.4	9-11	81.8	9	13	22	1.6	14	0	29	13	1	11	105	7.5
TOTAL	48	1	999	20.8	92-231	39.8	70-177	39.5	38-49	77.6	20	66	86	1.8	62	0	84	38	4	43	292	6.1

Marquette Men's Basketball Game Notes



12



dwight|BURKE

Junior | Forward | 6-8 | 250 | Brooklyn, N.Y. | St. Benedict's Prep

2007-08: Earned first-career start in season opening win vs. IUPUI (11/10) and contributed two points in 16 minutes ... Scored career-high 12 points, including 10 in the first half, and tallied eight rebounds while shooting 5-of-6 from the field vs. Utah Valley (11/12) ... Shot 2-of-3 with four points and four rebounds in 12 minutes vs. Chaminade (11/19) ... Established a career-high with three steals and recorded one blocked shot in 18 minutes vs. Oklahoma State (11/20) ... Played 11 minutes vs. Duke (11/21) and scored two points with two rebounds ... Contributed seven points, netting all three of his field goal attempts, and grabbed three rebounds vs. UW-Milwaukee (11/30/07) ... Shot 4-of-5 from the field and 4-for-5 from the charity stripe to match career-highs with 12 points and two blocks, including a career-high nine rebounds vs. Wisconsin (12/8) ... Tied a career mark

with three steals while posting five points, five rebounds and one block vs. Sacramento State (12/15) ... Tallied two points and two rebounds in 12 minutes vs. IPFW (12/17) ... Played eight minutes vs. Coppin St. (12/21), collecting two rebounds, a blocked shot and a pair of free throws ... Recorded five rebounds, including two offensive boards vs. Savannah State (12/29) ... Recorded one block and a pair of rebounds vs. Providence (1/3) ... Grabbed three rebounds and recorded one assist vs. West Virginia (1/6) ... Matched a career-high with two assists and grabbed four rebounds, all on the offensive glass vs. Notre Dame (1/12) ...

Season & Career Highs

Points	
Season	12, Twice
Career	12, Twice

Rebounds	
Season	9, vs. Wisconsin (12/8)
Career	9, vs. Wisconsin (12/8/07)

Assists	
Season	2, vs. Notre Dame (1/12)
Career	2, Twice

Steals	
Season	3, Twice
Career	3, Twice

Blocked Shots	
Season	2, vs. Wisconsin (12/8)
Career	2, Four Times

Field Goals	
Season	5, vs. Utah Valley (11/12)
Career	5, vs. Utah Valley (11/12/07)

Field Goal Attempts	
Season	6, vs. Utah Valley (11/12)
Career	6, vs. Utah Valley (11/12/07)

Free Throws	
Season	4, vs. Wisconsin (12/8)
Career	4, vs. Wisconsin (12/8/07)

Free Throw Attempts	
Season	5, vs. Wisconsin (12/8)
Career	5, vs. Wisconsin (12/8/07)

3-Point Field Goals	
Season	--
Career	--

3-Point Field Goal Attempts	
Season	--
Career	--

2007-08 Statistics

	min	fg-a	3fg-a	ft-a	reb	ast	to	bk	st	pf	pts
IUPUI*	16	1-2	0-0	0-0	2	0	0	0	0	2	2
Utah Valley*	24	5-6	0-0	2-2	8	0	1	0	0	3	12
at Chaminade*	12	2-3	0-0	0-0	4	0	1	0	0	3	4
vs. Okla. St.*	18	0-1	0-0	1-2	1	0	3	1	3	3	1
vs. 13/10 Duke*	11	1-3	0-0	0-1	2	0	0	0	0	2	2
UWM*	18	3-3	0-0	1-4	3	1	1	1	0	1	7
at RV/23 Wisconsin*	17	4-5	0-0	4-5	9	0	1	2	0	1	12
Sacramento St.*	15	2-2	0-0	1-4	5	0	1	1	3	3	5
IPFW*	12	1-1	0-0	0-0	2	0	1	0	0	4	2
Coppin St.	8	0-1	0-0	2-2	2	0	0	1	0	0	2
Savannah St.	12	1-2	0-0	0-0	5	0	1	0	0	3	2
Providence*	13	1-2	0-0	0-0	2	0	0	1	0	4	2
at WVU*	14	1-1	0-0	1-1	3	1	0	0	0	3	3
Seton Hall*	16	0-0	0-0	1-3	4	0	0	1	1	1	1
Notre Dame*	14	0-4	0-0	0-0	4	2	1	0	1	4	0
at Louisville											
at Connecticut											
DePaul											
USF											
at Cincinnati											
Louisville											
at Notre Dame											
at Seton Hall											
Pittsburgh											
at St. John's											
Rutgers											
at Villanova											
Georgetown											
Florida Gulf Coast											
at Syracuse											
BIG EAST Tourney											

Burke's Career Stats

Year	GP	GS	Min	Avg	FG-FGA	Pct	3FG-FGA	Pct	FT-FTA	Pct	Off	Def	Tot	Avg	PF	FO	Ast	TO	Blk	Stl	Pts	Avg
2005-06	20	0	105	5.3	5-12	41.7	0-0	0.0	6-9	66.7	5	10	15	0.8	24	0	1	9	3	1	16	0.8
2006-07	34	0	303	8.9	10-31	32.3	0-0	0.0	8-30	26.7	28	34	62	1.8	51	0	3	16	14	5	28	0.8
2007-08	15	13	220	14.7	22-36	61.1	0-0	0.0	13-24	54.2	29	27	56	3.7	37	0	4	11	8	8	57	3.8
TOTAL	69	13	628	9.1	37-79	46.8	0-0	0.0	27-61	44.3	62	71	133	1.9	112	0	8	36	25	14	101	1.5

Marquette Men's Basketball Game Notes

Page 30



21



Lawrence BLACKLEDGE

Senior | Forward | 6-8 | 185 | Carbondale, Ill. | Carbondale HS/SW Illinois Col.

2007-08: Did not play in season opener vs. IUPUI (11/10) ... Played six minutes and recorded one steal in addition to one rebound vs. Utah Valley (11/12) ... Saw two minutes of action against Chaminade (11/19) ... Picked up one defensive rebound and recorded one block in four minutes vs. Oklahoma State ... Played a total of three minutes in the second half vs. UW-Milwaukee (11/30) ... Recorded one offensive rebound and attempted first field goal of the season in four minutes of action vs. Wisconsin (12/8) ... Posted one blocked shot and one defensive rebound in five minutes vs. Sacramento State (12/15) ... Played 10 minutes vs. IPFW (12/17) and collected four rebounds, two assists and one block ... Grabbed four rebounds and tied a career mark with two assists in 10 minutes vs. IPFW (12/17) ... Made first career start vs. Coppin St. (12/21) and

scored four points with a career-high five rebounds and matched a career-high with two blocked shots ... Matched a season-high with five rebounds vs. Savannah State (12/29) ... Tallied a season-high seven points on 3-of-5 shooting, including three rebounds in just four minutes vs. Providence (1/3) ... Registered one block in five minutes vs. West Virginia (1/6) ... Shot a perfect 3-of-3 from the field and finished with six points and two blocked shots vs. Notre Dame (1/12) ...

2007-08 Statistics

	min	fg-a	3fg-a	ft-a	reb	ast	to	bk	st	pf	pts
IUPUI											DNP
Utah Valley	6	0-0	0-0	0-0	1	0	0	0	1	1	0
at Chaminade	2	0-0	0-0	0-0	0	0	0	0	0	0	0
vs. Okla. St.	4	0-0	0-0	0-0	1	0	0	1	0	0	0
vs. 13/10 Duke											DNP
UWM	3	0-0	0-0	0-0	0	0	0	0	0	1	0
at RV/23 Wisconsin	4	0-1	0-0	0-0	1	0	0	1	0	1	0
Sacramento St.	5	0-0	0-0	0-0	1	0	1	1	0	1	0
IPFW	10	0-0	0-0	0-0	4	2	0	1	0	2	0
Coppin St.*	18	2-3	0-0	0-0	5	0	1	2	0	1	4
Savannah St.	13	1-2	0-0	0-0	5	1	2	1	0	1	2
Providence	4	3-5	0-0	1-1	3	0	0	0	0	2	7
at WVU	5	0-1	0-0	0-0	0	0	0	1	0	0	0
Seton Hall											DNP
Notre Dame	14	3-3	0-0	0-0	1	0	0	2	0	4	6
at Louisville											
at Connecticut											
DePaul											
USF											
at Cincinnati											
Louisville											
at Notre Dame											
at Seton Hall											
Pittsburgh											
at St. John's											
Rutgers											
at Villanova											
Georgetown											
Florida Gulf Coast											
at Syracuse											
BIG EAST Tourney											

Season & Career Highs

Points

Season	7, vs. Providence (1/3)
Career	8, vs. Eastern Mich. (11/18/06)

Rebounds

Season	5, Twice
Career	7, vs. Eastern Mich. (11/18/06)

Assists

Season	2, vs. IPFW (12/17)
Career	2, Three Times

Steals

Season	1, vs. Utah Valley (11/12)
Career	2, Twice

Blocked Shots

Season	2, Twice
Career	2, Three Times

Field Goals

Season	3, Twice
Career	4, vs. Eastern Mich. (11/18/06)

Field Goal Attempts

Season	5, vs. Providence (1/3)
Career	8, vs. Eastern Mich. (11/18/06)

Free Throws

Season	1, vs. Providence (1/3)
Career	2, vs. Oakland (12/19/06)

Free Throw Attempts

Season	1, vs. Providence (1/3)
Career	4, vs. Hillsdale (11/10/06)

3-Point Field Goals

Season	--
Career	--

3-Point Field Goal Attempts

Season	--
Career	2, vs. Morgan St. (12/22/06)

Blackledge's Career Stats

Year	GP	GS	Min	Avg	FG-FGA	Pct	3FG-FGA	Pct	FT-FTA	Pct	Off	Def	Tot	Avg	PF	FO	Ast	TO	Blk	Stl	Pts	Avg
2006-07	19	0	122	6.4	14-31	45.2	0-2	00.0	5-11	45.5	14	13	27	1.4	9	0	9	9	7	5	33	1.7
2007-08	12	1	88	7.3	9-15	60.0	0-0	00.0	1-1	1.000	8	14	22	1.8	14	0	3	4	10	1	19	1.6
TOTAL	31	1	210	6.8	23-46	50.0	0-2	00.0	6-12	50.0	22	27	49	1.6	23	0	12	13	17	6	52	1.7

Marquette Men's Basketball Game Notes



22



jere|MCNEAL

Junior | Guard | 6-3 | 200 | Chicago, Ill. | Hillcrest HS

2007-08: Led all scorers with 20 points on 8-of-11 shooting from field and tallied four rebounds and three steals in season opener vs. IUPUI (11/10) ... Scored seven points and recorded two steals in addition to a season-high nine rebounds, including six on the offensive glass, vs. Utah Valley (11/12) ... Registered a career-high 10 field goals in 14 attempts to score a season-high 22 points vs. Chaminade (11/19) ... Poured in 20, including 7-of-14 shooting from the field, five rebounds and three assists vs. Oklahoma State (11/20) ... Scored 11 points and posted a season-high four assists vs. Duke (11/21) ... Named to Maui Invitational All-Tournament team ... Earned BIG EAST Honor Roll recognition on Nov. 26 ... His 10 assists tied a career-high vs. UW-Milwaukee (11/30), in addition to scor-

ing 16 points with five rebounds and three steals ... Garnered a season-high five steals while scoring 14 points on a 7-of-17 shooting from the field vs. Wisconsin (12/8) ... His total of three 20-point games this season leads MU ... Registered four assists and two steals to go along with a team-high 13 points on 3-of-6 shooting from the field and 6-of-8 shooting from the foul line vs. Sacramento State (12/15) ... Scored seven points and grabbed seven rebounds, all on the defensive glass, to go along with two steals vs. IPFW (12/17) ... Shot 3-of-4 from beyond the arc and 7-of-8 from foul line vs. Coppin St. (12/21) and tied game-highs with 18 points and six rebounds, including six assists and three steals ... Tallied nine points, five rebounds and three steals vs. Savannah State (12/29) ... Posted nine assists and three steals, both team highs, vs. Providence (1/3) ... Tallied 10 points and two steals before fouling out vs. West Virginia (1/6) ... Netted 14 points and seven rebounds, both team highs, and matched a career-high with three blocks vs. Seton Hall (1/8) ... Recorded 14 of his team-high 18 points in second half vs. Notre Dame (1/12) ...

Season & Career Highs

Points	
Season	22, vs. Chaminade (11/19)
Career	25, vs. Morgan St. (12/22/06)
Rebounds	
Season	9, vs. Utah Valley (11/12)
Career	12, Twice
Assists	
Season	10, vs. UWM (11/30)
Career	10, Twice
Steals	
Season	5, vs. Wisconsin (12/8)
Career	7, N. Dakota St. (12/2/06)
Blocked Shots	
Season	3, vs. Seton Hall (1/8)
Career	3, Twice
Field Goals	
Season	10, vs. Chaminade (11/19)
Career	10, vs. Chaminade (11/19/07)
Field Goal Attempts	
Season	17, Twice
Career	22, Twice
Free Throws	
Season	7, vs. Coppin St. (12/21)
Career	9, vs. Connecticut (1/10/07)
Free Throw Attempts	
Season	8, Three Times
Career	13, vs. Connecticut (1/10/07)
3-Point Field Goals	
Season	3, vs. Coppin St. (12/21)
Career	3, Three Times
3-Point Field Goal Attempts	
Season	5, vs. Notre Dame (1/12)
Career	7, Twice

2007-08 Statistics

	min	fg-a	3fg-a	ft-a	reb	ast	to	bk	st	pf	pts
IUPUI*	33	8-11	1-2	3-4	4	2	4	0	3	2	20
Utah Valley*	26	3-14	0-1	1-4	9	2	3	1	2	3	7
at Chaminade*	27	10-14	0-2	2-4	3	0	2	0	2	3	22
vs. Okla. St.*	24	7-14	1-2	5-8	5	3	0	0	1	3	20
vs. 13/10 Duke*	30	4-7	0-2	3-4	3	4	3	0	1	4	11
UWM*	33	6-12	2-4	2-3	5	10	2	0	3	3	16
at RV/23 Wisconsin*	34	7-17	0-2	0-0	5	3	3	0	5	4	14
Sacramento St.*	30	3-6	1-3	6-8	4	4	5	0	2	3	13
IPFW*	27	3-7	0-2	1-5	7	2	3	0	2	2	7
Coppin St.*	26	4-5	3-4	7-8	6	6	3	0	3	3	18
Savannah St.*	24	3-7	0-2	3-3	5	2	3	0	3	3	9
Providence*	28	2-5	0-2	0-0	2	9	3	0	3	4	4
at WVU*	30	4-8	0-2	2-2	3	3	3	0	2	5	10
Seton Hall*	34	6-17	1-3	1-2	7	5	6	3	2	2	14
Notre Dame*	29	7-15	2-5	2-2	4	3	1	1	2	1	18
at Louisville											
at Connecticut											
DePaul											
USF											
at Cincinnati											
Louisville											
at Notre Dame											
at Seton Hall											
Pittsburgh											
at St. John's											
Rutgers											
at Villanova											
Georgetown											
Florida Gulf Coast											
at Syracuse											
BIG EAST Tourney											

McNeal's Career Stats

Year	GP	GS	Min	Avg	FG-FGA	Pct	3FG-FGA	Pct	FT-FTA	Pct	Off	Def	Tot	Avg	PF	FO	Ast	TO	Blk	Stl	Pts	Avg
2005-06	31	31	853	27.5	138-312	44.2	13-46	28.3	54-72	75.0	40	100	140	4.5	77	2	85	117	14	64	343	11.1
2006-07	29	29	876	30.2	154-369	41.7	30-96	31.3	88-129	68.2	50	88	138	4.8	102	6	109	118	16	76	426	14.7
2007-08	15	15	435	29.0	77-159	48.4	11-38	28.9	38-57	66.7	27	45	72	4.8	44	1	58	44	5	36	203	13.5
TOTAL	75	75	2,164	28.9	369-840	43.9	54-180	30.0	180-258	69.8	117	233	350	4.7	223	9	252	279	35	176	972	13.0



23



wesley MATTHEWS

Junior | Guard | 6-5 | 215 | Madison, Wis. | Madison Memorial HS

2007-08: Contributed 10 points on 4-of-6 shooting, including four rebounds in season opener vs. IUPUI (11/10) ... Tallied six points with season-high seven rebounds and three assists vs. Utah Valley (11/12) ... Played 31 minutes and went 4-of-6 from free throw line with six points against Chaminade (11/19) ... Registered a season-high 13 points on 4-of-6 shooting from the field and was perfect (5-of-5) from charity stripe vs. Oklahoma State (11/20) ... Played a season-high 34 minutes and added 12 points on 4-for-9 shooting, including 3-of-3 from charity stripe, to go along with season-high two steals vs. Duke (11/21) ... Contributed nine points, four rebounds and a block vs. UW-Milwaukee (11/30) ... Had six points, five rebounds, one steal and a block vs. Wisconsin (12/8) ... Shot 5-of-9 from the field and finished with 12

points, three rebounds and a season-high four assists vs. Sacramento State (12/15) ... Tallied 15 points and a season-high nine rebounds vs. IPFW (12/17) ... Scored 13 points and netted all five free throw attempts while matching season-highs with four assists, two steals and a block vs. Coppin St. (12/21) ... Recorded seven points, five rebounds and a season-high three steals vs. Savannah State (12/29) ... Scored 12 of his season-high 16 points in the second half and went 8-of-8 from the foul line vs. Providence (1/3) ... Matched Lazar Hayward with a team-high 13 points, including a season-high two 3-pointers on a career-high five attempts, vs. West Virginia (1/6) ... Posted 15 points and three steals vs. Notre Dame (1/12) ...

Season & Career Highs

Points	
Season	16, vs. Providence (1/3)
Career	22, Twice
Rebounds	
Season	9, vs. IPFW (12/17)
Career	13, vs. Lewis (12/28/05)
Assists	
Season	4, Twice
Career	6, Three Times
Steals	
Season	3, Twice
Career	6, S. Dakota St. (12/3/05)
Blocked Shots	
Season	1, Six Times
Career	2, vs. Savannah St. (12/30/06)
Field Goals	
Season	5, Twice
Career	7, Six Times
Field Goal Attempts	
Season	14, vs. IPFW (12/17)
Career	18, Twice
Free Throws	
Season	8, vs. Providence (1/3)
Career	12, vs. Villanova (2/19/07)
Free Throw Attempts	
Season	8, Twice
Career	12, Twice
3-Point Field Goals	
Season	2, vs. West Virginia (1/6)
Career	3, Three Times
3-Point Field Goal Attempts	
Season	5, vs. West Virginia (1/6)
Career	5, vs. West Virginia (1/6/08)

2007-08 Statistics

	min	fg-a	3fg-a	ft-a	reb	ast	to	bk	st	pf	pts
IUPUI*	28	4-6	1-3	1-2	4	1	4	0	1	1	10
Utah Valley*	29	3-6	0-2	0-0	7	3	2	0	0	3	6
at Chaminade*	31	1-6	0-1	4-6	3	0	3	0	1	4	6
vs. Okla. St.*	25	4-6	0-0	5-5	4	0	3	0	1	4	13
vs. 13/10 Duke*	34	4-9	1-2	3-3	3	2	2	1	2	3	12
UWM*	22	3-10	1-4	2-4	4	1	0	1	0	3	9
at RV/23 Wisconsin*	33	2-6	0-1	2-2	5	0	4	1	1	2	6
Sacramento St.*	31	5-9	0-1	2-4	3	4	2	0	0	0	12
IPFW*	26	5-14	0-0	5-7	9	1	0	1	0	4	15
Coppin St.*	29	4-9	0-2	5-5	3	4	1	1	2	2	13
Savannah St.*	28	3-5	0-0	1-6	5	2	4	0	3	2	7
Providence*	24	4-7	0-2	8-8	5	2	2	0	1	2	16
at WVU*	30	4-8	0-2	2-2	3	3	3	0	2	5	10
Seton Hall*	21	2-7	0-2	0-0	4	2	1	1	0	1	4
Notre Dame*	31	4-9	1-1	6-8	4	3	1	1	3	1	15
at Louisville											
at Connecticut											
DePaul											
USF											
at Cincinnati											
Louisville											
at Notre Dame											
at Seton Hall											
Pittsburgh											
at St. John's											
Rutgers											
at Villanova											
Georgetown											
Florida Gulf Coast											
at Syracuse											
BIG EAST Tourney											

Matthews' Career Stats


Year	GP	GS	Min	Avg	FG-FGA	Pct	3FG-FGA	Pct	FT-FTA	Pct	Off	Def	Tot	Avg	PF	FO	Ast	TO	Blk	Stl	Pts	Avg
2005-06	23	13	573	24.9	65-163	39.9	14-32	43.8	63-80	78.8	34	59	93	4.0	51	0	51	52	5	29	207	9.0
2006-07	34	34	1,062	31.2	133-304	43.8	23-80	28.8	141-183	77.0	64	115	179	5.3	84	4	75	84	5	49	430	12.6
2007-08	15	15	420	28.0	52-117	44.4	6-26	23.1	47-64	73.4	22	43	65	4.3	35	0	25	33	7	15	157	10.5
TOTAL	72	62	2,029	28.2	250-584	42.8	43-138	31.2	251-327	76.8	120	217	337	4.7	170	4	151	169	17	93	794	11.0

Marquette Men's Basketball Game Notes

Page 33

ALL FOR ONE. ONE FOR ALL.

32



Lazar HAYWARD

Sophomore | Forward | 6-6 | 225 | Buffalo, N.Y. | Notre Dame Prep

2007-08: Led all reserves with 11 points in 16 minutes on 4-of-5 shooting from the field in season opener vs. IUPUI (11/10) ... Combined with David Cubillan to score all 23 of MU's bench points by adding 11 points on 5-of-7 shooting in addition to five rebounds vs. Utah Valley (11/12) ... In first start of the season, scored 15 points and had eight rebounds vs. Chaminade (11/19) ... Tied a career-high with four steals and two blocks to set a career mark against Oklahoma State (11/20), in addition to seven points and four rebounds ... Tallied 14 points, while shooting 71.4 percent (5-of-7) from the field vs. Duke (11/21) ... Averaged 12.0 points and 5.0 rebounds per game in three games played at the Maui Invitational ... Netted 19 points and had 11 rebounds, both career-highs, in producing his first-career double-double and the first double-double for an

MU player this season vs. UW-Milwaukee (11/30) ... Tallied 11 points and six rebounds vs. Wisconsin (12/8) ... Scored 12 points while shooting 5-of-7 from the field and grabbed a team-high seven rebounds vs. Sacramento State (12/15) ... Garnered 14 points and eight rebounds in addition to a season-high two assists vs. IPFW (12/17) ... Finished with five rebounds and 17 points on 7-of-10 shooting from the floor vs. Coppin St. (12/21) ... Tallied 12 points, two blocks and three steals and posted a game-high eight rebounds vs. Savannah State (12/29) ... Drained a career-high three 3-pointers and shot 4-of-4 from the foul line to finish with 17 points, including six rebounds and two steals vs. Providence (1/3) ... Matched Wesley Matthews with a team-high 13 points and matched a career-best with three 3-pointers before fouling out vs. West Virginia (1/6) ... Has converted on his last 17 free throw attempts, a streak that spans the last six games ... Tallied second career double-double with 17-points, 11-rebound effort vs. Notre Dame (1/12) and matched a career-high with four steals ...

Season & Career Highs

Points

Season 19, vs. UWM (11/30)
 Career 19, vs. UWM (11/30/07)

Rebounds

Season 11, Twice
 Career 11, Twice

Assists

Season 2, vs. IPFW (12/17)
 Career 3, vs. Louisville (2/17/07)

Steals

Season 4, Twice
 Career 4, Three Times

Blocked Shots

Season 2, Twice
 Career 2, Twice

Field Goals

Season 8, vs. UWM (11/30)
 Career 8, vs. UWM (11/30/07)

Field Goal Attempts

Season 13, vs. UWM (11/30)
 Career 13, Twice

Free Throws

Season 4, Four Times
 Career 8, vs. Providence (1/4/07)

Free Throw Attempts

Season 6, vs. IPFW (12/17)
 Career 8, Twice

3-Point Field Goals

Season 3, Twice
 Career 3, Twice

3-Point Field Goal Attempts

Season 6, vs. West Virginia (1/6)
 Career 6, vs. West Virginia (1/6/08)

2007-08 Statistics

	min	fg-a	3fg-a	ft-a	reb	ast	to	bk	st	pf	pts
IUPUI	16	4-5	0-1	3-3	4	1	0	0	0	2	11
Utah Valley	24	5-7	0-1	1-2	5	1	1	1	0	0	11
at Chaminade*	33	6-11	0-1	3-4	8	1	1	1	1	2	15
vs. Okla. St.*	30	2-8	0-1	3-3	4	1	4	2	4	2	7
vs. 13/10 Duke*	20	5-7	1-1	3-4	3	0	2	0	0	4	14
UWM*	29	8-13	2-3	1-2	11	1	0	1	1	3	19
at RV/23 Wisconsin*	22	4-7	0-1	3-4	6	0	0	0	1	4	11
Sacramento St.*	26	5-7	1-2	1-2	7	1	2	0	1	0	12
IPFW*	27	5-8	0-1	4-6	8	2	1	1	0	2	14
Coppin St.*	30	7-10	1-2	2-2	5	0	0	1	1	3	17
Savannah St.*	19	4-10	0-0	4-4	8	0	3	2	2	1	12
Providence*	26	5-10	3-4	4-4	6	1	4	0	2	3	17
at WVU*	17	3-8	3-6	4-4	4	0	2	0	2	5	13
Seton Hall*	21	2-6	1-2	2-2	6	0	1	1	0	1	7
Notre Dame*	28	6-11	2-3	3-4	11	0	3	0	4	2	17
at Louisville											
at Connecticut											
DePaul											
USF											
at Cincinnati											
Louisville											
at Notre Dame											
at Seton Hall											
Pittsburgh											
at St. John's											
Rutgers											
at Villanova											
Georgetown											
Florida Gulf Coast											
at Syracuse											
BIG EAST Tourney											

Hayward's Career Stats

Year	GP	GS	Min	Avg	FG-FGA	Pct	3FG-FGA	Pct	FT-FTA	Pct	Off	Def	Tot	Avg	PF	FO	Ast	TO	Blk	Stl	Pts	Avg
2006-07	34	16	553	16.3	83-194	42.8	10-48	20.8	48-72	66.7	61	63	124	3.6	73	1	10	35	3	20	224	6.6
2007-08	15	13	368	24.5	71-128	55.5	14-29	48.3	41-50	82.0	25	71	96	6.4	34	1	9	24	10	19	197	13.1
TOTAL	49	29	911	18.6	154-320	48.1	24-77	31.2	89-122	73.0	86	134	220	4.5	107	2	19	59	13	39	421	8.6

Marquette Men's Basketball Game Notes



41



ousmane | BARRO

Senior | Forward | 6-10 | 235 | Dakar, Senagal | Chicago Julian HS

2007-08: Posted a game-high two blocks, led MU with seven rebounds, while two assists tied a career-high in season opener vs. IUPUI (11/10) ... Played 14 minutes vs. Utah Valley (11/12) ... Registered a career-high four steals vs. Chaminade (11/19), including five points and nine rebounds ... Had a season-high 10 rebounds and notched five points and two assists in just 18 minutes vs. Oklahoma State (11/20) ... Scored five points and recorded five rebounds and two blocks vs. Duke (11/21) ... Averaged 8.0 rebounds and 1.7 blocks per game in three games at Maui Invitational ... Shot 2-of-3 from the field and went 2-of-2 from the free throw line, totaling six points vs. UW-Milwaukee (11/30) ... Scored a season-high nine points on 3-of-5 shooting

from the field and grabbed four boards in 21 minutes vs. Wisconsin (12/8) ... Played in 100th career game vs. Sacramento State (12/15) and led all reserves with a season-high 12 points on 5-of-6 shooting from the field, in addition to tallying six rebounds, two blocks, and a steal ... Added four points and two rebounds vs. IPFW (12/17) ... Finished with five points, six rebounds and a block vs. Coppin St. (12/21) ... Made first start of the season vs. Savannah State (12/29), registering five rebounds and a steal ... Scored 12 of his season-high 14 points in the first half, matched a career-high with three blocks and grabbed nine rebounds, including five on the offensive glass, vs. Providence (1/3) ... Led MU reserves with six points and posted a game-high seven rebounds, including six boards in the first half vs. West Virginia (1/6) ... Connected on both his shots from the field to score four points before fouling out vs. Notre Dame (1/12) ...

Season & Career Highs

Points	
Season	14, vs. Providence (1/3)
Career	21, vs. N'Western St. (12/1/06)
Rebounds	
Season	10, vs. Oklahoma St. (11/20)
Career	13, Three Times
Assists	
Season	2, Twice
Career	2, Five Times
Steals	
Season	4, vs. Chaminade (11/19)
Career	4, vs. Chaminade (11/19)
Blocked Shots	
Season	3, vs. Providence (1/3)
Career	3, Nine Times
Field Goals	
Season	5, Twice
Career	10, vs. N'Western St. (12/1/06)
Field Goal Attempts	
Season	7, vs. Providence (1/3)
Career	13, vs. N'Western St. (12/1/06)
Free Throws	
Season	4, vs. Providence (1/3)
Career	5, vs. Winthrop (11/19/05)
Free Throw Attempts	
Season	6, vs. Providence (1/3)
Career	6, Four Times
3-Point Field Goals	
Season	--
Career	--
3-Point Field Goal Attempts	
Season	--
Career	--

2007-08 Statistics

	min	fg-a	3fg-a	ft-a	reb	ast	to	bk	st	pf	pts
IUPUI	22	1-2	0-0	1-2	7	2	2	2	0	2	3
Utah Valley	14	0-0	0-0	0-0	0	0	1	0	1	4	0
at Chaminade	20	1-2	0-0	3-4	9	0	1	2	4	2	5
vs. Okla. St.	18	2-2	0-0	1-2	10	2	1	1	0	5	5
vs. 13/10 Duke	28	2-6	0-0	1-2	5	1	0	2	0	3	5
UWM	10	2-3	0-0	2-2	2	0	0	2	0	3	6
at RV/23 Wisconsin	21	3-5	0-0	3-5	4	0	3	2	0	4	9
Sacramento St.	14	5-6	0-0	2-3	6	0	0	2	1	2	12
IPFW	18	2-3	0-0	0-0	2	0	0	0	0	1	4
Coppin St.	15	1-3	0-0	3-4	6	0	1	1	0	1	5
Savannah St.*	16	1-3	0-0	0-0	5	0	2	0	1	2	2
Providence	22	5-7	0-0	4-6	9	1	2	3	0	1	14
at WVU	22	3-4	0-0	0-2	7	0	1	1	0	1	6
Seton Hall	23	0-1	0-0	2-2	4	1	2	1	1	2	2
Notre Dame	10	2-2	0-0	0-0	2	0	0	0	0	5	4
at Louisville											
at Connecticut											
DePaul											
USF											
at Cincinnati											
Louisville											
at Notre Dame											
at Seton Hall											
Pittsburgh											
at St. John's											
Rutgers											
at Villanova											
Georgetown											
Florida Gulf Coast											
at Syracuse											
BIG EAST Tourney											


Barro's Career Stats

Year	GP	GS	Min	Avg	FG-FGA	Pct	3FG-FGA	Pct	FT-FTA	Pct	Off	Def	Tot	Avg	PF	FO	Ast	TO	Blk	Stl	Pts	Avg
2004-05	27	4	271	10.0	19-39	48.7	0-0	00.0	16-25	64.0	24	37	61	2.3	51	2	2	29	9	3	54	2.0
2005-06	31	14	419	13.5	56-87	64.4	0-0	00.0	23-42	54.8	45	43	88	2.8	69	2	13	30	15	19	135	4.4
2006-07	34	34	919	27.0	118-197	59.9	0-0	00.0	40-65	61.5	103	131	234	6.9	87	1	12	52	35	24	276	8.1
2007-08	15	1	273	18.2	30-49	61.2	0-0	00.0	23-34	64.7	24	54	78	5.2	38	2	7	16	19	8	82	5.5
TOTAL	107	54	1,877	17.5	225-372	60.5	0-0	00.0	101-166	60.8	196	265	451	4.2	245	7	40	125	78	54	543	5.1

Marquette Men's Basketball Game Notes



42



tommy BRICE

Senior | Guard | 5-11 | 175 | Bloomingdale, Ill. | Lake Park HS

2007-08: Saw one minute of action in exhibition game vs. Northern State (11/4) ... Did not play in MU's first three regular season games ... Played one minute vs. Oklahoma State (11/20) in semifinal of Maui Invitational ... Played one minute in the second half vs. UW-Milwaukee (11/30) ... Recorded first point as a Golden Eagle by connecting on the second of two free throws attempts with 23 seconds remaining in the second half vs. Sacramento State (12/15) ... Saw one minute of court time vs. IPFW (12/17) ... Connected on both of his free throw attempts to finish with two points in two minutes of action vs. Coppin St. (12/21) ... Went 2-of-2 from charity stripe to finish with two points vs. Savannah State (12/29) ... Saw two minutes of action in BIG EAST opener vs. Providence (1/3) ...

2007-08 Statistics

	min	fg-a	3fg-a	ft-a	reb	ast	to	bk	st	pf	pts
IUPUI					DNP						
Utah Valley					DNP						
at Chaminade					DNP						
vs. Okla. St.	1	0-0	0-0	0-0	0	0	0	0	0	0	0
vs. 10/13 Duke					DNP						
UWM	1	0-0	0-0	0-0	0	0	0	0	0	0	0
at RV/23 Wisconsin					DNP						
Sacramento St.	1	0-0	0-0	1-2	0	0	0	0	0	0	1
IPFW	1	0-0	0-0	0-0	0	0	0	0	0	0	0
Coppin St.	2	0-0	0-0	2-2	0	0	1	0	0	1	2
Savannah St.	1	0-0	0-0	2-2	0	0	0	0	0	0	2
Providence	2	0-0	0-0	0-0	0	0	0	0	0	0	0
at WVU					DNP						
Seton Hall					DNP						
Notre Dame					DNP						
at Louisville											
at Connecticut											
DePaul											
USF											
at Cincinnati											
Louisville											
at Notre Dame											
at Seton Hall											
Pittsburgh											
at St. John's											
Rutgers											
at Villanova											
Georgetown											
Florida Gulf Coast											
at Syracuse											
BIG EAST Tourney											

Season & Career Highs

Points	
Season	2, Twice
Career	2, Twice
Rebounds	
Season	--
Career	1, vs. Delaware St. (12/22/06)
Assists	
Season	--
Career	2, vs. S. Dakota St. (12/3/06)
Steals	
Season	--
Career	1, vs. Rutgers (2/7/07)
Blocked Shots	
Season	--
Career	--
Field Goals	
Season	--
Career	--
Field Goal Attempts	
Season	--
Career	2, vs. Delaware St. (12/22/06)
Free Throws	
Season	2, Twice
Career	2, Twice
Free Throw Attempts	
Season	2, Three Times
Career	2, Three Times
3-Point Field Goals	
Season	--
Career	--
3-Point Field Goal Attempts	
Season	--
Career	--

Brice's Career Stats

Year	GP	GS	Min	Avg	FG-FGA	Pct	3FG-FGA	Pct	FT-FTA	Pct	Off	Def	Tot	Avg	PF	FO	Ast	TO	Blk	Stl	Pts	Avg
2005-06	6	0	7	1.2	0-2	00.0	0-0	00.0	0-0	00.0	1	0	1	0.2	1	0	2	1	0	0	0	0.0
2006-07	7	0	6	0.9	0-2	00.0	0-0	00.0	0-0	00.0	0	0	0	0.0	2	0	0	1	0	1	0	0.0
2007-08	7	0	9	1.3	0-0	00.0	0-0	00.0	5-6	83.3	0	0	0	0.0	1	0	0	1	0	0	5	0.7
TOTAL	20	0	22	1.1	0-4	00.0	0-0	00.0	5-6	83.3	1	0	1	0.1	4	0	2	3	0	1	5	0.3

Marquette Men's Basketball Game Notes



45



robert|FROZENA

Freshman | Guard | 6-1 | 165 | Sherwood, Wis. | St. Mary Central HS

2007-08: Added to roster as a walk-on in late November ... Netted a free throw in his first collegiate game vs. Sacramento State (12/15) ... Played one minute vs. IPFW (12/17) ... Picked up one steal in two minutes of action vs. Coppin St. (12/21) ... Scored two points, netting both of his attempts from the foul line, vs. Savannah State (12/29) ...

2007-08 Statistics

	min	fg-a	3fg-a	ft-a	reb	ast	to	bk	st	pf	pts
IUPUI				DNP							
Utah Valley				DNP							
at Chaminade				DNP							
vs. Okla. St.				DNP							
vs. 10/13 Duke				DNP							
UWM				DNP							
at RV/23 Wisconsin				DNP							
Sacramento St.	1	0-0	0-0	1-2	0	0	0	0	0	0	1
IPFW	1	0-0	0-0	0-0	0	0	0	0	0	0	0
Coppin St.	2	0-0	0-0	0-0	0	0	0	0	1	0	0
Savannah St.	1	0-0	0-0	2-2	1	0	0	0	0	0	2
Providence	2	0-0	0-0	0-0	0	1	0	0	0	0	0
at WVU				DNP							
Seton Hall				DNP							
Notre Dame				DNP							
at Louisville				DNP							
at Connecticut											
DePaul											
USF											
at Cincinnati											
Louisville											
at Notre Dame											
at Seton Hall											
Pittsburgh											
at St. John's											
Rutgers											
at Villanova											
Georgetown											
Florida Gulf Coast											
at Syracuse											
BIG EAST Tourney											

Season & Career Highs

Points	
Season	2, vs. Savannah St. (12/29)
Career	2, vs. Savannah St. (12/29/07)
Rebounds	
Season	--
Career	--
Assists	
Season	1, vs. Providence (1/3)
Career	1, vs. Providence (1/3/08)
Steals	
Season	1, vs. Coppin St. (12/21)
Career	1, vs. Coppin St. (12/21/07)
Blocked Shots	
Season	--
Career	--
Field Goals	
Season	--
Career	--
Field Goal Attempts	
Season	--
Career	--
Free Throws	
Season	2, vs. Savannah St. (12/29)
Career	2, vs. Savannah St. (12/29/07)
Free Throw Attempts	
Season	2, Twice
Career	2, Twice
3-Point Field Goals	
Season	--
Career	--
3-Point Field Goal Attempts	
Season	--
Career	--

Frozena's Career Stats

Year	GP	GS	Min	Avg	FG-FGA	Pct	3FG-FGA	Pct	FT-FTA	Pct	Off	Def	Tot	Avg	PF	FO	Ast	TO	Blk	Stl	Pts	Avg
2007-08	5	0	7	1.4	0-0	00.0	0-0	00.0	3-4	75.0	0	1	1	0.2	0	0	1	0	0	1	3	0.6

Marquette Men's Basketball Game Notes

Page 37



CAREER GAME-BY-GAME STATISTICS

Dominic James

2006-07 Statistics												
	min	fg-a	3fg-a	ft-a	reb	ast	to	bk	st	pf	pts	
Hillsdale*	30	3-15	0-1	7-8	1	4	2	0	4	2	13	
Idaho St.*	38	5-14	3-8	4-9	5	3	3	0	4	1	17	
Detroit*	29	8-15	2-5	2-4	2	5	0	0	4	1	20	
Eastern Michigan*	25	6-11	3-6	2-4	2	6	4	0	0	3	17	
vs. Texas Tech*	32	7-15	1-6	1-4	1	1	4	0	0	3	16	
vs. Duke*	34	9-15	2-4	5-6	3	7	1	0	1	0	25	
at Valparaiso*	26	4-12	3-9	11-13	0	3	2	0	1	2	22	
Northwestern St.*	31	7-12	0-3	5-7	5	6	1	0	2	2	19	
North Dakota St.*	27	3-11	1-5	1-2	2	6	3	1	2	2	8	
Delaware St.*	33	5-7	2-2	1-4	1	1	4	1	0	2	13	
Wisconsin*	37	7-19	2-7	3-6	4	1	2	0	0	2	19	
UMBC*	36	8-16	0-6	1-1	2	6	3	0	4	2	17	
Oakland*	31	8-14	1-2	3-5	6	9	6	0	1	2	20	
Morgan St.*	31	2-6	1-2	2-2	0	3	6	0	2	1	7	
Savannah St.*	35	6-11	2-5	8-11	1	6	3	0	2	2	22	
at Providence*	37	3-11	1-8	5-7	2	4	1	0	2	3	12	
Syracuse*	32	3-12	0-7	0-3	4	6	2	1	3	4	6	
at Connecticut*	33	5-18	1-5	6-10	4	4	3	0	3	2	17	
West Virginia*	33	8-17	3-5	2-4	5	6	4	0	5	2	21	
at Louisville*	35	7-16	4-7	0-0	3	5	4	0	1	2	18	
at Pittsburgh*	39	6-14	4-9	7-8	1	5	0	0	0	3	23	
Seton Hall*	36	5-10	1-3	0-4	4	4	1	0	1	2	11	
at USF*	33	5-11	2-6	4-7	3	6	3	0	4	2	16	
Providence*	31	2-11	0-4	2-4	2	3	2	0	0	1	6	
Rutgers*	34	1-7	0-4	4-4	4	7	0	0	1	3	6	
at Georgetown*	34	2-17	0-6	2-2	4	3	2	0	0	1	6	
at DePaul*	38	6-17	1-5	4-7	4	6	3	0	1	3	17	
Louisville*	34	3-6	0-1	3-6	5	3	4	0	2	3	9	
Villanova*	35	5-13	2-7	6-6	3	5	4	1	2	4	18	
at Notre Dame*	36	6-20	1-4	1-3	9	8	1	0	2	4	14	
Pittsburgh*	27	3-10	1-5	1-2	2	10	1	1	1	1	8	
vs. St. John's*	37	2-14	0-9	5-6	5	8	5	0	1	2	9	
vs. Pittsburgh*	35	5-12	2-8	4-4	3	5	2	0	1	3	16	
vs. Michigan St.*	36	6-16	4-10	2-2	2	2	3	0	2	0	18	

2005-06 Statistics												
	min	fg-a	3fg-a	ft-a	reb	ast	to	bk	st	pf	pts	
Rice*	30	4-12	3-7	5-7	6	9	2	1	1	3	16	
Winthrop*	37	5-13	2-7	3-4	2	7	4	0	2	2	15	
vs. E. Washington*	32	5-11	0-3	4-6	3	3	6	1	2	5	14	
vs. Oral Roberts*	30	4-13	1-6	6-11	3	8	3	0	1	3	15	
vs. South Carolina*	32	3-12	2-7	4-6	2	9	3	0	0	0	12	
at Nebraska*	32	9-21	4-14	0-0	8	3	3	0	1	4	22	
South Dakota St.*	31	7-9	0-0	0-0	5	8	2	0	5	2	14	
Valparaiso*	27	5-10	2-4	0-0	5	4	1	0	0	2	12	
at Wisconsin*	34	4-12	0-3	2-5	8	8	4	1	1	3	10	
San Francisco*	30	0-5	0-4	4-6	1	2	2	1	0	0	4	
Oakland*	29	7-17	2-5	1-3	5	4	7	0	2	2	17	
Delaware St.*	29	5-8	0-2	0-0	1	4	2	1	0	3	10	
Lewis*	30	7-12	3-6	5-7	5	7	1	0	1	1	22	
Connecticut*	31	2-13	1-5	2-2	4	7	1	0	1	3	7	
Cincinnati*	33	6-15	2-4	4-4	6	4	3	1	2	2	18	
at Seton Hall*	34	5-10	1-3	2-4	3	4	4	1	1	2	13	
at West Virginia*	34	10-15	3-5	5-7	6	8	7	0	2	1	28	
at DePaul*	35	11-17	3-4	4-8	5	3	3	0	5	2	29	
Notre Dame*	34	4-10	0-2	3-4	5	6	5	1	1	2	11	
DePaul*	34	6-11	0-1	0-0	4	7	2	1	1	1	12	
at Pittsburgh*	30	7-15	2-4	0-0	6	3	0	0	4	3	16	
St. John's*	33	6-10	0-0	4-4	4	4	3	0	1	4	16	
at Villanova*	34	7-13	1-5	0-1	3	4	6	0	2	5	15	
at Rutgers*	33	8-16	2-5	4-9	5	3	2	0	2	4	22	
Georgetown*	35	6-14	2-6	2-2	3	5	2	0	3	1	16	
Pittsburgh*	32	7-19	0-3	2-3	5	6	0	0	1	3	16	
at Notre Dame*	32	6-14	1-4	5-6	4	1	2	1	3	3	18	
at Louisville*	42	5-18	2-7	4-8	11	6	2	0	0	2	16	
Providence*	31	4-10	0-2	1-2	5	9	2	1	0	3	9	
vs. Georgetown*	34	2-15	0-3	4-8	4	6	1	1	2	1	8	
vs. Alabama*	32	7-14	2-5	4-4	3	5	2	1	2	2	20	

Dan Fitzgerald

2006-07 Statistics												
	min	fg-a	3fg-a	ft-a	reb	ast	to	bk	st	pf	pts	
Hillsdale	19	2-2	1-1	0-0	4	3	2	0	0	2	5	
Idaho St.	25	1-5	1-5	3-6	5	2	2	0	0	2	6	
Detroit	12	1-1	0-0	0-0	1	1	1	0	1	2	2	
Eastern Michigan	24	4-9	2-5	2-2	3	0	1	0	2	1	12	
vs. Texas Tech	13	2-3	1-2	0-0	3	1	0	0	1	3	5	
vs. Duke	22	3-7	1-3	1-3	5	0	0	0	1	2	8	
at Valparaiso	20	0-1	0-1	0-0	7	1	0	0	0	3	0	
Northwestern St.	19	1-2	1-2	1-2	6	1	3	0	0	3	4	
North Dakota St.	14	2-7	1-4	1-1	6	0	0	0	0	4	6	
Delaware St.*	26	5-7	3-5	0-0	7	1	1	0	0	2	13	
Wisconsin*	21	1-3	0-1	0-0	2	1	1	0	0	2	2	
UMBC*	18	3-4	2-3	0-1	6	1	1	0	4	3	8	
Oakland*	17	1-2	1-2	1-1	4	0	2	0	1	1	4	
Morgan St.*	21	4-5	3-4	0-0	2	0	0	0	0	2	11	
Savannah St.*	22	2-4	1-3	2-2	5	1	2	1	1	0	7	
at Providence	25	3-8	1-5	1-1	5	1	2	0	0	4	8	
Syracuse	8	0-0	0-0	0-0	1	0	3	0	0	5	0	
at Connecticut	14	1-2	1-2	0-0	1	0	0	0	0	4	3	
West Virginia	19	1-4	0-3	0-0	5	3	1	0	0	5	2	
at Louisville*	30	2-6	1-5	1-1	5	0	1	0	0	2	6	
at Pittsburgh	30	4-7	4-6	2-2	2	1	0	0	1	5	14	
Seton Hall	20	2-3	2-3	0-0	1	0	1	1	0	4	6	
at USF	14	3-3	2-2	0-0	2	1	0	0	0	4	8	
Providence	25	5-7	4-6	0-0	5	1	0	0	1	1	14	
Rutgers*	30	4-14	2-7	0-0	4	0	0	1	0	2	10	
at Georgetown	27	3-4	1-0	0-0	3	1	1	1	0	2	7	
at DePaul	21	6-10	3-6	1-2	4	1	1	0	1	5	16	
Louisville	27	3-4	2-2	1-1	3	0	1	0	0	2	3	
Villanova	9	0-1	0-0	3-3	0	0	1	0	0	2	3	
at Notre Dame	29	1-8	1-8	2-2	7	1	2	0	0	3	5	
Pittsburgh*	27	0-4	0-3	2-2	5	0	2	0	0	3	2	
vs. St. John's*	31	6-10	4-8	4-5	5	0	0	0	0	5	20	
vs. Pittsburgh*	34	6-10	4-8	4-5	4	1	2	0	1	3	20	
vs. Michigan St.*	25	2-7	2-6	0-0	4	0	0	0	0	5	6	

2005-06 Statistics												
	min	fg-a	3fg-a	ft-a	reb	ast	to	bk	st	pf	pts	
Rice	24	3-6	2-3	1-2	8	8	2	1	0	1	9	
Winthrop	20	1-3	0-2	0-0	0	0	1	0	1	2	2	
vs. E. Washington	13	1-2	1-2	0-0	0	1	1	0	1	5	3	
vs. Oral Roberts	25	3-4	0-1	5-6	4	1	1	0	2	2	11	
vs. South Carolina	29	1-2	0-1	0-0	3	2	4	0	0	1	2	
at Nebraska	8	0-2	0-1	1-2	3	0	3	0	0	2	1	
South Dakota St.	19	5-5	1-1	0-0	3	2	1	0	1	1	11	
Valparaiso	17	2-5	2-5	2-2	3	1	2	0	1	2	8	
at Wisconsin	19	3-4	1-2	0-0	3	1	2	0	1	5	7	
San Francisco	15	0-1	0-1	0-0	2	0	0	0	0	4	0	
Oakland	19	1-6	1-4	0-0	1	1	1	0	0	1	3	
Delaware St.	20	2-4	0-1	0-0	2	4	3	0	1	1	4	
Lewis	16	2-4	1-2	0-0	2	4	3	0	0	3	5	
Connecticut	11	0-2	0-0	0-0	3	1	0	0	0	5	0	
Cincinnati	25	2-5	0-1	0-1	1	4	3	1	0	1	4	
at Seton Hall*	23	0-2	0-2	1-2	3	1	3	0	0	3	1	
at West Virginia*	28	3-7	1-5	0-0	3	1	3	0	1	3	7	
at DePaul	20	0-1	0-1	0-2	2	1	0	0	1	5	0	
Notre Dame	26	2-3	1-2	1-1	3	1	1	1	0	1	6	
DePaul	30	6-10	6-7	0-0	2	0	3	0	3	1	18	
at Pittsburgh	25	2-4	2-3	2-2	1	1	5	2	4	8		
St. John's	17	2-5	2-5	2-2	0	1	1	1	1	3	8	
at Villanova	22	1-2	0-1	0-0	5	0	4	0	0	2	2	
at Rutgers	21	2-4	2-3	2-2	6	1	2	0	0	4	8	
Georgetown	17	0-2	0-2	0-0	2	0	1	1	0	1	0	
Pittsburgh	18	2-3	1-2	0-0	1	4	1	0	0	3	5	
at Notre Dame	17	4-6	2-4	0-0	3	2	2	0	1			

Marquette Men's Basketball Game Notes

Page 38



CAREER GAME-BY-GAME STATISTICS

Dwight Burke

2006-07 Statistics												
	min	fg-a	3fg-a	ft-a	reb	ast	to	bk	st	pf	pts	
Hillsdale	6	1-1	0-0	0-0	2	0	0	0	0	0	2	
Idaho St.	2	0-1	0-0	0-0	1	0	0	0	0	0	0	
Detroit	4	0-0	0-0	0-0	0	0	0	2	0	0	0	
Eastern Michigan	12	1-2	0-0	1-3	2	0	0	1	0	3	3	
vs. Texas Tech	14	2-2	0-0	0-0	3	2	0	1	0	2	4	
vs. Duke	8	0-0	0-0	0-2	0	0	0	0	0	3	0	
at Valparaiso	7	0-0	0-0	0-0	0	0	1	0	1	4	0	
Northwestern St.	6	0-0	0-0	0-0	1	0	2	0	0	1	0	
North Dakota St.	11	0-1	0-0	0-0	3	0	0	0	0	1	0	
Delaware St.	8	0-0	0-0	0-2	2	0	0	0	0	2	0	
Wisconsin	7	0-0	0-0	0-0	0	0	0	0	1	0	0	
UMBC	17	0-3	0-0	0-2	3	0	1	2	0	1	0	
Oakland	5	0-1	0-0	0-0	0	0	1	0	0	2	0	
Morgan St.	6	0-0	0-0	0-0	1	0	0	0	0	1	0	
Savannah St.	6	0-0	0-0	0-0	0	0	0	0	0	0	0	
at Providence	4	0-0	0-0	0-0	0	0	0	0	0	2	0	
Syracuse	18	0-1	0-0	0-0	5	0	1	2	0	2	0	
at Connecticut	23	2-5	0-0	1-2	7	0	1	2	1	4	5	
West Virginia	13	1-1	0-0	3-4	4	0	0	0	0	2	5	
at Louisville	8	0-0	0-0	0-0	1	0	2	0	0	1	0	
at Pittsburgh	10	1-1	0-0	0-2	3	0	1	0	0	2	2	
Seton Hall	8	1-1	0-0	0-3	2	0	0	1	0	1	2	
at USF	11	0-2	0-0	0-0	4	1	2	0	0	2	0	
Providence	5	0-0	0-0	0-0	0	0	1	0	0	1	0	
Rutgers	7	0-1	0-0	1-2	1	0	0	0	0	1	1	
at Georgetown	8	0-1	0-0	1-2	2	0	0	0	0	0	1	
at DePaul	4	0-0	0-0	0-2	1	0	0	0	0	0	0	
Louisville	11	0-1	0-0	0-0	1	0	1	2	0	2	0	
Villanova	8	0-1	0-0	0-2	3	0	0	0	0	4	0	
at Notre Dame	19	1-3	0-0	0-0	5	0	0	1	1	2	2	
Pittsburgh	3	0-0	0-0	0-0	0	0	1	0	0	1	0	
vs. St. John's	11	0-1	0-0	1-2	3	0	0	0	1	3	1	
vs. Pittsburgh	9	0-0	0-0	0-0	0	0	1	0	0	2	0	
vs. Michigan St.	4	0-1	0-0	0-2	0	0	0	0	0	0	0	

2005-06 Statistics												
	min	fg-a	3fg-a	ft-a	reb	ast	to	bk	st	pf	pts	
Rice												DNP
Winthrop												DNP
vs. E. Washington	5	0-0	0-0	2-2	1	0	1	0	0	1	2	
vs. Oral Roberts	5	1-3	0-0	0-1	1	0	1	1	1	1	2	
vs. South Carolina												DNP
at Nebraska	2	0-0	0-0	0-0	0	0	0	0	0	1	0	
South Dakota St.	8	1-1	0-0	0-0	2	0	0	1	0	1	2	
Valparaiso	3	0-0	0-0	0-0	1	0	0	0	0	2	0	
at Wisconsin												DNP
San Francisco												DNP
Oakland	2	1-1	0-0	0-0	0	0	1	0	0	1	2	
Delaware St.	6	0-0	0-0	0-0	1	0	1	0	0	0	0	
Lewis	6	1-1	0-0	0-0	0	0	0	0	0	0	2	
Connecticut	7	1-1	0-0	1-2	0	0	1	0	0	2	3	
Cincinnati	1	0-0	0-0	0-0	0	0	0	0	0	0	0	
at Seton Hall	9	0-0	0-0	0-0	1	0	0	0	0	1	0	
at West Virginia	5	0-1	0-0	0-0	3	0	1	0	0	3	0	
at DePaul	0+	0-0	0-0	0-0	0	0	0	0	0	0	0	
Notre Dame												DNP
DePaul												DNP
at Pittsburgh												DNP
St. John's	5	0-0	0-0	0-0	0	0	0	0	0	0	0	
at Villanova	11	0-0	0-0	0-0	0	0	0	0	0	1	0	
at Rutgers	6	0-0	0-0	1-2	0	1	2	0	0	3	1	
Georgetown												DNP
Pittsburgh	6	0-0	0-0	0-0	1	0	1	0	0	3	0	
at Notre Dame	4	0-1	0-0	0-0	1	0	0	0	0	1	0	
at Louisville												DNP
Providence	12	0-3	0-0	2-2	3	0	0	1	0	0	2	
vs. Georgetown	2	0-0	0-0	0-0	0	0	0	0	0	3	0	
vs. Alabama												DNP

Lawrence Blackledge

2006-07 Statistics												
	min	fg-a	3fg-a	ft-a	reb	ast	to	bk	st	pf	pts	
Hillsdale	3	0-0	0-0	1-4	1	0	0	0	0	1	1	
Idaho St.	8	0-1	0-0	1-2	1	0	0	0	0	0	1	
Detroit	14	3-4	0-0	0-0	2	0	1	1	2	1	6	
Eastern Michigan	13	4-8	0-0	0-1	7	2	0	0	0	1	8	
vs. Texas Tech	3	1-1	0-0	0-0	1	0	0	0	0	0	2	
vs. Duke	2	0-0	0-0	0-0	0	0	0	0	0	0	0	
at Valparaiso	4	0-1	0-0	0-0	0	0	1	0	0	0	0	
Northwestern St.	7	1-4	0-0	1-2	5	1	1	1	1	1	3	
North Dakota St.	11	0-0	0-0	0-0	0	1	1	2	0	1	0	
Delaware St.	4	0-1	0-0	0-0	1	0	0	0	0	0	0	
Wisconsin												DNP
UMBC	12	2-2	0-0	0-0	2	1	1	1	0	2	4	
Oakland	3	0-0	0-0	2-2	0	1	0	0	0	0	2	
Morgan St.	20	3-6	0-2	0-0	3	2	0	1	2	1	6	
Savannah St.	10	0-0	0-0	0-0	3	2	0	0	0	0	0	
at Providence	0+	0-1	0-0	0-0	0	0	0	0	0	0	0	
Syracuse	2	0-1	0-0	0-0	1	0	2	0	0	0	0	
at Connecticut												DNP
West Virginia	1	0-1	0-0	0-0	0	0	0	0	0	0	0	
at Louisville												DNP
at Pittsburgh												DNP
Seton Hall												DNP
at USF												DNP
Providence												DNP
Rutgers	1	0-0	0-0	0-0	0	1	0	0	0	0	0	
at Georgetown	4	0-0	0-0	0-0	0	0	0	0	0	1	0	
at DePaul												DNP
Louisville												DNP
Villanova												DNP
at Notre Dame												DNP
Pittsburgh												DNP
vs. St. John's												DNP
vs. Pittsburgh												DNP
vs. Michigan St.												DNP

2005-06 Statistics												
	min	fg-a	3fg-a	ft-a	reb	ast	to	bk	st	pf	pts	
Rice	31	5-7	1-2	3-3	6	1	8	2	2	3	14	
Winthrop	23	2-4	1-1	1-2	4	2	2	1	2	3	6	
vs. E. Washington	27	5-6	0-0	5-5	6	4	2	0	3	3	15	
vs. Oral Roberts	26	3-5	0-0	2-2	2	5	6	1	2	1	8	
vs. South Carolina	25	2-4	1-1	2-2	4	0	2	0	2	0	7	
at Nebraska	32	1-5	0-2	5-5	2	2	4	1	2	4	7	
South Dakota St.*	18	3-6	0-0	3-4	0	1	3	0	4	5	9	
Valparaiso	29	4-10	0-2	4-4	4	4	1	1	2	2	12	
at Wisconsin	13	3-7	0-0	0-0	2	1	3	0	1	5	6	
San Francisco	32	6-14	1-3	2-5	1	2	3	0	3	3	15	
Oakland	27	8-12	1-3	1-1	7	5	2	0	3	2	18	
Delaware St.*	29	4-9	2-2	0-0	6	4	2	0	2	1	10	
Lewis*	26	5-9	1-1	0-0	6	2	5	1	0	0	11	
Connecticut*	35	7-22	1-5	4-6	12	2	4	0	2	3	19	
Cincinnati*	35	7-21	0-3	2-2	4	2	3	0	1	3	16	
at Seton Hall	37	3-10	1-2	2-3	4	3	6	2	3	2	9	
at West Virginia	32	4-9	0-0	1-2	5	3	5	0	1	4	9	
at DePaul	33	4-6	1-1	2-3	4	7	5	0	0	1	11	
Notre Dame*	30	6-9	0-0	0-2	3	5	5	3	5	3	12	
DePaul*	36	5-15	1-2	0-0	7	3	2	0	3	2	11	
at Pittsburgh*	34	5-12	0-2	0-4	2	5	3	1	3	4	10	
St. John's*	28	4-11	0-0	3-4	5	2	5	0	2	2	11	
at Villanova*	30	7-15	0-1	0-0	8	2	5	0	2	1	14	
at Rutgers*	22	4-10	0-4	5-5	3	2	3	0	3	4	13	
Georgetown*	26	5-10	0-2	0-0	7	3	6	0	2	1	10	
Pittsburgh*	19	3-6	1-2	2-2	3	0	3	0	2	3	9	
at Notre Dame*	21	4-13	0-1	0-0	5	4	3	1	2	2	8	
at Louisville*	26	5-15	0-1	0-0	5	2	3	0	2	2	10	
Providence*	19	4-10	0-0	5-6	1	5	0	2	2	13		
vs. Georgetown*	26	5-12	0-2	0-0	4	3	5	0	1	2	10	
vs. Alabama*	26	5-8	0-1	0-0	3	3	3	0	0	4	10	

Jerel McNeal

2006-07 Statistics												
	min	fg-a	3fg-a	ft-a	reb	ast	to	bk	st	pf	pts	
Hillsdale	35	7-22	0-5	5-7	7	4	5	1	3	2	19	
Idaho St.*	32	5-16	1-7	2-4	4	3	5	0	6	4	13	
Detroit*	27	3-8	1-3	0-1	2	7	3	2	3	3	7	

Marquette Men's Basketball Game Notes

Page 39



CAREER GAME-BY-GAME STATISTICS

Wesley Matthews

2006-07 Statistics												
	min	fg-a	3fg-a	ft-a	reb	ast	to	bk	st	pf	pts	
Hillsdale	.28	1-5	0-1	4-7	7	2	4	0	0	5	6	
Idaho St.*	.36	3-13	0-4	1-4	5	1	1	0	1	1	7	
Detroit	.24	6-9	3-4	0-0	8	1	0	0	1	1	15	
Eastern Michigan*	.28	5-8	2-4	3-3	2	3	2	1	2	1	15	
vs. Texas Tech	.33	7-11	1-2	5-8	4	6	5	0	3	1	20	
vs. Duke	.30	2-9	1-2	3-4	4	0	1	0	1	2	8	
at Valparaiso*	.31	5-8	1-4	0-0	4	0	4	0	1	2	11	
Northwestern St.*	.32	5-11	0-3	4-5	8	5	4	0	2	0	14	
North Dakota St.*	.34	3-11	0-3	3-4	9	3	3	0	3	1	9	
Delaware St.*	.30	5-11	2-4	3-5	4	5	1	0	3	1	15	
Wisconsin	.34	3-11	0-3	3-4	4	1	3	0	3	5	9	
UMBC*	.28	2-4	0-1	0-2	4	1	1	0	0	0	4	
Oakland	.35	4-7	0-1	2-4	4	2	2	0	1	3	10	
Morgan St.*	.24	3-6	0-1	2-2	6	6	0	0	3	8	8	
Savannah St.*	.29	7-8	2-2	6-10	9	0	2	2	0	2	22	
at Providence*	.24	6-18	1-4	1-2	5	1	2	0	2	4	14	
Syracuse*	.34	6-18	0-3	2-3	8	5	5	1	1	4	14	
at Connecticut*	.34	3-5	0-0	4-6	8	2	5	0	2	2	10	
West Virginia*	.36	5-6	0-1	3-5	1	3	1	0	2	3	13	
at Louisville*	.36	5-6	3-4	4-6	5	1	1	0	1	2	17	
at Pittsburgh*	.33	2-5	0-1	10-11	3	1	0	0	3	4	14	
Seton Hall*	.38	6-13	0-0	10-12	5	2	4	0	4	2	22	
at USF*	.35	2-11	0-1	8-8	6	2	0	0	1	0	12	
Providence*	.30	1-6	0-2	10-10	2	1	5	0	0	4	12	
Rutgers*	.31	4-8	0-1	2-4	6	1	2	0	0	5	10	
at Georgetown*	.19	1-3	0-1	0-0	2	1	2	0	0	5	11	
at DePaul*	.28	3-9	1-3	5-6	9	2	5	0	1	4	12	
Louisville*	.33	2-7	0-3	4-5	5	2	2	0	3	2	8	
Villanova*	.27	2-5	0-1	12-12	7	2	3	0	3	1	16	
at Notre Dame*	.22	7-8	1-2	2-3	4	1	1	0	0	5	17	
Pittsburgh	.36	7-15	1-3	5-7	3	4	3	0	3	2	20	
vs. St. John's	.34	2-9	2-4	9-10	5	4	0	0	0	3	15	
vs. Pittsburgh	.35	6-11	1-2	6-6	7	3	4	0	1	3	19	
vs. Michigan St.	.31	2-9	1-4	5-6	6	1	6	1	1	6	10	

2005-06 Statistics												
	min	fg-a	3fg-a	ft-a	reb	ast	to	bk	st	pf	pts	
Rice*	.15	3-4	0-0	1-1	1	1	4	0	1	3	7	
Winthrop	.29	4-7	1-3	2-2	3	2	3	0	1	3	11	
vs. E. Washington*	.17	2-5	0-0	8-10	5	0	1	0	2	4	12	
vs. Oral Roberts*	.20	1-7	0-0	0-0	3	1	1	0	0	3	2	
vs. South Carolina*	.30	3-9	1-2	2-2	6	5	1	0	1	0	9	
at Nebraska*	.29	4-10	1-1	9-11	7	4	4	1	2	4	18	
South Dakota St.*	.25	3-7	1-1	3-6	3	4	4	1	6	1	10	
Valparaiso*	.32	2-10	0-2	0-0	2	6	3	0	4	2	4	
at Wisconsin*	.32	2-12	1-3	4-4	3	0	0	0	1	4	9	
San Francisco	.27	1-7	0-0	5-6	7	3	2	1	2	1	7	
Oakland*	.29	7-12	3-4	4-5	5	2	2	1	1	2	21	
Delaware St.*	.28	3-4	2-2	4-4	3	2	5	0	3	1	12	
Lewis*	.30	1-9	0-3	0-0	13	5	2	0	1	3	2	
Connecticut						DNP						
Cincinnati						DNP						
at Seton Hall						DNP						
at West Virginia						DNP						
at DePaul						DNP						
Notre Dame						DNP						
DePaul						DNP						
at Pittsburgh						DNP						
St. John's	.17	0-3	0-0	0-0	3	4	0	0	0	1	0	
at Villanova	.9	2-2	0-0	0-0	0	1	4	0	0	1	4	
at Rutgers	.26	3-7	0-1	3-4	4	1	0	0	0	3	9	
Georgetown	.21	1-3	0-1	0-0	4	1	3	0	0	2	2	
Pittsburgh	.26	5-8	1-2	2-2	4	3	3	0	0	1	13	
at Notre Dame	.24	0-4	0-0	3-4	1	2	3	1	1	1	3	
at Louisville	.32	3-10	1-3	3-4	4	0	0	0	1	3	10	
Providence	.27	7-8	2-2	2-3	0	6	1	0	0	3	11	
vs. Georgetown	.24	4-7	0-1	6-7	6	1	1	0	1	2	14	
vs. Alabama	.24	4-8	0-1	2-5	3	2	2	0	0	2	10	

Lazar Hayward

2006-07 Statistics												
	min	fg-a	3fg-a	ft-a	reb	ast	to	bk	st	pf	pts	
Hillsdale	.16	3-5	0-0	0-0	5	0	0	0	1	2	6	
Idaho St.	.7	1-3	0-0	0-0	0	0	0	0	0	0	2	
Detroit	.17	5-8	2-4	2-2	3	0	1	0	4	1	14	
Eastern Michigan	.14	5-12	2-4	1-2	8	1	1	2	1	0	13	
vs. Texas Tech	.18	1-6	0-4	1-2	6	0	3	0	1	3	3	
vs. Duke	.10	1-2	0-1	0-0	2	0	1	0	0	1	2	
at Valparaiso	.15	4-7	0-1	0-1	1	0	1	0	0	3	8	
Northwestern St.	.11	2-3	0-1	0-0	1	0	0	0	0	3	4	
North Dakota St.	.18	2-8	0-2	2-2	4	0	1	0	0	2	6	
Delaware St.	.12	0-1	0-0	0-0	2	0	2	0	0	3	0	
Wisconsin	.21	5-12	0-4	0-0	8	0	1	0	1	2	10	
UMBC	.16	6-11	0-1	1-4	7	0	3	1	1	2	13	
Oakland	.14	2-4	0-0	2-4	2	0	0	0	0	3	6	
Morgan St.	.20	3-7	0-1	2-2	6	0	1	0	1	8	8	
Savannah St.	.13	0-2	0-1	2-4	3	1	1	0	1	1	2	
at Providence	.21	2-9	0-1	8-8	5	0	1	0	1	2	12	
Syracuse*	.18	2-3	0-0	3-4	5	0	1	0	1	1	7	
at Connecticut*	.13	1-5	0-1	0-0	2	0	1	0	2	3	2	
West Virginia*	.13	1-1	1-1	1-2	0	0	0	0	0	1	8	
at Louisville*	.8	1-1	0-0	0-0	1	0	0	0	0	1	2	
at Pittsburgh*	.9	2-5	0-1	0-0	1	0	3	0	1	3	4	
Seton Hall*	.16	3-4	0-1	1-4	3	0	0	0	0	3	7	
at USF*	.13	0-3	0-1	1-2	2	0	1	0	1	2	1	
Providence*	.13	2-5	0-0	1-2	5	1	1	0	2	3	5	
Rutgers*	.10	2-3	1-2	0-0	3	0	0	0	0	0	5	
at Georgetown*	.17	4-7	1-1	5-5	4	0	0	0	0	1	14	
at DePaul*	.19	2-4	0-0	0-2	8	0	1	0	0	4	4	
Louisville*	.16	1-3	0-0	2-2	3	3	2	0	0	2	4	
Villanova*	.28	5-7	2-3	6-8	4	0	1	0	0	5	18	
at Notre Dame	.20	1-5	0-3	0-0	3	1	1	0	0	4	2	
Pittsburgh	.28	3-10	0-2	1-2	6	1	1	0	1	4	7	
vs. St. John's	.26	5-13	1-4	3-5	7	1	2	0	0	1	14	
vs. Pittsburgh	.15	4-10	0-2	3-3	2	1	1	0	0	4	11	
vs. Michigan St.	.25	2-5	0-1	0-0	4	0	2	0	0	3	4	

2005-06 Statistics												
	min	fg-a	3fg-a	ft-a	reb	ast	to	bk	st	pf	pts	
Rice	.6	2-2	0-0	0-0	2	0	2	1	0	0	4	
Winthrop	.21	1-2	0-0	5-6	3	1	1	1	1	3	7	
vs. E. Washington*	.6	0-0	0-0	0-0	2	0	2	0	0	4	0	
vs. Oral Roberts*	.16	4-5	0-0	4-6	5	0	0	0	0	5	12	
vs. South Carolina*	.19	2-4	0-0	0-0	3	2	1	0	0	0	4	
at Nebraska*	.15	0-0	0-0	1-3	5	0	0	0	0	2	3	
South Dakota St.*	.15	5-5	0-0	1-2	2	1	2	1	1	1	10	
Valparaiso*	.17	2-3	0-0	1-2	4	0	2	0	0	2	5	
at Wisconsin*	.8	0-0	0-0	0-0	4	0	3	0	0	1	0	
San Francisco	.1	0-0	0-0	0-0	0	0	0	0	0	0	1	
Oakland	.6	1-1	0-0	1-1	1	0	0	0	0	0	2	
Delaware St.	.3	0-0	0-0	1-0	0	0	0	0	0	0	0	
Lewis	.6	0-0	0-0	0-0	2	0	1	0	1	0	0	
Connecticut	.15	3-4	0-0	1-2	4	4	0	0	1	0	7	
Cincinnati	.15	3-6	0-0	2-1	1	1	0	0	0	4	6	
at Seton Hall	.9	2-4	0-0	1-2	4	0	0	0	0	1	0	
at West Virginia	.10	0-0	0-0	2-2	1	0	0	0	0	0	0	
at DePaul	.14	3-7	0-0	1-2	3	0	0	0	1	2	7	
Notre Dame	.11	1-2	0-0	0-0	5	0	0	0	1	0	1	
DePaul	.14	3-7	0-0	1-2	3	0	0	0	1	2	7	
at Pittsburgh*	.9	2-5	0-0	0-0	2	2	1	0	0	1	4	
St. John's	.20	4-5	0-0	2-3	5	2	1	0	0	5	10	
at Villanova	.18	1-2	0-0	1-2	3	0	2	2	1	0	3	
at Rutgers	.12	0-0	0-0	0-0	0	0	1	1	0	1	0	
Georgetown*	.23	2-3	0-0	4-0	0	0	1	0	2	2	4	
Pittsburgh*	.17	0-0	0-0	1-3	5	0	1	1	2	3	1	
at Notre Dame*	.15	3-4	0-0	1-1	6	2	0	0	0	1	7	
at Louisville*	.18	2-3	0-0	4-4	0	0	0	0	4	4	4	
Providence	.16	5-8	0-0	3-5	5	0	3	0	1	3	13	
vs. Georgetown*	.20	2-3	0-0	0-0	1	0	0	1	0	1	4	

Marquette Basketball
Marquette Combined Team Statistics (as of Jan 12, 2008)
All games

RECORD:	OVERALL	HOME	AWAY	NEUTRAL
ALL GAMES.....	(13-2)	(10-0)	(1-1)	(2-1)
CONFERENCE.....	(3-1)	(3-0)	(0-1)	(0-0)
NON-CONFERENCE.....	(10-1)	(7-0)	(1-0)	(2-1)

## Player	GP-GS	Min--Avg	---TOTAL---		---3-PTS---		FT-FTA	Pct	---REBOUNDS---				PF	FO	A	TO	Blk	Stl	Pts	Avg
			FG-FGA	Pct	3FG-FGA	Pct			Off	Def	Tot	Avg								
01 JAMES, Dominic.....	15-15	438 29.2	77-183	.421	26-67	.388	43-61	.705	15	25	40	2.7	27	0	67	32	3	32	223	14.9
22 MCNEAL, Jerel.....	15-15	435 29.0	77-159	.484	11-38	.289	38-57	.667	27	45	72	4.8	44	1	58	44	5	36	203	13.5
32 HAYWARD, Lazar.....	15-13	368 24.5	71-128	.555	14-29	.483	41-50	.820	25	71	96	6.4	34	1	9	24	10	19	197	13.1
23 MATTHEWS, Wesley...	15-15	420 28.0	52-117	.444	6-26	.231	47-64	.734	22	43	65	4.3	35	0	25	33	7	15	157	10.5
10 CUBILLAN, David....	14-0	278 19.9	37-86	.430	22-64	.344	9-11	.818	9	13	22	1.6	14	0	29	13	1	11	105	7.5
05 FITZGERALD, Dan....	10-2	155 15.5	17-37	.459	16-34	.471	5-6	.833	7	12	19	1.9	20	0	5	4	0	9	55	5.5
41 BARRO, Ousmane.....	15-1	273 18.2	30-49	.612	0-0	.000	22-34	.647	24	54	78	5.2	38	2	7	16	19	8	82	5.5
02 ACKER, Maurice.....	15-0	217 14.5	25-60	.417	12-31	.387	10-15	.667	2	16	18	1.2	31	1	35	21	1	15	72	4.8
12 BURKE, Dwight.....	15-13	220 14.7	22-36	.611	0-0	.000	13-24	.542	29	27	56	3.7	37	0	4	11	8	8	57	3.8
00 CHRISTOPHERSON, Scot	9-0	55 6.1	6-14	.429	5-12	.417	0-0	.000	0	9	9	1.0	9	0	1	1	0	2	17	1.9
21 BLACKLEDGE, Lawrence	12-1	88 7.3	9-15	.600	0-0	.000	1-1	1.000	8	14	22	1.8	14	0	3	4	10	1	19	1.6
04 HAZEL, Patrick.....	8-0	37 4.6	3-4	.750	0-0	.000	1-2	.500	0	10	10	1.3	4	0	0	1	3	0	7	0.9
42 BRICE, Tommy.....	7-0	9 1.3	0-0	.000	0-0	.000	5-6	.833	0	0	0	0.0	1	0	0	1	0	0	5	0.7
45 FROZENA, Robert....	5-0	7 1.4	0-0	.000	0-0	.000	3-4	.750	0	1	1	0.2	0	0	1	0	0	1	3	0.6
TEAM.....										25	25	50	3.3	1		4				

Total.....	15	3000	426-888	.480	112-301	.372	238-335	.710	193	365	558	37.2	309	5	244	209	67	157	1202	80.1
Opponents.....	15	3000	329-830	.396	73-245	.298	188-297	.633	191	311	502	33.5	293	-	165	262	44	93	919	61.3

TEAM STATISTICS	MU	OPP	DATE	OPPONENT	W/L	SCORE	ATTEND
SCORING.....	1202	919	11/10/07	IUPUI	W	76-68	13991
Points per game.....	80.1	61.3	11/12/07	UTAH VALLEY STATE	W	66-55	12992
Scoring margin.....	+18.9	-	11/19/07	vs CHAMINADE	W	74-63	2500
FIELD GOALS-ATT.....	426-888	329-830	11/20/07	vs OKLAHOMA STATE	W	91-61	2500
Field goal pct.....	.480	.396	11/21/07	vs DUKE	L	73-77	2500
3 POINT FG-ATT.....	112-301	73-245	11/30/07	UWM	W	100-65	18283
3-point FG pct.....	.372	.298	12/08/07	at Wisconsin	W	81-76	17190
3-pt FG made per game..	7.5	4.9	12/15/07	SACRAMENTO STATE	W	82-51	13673
FREE THROWS-ATT.....	238-335	188-297	12/17/07	IPFW	W	80-56	13133
Free throw pct.....	.710	.633	12/21/07	COPPIN STATE	W	89-42	13610
REBOUNDS.....	558	502	12/29/07	SAVANNAH STATE	W	77-37	15060
Rebounds per game.....	37.2	33.5	*1/3/08	PROVIDENCE	W	96-67	17041
Rebounding margin.....	+3.7	-	*1/6/08	at West Virginia	L	64-79	11429
ASSISTS.....	244	165	*1/8/08	SETON HALL	W	61-56	14681
Assists per game.....	16.3	11.0	*1/12/08	NOTRE DAME	W	92-66	18906
TURNOVERS.....	209	262					
Turnovers per game....	13.9	17.5					
Turnover margin.....	+3.5	-					
Assist/turnover ratio..	1.2	0.6					
STEALS.....	157	93					
Steals per game.....	10.5	6.2					
BLOCKS.....	67	44					
Blocks per game.....	4.5	2.9					
WINNING STREAK.....	2	-					
Home win streak.....	10	-					
ATTENDANCE.....	151370	36119					
Home games-Avg/Game....	10-15137	2-14310					
Neutral site-Avg/Game..	-	3-2500					

SCORE BY PERIODS:	1st	2nd	Total
-----	-----	-----	-----
Marquette.....	586	616	- 1202
Opponents.....	451	468	- 919

Marquette Basketball
Marquette Combined Team Statistics (as of Jan 12, 2008)
Conference games

RECORD:	OVERALL	HOME	AWAY	NEUTRAL
ALL GAMES.....	(3-1)	(3-0)	(0-1)	(0-0)
CONFERENCE.....	(3-1)	(3-0)	(0-1)	(0-0)
NON-CONFERENCE.....	(0-0)	(0-0)	(0-0)	(0-0)

## Player	GP-GS	Min--Avg	---TOTAL---		---3-PTS---		FT-FTA	Pct	---REBOUNDS---				PF	FO	A	TO	Blk	Stl	Pts	Avg
			FG-FGA	Pct	3FG-FGA	Pct			Off	Def	Tot	Avg								
01 JAMES, Dominic.....	4-4	116 29.0	20-50	.400	10-23	.435	10-13	.769	3	8	11	2.8	9	0	21	6	1	7	60	15.0
32 HAYWARD, Lazar.....	4-4	92 23.0	16-35	.457	9-15	.600	13-14	.929	7	20	27	6.8	11	1	1	10	1	8	54	13.5
23 MATTHEWS, Wesley...	4-4	104 26.0	14-31	.452	3-10	.300	17-20	.850	3	12	15	3.8	7	0	7	8	2	4	48	12.0
22 MCNEAL, Jerel.....	4-4	121 30.3	19-45	.422	3-12	.250	5-6	.833	5	11	16	4.0	12	1	20	13	4	9	46	11.5
41 BARRO, Ousmane.....	4-0	77 19.3	10-14	.714	0-0	.000	6-10	.600	7	15	22	5.5	9	1	2	5	5	1	26	6.5
10 CUBILLAN, David....	4-0	67 16.8	8-21	.381	5-16	.313	0-0	.000	3	2	5	1.3	6	0	5	3	0	3	21	5.3
21 BLACKLEDGE, Lawrenc	3-0	23 7.7	6-9	.667	0-0	.000	1-1	1.000	3	1	4	1.3	6	0	0	0	3	0	13	4.3
02 ACKER, Maurice.....	4-0	65 16.3	5-15	.333	3-9	.333	4-4	1.000	0	6	6	1.5	14	1	13	6	1	3	17	4.3
05 FITZGERALD, Dan....	4-0	62 15.5	6-17	.353	5-14	.357	0-0	.000	2	2	4	1.0	8	0	1	1	0	3	17	4.3
12 BURKE, Dwight.....	4-4	57 14.3	2-7	.286	0-0	.000	2-4	.500	6	7	13	3.3	12	0	3	1	2	2	6	1.5
04 HAZEL, Patrick.....	2-0	5 2.5	1-2	.500	0-0	.000	0-0	.000	0	0	0	0.0	1	0	0	1	0	0	2	1.0
00 CHRISTOPHERSON, Scot	3-0	7 2.3	1-1	1.000	1-1	1.000	0-0	.000	0	0	0	0.0	1	0	1	0	0	0	3	1.0
45 FROZENA, Robert....	1-0	2 2.0	0-0	.000	0-0	.000	0-0	.000	0	0	0	0.0	0	0	1	0	0	0	0	0.0
42 BRICE, Tommy.....	1-0	2 2.0	0-0	.000	0-0	.000	0-0	.000	0	0	0	0.0	0	0	0	0	0	0	0	0.0
TEAM.....										10	5	15	3.8	0		2				

Total.....	4	800	108-247	.437	39-100	.390	58-72	.806	49	89	138	34.5	96	4	75	56	19	40	313	78.2
Opponents.....	4	800	90-217	.415	22-74	.297	66-99	.667	55	95	150	37.5	70	-	47	67	15	30	268	67.0

TEAM STATISTICS	MU	OPP	DATE	OPPONENT	W/L	SCORE	ATTEND
SCORING.....	313	268	*1/3/08	PROVIDENCE	W	96-67	17041
Points per game.....	78.2	67.0	*1/6/08	at West Virginia	L	64-79	11429
Scoring margin.....	+11.3	-	*1/8/08	SETON HALL	W	61-56	14681
FIELD GOALS-ATT.....	108-247	90-217	*1/12/08	NOTRE DAME	W	92-66	18906
Field goal pct.....	.437	.415					
3 POINT FG-ATT.....	39-100	22-74					
3-point FG pct.....	.390	.297					
3-pt FG made per game..	9.8	5.5					
FREE THROWS-ATT.....	58-72	66-99					
Free throw pct.....	.806	.667					
REBOUNDS.....	138	150					
Rebounds per game.....	34.5	37.5					
Rebounding margin.....	-3.0	-					
ASSISTS.....	75	47					
Assists per game.....	18.8	11.8					
TURNOVERS.....	56	67					
Turnovers per game.....	14.0	16.8					
Turnover margin.....	+2.8	-					
Assist/turnover ratio..	1.3	0.7					
STEALS.....	40	30					
Steals per game.....	10.0	7.5					
BLOCKS.....	19	15					
Blocks per game.....	4.8	3.8					
WINNING STREAK.....	2	-					
Home win streak.....	3	-					
ATTENDANCE.....	50628	11429					
Home games-Avg/Game....	3-16876	1-11429					
Neutral site-Avg/Game..	-	0-0					

SCORE BY PERIODS:	1st	2nd	Total
Marquette.....	137	176	- 313
Opponents.....	128	140	- 268