



2009-10 Game Notes

Marquette Golden Eagles
(14-8, 5-5 BIG EAST)
at
Providence Friars
(12-10, 4-6 BIG EAST)

The Marquette University men's basketball team returns to the road for a BIG EAST Conference matchup with Providence Saturday at 11 a.m. CT. The BIG EAST Network will feature Saturday's game of the week broadcast, with Mike Gleason (play-by-play) and Ron Perry (analyst) calling the action. The game will air on WMLW-TV in the greater Milwaukee area. The matchup with the Friars marks the conclusion of MU's trio (PC, DePaul, Providence) of home-and-home series in league action. Following Saturday's game, Marquette will return to the Bradley Center to face USF (Feb. 13) and Pittsburgh (Feb. 18) before opening a three-game road swing.

MU Tops Nation In 3-Point Shooting Percentage

Featuring an offensive attack that is averaging 9.1 treys made per game in conference outings, Marquette is currently ranked first in the nation in 3-point field goal percentage (.424).

Through games of Feb. 4, Marquette has knocked down 177-of-417 from behind the line, edging St. Mary's' 42.1 percent (203-of-482) from distance. MU's effort on the season includes an impressive conversion rate of 44.0 percent (91-of-207) in BIG EAST play.

Sophomore guard Darius Johnson-Odom leads the way with 51 treys, but a total of six players have drained at least 10 3-pointers on the year.

3-pt FG Pct.

Team	3-pt. PCT
Marquette	.424
St. Mary's	.421
BYU	.420
Utah State	.419
Cornell	.419

courtesy Stats, Inc.

DATE: February 6, 2010

TIP-OFF: 11 a.m. CT

LOCATION: Dunkin' Donuts Center (12,993) - Providence, R.I.

TELEVISION: The BIG EAST Network will feature Saturday's broadcast. Mike Gleason (play-by-play) and Ron Perry (analyst) will call the action in "game of the week" matchup.

RADIO: ESPN Radio 540 AM is the flagship station for the Marquette Radio Network. Steve "The Homer" True (play-by-play) and Jim McIlvaine (analyst) will call the action.

MU'S LAST TIME OUT: Sophomore Darius Johnson-Odom led four scorers in double figures with 21 points in an 80-69 victory over DePaul. Lazar Hayward chipped in 19 points and 14 rebounds.

PC'S LAST TIME OUT: The Friars saw Syracuse pull away for an 85-68 victory in the Carrier Dome. Guard Jamine Peterson led all scorers with 25 points and Vincent Council chipped in 16 points off the bench.

SERIES HISTORY: MU leads 7-4

LAST MEETING: MU 93, PC 63 (January 17, 2010)

MU CONTACT INFO: Scott Kuykendall handles all of the media relations duties for the Marquette men's basketball program and can be reached at 414.288.4794 [w]/414.807.3490 [c] or scott.kuykendall@marquette.edu.

WEB SITE: GoMarquette.com

PC CONTACT INFO: Arthur Parks handles the media relations duties for PC and can be reached at 401.865-2759 or aparks@providence.edu.

WEB SITE: www.Friars.com

MU SCOREBOARD

DATE	OPPONENT	RESULT/TIME
Nov. 13	Centenary	W, 85-62
Nov. 17	Maryland Eastern Shore	W, 86-60
Nov. 21	Grambling	W, 87-41
Nov. 24	South Dakota	W, 93-68
Old Spice Classic		
Nov. 26	vs. Xavier	W, 71-61
Nov. 27	vs. 15/15 Michigan	W, 79-65
Nov. 29	vs. Florida St.	L, 57-56
Dec. 5	NC St.	L, 77-73
Dec. 8	Milwaukee	W, 71-51
Dec. 12	at 20/23 Wisconsin	L, 72-63
Dec. 19	North Florida	W, 78-51
Dec. 27	Presbyterian	W, 102-62
Dec. 29	at 6/6 West Virginia	L, 63-62
Jan. 2	8/8 Villanova	L, 74-72
Jan. 6	12/12 Georgetown	W, 62-59
Jan. 9	6/6 at Villanova	L, 78-76
Jan. 17	Providence *	W, 93-63
Jan. 20	at DePaul *	L, 51-50
Jan. 23	5/5 at Syracuse	L, 76-71
Jan. 26	Rutgers *	W, 82-59
Jan. 30	19/19 at UConn	W, 70-68
Feb. 3	DePaul *	W, 80-69
Feb. 6	at Providence *	11 a.m.
Feb. 13	USF *	7:30 p.m.
Feb. 18	Pittsburgh *	8 p.m.
Feb. 21	at Cincinnati *	1 p.m.
Feb. 24	at St. John's *	6:30 p.m.
Feb. 28	at Seton Hall *	11 a.m.
Mar. 2	Louisville *	8:30 p.m.
Mar. 6	Notre Dame *	1 p.m.
Mar. 9-13	BIG EAST Championship	TBA

* - indicates BIG EAST Conference game
All game times CT subject to change.

in front of the

"The BIG EAST is a game of runs. Teams are going to have spurts and runs during different points of the game, but I think that spurt helped us a lot."

-- Darius Johnson-Odom on the team's second-half run against DePaul





MEDIA SERVICES

ASSOC. AD/MBB SID: . Scott Kuykendall
Email: . . . scott.kuykendall@marquette.edu
Work Phone: 414-288-4794
Cell Phone: 414-807-3490
DIR. of MEDIA RELATIONS: Luke LeNoble
Email: lucas.lenoble@marquette.edu
Work Phone: 414-288-6980
Cell Phone: 414-313-2238
Website: GoMarquette.com
Fax: 414-288-6519

CREDENTIALS

Credential requests are now available online by visiting <http://www.sportssystem.com/Marquette/>.

Requests will be confirmed or denied via email and may be picked up at the Al McGuire Center or at the arena control entrance of the Bradley Center on game day (beginning two hours before tip).

Please contact Scott Kuykendall with any questions.

PARKING

Parking is **NOT** available to home and visiting members of the media. There are several parking structures available within walking distance of the Bradley Center.

INTERVIEW POLICY

Please contact Scott Kuykendall to arrange an interview with Marquette head coach Buzz Williams, a member of the coaching staff or a player.

MU players will not disclose their home phone numbers or their cellular phone numbers so please do not request that information. Players have been asked to politely decline interviews that have not been cleared with the MU Media Relations Office. All telephone interviews will take place from either the Media Relations Office or the Men's Basketball Office. Player interviews will not be conducted on gamedays until standard post-game procedures occur.

Marquette practices are generally closed to the media. Please contact Kuykendall if you wish to attend practice. MU practices are scheduled from 3 p.m. to 6 p.m. on weekdays but are subject to change, so please contact Kuykendall in advance.

Charity Stripe Key In Victory Over DePaul

On a night when MU shot just 38 percent (19-of-50) as a team from the field, the squad was able to utilize the free throw line in the team's 80-69 victory over DePaul.

MU, which ranks second in the BIG EAST and 25th in the nation in free throw percentage (.740), finished the game 36-of-44 (81.8 percent) from the line. Junior forward Jimmy Butler led the way with a 14-of-16 effort from the charity stripe. Six of the nine players to see action made at least one attempts.

Marquette's 36 free throws were the most since knocking down 35-of-50 in a victory over Savannah State on Nov. 21, 2003. The 50 attempts in that contest set a school record and MU's 44 shots versus DePaul were the most by the team since that game.

Hayward Collects Double-Double In Limited Action

Senior Lazar Hayward had one of his more productive games at Marquette in the win over DePaul, collecting his 20th career double-double (sixth in 2009-10) in just 29 minutes of action.

The Buffalo, N.Y., native finished with 19 points and 14 rebounds while also chipping in three steals, two assists and a block. Five of his boards came at the offensive end.

Hayward and DePaul's Mac Koshwal are second to Notre Dame's Luke Harangody (62 double-doubles) among active BIG EAST players.

MU Values The Ball In Road Victory Over UConn

MU maximized its offensive opportunities in the victory over UConn last Saturday afternoon, turning the ball over a season-low three times against the Huskies in a narrow 70-68 victory.

The three miscues marked the lowest single-game total since turning it over on just three occasions in a 71-64 victory at Notre Dame last season. While each player to see action contributed to the minimal total, senior guards David Cubillan and Maurice Acker combine for 71 minutes of error-free court time. The duo also dished out 11 of the squad's 14 assists on the day.

Prior to the Notre Dame contest in 2008-09, the last time MU finished with less than three turnovers came in a 90-70 win over Butler on March 3, 1990. Former MU standout Tony Smith had 43 points in that contest.

Butler's Heroics Provide MU With Ranked Road Win

Junior forward Jimmy Butler's fadeaway jumper with 2.8 seconds left allowed MU to claim a 70-68 victory over No. 19/19 UConn.

The victory was the first on the road for the Golden Eagles against a top-25 opponent since they defeated Pittsburgh 77-74 in overtime in 2006-07.

Butler finished with a game-high 21 points and also chipped in seven rebounds in 37 minutes of action.

MU Sharing As A Group In 2009-10

The Golden Eagles currently rank second in the BIG EAST and fourth in the nation in assist-to-turnover ratio (1.51) through games of Feb. 4 (courtesy of Stats, Inc.) thanks to a collective team effort.

Six of the players on the roster have at least 33 assists through 22 games, led by senior guard Maurice Acker's 75 helpers. Senior guard David Cubillan is second on the team with 63 assists. Of the seven active players seeing at least 10 minutes of action per night, only one (Lazar Hayward) has more turnovers than assists in 2009-10.



INJURY REPORT

Player (Injury)	Status
Chris Otule (foot)	Out
Youssoupha Mbao (knee)	Out

STAT COMPARISON

	MU	PC
Overall Record:	14-8	12-10
Scoring Offense:	75.5	82.5
Scoring Defense:	63.0	78.8
3-PT FG Percentage:	42.4	32.8
FT Percentage:	74.0	68.0

INDIVIDUAL LEADERS

SCORING

MU	PC
Hayward ... 18.2	Peterson ... 18.3
Butler ... 15.2	Curry ... 15.2

REBOUNDING

MU	PC
Hayward ... 7.8	Peterson ... 10.0
Butler ... 6.6	Dixon ... 6.2

FIELD GOAL PERCENTAGE

MU	PC
Butler ... 56.7	Dixon ... 52.7
Fulce ... 47.8	Brooks ... 48.8

FREE THROW PERCENTAGE

MU	PC
Hayward ... 82.9	Curry ... 89.5
Fulce ... 80.0	Council ... 73.2

CAREER GAMES PLAYED

	Career Games	Career Starts	Consec. Games	Consec. Starts
Acker	90	17	29	6
Butler	57	22	57	22
Buycks	22	11	22	--
Cadougan	3	--	1	--
Cubillan	121	23	29	22
Frozena	26	--	--	--
Fulce	33	13	22	--
Hayward	126	106	126	90
Johnson-Odom	22	10	22	3
Mbao	10	--	--	--
Otule	12	1	--	--
Williams	13	--	4	--

PROBABLE STARTERS

Marquette

NAME	POS.	PPG.	RPG.	APG.	FG%	FT%
David Cubillan	G	5.8	1.5	2.9	.465	.700
Maurice Acker	G	8.5	1.5	3.4	.458	.742
Darius Johnson-Odom	G	12.9	2.2	2.4	.464	.656
Lazar Hayward	F	18.2	7.8	1.5	.432	.829
Jimmy Butler	F	15.2	6.6	2.0	.567	.787

Providence

NAME	POS.	PPG.	RPG.	APG.	FG%	FT%
Sharaud Curry	G	15.2	2.3	2.6	.400	.895
Jamine Peterson	G	18.3	10.0	1.1	.456	.570
Marshon Brooks	F	14.8	4.4	1.6	.488	.690
Brian McKenzie	F	6.0	4.2	0.7	.398	.536
Bilal Dixon	C	8.4	6.2	0.6	.527	.558

Hayward's Addition To Group Makes It A Trio

When senior Lazar Hayward grabbed his fifth rebound in the victory over Rutgers on Jan. 26, he immediately became a member of a highly exclusive trio at Marquette.

With his 800th career board, he joined just two other players in MU history to collect over 1,500 points and 800 rebounds. Only Don Kojis (1,504 points, 1,222 rebounds) and Bo Ellis (1,663 points, 1,085 rebounds) have accomplished that feat.

Hayward (currently 11th) recently passed Kojis (now 16th) on the all-time scoring list, but the former All-America selection and Ellis own the top-two positions on the rebounding list.

Hayward enters Wednesday's game with 1,643 points and 825 rebounds.

Acker Dialing Up Long Distance Charges In League Play

MU's collective effort from behind the 3-point line has allowed it to lead the nation in long distance percentage, but it would be tough to argue any player has been more important than senior guard Maurice Acker.

Since the start of BIG EAST play, Acker has knocked down a ridiculous 65.0 percent (19-of-29) of his treys. His recent 4-of-5 effort from behind the line versus Rutgers came three games after draining all six of his attempts in the win over Providence.

The Hazel Crest, Ill., native entered the season a career 35.2 percent (45-of-128) shooter from 3-point land and is knocking down 52.4 percent (33-of-63) overall in 2009-10.

As a result of his recent hot shooting, Acker is now tops in the BIG EAST in 3-point percentage (.524), just ahead of teammate Darius Johnson-Odom (.505), who is third.

Acker Finishes Perfect From 3-Point Land

Entering this season, on only five occasions had a MU player made at least five 3-pointers in a game without missing an attempt.

Following senior Maurice Acker's 6-of-6 effort from distance in the win over Providence on Jan. 17, the Golden Eagles have now accomplished that feat twice in 2009-10. Classmate David Cubillan drained all six of his treys earlier this month in the victory over Georgetown.

STATISTICAL COMPARISON

Team	G	FG	FGA	PCT	3PT	3PA	PCT	FT	FTA	PCT	REB	AVG	PF-DQ	A	TO	BS	ST	PTS	AVG
Providence	22	652	1499	.435	175	533	.328	336	494	.680	913	41.5	427-7	314	279	100	179	1815	82.5
Marquette	22	576	1248	.462	177	417	.424	333	450	.740	735	33.4	397-7	353	234	49	177	1662	75.5



MARQUETTE IN THE BIG EAST STATS

through games of 2/4

Team

SCORING OFFENSE:	.7th (75.5)
SCORING DEFENSE:	.3rd (63.3)
FT PERCENTAGE:	.2nd (74.0)
FG PERCENTAGE:	.6th (46.2)
ASSISTS:	.4th (16.0)
STEALS:	.5th (8.0)
BLOCKED SHOTS:	.16th (2.2)
FG PCT. DEFENSE:	.15th (44.2)
OFFENSIVE REBOUNDS:	.15th (11.5)
DEFENSIVE REBOUNDS:	.15th (21.9)
3-PT FG'S MADE:	.1st (177)

Individual

SCORING

Lazar Hayward	.7th (18.2 ppg.)
Jimmy Butler	.19th (15.2 ppg.)

FIELD GOAL PERCENTAGE

Jimmy Butler	.6th (.567)
--------------	-------------

3-POINT FIELD GOAL PERCENTAGE

Maurice Acker	.1st (.524)
Darius Johnson-Odom	.3rd (.505)

REBOUNDING

Lazar Hayward	.7th (7.8 rpg.)
Jimmy Butler	.17th (6.6 rpg.)

LED MARQUETTE IN ...

SCORING:	Hayward	10
	Butler	8
	Johnson-Odom	3
	Cubillan	1
	Acker	1
REBOUNDING:	Hayward	12
	Butler	8
	Buycks	3
	Fulce	1
	Johnson-Odom	2
ASSISTS:	Acker	8
	Cubillan	7
	Buycks	5
	Butler	3
	Johnson-Odom	2
STEALS:	Hayward	8
	Buycks	7
	Acker	4
	Fulce	4
	Butler	3
	Cubillan	3
	Johnson-Odom	2
	Acker	1

2009-10 MARQUETTE ROSTER

NO.	NAME	POS.	HT.	WT.	CL.	HOMETOWN
1	Darius Johnson-Odom	G	6-2	200	So.	Raleigh, N.C.
2	Maurice Acker	G	5-8	165	Sr.	Hazel Crest, Ill.
5	Junior Cadougan	G	6-1	205	Fr.	Toronto, Ontario
10	David Cubillan	G	6-0	175	Sr.	Maracaibo, Venezuela
12	Erik Williams	F	6-7	200	Fr.	Houston, Texas
21	Joseph Fulce	F	6-7	205	Jr.	Plano, Texas
23	Dwight Buycks	G	6-3	190	Jr.	Milwaukee, Wis.
32	Lazar Hayward	F	6-6	225	Sr.	Buffalo, N.Y.
33	Jimmy Butler	G/F	6-6	215	Jr.	Tomball, Texas
42	Chris Otule #	C	6-10	260	So.	Richmond, Texas
45	Robert Frozena *	G	6-1	190	Jr.	Sherwood, Wis.
55	Youssoupha Mbao	C	7-2	215	Fr.	Dakar, Senegal

* = walk-on # = out for season

Head Coach: Buzz Williams (Oklahoma City, 1994)

Assistant Coaches: Tony Benford (Texas Tech, 1992), Aki Collins (Clark Atlanta, 1997)
Scott Monarch (Mississippi Valley St., 1986)

Dir. of Basketball Operations: Bart Lundy (Winthrop, 1995)

Coor. of Basketball Operations: Brad Autry (NW Oklahoma St., 1991)

Basketball Technology Assistant: Jake Nelp (Colorado St., 2001)

Acker finished with a collegiate-best 23 points, finishing 8-of-9 from the field overall. He also chipped in two assists, a rebound and one steal. His point total marked a personal-best at MU. Acker did collect 23 points as a freshman at Ball State in 2005-06 in a contest at Kent State. The Hazel Crest, Ill., native claimed Mid-American Conference Freshman of the Year accolades that year.

Winning Margin Rare In League Play

With the familiarity conference opponents have with each other, a high percentage of league matchups remain tightly contested outings.

MU's five setbacks in BIG EAST play this season, by a total of just 11 points, is a perfect example of the small margin for error.

Marquette's 30-point win over Providence was a rare occurrence not only for the Golden Eagles, but the league in general. In 78 BIG EAST contests since 2005-06, Marquette has claimed wins of 30-or-more points just three times.

MU downed Rutgers on Feb. 23, 2008 by a score of 78-48 and defeated Cincinnati (Jan. 4) in 2008-09 by a margin of 34 points (84-50).

Marquette's 93 points marked the most in conference play since the team dispatched of Georgetown at the Bradley Center on Jan. 6, 2009. That game was also the last time MU had three players (Lazar Hayward, Wesley Matthews, Jerel McNeal) score at least 20 points in a single game. Hayward, Darius Johnson-Odom and Jimmy Butler each netted at least 20 points in the victory over the Friars.

Williams Collects 50th Career Victory

Marquette's 93-63 victory over Providence marked the 50th career win for head coach Buzz Williams as a program mentor.

Williams currently owns an overall record of 53-35 in just over two years as a head coach. He is 39-18 at Marquette after posting a 14-win campaign at New Orleans in 2006-07.



Associated Press Top 25

1. Kansas (54) 20-1	1,605
2. Villanova (4) 19-1	1,534
3. Syracuse (6) 21-1	1,506
4. Kentucky (1) 20-1	1,460
5. Michigan State 19-3	1,367
6. West Virginia 17-3	1,230
7. Georgetown 16-4	1,204
8. Purdue 18-3	1,182
9. Texas 18-3	1,069
10. Kansas State 17-4	1,025
10. Duke 17-4	1,025
12. Brigham Young 21-2	748
13. Ohio State 16-6	677
14. Tennessee 16-4	655
15. New Mexico 20-3	636
16. Wisconsin 16-5	585
17. Gonzaga 17-4	541
18. Vanderbilt 16-4	502
19. Temple 18-4	495
20. Baylor 16-4	461
21. Georgia Tech 16-5	459
22. Pittsburgh 16-5	278
23. Butler 18-4	216
24. Northern Iowa 19-2	193
25. Mississippi 16-5	132

Others Receiving Votes

Florida State 77, Cornell 39, UAB 32, Wake Forest 31, Xavier 31, Siena 19, Rhode Island 17, UNLV 16, Clemson 16, Missouri 13, Charlotte 12, **Marquette 10**, Saint Mary's 9, UTEP 7, Wichita State 5, Oklahoma State 3, Maryland 2, George Mason 1.

ESPN/USA Today Top 25

1. Kansas (26) 20-1	769
2. Villanova (4) 19-1	735
3. Kentucky (1) 20-1	705
4. Syracuse 21-1	703
5. Michigan State 19-3	652
6. West Virginia 17-3	596
7. Purdue 18-3	552
8. Georgetown 16-4	550
9. Duke 17-4	503
10. Texas 18-3	495
11. Kansas State 17-4	433
12. Brigham Young 21-2	432
13. Gonzaga 17-4	351
14. Tennessee 16-4	330
15. Butler 18-4	297
16. Wisconsin 16-5	277
17. Temple 18-4	253
18. Ohio State 16-6	245
19. Georgia Tech 16-5	211
20. Vanderbilt 16-4	160
21. Pittsburgh 16-5	133
22. Northern Iowa 19-2	129
23. New Mexico 20-3	125
24. Baylor 16-4	109
25. Cornell 18-3	53

Others Receiving Votes

Mississippi 52, Clemson 49, Florida State 34, Missouri 32, UAB 21, Saint Mary's 18, Xavier 15, Rhode Island 11, UNLV 11, Siena 8, Connecticut 6, Maryland 5, Louisiana Tech 4, Virginia Tech 4, Tulsa 3, California 2, Oklahoma State 2.

HOW MU'S OPPONENTS HAVE FARED

OPPONENT (DATE)	W	L	LAST GAME	NEXT GAME
Centenary (11/13)	6	17	L, 75-64 @ Oakland	2/6 @ IPFW
Maryland Eastern Shore (11/17)	6	15	L, 79-65 vs. Hampton	2/6 @ Norfolk St.
Grambling (11/21)	4	13	L, 93-83 @ MVSU	2/6 vs. Southern
South Dakota (11/24)	12	9	W, 72-71 @ UTPA	2/5 @ SIU-Edwardsville
Xavier (11/26)	16	6	W, 87-79 @ UMass	2/6 @ Dayton
Michigan (11/27)	11	11	L, 67-52 @ Northwestern	2/6 vs. Wisconsin
Florida St. (11/29)	16	6	L, 71-67 vs. Maryland	2/6 vs. Miami
NC St. (12/5)	14	9	L, 59-47 @ Virginia	2/6 @ Georgia Tech
Milwaukee (12/8)	13	10	L, 73-66 vs. Butler	2/6 @ Green Bay
Wisconsin (12/12)	17	5	W, 67-49 vs. Michigan St.	2/6 @ Michigan
North Florida (12/19)	10	12	L, 71-63 vs. Jacksonville	2/5 @ Lipscomb
Presbyterian (12/27)	4	20	L, 97-78 @ VMI	2/4 @ Liberty
West Virginia (12/29)	16	3	W, 70-51 vs. Pittsburgh	2/6 @ St. John's
Villanova (1/2, 1/9)	19	1	W, 81-71 vs. Seton Hall	2/6 @ Georgetown
Georgetown (1/6)	16	4	L, 72-64 vs. USF	2/6 vs. Villanova
Providence (1/17, 2/6)	12	9	L, 85-68 @ Syracuse	2/6 vs. MU
DePaul (1/20, 2/3)	8	13	L, 80-69 @ MU	2/6 @ UConn
Syracuse (1/23)	21	1	W, 85-68 vs. Providence	2/7 @ Cincinnati
Rutgers (1/26)	10	11	W, 84-72 vs. St. John's	2/6 @ Louisville
Connecticut (1/30)	13	8	L, 82-69 @ Louisville	2/6 vs. DePaul
USF (2/13)	14	7	W, 72-64 @ Georgetown	2/7 @ Notre Dame
Pittsburgh (2/18)	16	5	L, 70-51 @ West Virginia	2/6 vs. Seton Hall
Cincinnati (2/21)	14	8	L, 83-65 @ Notre Dame	2/7 vs. Syracuse
St. John's (2/24)	12	8	L 84-72 @ Rutgers	2/6 vs. West Virginia
Seton Hall (2/28)	12	7	L, 81-71 @ Villanova	2/6 @ Pittsburgh
Louisville (3/2)	13	8	W, 82-69 vs. UConn	2/6 vs. Rutgers
Notre Dame (3/6)	16	7	W, 83-65 vs. Cincinnati	2/7 vs. USF

Is Key To Victory Field Goal Percentage?

Head coach Buzz Williams has stressed defense since he took over the reigns of the program and that focus, along with offensive efficiency, has played a key role in the team's success during his tenure.

Dating back to the start of last season, the Golden Eagles are 28-0 when finishing the game with a field goal percentage even-or-better than their opponents. That includes a 11-0 mark in 2009-10.

Since 2008-09, MU has finished 50 percent-or-better from the field on 18 occasions and owns a 17-1 record (lone loss came at Villanova, 102-84) in those outings.

Last season's squad, which featured four 1,000 point scorers, knocked down at least 50 percent of its shots just 10 times all year. So far in 2009-10, the team has already accomplished that feat on eight occasions.

The victory over Georgetown on Jan. 6 marked the first time in 2009-10 that MU was victorious when its opponent shot better from the field. The Hoyas made 48.9 percent of their shots while the Golden Eagles were able to connect on just 38.9 percent of their opportunities.

MU also tallied a win at No. 19/19 UConn after shooting just 38.1 percent from the floor and defeated DePaul on Wednesday following a 38.0 percent effort from the field.



The "Inside Marquette Basketball with Buzz Williams" television program is on Sports32 this season, debuting Nov. 11. The show will air on Tuesdays at 5 p.m. and 10:30 p.m.

The 30-minute program is hosted by Dennis Krause and features behind-the-scenes access to the Marquette men's basketball program.

"The Marquette Basketball Hour with Buzz Williams" radio program airs from 6-7 p.m. CT Monday nights on ESPN Radio 540 AM.



Steve "The Homer" True, the voice of the Golden Eagles, hosts the hour-long broadcast from The Annex and 540 ESPN's studio. Head coach Buzz Williams, players, members of the coaching staff and special guests are featured.

RESULT BREAKDOWN

Record	Overall	BE
Home:	11-2	4-1
Away:	1-5	1-4
Neutral:	2-1	--
TOTALS	14-8	5-5

Record By Month

Record	Overall	BE
November:	6-1	--
December:	3-3	0-1
January:	4-4	4-4
February:	1-0	1-0
March:	--	--
TOTALS	14-8	5-5

Record By Starting Lineup

Cubillan, Buycks, Fulce	4-3
Hayward, Butler	
Cubillan, Buycks, Otule	1-0
Hayward, Butler	
Cubillan, Johnson-Odom, Fulce	2-0
Hayward, Butler	
Cubillan, Johnson-Odom, Buycks	1-2
Hayward, Butler	
Cubillan, Acker, Fulce	2-2
Hayward, Butler	
Cubillan, Johnson-Odom, Acker	4-1
Hayward, Butler	

Hayward Moves Into Top-15 On Scoring List

Senior Lazar Hayward continues to collect double-digit scoring performances and as a result his climb up the school's all-time scoring list continues.

Hayward now owns 1,643 career points, good enough for 11th on the career list. The Buffalo, N.Y., native's move up the rankings now takes aim at former great Damon Key, who owns the 10th position with 1,647 points.

Hayward will join former teammates Jerel McNeal (1st, 1,985), Dominic James (3rd, 1,749) and Wesley Matthews (8th, 1,673) in the top-10.

Top Scorers		
1.	1985	Jerel McNeal 2005-09
2.	1773	George Thompson 1966-69
3.	1749	Dominic James 2005-09
4.	1735	Butch Lee 1974-78
5.	1691	Travis Diener 2001-05
6.	1690	Brian Wardle 1997-01
7.	1688	Tony Smith 1986-90
8.	1673	Wesley Matthews 2005-09
9.	1663	Bo Ellis 1973-77
10.	1647	Damon Key 1990-94
11.	1643	LAZAR HAYWARD 2006-10

Golden Eagles Claim 10th BIG EAST Win, Again

MU claimed the team's 10th league victory of 2008-09 with a 73-59 decision over St. John's, reaching the 10-win mark for the fourth-straight year.

Marquette finished with 12 league victories, which marked the highest total since the program joined the BIG EAST.

Of the 16 teams in the BIG EAST since 2005-06, only MU and Pittsburgh have captured at least 10 victories in each of the the last four campaigns.

Cubillan Member Of Venezuelan Quartet

Senior David Cubillan is one of just four native Venezuelans competing at the NCAA Division I level in 2009-10.

The Maracaibo, Venezuela, native joins fellow countrymen Greg Echenique (Creighton), Greivis Vasquez (Maryland) and Luis Valera (Texas-Pan American) to form a quartet of players participating at a program in the top collegiate level.

2009-10 Roster Reaches Both Ends Of The Spectrum

Marquette's 2009-10 roster features players at both ends of the height spectrum among the 16 teams in the BIG EAST Conference.

Officially listed at 5-7, senior Maurice Acker is the shortest player in the league and Youssoupha Mbao, who checks in at 7-2, is tied with DePaul's Kene Obi as the tallest player in the conference.

Mbao is the tallest player to suit up for Marquette since Jim McIlvaine in 1993-94.

Trio Of Nationally Ranked Recruits To Join MU

Head coach Buzz Williams announced the signing of a trio of nationally ranked prospects this past week with the addition of prep standouts **Vander Blue, Jamail Jones and Reggie Smith.**

BLUE is a consensus top-40 prospect according to the national recruiting outlets, including a ranking of 22nd among players in the 2010 class by Rivals.com. He is ranked 27th by Scout.com and HoopScoopOnline.com, 34th in the ESPNU 100 and 35th by Hoopmasters.com. Blue was also tabbed the top player in the state of Wisconsin in 2009-10 by ESPN.com.

JONES is considered one of the nation's top prospects by several recruiting services. He is ranked 61st by ESPN.com's ESPNU 100, 65th by Rivals.com, 74th by Hoopmasters.com and 112th by HoopScoopOnline.com.

SMITH is ranked 105th overall and 26th among point guards in the 2010 class by Rivals.com, 121st by HoopScoopOnline.com and is tabbed the 35th-best point guard in the class by Scout.com.



Buzz Williams

**Head Coach | Second Season
Oklahoma City, 1994**

25 victories. 12 BIG EAST Conference wins. 2 all-league players. 1 NCAA Championship appearance and victory. 1 nationally ranked recruiting class.

Each of the impressive accomplishments listed above, as well as numerous others, were recorded during head coach Buzz Williams' first season leading the Marquette University men's basketball program.

The Golden Eagles' performance in 2008-09 mirrored that of a program firmly established in the tenure of a successful head coach, not that of a team under the direction of a first-year mentor.

Williams directed MU to a 25-10 overall record last season, which included a school-record 12 BIG EAST victories. The Golden Eagles advanced to the second round of the NCAA Championship and were ranked among the nation's top-25 teams the entire campaign. A pair of players, Jerel McNeal and Wesley Matthews, claimed all-league accolades and McNeal also claimed All-America honors.

Off the court, Williams and his staff assembled a consensus top-25 recruiting class, a group rated as high as No. 1 in the country by HoopScoopOnline.com. The program's community service efforts have also reached new heights under Williams, highlighted by "Buzz's Bunch." This group, founded by Williams, focuses on providing opportunities for special needs children to attend games and summer camps. The Golden Eagles have also continued and strengthened their long-standing relationships with Children's Hospital as well as Special Olympics.

In 2007-08, Williams served as an assistant coach with the Golden Eagles in his first season at Marquette. MU concluded the year 25-10 and advanced to the second round of the NCAA Tournament for the first time since 2003.

His coaching career has included stints as an assistant, associate head and head coach. He has nearly 15 years of experience at the NCAA Division I level. Williams has recruited and coached over 20 players who have earned all-conference accolades, including one league player of the year, two conference freshmen of the year and an Associated Press All-American (McNeal).

Williams arrived in Milwaukee after serving for one season as the head coach at the University of New Orleans. He guided the Privateers to a 14-win campaign in 2006-07 and his roster featured Bo McCalebb, the Sun Belt Conference Player of the Year. UNO claimed fourth place in the Sun Belt's Western Division and advanced to the league tournament quarterfinals. The squad claimed as many victories on the road that season as it had in the previous three seasons combined. His recruiting class for the 2007-08 season was ranked in the top 50 nationally by HoopScoopOnline.com.

Prior to UNO, Williams served as an assistant coach and recruiting coordinator at Texas A&M for two seasons (2004-05/2005-06) under head coach Billy Gillispie. Both of his recruiting classes with the Aggies were ranked among the best in the nation and featured some of the top-ranked talent at the prep level. The squad made its first NCAA Tournament appearance in 25 years in 2005-06 and the previous team posted the top turnaround in the nation, improving its win total in 2004-05 by 14 games.

Williams spent four seasons (2000-01/2003-04) at Colorado State, serving as an assistant the first three seasons before being promoted to associate head coach in 2003-04. Two of his recruiting classes were ranked among the 40-best in the nation, including the 2003 group, which was tabbed No. 1 in the Mountain West Conference.

Colorado State made its first NCAA Tournament appearance in 13 years during his tenure and he was named one of the top assistants in the country by HoopScoopOnline.com. Williams was previously an assistant at Northwestern State (1999-2000), Texas A&M-Kingsville (1998-99) and UT-Arlington (1994-98).

Williams signed the highest-rated recruiting class in the history of the Southland Conference while at Northwestern State. The Demons advanced to their first ever NCAA Tournament the following season and two of his recruited players were named all-conference, while one was tabbed Southland Conference Tournament MVP.

His accomplishments at Texas A&M-Kingsville include signing the 1998-99 Lone Star Conference Freshman of the Year and a third team All-America guard.

At Texas-Arlington, Williams recruited a Southland Conference Freshman of the Year and signed the first Academic All-American in the school's history. Williams was a student assistant

Williams' Career Record

UALR.....	2-1	North Florida.....	1-0
Arkansas St.....	0-2	NC St.....	1-1
Centenary.....	1-0	North Texas.....	2-0
Central Michigan.....	1-0	Northern Iowa.....	1-0
Chicago St.....	1-0	Northwestern St.....	0-1
Cincinnati.....	1-0	Notre Dame.....	1-0
Connecticut.....	1-1	Pittsburgh.....	0-1
Dayton.....	0-1	Presbyterian.....	2-0
Denver.....	2-0	Providence.....	2-0
DePaul.....	3-1	Rutgers.....	2-0
Florida Atlantic.....	0-2	St. John's.....	2-0
Florida International.....	1-0	Seton Hall.....	1-0
Florida St.....	0-2	South Alabama.....	0-1
Georgetown.....	3-0	South Dakota.....	1-0
Grambling St.....	1-0	USF.....	0-1
Hampton.....	0-1	Syracuse.....	0-2
Houston Baptist.....	1-0	Tennessee.....	0-1
IPFW.....	1-0	Texas Southern.....	1-0
Jacksonville St.....	1-0	UT-Tyler.....	1-0
Lamar.....	1-0	Troy.....	1-0
UL-Lafayette.....	1-1	Tulane.....	1-1
UL-Monroe.....	1-1	Utah St.....	1-0
Louisville.....	0-1	Vermont.....	0-1
Maryland Eastern Shore.....	1-0	Villanova.....	1-4
Michigan.....	1-0	West Virginia.....	1-1
Middle Tennessee St.....	0-1	Western Carolina.....	1-0
Milwaukee.....	2-0	Western Kentucky.....	0-1
Mississippi.....	0-1	Wisconsin.....	1-1
Mississippi St.....	0-1	Xavier.....	1-0
Missouri.....	0-1	TOTALS.....	53-35

coach from 1992-94 at Oklahoma City University where he assisted the team to the 1994 NAIA championship after it advanced to the Sweet 16 the previous year.

Williams served as a student assistant from 1990-92 at Navarro College (Corsicana, Texas) where the team won consecutive conference titles while sporting a 45-17 record during his tenure. He began his undergraduate career under mentor Lewis Orr, who was inducted into the National Junior College Athletic Association Hall of Fame in 2009 after a 37-year career at the junior college level.

The Van Alstyne, Texas, native earned a bachelor's degree in kinesiology from Oklahoma City University in 1994 before completing his master's work at Texas A&M-Kingsville in 1999.

Williams is married to the former Corey Norman and the couple has two daughters, Zera (7) and Addyson (1), and two sons, Calvin (6) and Mason (3).

Coaching Career

2008-09	Head Coach	Marquette	NCAA Second Round
2007-08	Assistant Coach	Marquette	NCAA Second Round
2006-07	Head Coach	New Orleans	
2004-05/2005-06	Assistant Coach	Texas A&M	NCAA Second Round (2005-06) NIT Third Round (2004-05)
2003-04	Associate Head Coach	Colorado State	
2000-01/2002-03	Assistant Coach	Colorado State	NCAA First Round (2002-03)
1999-00	Assistant Coach	Northwestern State	
1998-99	Assistant Coach	Texas A&M-Kingsville	
1994-95/1997-98	Assistant Coach	Texas-Arlington	
1992-93/1993-94	Student Assistant Coach	Oklahoma City Univ.	
1990-91/1991-92	Student Assistant Coach	Navarro College	


Williams File

Birth Date:	September 1, 1972
Hometown:	Van Alstyne, Texas
Family:	Corey (wife) and children Zera (7), Calvin (6), Mason (3) and Addyson (1)
Education:	Texas A&M-Kingsville, 1999 (Master's in Kinesiology) Oklahoma City Univ., 1994 (Bachelor's in Kinesiology)

Marquette Game Notes



dariusjohnson-odom



So. | 6-2 | 200 | Guard
Raleigh, NC
Wakefield HS/Hutchinson CC

mauriceacker




Sr. | 5-8 | 165 | Guard
Hazel Crest, IL
Hillcrest HS/Ball State

juniorcadougan




Fr. | 6-1 | 205 | Guard
Toronto, Canada
Christian Life Center Academy

davidcubillan



Sr. | 6-0 | 175 | Guard
Maracaibo, Venezuela
St. Benedict's Prep

erikwilliams



Fr. | 6-7 | 200 | Forward
Houston, TX
Cypress Springs HS

josephfulce



Jr. | 6-7 | 205 | Forward
Plano, TX
Plano HS/Tyler JC

dwightbuycks




Jr. | 6-3 | 190 | Guard
Milwaukee, WI
Bay View HS/Indian Hills JC

lazarhayward



Sr. | 6-6 | 225 | Forward
Buffalo, NY
Notre Dame Prep

jimmybutler



Jr. | 6-6 | 215 | Guard
Tomball, TX
Tomball HS/Tyler JC

chrisotule




So. | 6-10 | 260 | Center
Richmond, TX
Ft. Bend Bush HS

robertfrozena



Jr. | 6-1 | 190 | Guard
Sherwood, WI
St. Mary Central HS

youssouphambao



Fr. | 7-2 | 215 | Center
Dakar, Senegal
Stoneridge Prep

buzzwilliams



Head Coach
Second Year at Marquette
Oklahoma City, 1994

Pronunciation Guide

Dwight Buycks	bikes
Junior Cadougan	cah-do-gan
David Cubillan	dah-veed coo-bee-yahn
Lazar Hayward	lah-zahr
Joseph Fulce	fuhlse
Youssoupha Mbao	you-sof-a m-bow
Chris Otule	oh-tool-ay

Marquette Game Notes



Page 9

MSOE 47, Marquette 106 (Exhibition)												
Nov. 7, 2009						Milwaukee, Wis.						
MSOE	min	fg-a	3fg-a	ft-a	reb	ast	to	bk	st	pf	pts	
Luke Larson	14	1-5	0-1	0-0	1	1	5	0	2	2	2	2
Austin Meier	28	1-4	0-1	0-0	1	4	3	0	1	2	2	2
Jeremy Orr	21	3-6	1-2	0-0	8	0	2	0	0	4	7	7
Austin Keams	17	0-1	0-1	0-0	0	0	1	0	0	1	0	0
Bennett Deacon	19	2-5	1-3	0-0	1	1	3	0	0	0	5	5
Alex Ahola	9	0-4	0-4	0-0	0	0	1	0	1	0	0	0
Joe Cap	2	0-1	0-1	0-0	0	0	0	0	0	0	0	0
Rob Linzmeier	19	4-7	3-5	0-0	1	2	2	0	1	0	11	11
Tyler Morgan	20	2-2	2-2	4-4	0	4	5	0	1	2	10	10
Imani Graham	19	1-3	0-1	3-4	3	1	2	0	0	4	5	5
Mike Ricciardi	13	1-4	1-3	0-0	2	0	0	0	0	1	3	3
Bob Wilson	12	0-4	0-0	2-2	2	0	0	0	0	1	2	2
Eric Bohrer	7	0-1	0-0	0-2	2	0	0	1	0	2	0	0
Team					1							
Totals	15-47	8-24	9-12	20	13	25	1	6	19	47		
MARQUETTE	min	fg-a	3fg-a	ft-a	reb	ast	to	bk	st	pf	pts	
Joseph Fulce	17	2-5	0-0	2-2	6	5	1	0	0	1	6	6
Lazar Hayward	17	8-10	4-5	4-4	2	2	2	0	3	4	24	24
Jimmy Butler	19	3-6	1-1	7-8	10	0	0	1	2	0	14	14
Maurice Acker	28	1-7	0-3	1-2	4	2	2	0	0	0	3	3
David Cubillan	24	5-7	2-3	0-0	4	9	0	0	4	1	12	12
Darius Johnson-Odom	12	2-4	1-2	0-0	3	0	0	1	1	5	5	5
Erik Williams	8	2-4	0-0	0-0	2	0	1	1	0	2	4	4
Dwight Buycks	23	5-7	1-1	4-4	3	2	0	0	2	0	15	15
Jeronne Maymon	16	2-5	0-0	3-6	7	0	1	0	4	1	7	7
Chris Otule	16	6-8	0-0	2-5	5	0	2	1	0	2	14	14
Robert Frozena	6	1-1	0-0	0-0	1	1	0	0	0	2	2	2
Youssoupha Mbaou	14	0-1	0-0	0-0	1	0	2	0	0	2	0	0
Team					3							
Totals	37-65	9-15	23-31	48	24	11	3	16	14	106		

Halftime: MU 53-25. **Dead Ball Rebounds:** MU 2-1.
Technical: None. **Officials:** John Higgins, Paul Janssen, Lamar Simpson. **Attendance:** 13,821.

Centenary 62, Marquette 85												
Nov. 13, 2009						Milwaukee, Wis.						
CENTENARY	min	fg-a	3fg-a	ft-a	reb	ast	to	bk	st	pf	pts	
Jerrald Bonham	25	3-6	0-0	3-3	4	3	3	1	0	5	9	9
Roman Turner	26	0-5	0-3	4-4	0	3	2	0	1	5	4	4
David Perez	34	8-16	4-10	5-5	1	3	0	2	0	25	25	25
Daman Starring	37	0-8	0-3	5-6	6	3	5	0	2	2	5	5
Maxx Nakwaasah	28	2-5	0-2	0-0	5	0	3	0	2	4	4	4
Leo Davis	7	0-2	0-1	0-0	1	1	1	0	0	1	0	0
Matt Marseille	32	4-8	2-4	1-2	2	2	1	0	0	2	11	11
Travis Sims	11	1-1	1-1	0-0	0	0	0	0	0	0	3	3
David Swartz	9	0-2	0-2	1-2	3	0	1	0	0	5	1	1
Jeron Trotman	1	0-0	0-0	0-0	1	0	0	0	0	0	0	0
Team					3							
Totals	18-53	7-26	19-22	26	15	17	1	7	24	62		
MARQUETTE	min	fg-a	3fg-a	ft-a	reb	ast	to	bk	st	pf	pts	
Joseph Fulce	20	1-4	0-1	3-4	6	1	0	2	2	3	5	5
Lazar Hayward	18	4-10	0-3	1-1	5	2	3	0	0	4	9	9
Jimmy Butler	32	11-16	0-0	5-5	13	2	1	1	1	1	27	27
David Cubillan	28	3-6	0-3	0-2	1	6	1	0	1	1	6	6
Dwight Buycks	29	2-7	1-3	2-2	5	4	1	0	2	2	7	7
Darius Johnson-Odom	23	3-6	2-5	2-2	2	1	2	0	1	3	10	10
Maurice Acker	19	5-9	0-1	1-2	1	4	1	0	1	4	11	11
Erik Williams	2	0-0	0-0	1-2	1	0	0	1	0	1	1	1
Jeronne Maymon	21	3-4	0-0	3-4	5	0	3	0	1	2	9	9
Chris Otule	6	0-1	0-0	0-2	1	0	2	1	0	2	0	0
Robert Frozena	2	0-0	0-0	0-0	0	0	0	0	0	0	0	0
Team					3							
Totals	32-63	3-16	18-26	43	20	14	5	9	23	85		

Halftime: MU 40-29. **Dead Ball Rebounds:** MU 3-2.
Technical: None. **Officials:** Tim Higgins, Mike Roberts, James Breeding. **Attendance:** 14,093.

UMES 60, Marquette 86												
Nov. 17, 2009						Milwaukee, Wis.						
UMES	min	fg-a	3fg-a	ft-a	reb	ast	to	bk	st	pf	pts	
Neal Pitt	30	1-5	0-1	2-2	8	0	1	1	1	3	4	4
Lyvann Obama-Obama	14	0-1	0-0	0-0	0	0	1	0	0	1	0	0
Kevin White	36	2-9	0-3	2-2	0	11	7	0	0	1	6	6
Hillary Haley	32	8-16	2-3	4-4	2	1	4	0	1	2	22	22
Mark Robertson	33	5-9	5-8	0-1	1	1	3	2	2	1	15	15
Jamal Edwards	2	0-0	0-0	0-0	0	0	0	0	0	0	0	0
Sean Berry	16	1-1	0-0	1-3	3	0	1	1	0	2	3	3
Josh Bright	2	0-1	0-1	2-2	0	0	1	0	0	0	2	2
Tim Burns	18	2-4	0-1	0-0	4	0	0	0	0	0	4	4
James Cotton	14	1-2	0-0	0-1	4	1	1	0	0	2	2	2
Tyler Hines	2	0-3	0-0	0-0	2	0	0	0	0	1	0	0
Robert Tucker	1	1-1	0-0	0-0	1	0	0	0	0	1	2	2
Team					4							
Totals	21-52	7-17	11-15	29	14	19	4	4	14	60		
MARQUETTE	min	fg-a	3fg-a	ft-a	reb	ast	to	bk	st	pf	pts	
Joseph Fulce	6	0-0	0-0	0-0	1	0	0	1	0	1	0	0
Lazar Hayward	30	12-20	1-5	3-4	8	2	0	0	2	3	28	28
Jimmy Butler	34	4-5	3-3	2-2	7	3	1	0	2	4	13	13
David Cubillan	33	5-8	2-5	0-0	3	6	1	0	1	1	12	12
Dwight Buycks	25	4-8	2-4	2-3	3	3	3	0	2	1	12	12
Darius Johnson-Odom	12	1-6	1-5	0-0	1	1	1	0	1	1	3	3
Maurice Acker	25	3-8	1-4	1-2	1	4	1	0	3	1	8	8
Jeronne Maymon	22	1-4	0-0	2-4	6	2	1	0	0	2	4	4
Chris Otule	11	3-4	0-0	1-1	3	0	1	3	0	2	6	6
Robert Frozena	2	0-0	0-0	0-0	1	0	0	0	0	1	0	0
Team					2							
Totals	33-63	10-26	10-16	36	21	9	4	11	17	86		

Halftime: MU 40-33. **Dead Ball Rebounds:** 2-2.
Technical: None. **Officials:** John Gaffney, Todd Williams, Gene Steratore. **Attendance:** 13,511.

Grambling St. 41, Marquette 87												
Nov. 21, 2009						Milwaukee, Wis.						
Grambling St.	min	fg-a	3fg-a	ft-a	reb	ast	to	bk	st	pf	pts	
George Akpele	19	2-5	0-0	0-0	4	0	2	2	1	3	4	4
Ariece Perkins	38	6-11	1-3	7-8	8	2	7	0	2	0	20	20
Demarcus Blunt	8	0-3	0-0	0-0	1	0	0	0	1	2	0	0
Tomez Young	28	3-9	1-4	3-4	3	2	1	0	2	3	10	10
Lance Fuertado	26	2-8	0-2	0-0	4	0	2	0	0	4	4	4
Allan Saint-Gelais	1	0-0	0-0	0-0	0	0	0	0	0	0	0	0
Donald Qualls	21	1-5	1-4	0-0	1	1	1	0	1	2	3	3
Terdarin Bryson	16	0-3	0-2	0-0	1	0	3	0	1	0	0	0
Maurice Wilkerson	21	0-0	0-0	0-0	2	0	1	1	0	4	0	0
Kevin Loyd	22	0-4	0-2	0-0	1	0	5	0	1	1	0	0
Team					3							
Totals	14-48	3-17	10-12	28	5	22	4	8	20	41		
MARQUETTE	min	fg-a	3fg-a	ft-a	reb	ast	to	bk	st	pf	pts	
Lazar Hayward	20	5-12	0-2	2-2	5	4	1	0	2	4	12	12
Jimmy Butler	27	4-5	1-2	6-7	2	3	0	0	2	1	15	15
Chris Otule	8	2-3	0-0	1-3	2	0	0	1	0	1	5	5
David Cubillan	30	3-10	1-4	1-1	6	1	3	0	5	1	8	8
Dwight Buycks	29	4-8	2-3	0-1	10	7	3	0	1	1	10	10
Darius Johnson-Odom	16	3-5	3-4	4-4	1	2	1	0	1	1	13	13
Maurice Acker	17	3-6	2-3	1-2	3	4	2	0	1	1	9	9
Erik Williams	12	3-5	0-1	0-0	3	0	0	0	1	1	6	6
Joseph Fulce	21	2-4	0-1	1-2	5	0	2	1	1	0	5	5
Jeronne Maymon	11	0-1	0-0	0-0								

Marquette Game Notes



Page 10

Michigan 65, Marquette 79

Nov. 27, 2009 Orlando, Fla.

Michigan	min	fg-a	3fg-a	ft-a	reb	ast	to	bk	st	pf	pts
Zack Novak	31	1-2	0-1	1-2	5	3	0	0	0	4	3
DeShawn Sims	31	3-10	0-2	2-2	6	0	3	2	3	1	8
Manny Harris	38	9-16	0-4	4-6	8	4	1	0	0	1	22
Darius Morris	28	1-5	0-0	0-0	1	3	2	0	0	4	2
Laval Lucas-Perry	26	4-7	2-4	2-4	2	0	1	0	1	3	12
Stu Douglass	20	2-7	0-5	1-1	0	2	1	0	1	0	5
Eso Akunne	1	0-0	0-0	0-0	0	0	0	0	0	1	0
Anthony Wright	9	1-2	0-1	0-0	1	0	1	0	0	1	2
Matt Vogrich	6	1-1	1-1	0-0	0	1	0	0	0	1	3
Zack Gibson	10	3-5	0-2	2-3	3	1	0	0	0	1	8
Team					1						
Totals	25-55	3-20	12-18	27	14	9	2	5	17	65	

MARQUETTE	min	fg-a	3fg-a	ft-a	reb	ast	to	bk	st	pf	pts
Lazar Hayward	29	7-17	1-6	7-8	9	1	3	0	0	4	22
Jimmy Butler	35	5-9	0-0	7-8	9	2	2	0	2	2	17
Darius Johnson-Odom	35	5-9	2-4	2-3	4	3	2	0	1	2	14
David Cubillan	28	1-2	1-2	0-0	2	0	0	0	0	3	3
Dwight Buycks	28	6-10	0-1	1-1	3	2	2	0	0	5	13
Maurice Acker	29	3-5	2-4	0-1	0	4	0	1	2	1	8
Joseph Fulce	3	0-0	0-0	0-0	0	1	0	0	0	1	0
Jeronne Maymon	13	1-1	0-0	0-0	3	0	1	0	0	2	2
Team					3						
Totals	28-53	6-17	17-21	33	15	10	1	5	20	79	

Halftime: MU 44-35. Dead Ball Rebounds: UM 4-0. Technicals: None. Officials: Rick Hartzell, Rick Crawford, John Higgins. Attendance: 3,660.

Florida St. 57, Marquette 56

Nov. 29, 2009 Orlando, Fla.

Florida St.	min	fg-a	3fg-a	ft-a	reb	ast	to	bk	st	pf	pts
Chris Singleton	32	7-13	2-3	2-5	10	3	3	1	4	4	18
Ryan Reid	16	1-2	0-0	0-0	1	1	3	1	0	2	2
Solomon Alabi	22	4-7	0-0	0-0	7	0	3	2	2	1	8
Deividus Dulkyis	23	2-6	0-4	0-0	1	2	1	1	1	4	4
Derwin Kitchen	31	6-13	2-5	0-0	5	1	1	0	1	0	14
Xavier Gibson	11	1-1	0-0	0-1	3	1	2	0	1	1	2
Jordan Demercy	19	2-3	0-0	1-2	6	0	1	0	1	3	5
Luke Louks	22	1-3	0-1	0-0	3	4	2	0	2	2	2
Michael Snaer	24	1-9	0-3	0-0	1	1	3	0	0	0	2
Team					1						
Totals	25-57	4-16	3-8	38	13	19	5	12	17	57	

MARQUETTE	min	fg-a	3fg-a	ft-a	reb	ast	to	bk	st	pf	pts
Lazar Hayward	28	9-22	1-5	2-2	10	0	4	1	4	3	21
Jimmy Butler	34	3-6	0-0	4-12	11	0	3	0	2	1	10
Darius Johnson-Odom	33	6-11	3-6	2-3	1	0	2	0	3	3	17
David Cubillan	27	0-6	0-5	2-2	1	1	1	0	2	1	2
Dwight Buycks	34	2-4	0-1	0-0	4	2	5	0	2	0	4
Maurice Acker	26	1-3	0-1	0-0	1	2	1	0	1	2	2
Joseph Fulce	7	0-0	0-0	0-0	3	0	0	0	0	1	0
Jeronne Maymon	11	0-2	0-0	0-0	2	0	0	0	1	3	0
Youssofha Mbao	1	0-0	0-0	0-0	0	0	0	0	0	0	0
Team					2						
Totals	21-54	4-18	10-19	35	5	16	1	15	14	56	

Halftime: MU 30-18. Dead Ball Rebounds: FSU 2-2. Technicals: None. Officials: Jim Burr, Mike Kitts, Doug Shows. Attendance: 2,225.

NC St. 77, Marquette 73

Dec. 5, 2009 Milwaukee, Wis.

NC St.	min	fg-a	3fg-a	ft-a	reb	ast	to	bk	st	pf	pts
Scott Wood	24	2-5	1-3	0-0	1	2	0	0	5	0	5
Tracy Smith	35	9-14	0-0	1-3	11	3	1	1	1	2	19
Dennis Horner	33	4-8	1-1	4-6	3	2	2	0	2	3	13
Javier Gonzalez	27	5-8	3-5	2-5	1	7	4	0	1	1	15
C.J. Williams	24	3-5	1-1	0-0	3	3	2	0	1	1	7
Richard Howell	7	0-0	0-0	0-0	2	0	1	0	2	0	0
DeShawn Painter	4	0-1	0-0	0-0	2	0	1	1	0	4	0
Farnold Degand	14	3-4	0-0	0-0	0	2	0	0	0	2	6
Josh Davis	16	3-5	0-0	3-6	6	0	1	0	2	1	9
Julius Mays	16	1-6	1-2	0-0	1	3	0	0	0	0	3
Team					3						
Totals	30-56	7-12	10-20	33	22	12	2	14	16	77	

MARQUETTE	min	fg-a	3fg-a	ft-a	reb	ast	to	bk	st	pf	pts
Lazar Hayward	37	6-16	1-4	2-2	6	2	5	0	0	3	15
Jimmy Butler	34	6-14	2-3	5-6	12	1	0	0	2	2	19
Darius Johnson-Odom	34	3-6	3-4	2-4	5	1	3	0	0	5	11
David Cubillan	33	2-6	1-4	0-0	2	5	0	0	1	0	5
Dwight Buycks	30	2-10	0-3	3-4	2	1	5	0	4	4	7
Maurice Acker	18	3-7	2-4	2-2	2	7	2	0	2	4	10
Joseph Fulce	14	3-7	0-0	0-0	7	0	0	0	0	0	6
Team					5						
Totals	25-66	9-22	14-18	41	17	15	0	9	18	73	

Halftime: MU 36-25. Dead Ball Rebounds: NC St. 5-1. Technicals: None. Officials: Jim Burr, Mike Kitts, Sean Hull. Attendance: 15,803.

Milwaukee 51, Marquette 71

Dec. 8, 2009 Milwaukee, Wis.

Milwaukee	min	fg-a	3fg-a	ft-a	reb	ast	to	bk	st	pf	pts
Tony Meier	15	2-4	1-3	0-1	4	0	1	0	0	2	5
James Eays	22	1-4	0-2	0-0	1	1	3	0	0	2	2
Deonte Roberts	12	0-1	0-0	1-2	4	0	4	0	0	1	1
Ricky Franklin	30	2-7	1-5	3-4	1	1	5	0	0	2	8
Jerard Ajami	30	1-3	0-2	0-0	4	2	2	0	0	3	2
Ja'Rob McCallum	19	3-8	2-4	0-0	2	2	1	0	3	3	8
Riley Walker	2	0-0	0-0	0-0	0	0	0	0	0	0	0
Patrick Souter	14	3-5	0-0	0-0	1	0	0	1	0	0	6
Anthony Hill	21	4-8	0-0	2-2	3	3	2	0	1	2	10
Lonnie Boga	17	1-3	0-0	0-0	1	1	1	0	1	2	2
Jason Averkamp	18	2-3	0-0	3-3	5	0	0	0	0	1	7
Team					2						
Totals	19-46	4-16	9-12	28	10	20	1	5	18	51	

MARQUETTE	min	fg-a	3fg-a	ft-a	reb	ast	to	bk	st	pf	pts
Joseph Fulce	15	1-3	0-0	0-0	4	0	2	1	1	1	2
Lazar Hayward	28	4-11	1-5	4-6	4	2	4	0	2	3	13
Jimmy Butler	29	6-6	0-0	7-9	5	2	1	2	2	0	19
Maurice Acker	28	1-5	0-2	6-6	2	1	0	0	4	2	6
David Cubillan	30	2-2	2-2	0-0	1	0	0	0	2	6	6
Darius Johnson-Odom	23	6-9	3-4	0-0	4	3	1	0	2	1	15
Erik Williams	9	0-0	0-0	0-0	2	0	0	0	2	0	0
Dwight Buycks	21	0-6	0-2	0-0	1	5	2	0	2	2	0
Jeronne Maymon	13	4-4	0-0	0-0	1	1	1	0	0	4	8
Youssofha Mbao	4	0-0	0-0	0-0	1	0	0	0	0	1	0
Team					1						
Totals	24-46	6-15	17-21	26	14	12	3	13	17	71	

Halftime: MU 30-19. Dead Ball Rebounds: MU 2-0. Technicals: None. Officials: Jamie Luckie, Todd Williams, Tony Crisp. Attendance: 14,244.

Wisconsin 72, Marquette 63

Dec. 12, 2009 Madison, Wis.

Wisconsin	min	fg-a	3fg-a	ft-a	reb	ast	to	bk	st	pf	pts
Jon Leuer	38	9-14	1-1	5-7	12	1	1	3	1	3	24
Keaton Nankivil	22	0-1	0-0	2-2	3	0	0	0	0	3	2
Trevon Hughes	29	3-11	0-2	7-12	3	2	2	0	1	3	13
Jason Bohannon	34	2-7	1-3	3-4	1	1	2	1	1	1	8
Tim Jarmusz	26	1-1	0-0	3-4	4	0	0	0	1	3	5
Ryan Evans	17	2-6	0-0	0-0	2	0	2	0	2	2	4
Jordan Taylor	31	5-11	0-3	3-4	3	3	0	0	0	3	13
Rob Wilson	3	1-1	1-1	0-0	0	1	0	0	1	0	3
Team					2						
Totals	23-52	3-10	23-33	30	8	7	4	7	18	72	

MARQUETTE	min	fg-a	3fg-a	ft-a	reb	ast	to	bk	st	pf	pts
Joseph Fulce	6	2-3	0-0	0-0	2	0	0	0	0	2	4
Lazar Hayward											

Marquette Game Notes



Page 11

Presbyterian 62, Marquette 102

Dec. 27, 2009 Milwaukee, Wis.

Presbyterian	min	fg-a	3fg-a	ft-a	reb	ast	to	bk	st	pf	pts
Jake Trovli	30	2-8	0-1	2-2	4	0	4	1	0	3	6
Chase Holmes	27	3-7	1-2	5-6	1	1	3	0	1	3	12
Travis Smith	31	3-7	2-5	0-4	3	4	1	0	0	3	8
Khalid Mutakabbir	34	6-8	0-1	2-2	3	3	3	0	0	3	14
Zach Faircloth	39	6-10	3-5	0-0	4	3	1	0	2	2	15
Kevin Jones	8	0-0	0-0	0-0	0	0	2	0	0	0	0
Cam Thoroughman	7	0-0	0-0	0-0	0	0	1	0	0	0	0
Joe Mazzulla	17	1-2	0-0	0-1	3	1	2	0	3	2	2
Darryl Bryant	11	1-3	0-0	0-0	3	4	1	1	0	0	2
Dan Jennings	1	0-0	0-0	0-0	0	0	1	0	0	1	0
Casey Mitchell	11	1-3	1-2	0-0	2	0	1	0	0	0	3
Team											1
Totals	22-46	8-17	10-16	20	11	15	2	3	16	62	

MARQUETTE	min	fg-a	3fg-a	ft-a	reb	ast	to	bk	st	pf	pts
Joseph Fulce	18	3-4	0-0	0-0	5	3	0	0	0	1	6
Lazar Hayward	29	9-15	2-3	3-4	7	1	0	1	3	3	23
Jimmy Butler	28	5-8	0-1	6-7	8	5	0	0	2	0	16
David Cubillan	18	3-3	2-2	2-2	1	3	1	0	0	1	10
Dwight Buycks	28	6-9	1-3	1-1	4	3	1	0	0	0	14
Darius Johnson-Odom	20	6-9	3-3	0-0	1	4	0	0	0	1	15
Maurice Acker	22	5-10	2-5	2-2	0	1	1	0	1	2	14
Erik Williams	15	2-6	0-0	0-1	6	2	0	0	0	2	4
Robert Frozema	7	0-0	0-0	0-0	1	1	1	0	0	1	0
Youssoupha Mbaou	15	0-0	0-0	0-0	1	1	0	1	1	1	0
Team											0
Totals	39-64	10-17	14-17	34	24	4	2	7	12	102	

Halftime: MU 49-28. **Dead Ball Rebounds:** PC 3-1. **Technical:** None. **Officials:** Bernard Clinton, Brent Hampton, Lamar Simpson. **Attendance:** 14,321.

West Virginia 63, Marquette 62

Dec. 29, 2009 Morgantown, W.V.

West Virginia	min	fg-a	3fg-a	ft-a	reb	ast	to	bk	st	pf	pts
Kevin Jones	37	8-13	2-2	0-0	3	1	1	1	0	3	18
Wellington Smith	25	0-6	0-1	0-0	3	0	3	2	1	2	0
John Flowers	13	1-3	0-1	1-1	7	3	4	0	0	2	17
Da'Sean Butler	38	8-13	0-1	1-1	7	3	4	0	0	2	17
Devin Ebanks	40	8-12	1-1	2-2	8	4	1	0	1	1	19
Cam Thoroughman	7	0-0	0-0	0-0	0	1	0	0	1	0	0
Joe Mazzulla	17	1-2	0-0	0-1	3	1	2	0	3	2	2
Darryl Bryant	11	1-3	0-0	0-0	3	4	1	1	0	0	2
Dan Jennings	1	0-0	0-0	0-0	0	0	1	0	0	1	0
Casey Mitchell	11	1-3	1-2	0-0	2	0	1	0	0	0	3
Team											1
Totals	28-56	4-8	3-4	34	16	16	4	6	13	63	

MARQUETTE	min	fg-a	3fg-a	ft-a	reb	ast	to	bk	st	pf	pts
Joseph Fulce	10	0-1	0-0	0-0	0	1	0	0	0	1	0
Lazar Hayward	36	9-20	4-7	2-2	4	0	2	0	2	1	24
Jimmy Butler	37	3-5	1-1	2-3	3	3	1	1	1	2	9
David Cubillan	20	1-3	1-3	0-0	0	0	1	0	1	0	3
Dwight Buycks	37	2-5	0-0	3-4	4	4	0	0	1	3	7
Darius Johnson-Odom	34	5-12	3-4	1-3	6	1	2	1	2	1	14
Maurice Acker	23	2-4	1-1	0-0	3	4	2	0	0	2	5
Youssoupha Mbaou	3	0-0	0-0	0-0	0	0	0	0	0	1	0
Team											2
Totals	22-50	10-16	8-12	22	13	9	2	7	11	62	

Halftime: MU 37-33. **Dead Ball Rebounds:** WVU 2-1. **Technical:** None. **Officials:** Jim Burr, Karl Hess, Wally Rutecki. **Attendance:** 12,872.

Villanova 74, Marquette 72

Jan. 2, 2010 Milwaukee, Wis.

Villanova	min	fg-a	3fg-a	ft-a	reb	ast	to	bk	st	pf	pts
Antonio Pena	26	2-6	0-0	0-1	5	0	3	0	0	1	4
Scottie Reynolds	30	8-12	3-5	4-6	0	1	1	0	0	1	23
Corey Fisher	21	3-7	0-1	0-0	4	4	1	0	1	0	6
Reggie Redding	36	3-11	0-2	5-8	8	3	1	0	0	3	11
Corey Stokes	19	1-5	0-1	0-0	2	1	0	0	1	4	2
Maalik Wayns	26	5-8	0-0	6-7	2	2	0	0	0	3	16
Dominic Cheek	7	1-2	0-0	0-0	2	0	0	0	0	0	2
Maurice Sutton	1	0-0	0-0	0-0	0	0	0	0	0	0	0
Taylor King	20	3-5	0-1	0-0	6	2	1	0	0	4	6
Isaiah Armwood	14	2-3	0-0	0-0	2	0	0	0	0	1	4
Team											2
Totals	28-59	3-10	15-22	33	13	7	0	2	17	74	

MARQUETTE	min	fg-a	3fg-a	ft-a	reb	ast	to	bk	st	pf	pts
Joseph Fulce	9	1-1	0-0	0-0	4	0	1	0	1	12	2
Lazar Hayward	37	5-10	2-7	5-6	14	3	1	1	1	4	17
Jimmy Butler	39	5-12	1-3	8-9	7	2	1	0	0	3	19
David Cubillan	36	4-7	2-5	0-0	0	1	0	0	0	3	10
Dwight Buycks	36	5-14	1-4	4-4	1	2	3	0	2	4	15
Darius Johnson-Odom	17	1-6	0-2	2-4	0	3	1	0	1	5	4
Maurice Acker	26	1-4	1-3	2-3	2	5	1	0	0	2	5
Team											8
Totals	22-54	7-24	21-26	36	16	8	1	5	22	72	

Halftime: VU 35-34. **Dead Ball Rebounds:** MU 3-2. **Technical:** None. **Officials:** Jeff Clark, Ed Corbett, Tim Clougherty. **Attendance:** 18,093.

Georgetown 59, Marquette 62

Jan. 6, 2010 Milwaukee, Wis.

Georgetown	min	fg-a	3fg-a	ft-a	reb	ast	to	bk	st	pf	pts
Julian Vaughn	27	6-9	0-1	0-0	2	1	2	2	0	2	12
Greg Monroe	34	4-6	0-0	1-2	10	3	4	2	2	3	9
Chris Wright	35	3-8	1-3	2-2	3	7	1	0	1	2	9
Austin Freeman	38	6-13	2-4	6-6	3	6	2	0	0	1	20
Jason Clark	36	2-6	1-3	2-3	4	0	2	1	2	3	7
Hollis Thompson	24	1-2	0-1	0-0	2	0	1	0	1	2	2
Jerrelle Benimon	3	0-1	0-0	0-0	0	0	1	0	0	2	0
Henry Sims	3	0-0	0-0	0-0	0	0	0	0	0	0	0
Team											4
Totals	22-45	4-12	11-13	28	17	13	5	6	15	59	

MARQUETTE	min	fg-a	3fg-a	ft-a	reb	ast	to	bk	st	pf	pts
Joseph Fulce	10	0-3	0-0	2-2	6	0	0	0	0	2	2
Lazar Hayward	37	4-16	2-7	2-2	11	2	2	0	4	4	12
Jimmy Butler	38	2-7	1-2	4-4	6	4	2	1	0	2	9
David Cubillan	29	6-7	6-6	0-0	1	3	2	0	0	0	18
Dwight Buycks	39	4-10	2-5	0-0	1	3	2	0	0	0	18
Darius Johnson-Odom	22	3-7	1-5	0-0	2	4	0	0	3	2	7
Maurice Acker	14	2-4	0-1	0-1	1	0	0	0	1	2	4
Erik Williams	7	0-0	0-0	0-0	0	1	0	0	0	1	0
Youssoupha Mbaou	4	0-0	0-0	0-0	1	0	0	1	0	1	0
Team											3
Totals	21-54	12-26	8-9	31	16	9	2	8	16	62	

Halftime: MU 32-30. **Dead Ball Rebounds:** 0-0. **Technical:** MU (Bench). **Officials:** John Gaffney, Jim Haney, Karl Hess. **Attendance:** 15,984.

Villanova 78, Marquette 76

Jan. 9, 2010 Villanova, Pa.

Villanova	min	fg-a	3fg-a	ft-a	reb	ast	to	bk	st	pf	pts
Antonio Pena	20	3-6	0-0	5-5	4	1	0	1	0	3	11
Scottie Reynolds	35	3-6	2-3	7-9	0	4	3	0	1	0	15
Corey Fisher	20	5-10	1-2	0-1	2	4	4	0	1	4	11
Reggie Redding	36	5-9	0-1	0-0	5	2	1	0	2	4	10
Corey Stokes	28	6-11	4-8	0-0	0	2	0	0	1	2	16
Maalik Wayns	20	2-2	0-0	2-2	1	2	2	0	1	2	6
Mouptatou Yarou	5	0-0	0-0	0-0	1	0	0	0	0	2	0
Dominic Cheek	15	1-1	0-0	1-2	5	1	0	0	0	0	3
Taylor King	17	3-4	0-1	0-0	6	1	2	0	0	2	6
Isaiah Armwood	4	0-0	0-0	0-0	0	0	0	0	0	1	0
Team											3
Totals	28-49	7-15	15-19	27	17	12	1	6	20	78	

||
||
||

Marquette Game Notes



Page 12

DePaul 51, Marquette 50											
Jan. 20, 2010						Chicago, Ill.					
DePaul	min	fg-a	3fg-a	ft-a	reb	ast	to	bk	st	pf	pts
Devin Hill	31	2-7	0-1	0-0	2	1	2	3	1	5	4
Eric Wallace	30	3-8	0-0	0-0	7	0	1	1	1	4	6
Krys Faber	35	2-3	0-0	0-2	10	1	2	1	2	3	4
Jeremiah Kelly	35	5-12	1-6	0-0	1	3	0	0	1	1	11
Will Walker	40	7-16	2-7	1-3	2	1	3	0	1	2	17
Mike Stovall	23	3-6	1-2	2-2	5	0	1	0	3	1	9
Tony Freeland	6	0-0	0-0	0-0	0	1	0	0	0	1	0
Kene Obi	1	0-0	0-0	0-0	0	0	0	0	0	0	0
Team					4						
Totals	22-52	4-16	3-7	31	7	9	5	9	17	51	
MARQUETTE	min	fg-a	3fg-a	ft-a	reb	ast	to	bk	st	pf	pts
Lazar Hayward	37	4-10	1-3	5-6	8	1	3	0	0	3	14
Jimmy Butler	37	2-4	0-0	4-6	7	1	1	0	2	0	8
Darius Johnson-Odom	24	2-9	1-5	2-2	1	5	4	0	0	2	7
Maurice Acker	29	3-4	0-0	0-0	1	2	1	0	2	3	6
David Cubillan	37	2-3	1-1	0-1	4	2	0	0	0	1	5
Joseph Fulce	6	1-3	0-0	1-2	2	0	0	1	0	0	3
Dwight Buycks	30	3-8	1-3	0-0	4	0	1	0	1	1	7
Team					2						
Totals	17-41	4-12	12-17	29	11	10	1	5	10	50	

Halftime: MU 32-26. **Dead Ball Rebounds:** MU 2-1. **Technical:** None. **Officials:** Doug Simrons, Clarence Armstrong, Ed Hightower. **Attendance:** 10,115.

Syracuse 76, Marquette 71											
Jan. 23, 2010						Syracuse, N.Y.					
Syracuse	min	fg-a	3fg-a	ft-a	reb	ast	to	bk	st	pf	pts
Rick Jackson	26	5-5	0-0	2-4	5	1	5	7	1	0	12
Wes Johnson	40	9-15	1-3	3-4	15	1	6	1	2	1	22
Arinze Onuaku	18	6-7	0-0	0-0	5	2	2	0	0	4	12
Andy Rautins	36	0-2	0-2	0-0	1	6	4	1	3	2	0
Brandon Triche	27	3-5	0-2	1-1	2	5	1	0	0	0	7
Scoop Jardine	20	3-8	0-1	3-5	4	5	2	0	2	2	9
Kris Joseph	33	5-11	0-0	4-5	11	3	2	1	0	4	14
Team					3						
Totals	31-53	1-8	13-19	46	23	22	10	8	13	76	
MARQUETTE	min	fg-a	3fg-a	ft-a	reb	ast	to	bk	st	pf	pts
Joseph Fulce	9	1-5	0-0	0-0	1	0	0	0	2	4	2
Lazar Hayward	39	7-16	1-5	1-1	8	1	3	0	1	4	16
Jimmy Butler	37	4-9	1-1	4-5	6	1	1	0	0	4	13
Maurice Acker	32	4-8	4-5	0-0	0	6	1	0	0	2	12
David Cubillan	27	1-7	0-4	0-0	2	1	0	0	1	1	2
Darius Johnson-Odom	32	5-14	3-6	4-7	1	2	2	0	1	1	17
Junior Cadougan	8	0-2	0-1	0-0	2	2	1	0	0	2	0
Erik Williams	1	0-0	0-0	0-0	0	0	0	0	0	0	0
Dwight Buycks	16	4-6	1-3	0-0	1	2	1	0	2	2	9
Team					0						
Totals	26-67	10-25	9-13	21	15	9	0	7	20	76	

Halftime: 34-34. **Dead Ball Rebounds:** 3-3. **Technical:** None. **Officials:** Jim Burr, Michael Stephens, James Breeding. **Attendance:** 29,011.

Rutgers 59, Marquette 82											
Jan. 26, 2010						Milwaukee, Wis.					
Rutgers	min	fg-a	3fg-a	ft-a	reb	ast	to	bk	st	pf	pts
Dane Miller	32	4-12	2-5	4-4	6	3	1	0	1	4	14
Jonathan Mitchell	35	4-14	2-7	0-0	4	2	2	1	0	2	10
Hamady Ndiaye	36	3-8	0-0	0-0	12	2	2	3	2	4	6
Mike Rosario	35	6-11	2-5	2-3	5	0	6	0	0	0	16
James Beatty	30	4-6	1-2	0-0	0	3	3	0	2	1	9
Austin Johnson	9	1-2	0-0	0-1	4	0	0	0	0	2	2
Patrick Jackson	8	1-2	0-0	0-0	1	1	1	0	0	1	2
Muhammed Hasani	5	0-0	0-0	0-0	1	0	1	0	0	0	0
Mike Coburn	10	0-0	0-0	0-0	0	1	3	0	0	0	0
Team					1						
Totals	23-55	7-19	6-8	34	12	19	4	5	14	59	
MARQUETTE	min	fg-a	3fg-a	ft-a	reb	ast	to	bk	st	pf	pts
Lazar Hayward	28	5-13	2-2	0-0	12	2	4	1	2	3	12
Jimmy Butler	36	5-9	0-1	6-7	8	2	0	1	1	0	16
Darius Johnson-Odom	31	7-14	2-4	0-1	2	2	1	0	1	0	16
Maurice Acker	27	5-8	4-5	0-0	1	5	1	0	2	2	14
David Cubillan	32	2-5	0-2	0-0	1	4	0	0	0	2	4
Junior Cadougan	7	0-3	0-1	2-2	1	0	0	0	0	0	2
Erik Williams	5	0-0	0-0	0-2	1	0	0	0	0	1	0
Joseph Fulce	11	5-6	1-1	2-2	3	0	2	1	2	3	13
Dwight Buycks	21	2-7	0-1	1-2	4	2	0	0	4	1	5
Robert Frozema	2	0-0	0-0	0-0	0	0	0	0	0	0	0
Team					2						
Totals	41-65	9-17	11-16	35	17	9	3	12	13	82	

Halftime: MU 44-21. **Dead Ball Rebounds:** MU 2-0. **Technical:** None. **Officials:** Tim Higgins, Bryan Kersey, Gene Steratore. **Attendance:** 16,793.

Connecticut 68, Marquette 70											
Jan. 30, 2010						Hartford, Conn.					
Connecticut	min	fg-a	3fg-a	ft-a	reb	ast	to	bk	st	pf	pts
Ater Majok	18	3-6	0-0	1-2	7	0	2	4	0	3	7
Stanley Robinson	33	5-11	1-1	2-2	8	0	1	1	0	2	13
Alex Oriakhi	12	2-4	0-0	1-2	2	0	3	0	0	2	5
Jerome Dyson	36	7-10	1-2	3-4	4	3	3	2	0	3	18
Kemba Walker	36	6-12	1-2	2-4	2	6	2	1	0	0	15
Donnell Beverly	12	0-1	0-0	0-0	2	0	0	0	0	1	0
J. Coombs-McDaniel	9	0-1	0-1	1-2	0	0	0	1	1	0	1
Darius Smith	2	0-0	0-0	0-0	0	0	1	0	0	0	0
Gavin Edwards	37	1-3	0-0	7-8	14	1	2	2	0	2	9
Charles Okwandu	5	0-1	0-0	0-0	2	0	2	0	0	1	0
Team					3						
Totals	24-49	3-6	17-24	44	10	16	11	1	14	68	
MARQUETTE	min	fg-a	3fg-a	ft-a	reb	ast	to	bk	st	pf	pts
Lazar Hayward	31	9-18	4-8	0-0	3	0	1	1	0	5	20
Jimmy Butler	37	6-12	0-1	9-12	7	0	0	1	0	3	21
Darius Johnson-Odom	35	4-12	3-7	4-6	1	2	0	0	1	3	15
Maurice Acker	36	2-7	0-2	0-0	1	6	0	1	2	4	4
David Cubillan	35	3-6	2-4	0-0	0	5	0	0	2	0	8
Erik Williams	5	0-2	0-0	0-0	1	0	0	0	0	1	0
Joseph Fulce	5	0-1	0-0	0-0	2	0	0	0	0	4	0
Dwight Buycks	16	1-4	0-2	0-0	3	1	1	0	0	1	2
Team					7						
Totals	24-63	9-24	13-18	25	14	3	2	4	19	70	

Halftime: . **Dead Ball Rebounds:** . **Technical:** None. **Officials:** . **Attendance:** .

DePaul 69, Marquette 80											
Feb. 3, 2010						Milwaukee, Wis.					
DePaul	min	fg-a	3fg-a	ft-a	reb	ast	to	bk	st	pf	pts
Mike Stovall	32	0-3	0-1	0-0	3	3	3	0	2	0	0
Mac Koshwal	34	6-11	0-0	6-9	11	2	3	0	3	4	18
Krys Faber	5	1-1	0-0	0-0	0	0	0	0	0	4	2
Michael Bizoukas	18	0-3	0-0	0-1	1	1	0	0	1	3	0
Will Walker	40	5-20	1-9	2-2	5	3	0	0	0	4	13
Devin Hill	17	2-4	1-2	1-2	0	0	0	2	0	4	6
Nate Rogers	16	1-4	0-1	6-6	2	1	2	0	2	1	8
Mario Stula	1	0-0	0-0	0-0	0	0	0	0	0	1	0
Jeremiah Kelly	12	2-7	0-3	0-1	2	0	1	0	0	0	4
Tony Freeland	7	3-3	0-0	1-4	3	1	0	0	0	4	7
Eric Wallace	18	4-5	0-0	3-4	5	0	0	1	2	4	11
Team					0						
Totals	24-61	2-16	19-29	32	11	11	3	10	29	69	
MARQUETTE	min	fg-a	3fg-a	ft-a	reb	ast	to	bk	st	pf	pts
Lazar Hayward	29	5-13	2-4	7-8	14	2	2	1	3	4	19
Jimmy Butler	31	2-5	0-1	14-16	6	3	0	0	0	2	18
Darius Johnson-Odom	30	7-11	3-6	4-5	2	2	5	0	1	4	21
Maurice Acker	36	1-9	1-4	2-2	3	3	2	0	1	3	5
David Cubillan	34	1-5	0-3	0-0	0	1	1	0	0	3	2
Junior Cadougan	4	0-0	0-0	1-2	0	0	0	0	0	0	1
Erik Williams	7	0-1	0-0	0-1	4	0	0	0	0	0	0
Joseph Fulce	17	0-2	0-0	0-0	6	0	0	0	0	4	0
Dwight Buycks	16	3-4	0-1	8-10	2	1	3				

Marquette Game Notes



Page 14

GAME-BY-GAME SCORING/REBOUNDING

Opponent	Acker	Butler	Buycks	Cadougan	Cubillan	Frozena	Fulce	Hayward	Johnson-Odom	Mbao	Otule	Williams
Centenary	11/1	27/13	7/5	DNP	6/1	0/0	5/6	9/5	10/2	DNP	0/1	1/1
Maryland Eastern Shore	8/1	13/7	12/3	DNP	12/3	0/1	0/1	28/8	3/1	DNP	6/3	DNP
Grambling State	9/3	15/2	10/10	DNP	8/6	3/0	5/5	12/5	13/1	1/0	5/2	6/3
South Dakota	11/0	13/5	2/5	DNP	9/0	3/1	4/4	20/8	18/2	0/1	DNP	4/1
vs. Xavier	11/1	15/6	5/7	DNP	5/4	DNP	0/1	27/3	8/2	DNP	DNP	DNP
vs. 15/15 Michigan	8/0	17/9	13/3	DNP	3/2	DNP	0/0	22/9	14/4	DNP	DNP	DNP
vs. Florida State	2/1	10/11	4/4	DNP	2/1	DNP	0/3	21/10	17/1	0/0	DNP	DNP
RV/-- North Carolina State	10/2	19/12	7/2	DNP	5/2	DNP	6/7	15/6	11/5	DNP	DNP	DNP
Milwaukee	8/2	19/5	0/1	DNP	6/1	DNP	2/4	13/4	15/4	0/1	DNP	0/2
@ 20/23 Wisconsin	6/5	8/4	4/1	DNP	3/0	DNP	4/2	21/12	13/1	0/0	DNP	DNP
North Florida	4/2	21/4	9/7	DNP	5/2	0/1	13/10	13/7	7/2	0/2	DNP	6/3
Presbyterian	14/0	16/8	14/4	DNP	10/1	0/1	6/5	23/7	15/1	0/1	DNP	4/6
@ 6/6 West Virginia	5/3	9/3	7/4	DNP	3/0	DNP	0/0	24/4	14/6	0/0	DNP	DNP
8/8 Villanova	5/2	19/7	15/1	DNP	10/0	DNP	2/4	17/14	4/0	DNP	DNP	DNP
12/12 Georgetown	4/1	9/6	10/0	DNP	18/1	DNP	2/6	12/11	7/2	0/1	DNP	0/0
@ 6/6 Villanova	6/2	14/4	11/6	DNP	0/0	DNP	9/2	20/8	16/2	DNP	DNP	0/1
Providence	23/1	14/5	5/5	DNP	2/1	0/0	4/3	22/5	22/5	0/1	DNP	1/2
@ DePaul	6/1	8/7	7/4	DNP	5/4	DNP	3/2	14/8	7/1	DNP	DNP	DNP
@ 5/5 Syracuse	12/0	13/6	9/1	0/2	2/2	DNP	2/1	16/8	17/1	DNP	DNP	0/0
Rutgers	14/1	16/8	5/4	2/1	4/1	0/0	13/3	12/12	16/2	DNP	DNP	0/1
@ 19/19 Connecticut	4/1	21/7	2/3	DNP	8/0	DNP	0/2	20/3	15/1	DNP	DNP	0/1
DePaul	5/3	18/6	14/2	1/0	2/0	DNP	0/6	14/19	21/2	DNP	DNP	0/4
@ Providence												
USF												
Pittsburgh												
@ Cincinnati												
@ St. John's												
@ Seton Hall												
Louisville												
Notre Dame												

Marquette's Record When

	2009-10	Under Williams
Leading at half	14-4	32-5
Trailing at half	0-3	5-11
Tied at half	0-1	2-2
Scoring 70 or more points	11-3	34-10
Allowing 80 or more points	0-0	4-7
Holding opponents to 60 points or less	6-2	15-3
Holding opponents to 65 points or less	11-3	24-5
Shooting 50 percent or better	8-0	17-1
Opponents shoot 50 percent or better	2-3	6-7
Opponent shoots under 40 percent	6-0	15-0
MU's FG percent is same or higher than opp.	11-0	28-0
MU's FG percent is lower than opp.	3-8	11-18
MU's 3FG percent is even with or higher than 40 percent	8-4	20-7
Opponent's 3FG percent is higher than 40 percent	4-2	11-5
MU shoots more FT than opponent	10-4	33-10
MU shoots fewer FT than opponent	4-4	6-8
MU shoots same FT as opponent	0-0	0-0
Out-rebounded opponent	10-4	29-8
Out-rebounded by opponent	3-4	9-9
Rebounds tied	0-0	0-1
Same or fewer turnovers as opp.	11-5	34-11
More turnovers than opponent	2-3	4-7
Overtime games	0-0	0-1
In games decided by 5 pts. or less	2-7	6-11
In games decided by 6-10	1-1	6-2
In games decided by 11-15	2-0	7-4
In games decided by 16 pts. or more	9-0	20-1
vs Ranked Teams (AP or Coaches)	3-5	8-13
vs 1-25 in RPI (www.collegerpi.com, at time of game)	1-6	5-14
vs 26-50 in RPI	1-1	3-2
vs 51-100 in RPI	2-0	9-0
vs 101-150 in RPI	3-1	9-2
vs 151-200 in RPI	3-0	7-0
vs 201-324 in RPI	4-0	8-0
When winning the opening tip	4-2	18-7
When scoring first	9-2	23-7

Team Superlatives by Half

	First Half	Second Half
Points	49 vs. Presbyterian (12/27)	57 vs. Villanova (1/9)
Fewest Pts. Allowed	15 vs. Grambling St. (11/21)	23 vs. North Florida (12/19)
FG Percentage	70.4 vs. Presbyterian (12/27)	63.3 vs. Providence (1/17)
Lowest FG Pct. Allowed	23.8 vs. Grambling St. (11/21)	27.6 vs. North Florida (12/19)
3-Point Percentage	70.0 vs. West Virginia (12/29)	66.7 vs. South Dakota (11/24)
FT Made	13 vs. DePaul (2/3)	23 vs. DePaul (2/3)
Rebounds	24 vs. N.C. State (12/4)	23 vs. North Florida (12/19)
Assists	14 vs. South Dakota (11/24)	12 Three times
Blocks	3 Twice	3 vs. Centenary (11/13)
Steals	11 vs. Florida State (11/29)	7 Twice

Individual Superlatives by Half

	First Half	Second Half
Points	20 Darius Johnson-Odom	vs. Providence (1/17)
3-Point Made	4 Four times	
FT Made	6 Two times	
Rebounds	9 Jimmy Butler	vs. Centenary (11/13)
Assists	5 Two times	
Points	18 Lazar Hayward	Twice
3-Point Made	4 Two times	
FT Made	12 Jimmy Butler	vs. DePaul (2/3)
Rebounds	8 Two times	
Assists	5 Dwight Buycks	vs. Grambling St. (11/21)

Marquette Game Notes



Page 15

MU as an AP-Ranked Team

Rk.	Last Time	All Time	Williams
1.	9 Notre Dame 65, MU 59 (2/26/78)	4-1	-
2.	MU 75, Xavier 53 (2/20/78)	57-6	-
3.	Miami (Ohio) 84, MU 81 (3/11/78) *	31-3	-
4.	MU 97, 11 UNLV 81 (1/15/78)	16-2	-
5.	MU 67, Wichita State 56 (1/2/78)	18-5	-
6.	MU 67, 11 Clemson 49 (12/27/76)	16-6	-
7.	MU 67, 5 N. Carolina 59 (3/28/77) *	19-4	-
8.	6 Louisville 62, MU 58 (3/1/09)	21-8	3-3
9.	4 Cincinnati 63, MU 62 (2/20/02)	21-7	-
10.	MU 78, Georgetown 72 (2/21/09)	22-5	3-1
11.	MU 79, DePaul 70 (1/24/09)	18-5	1-0
12.	MU 77, Savannah St. 37 (12/27/07)	18-4	-
13.	25 Syracuse 86, MU 79 (3/7/09)	28-16	0-2
14.	MU 91, Providence 82 (1/17/09)	10-2	1-0
15.	Dayton 89, MU 75 (11/29/08)	13-5	4-1
16.	MU 95, Houston Baptist 64 (11/14/08)	18-6	1-0
17.	MU 75, Cincinnati 60 (2/2/08)	19-1	-
18.	MU 75, 25 West Virginia 53 (1/10/09)	15-3	2-0
19.	MU 77, Morgan St. 57 (12/22/06)	4-3	-
20.	MU 75, 12 Pittsburgh 71 (3/3/07)	13-8	-
21.	10 Villanova 76, MU 75 (3/12/09)	9-5	1-1
22.	MU 101, Milwaukee 51 (3/5/94)	8-3	-
23.	9 Missouri 83, MU 79 *	4-4	2-1
24.	16 Tennessee 80, MU 68 (12/16/08)	12-4	1-1
25.	MU 61, Wisconsin 58 (12/6/08)	12-3	2-0
Totals		422-119	21-10

MU Against AP-Ranked Teams

Rk.	Last Time	All Time	Williams
1.	9 MU 83, Kentucky 69 (3/29/03) *	1-6	-
2.	Connecticut 93, 8 MU 82 (2/25/09)	2-11	0-1
3.	Pittsburgh 90, 13 MU 75 (3/4/09)	0-10	0-1
4.	Villanova 72, MU 67 (2/4/06)	5-9	-
5.	Syracuse 76, MU 71 (1/23/10)	3-12	0-1
6.	Villanova 78, Marquette 76 (1/9/10)	6-17	0-3
7.	MU 74, Cincinnati 72 (3/2/96)	5-6	-
8.	Villanova 74, Marquette 72 (1/2/10)	2-10	0-1
9.	Missouri 83, 23 MU 79 (3/22/09) *	7-9	0-1
10.	Villanova 76, 21 MU 75 (3/12/09)	5-7	0-1
11.	Georgetown 70, MU 68 (OT) (3/1/08)	7-5	-
12.	Marquette 62, Georgetown 59 (1/6/10)	4-7	1-0
13.	Villanova 102, 10 Marquette 84	3-4	0-1
14.	25 MU 89, Notre Dame 79 (3/13/08)	6-4	-
15.	MU 79, Michigan 65 (11/27/09)	5-2	2-0
16.	16 Tennessee 80, MU 68 (12/16/08)	2-4	0-1
17.	MU 57, Georgetown 51 (2/16/06)	4-4	-
18.	MU 60, UAB 58 (1/19/94)	3-2	-
19.	MU 70, Connecticut 68 (1/30/10)	6-3	1-0
20.	Wisconsin 72, Marquette 63 (12/12/09)	4-5	0-1
21.	MU 81, 21 West Virginia 63 (1/13/07)	4-1	-
22.	MU 72, Pittsburgh 54 (2/15/08)	3-3	-
23.	Georgetown 62, MU 59 (3/9/06)	3-3	-
24.	MU 73, Connecticut 69 (1/10/07)	2-1	-
25.	Syracuse 86, 13 MU (3/7/09)	4-2	2-1
Totals		98-146	6-13

The Last Time

Team	Marquette	Opponent
100+ Points	102-62 vs. Presbyterian (12/27/09)	84-102 at Villanova (2/10/09)
90+ Points	93-63 vs. Providence (1/17/10)	75-90 at Pittsburgh (3/4/09)
Under 50 Points	40-54 vs. Western Michigan (3/14/05)	87-41 vs. Grambling St. (11/21/09)
FG Pct. 60+	61.4 vs. Providence (1/17/10)	63.0 at Pittsburgh (3/4/09)
Five or fewer turnovers	3 vs. Connecticut (1/30/10)	5 at West Virginia (1/14/06)
Five Players, 10+ pts.	82-59 vs. Rutgers (1/26/10)	76-78 vs. Villanova (1/9/10)
Team	Marquette Win	Marquette Loss
Ranked Opponent (AP)	70-68 vs. 19 Connecticut (1/30/10)	71-76 vs. 5 Syracuse (1/23/10)
Overtime Game	77-74 vs. Pittsburgh (1/21/07) OT	79-86 vs. 25 Syracuse (3/7/09) OT
Double Overtime	80-79 vs. Louisville (2/28/96) 2OT	74-77 vs. Louisville (2/24/01) 3OT
Triple Overtime	Never	74-77 vs. Louisville (2/24/01) 3OT
Home Opener	85-62 vs. Centenary (11/13/09)	54-67 vs. South Alabama (11/14/00)
Road Openers	68-65 vs. NC State (12/22/08)	63-72 vs. Wisconsin (12/12/09)
Individual	Marquette	Opponent
30+ Points	30, Jerel McNeal 79-83 vs. Missouri (3/22/09)	36, A.J. Price 82-93 vs. Connecticut (2/25/09)
20+ Points	Darius Johnson-Odom 80-69 vs. DePaul (2/3/10)	22, Wes Johnson 71-76 vs. Syracuse (1/23/10)
10+ Rebounds	14, Lazar Hayward 80-69 vs. DePaul (2/3/10)	14, Gavin Edwards 70-68 vs. Connecticut (1/30/10)
15+ Rebounds	17, Lazar Hayward 79-70 vs. DePaul (1/24/09)	15, Wes Johnson 71-76 vs. Syracuse (1/23/10)
15+ Free Throws	15, Wesley Matthews 68-80 vs. Tennessee (12/16/08)	15, Austin Croshere 59-81 vs. Providence (3/14/97)
10+ Assists	11, Jerel McNeal 94-82 vs. Georgetown (1/31/09)	11, Kevin White 86-60 vs. UMES (11/17/09)
Double-Double	19 pts, 14 reb, Lazar Hayward 80-69 vs. DePaul (2/3/10)	18 pts, 11 reb, Mac Koshwal 80-69 vs. DePaul (2/3/10)
Triple-Double	29 pts, 11 reb, 11 ast, Dwyane Wade 83-69 vs. Kentucky (3/29/03)	22 pts, 12 reb, 10 blk, Eric Hicks 66-70 vs. Cincinnati (1/8/05)

This season . . .

Largest halftime lead	23	vs. Rutgers (1/26/10)
Largest halftime deficit	12	vs. Villanova (1/9/10)
Largest lead in a game	48	vs. Grambling St. (11/21/09)
Largest deficit in a game	22	vs. Villanova (1/9/10)
Largest winning margin	46	vs. Grambling St. (11/21/09)
Largest losing margin	9	vs. Wisconsin (12/12/09)
Largest deficit in a victory	6	vs. Xavier (11/26/09)
Largest lead in a loss	17	vs. Florida State (11/29/09)
Largest home crowd	18,093	vs. Villanova (1/2/10)
Largest road crowd	29,011	vs. Syracuse (1/23/10)
Largest neutral crowd	3,660	vs. Michigan (11/27/09)
30-point games	--	
20-point games		Hayward 12, Butler 3, Johnson-Odom 1, Acker 1
10-rebound games		Hayward 6, Butler 3, Buycks 1, Fulce 1
Double-doubles		Hayward 6, Butler 3, Buycks 1, Fulce 1

* denotes NCAA Tournament game



1 Darius Johnson-Odom

Sophomore • Guard • 6-2 • 200 • Raleigh, N.C. • Wakefield/Hutchinson CC



2009-10: Scored 10 points in his Marquette debut vs. Centenary (11/3); shot 3-of-6 from the floor against the Gents, including a pair of 3-pointers ... Shot 3-of-4 from beyond the arc and 4-of-4 from the foul line in scoring 13 points in 16 minutes of action vs. Grambling State (11/21) ... Earned his first career start vs. South Dakota (11/24) and notched 18 points and a career-high five assists ... Had a career-high three steals, knocked down three first-half 3-pointers and finished with 17 points vs. Florida State (11/29) ... Connected on three 3-pointers in the first half vs. N.C. State (12/5) and finished with 11 points and five rebounds ... In just 23 minutes of action, scored 15 points on 6-of-9 shooting, including three 3-pointers, to go along with four rebounds, three assists and a pair of steals vs. Milwaukee (12/8) ... Matched his career high for 3-pointers with three treys in the first half vs. Wisconsin (12/12) and finished with 13 points ... Added 15 points on 6-of-9 shooting from the floor, including a perfect 3-of-3 from beyond the arc, and handed out four assists in win over Presbyterian (12/27) ... Went 3-of-4 from 3-point range, collected his first career block and had 14 of the team's 19 points off the bench vs. West Virginia (12/29) ... Had a team-high four assists and matched a career-high with three steals in win over Georgetown (1/6) ... Knocked down three 3-pointers and scored 13 of his 16 points in the second half vs. Villanova (1/9) ... Scored 20 of his career-high 22 points in the first half and finished with a career best four 3-pointers vs. Providence (1/17) ... Dished out a game-high five assists, matching an individual career-high, vs. DePaul (1/20) ... Led MU in scoring with 17 points at Syracuse (1/23) ... Matched Jimmy Butler with a team-high 16 points vs. Rutgers (1/26) ... Scored 15 points in come-from-behind win vs. Connecticut (1/30), including three straight free throws to tie the game with 41 seconds left ... Shot 7-of-11 from the field, including three 3-pointers, and finished with a game-high 21 points vs. DePaul (2/3) ...

Season & Career Highs

Points	
Season	22, vs. Providence (1/17/10)
Career	22, vs. Providence (1/17/10)
Rebounds	
Season	6, vs. West Virginia (12/29/09)
Career	6, vs. West Virginia (12/29/09)
Assists	
Season	5, Twice
Career	5, Twice
Steals	
Season	3, Twice
Career	3, Twice
Blocked Shots	
Season	1, Twice
Career	1, Twice
Minutes	
Season	35, Twice
Career	35, Twice
Field Goals	
Season	8, vs. Providence (1/17/10)
Career	8, vs. Providence (1/17/10)
Field Goal Attempts	
Season	14, Three times
Career	14, Three times
Free Throws	
Season	4, Four times
Career	4, Four times
Free Throw Attempts	
Season	8, vs. Villanova (1/9/10)
Career	8, vs. Villanova (1/9/10)
3-Point Field Goals	
Season	4, vs. Providence (1/17/10)
Career	4, vs. Providence (1/17/10)
3-Point Field Goal Attempts	
Season	8, vs. Providence (1/17/10)
Career	8, vs. Providence (1/17/10)

Johnson-Odom's Career Stats

Year	GP	GS	Min	Avg	FG-FGA	Pct	3FG-FGA	Pct	FT-FTA	Pct	Off	Def	Tot	Avg	PF	FO	Ast	TO	Blk	Stl	Pts	Avg
2009-10	22	10	589	26.8	96-207	46.4	54-101	50.5	40-61	65.6	4	44	48	2.2	52	3	52	41	2	20	283	12.9



2

Maurice Acker



Senior • Guard • 5-8 • 165 • Hazel Crest, Ill. • Hillcrest

2009-10: Opened the season with 11 points in 19 minutes off the bench vs. Centenary (11/13); also dished out four assists against the Gents ... Had a game-high three steals to go along with four assists and eight points vs. Maryland Eastern Shore (11/17) ... Added 11 points on 4-of-7 shooting, including 3-of-4 from behind the arc, vs. South Dakota (12/24) ... Went 4-of-6 from the field in scoring 11 points and had a career-high five steals vs. Xavier (11/26) ... Played a season-high 29 minutes and scored eight points vs. Michigan (11/27) ... Recorded a season-high seven assists and tallied 10 points vs. N.C. State (12/5) ... Earned his first start of the season vs. Milwaukee (12/8); shot a perfect 6-of-6 from the foul line and scored eight points with a game-high four steals against the Panthers ... Grabbed a season-high five rebounds vs. Wisconsin (12/12) ... Recorded 14 points by knocking down five field goals including a pair of 3-pointers, vs. Presbyterian (12/27) ... Had a game-high five assists vs. Villanova (1/2) ... Was 6-of-6 from 3-point range and finished 8-of-9 shooting from the floor to lead MU with a career-high 23 points vs. Providence (1/17) ... Named to BIG EAST Weekly Honor Roll on Jan. 18 ... Posted a game-high six assists and shot 4-of-5 from outside to finish with 12 points against Syracuse (1/23) ... Tallied 14 points, including 12 in the first half on 4-of-5 shooting from distance, and added a team-high five assists vs. Rutgers (1/26) ... Had a game-high six assists and did not commit a turnover while playing a season-high 36 minutes vs. Connecticut (1/30) ...

Season & Career Highs

Points	
Season	23, vs. Providence (1/17/10)
Career	23, vs. Providence (1/17/10)
Rebounds	
Season	5, vs. Wisconsin (12/12/09)
Career	5, Twice
Assists	
Season	7, vs. N.C. State (12/5/09)
Career	10, vs. Presbyterian (12/28/08)
Steals	
Season	5, vs. Xavier (11/26/09)
Career	5, vs. Xavier (11/26/09)
Blocked Shots	
Season	1, vs. Michigan (11/27/09)
Career	1, Twice
Minutes	
Season	36, Twice
Career	40, vs. Syracuse (3/7/09)
Field Goals	
Season	8, vs. Providence (1/17/10)
Career	8, vs. Providence (1/17/10)
Field Goal Attempts	
Season	10, vs. Presbyterian (12/27/09)
Career	10, vs. Presbyterian (12/27/09)
Free Throws	
Season	6, vs. Milwaukee (12/8/09)
Career	6, Twice
Free Throw Attempts	
Season	6, vs. Milwaukee (12/8/09)
Career	7, vs. Wisconsin (12/6/08)
3-Point Field Goals	
Season	6, vs. Providence (1/17/10)
Career	6, vs. Providence (1/17/10)
3-Point Field Goal Attempts	
Season	6, vs. Providence (1/17/10)
Career	7, vs. Syracuse (3/7/09)

Acker's Career Stats

Year	GP	GS	Min	Avg	FG-FGA	Pct	3FG-FGA	Pct	FT-FTA	Pct	Off	Def	Tot	Avg	PF	FO	Ast	TO	Blk	Stl	Pts	Avg
2007-08	35	1	467	13.3	53-120	44.2	26-61	42.6	26-33	78.8	7	27	34	1.0	54	1	62	36	1	28	158	4.5
2008-09	33	7	536	16.2	27-91	29.7	19-67	28.4	21-29	72.4	11	34	45	1.4	61	0	61	25	0	23	94	2.8
2009-10	22	9	561	25.5	65-142	45.8	33-63	52.4	23-31	74.2	5	28	33	1.5	51	0	75	28	1	32	186	8.5
TOTAL	90	17	1564	17.4	145-353	41.1	78-191	40.8	70-93	75.3	23	89	112	1.2	166	1	198	89	2	83	438	4.9



5

Junior Cadougan



Freshman • Guard • 6-1 • 205 • Toronto, Ont. • Christian Life Center Academy

2009-10: Missed first 18 games of the season after rupturing Achilles' tendon on Sept. 18 ... Made his collegiate debut vs. Syracuse (1/23) and had two rebounds and a pair of assists in eight minutes ... Garnered his first collegiate points with a pair of free throws vs. Rutgers (1/26) ...

Season & Career Highs

Points

Season	2, vs. Rutgers (1/26)
Career	2, vs. Rutgers (1/26)

Rebounds

Season	2, vs. Syracuse (1/23)
Career	2, vs. Syracuse (1/23)

Assists

Season	2, vs. Syracuse (1/23)
Career	2, vs. Syracuse (1/23)

Steals

Season	--
Career	--

Blocked Shots

Season	--
Career	--

Minutes

Season	8, vs. Syracuse (1/23)
Career	8, vs. Syracuse (1/23)

Field Goals

Season	--
Career	--

Field Goal Attempts

Season	3, vs. Rutgers (1/26)
Career	3, vs. Rutgers (1/26)

Free Throws

Season	2, vs. Rutgers (1/26)
Career	2, vs. Rutgers (1/26)

Free Throw Attempts

Season	2, Twice
Career	2, Twice

3-Point Field Goals

Season	--
Career	--

3-Point Field Goal Attempts

Season	1, Twice
Career	1, Twice

Cadougan's Career Stats

Year	GP	GS	Min	Avg	FG-FGA	Pct	3FG-FGA	Pct	FT-FTA	Pct	Off	Def	Tot	Avg	PF	FO	Ast	TO	Blk	Stl	Pts	Avg
2009-10	3	0	19	6.3	0-5	00.0	0-2	00.0	3-4	75.0	1	2	3	1.0	2	0	2	1	0	0	3	1.0



10

David Cubillan



Senior • Guard • 6-0 • 175 • Maracaibo, Venezuela • St. Benedict's (N.J.)

2008-09: Played in his 100th collegiate game vs. Centenary (11/13); took advantage of his first start since his freshman season – second start of his career – by tying a personal high with six assists in 28 minutes of action against the Gents ... Added six more assists vs. Maryland Eastern Shore (11/17) with 12 points ... Tallied career highs in rebounds (6) and steals (5) and added eight points in the second half vs. Grambling State (11/21) ... Recorded nine points and five assists vs. South Dakota (11/24) ... Tied a career-high with 33 minutes played vs. N.C. State (12/5) and dished out five assists ... Knocked down both of his 3-point attempts vs. Milwaukee (12/8) ... Had a team-high four assists vs. North Florida (12/19) ... Was 3-of-3 from the field, including 2-of-2 from 3-point range and 2-of-2 from the foul line, in scoring 10 points vs. Presbyterian (12/27) ... One of four MU player to score in double figures vs. Villanova (1/2) with 10 points on 4-of-7 shooting, including a pair of 3-pointers ... Poured in a season-high 18 points on 6-of-6 shooting from 3-point range to lead Marquette in scoring in win over Georgetown (1/6) ... Posted a career-high seven assists vs. Providence (1/17) ... Played a career-high 37 minutes vs. DePaul (1/20) ... Contributed eight points, including a pair of second-half 3-pointers, to go along with five assists and a game-high two steals vs. Connecticut (1/30) ...

Season & Career Highs

Points	
Season	18, vs. Georgetown (1/6/10)
Career	20, vs. Pittsburgh (3/3/07)
Rebounds	
Season	6, vs. Grambling St. (11/21/09)
Career	6, vs. Grambling St. (11/21/09)
Assists	
Season	7, vs. Providence (1/17/10)
Career	7, vs. Providence (1/17/10)
Steals	
Season	5, vs. Grambling St. (11/21/09)
Career	5, vs. Grambling St. (11/21/09)
Blocked Shots	
Season	--
Career	2, vs. Hillsdale (11/10/06)
Minutes	
Season	37, vs. DePaul (1/20/10)
Career	37, vs. DePaul (1/20/10)
Field Goals	
Season	6, vs. Georgetown (1/6/10)
Career	6, vs. Georgetown (1/6/10)
Field Goal Attempts	
Season	10, vs. Grambling St. (11/21/09)
Career	10, vs. Grambling St. (11/21/09)
Free Throws	
Season	2, Four times
Career	8, vs. Pittsburgh (3/3/07)
Free Throw Attempts	
Season	5, vs. UMES (11/17/09)
Career	8, vs. Pittsburgh (3/3/07)
3-Point Field Goals	
Season	6, vs. Georgetown (1/6/10)
Career	6, vs. Georgetown (1/6/10)
3-Point Field Goal Attempts	
Season	6, vs. Georgetown (1/6/10)
Career	8, Three times

Cubillan's Career Stats

Year	GP	GS	Min	Avg	FG-FGA	Pct	3FG-FGA	Pct	FT-FTA	Pct	Off	Def	Tot	Avg	PF	FO	Ast	TO	Blk	Stl	Pts	Avg
2006-07	34	1	721	21.2	55-145	37.9	48-113	42.5	29-38	76.3	11	53	64	1.9	48	0	55	25	3	22	187	5.5
2007-08	34	0	598	17.6	59-158	37.3	39-116	33.6	18-23	78.3	17	27	44	1.3	32	0	55	24	3	23	175	5.1
2008-09	31	0	296	9.5	15-55	27.3	10-34	29.4	9-13	69.2	2	15	17	0.5	22	1	22	13	1	8	49	1.6
2009-10	22	22	633	28.8	47-101	46.5	27-66	40.9	7-10	70.0	6	26	32	1.5	30	0	63	20	0	15	128	5.8
TOTAL	121	23	2248	18.6	176-459	38.3	124-329	37.7	63-84	75.0	36	121	157	1.3	132	1	195	82	7	68	539	4.5



12

Erik Williams



Freshman • Forward • 6-7 • 200 • Houston, Texas • Cypress Springs

2009-10: Saw his first collegiate action with two minutes played vs. Centenary (11/13) and had one of five blocked shots for the Golden Eagles ... Scored six points vs. Grambling State (11/21) ... Went a perfect 4-of-4 from the foul line and matched a career-high with six points and three rebounds in 13 minutes vs. North Florida (12/19) ... Registered a career-high six rebounds, including a game-high four offensive boards, vs. Presbyterian (12/27) ... Grabbed four rebounds in seven minutes vs. DePaul (2/3) ...

Season & Career Highs

Points	
Season	6, Twice
Career	6, Twice
Rebounds	
Season	6, vs. Presbyterian (12/27/09)
Career	6, vs. Presbyterian (12/27/09)
Assists	
Season	2, vs. Presbyterian (12/27/09)
Career	2, vs. Presbyterian (12/27/09)
Steals	
Season	1, Twice
Career	1, Twice
Blocked Shots	
Season	1, vs. Centenary (11/13/09)
Career	1, vs. Centenary (11/13/09)
Minutes	
Season	15, vs. Presbyterian (12/27/09)
Career	15, vs. Presbyterian (12/27/09)
Field Goals	
Season	3, vs. Grambling St. (11/21/09)
Career	3, vs. Grambling St. (11/21/09)
Field Goal Attempts	
Season	6, vs. Presbyterian (12/27/09)
Career	6, vs. Presbyterian (12/27/09)
Free Throws	
Season	4, vs. North Florida (12/19)
Career	4, vs. North Florida (12/19)
Free Throw Attempts	
Season	4, vs. North Florida (12/19)
Career	4, vs. North Florida (12/19)
3-Point Field Goals	
Season	--
Career	--
3-Point Field Goal Attempts	
Season	1, vs. Grambling St. (11/21/09)
Career	1, vs. Grambling St. (11/21/09)

Williams' Career Stats

Year	GP	GS	Min	Avg	FG-FGA	Pct	3FG-FGA	Pct	FT-FTA	Pct	Off	Def	Tot	Avg	PF	FO	Ast	TO	Blk	Stl	Pts	Avg
2009-10	13	0	96	7.4	8-22	36.4	0-1	00.0	6-12	50.0	11	14	25	1.9	16	0	3	4	1	2	22	1.7



21

Joseph Fulce



Junior • Forward • 6-7 • 205 • Plano, Texas • Plano/Tyler JC

2009-10: Earned first career start in season opener vs. Centenary (11/13) and recorded six rebounds and two blocks ... Played 21 minutes vs. Grambling State (11/21) and added five points and five rebounds ... Scored six points and grabbed seven rebounds, including a game-high six offensive boards, vs. N.C. State (12/5) ... Recorded first career double-double with career-high 13 points on 6-of-9 shooting from the field and a career-high 10 rebounds vs. North Florida (12/19); also added two steals and a pair of blocks in win over UNF ... Contributed six points, five rebounds and a career-high three assists vs. Presbyterian (12/27) ... Had a team-high four offensive rebounds vs. Georgetown (1/6) ... Shot 4-of-4 from the field in the second half vs. Villanova (1/9), including his first career 3-point basket, and finished with nine points ... Had two of the team's seven steals at Syracuse (1/23) ... Matched his career-high with 13 points on 5-of-6 shooting vs. Rutgers (1/26) ...

Season & Career Highs

Points	
Season	13, Twice
Career	13, Twice
Rebounds	
Season	10, vs. North Florida (12/19)
Career	10, vs. North Florida (12/19)
Assists	
Season	3, vs. Presbyterian (12/27/09)
Career	3, vs. Presbyterian (12/27/09)
Steals	
Season	2, Five times
Career	2, Six times
Blocked Shots	
Season	2, Twice
Career	2, Twice
Minutes	
Season	23, vs. North Florida (12/19)
Career	23, vs. North Florida (12/19)
Field Goals	
Season	6, vs. North Florida (12/19)
Career	6, vs. North Florida (12/19)
Field Goal Attempts	
Season	9, vs. North Florida (12/19)
Career	9, vs. North Florida (12/19)
Free Throws	
Season	3, vs. Centenary (11/13/09)
Career	3, vs. Centenary (11/13/09)
Free Throw Attempts	
Season	4, vs. Centenary (11/13/09)
Career	4, vs. Centenary (11/13/09)
3-Point Field Goals	
Season	1, Twice
Career	1, Twice
3-Point Field Goal Attempts	
Season	1, Four times
Career	1, Six times

Fulce's Career Stats

Year	GP	GS	Min	Avg	FG-FGA	Pct	3FG-FGA	Pct	FT-FTA	Pct	Off	Def	Tot	Avg	PF	FO	Ast	TO	Blk	Stl	Pts	Avg
2008-09	11	0	62	5.6	6-12	50.0	0-2	00.0	3-4	75.0	6	6	12	1.1	13	0	3	1	1	2	15	1.4
2009-10	22	13	258	11.7	33-69	47.8	2-4	50.0	12-15	80.0	29	48	77	3.5	41	0	9	10	9	14	80	3.6
TOTAL	33	13	320	9.7	39-81	48.1	2-6	33.3	15-19	78.9	35	54	89	2.7	54	0	12	11	10	16	95	2.9



23

Dwight Buycks



Junior • Guard • 6-3 • 190 • Milwaukee, Wis. • Bay View/Indian Hills CC

2009-10: Started the season opener vs. Centenary (11/13), his first career game as a member of the Golden Eagles, and finished with seven points, five rebounds, four assists and a pair of steals ... One of four MU players to score in double figures vs. Maryland Eastern Shore (11/17) with 12 points, including three assists and two steals ... Registered his first career double-double with 10 points and 10 rebounds vs. Grambling State (11/21) and dished out a career-best seven assists ... Was one of three MU players to record a game-high five assists vs. South Dakota (11/24) ... Tallied 13 points in upset over No. 15 Michigan (11/27) ... Had a career-high four steals vs. N.C. State (12/5) ... Contributed a team-high five assists and had two steals vs. Milwaukee (12/8) ... Led the MU bench with nine points and seven rebounds in win over North Florida (12/19) ... Pitched in 14 points to go along with four rebounds and three assists vs. Presbyterian (12/27) ... Dished out a team-high four assists vs. West Virginia (12/29) ... Scored a career-high 15 points vs. Villanova (1/2) and had a team-high two steals ... Was one of three MU players to score in double figures vs. Georgetown (1/6), tallying eight of his 10 points in the second half while playing a career-high 39 minutes in the upset over the Hoyas ... Led MU with four assists and a team-high 38 minutes played vs. Villanova (1/9), finishing with 11 points and six rebounds ... Shot 4-of-6 from the field and tallied nine points, two assists and two steals vs. Syracuse (1/23) ... His four steals vs. Rutgers (1/26) tied a career-high ... Scored 14 of MU's 15 bench points vs. DePaul (2/3) on 3-for-4 shooting from the field and 8-of-10 shooting from the foul line in 16 minutes of action ...

Season & Career Highs

Points	
Season	15, vs. Villanova (1/2/10)
Career	15, vs. Villanova (1/2/10)
Rebounds	
Season	10, vs. Grambling St. (11/21/09)
Career	10, vs. Grambling St. (11/21/09)
Assists	
Season	7, vs. Grambling St. (11/21/09)
Career	7, vs. Grambling St. (11/21/09)
Steals	
Season	4, Twice
Career	4, Twice
Blocked Shots	
Season	--
Career	--
Minutes	
Season	39, vs. Georgetown (1/6/10)
Career	39, vs. Georgetown (1/6/10)
Field Goals	
Season	6, Twice
Career	6, Twice
Field Goal Attempts	
Season	14, vs. Villanova (1/2/10)
Career	14, vs. Villanova (1/2/10)
Free Throws	
Season	8, vs. DePaul (2/3/10)
Career	8, vs. DePaul (2/3/10)
Free Throw Attempts	
Season	10, vs. DePaul (2/3/10)
Career	10, vs. DePaul (2/3/10)
3-Point Field Goals	
Season	2, Three times
Career	2, Three times
3-Point Field Goal Attempts	
Season	5, Twice
Career	5, Twice

Buycks' Career Stats

Year	GP	GS	Min	Avg	FG-FGA	Pct	3FG-FGA	Pct	FT-FTA	Pct	Off	Def	Tot	Avg	PF	FO	Ast	TO	Blk	Stl	Pts	Avg
2009-10	22	11	597	27.1	63-151	41.7	14-49	28.6	32-42	76.2	25	57	82	3.7	43	1	62	43	0	28	172	7.8



32

Lazar Hayward



Senior • Forward • 6-6 • 225 • Buffalo, N.Y. • Notre Dame Prep (Mass.)

2009-10: One of six players named to the Preseason All-BIG EAST First Team ... Helped USA Basketball earn a bronze medal in the World University Games this past summer, averaging 9.3 points and 5.6 rebounds per game ... Poured in a career high 28 points, including 18 points in the second half, in win over Maryland Eastern Shore (11/17) ... Scored 12 points vs. Grambling State (11/21) and had a career-high four assists ... Scored 18 of his game-high 20 points in the first half and grabbed a game-high eight rebounds in win over South Dakota (11/24) ... Named to the Old Spice Classic All-Tournament Team after averaging 23.3 ppg and 7.3 rpg in leading the Golden Eagles to the championship game ... Hit a season-high four 3-pointers and posted a game-high 27 points vs. Xavier (11/26) ... Finished with 22 points and nine rebounds vs. Michigan (11/27) ... Recorded his first double-double of the season with 21 points and 10 rebounds and matched career-high with four steals vs. Florida State (11/29) ... Named to BIG EAST Weekly Honor Roll on Nov. 30 ... Contributed 15 points vs. N.C. State (12/5) ... Chipped in 13 points and two steals vs. Milwaukee (12/8) ... Poured in a game-high 21 points and grabbed 12 rebounds to secure his second double-double of the season vs. Wisconsin (12/12) and matched a career-high with two blocks ... Scored 13 points vs. North Florida (12/19) and five of his seven rebounds came off the offensive glass ... Tallied a game-high 23 points and three steals and had seven rebounds vs. Presbyterian (12/27) ... Registered 17 of his game-high 24 points in the first half and finished 4-of-7 shooting from beyond the arc vs. West Virginia (12/29) ... Recorded his third double-double of the season with 17 points and a season-high 14 rebounds vs. Villanova (1/2) ... Posted his second consecutive double-double by recording 12 points and 11 rebounds and matched a career-high with four steals vs. Georgetown (1/6) ... Scored 18 of his game-high 20 points in the second half vs. Villanova (1/9) and finished with a team-high four 3-pointers, eight rebounds and three steals ... Pitched in 22 points on 9-of-15 shooting vs. Providence (1/17) ... Led Marquette with 14 points, all in the first half,

and posted a team-high eight rebounds vs. DePaul (1/20) ... Contributed 16 points and a team-high eight rebounds vs. Syracuse (1/23) ... Paced MU with 12 rebounds and added 12 points vs. Rutgers (1/26) for his team-leading fifth double-double of the season and became just the third player in MU history (Don Kojis and Bo Ellis) to tally over 1,600 career points and 800 career rebounds ... Added 20 points and knocked down four 3-pointers, matching a career high, vs. Connecticut (1/30) ... Tied his his season-high mark of 14 rebounds, scored 19 points and registered a game-high three steals vs. DePaul (2/3) ...

Season & Career Highs

Points	
Season	28, vs. UMES (11/17/09)
Career	28, vs. UMES (11/17/09)
Rebounds	
Season	14, Twice
Career	18, vs. IPFW (12/13/08)
Assists	
Season	4, vs. Grambling St. (11/21/09)
Career	4, vs. Grambling St. (11/21/09)
Steals	
Season	4, Twice
Career	4, Six times
Blocked Shots	
Season	2, vs. Wisconsin (12/12/09)
Career	2, Four times
Minutes	
Season	40, vs. Wisconsin (12/12/09)
Career	42, vs. Syracuse (3/7/09)
Field Goals	
Season	12, vs. UMES (11/17/09)
Career	12, vs. UMES (11/17/09)
Field Goal Attempts	
Season	22, Twice
Career	22, Twice
Free Throws	
Season	7, Twice
Career	9, vs. Western Carolina (12/19/08)
Free Throw Attempts	
Season	8, Twice
Career	11, vs. Notre Dame (3/13/08)
3-Point Field Goals	
Season	4, Four times
Career	5, Twice
3-Point Field Goal Attempts	
Season	8, Three times
Career	9, vs. Presbyterian (12/28/08)


Hayward's Career Stats

Year	GP	GS	Min	Avg	FG-FGA	Pct	3FG-FGA	Pct	FT-FTA	Pct	Off	Def	Tot	Avg	PF	FO	Ast	TO	Blk	Stl	Pts	Avg
2006-07	34	16	553	16.3	83-194	42.8	10-48	20.8	48-72	66.7	61	63	124	3.6	73	1	10	35	3	20	224	6.6
2007-08	35	33	889	25.4	158-333	47.4	41-91	45.1	92-119	77.3	66	162	228	6.5	94	3	21	63	13	39	449	12.8
2008-09	35	35	1109	31.7	204-435	46.9	53-148	35.8	109-133	82.0	99	203	302	8.6	89	2	39	65	9	35	570	16.3
2009-10	22	22	669	30.4	147-340	43.2	38-109	34.9	68-82	82.9	52	119	171	7.8	73	2	33	45	8	35	400	18.2
TOTAL	126	106	3220	25.6	592-1302	45.5	142-396	35.9	317-406	78.1	278	547	825	6.5	329	8	103	208	33	129	1643	13.0



33

Jimmy Butler



Junior • Guard/Forward • 6-6 • 215 • Tomball, Texas • Tomball/Tyler JC

2009-10: Led Marquette with a career-high 27 points on 11-of-16 shooting from the field and a game high 13 rebounds while making his first collegiate start vs. Centenary (11/13) in the season opener; also went a perfect 5-of-5 from the foul line against the Gents ... Knocked down his first career 3-pointers in shooting 3-of-3 beyond the arc and finished with 12 points, seven rebounds, three assists and two steals vs. Maryland Eastern Shore (11/17) ... Netted a team-high 15 points in win over Grambling State (11/21) ... Was one of four MU players to score in double figures with 13 points vs. South Dakota (11/24) and two blocks ... Registered a career-high four blocks and was 4-of-5 from the field and 7-of-10 from the foul line to score 15 points vs. Xavier (11/26) ... Added 17 points and nine rebounds vs. Michigan (11/27) ... Recorded a double-double with 10 points and 11 rebounds vs. Florida State (11/29) ... Tallied his third double-double of the season and second in as many games with 19 points and a game-high 12 rebounds vs. N.C. State (12/5) ... Was 6-of-6 from the field and 7-of-9 from the foul line in scoring a game-high 19 points vs. Milwaukee (12/8) ... Shot 5-of-6 from the field and was 11-of-13 from the foul line to finish with a game-high 21 points vs. North Florida (12/19) to go along with two blocks and two steals ... Registered a career-high five assists and added 16 points and a game-high eight rebounds vs. Presbyterian (12/27) ... Had nine points, three assists and a steal vs. West Virginia (12/29) ... Played a career-high 39 minutes vs. Villanova (1/2) and scored a game-high 19 points and had seven rebounds ... Went a perfect 10-of-10 from the charity stripe, including eight free throws in the second half, and scored 14 points vs. Villanova (1/9) ... Was 6-of-7 from the field and finished with 14 points, five rebounds and four assists vs. Providence (1/17) ... Added 13 points and six rebounds vs. Syracuse (1/23) ... Matched Darius Johnson-Odom's 16 points to lead MU in scoring vs. Rutgers (1/26) to go along with eight rebounds ... Shot 9-of-12 from the charity stripe and led MU in scoring for the second straight outing with a game-high 21 points vs. Connecticut (1/30) ... Made a Marquette single-game season-high and personal career-high 14 free throws on 16 attempts and finished with 18 points vs. DePaul (2/3) ...

Season & Career Highs

Points	
Season	27, vs. Centenary (11/13/09)
Career	27, vs. Centenary (11/13/09)
Rebounds	
Season	13, vs. Centenary (11/13/09)
Career	14, vs. Syracuse (3/7/09)
Assists	
Season	5, vs. Presbyterian (12/27/09)
Career	5, vs. Presbyterian (12/27/09)
Steals	
Season	2, 11 times
Career	3, vs. Villanova (3/12/09)
Blocked Shots	
Season	4, vs. Xavier (11/26/09)
Career	4, vs. Xavier (11/26/09)
Minutes	
Season	39, vs. Villanova (1/2/10)
Career	39, vs. Villanova (1/2/10)
Field Goals	
Season	11, vs. Centenary (11/13/09)
Career	11, vs. Centenary (11/13/09)
Field Goal Attempts	
Season	16, vs. Centenary (11/13/09)
Career	16, vs. Centenary (11/13/09)
Free Throws	
Season	14, vs. DePaul (2/3/10)
Career	14, vs. DePaul (2/3/10)
Free Throw Attempts	
Season	16, vs. DePaul (2/3/10)
Career	16, Twice
3-Point Field Goals	
Season	3, vs. UMES (11/17/09)
Career	3, vs. UMES (11/17/09)
3-Point Field Goal Attempts	
Season	3, Twice
Career	3, Twice

Butler's Career Stats

Year	GP	GS	Min	Avg	FG-FGA	Pct	3FG-FGA	Pct	FT-FTA	Pct	Off	Def	Tot	Avg	PF	FO	Ast	TO	Blk	Stl	Pts	Avg
2008-09	35	0	687	19.6	55-107	51.4	0-4	00.0	86-112	76.8	75	63	138	3.9	66	2	26	17	16	17	196	5.6
2009-10	22	22	718	32.6	97-171	56.7	11-21	52.4	129-164	78.7	58	87	145	6.6	43	1	44	21	17	26	334	15.2
TOTAL	57	22	1405	24.6	152-278	54.7	11-25	44.0	215-276	77.9	133	150	283	5.0	109	3	70	38	33	43	530	9.3



42

Chris Otule



Sophomore • Center • 6-10 • 250 • Richmond, Texas • Ft. Bend Bush

2009-10: Played six minutes in the season opener vs. Centenary (11/13) ... Scored six points on 3-of-4 shooting from the field and added a career high three blocks vs. Maryland Eastern Shore (11/17) ... Garnered first career start vs. Grambling State (11/21) ... Likely to miss the remainder of the season with broken foot ...

Season & Career Highs

Points	
Season	6, vs. UMES (11/17/09)
Career	6, vs. UMES (11/17/09)
Rebounds	
Season	3, vs. UMES (11/17/09)
Career	5, vs. Presbyterian (12/28)
Assists	
Season	--
Career	--
Steals	
Season	--
Career	--
Blocked Shots	
Season	3, vs. UMES (11/17/09)
Career	3, vs. UMES (11/17/09)
Minutes	
Season	11, vs. UMES (11/17/09)
Career	14, vs. Presbyterian (12/28)
Field Goals	
Season	3, vs. UMES (11/17/09)
Career	3, vs. UMES (11/17/09)
Field Goal Attempts	
Season	4, vs. UMES (11/17/09)
Career	5, vs. Presbyterian (12/28)
Free Throws	
Season	1, vs. Grambling St. (11/21/09)
Career	3, Twice
Free Throw Attempts	
Season	2, vs. Centenary (11/13/09)
Career	6, vs. Western Carolina (12/20/08)
3-Point Field Goals	
Season	--
Career	--
3-Point Field Goal Attempts	
Season	--
Career	--


Otule's Career Stats

Year	GP	GS	Min	Avg	FG-FGA	Pct	3FG-FGA	Pct	FT-FTA	Pct	Off	Def	Tot	Avg	PF	FO	Ast	TO	Blk	Stl	Pts	Avg
2008-09	9	0	60	6.7	4-11	36.4	0-0	00.0	4-10	40.0	5	5	10	1.1	9	0	0	6	5	0	12	1.3
2009-10	3	1	25	8.3	5-8	62.5	0-0	00.0	1-6	16.7	5	1	6	2.0	5	0	0	3	5	0	11	3.7
TOTAL	12	1	85	7.1	9-19	47.4	0-0	00.0	5-16	31.3	10	6	16	1.3	14	0	0	9	10	0	23	1.9



45

Robert Frozena



Junior • Guard • 6-1 • 190 • Sherwood, Wis. • St. Mary Central

2009-10: Played in each of the team's first four games of the season ... tallied a career-high three points vs. Grambling State (11/21) ... Knocked down his first career 3-pointer and tied a career high with three points in seven minutes of action vs. South Dakota (11/24) ... Played seven minutes vs. Presbyterian (12/27), matching a career high ...

Season & Career Highs

Points	
Season	3, Twice
Career	3, Twice
Rebounds	
Season	1, Four times
Career	2, Three times
Assists	
Season	1, vs. Presbyterian (12/27/09)
Career	1, vs. Providence (1/3/08)
Steals	
Season	1, vs. South Dakota (11/24/09)
Career	1, Twice
Blocked Shots	
Season	--
Career	--
Minutes	
Season	7, Twice
Career	7, Twice
Field Goals	
Season	1, Twice
Career	1, Three times
Field Goal Attempts	
Season	2, vs. Providence (1/17/10)
Career	2, Twice
Free Throws	
Season	1, vs. Grambling St. (11/21/09)
Career	2, Twice
Free Throw Attempts	
Season	3, vs. Grambling St. (11/21/09)
Career	3, vs. Grambling St. (11/21/09)
3-Point Field Goals	
Season	1, vs. South Dakota (11/24/09)
Career	1, vs. South Dakota (11/24/09)
3-Point Field Goal Attempts	
Season	1, vs. South Dakota (11/24/09)
Career	1, vs. South Dakota (11/24/09)

Frozena's Career Stats

Year	GP	GS	Min	Avg	FG-FGA	Pct	3FG-FGA	Pct	FT-FTA	Pct	Off	Def	Tot	Avg	PF	FO	Ast	TO	Blk	Stl	Pts	Avg
2007-08	7	0	9	1.3	0-0	00.0	0-0	00.0	3-4	75.0	0	2	2	0.3	0	0	1	0	0	1	3	0.4
2008-09	11	0	22	2.0	1-4	25.0	0-0	00.0	2-4	50.0	4	3	7	0.6	3	0	0	3	0	0	4	0.4
2009-10	8	0	28	3.5	2-4	50.0	1-1	1.000	1-3	33.3	1	3	4	0.5	3	0	1	2	0	1	6	0.8
TOTAL	26	0	59	2.3	3-8	37.5	1-1	1.000	6-11	54.5	5	8	13	0.5	6	0	2	5	0	2	13	0.5



55

Youssoupha Mbao



Freshman • Center • 7-2 • 215 • Dakar, Senegal • Stoneridge Prep

2009-10: Played his first collegiate game vs. Grambling State (11/21) and recorded his first collegiate block ... Saw 12 minutes of action vs. South Dakota (11/24) ... Had one of MU's two blocks and played a career-high 15 minutes vs. Presbyterian (12/27) ... Expected to miss up to six weeks (as of Jan. 19) with a knee injury ...

Season & Career Highs

Points

Season	1, vs. Grambling St. (11/21/09)
Career	1, vs. Grambling St. (11/21/09)

Rebounds

Season	2, vs. North Florida (12/19)
Career	2, vs. North Florida (12/19)

Assists

Season	2, vs. South Dakota (11/24/09)
Career	2, vs. South Dakota (11/24/09)

Steals

Season	1, vs. Presbyterian (12/27/09)
Career	1, vs. Presbyterian (12/27/09)

Blocked Shots

Season	1, Five times
Career	1, Five times

Minutes

Season	15, vs. Presbyterian (12/27/09)
Career	15, vs. Presbyterian (12/27/09)

Field Goals

Season	--
Career	--

Field Goal Attempts

Season	1, vs. South Dakota (11/24/09)
Career	1, vs. South Dakota (11/24/09)

Free Throws

Season	1, vs. Grambling St. (11/21/09)
Career	1, vs. Grambling St. (11/21/09)

Free Throw Attempts

Season	2, vs. Grambling St. (11/21/09)
Career	2, vs. Grambling St. (11/21/09)

3-Point Field Goals

Season	--
Career	--

3-Point Field Goal Attempts

Season	--
Career	--

Mbao's Career Stats

Year	GP	GS	Min	Avg	FG-FGA	Pct	3FG-FGA	Pct	FT-FTA	Pct	Off	Def	Tot	Avg	PF	FO	Ast	TO	Blk	Stl	Pts	Avg
2009-10	10	0	60	6.0	0-1	00.0	0-0	00.0	1-2	50.0	3	4	7	0.7	13	0	4	2	5	1	1	0.1



CAREER GAME-BY-GAME STATISTICS

1 JOHNSON-ODOM, D.

2009-10 Statistics

	min	fg-a	3fg-a	ft-a	reb	ast	to	bk	st	pf	pts
Centenary	23	3-6	2-5	2-2	2	1	2	0	1	3	10
UMES	12	1-6	1-5	0-0	1	1	1	0	1	1	3
Grambling	16	3-5	3-4	4-4	1	2	1	0	1	1	13
South Dakota*	18	6-12	3-5	3-3	2	5	0	0	1	1	18
vs. Xavier*	26	3-9	1-1	1-2	2	2	3	0	0	2	8
vs. Michigan*	35	5-9	2-4	2-3	4	3	2	0	1	2	14
vs. Florida State*	33	6-11	3-6	2-3	1	0	2	0	3	3	17
NC State*	34	3-6	3-4	2-4	5	1	3	0	0	5	11
Milwaukee	23	6-9	3-4	0-0	4	3	1	0	2	1	15
at Wisconsin	28	4-8	3-5	2-2	1	1	5	0	0	5	13
North Florida	23	3-6	1-2	0-0	2	2	1	0	0	3	7
Presbyterian	20	6-9	3-3	0-0	1	4	0	0	0	1	15
at West Virginia	34	5-12	3-4	1-3	6	1	2	1	2	1	14
Villanova	17	1-6	0-2	2-4	0	3	1	0	1	5	4
Georgetown	22	3-7	1-5	0-0	2	4	0	0	3	2	7
at Villanova	30	5-12	3-6	3-8	2	2	2	1	0	3	16
Providence*	30	8-14	4-8	2-2	5	4	3	0	0	2	22
at DePaul*	24	2-9	1-5	2-2	1	5	4	0	0	2	7
at Syracuse	32	5-14	3-6	4-7	1	2	2	0	1	1	17
Rutgers*	31	7-14	2-4	0-1	2	2	1	0	1	1	16
at Connecticut*	35	4-12	3-7	4-6	1	2	0	0	1	3	15
DePaul*	30	7-11	3-6	4-5	2	2	5	0	1	4	21
at Providence											
USF											
Pittsburgh											
at Cincinnati											
at St. John's											
at Seton Hall											
Louisville											
Notre Dame											

2 ACKER, Maurice

2009-10 Statistics

	min	fg-a	3fg-a	ft-a	reb	ast	to	bk	st	pf	pts
Centenary	19	5-9	0-1	1-2	1	4	1	0	1	4	11
UMES	25	3-8	1-4	1-2	1	4	1	0	3	1	8
Grambling	17	3-6	2-3	1-2	3	4	2	0	1	1	9
South Dakota	21	4-7	3-4	0-0	0	3	1	0	2	1	11
vs. Xavier	25	4-6	1-2	2-3	1	4	4	0	5	2	11
vs. Michigan	29	3-5	2-4	0-1	0	4	0	1	2	1	8
vs. Florida State	26	1-3	0-1	0-0	1	2	1	0	1	2	2
NC State	18	3-4	2-4	2-2	2	7	2	0	2	4	10
Milwaukee*	28	1-5	0-2	6-6	2	1	0	0	4	1	8
at Wisconsin*	28	2-5	1-2	1-2	5	3	2	0	0	4	6
North Florida*	22	1-8	0-2	2-2	2	2	3	0	0	3	4
Presbyterian	22	5-10	2-5	2-2	0	1	1	0	1	2	14
at West Virginia	23	2-4	1-1	0-0	3	4	2	0	0	2	5
Villanova	26	1-4	1-3	2-3	2	5	1	0	0	2	5
Georgetown	14	2-4	0-1	1-0	0	0	0	0	1	2	4
at Villanova	24	2-6	2-2	0-0	2	3	0	0	2	3	6
Providence*	34	8-9	6-6	1-1	1	2	2	0	1	4	23
at DePaul*	29	3-4	0-0	0-0	1	2	1	0	2	3	6
at Syracuse*	32	4-8	4-5	0-0	0	6	1	0	0	2	12
Rutgers*	27	5-8	4-5	0-0	1	5	1	0	2	2	14
at Connecticut*	36	2-7	0-2	0-0	1	6	0	0	1	2	4
DePaul*	36	1-9	1-4	2-2	3	3	2	0	1	3	5
at Providence											
USF											
Pittsburgh											
at Cincinnati											
at St. John's											
at Seton Hall											
Louisville											
Notre Dame											

2008-09 Statistics

	min	fg-a	3fg-a	ft-a	reb	ast	to	bk	st	pf	pts	
Houston Baptist*	16	1-6	0-1	2-2	5	1	0	0	0	3	4	
Chicago State*	15	2-5	1-2	2-2	0	0	0	0	0	2	4	7
Milwaukee*	16	1-5	0-2	1-3	2	1	1	0	0	1	3	
Texas Southern*	19	3-5	3-4	1-2	2	2	0	0	1	3	10	
vs. Northern Iowa*	19	2-6	0-4	0-0	1	3	0	0	1	0	4	
vs. Dayton*	14	0-1	0-0	0-0	3	0	2	0	0	2	0	
Central Michigan*	14	1-3	1-1	0-0	2	0	1	0	1	1	3	
Wisconsin*	8	0-1	0-1	6-7	0	1	0	0	1	2	6	
IPFW*	16	0-2	0-2	0-0	0	2	1	0	0	0	0	
vs. Tennessee*	8	0-2	0-1	0-0	0	0	0	0	0	3	0	
Western Carolina*	18	3-4	2-3	0-0	0	2	2	0	2	2	8	
at N.C. State*	9	0-0	0-0	0-0	1	1	0	0	0	2	0	
Presbyterian*	16	0-2	0-2	1-2	10	1	0	0	4	1	1	
Villanova*	5	0-1	0-0	1-1	2	2	0	0	0	0	0	
Cincinnati*	12	1-3	1-3	0-0	0	1	3	0	0	2	3	
at Rutgers*	4	0-1	0-1	0-0	1	1	0	0	0	0	0	
West Virginia												
at Providence	17	0-1	0-1	0-1	2	3	0	0	3	3	0	
DePaul	3	0-1	0-1	0-0	0	0	0	0	0	1	0	
at Notre Dame	22	0-2	0-2	3-3	1	0	0	1	2	0	0	
Georgetown	7	0-0	0-0	2-2	1	1	0	0	1	2	2	
at DePaul	10	0-2	0-1	0-0	0	4	0	0	0	2	0	
at USF	6	0-3	0-3	0-0	0	1	0	0	1	2	0	
at Villanova	8	0-0	0-0	1-0	0	0	0	0	0	2	0	
St. John's	8	0-0	0-0	1-1	2	0	0	0	0	0	0	
Seton Hall	3	0-1	0-1	0-0	0	0	1	0	0	2	0	
at Georgetown												
Connecticut	33	2-2	2-2	0-0	3	4	0	0	1	4	6	
at Louisville*	33	1-5	1-5	0-0	3	3	2	0	0	3	3	
at Pittsburgh*	29	2-4	2-4	0-0	2	2	2	0	1	1	6	
Syracuse*	40	2-8	2-7	0-0	3	7	2	0	2	2	6	
vs. St. John's*	27	1-4	0-2	3-4	2	2	1	0	1	1	5	
vs. Villanova*	30	4-5	3-4	1-2	2	1	0	0	4	12		
vs. Utah State*	24	1-4	1-4	2-2	1	2	0	0	0	2	5	
vs. Missouri*	27	0-2	0-2	0-0	1	1	1	0	0	2	0	

2007-08 Statistics

	min	fg-a	3fg-a	ft-a	reb	ast	to	bk	st	pf	pts
IUPUI	12	1-2	1-2	0-1	1	1	1	0	0	1	3
Utah Valley	9	0-1	0-1	0-0	1	2	2	0	1	2	0
at Chaminade	8	0-2	0-2	0-0	1	1	1	0	0	1	0
vs. Okla. St.	16	3-6	1-2	0-0	2	2	2	0	0	3	7
vs. Duke	14	2-3	1-1	0-0	1	3	2	0	2	1	5
UWM	13	1-6	0-3	3-4	1	2	1	0	0	1	5
at Wisconsin	12	2-3	2-2	0-0	0	2	1	0	2	1	6
Sacramento St.	17	3-6	1-2	3-6	0	2	0	0	1	2	10
IPFW	21	3-7	1-3	0-0	4	2	2	0	3	3	7
Coppin St.	18	3-5	1-3	0-0	1	4	1	0	1	2	7
Savannah St.	12	2-4	1-1	0-0	0	1	2	0	2	0	5
Providence	11	3-4	2-2	0-0	2	0	2	0	1	4	8
at WVU	12	0-2	0-2	2-2	0	2	1	0	0	2	2
Seton Hall	28	1-5	1-3	2-2	3	6	1	1	1	5	5
Notre Dame	14	1-4	0-2	0-0	1	5	2	0	1	3	2
at Louisville	18	2-7	0-3	2-2	1	0	1	0	2	0	6
at Connecticut	18	3-7	2-3	1-2	0	5	0	0	0	3	9
DePaul	17	1-2	1-2	0-0	2	2	1	0	1	0	3
USF	22	0-3	0-1	2-2	1	1	0	0	1	2	2
at Cincinnati	11	0-0	0-0	2-2	0	2	1	0	1	1	2
Louisville*	22	2-5	2-4	2-2	3	4	0	0	1	2	8
at Notre Dame	2	0-0	0-0	0-0	0	0	0	0	0	0	0
at Seton Hall	8	2-4	0-1	0-0	0	0	2	0	0	2	4
Pittsburgh	5	1-2	0-0	2-2	0	1	2	0	1	1	4
at St. John's	2	0-0	0-0	0-0	0	0	1	0	0	0	0
Rutgers	9	1-1	0-0	0-0	2	3	0	0	1	1	2
at Villanova	13	3-5	2-4	4-4	2	0	0	0	1	2	12
Georgetown	7	0-1	0-0	0-0	0	0	0	0	1	1	0
Florida Gulf Coast	8	1-2	1-1	0-0	0	1	1	0	0	0	3
at Syracuse	6	3-3	1-1	0-0	1	1	1	0	0	2	7
vs. Seton Hall	20	2-3	1-2	0-0	2	2	0	0	1	1	5
vs. Notre Dame	20	4-6	2-4	1-2	0	3	2	0	1	1	11
vs. Pittsburgh	14	1-4	1-2	0-0	0	0	3	0	0	2	3
vs. Kentucky	15	1-3	0-0	0-0	1	2	0	0	1	1	2
vs. Stanford	13	1-2	1-2	0-0	1	0	0	0	0	1	3

* - indicates player started the game

Marquette Game Notes

Page 29



CAREER GAME-BY-GAME STATISTICS

5 CADOUGAN, Junior

2009-10 Statistics

	min	fg-a	3fg-a	ft-a	reb	ast	to	bk	st	pf	pts
Centenary											DNP
UMES											DNP
Grambling*											DNP
South Dakota											DNP
vs. Xavier											DNP
vs. Michigan											DNP
vs. Florida State											DNP
NC State											DNP
Milwaukee											DNP
at Wisconsin											DNP
North Florida											DNP
Presbyterian											DNP
at West Virginia											DNP
Villanova											DNP
Georgetown											DNP
at Villanova											DNP
Providence											DNP
at DePaul											DNP
at Syracuse	.8	0-2	0-1	0-0	2	2	1	0	0	2	0
Rutgers	.7	0-3	0-1	2-2	1	0	0	0	0	0	2
at Connecticut											DNP
DePaul	.4	0-0	0-0	1-2	0	0	0	0	0	0	1
at Providence											USF
USF											DNP
Pittsburgh											at Cincinnati
at Cincinnati											at St. John's
at St. John's											at Seton Hall
at Seton Hall											Louisville
Louisville											Notre Dame
Notre Dame											

10 CUBILLAN, David

2009-10 Statistics

	min	fg-a	3fg-a	ft-a	reb	ast	to	bk	st	pf	pts
Centenary*	.28	3-6	0-3	0-2	1	6	1	0	1	1	6
UMES*	.33	5-8	2-5	0-0	3	6	1	0	1	1	12
Grambling*	.30	3-10	1-4	1-1	6	1	3	0	5	1	8
South Dakota*	.22	3-4	3-4	0-0	0	5	1	0	1	0	9
vs. Xavier*	.29	1-2	1-2	2-2	4	2	2	0	0	1	5
vs. Michigan*	.28	1-2	1-2	0-0	2	2	0	0	0	3	3
vs. Florida State*	.27	0-6	0-5	2-2	1	1	1	0	2	1	2
NC State*	.33	2-6	1-4	0-0	2	5	0	0	1	0	5
Milwaukee*	.30	2-2	2-2	0-0	1	0	0	0	2	6	6
at Wisconsin*	.23	1-3	1-2	0-0	0	1	0	0	0	3	3
North Florida*	.32	2-2	1-1	0-0	2	4	2	0	0	2	5
Presbyterian*	.18	3-3	2-2	2-2	1	3	1	0	0	1	10
at West Virginia*	.20	1-3	1-3	0-0	0	0	0	0	1	0	3
Villanova*	.36	4-7	2-5	0-0	1	0	0	0	3	10	10
Georgetown*	.29	6-7	6-6	0-0	1	3	2	0	0	0	18
at Villanova*	.21	0-1	0-1	0-0	0	3	3	0	0	1	0
Providence*	.29	1-3	0-1	0-0	1	7	1	0	0	3	2
at DePaul*	.37	2-3	1-1	0-1	4	2	0	0	0	1	5
at Syracuse*	.27	1-7	0-4	0-0	2	1	0	0	1	1	2
Rutgers*	.32	2-5	0-2	0-0	1	4	0	0	0	2	4
at Connecticut*	.35	3-6	2-4	0-0	0	5	0	0	2	0	8
DePaul*	.34	1-5	0-3	0-0	0	1	1	0	0	3	2
at Providence											USF
USF											DNP
Pittsburgh											at Cincinnati
at Cincinnati											at St. John's
at St. John's											at Seton Hall
at Seton Hall											Louisville
Louisville											Notre Dame
Notre Dame											

2008-09 Statistics

	min	fg-a	3fg-a	ft-a	reb	ast	to	bk	st	pf	pts
Houston Baptist	.11	1-4	1-3	0-2	0	1	1	0	0	0	3
Chicago State	.16	2-4	2-4	2-2	1	2	2	0	0	1	8
Milwaukee	.14	1-3	0-1	0-1	3	1	1	0	1	5	2
Texas Southern	.16	1-6	1-4	0-0	1	2	2	0	0	1	3
vs. Northern Iowa	.22	2-6	2-5	1-2	3	3	0	0	1	1	7
vs. Dayton	.20	2-3	1-2	0-0	1	1	0	0	0	3	5
Central Michigan	.29	1-6	1-4	2-2	3	4	2	1	1	2	5
Wisconsin	.6	0-1	0-1	0-0	0	0	0	0	0	0	0
IPFW	.20	1-5	0-4	0-0	1	1	1	0	1	0	2
vs. Tennessee	.0+	0-0	0-0	0-0	0	0	0	0	0	0	0
Western Carolina	.3	0-1	0-0	0-0	0	0	0	0	0	0	0
at N.C. State	.2	0-0	0-0	0-0	1	0	0	0	0	0	0
Presbyterian	.13	1-1	1-1	0-0	0	1	2	0	0	1	3
Villanova	.1	0-0	0-0	0-0	0	0	0	0	0	0	0
Cincinnati	.9	0-0	0-0	0-0	1	0	0	0	0	0	0
at Rutgers	.5	0-1	0-0	0-0	0	0	0	0	0	1	0
West Virginia											DNP
at Providence	.3	0-1	0-1	0-0	0	0	0	0	0	0	0
DePaul	.3	0-1	0-0	0-0	0	0	0	0	0	1	0
at Notre Dame	.2	0-0	0-0	0-0	0	0	0	0	0	0	0
Georgetown	.3	0-1	0-0	0-0	0	0	0	0	1	0	0
at DePaul	.4	0-0	0-0	0-0	1	0	0	0	0	0	0
at USF											DNP
at Villanova											DNP
St. John's	.7	0-0	0-0	0-0	0	1	0	0	0	2	0
Seton Hall	.3	0-1	0-0	0-0	0	1	0	0	0	0	0
at Georgetown	.3	0-0	0-0	0-0	0	0	0	0	0	0	0
Connecticut											DNP
at Louisville	.12	0-0	0-0	2-2	1	0	0	0	0	0	2
at Pittsburgh	.11	0-0	0-0	0-0	0	2	0	0	0	0	0
Syracuse	.4	0-0	0-0	0-0	0	1	0	0	0	0	0
vs. St. John's	.25	2-7	0-2	2-2	0	0	1	0	2	1	6
vs. Villanova	.14	1-2	1-2	0-0	0	1	0	1	1	2	3
vs. Utah State	.13	0-1	0-0	0-0	0	1	0	0	0	1	0
vs. Missouri	.2	0-0	0-0	0-0	0	0	0	0	0	0	0

2007-08 Statistics

	min	fg-a	3fg-a	ft-a	reb	ast	to	bk	st	pf	pts
IUPUI	.23	3-9	2-8	1-1	1	3	1	0	0	2	9
Utah Valley	.19	4-8	2-6	2-2	1	2	0	0	2	0	12
at Chaminade	.24	3-8	2-6	3-3	1	2	1	0	3	0	11
vs. Okla. St.	.23	4-5	2-2	0-0	2	1	2	0	0	0	10
vs. Duke	.21	2-4	2-4	0-0	1	2	0	0	1	2	6
UWM	.26	5-9	2-6	0-0	4	6	1	0	0	1	12
at Wisconsin	.20	1-5	1-4	0-0	1	2	0	0	0	1	3
Sacramento St.	.23	1-4	0-2	3-5	2	3	1	1	2	1	5
IPFW	.18	4-9	3-8	0-0	3	1	3	0	0	1	11
Coppin St.											DNP
Savannah St.	.14	2-4	1-2	0-0	1	2	1	0	0	0	5
Providence	.22	1-4	0-3	0-0	1	1	0	0	2	1	2
at WVU	.20	2-6	1-4	0-0	2	2	2	0	0	4	5
Seton Hall	.10	1-4	1-4	0-0	0	0	0	0	0	1	3
Notre Dame	.15	4-7	3-5	0-0	2	2	1	0	1	0	11
at Louisville	.14	0-1	0-1	0-1	0	0	0	0	0	3	0
at Connecticut	.16	3-3	2-2	0-0	2	1	1	0	1	1	8
DePaul	.26	3-6	2-4	1-1	3	5	1	1	3	1	9
USF	.21	1-3	1-2	0-0	1	2	2	0	1	2	3
at Cincinnati	.7	0-2	0-2	0-0	0	0	0	0	1	0	0
Louisville	.19	0-3	0-3	0-0	2	2	0	1	0	1	0
at Notre Dame	.20	4-8	3-6	0-0	0	1	0	0	2	11	11
at Seton Hall	.20	2-8	2-4	4-4	1	0	0	0	1	1	10
Pittsburgh	.23	4-7	3-5	2-2	2	1	0	0	2	13	13
at St. John's	.24	1-5	1-4	0-0	2	3	2	0	2	0	3
Rutgers	.16	2-5	2-4	0-0	0	2	2	0	0	1	6
at Villanova	.16	1-3	0-2	0-0	1	0	1	0	2	1	2
Georgetown	.17	0-1	0-1	0-0	2	3	0	0	0	1	0
Florida Gulf Coast	.15	0-1	0-1	0-0	0	1	1	0	1	0	0
at Syracuse	.11	0-1	0-1	0-0	0	1	0	0	0	0	0
vs. Seton Hall	.4	0-3	0-1	0-0	2	0	0	0	0	1	0
vs. Notre Dame	.9	0-2	0-2	0-0	0	1	1	0	0	0	0
vs. Pittsburgh	.20	1-7	1-5	1-2	4	1	0	0	0	1	4
vs. Kentucky	.8	0-0	0-0	1-2	0	1	0	0	0	0	1
vs. Stanford	.14	0-3	0-2	0-0	0	1	0	0	0	0	0

2006-07 Statistics

	min	fg-a	3fg-a	ft-a	reb	ast	to	bk	st	pf	pts
Hillsdale	.19	2-3	1-2	0-1	2	1	2	0	1	2	5
Idaho St.	.18	0-1	0-1	0-0	2	1	0	1	0	1	0
Detroit	.20	3-5	2-3	2-2	0	2	2	0	0	2	10
Eastern Michigan	.16	3-4	3-4	1-2	1	5	1	0	0	1	10
vs. Texas Tech	.28	4-6	3-5	0-0	5	1	1	0	1	2	11
vs. Duke	.19	1-3	1-3	2-3	1	0	1	0	0	2	5
at Valparaiso	.23	1-3	1-3	1-2	2	1	1	0	1	0	4
Northwestern St.	.22	1-5	1-4	0-0	2	4	1	0	3	2	3
North Dakota St.	.15	3-4	2-3	0-0	1	3	1	0	0	2	8
Delaware St.	.19	1-2	1-1	0-0	0	4	0	0	2	0	3
Wisconsin	.18	1-5	1-2	0-0	2	1	0	0	1	1	3
UMBC	.19	1-5	1-5	0-2	1	2	0	0	1	0	3
Oakland	.25	2-3	2-2	2-2	2	2					



CAREER GAME-BY-GAME STATISTICS

12 WILLIAMS, Erik

2009-10 Statistics

	min	fg-a	3fg-a	ft-a	reb	ast	to	bk	st	pf	pts
Centenary	2	0-0	0-0	1-2	1	0	0	1	0	1	1
UMES				DNP							
Grambling	12	3-5	0-1	0-0	3	0	0	0	1	1	6
South Dakota	8	2-3	0-0	0-0	1	0	2	0	0	2	4
vs. Xavier				DNP							
vs. Michigan				DNP							
vs. Florida State				DNP							
NC State				DNP							
Milwaukee	9	0-0	0-0	0-0	2	0	0	0	0	2	0
at Wisconsin				DNP							
North Florida	13	1-3	0-0	4-4	3	0	2	0	0	4	6
Presbyterian	15	2-6	0-0	0-1	6	2	0	0	0	2	4
at West Virginia				DNP							
Villanova				DNP							
Georgetown	7	0-0	0-0	0-0	0	1	0	0	0	1	0
at Villanova	6	0-0	0-0	0-0	1	0	0	0	0	0	0
Providence	7	0-2	0-0	1-2	2	0	0	0	1	1	1
at DePaul				DNP							
at Syracuse	0+	0-0	0-0	0-0	0	0	0	0	0	0	0
Rutgers	5	0-0	0-0	0-2	1	0	0	0	0	1	0
at Connecticut	5	0-2	0-0	0-0	1	0	0	0	0	1	0
DePaul	7	0-1	0-0	0-1	4	0	0	0	0	0	0
at Providence											
USF											
Pittsburgh											
at Cincinnati											
at St. John's											
at Seton Hall											
Louisville											
Notre Dame											

#21 FULCE, Joseph

2009-10 Statistics

	min	fg-a	3fg-a	ft-a	reb	ast	to	bk	st	pf	pts
Centenary*	20	1-4	0-1	3-4	6	1	0	2	2	3	5
UMES*	6	0-0	0-0	0-0	1	0	0	1	0	1	0
Grambling	21	2-4	0-1	1-2	5	0	2	1	1	0	5
South Dakota*	14	2-4	0-0	0-0	4	2	1	0	1	4	4
vs. Xavier	10	0-2	0-0	0-0	1	0	0	0	0	1	0
vs. Michigan	3	0-0	0-0	0-0	0	1	0	0	0	1	0
vs. Florida State	7	0-0	0-0	0-0	3	0	0	0	0	1	0
NC State	14	3-7	0-0	0-0	7	0	0	0	0	0	6
Milwaukee*	15	1-3	0-0	0-0	4	0	2	1	1	1	2
at Wisconsin*	6	2-3	0-0	0-0	2	0	0	0	0	2	4
North Florida*	23	6-9	0-0	1-1	10	1	1	2	2	2	13
Presbyterian*	18	3-4	0-0	0-0	5	3	0	0	0	1	6
at West Virginia*	10	0-1	0-0	0-0	0	1	0	0	0	1	0
Villanova*	9	1-1	0-0	0-0	4	0	1	0	1	1	2
Georgetown*	10	0-3	0-0	2-2	6	0	0	0	0	2	2
at Villanova*	14	4-5	1-1	0-0	2	0	0	0	0	3	9
Providence	14	1-2	0-0	2-2	3	0	1	0	2	2	4
at DePaul	6	1-3	0-0	1-2	2	0	0	1	0	0	3
at Syracuse*	9	1-5	0-0	0-0	1	0	0	0	2	4	2
Rutgers	11	5-6	1-1	2-2	3	0	2	1	2	3	13
at Connecticut	5	0-1	0-0	0-0	2	0	0	0	0	4	0
DePaul	13	0-2	0-0	0-0	6	0	0	0	0	4	0
at Providence											
USF											
Pittsburgh											
at Cincinnati											
at St. John's											
at Seton Hall											
Louisville											
Notre Dame											

#23 BUYCKS, Dwight

2009-10 Statistics

	min	fg-a	3fg-a	ft-a	reb	ast	to	bk	st	pf	pts
Centenary*	29	2-7	1-3	2-2	5	4	1	0	2	2	7
UMES*	25	4-8	2-4	2-3	3	3	3	0	2	1	12
Grambling*	29	4-8	2-3	0-1	10	7	3	0	1	1	10
South Dakota	23	1-4	0-1	0-0	5	5	0	0	1	2	2
vs. Xavier	32	2-4	0-0	1-2	7	3	3	0	1	1	5
vs. Michigan*	28	6-10	0-1	1-1	3	2	2	0	0	5	13
vs. Florida State*	34	2-4	0-1	0-0	4	2	5	0	2	0	4
NC State*	30	2-10	0-3	3-4	2	1	5	0	4	4	7
Milwaukee	21	0-6	0-2	0-0	1	5	2	0	2	2	0
at Wisconsin	21	1-3	0-1	2-2	1	1	1	0	0	3	4
North Florida	26	3-7	1-1	2-3	7	2	3	0	1	2	9
Presbyterian*	28	6-9	1-3	1-1	4	3	1	0	0	0	14
at West Virginia*	37	2-5	0-0	3-4	4	4	0	0	1	3	7
Villanova*	26	5-14	1-4	4-4	1	2	3	0	2	4	15
Georgetown*	39	4-10	2-5	0-0	2	3	0	0	1	1	10
at Villanova*	38	4-10	1-5	2-3	6	4	2	0	0	3	11
Providence	22	2-3	1-2	0-0	5	6	0	0	2	2	5
at DePaul	30	3-8	1-3	0-0	4	0	1	0	1	1	7
at Syracuse	16	4-6	1-3	0-0	1	2	1	0	2	2	9
Rutgers	21	2-7	0-1	1-2	4	2	0	0	4	1	5
at Connecticut	16	1-4	0-2	0-0	3	1	1	0	0	1	2
DePaul	16	3-4	0-1	8-10	2	1	3	0	0	4	14
at Providence											
USF											
Pittsburgh											
at Cincinnati											
at St. John's											
at Seton Hall											
Louisville											
Notre Dame											

2008-09 Statistics

	min	fg-a	3fg-a	ft-a	reb	ast	to	bk	st	pf	pts
Houston Baptist				DNP							
Chicago State				DNP							
Milwaukee				DNP							
Texas Southern				DNP							
vs. Northern Iowa				DNP							
vs. Dayton				DNP							
Central Michigan				DNP							
Wisconsin				DNP							
IPFW				DNP							
vs. Tennessee				DNP							
Western Carolina	11	1-2	0-1	0-0	4	1	1	0	0	2	2
at N.C. State				DNP							
Presbyterian	12	1-5	0-1	0-0	2	0	0	1	0	1	2
Villanova				DNP							
Cincinnati	5	1-1	0-0	1-2	1	1	0	0	0	1	3
at Rutgers				DNP							
West Virginia				DNP							
at Providence	11	3-4	0-0	0-0	1	1	0	0	0	4	6
DePaul				DNP							
at Notre Dame				DNP							
Georgetown	1	0-0	0-0	0-0	0	0	0	0	0	0	0
at DePaul	3	0-0	0-0	0-0	1	0	0	0	0	1	0
at USF				DNP							
at Villanova				DNP							
St. John's	3	0-0	0-0	2-2	1	0	0	0	2	1	2
Seton Hall	2	0-0	0-0	0-0	0	0	0	0	0	0	0
at Georgetown				DNP							
Connecticut				DNP							
at Louisville	0+	0-0	0-0	0-0	1	0	0	0	0	0	0
at Pittsburgh	1	0-0	0-0	0-0	0	0	0	0	0	0	0
Syracuse				DNP							
vs. St. John's	13	0-0	0-0	0-0	1	0	0	0	0	3	0
vs. Villanova				DNP							
vs. Utah State				DNP							
vs. Missouri				DNP							

* - indicates player started the game



CAREER GAME-BY-GAME STATISTICS

#25 MAYMON, Jeronne

2009-10 Statistics

	min	fg-a	3fg-a	ft-a	reb	ast	to	bk	st	pf	pts
Centenary	.21	3-4	0-0	3-4	5	0	3	0	1	2	9
UMES	.22	1-4	0-0	2-4	6	2	1	0	0	2	4
Grambling	.11	0-1	0-0	0-0	5	0	1	0	0	2	0
South Dakota	.18	3-8	0-0	3-4	6	0	3	0	0	4	9
vs. Xavier	.16	0-1	0-0	0-0	5	2	0	1	1	2	1
vs. Michigan	.13	1-1	0-0	0-0	3	0	1	0	0	2	2
vs. Florida State	.11	0-2	0-0	0-0	2	0	0	0	1	3	0
NC State				DNP							
Milwaukee	.13	4-4	0-0	0-0	1	1	1	0	0	4	8
at Wisconsin	.22	1-2	0-0	2-6	5	0	0	0	0	3	4
North Florida				Transferred							
Presbyterian				Transferred							
at West Virginia				Transferred							
Villanova				Transferred							
Georgetown				Transferred							
at Villanova				Transferred							
Providence				Transferred							
at DePaul				Transferred							
at Syracuse				Transferred							
Rutgers				Transferred							
at Connecticut				Transferred							
DePaul				Transferred							
at Providence				USF							
Pittsburgh											
at Cincinnati											
at St. John's											
at Seton Hall											
Louisville											
Notre Dame											

#32 HAYWARD, Lazar

2009-10 Statistics

	min	fg-a	3fg-a	ft-a	reb	ast	to	bk	st	pf	pts
Centenary*	.18	4-10	0-3	1-1	5	2	3	0	0	4	9
UMES*	.30	12-20	1-5	3-4	8	2	0	0	2	3	28
Grambling*	.20	5-12	0-2	2-2	5	4	1	0	2	4	12
South Dakota*	.20	7-13	1-3	5-5	8	2	0	0	1	1	20
vs. Xavier*	.31	9-22	4-7	5-8	3	1	1	0	2	4	27
vs. Michigan*	.29	7-17	1-6	7-8	9	1	3	0	0	4	22
vs. Florida State*	.28	9-22	1-5	2-2	10	0	4	1	4	3	21
NC State*	.37	6-16	1-4	2-2	6	2	5	0	0	3	15
Milwaukee*	.28	4-11	1-5	4-6	4	2	4	0	2	3	13
at Wisconsin*	.40	8-21	2-8	3-4	12	0	3	2	1	2	21
North Florida*	.22	5-14	0-3	3-4	7	1	1	0	0	2	13
Presbyterian*	.29	9-15	2-3	3-4	7	1	0	1	3	3	23
at West Virginia*	.24	9-20	4-7	2-2	4	0	2	0	2	1	24
Villanova*	.37	5-10	2-7	5-6	14	3	1	1	1	4	17
Georgetown*	.37	4-16	2-7	2-2	11	2	2	0	4	4	12
at Villanova*	.32	6-15	4-8	4-4	8	3	2	0	3	5	20
Providence*	.31	9-15	2-4	2-3	5	1	0	0	2	4	22
at DePaul*	.37	4-10	1-3	5-6	8	1	3	0	0	3	14
at Syracuse*	.39	7-16	1-5	1-1	8	1	3	0	1	4	16
Rutgers*	.28	5-13	2-2	0-0	12	2	4	1	2	3	12
at Connecticut*	.31	8-19	4-8	0-0	3	0	1	1	0	5	20
DePaul*	.29	5-13	2-4	7-8	14	2	2	1	3	4	19
at Providence				USF							
Pittsburgh											
at Cincinnati											
at St. John's											
at Seton Hall											
Louisville											
Notre Dame											

2008-09 Statistics

	min	fg-a	3fg-a	ft-a	reb	ast	to	bk	st	pf	pts
Houston Baptist*	.24	8-12	1-2	2-2	12	2	1	0	1	3	19
Chicago State*	.28	8-15	1-5	4-5	9	1	3	0	0	4	21
Milwaukee*	.30	8-14	1-3	8-10	10	1	1	0	1	1	25
Texas Southern*	.30	5-13	0-1	8-10	9	0	4	0	0	2	18
vs. Northern Iowa*	.28	5-11	2-5	3-6	8	1	3	0	1	2	15
vs. Dayton*	.24	2-7	0-1	1-1	8	0	3	0	0	5	5
Central Michigan*	.30	5-9	1-2	3-4	8	2	1	0	2	5	14
Wisconsin*	.35	3-10	0-4	3-7	11	2	5	0	2	3	9
IPFW*	.30	9-17	1-5	0-0	18	1	4	1	0	2	19
vs. Tennessee*	.35	5-15	2-6	2-2	7	1	3	1	2	3	14
Western Carolina*	.23	8-13	2-3	9-9	5	2	1	1	1	1	27
at N.C. State*	.35	6-12	2-5	2-2	6	1	1	0	0	3	16
Presbyterian*	.22	8-13	5-9	1-1	11	3	0	1	0	1	22
Villanova*	.35	4-8	1-3	6-7	5	2	2	0	2	2	15
Cincinnati*	.20	5-9	4-6	2-2	1	1	0	1	1	3	16
at Rutgers*	.26	3-13	0-3	4-4	5	2	1	0	1	3	10
West Virginia*	.29	2-6	1-2	2-2	9	0	0	0	0	2	7
at Providence*	.37	10-19	5-7	0-0	7	2	1	0	2	1	25
DePaul*	.29	6-13	0-2	4-5	17	1	1	0	2	1	16
at Notre Dame*	.37	5-11	0-3	3-3	6	2	0	1	3	3	13
Georgetown*	.37	7-11	2-5	7-8	5	0	2	0	0	3	23
at DePaul*	.34	3-6	0-1	0-0	6	1	3	0	0	3	6
at USF*	.39	2-9	0-4	1-3	14	3	1	1	0	1	5
at Villanova*	.39	8-16	4-8	2-2	9	1	1	2	4	22	
St. John's*	.29	6-12	2-6	4-4	7	1	5	0	2	2	18
Seton Hall*	.36	4-16	0-4	6-7	6	0	1	2	2	2	14
at Georgetown*	.37	5-13	1-6	6-6	11	2	2	0	0	2	17
Connecticut*	.37	6-13	3-7	0-0	6	0	3	0	3	4	15
at Louisville*	.30	6-11	3-4	1-2	10	1	0	1	0	2	16
at Pittsburgh*	.35	9-19	3-6	1-2	10	1	1	0	0	3	22
Syracuse*	.42	7-17	0-3	3-4	5	1	1	0	1	3	17
vs. St. John's*	.27	8-15	0-2	1-2	9	1	2	0	1	2	17
vs. Villanova*	.37	3-9	3-9	3-6	4-4	11	3	0	1	2	13
vs. Utah State*	.37	9-14	3-6	5-6	8	0	1	0	0	2	26
vs. Missouri*	.26	6-14	0-1	1-1	11	0	2	0	0	3	13

2007-08 Statistics

	min	fg-a	3fg-a	ft-a	reb	ast	to	bk	st	pf	pts
IUPUI	.16	4-5	0-1	3-3	4	1	0	0	0	2	11
Utah Valley	.24	5-7	0-1	1-2	5	1	1	1	0	0	11
at Chaminade*	.33	6-11	0-1	3-4	8	1	1	1	1	2	15
vs. Okla. St.*	.30	2-8	0-1	3-3	4	1	4	2	4	2	7
vs. Duke*	.20	5-7	1-1	3-4	3	0	2	0	0	4	14
UWM*	.29	8-13	2-3	1-2	11	1	0	1	1	3	19
at Wisconsin*	.22	4-7	0-1	3-4	6	0	0	0	1	4	11
Sacramento St.*	.26	5-7	1-2	1-2	7	1	2	0	1	0	12
IPFW*	.27	5-8	0-1	4-6	8	2	1	1	0	2	14
Coppin St.*	.30	7-10	1-2	2-2	5	0	0	1	1	3	17
Savannah St.*	.19	4-10	0-0	4-4	8	0	3	2	2	1	12
Providence*	.26	5-10	3-4	4-4	6	1	4	0	2	3	17
at WVU*	.17	3-8	3-6	4-4	4	0	2	0	2	5	13
Seton Hall*	.21	2-6	1-2	2-2	6	0	1	1	0	1	7
Notre Dame*	.28	6-11	2-3	3-4	11	0	3	0	4	2	17
at Louisville*	.29	2-10	0-1	2-2	6	0	4	0	2	2	6
at Connecticut*	.22	5-9	2-4	2-3	3	0	1	0	1	5	14
DePaul*	.18	4-8	1-1	5-5	7	0	2	0	1	4	14
at Cincinnati*	.30	6-12	1-2	8-9	8	1	3	1	0	3	23
Louisville*	.29	2-10	0-0	1-2	5	0	2	1	0	4	5
at Notre Dame*	.31	8-15	3-6	2-3	11	3	1	0	1	4	21
at Seton Hall*	.30	8-16	3-5	4-4	9	1	1	0	2	2	23
Pittsburgh*	.20	2-6	1-3	0-0	3	0	2	0	1	2	5
at St. John's*	.21	2-6	0-3	2-3	4	1	2	0	1	5	6
Rutgers*	.19	6-10	2-4	1-1	5	0	1	0	2	1	15
at Villanova*	.32	6-14	2-3	1-2	9	1	0	0	0	4	15
Georgetown*	.30	0-8	0-2	0-0	5	0	3	0	4	1	0
Florida Gulf Coast*	.21	6-12	3-5	3-6	11	0	1	0	2	1	18
at Syracuse*	.18	2-7	2-4	1-2	4	1	5	0	0	4	7
vs. Seton Hall*	.26	5-13	0-3	5-6	10	1	1	0	0	2	15
vs. Notre Dame*	.26	4-7	0-2	7-11	7	1	3	1	1	3	15
vs. Pittsburgh*	.29	3-10	2-4	2-2	7	0	2	0	1	3	10
vs. Kentucky*	.35	7-11	2-4	0-0	7	0	0	0	1	3	16
vs. Stanford*	.25	2-8	1-3	0-1	6	1	1	0	0	4	5

2006-07 Statistics

	min	fg-a	3fg-a	ft-a	reb	ast	to	bk	st	pf	pts	
Hillsdale	.16	3-5	0-0	0-0	5	0	0	0	0	1	2	6
Idaho St.	.07	1-3	0-0	0-0	0	0	0	0	0	0	0	2
Detroit	.17	5-8	2-4	2-2	3	0	1	0	4	1	14	
Eastern Michigan	.14	5-12	2-4	1-2	8	1	1	2	1	0	13	
vs. Texas Tech	.18	1-6	0-4	1-2	6	0	3	0	1	3	3	
vs. Duke	.10	1-2	0-1	0-0	2	0	1	0	0	1	2	
at Valparaiso	.15	4-7	0-1	0-1	1	0	1	0	0	3	8	
Northwestern St.	.11	2-3	0-1	0-0	1	0	0	0	0	3	4	
North Dakota St.	.18	2-8	0-2	2-2	4	0	1	0	0	2	6	
Delaware St.	.12	0-1	0-0	0-0	2	0						



CAREER GAME-BY-GAME STATISTICS

#33 BUTLER, Jimmy

2009-10 Statistics

	min	fg-a	3fg-a	ft-a	reb	ast	to	bk	st	pf	pts
Centenary*	32	11-16	0-0	5-5	13	2	1	1	1	1	27
UMES*	34	4-5	3-3	2-2	7	3	1	0	2	4	13
Grambling*	27	4-5	1-2	6-7	2	3	0	0	2	1	15
South Dakota*	24	5-11	1-2	2-4	5	2	0	2	2	1	13
vs. Xavier*	31	4-5	0-0	7-10	6	1	1	4	2	4	15
vs. Michigan*	35	5-9	0-0	7-8	9	2	2	0	2	2	17
vs. Florida State*	34	3-6	0-0	4-12	11	0	3	0	2	1	10
NC State*	34	6-14	2-3	5-6	12	1	0	0	2	2	19
Milwaukee*	29	6-6	0-0	7-9	5	2	1	2	2	0	19
at Wisconsin*	27	2-6	0-0	4-5	4	0	2	0	0	5	8
North Florida*	29	5-6	0-0	11-13	4	2	0	2	2	1	21
Presbyterian*	28	5-8	0-1	6-7	8	5	0	0	2	0	16
at West Virginia*	37	3-5	1-1	2-3	3	3	1	1	1	2	9
Villanova*	39	5-12	1-3	8-9	7	2	1	0	0	3	19
Georgetown*	38	2-7	1-2	4-4	6	4	2	1	0	2	9
at Villanova*	35	2-4	0-0	10-10	4	1	2	1	0	3	14
Providence*	27	6-7	0-0	2-4	5	4	2	1	1	2	14
at DePaul*	37	2-4	0-0	4-6	1	1	1	0	2	0	8
at Syracuse*	37	4-9	1-1	4-5	6	1	1	0	0	4	13
Rutgers*	36	5-9	0-1	6-7	8	2	0	1	1	0	16
at Connecticut*	37	6-12	0-1	9-12	7	0	0	1	0	3	21
DePaul*	31	2-5	0-1	14-16	6	3	0	0	0	2	18
at Providence											
USF											
Pittsburgh											
at Cincinnati											
at St. John's											
at Seton Hall											
Louisville											
Notre Dame											

#42 OTULE, Chris

2009-10 Statistics

	min	fg-a	3fg-a	ft-a	reb	ast	to	bk	st	pf	pts
Centenary	6	0-1	0-0	0-2	1	0	2	1	0	2	0
UMES	11	3-4	0-0	0-1	3	0	1	3	0	2	6
Grambling	8	2-3	0-0	1-3	2	0	0	1	0	1	2
South Dakota											
vs. Xavier											
vs. Michigan											
vs. Florida State											
NC State											
Milwaukee											
at Wisconsin											
North Florida											
Presbyterian											
at West Virginia											
Villanova											
Georgetown											
at Villanova											
Providence											
at DePaul											
at Syracuse											
Rutgers											
at Connecticut											
DePaul											
at Providence											
USF											
Pittsburgh											
at Cincinnati											
at St. John's											
at Seton Hall											
Louisville											
Notre Dame											

2008-09 Statistics

	min	fg-a	3fg-a	ft-a	reb	ast	to	bk	st	pf	pts
Houston Baptist	24	5-8	0-0	0-1	4	1	0	1	0	3	10
Chicago State	15	2-4	0-1	2-2	2	1	1	0	0	3	6
Milwaukee	7	0-0	0-0	0-0	1	0	1	0	0	0	0
Texas Southern	21	1-2	0-0	4-4	4	1	0	1	0	1	6
vs. Northern Iowa	17	1-1	0-0	2-2	4	2	1	0	0	1	4
vs. Dayton	9	0-1	0-0	0-0	1	0	1	0	0	4	0
Central Michigan	16	1-1	0-0	5-6	1	0	1	2	1	1	7
Wisconsin	7	0-0	0-0	0-0	1	0	0	0	0	0	0
IPFW	18	1-1	0-0	0-1	2	1	0	0	1	2	2
vs. Tennessee	21	0-0	0-0	2-5	5	1	2	0	0	4	2
Western Carolina	28	2-7	0-0	3-4	6	3	1	0	1	1	7
at N.C. State	11	0-4	0-0	1-2	1	0	0	0	0	1	0
Presbyterian	16	3-4	0-0	2-2	2	0	0	0	0	0	8
Villanova	15	0-4	0-0	0-0	7	1	1	0	0	2	0
Cincinnati	23	0-3	0-0	2-2	4	1	0	0	0	2	2
at Rutgers	16	3-7	0-1	3-5	1	0	2	1	1	2	9
West Virginia	27	0-1	0-0	6-6	4	0	0	1	1	2	6
at Providence	8	1-2	0-0	2-2	1	1	0	0	0	4	4
DePaul	12	1-1	0-0	2-4	2	0	0	0	0	0	4
at Notre Dame	7	0-0	0-0	0-0	2	0	0	0	0	0	0
Georgetown	15	2-2	0-0	5-5	2	0	1	0	0	1	9
at DePaul	23	2-2	0-0	3-7	6	1	1	2	0	0	7
at USF	23	1-1	0-0	1-2	8	1	0	2	0	3	3
at Villanova	17	0-1	0-0	5-7	3	0	1	0	2	5	5
St. John's	22	3-3	0-0	2-2	4	0	1	1	0	2	8
Seton Hall	24	4-6	0-0	0-0	7	0	0	0	1	2	8
at Georgetown	24	3-4	0-0	2-2	5	1	0	1	0	3	8
Connecticut	26	3-6	0-0	6-6	4	1	0	1	1	4	12
at Louisville	26	2-5	0-0	2-2	10	0	1	2	0	1	6
at Pittsburgh	20	0-1	0-0	1-2	1	0	0	0	0	4	1
Syracuse	38	4-9	0-0	4-6	14	4	0	0	1	1	12
vs. St. John's	26	4-4	0-0	3-3	9	3	1	0	0	1	11
vs. Villanova	30	3-5	0-1	13-16	3	0	0	1	3	0	19
vs. Utah State	25	1-1	0-0	0-0	4	1	0	0	2	5	2
vs. Missouri	30	2-6	0-1	3-4	3	1	0	0	1	2	7

2008-09 Statistics

	min	fg-a	3fg-a	ft-a	reb	ast	to	bk	st	pf	pts
Houston Baptist											
Chicago State											
Milwaukee											
Texas Southern											
vs. Northern Iowa											
vs. Dayton											
Central Michigan											
Wisconsin											
IPFW											
vs. Tennessee											
Western Carolina	11	0-3	0-0	3-6	1	0	1	1	0	3	3
at N.C. State											
Presbyterian	14	2-5	0-0	0-0	5	0	0	1	0	2	4
Villanova											
Cincinnati	13	2-3	0-0	0-2	2	0	0	2	0	0	4
at Rutgers	8	0-0	0-0	0-0	1	0	2	0	0	2	0
West Virginia											
at Providence											
DePaul	1	0-0	0-0	0-0	0	0	1	0	0	1	0
at Notre Dame											
Georgetown											
at DePaul											
at USF											
at Villanova											
St. John's	5	0-0	0-0	0-0	0	0	1	1	0	1	0
Seton Hall	3	0-0	0-0	1-2	1	0	0	0	0	0	1
at Georgetown											
Connecticut											
at Louisville											
at Pittsburgh											
Syracuse	2	0-0	0-0	0-0	0	0	1	0	0	0	0
vs. St. John's	3	0-0	0-0	0-0	0	0	0	0	0	0	0
vs. Villanova											
vs. Utah State											
vs. Missouri											

* - indicates player started the game

Marquette Game Notes

Page 33



CAREER GAME-BY-GAME STATISTICS

#45 FROZENA, Robert

2009-10 Statistics

	min	fg-a	3fg-a	ft-a	reb	ast	to	bk	st	pf	pts
Centenary	2	0-0	0-0	0-0	0	0	0	0	0	0	0
UMES	2	0-0	0-0	0-0	1	0	0	0	0	1	0
Grambling	3	1-1	0-0	1-3	0	0	0	0	0	0	3
South Dakota	7	1-1	1-1	0-0	1	0	0	0	1	0	3
vs. Xavier				DNP							
vs. Michigan				DNP							
vs. Florida State				DNP							
NC State				DNP							
Milwaukee				DNP							
at Wisconsin				DNP							
North Florida	2	0-0	0-0	0-0	1	0	0	0	0	1	0
Presbyterian	7	0-0	0-0	0-0	1	1	1	0	0	1	0
at West Virginia				DNP							
Villanova				DNP							
Georgetown				DNP							
at Villanova				DNP							
Providence	3	0-2	0-0	0-0	0	0	1	0	0	0	0
at DePaul				DNP							
at Syracuse				DNP							
Rutgers	2	0-0	0-0	0-0	0	0	0	0	0	0	0
at Connecticut				DNP							
DePaul				DNP							
at Providence				DNP							
USF				DNP							
Pittsburgh				DNP							
at Cincinnati				DNP							
at St. John's				DNP							
at Seton Hall				DNP							
Louisville				DNP							
Notre Dame				DNP							

2008-09 Statistics

	min	fg-a	3fg-a	ft-a	reb	ast	to	bk	st	pf	pts
Houston Baptist	1	0-0	0-0	0-0	1	0	0	0	0	1	0
Chicago State				DNP							
Milwaukee	2	0-0	0-0	0-0	1	0	2	0	0	0	0
Texas Southern	1	0-2	0-0	0-0	2	0	0	0	0	0	0
vs. Northern Iowa	5	0-1	0-0	0-0	2	0	0	0	0	0	0
vs. Dayton				DNP							
Central Michigan	1	0-0	0-0	2-2	0	0	0	0	0	1	2
Wisconsin				DNP							
IPFW	2	0-0	0-0	0-0	0	0	0	0	0	0	0
vs. Tennessee				DNP							
Western Carolina	1	0-0	0-0	0-0	0	0	0	0	0	0	0
at N.C. State				DNP							
Presbyterian				DNP							
Villanova				DNP							
Cincinnati	2	0-0	0-0	0-0	0	0	0	0	0	0	0
at Rutgers				DNP							
West Virginia				DNP							
at Providence				DNP							
DePaul				DNP							
at Notre Dame				DNP							
Georgetown				DNP							
at DePaul				DNP							
at USF				DNP							
at Villanova				DNP							
St. John's	2	0-0	0-0	0-2	1	0	1	0	0	1	0
Seton Hall	1	1-1	0-0	0-0	0	0	0	0	0	0	2
at Georgetown				DNP							
Connecticut				DNP							
at Louisville				DNP							
at Pittsburgh				DNP							
Syracuse				DNP							
vs. St. John's	4	0-0	0-0	0-0	0	0	0	0	0	0	0
vs. Villanova				DNP							
vs. Utah State				DNP							
vs. Missouri				DNP							

55 MBAO, Youssoupha

2009-10 Statistics

	min	fg-a	3fg-a	ft-a	reb	ast	to	bk	st	pf	pts
Centenary				DNP							
UMES				DNP							
Grambling	6	0-0	0-0	1-2	0	1	0	1	0	1	1
South Dakota	12	0-1	0-0	0-0	1	2	1	0	0	4	0
vs. Xavier				DNP							
vs. Michigan				DNP							
vs. Florida State	1	0-0	0-0	0-0	0	0	0	0	0	0	0
NC State				DNP							
Milwaukee	4	0-0	0-0	0-0	1	0	0	0	0	1	0
at Wisconsin	5	0-0	0-0	0-0	0	0	0	1	0	0	0
North Florida	8	0-0	0-0	0-0	2	0	0	1	0	4	0
Presbyterian	15	0-0	0-0	0-0	1	1	0	1	1	1	0
at West Virginia	3	0-0	0-0	0-0	0	0	0	0	0	1	0
Villanova				DNP							
Georgetown	4	0-0	0-0	0-0	1	0	0	1	0	1	0
at Villanova				DNP							
Providence	3	0-0	0-0	0-0	1	0	1	0	0	0	0
at DePaul				DNP							
at Syracuse				DNP							
Rutgers				DNP							
at Connecticut				DNP							
DePaul				DNP							
at Providence				DNP							
USF				DNP							
Pittsburgh				DNP							
at Cincinnati				DNP							
at St. John's				DNP							
at Seton Hall				DNP							
Louisville				DNP							
Notre Dame				DNP							

2007-08 Statistics

	min	fg-a	3fg-a	ft-a	reb	ast	to	bk	st	pf	pts
IUPUI				DNP							
Utah Valley				DNP							
at Chaminade				DNP							
vs. Okla. St.				DNP							
vs. Duke				DNP							
UWM				DNP							
at Wisconsin				DNP							
Sacramento St.	1	0-0	0-0	1-2	0	0	0	0	0	0	1
IPFW	1	0-0	0-0	0-0	0	0	0	0	0	0	0
Coppin St.	2	0-0	0-0	0-0	0	0	0	0	1	0	0
Savannah St.	1	0-0	0-0	2-2	1	0	0	0	0	0	2
Providence	2	0-0	0-0	0-0	0	1	0	0	0	0	0
at WVU				DNP							
Seton Hall				DNP							
Notre Dame				DNP							
at Louisville				DNP							
at Connecticut				DNP							
DePaul				DNP							
USF				DNP							
at Cincinnati				DNP							
Louisville				DNP							
at Notre Dame				DNP							
at Seton Hall				DNP							
Pittsburgh	1	0-0	0-0	0-0	0	0	0	0	0	0	0
at St. John's				DNP							
Rutgers				DNP							
at Villanova				DNP							
Georgetown				DNP							
Florida Gulf Coast	1	0-0	0-0	0-0	1	0	0	0	0	0	0
at Syracuse				DNP							
vs. Seton Hall				DNP							
vs. Notre Dame				DNP							
vs. Pittsburgh				DNP							
vs. Kentucky				DNP							
vs. Stanford				DNP							

* - indicates player started the game



THE STAT CREW SYSTEM
Marquette Combined Team Statistics (as of Feb 03, 2010)
All games



RECORD:	OVERALL	HOME	AWAY	NEUTRAL
ALL GAMES	14-8	11-2	1-5	2-1
CONFERENCE	5-5	4-1	1-4	0-0
NON-CONFERENCE	9-3	7-1	0-1	2-1

#	Player	gp-gs	min	avg	Total		3-Point		F-Throw		Rebounds				pf	dq	a	to	blk	stl	pts	avg
					fg-fga	fg%	3fg-fga	3fg%	ft-fa	ft%	off	def	tot	avg								
32	HAYWARD, Lazar	22-22	669	30.4	147-340	.432	38-109	.349	68-82	.829	52	119	171	7.8	73	2	33	45	8	35	400	18.2
33	BUTLER, Jimmy	22-22	718	32.6	97-171	.567	11-21	.524	129-164	.787	58	87	145	6.6	43	1	44	21	17	26	334	15.2
01	JOHNSON-ODOM, Da	22-10	589	26.8	96-207	.464	51-101	.505	40-61	.656	4	44	48	2.2	52	3	52	41	2	20	283	12.9
02	ACKER, Maurice	22-9	561	25.5	65-142	.458	33-63	.524	23-31	.742	5	28	33	1.5	51	0	75	28	1	32	186	8.5
23	BUYCKS, Dwight	22-11	597	27.1	63-151	.417	14-49	.286	32-42	.762	25	57	82	3.7	43	1	62	43	0	28	172	7.8
10	CUBILLAN, David	22-22	638	29.0	47-101	.465	27-66	.409	7-10	.700	6	26	32	1.5	30	0	63	20	0	15	128	5.8
25	MAYMON, Jeronne	9-0	147	16.3	13-27	.481	0-0	.000	10-18	.556	15	23	38	4.2	24	0	5	10	1	3	36	4.0
42	OTULE, Chris	3-1	25	8.3	5-8	.625	0-0	.000	1-6	.167	5	1	6	2.0	5	0	0	3	5	0	11	3.7
21	FULCE, Joseph	22-13	258	11.7	33-69	.478	2-4	.500	12-15	.800	29	48	77	3.5	41	0	9	10	9	14	80	3.6
12	WILLIAMS, Erik	13-0	91	7.0	8-22	.364	0-1	.000	6-12	.500	11	14	25	1.9	16	0	3	4	1	2	22	1.7
05	CADOUGAN, Junior	3-0	19	6.3	0-5	.000	0-2	.000	3-4	.750	1	2	3	1.0	2	0	2	1	0	0	3	1.0
45	FROZENA, Robert	8-0	28	3.5	2-4	.500	1-1	1.000	1-3	.333	1	3	4	0.5	3	0	1	2	0	1	6	0.8
55	MBAO, Youssoupha	10-0	60	6.0	0-1	.000	0-0	.000	1-2	.500	3	4	7	0.7	13	0	4	2	5	1	1	0.1
Team											38	26	64		1		4					
Total.....		22	4400		576-1248	.462	177-417	.424	333-450	.740	253	482	735	33.4	397	7	353	234	49	177	1662	75.5
Opponents.....		22	4400		513-1160	.442	102-324	.315	259-380	.682	215	473	688	31.3	384	-	280	333	83	136	1387	63.0

TEAM STATISTICS	MU	OPP	Date	Opponent	Score	Att.
SCORING	1662	1387	11/13/09	CENTENARY	w 85-62	14093
Points per game	75.5	63.0	11/17/09	MD. EASTERN SHORE	w 86-60	13511
Scoring margin	+12.5	-	11/21/09	GRAMBLING STATE	w 87-41	13716
FIELD GOALS-ATT	576-1248	513-1160	11/24/09	SOUTH DAKOTA	w 93-68	13731
Field goal pct	.462	.442	11/26/09	vs Xavier	w 71-61	2853
3 POINT FG-ATT	177-417	102-324	11/27/09	vs 15/15 Michigan	w 79-65	3660
3-point FG pct	.424	.315	11/29/09	vs Florida State	L 56-57	2225
3-pt FG made per game	8.0	4.6	12/5/09	NC STATE	L 73-77	15803
FREE THROWS-ATT	333-450	259-380	12/8/09	MILWAUKEE	w 71-51	14244
Free throw pct	.740	.682	12/12/09	at 20/23 Wisconsin	L 63-72	17230
F-Throws made per game	15.1	11.8	12/19/09	NORTH FLORIDA	w 78-51	14117
REBOUNDS	735	688	12/27/09	PRESBYTERIAN	w 102-62	14321
Rebounds per game	33.4	31.3	* 12/29/09	at 6/6 West Virginia	L 62-63	12872
Rebounding margin	+2.1	-	* 1/2/10	8/8 VILLANOVA	L 72-74	18093
ASSISTS	353	280	* 1/6/10	12/12 GEORGETOWN	w 62-59	15984
Assists per game	16.0	12.7	* 01/09/10	at 8/8 Villanova	L 76-78	6500
TURNOVERS	234	333	* 1/17/10	PROVIDENCE	w 93-63	16154
Turnovers per game	10.6	15.1	* 01-20-10	at DePaul	L 50-51	10115
Turnover margin	+4.5	-	* 1/23/10	at Syracuse	L 71-76	29011
Assist/turnover ratio	1.5	0.8	* 1/26/10	RUTGERS	w 82-59	16793
STEALS	177	136	* 01/30/10	at 19/19 UConn	w 70-68	14338
Steals per game	8.0	6.2	* 2/3/10	DEPAUL	w 80-69	15151
BLOCKS	49	83				
Blocks per game	2.2	3.8				
ATTENDANCE	195711	98804				
Home games-Avg/Game	13-15055	6-15011				
Neutral site-Avg/Game	-	3-2913				

* - Conference game

Score by Periods	1st	2nd	Totals
Marquette	799	863	1662
Opponents	621	766	1387



THE STAT CREW SYSTEM
Marquette Combined Team Statistics (as of Feb 03, 2010)
Conference games



RECORD:	OVERALL	HOME	AWAY	NEUTRAL
ALL GAMES	5-5	4-1	1-4	0-0
CONFERENCE	5-5	4-1	1-4	0-0
NON-CONFERENCE	0-0	0-0	0-0	0-0

#	Player	gp-gs	min	avg	Total		3-Point		F-Throw		Rebounds				pf	dq	a	to	blk	stl	pts	avg
					fg-fga	fg%	3fg-fga	3fg%	ft-fta	ft%	off	def	tot	avg								
32	HAYWARD, Lazar	10-10	337	33.7	62-147	.422	24-55	.436	28-32	.875	26	61	87	8.7	37	2	15	20	4	18	176	17.6
33	BUTLER, Jimmy	10-10	354	35.4	37-74	.500	4-10	.400	63-76	.829	22	37	59	5.9	21	0	21	10	6	5	141	14.1
01	JOHNSON-ODOM, Da	10-5	285	28.5	47-111	.423	23-53	.434	22-38	.579	4	18	22	2.2	24	1	27	20	2	10	139	13.9
23	BUYCKS, Dwight	10-4	271	27.1	30-71	.423	7-26	.269	18-23	.783	9	21	30	3.0	20	0	24	14	0	12	85	8.5
02	ACKER, Maurice	10-6	281	28.1	30-63	.476	19-29	.655	5-7	.714	3	12	15	1.5	25	0	36	10	0	10	84	8.4
10	CUBILLAN, David	10-10	305	30.5	21-47	.447	12-30	.400	0-1	.000	4	5	9	0.9	14	0	27	8	0	4	54	5.4
21	FULCE, Joseph	10-5	101	10.1	13-29	.448	2-2	1.000	7-8	.875	13	16	29	2.9	24	0	1	4	2	7	35	3.5
05	CADOUGAN, Junior	3-0	19	6.3	0-5	.000	0-2	.000	3-4	.750	1	2	3	1.0	2	0	2	1	0	0	3	1.0
12	WILLIAMS, Erik	7-0	32	4.6	0-5	.000	0-0	.000	1-5	.200	3	6	9	1.3	4	0	1	0	0	1	1	0.1
45	FROZENA, Robert	2-0	5	2.5	0-2	.000	0-0	.000	0-0	.000	0	0	0	0.0	0	0	0	1	0	0	0	0.0
55	MBAO, Youssoupha	3-0	10	3.3	0-0	.000	0-0	.000	0-0	.000	1	1	2	0.7	2	0	0	1	1	0	0	0.0
Team											20	16	36		1		3					
Total.....		10	2000		240-554	.433	91-207	.440	147-194	.758	106	195	301	30.1	174	3	154	92	15	67	718	71.8
Opponents.....		10	2000		250-530	.472	42-133	.316	118-166	.711	102	229	331	33.1	168	-	136	140	46	56	660	66.0

TEAM STATISTICS	MU	OPP	Date	Opponent	Score	Att.
SCORING	718	660	* 12/29/09	at 6/6 West Virginia	L 62-63	12872
Points per game	71.8	66.0	* 1/2/10	8/8 VILLANOVA	L 72-74	18093
Scoring margin	+5.8	-	* 1/6/10	12/12 GEORGETOWN	w 62-59	15984
FIELD GOALS-ATT	240-554	250-530	* 01/09/10	at 8/8 Villanova	L 76-78	6500
Field goal pct	.433	.472	* 1/17/10	PROVIDENCE	w 93-63	16154
3 POINT FG-ATT	91-207	42-133	* 01-20-10	at DePaul	L 50-51	10115
3-point FG pct	.440	.316	* 1/23/10	at Syracuse	L 71-76	29011
3-pt FG made per game	9.1	4.2	* 1/26/10	RUTGERS	w 82-59	16793
FREE THROWS-ATT	147-194	118-166	* 01/30/10	at 19/19 UConn	w 70-68	14338
Free throw pct	.758	.711	* 2/3/10	DEPAUL	w 80-69	15151
F-Throws made per game	14.7	11.8				
REBOUNDS	301	331				
Rebounds per game	30.1	33.1				
Rebounding margin	-3.0	-				
ASSISTS	154	136				
Assists per game	15.4	13.6				
TURNOVERS	92	140				
Turnovers per game	9.2	14.0				
Turnover margin	+4.8	-				
Assist/turnover ratio	1.7	1.0				
STEALS	67	56				
Steals per game	6.7	5.6				
BLOCKS	15	46				
Blocks per game	1.5	4.6				
ATTENDANCE	82175	72836				
Home games-Avg/Game	5-16435	5-14567				
Neutral site-Avg/Game	-	0-0				

Score by Periods	1st	2nd	Totals
Marquette	343	375	718
Opponents	287	373	660

* - Conference game