



MEDIA SERVICES

ASST. AD/MBB SID: . . . Scott Kuykendall
Email: . . . scott.kuykendall@marquette.edu
Work Phone: 414-288-4794
Cell Phone: 414-807-3490
ASST. DIRECTOR: Luke LeNoble
Email: lucas.lenoble@marquette.edu
Work Phone: 414-288-6980
Cell Phone: 414-313-2238
Website: GoMarquette.com
Fax: 414-288-6519

CREDENTIALS

Credential requests are now available online by visiting <http://www.sportssystem.com/Marquette/>.

Requests will be confirmed or denied via email and may be picked up at the Al McGuire Center or at the arena control entrance of the Bradley Center on game day (beginning two hours before tip).

Please contact Scott Kuykendall with any questions.

PARKING

Parking is not available to home and visiting members of the media. There are several parking structures available within walking distance of the Bradley Center.

INTERVIEW POLICY

Please contact Scott Kuykendall to arrange an interview with Marquette head coach Tom Crean, a member of the coaching staff or a player.

MU players will not disclose their home phone numbers or their cellular phone numbers so please do not request that information. Players have been asked to politely decline interviews that have not been cleared with the MU Media Relations Office. All telephone interviews will take place from either the Media Relations Office or the Men's Basketball Office. Player interviews will not be conducted on gamedays until standard post-game procedures occur.

Marquette practices are generally closed to the media. Please contact Kuykendall if you wish to attend practice. MU practices are scheduled from 2 p.m. to 5 p.m. on weekdays but are subject to change so please contact Kuykendall in advance.

Numerous former players and members of the coaching staff will be in attendance and the night's activities include; a taped message from Dwyane Wade, Brand Wade T-shirts for all MU students in attendance and a replica 2003 championship ring giveaway.

Current NBA players Travis Diener (Indiana Pacers) and Steve Novak (Houston Rockets) highlight the returning group from Marquette's 27-6 team, which also claimed the Conference USA Regular Season Championship en route to its historic NCAA Tournament run.

Tough To Improve More Than Hayward Has In 2007-08

Sophomore forward Lazar Hayward, a candidate for the league's most improved player award, has made dramatic improvements to his game in 2007-08.

The Buffalo, N.Y., native is enjoying a breakthrough campaign, currently contributing 14.0 points and 6.5 rebounds per game while shooting 51.1 percent from the field overall and 51.0 percent from behind the 3-point line. His scoring average improves to 14.9 points per outing in BIG EAST outings, where he is knocking down 56.8 percent (21-of-37) of his treys.

Hayward currently ranks 18th in scoring (14.0 ppg.), fifth in free throw percentage (.824) and 10th in field goal percentage (.511). In league games only, he ranks 16th in scoring (14.9 ppg.), 14th in rebounding (6.8 rpg.), sixth in free throw percentage (.857) and 14th in defensive rebounds (2.25 drpg.).

He started 16 of the 34 games in which he appeared in 2006-07 and averaged 6.6 points and 3.6 rebounds per game.

Only two BIG EAST players (Sam Young and Luke Harangody), have improved the scoring average by a larger margin than Hayward.

	Hayward's Improvement	
	06-07	07-08
PPG	6.6	14.0
RPG	3.6	6.5
FG Pct.	42.8	51.1
3-pt Pct.	20.8	51.0
FT Pct.	66.7	82.4

Victory At Seton Hall Leads To Rare Margin

Marquette's wire-to-wire 89-64 victory at Seton Hall on Tuesday night provided a final margin not witnessed by Golden Eagle fans in just over a decade.

MU's 25-point victory in a true road game (not neutral site) was last surpassed on Feb. 1, 1998 in a 66-40 win at Tulane in conference action.

The Golden Eagles led by as many as 28 points in the second half and were led by four players in double figures. Sophomore Lazar Hayward led all scorers with 23 points and also had nine rebounds.

Offensive Attack Generating More Attempts

The Golden Eagles have combined to shoot a respectable 43.8 percent from the field as a team in the last two outings, managing to average 86.0 points per game in the pair of contests thanks to an increase in shot attempts.

Marquette launched an average of 71.0 shots per game against Notre Dame and Seton Hall, up from the squad's season average of 59.7 attempts per contest. MU has now collected 70-or-more field goal attempts on four occasions in 2007-08.

The team's increased point production in the last two games is a direct result of a better efficiency from behind the 3-point line. MU is 22-of-46 (47.8 percent) from long distance in the previous pair of games combined.

Fitzgerald, Cubillan Provide Offensive Support

Long-distance specialists Dan Fitzgerald and David Cubillan both made offensive contributions at Notre Dame and Seton Hall and a consistent performance from the duo could play a key role down the stretch for Marquette.

Both are ranked among MU's career leaders in 3-point field goal percentage, but each has struggled with his shooting touch in recent weeks.

Marquette Men's Basketball Game Notes



INJURY REPORT

Player (Injury)	Status
Trevor Mbakwe (knee)	Out for season

STAT COMPARISON

statistics as of 2/13/08

	MU	PITT
Overall Record:	17-6	19-5
Scoring Offense:	77.0	74.8
Scoring Defense:	64.6	62.3
3-PT FG Percentage:	36.8	34.9
FT Percentage:	70.8	67.9

INDIVIDUAL LEADERS

SCORING

MU	PITT
Hayward . . . 14.0	Young17.9
James13.3	Blair11.9

REBOUNDING

MU	PITT
Hayward 6.5	Blair9.6
Barro5.5	Young6.8

FIELD GOAL PERCENTAGE

MU	PITT
Burke60.9	Blair51.9
Barro51.6	Young50.3

FREE THROW PERCENTAGE

MU	PITT
Hayward . . .82.4	Cook83.3
Matthews . . .74.0	Ramon79.5

PROBABLE STARTERS

Marquette

NAME	POS.	PPG.	RPG.	APG.	FG%	FT%
Dominic James	G	13.3	2.6	4.1	.413	.641
Jerel McNeal	G	12.9	4.5	3.6	.432	.659
Wesley Matthews	G	11.0	4.3	1.8	.438	.740
Lazar Hayward	F	14.0	6.5	0.7	.511	.510
Ousmane Barro	C	5.4	5.5	0.3	.516	.646

Pittsburgh

NAME	POS.	PPG.	RPG.	APG.	FG%	FT%
Keith Benjamin	G	9.2	2.3	2.1	.443	.778
Ronald Ramon	G	8.1	2.5	4.0	.394	.795
Gilbert Brown	F	6.2	2.9	1.8	.447	.762
Sam Young	F	17.9	6.8	1.1	.503	.681
DeJuan Blair	C	11.8	9.6	0.9	.519	.634

In the team's two most recent outings, the tandem accounted for 30 points, thanks to a 7-of-13 effort from behind the 3-point line. Fitzgerald and Cubillan hadn't combined for at least four treys since the Jan. 20 contest at Connecticut.

Marquette Facing Tough Crossover Schedule

With the new 18-game BIG EAST schedule, each program is facing three opponents in home-and-home series in 2007-08, while taking on each of the remaining league programs on one occasion.

Marquette's trio of crossover opponents consists of Louisville, Notre Dame and Seton Hall. The group boasts a combined league record of 22-13.

No other program features home-and-home opponents who have combined to match the total of 22 victories MU's trio has already accounted for in league play.

Marquette Among Nation's Best In Steals

Marquette is currently ranked second in the BIG EAST and 16th in the nation (through games of Feb. 10) in steals per game (9.30 spg.).

The 17-steal effort against the Fighting Irish on Jan. 12 matched a season high and MU has reached double figures nine times this season. Juniors Jerel McNeal and Dominic James currently own positions in the top 15 among league competitors. McNeal is first with 2.09 steals per game and James is t9th with 1.70 thefts per outing.

Barro Moves Into Career Blocks Leaders

Senior center Ousmane Barro swatted a pair of DePaul shot attempts Jan. 12 and is now ninth all-time at Marquette in that category with 85. He moved past former stand-out Dwyane Wade, who had owned the 10th position with 79 during his tenure.

CAREER GAMES PLAYED

	Career Games	Career Starts	Consec. Games	Consec. Starts
Acker	23	1	23	--
Barro	115	56	88	2
Blackledge	37	1	3	--
Brice	20	--	--	--
Burke	77	17	57	--
Christopherson	14	--	1	--
Cubillan	56	1	13	--
Fitzgerald	83	16	13	--
Frozena	5	--	--	--
Hayward	57	37	57	21
Hazel	10	--	1	--
James	88	87	88	2
Matthews	80	70	67	57
McNeal	82	82	23	23

STATISTICAL COMPARISON

Team	G	FG	FGA	PCT	3PT	3PA	PCT	FT	FTA	PCT	REB	AVG	PF-DQ	A	TO	BS	ST	PTS	AVG
Pittsburgh	24	664	1436	.462	149	427	.349	318	468	.679	938	39.1	383-3	391	301	86	169	1795	74.8
Marquette	23	622	1374	.453	166	451	.368	361	511	.706	836	36.3	496-10	350	296	92	214	1771	77.0

Marquette Men's Basketball Game Notes



MARQUETTE IN THE BIG EAST STATS

statistics as of 2/14/08

Team

SCORING OFFENSE:	.5th (77.0)
SCORING DEFENSE:	.5th (64.6)
FT PERCENTAGE:	.5th (70.6)
FG PERCENTAGE:	.7th (45.3)
ASSISTS:	.8th (15.22)
STEALS:	.2nd (9.30)
BLOCKED SHOTS:	.8th (4.00)
FG PCT. DEFENSE:	.7th (40.7)
OFFENSIVE REBOUNDS:	.8th (13.26)
DEFENSIVE REBOUNDS:	.13th (23.09)
3-PT FG'S MADE:	.7th (166)

Individual

SCORING

Lazar Hayward	.18th (14.0 ppg.)
Dominic James	.20th (13.3 ppg.)
Jerel McNeal	.24th (12.9 ppg.)

FIELD GOAL PERCENTAGE

Lazar Hayward	.10th (.511)
---------------	--------------

FREE THROW PERCENTAGE

Lazar Hayward	.5th (.824)
---------------	-------------

STEALS

Jerel McNeal	.1st (2.09 spg.)
Dominic James	.t9th (1.70 spg.)

ASSISTS

Dominic James	.9th (4.09 app.)
Jerel McNeal	.14th (3.61 app.)

ASSIST-TO-TURNOVER RATIO

Dominic James	.6th (2.09)
---------------	-------------

marks|FOR SUCCESS

when James, Matthews & McNeal all reach double figures in game18-4
when McNeal grabs five-or-more rebounds38-3
when McNeal & Matthews each grab four-or-more rebounds29-6
when McNeal & Matthews combine for 10-or-more rebounds27-4
when James dishes out five-or-more assists34-13
when Barro scores 10-or-more points17-2

2007-08 MARQUETTE ROSTER

NO.	NAME	POS.	HT.	WT.	CL.	HOMETOWN
0	Scott Christopherson	G	6-3	200	Fr.	LaCrosse, Wis. <i>Has appeared in 14 games and six of his seven baskets are 3-pointers</i>
1	Dominic James	G	5-11	185	Jr.	Richmond, Ind. <i>38th player in school history to score 1,000 points, currently has 1,284</i>
2	Maurice Acker	G	5-8	165	So.	Hazel Crest, Ill. <i>Third on the team in assists (49), despite playing just 14.6 minutes per game</i>
4	Patrick Hazel	F	6-7	220	Fr.	Queens, N.Y. <i>Has appeared in 10 games</i>
5	Dan Fitzgerald	F	6-9	220	Sr.	St. Paul, Minn. <i>Ranked among the all-time career leaders at MU in 3-point field goal percentage</i>
10	David Cubillan	G	6-0	175	So.	Maracaibo, Venezuela <i>Tied for the team lead with 32 3-pointers on the year</i>
12	Dwight Burke	F	6-8	250	Jr.	Brooklyn, N.Y. <i>Has started 17 of the team's 23 games this season</i>
21	Lawrence Blackledge	F	6-8	185	Sr.	Carbondale, Ill. <i>Second on the team in blocks with 17, despite only 18 appearances</i>
22	Jerel McNeal	G	6-3	200	Jr.	Chicago, Ill. <i>Became 39th player in school history to reach 1,000 points</i>
23	Wesley Matthews	G	6-5	215	Jr.	Madison, Wis. <i>Averaging 12.1 points per game in BIG EAST play, second on the team</i>
32	Lazar Hayward	F	6-6	225	So.	Buffalo, N.Y. <i>Ranked among the league leaders in field goal and free throw percentage</i>
33	Trevor Mbakwe [RS]	F	6-7	240	Fr.	St. Paul, Minn. <i>Will miss 2007-08 following knee surgery</i>
41	Ousmane Barro	F	6-10	235	Sr.	Dakar, Senegal <i>Averaging 8.8 rebounds per game his last four appearances</i>
42	Tommy Brice [1]	G	5-11	175	Sr.	Bloomington, Ill. <i>Walk on who has appeared in seven games</i>
45	Robert Frozena [1]	G	6-1	165	Fr.	Sherwood, Wis. <i>Walk on who joined the team in late November</i>

Head Coach: Tom Crean (9th season)

Assistant Coaches: Tim Buckley, Bennie Seltzer, Buzz Williams

Dir. of Basketball Operations: Jason Rabedeaux. Coor. of Basketball Operations: Brian Barone
RS = will redshirt in 2007-08. [1] = indicates walk-on

Attendance Reaches New Heights, Again

In what has become a regular occurrence during the Tom Crean era, Marquette set yet another attendance record.

Jan. 26 against DePaul, 19,037 fans witnessed the team's win over the Blue Demons, which is the largest crowd ever to watch a collegiate basketball game in the state of Wisconsin.

Including the Jan. 12 game against Notre Dame (18,906), eight of the top-10 crowds in school history have come since 2005-06 and the remaining two took place in 2002-03.

Top 10 Marquette Crowds in the Bradley Center

Attendance	Opponent	Date	Result
1. 19,037	DePaul	Jan. 26, 2008	W, 79-71
2. 19,021	Pittsburgh	Mar. 3, 2007	W, 75-71
3. 19,020	Wisconsin	Dec. 9, 2006	L, 70-66
4. 19,007	Pittsburgh	Feb. 18, 2006	W, 84-82
5. 18,920	Providence	Feb. 3, 2007	W, 69-62
6. 18,906	Notre Dame	Jan. 12, 2008	W, 92-66
7. 18,904	Louisville	Feb. 17, 2007	L, 62-59
8. 18,874	Notre Dame	Jan. 20, 2006	W, 67-65
9. 18,850	Louisville	Feb. 15, 2003	L, 70-73
10. 18,790	Cincinnati	Mar. 1, 2003	W, 70-61

McNeal Uses Charity To Reach 1,000-point Mark

For the second time in 2007-08 a Marquette player has reached the 1,000-point milestone via the charity stripe.

The 39th player to reach the plateau at MU is junior Jerel McNeal, who joined the exclusive club at the 4:23 mark of the first half against DePaul on Jan. 26. A patented "McSteal" led to the free throw opportunity and the Chicago, Ill., native was able to take advantage against his hometown team.

Marquette Men's Basketball Game Notes

Associated Press Top 25

1. Memphis (72) 23-0	1,800
2. Duke 21-1	1,714
3. Kansas 23-1	1,662
4. Tennessee 21-2	1,553
5. North Carolina 22-2	1,511
6. UCLA 21-3	1,383
7. Stanford 20-3	1,354
8. Georgetown 19-3	1,207
9. Butler 21-2	1,132
10. Michigan State 20-3	1,071
11. Texas 19-4	1,014
12. Xavier 20-4	962
13. Indiana 20-3	933
14. Drake 22-1	863
15. Wisconsin 19-4	816
16. Texas A&M 20-4	713
17. Connecticut 18-5	658
18. Kansas State 17-5	486
19. Purdue 19-5	467
20. Notre Dame 18-4	465
21. Washington State 18-5	419
22. Pittsburgh 18-5	301
23. Louisville 18-6	246
24. Vanderbilt 20-4	222
25. Saint Mary's 20-3	204

Others Receiving Votes

Marquette 82, Arkansas 71, Florida 23, Rhode Island 15, Gonzaga 14, Arizona 11, Brigham Young 9, Clemson 6, Baylor 5, Maryland 2, Mississippi State 2, UNLV 2, Utah State 1, South Alabama 1.

ESPN/USA Today Top 25

1. Memphis (31) 23-0	775
2. Duke 21-1	742
3. Kansas 23-1	712
4. Tennessee 21-2	663
5. North Carolina 22-2	654
6. UCLA 21-3	607
7. Stanford 20-3	575
8. Georgetown 19-3	534
9. Michigan State 20-3	506
10. Butler 21-2	482
11. Texas 19-4	429
12. Indiana 20-3	423
13. Xavier 20-4	380
14. Wisconsin 19-4	376
15. Drake 22-1	361
16. Texas A&M 20-4	278
17. Connecticut 18-5	274
18. Notre Dame 18-4	221
19. Vanderbilt 20-4	183
20. Washington State 18-5	175
21. Saint Mary's 20-3	144
22. Kansas State 17-5	124
23. Purdue 19-5 1	18
24. Pittsburgh 18-5	68
25. Marquette 16-6	64

Others Receiving Votes

Louisville 59, Arkansas 48, Florida 24, Rhode Island 21, Mississippi State 14, UNLV 10, Baylor 10, Brigham Young 5, Arizona 4, Maryland 4, Mississippi 3, South Alabama 2, USC 1, Western Kentucky 1, Clemson 1.

HOW MARQUETTE'S OPPONENTS HAVE FARED

OPPONENT (DATE)	W	L	LAST GAME	NEXT GAME
IUPUI (11/10)	18	5	W, 69-67 @ NDSU	2/14 vs. Centenary
Utah Valley St. (11/12)	12	13	W, 99-89 vs. Chicago St.	2/16 @ Savannah St.
@ Chaminade (11/19)	17	6	W, 69-56 vs. Hawaii-Hilo	2/20 vs. Hawaii-Hilo
vs. Oklahoma St. (11/20)	12	12	W, 93-83 vs. Baylor	2/16 @ Texas A&M
vs. Duke (11/21)	22	1	W, 77-65 vs. Maryland	2/17 @ Wake Forest
UW-Milwaukee (11/30)	12	11	L, 83-75 vs. Butler	2/16 vs. UWGB
@ Wisconsin (12/8)	20	4	W, 68-66 @ Indiana	2/16 vs. Minnesota
Sacramento St. (12/15)	4	17	L, 79-56 vs. Portland St.	2/14 @ Montana
IPFW (12/17)	10	14	L, 88-56 @ Oral Roberts	2/16 @ Oakland
Coppin St. (12/21)	7	19	W, 62-44 vs. WSSU	2/16 @ Bethune-Cook.
Savannah St. (12/29)	11	17	L, 67-57 @ N. Florida	2/16 vs. UVSU
Providence (1/3)	13	11	L, 83-63 @ Pittsburgh	2/16 vs. Louisville
@ West Virginia (1/6)	16	7	L, 55-54 @ Pittsburgh	2/14 vs. Rutgers
Seton Hall (1/8, 2/12)	15	10	L, 89-64 vs. Marquette	2/17 vs. Notre Dame
Notre Dame (1/12, 2/9))	18	5	L 84-78, @ Connecticut	2/13 @ Connecticut
@ Louisville (1/17, 2/4)	19	6	W, 88-68 @ DePaul	2/16 @ Providence
@ Connecticut (1/20)	19	5	W, 84-78 vs. Notre Dame	2/16 @ USF
DePaul (1/26)	10	14	L, 88-68 vs. Louisville	2/19 @ Connecticut
USF (1/29)	11	14	W, 89-78 vs. Syracuse	2/16 vs. Connecticut
@ Cincinnati (2/2)	12	12	W, 60-43 vs. St. John's	2/20 vs. USF
Pittsburgh (2/15)	19	5	W, 82-63 vs. Providence	2/15 @ Marquette
@ St. John's (2/20)	10	13	L, 60-43 @ Cincinnati	2/16 vs. Villanova
Rutgers (2/23)	10	15	L, 72-68 vs. Cincinnati	2/14 @ West Virginia
@ Villanova (2/25)	14	9	L, 55-53 @ Georgetown	2/16 @ St. John's
Georgetown (3/1)	20	3	W, 55-53 vs. Villanova	2/16 @ Syracuse
Florida Gulf Coast (3/4)	8	16	W, 72-69 vs. SC Upstate	2/14 @ Mercer
@ Syracuse (3/8)	16	9	L, 89-78 @ USF	2/16 vs. Georgetown
TOTALS	375	273		

Classmate Dominic James reached the mark earlier this season against Utah Valley State (Nov. 12) and when McNeal joined him it allowed the Golden Eagles to feature a rare duo in collegiate basketball.

There are currently just five NCAA Division I programs other than Marquette that feature at least two 1,000-point scorers who have yet to reach their respective senior campaigns. North Dakota State, San Diego, Saint Louis, VMI and Kansas all have at least two juniors on the roster who have already surpassed the plateau.

Wesley Matthews has picked up his scoring in recent outings and has an outside shot at becoming the 40th player to reach the mark. He currently owns 891 career points.

Golden Eagles Own Strong NBA Presence

While Marquette's trio of former players (Dwyane Wade, Travis Diener and Steve Novak) currently holding spots on NBA rosters is widely recognized among Golden Eagle fans, the University's impact on the coaching ranks is overlooked.

A pair of alumni, Doc Rivers (Boston Celtics) and Jim Boylan (Chicago Bulls), are currently directing league franchises as head coaches. Only one other University, Indiana, boasts more than one current NBA head coach among its alums. The Hoosiers feature four in the coaching ranks. Mike Woodson (Atlanta), Randy Wittman (Minnesota), Isaiah Thomas (New York) and Lawrence Frank (New Jersey) each own diplomas from IU.

Marquette Men's Basketball Game Notes

Page 6



RESULT BREAKDOWN

Record

	Overall	BE
Home:	12-1	5-1
Away:	3-4	2-4
Neutral:	2-1	0-0
TOTALS	17-6	7-5

Record By Month

	Overall	BE
November:	5-1	0-0
December:	5-0	0-0
January:	5-3	5-3
February:	2-2	2-2
March:		
TOTALS	17-6	7-5

Record By Starting Lineup

James, McNeal, Matthews	2-0
Burke, Fitzgerald	
James, McNeal, Matthews	11-3
Burke, Hayward	
James, McNeal, Matthews	1-0
Blackledge, Hayward	
James, McNeal, Matthews	2-1
Barro, Hayward	
James, McNeal, Matthews	1-1
Fitzgerald, Hayward	
Acker, McNeal, Matthews	0-1
Burke, Hayward	

Balanced Scoring Key To Success In 2007-08

While Marquette currently features three players (Dominic James, Jerel McNeal and Lazar Hayward) ranked among the league's top scorers, the contributions of the team's fourth scorer have proven to be just as important to the team's success.

The Golden Eagles have featured four players in double figures in 17 of the team's 23 games in 2007-08, helping the squad to an 17-6 record. While James (13.3 ppg.), McNeal (12.9 ppg.) and Hayward (14.0 ppg.) pace MU on the year, Marquette has also received double-figure efforts from Maurice Acker, Ousmane Barro, Dwight Burke, David Cubillan, Dan Fitzgerald and Wesley Matthews.

Since the start of the 2006-07 campaign, the Golden Eagles are 28-6 when at least four players score 10-or-more points.

Offense Reached New Heights In Win Over Friars

Marquette's offensive attack generated 96 points in the league-opening victory over Providence, marking a single-game conference high since the program joined the BIG EAST.

The previous mark of 94 points came in the squad's first-ever BIG EAST outing, a 94-79 defeat of No. 2 Connecticut. The Golden Eagles were playing in their 33rd BIG EAST contest Jan. 3.

Marquette's efficient shooting touch, which extended from the lane to beyond the 3-point line was a large reason for the offensive success. MU concluded the night shooting 53.3 percent (32-of-60) from the field, 10-of-23 (43.5 percent) from long distance and 22-of-25 (88.0 percent) from the charity stripe.

James Member of 1,000-Point Club At MU

Junior guard Dominic James, a First Team All-BIG EAST honoree and preseason All-America selection, reached the 1,000-point plateau in the second half of the Nov. 12 win over Utah Valley.

He knocked down a free throw at the 16:13 mark and quickly recorded his 1,001st point with his second charity toss.

He is the 38th player all-time and first since Steve Novak in 2005-06 to reach the mark. James is the seventh player (Travis Diener, Cordell Henry, Scott Merritt, Novak, Dwyane Wade and Brian Wardle) to achieve the benchmark during the Tom Crean era.

"The Tom Crean Show" television program moves to Time Warner Sports Channel 32 this season, debuting Nov. 8. The Show will air on a weekly basis at 5 p.m. on Thursday nights.



The 30-minute program is hosted by Dennis Krause and features behind-the-scenes access to the Marquette men's basketball program.

"The Tom Crean Show" radio program airs from 6-7 p.m. CT Monday nights on ESPN Radio 540 AM.



Steve "The Homer" True, the voice of the Golden Eagles, hosts the hour-long broadcast from Mo's Irish Pub. Head coach Tom Crean, players, members of the coaching staff and special guests are featured.

Tentative show dates, subject to change, are Nov. 26, Dec. 3, Dec. 10, Jan. 7, Jan. 14, Jan. 21, Jan. 28, Feb. 11, Feb. 18 and March 3.



Marquette's Relationship With Brand WADE Easy To See



WADE™

The 2007-08 campaign will be Marquette's first as the flagship collegiate program of Converse's Brand WADE.

Developed by former Golden Eagle standout and current Miami Heat star Dwyane Wade, the shoe and clothing line distinguishes Marquette from every other program in the NCAA's.

For the next six seasons, Converse will outfit the Golden Eagles with game, practice and off-court apparel including jerseys, performance shorts, warm-ups, sweat suits, shooting shirts and t-shirts that feature both the Converse star and WADE logos.

Marquette Men's Basketball Game Notes

Page 7



tom|CREAN

Head Coach | Ninth Season | Central Michigan, 1989 | 182-92 (66.4)

86-54 (61.4) in league play 38-52 (42.2) on the road 4-4 (50.0) in NCAA Tourney
123-26 (82.6) at Bradley Center 19-13 (59.3) at neutral sites 4-8 (33.3) in league tourneys

In Tom Crean's eight seasons, Marquette has averaged over 20 wins a year, won a conference championship and made seven postseason appearances, highlighted by the 2003 Final Four, the program's third appearance all-time and first since 1977.

He is a two-time recipient of the Ray Meyer Conference USA, NABC District XI and USBWA District V Coach of the Year awards, and in 2003 won the Coach Clair Bee Award as well as being named a finalist for the Naismith National Coach of the Year Award.

Crean's 65.7 winning percentage and 165 victories place him third in both categories all-time at Marquette.

National Recognition

Crean's revival of Marquette's storied basketball program has not gone unnoticed by the national pollsters as the Golden Eagles have spent 62 weeks in the rankings since November 2001.

Prior to first appearing during Crean's tenure in the AP Top 25 on November 27, 2001,

Marquette had been ranked for just 24 weeks the previous 15 seasons.

Marquette's consecutive year-end rankings in 2002 and 2003 were the first time for the program in a quarter century, and on March 4, 2003, the school earned its highest ranking since 1978 by reaching No. 8 in the AP poll, which the team matched in 2006-07.

Player Development

Personally driven by an intense commitment to improve, Crean has structured a program at Marquette that focuses heavily on individual instruction and has allowed his players to stay ahead of the competition.

The development of Golden Eagle players under Crean's tutelage can best be illustrated by the program's representation with international basketball this past summer. Current players Dominic James, Wesley Matthews and Jerel McNeal were all invited to tryouts for USA Basketball to represent the country at the 2007 Pan American Games. Recognized among the top young talent in collegiate basketball, Marquette's trio of selections was the most of

Crean's Career Record vs. All Opponents

Air Force	1-0	Minnesota	0-2
Appalachian State	2-0	Missouri	1-0
Ark.-Little Rock	1-0	Morgan State	1-0
Ark.-Pine Bluff	1-0	Morris Brown	1-0
Arizona	0-2	Nebraska	1-1
Alabama	0-1	North Carolina	0-1
Baylor	0-1	North Dakota St.	0-1
Boise State	1-0	Notre Dame	4-3
Cal St.-Northridge	1-0	Northern Michigan	1-0
Canisius	1-0	Northwestern St.	1-0
Centenary	1-0	Oakland	3-0
Chaminade	1-0	Oklahoma St.	1-0
Charlotte	4-6	Oral Roberts	1-0
Chicago State	2-0	Pittsburgh	4-2
Cincinnati	6-7	Providence	3-1
Connecticut	2-1	Rice	1-0
Coppin State	4-0	Rutgers	1-1
Dayton	1-3	Sacramento St.	1-0
Detroit	1-0	Sacred Heart	1-0
DePaul	12-4	St. John's	3-0
Delaware State	3-0	Saint Louis	9-3
Duke	1-1	Sam Houston St.	2-0
East Carolina	4-2	San Francisco	1-0
Eastern Illinois	1-0	Savannah State	3-0
Eastern Michigan	1-0	Seton Hall	4-0
Eastern Washington	1-0	South Alabama	0-1
Elon	1-0	South Carolina	1-0
Florida A&M	1-0	South Dakota St.	2-0
Fordham	1-0	Southern Miss	3-2
Georgetown	1-2	Syracuse	0-1
Gonzaga	1-0	Tennessee	1-0
Grambling	2-0	TCU	2-4
Hampton	1-0	Texas-San Antonio	1-0
Hillsdale Coll.	1-0	Texas Southern	1-0
Holy Cross	1-0	Texas Tech	1-0
Houston	4-2	Toledo	1-0
Idaho State	1-0	Tulane	6-1
Illinois State	1-0	Tulsa	0-1
Indiana	1-0	UAB	3-4
Iowa State	0-1	USF	7-0
IPFW	2-0	Utah Valley	1-0
IUPUI	1-0	Valparaiso	3-0
Kansas	0-1	Villanova	2-1
Kent State	1-0	Wake Forest	1-1
Kentucky	1-0	West Virginia	1-2
Lewis	1-0	Western Carolina	2-0
Louisville	8-10	Western Michigan	1-1
Loyola (Ill.)	1-0	Winthrop	0-1
UMBC	1-0	Wisconsin	3-6
Massachusetts	1-0	UW-Milwaukee	1-0
Memphis	1-4	Wofford	1-0
Michigan State	0-1	Xavier	1-2

any squad in the nation. Teammate David Cubillan was tabbed to the Venezuelan National Team to represent his home country in Olympic qualifying events.

Marquette alumni are scattered across the globe enjoying success in the world of professional basketball; including several current players in the National Basketball Association. Dwayne Wade (Miami), Travis Diener (Indiana) and Steve Novak (Houston) are all featured on NBA rosters, with Wade owning a world championship ring with the Heat.

Tom Crean's Year-by-Year Coaching Résumé

AS A HEAD COACH AT MARQUETTE UNIVERSITY

Year	Record	Conf.	Notes
2006-07	24-10	10-6	NCAA First Round; CBE Classic Title
2005-06	20-11	10-6	NCAA First Round; Great Alaska Shootout Title
2004-05	19-12	7-9	NIT First Round
2003-04	19-12	8-8	NIT Quarterfinals
2002-03	27-6	14-2	C-USA Reg. Season Champ., NCAA ,Final Four
2001-02	26-7	13-3	2nd place, C-USA American Div., NCAA Tourn.
2000-01	15-14	9-7	3rd place, C-USA American Div.
1999-00	15-14	8-8	4th place, C-USA American Div., NIT

AS AN ASSISTANT

School	Year	Record	Notes
Michigan St.	98-99	33-5	Big Ten Reg. Season and Conf. Champ., NCAA, Final Four
Michigan St.	97-98	22-8	Big Ten Reg. Season Champ., Sweet 16
Michigan St.	97-98	17-12	NIT
Michigan St.	95-96	16-16	NIT
Pittsburgh	94-95	10-18	—
W. Kentucky	93-94	20-11	NCAA Tournament
W. Kentucky	94-95	26-6	Sun Belt Tournament Champ., Sweet 16
W. Kentucky	91-92	21-1	NIT
W. Kentucky	90-91	14-14	—
Michigan St.	89-90	28-6	Big Ten Champ., NCAA Tournament, Sweet 16

Marquette Men's Basketball Game Notes

Page 8



Tom Crean vs. Ranked Opponents

Marquette is 18-24 (42.8) against ranked opponents, including 8-9 (47.0) against the Top 10, under Tom Crean. All-time, Marquette is 90-131 (40.7) against ranked opponents, including a 32-81 (28.3) record against the Top 10. Marquette was 5-2 against the top-25 and 2-0 against the top 10 in 2006-07. *Rankings listed from the AP poll.*

Through eight seasons, Golden Eagles players have earned 19 All-Conference selections and the program's first conference player of the year award, when Dwyane Wade won Conference USA's top honor in 2003. Wade also went on to become the first Marquette player since 1978 to be named an Associated Press First Team All-America and finalist for the John R. Wooden Award.

The 2007 season saw a pair of Golden Eagles rated among the league's best. Sophomore guard Dominic James was tabbed first team all-league and classmate Jerel McNeal was named the BIG EAST Defensive Player of the Year. He also claimed a spot on the all-conference second team.

In 2006, Steve Novak was one of four unanimous selections to the All-Big East first team. Novak was selected 32nd overall by the Houston Rockets in 2006 NBA Draft.

In 2005, Travis Diener joined Wade as players under Crean's mentoring who earned All-American and All-Conference honors, as well as going on to be selected in the NBA Draft.

Marquette basketball has been represented on national player of the year balloting in each of the last six seasons.

Fan Support and Television Exposure

Crean's passion and commitment on the court has paid dividends off of it. The program has set total attendance records four times, and since 1999 has drawn nearly two million fans.

Students on the Milwaukee campus have flocked to the Bradley Center in record numbers, making it one of college basketball's best environments. Marquette has finished among the nation's top-25 in average attendance in each of the last six seasons, including a clip of 15,345 per game in 2006-07 to rank 14th overall.

Overall, attendance has increased 70-percent and the top 10 crowds of all-time have occurred during Crean's tenure (all coming since 2002). Marquette's elevated status nationally has made it a favorite of television. Crean's squad has had 87 games televised nationally on network or cable since 2001.

Career Overview

Crean was named the 15th head coach in Marquette basketball history on March 30, 1999.

Before arriving in Milwaukee, Crean served on the Michigan State basketball staff for four seasons, holding the position of associate head coach for the last two. During that time, the Spartans compiled an 88-41 record and made four consecutive postseason appearances, including a trip to the 1999 Final Four. Michigan State's recruiting coordinator; Crean was instrumental in bringing two-time Big Ten Player of the Year Mateen Cleaves and 2000 John R. Wooden Award finalist Morris Peterson to East Lansing.

Prior to his tenure at Michigan State, Crean spent the 1994-95 season as an assistant coach at Pittsburgh and served as the associate head coach at Western Kentucky from 1990 to 1994. Crean got his start in coaching on the Division I level in 1989-90, serving on Jud Heathcote's staff at Michigan State.

A native of Mount Pleasant, Mich., Crean earned his bachelor's degree in parks and recreation with a minor in psychology from Central Michigan in 1989. While pursuing his degree, Crean coached basketball at Alma College and Mount Pleasant High School.

1999-2000

Jan. 8, 2000 at #3 Cincinnati 67, Marquette 48
Jan. 12, 2000 Marquette 69, at #21 DePaul 48
Jan. 15, 2000 Marquette 66, #25 Louisville 64 (OT)
Jan. 23, 2000 #1 Cincinnati 72, Marquette 60

2000-01

Dec. 23, 2000 #16 Wisconsin 52, Marquette 47
Jan. 13, 2001 at #9 North Carolina 84, Marquette 54

2001-02

Nov. 23, 2001 Marquette 50, #20 Indiana 49 (Great Alaska Shootout)
Dec. 29, 2001 at #25 Wake Forest 64, #19 Marquette 59
Feb. 2, 2002 Marquette 74, #4 Cincinnati 60
Feb. 22, 2002 at #4 Cincinnati 63, #9 Marquette 62
March 9, 2002 #5 Cincinnati 77, #13 Marquette 63 (C-USA Tournament)

2002-03

Feb. 9, 2003 #15 Marquette 68, #14 Wake Forest 61
Feb. 15, 2003 #2 Louisville 73, #11 Marquette 70
Feb. 27, 2003 #10 Marquette 78, at #11 Louisville 73
Mar. 22, 2003 #9 Marquette 101, #24 Missouri 92 (OT, NCAA Tournament)
Mar. 27, 2003 #9 Marquette 77, #4 Pittsburgh 74 (NCAA Tournament)
Mar. 29, 2003 #9 Marquette 83, #1 Kentucky 69 (NCAA Tournament)
Apr. 5, 2003 #6 Kansas 94, #9 Marquette 61 (NCAA Final Four)

2003-04

Dec. 1, 2003 #24 Marquette 71, #23 Notre Dame 58
Dec. 13, 2003 at #9 Arizona 85, #22 Marquette 75
Dec. 20, 2003 at #22 Wisconsin 62, #23 Marquette 58
Jan. 14, 2004 #10 Cincinnati 85, at #21 Marquette 73
Jan. 31, 2004 Marquette 77, at #4 Louisville 70
Mar. 6, 2004 at Marquette 81, #25 Louisville 80

2004-05

Dec. 11, 2004 at Marquette 63, #24 Wisconsin 54
Dec. 18, 2004 #15 Arizona 48, at Marquette 43
Jan. 26, 2005 at #12 Louisville 99, Marquette 52
Feb. 17, 2005 #12 Louisville 64, at Marquette 61
Feb. 24, 2005 at #24 Cincinnati 80, Marquette 68

2005-06

Jan. 3, 2006 at Marquette 94, #2 Connecticut 79
Jan. 14, 2006 at #16 West Virginia 104, Marquette 85
Jan. 28, 2006 at #12 Pittsburgh 77, Marquette 71
Feb. 6, 2006 at #4 Villanova 72, Marquette 67
Feb. 16, 2006 at Marquette 57, #17 Georgetown 51
Feb. 18, 2006 at Marquette 84, #9 Pittsburgh 82
Mar. 9, 2006 #23 Georgetown 62, Marquette 57 (BIG EAST Tournament)

2006-07

Nov. 21, 2006 #13 Marquette 73, #9 Duke 62
Dec. 9, 2006 #11 Wisconsin 70, #20 Marquette 66
Jan. 10, 2007 Marquette 73, #24 Connecticut 69
Jan. 13, 2007 Marquette 81, #21 West Virginia 63
Jan. 21, 2007 #24 Marquette 77, #6 Pittsburgh 74 OT
Feb. 10, 2007 #22 Georgetown 76, #11 Marquette 58
Mar. 3, 2007 #20 Marquette 75, #12 Pittsburgh 71
Mar. 8, 2007 #13 Pittsburgh 89, #18 Marquette 79

2007-08

Nov. 21, 2007 #13 Duke 77, #11 Marquette 73
Feb. 9, 2008 #22 Notre Dame 86, #16 Marquette 83

(Games vs. Top 10 In Bold)



scott|christopherson

0 Freshman
6-3 | 200
Guard

LaCrosse, WI
LaCrosse Aquinas HS



dominic|james

1 Junior
5-11 | 185
Guard

Richmond, IN
Richmond HS



maurice|jacker

2 Sophomore
5-8 | 165
Guard

Hazelcrest, IL
Hillcrest HS/Ball State



patrick|hazel

4 Freshman
6-7 | 220
Forward

Queens, NY
Blair Academy



dan|fitzgerald

5 Senior
6-9 | 220
Forward

St. Paul, MN
St. Thomas HS/Tulane



david|cubillan

10 Sophomore
6-0 | 175
Guard

Mara Caibo, Venezuela
St. Benedict's Prep



dwight|burke

12 Junior
6-8 | 250
Forward

Brooklyn, NY
St. Benedict's Prep



lawrence|blackledge

21 Senior
6-8 | 185
Forward


Carbondale, IL
Carbondale HS/Southwestern IL Coll.



jerel|mcneal

22 Junior
6-3 | 200
Guard

Chicago, IL
Hillcrest HS



wesley|matthews

23 Junior
6-5 | 215
Guard


Madison, WI
Madison Memorial HS



lazar|hayward

32 Sophomore
6-6 | 225
Forward

Buffalo, NY
Notre Dame Prep



trevor|mbakwe

33 Freshman
6-7 | 240
Forward


St. Paul, MN
St. Bernard's HS



ousmane|barro

41 Senior
6-10 | 235
Forward


Dakar, Senegal
Chicago Julian HS



tommy|brice

42 Senior
5-11 | 175
Guard

Bloomington, IL
Lake Park, HS



robert|frozena

45 Freshman
6-1 | 165
Guard

Sherwood, WI
St. Mary Central HS

Pronunciation Guide

Dominic James	dom-in-eek
David Cubillan	dah-veed coo-bee-yahn
Jerel McNeal	juh-rell
Lazar Hayward	lah-zahr
Trevor Mbakwe	m-bahk-we
Ousmane Barro	ooze-mahn bare-oh
Robert Frozena	Fro-zeen-ah

Marquette Men's Basketball Game Notes

Page 10



All-Time Career Leaders

Games Played

1.	126	Steve Novak	2002-06
	126	Joe Chapman	2002-06
	126	Scott Merritt	2000-04
4.	125	Roney Eford	1992-96
5.	123	Tony Miller	1991-95
6.	122	Aaron Hutchins	1994-98
	122	Faisal Abraham	1993-97
	122	Anthony Pieper	1993-97
	122	Mandy Johnson	1981-85
10.	120	Travis Diener	2001-05
	120	Cordell Henry	1998-02
	120	Tom Copa	1983-87
	120	Marc Marotta	1980-84
14.	119	Robb Logterman	1990-94
	119	Michael Wilson	1978-82
	119	Bo Ellis	1973-77

115 Ousmane Barro 2005-08

Points

1.	1773	George Thompson	1966-69
2.	1735	Butch Lee	1974-78
3.	1691	Travis Diener	2001-05
4.	1690	Brian Wardle	1997-01
5.	1688	Tony Smith	1986-90
6.	1663	Bo Ellis	1973-77
7.	1647	Damon Key	1990-94
8.	1637	Dean Meminger	1968-71
9.	1571	Trevor Powell	1987-91
10.	1567	Steve Novak	2002-06

Scoring Average

1.	20.4	George Thompson	1966-69
2.	19.7	Dwyane Wade	2001-03
3.	19.0	Jim Chones	1970-72
4.	18.8	Dean Meminger	1968-71
5.	18.6	Don Kojis	1958-61
6.	18.6	Mike Mogan	1956-59
7.	18.3	Bob Wolf	1964-67
8.	17.0	Terry Rand	1953-56
9.	16.4	Tom Flynn	1963-66
10.	16.2	Ron Glaser	1960-63

Field Goals Made

1.	674	Bo Ellis	1973-77
2.	666	Butch Lee	1974-78
3.	656	George Thompson	1966-69
4.	627	Damon Key	1990-94
5.	615	Tony Smith	1987-90
6.	603	Don Kojis	1958-61
7.	572	Dean Meminger	1968-71
8.	571	Brian Wardle	1997-01
9.	543	Earl Tatum	1972-76
	543	Bob Wolf	1964-67

Field Goals Attempted

1.	1430	Brian Wardle	1997-01
2.	1403	Butch Lee	1974-78
3.	1400	Don Kojis	1958-61
4.	1383	Bo Ellis	1973-77
5.	1350	George Thompson	1966-69
6.	1272	Tom Flynn	1963-66
7.	1252	Roney Eford	1992-96
8.	1234	Dean Meminger	1968-71
9.	1231	Trevor Powell	1987-91
10.	1229	Damon Key	1990-94

Field Goal Percentage (min. 450 FGA)

1.	58.8%	Ric Cobb	1968-70
2.	55.2%	Jim McIlvaine	1990-94
3.	54.8%	Jerome Whitehead	1975-78
4.	54.7%	Jim Chones	1970-72
5.	54.5%	Amal McCaskill	1991-92, 93-96
6.	53.4%	Tyrone Baldwin	1988-90
7.	53.1%	Ron Curry	1990-93
8.	52.1%	Trevor Powell	1987-91
9.	52.0%	Tony Smith	1986-71
10.	51.0%	Damon Key	1990-94

Three-Point Field Goals Made

1.	354	Steve Novak	2002-06
2.	284	Travis Diener	2001-05
3.	244	Robb Logterman	1990-94
4.	221	Aaron Hutchins	1994-98
5.	216	Mark Anglavar	1987-91
6.	211	Anthony Pieper	1993-97
7.	197	Brian Wardle	1997-01
8.	178	Tony Miller	1991-95
9.	169	John Cliff	1996-00
10.	150	Roney Eford	1992-96

Three-Point Field Goals Attempted

1.	768	Steve Novak	2002-06
2.	687	Travis Diener	2001-05
3.	595	Robb Logterman	1990-94
4.	592	Aaron Hutchins	1994-98
5.	564	Anthony Pieper	1993-97
6.	553	Brian Wardle	1997-01
7.	501	Mark Anglavar	1987-91
8.	486	John Cliff	1996-00
9.	482	Tony Miller	1991-95
10.	421	Cordell Henry	1998-02

Three-Point Field Goal Percentage (min. 100 3FGA)

1.	46.1%	Steve Novak	2002-06
2.	43.1%	Mark Anglavar	1987-91
3.	42.9%	Tony Smith	1986-90
4.	41.5%	Mike Flory	1986-87, 88-89
5.	41.3%	Travis Diener	2001-05
6.	41.2%	Dan Fitzgerald	2006-08
7.	41.0%	Robb Logterman	1990-94
8.	39.5%	David Cubillan	2007-08
9.	38.5%	Roney Eford	1992-96
10.	38.3%	David Diggs	1998-02
11.	37.4%	Anthony Pieper	1993-97
12.	37.3%	Aaron Hutchins	1994-98

Free Throws Made

1.	493	Dean Meminger	1968-71
2.	457	George Thompson	1966-69
3.	406	Tony Smith	1986-90
4.	403	Butch Lee	1974-78
5.	393	Bob Wolf	1964-67
6.	390	Rube Schulz	1951-55
7.	385	Travis Diener	2001-05
8.	378	Damon Key	1990-94
9.	361	Russ Wittberger	1952-55
10.	357	Mike Moran	1957-59

Free Throws Attempted

1.	762	Dean Meminger	1968-71
2.	674	George Thompson	1966-79
3.	549	Bob Wolf	1964-67
4.	532	Rube Schulz	1951-55
5.	531	Terry Rand	1953-56
6.	529	Russ Wittberger	1951-55
7.	525	Mike Moran	1956-59
8.	517	Tony Smith	1986-90
9.	501	Jim McIlvaine	1990-94
10.	490	Don Kojis	1958-61

Free Throw Percentage (min. 200 FTA)

1.	93.1%	Steve Novak	2002-06
2.	84.8%	Butch Lee	1974-78
3.	83.7%	Travis Diener	2001-05
4.	82.6%	Brian Brunkhorst	1964-68
5.	82.5%	Oliver Lee	1977-81
6.	81.3%	Bob Walczak	1951-52, 54-57
7.	81.1%	Brad Luchini	1965-68
	81.1%	Brian Wardle	1997-01
9.	79.9%	Robb Logterman	1990-94
10.	78.7%	Lloyd Walton	1973-76

Rebounds

1.	1222	Don Kojis	1958-61
2.	1085	Bo Ellis	1973-77
3.	978	Terry Rand	1953-56
4.	938	Walt Mangham	1957-60
5.	771	Tom Flynn	1963-66
6.	768	Paul Carbins	1964-67
7.	765	Trevor Powell	1987-91
8.	753	John Glaser	1955-58
9.	739	Damon Key	1990-94
10.	700	Amal McCaskill	1991-92, 93-96

Rebounding Average

1.	15.1	Don Kojis	1958-61
2.	12.7	Terry Rand	1953-56
3.	12.3	Walt Mangham	1957-60
4.	11.7	Jim Chones	1970-72
5.	10.7	Maurice Lucas	1972-74
6.	10.6	John Glaser	1955-58
7.	10.3	Paul Carbins	1964-67
8.	9.9	Tom Flynn	1963-66
9.	9.7	David Boone	1985-87
10.	9.6	Larry McNeill	1971-73

Assists

1.	956	Tony Miller	1991-95
2.	617	Travis Diener	2001-05
3.	550	Aaron Hutchins	1994-98
4.	480	Lloyd Walton	1973-76
5.	469	Tony Smith	1986-90
6.	430	Cordell Henry	1998-02
7.	428	Dominic James	2006-08
8.	409	Glenn Rivers	1980-83
9.	408	Michael Sims	1984-88
10.	394	Michael Wilson	1978-82

Blocked Shots

1.	399	Jim McIlvaine	1990-94
2.	175	Amal McCaskill	1991-92, 93-96
3.	172	Faisal Abraham	1993-97
4.	119	Michael Wilson	1978-82
5.	113	Scott Merritt	2000-04
6.	103	Walter Downing	1984-86
7.	93	Trevor Powell	1987-91
8.	89	Mike Bargaen	1995-99
9.	86	Ousmane Barro	2005-08
10.	84	Tom Copa	1983-87

Steals

1.	272	Michael Wilson	1978-82
2.	253	Mandy Johnson	1981-85
3.	203	Glenn Rivers	1980-83
4.	190	Tony Smith	1986-90
5.	188	Michael Sims	1984-88
	188	Jerel McNeal	2006-08
7.	185	Tony Miller	1991-95
8.	165	Aaron Hutchins	1994-98
9.	158	Travis Diener	2001-05
	158	Kerry Trotter	1982-86



Marquette Men's Basketball Game Notes

Page 11

Northern State (exhibition) 55
Marquette 83

MILWAUKEE (AP) -- Lazar Hayward had a game-high 17 points and Wesley Matthews added 16 to lead No. 11 Marquette to a 83-55 exhibition victory over Northern State on Sunday night.

Hayward was 6 for 10 from the floor to go with four rebounds, three assists and two steals in only 15 minutes.

Matthews shot 5 for 7 and added two steals and two assists. Marquette made just 68.2% of its free throws (30-44) but forced 31 turnovers.

The Golden Eagles return their top-seven scorers from last season's team, which lost to Michigan State in the first round of the NCAA Tournament.

Northern State missed its first 13 3-pointers until Craig Nelson made one with 9:51 left in the game.

Marquette led, 38-30, after a sluggish first half. But the Golden Eagles took control in the final 20 minutes.

The first half was an offensive struggle for both teams.

Northern State missed all eight 3-pointers, and Marquette shot just 55.2% from the free-throw line (16-29).

IUPUI 68
No. 11/12 Marquette 76

MILWAUKEE (AP) -- Marquette took its time against IUPUI.

Jerel McNeal scored 20 points to lead the No. 11 Golden Eagles to a 76-68 comeback victory over IUPUI on Saturday night in the season opener for both teams.

Marquette trailed 48-43 with 13 minutes left after IUPUI used a 17-2 run to erase a 10-point lead for the Golden Eagles shortly after halftime.

Marquette responded with a 23-8 run over the next 9 minutes to seal the victory. IUPUI trailed by one with 8 minutes left, but Wesley Matthews hit a 3-pointer and the Jaguars got no closer than four the rest of the way.

Dominic James added 12 points for Marquette, and Lazar Hayward had 11. Marquette shot 55.1 percent (27-for-49) from the field, including 60 percent in the first half.

George Hill led the Jaguars with 19 points and Gary Patterson added 15. Billy Pettiford had 14 points, eight assists, and seven rebounds.

Marquette fell behind 10-4 early but led 39-31 at halftime.

Marquette made 8-of-9 free throws in the final 22 seconds to seal it.

Utah Valley 55
No. 10/11 Marquette 66

MILWAUKEE (AP) -- Dominic James scored 13 points, including the 1,000th of his career, and Marquette (No. 11 ESPN/USA Today, No. 10 AP) shook off a halftime deficit to beat Utah Valley 66-55 on Monday night.

James hit a 3-pointer with 4:20 to play that gave the Golden Eagles (2-0) a 57-50 lead. Joe Walker of Utah Valley hit one free throw, and Marquette's Wesley Matthews responded with a lean-in jumper that made it 59-51 with 4:20 remaining.

Dwight Burke and David Cubillan both added 12 points for Marquette and Lazar Hayward had 11.

Ryan Toolson was 5-for-9 from 3-point range and scored 20 points for Utah Valley (0-2).

With a free throw earlier in the second half, James became the 38th player in school history to score 1,000 points. James, who flirted with an early entry to the NBA draft in the offseason but decided to return to Marquette, needed nine points entering the game.

Northern St. 55, Marquette 83												
Nov. 4, 2007 Milwaukee, Wis.												
NORTHERN ST.	min	fg-a	3fg-a	ft-a	reb	ast	to	bk	st	pf	pts	
Kevin Ratzsch	30	5-15	0-4	2-2	4	0	8	2	4	2	12	
Dan Magrino	15	3-3	0-0	1-1	3	1	2	1	0	1	7	
Jordan King	16	1-3	0-2	0-0	0	3	3	0	1	2	2	
Craig Nelson	12	1-3	1-2	0-0	0	0	3	0	0	5	3	
Mitch Boeck	24	4-8	0-3	1-2	3	1	4	0	2	1	9	
Luke Wicks	25	0-3	0-2	2-2	6	2	2	0	1	4	2	
Derek Hoellein	16	1-4	1-4	0-0	2	1	0	0	1	3	3	
Dan DeWitt	24	0-3	0-3	1-2	4	2	6	0	1	1	1	
Levi Hamilton	13	2-4	0-2	5-5	4	0	1	0	0	1	9	
Robert Thomas	13	1-2	0-0	2-2	4	0	2	0	0	4	4	
Marty Gregor	12	0-1	0-0	3-4	4	0	0	0	0	4	3	
Team					4							
Totals	18-49	2-22	17-20	38	10	31	3	10	28	55		
MARQUETTE	min	fg-a	3fg-a	ft-a	reb	ast	to	bk	st	pf	pts	
Dan Fitzgerald	21	1-5	0-2	0-0	2	2	2	0	0	3	2	
Dwight Burke	18	0-4	0-0	2-6	6	0	0	1	5	1	2	
Dominic James	20	3-8	0-2	6-8	5	1	1	0	3	1	12	
Jerel McNeal	21	3-7	1-1	1-1	5	1	1	0	3	1	8	
Wesley Matthews	24	5-7	0-1	6-7	1	2	0	0	2	2	16	
Scott Christopherson	11	1-2	1-2	0-0	2	1	0	0	1	0	3	
Maurice Acker	20	2-5	1-2	4-5	0	4	2	0	2	0	9	
Patrick Hazel	6	0-1	0-0	0-0	3	0	0	0	0	2	0	
David Cubillan	18	1-6	0-3	2-2	1	0	1	0	0	1	4	
Lawrence Blackledge	9	2-4	0-1	2-2	3	1	1	0	1	1	6	
Lazar Hayward	15	6-10	0-1	5-7	4	3	1	0	2	2	17	
Ousmane Barro	16	1-2	0-0	2-6	3	0	1	0	0	3	4	
Tommy Brice	1	0-1	0-1	0-0	0	0	0	0	0	0	0	
Team					0							
Totals	25-62	3-16	30-44	35	19	13	2	20	18	83		
Halftime: MU 40-30. Dead Ball Rebounds: MU 7-1. Technical: None. Officials: Ed Hightower, Paul Janssen, Todd Williams. Attendance: 12,997.												

IUPUI 68, Marquette 76												
Nov. 10, 2007 Milwaukee, Wis.												
IUPUI	min	fg-a	3fg-a	ft-a	reb	ast	to	bk	st	pf	pts	
Jon Avery	36	3-7	0-0	0-0	1	1	0	0	0	3	6	
Billy Pettiford	37	5-10	1-4	3-6	7	8	5	1	1	3	14	
George Hill	30	6-9	3-4	4-4	2	4	5	0	4	5	19	
Gary Patterson	40	5-11	3-6	2-2	3	0	2	0	0	4	15	
Austin Montgomery	38	5-10	1-2	2-2	5	2	0	1	2	3	13	
LeRoy Nobles	9	0-0	0-0	1-2	0	1	2	0	0	2	1	
Drew Conner	5	0-0	0-0	0-0	0	1	1	0	0	0	0	
John Ashworth	5	0-1	0-1	0-0	1	1	0	0	0	0	0	
Team					1							
Totals	24-48	8-17	12-16	20	18	15	2	7	21	68		
MARQUETTE	min	fg-a	3fg-a	ft-a	reb	ast	to	bk	st	pf	pts	
Dan Fitzgerald	19	2-5	2-5	0-0	2	1	1	0	1	2	6	
Dwight Burke	16	1-2	0-0	0-0	2	0	0	0	0	2	2	
Dominic James	31	3-7	0-3	6-7	1	3	2	1	4	2	12	
Jerel McNeal	33	8-11	1-2	3-4	4	2	4	0	3	1	20	
Wesley Matthews	28	4-6	1-3	1-2	4	1	4	0	1	1	10	
Maurice Acker	12	1-2	1-2	0-1	1	1	1	0	0	1	3	
David Cubillan	23	3-9	2-8	1-1	1	3	1	0	0	2	9	
Lazar Hayward	16	4-5	0-1	3-3	4	1	0	0	0	2	11	
Ousmane Barro	22	1-2	0-0	1-2	7	2	2	2	0	2	3	
Team					0							
Totals	27-49	7-24	15-20	26	14	15	3	9	15	76		
Halftime: MU 39-31. Dead Ball Rebounds: IUPUI 3-2. Technical: None. Officials: Mike Kitts, Gary Prager, Michael Stephens. Attendance: 13,991.												
beyond THE BOX SCORE												
Marquette shot an amazing 80 percent (20-of-25) from the field on attempts inside the 3-point line, including 32 points in the paint.												

Utah Valley 55, Marquette 66												
Nov. 12, 2007 Milwaukee, Wis.												
UVU	min	fg-a	3fg-a	ft-a	reb	ast	to	bk	st	pf	pts	
Richard Troyer	24	4-12	4-7	0-0	6	0	1	0	0	2	12	
Jordan Brady	35	2-9	0-1	0-0	4	1	3	1	0	1	4	
Joe Walker	20	2-4	0-0	2-4	6	1	3	0	0	4	6	
Ryan Toolson	36	7-12	5-9	1-2	3	2	4	0	0	2	20	
Josh Olsen	11	0-2	0-1	0-0	3	3	2	0	0	3	0	
Jabir Jinna	26	2-8	1-3	2-4	1	1	3	0	1	0	7	
Kevin Woods	7	0-2	0-0	0-0	0	0	0	0	0	1	0	
Jordan Swarbrick	11	0-0	0-0	0-0	1	0	0	0	0	0	0	
Matt Komenda	19	2-4	0-0	0-1	8	2	0	0	1	0	4	
Brian Anderson	9	0-1	0-1	0-0	0	0	1	0	0	0	0	
Brett Ravenberg	13	1-1	0-0	0-0	0	0	0	0	0	3	2	
Team					1							
Totals	20-55	10-22	5-11	33	10	17	1	2	16	55		
MARQUETTE	min	fg-a	3fg-a	ft-a	reb	ast	to	bk	st	pf	pts	
Dan Fitzgerald	18	1-4	1-4	2-2	5	2	0	0	0	0	5	
Dwight Burke	24	5-6	0-0	2-2	8	0	1	0	0	3	12	
Dominic James	31	4-11	2-4	3-4	0	1	0	0	2	2	13	
Jerel McNeal	26	3-14	0-1	1-4	9	2	3	1	2	3	7	
Wesley Matthews	29	3-6	0-2	0-0	7	3	2	0	0	3	6	
Maurice Acker	9	0-1	0-1	0-0	1	2	2	0	1	2	0	
David Cubillan	19	4-8	2-6	2-2	1	2	0	0	2	0	12	
Lawrence Blackledge	6	0-0	0-0	0-0	1	0	0	0	1	0	0	
Lazar Hayward	24	5-7	0-1	1-2	5	1	1	1	0	0	11	
Ousmane Barro	14	0-0	0-0	0-0	0	0	1	0	1	4	0	
Team					2							
Totals	25-57	5-19	11-16	39	13	11	2	9	18	66		
Halftime: UVU 34-32. Dead Ball Rebounds: MU 3-2. Technical: None. Officials: Bob Donato, James Breeding, Chris Beaver. Attendance: 12,992.												

Marquette Men's Basketball Game Notes

Page 12



Chaminade 63

No. 11/13 Marquette 74

MLAHAINA, Hawaii (AP) -- Jerel McNeal scored eight of his 22 points in a late 11-2 run that let No. 11 Marquette hold off upset-minded Chaminade 74-63 on Monday in the opening round of the EA Sports Maui Invitational.

McNeal keyed the deciding run with a tip-in of a missed free throw and three baskets on the break to let the Golden Eagles get some breathing room and avoid the upset.

Lazar Hayward added 15 points for Marquette, which is making its first appearance on Maui, while Dominic James and David Cubbillan both had 11.

McNeal finished 10-for-14 from the field.

Makro Kolaric had 19 points and 14 rebounds for the Silverswords (1-1), while Rodrick Johnson added 13 points.

The Silverswords got within three points for the third time in the second half when Johnson's turnaround jumper with 6:46 left made it 58-55. That's when McNeal took over with his athleticism.

He tipped in the miss of a free throw by Hayward to start the big run, then came up with some acrobatics to close it out.

Oklahoma State 61

No. 11/13 Marquette 91

LAHAINA, Hawaii (AP) -Marquette defended and hustled its way into the championship game of the EA Sports Maui Invitational.

Jerel McNeal had 20 points and Dominic James added 18 to lead the 11th-ranked Golden Eagles in a never-in-doubt 91-61 semifinal victory over Oklahoma State on Tuesday night.

The Golden Eagles opened the game with a 13-2 spurt over the first four minutes. The Cowboys just didn't look ready for the intense defense Marquette threw at them. The Golden Eagles had hands reaching and swiping everywhere as they contested each pass as well as each shot.

Oklahoma State missed six of its first seven shots and turned the ball over four times in the opening burst and it stayed that way throughout the first half as Marquette took a 46-28 lead.

The Cowboys were 1-for-11 from 3-point range in the opening half and 10 of Marquette's 22 rebounds were on the offensive end.

Wesley Matthews added 13 points for Marquette, which played three guards, and sometimes four, a move that certainly helped their defensive intensity.

No. 13/10 Duke 77

No. 11/13 Marquette 73

LAHAINA, Hawaii (AP) -Duke claimed the championship of the EA Sports Maui Invitational with a 77-73 victory over Marquette.

Duke took a 67-61 lead with 6:03 to go on a low move by Lance Thomas off a pass from Singler, his only assist of the game.

The lead was six one more time, before Maurice Acker hit a 3 for the Golden Eagles and Ousmane Barro made one of two free throws to get Marquette within 69-67 with 4:42 left.

The Golden Eagles were within 75-73 with 33 seconds left on a layup by Jerel McNeal.

Singler grabbed a loose ball and was fouled. He made the first free throw and Marquette called a timeout, trying to freeze the freshman.

Marquette fought off foul trouble in the second half and the Golden Eagles were called for 27 fouls, nine more than Duke.

Marquette's Dominic James had 12 points on 4-for-16 shooting.

"In the first half I kind of had it going but it was nothing they did," James said. "A lot of the missed shots were layups, shots I usually make. Unfortunately I didn't in the second half."

Chaminade 63, Marquette 74

Nov. 19, 2007 Maui, Hawaii

CHAMINADE	min	fg-a	3fg-a	ft-a	reb	ast	to	bk	st	pf	pts
Rodrick Johnson	19	5-13	0-3	3-6	6	0	2	0	0	4	13
Stewart Kussler	36	4-9	0-1	0-0	5	1	2	0	0	4	8
Makro Kolaric	37	9-13	0-1	1-1	14	2	2	2	0	3	19
Hayden Heiber	29	1-6	0-0	6-7	6	2	3	0	2	0	8
Bussey Ellis	28	0-3	0-2	0-1	0	2	7	0	1	4	0
Patrick Collier	7	0-1	0-0	0-0	3	0	0	0	0	0	0
LaMarr Hunt	27	3-10	2-6	0-0	5	1	2	0	0	3	8
Mike Green	8	0-1	0-1	0-0	1	0	0	0	0	3	0
Dan Wendt	9	2-4	1-3	2-2	1	0	1	0	0	0	7
Team					2						
Totals	24-60	3-17	12-17	43	8	19	2	3	21	63	

MARQUETTE	min	fg-a	3fg-a	ft-a	reb	ast	to	bk	st	pf	pts
Dwight Burke	12	2-3	0-0	0-0	4	0	1	0	0	3	4
Lazar Hayward	33	6-11	0-1	3-4	8	1	1	1	1	2	15
Dominic James	28	4-12	0-4	3-4	0	2	0	0	3	1	11
Jerel McNeal	27	10-14	0-2	2-4	3	0	2	0	2	3	22
Wesley Matthews	31	1-6	0-1	4-6	3	0	3	0	1	4	6
Maurice Acker	8	0-2	0-2	0-0	1	1	1	0	0	1	0
Dan Fitzgerald	15	0-0	0-0	0-0	1	0	1	0	0	3	0
David Cubillan	24	3-8	2-6	3-3	2	1	0	0	3	0	11
Lawrence Blackledge	2	0-0	0-0	0-0	0	0	0	0	0	0	0
Ousmane Barro	20	1-2	0-0	3-4	9	0	1	2	4	2	5
Team					2						
Totals	27-58	2-16	18-25	32	6	11	3	14	19	74	

Halftime: MU 39-30. **Dead Ball Rebounds:** MU 3-1. **Technical:** None. **Officials:** Bernard Clinton, Kevin Brill, Doug Sirmones. **Attendance:** 2,500.

Oklahoma St. 61, Marquette 91

Nov. 20, 2007 Maui, Hawaii

OKLAHOMA ST.	min	fg-a	3fg-a	ft-a	reb	ast	to	bk	st	pf	pts
Marcus Dove	18	1-3	0-1	0-0	3	0	4	1	2	4	2
Ibrahima Thomas	15	0-5	0-1	0-1	3	0	1	1	0	1	0
Terrel Harris	38	7-13	0-4	3-3	1	1	1	0	3	4	17
Obi Muonelo	27	2-7	0-4	0-0	2	1	3	1	0	1	4
James Anderson	31	4-10	2-4	4-5	3	1	4	2	1	2	14
Byron Eaton	11	0-3	0-1	2-2	0	2	1	0	1	3	2
Anthony Brown	11	5-6	0-1	1-4	3	0	0	0	0	1	11
Tyler Hatch	21	2-4	1-3	0-0	7	1	2	0	1	2	5
Martavius Adams	11	0-1	0-0	0-0	1	0	2	0	0	3	0
Nick Sidorakis	4	0-1	0-0	1-2	1	1	0	0	0	0	1
Brad Garrett	9	2-6	1-4	0-1	3	0	0	0	0	0	5
Marshall Moses	4	0-0	0-0	0-0	1	0	0	0	0	0	0
Team					0						
Totals	23-59	4-23	11-18	28	7	19	5	8	21	61	

MARQUETTE	min	fg-a	3fg-a	ft-a	reb	ast	to	bk	st	pf	pts
Dwight Burke	18	0-1	0-0	1-2	1	0	3	1	3	3	1
Lazar Hayward	30	2-8	0-1	3-3	4	1	4	2	4	2	7
Dominic James	27	5-11	4-6	4-4	1	5	4	1	2	1	18
Jerel McNeal	24	7-14	1-2	5-8	5	3	0	0	1	3	20
Wesley Matthews	25	4-6	0-0	5-5	4	0	3	0	1	4	13
Maurice Acker	16	3-6	1-2	0-0	2	2	2	0	0	3	7
Patrick Hazel	4	0-0	0-0	0-0	3	0	0	0	0	0	0
Dan Fitzgerald	10	3-4	3-4	1-2	3	0	0	0	1	2	10
David Cubillan	23	4-5	2-2	0-0	2	1	2	0	0	0	10
Lawrence Blackledge	4	0-0	0-0	1	0	0	1	0	0	0	0
Ousmane Barro	18	2-2	0-0	1-2	10	2	1	1	0	5	5
Tommy Brice	1	0-0	0-0	0-0	0	0	0	0	0	0	0
Team					7						
Totals	30-57	11-17	20-26	43	14	19	6	12	23	91	

Halftime: MU 46-28. **Dead Ball Rebounds:** MU 3-2. **Technical:** None. **Officials:** Bob Donato, Larry Spaulding, Doug Sirmones. **Attendance:** 2,500.

Duke 77, Marquette 73

Nov. 21, 2007 Maui, Hawaii

DUKE	min	fg-a	3fg-a	ft-a	reb	ast	to	bk	st	pf	pts
Kyle Singler	37	7-11	3-5	8-8	7	1	3	0	0	2	25
Lance Thomas	30	4-8	0-0	2-4	5	0	0	1	0	1	10
Greg Paulus	30	3-6	3-6	0-1	2	3	3	0	0	3	9
Gerald Henderson	23	2-7	0-0	3-4	5	0	2	1	0	4	7
DeMarcus Nelson	35	6-11	0-1	4-8	7	4	3	0	1	4	16
Nolan Smith	14	1-3	0-1	2-2	1	1	1	0	0	0	4
Taylor King	1	0-0	0-0	0-0	0	0	0	0	0	1	0
Jon Schyer	24	1-4	0-2	0-0	4	2	2	0	0	2	2
Brian Zoubek	6	2-2	0-0	0-0	3	1	0	0	0	0	4
Team					3						
Totals	26-52	6-15	19-27	37	12	14	2	2	16	77	

MARQUETTE	min	fg-a	3fg-a	ft-a	reb	ast	to	bk	st	pf	pts
Dwight Burke	11	1-3	0-0	0-1	2	0	0	0	0	2	2
Lazar Hayward	20	5-7	1-1	3-4	3	0	2	0	0	4	14
Dominic James	27	4-16	0-3	4-6	6	3	2	0	1	4	12
Jerel McNeal	30	4-7	0-2	3-4	3	4	3	0	1	4	11
Wesley Matthews	34	4-9	1-2	3-3	3	2	2	1	2	3	12
Maurice Acker	14	2-3	1-1	0-0	1	3	2	0	2	1	5
Dan Fitzgerald	15	2-2	2-2	0-0	0	0	0	0	0	4	6
David Cubillan	21	2-4	2-4	0-0	1	2	0	0	1	2	6
Ousmane Barro	28	2-6	0-0	1-2	5	1	0	2	0	3	5
Team					5						
Totals	26-57	7-15	14-20	29	15	11	3	7	27	73	

Halftime: Duke 43-36. **Dead Ball Rebounds:** Duke 3-2. **Technical:** None. **Officials:** Scott Thornley, Ed Hightower, Terry Wymer. **Attendance:** 2,500.

Marquette Men's Basketball Game Notes

Page 13



UW-Milwaukee 65
No. 13/14 Marquette 100

MILWAUKEE (AP) - Dominic James scored 22 points and backcourt mate Jerel McNeal added 16 to power No. 13 Marquette to a 100-65 rout of UW-Milwaukee.

Lazar Hayward scored 19 points and David Cubillan 12 for the Golden Eagles.

James and McNeal scored the first two baskets of the second half to boost Marquette's lead to 54-33.

Ricky Franklin scored 14 points and Deion James 10 for the Panthers (3-4), who played a ranked team for the first time this season. They've lost three straight and four of five.

UW-Milwaukee hung close early and managed to tie it at 13 with 12:35 left in the first half. But the Golden Eagles went into halftime on a 15-3 run to lead 50-33.

Marquette won the game in the first half with superior shooting. The Golden Eagles made 18-of-34 shots from the field (52.9 percent) and were devastating from long range, hitting 8-of-17 from beyond the arc.

The two teams had not played each other since Dec. 8, 1998, when the Golden Eagles won 77-56 and UW-Milwaukee coach Rob Jeter was an assistant under then-Marquette coach Mike Deane.

No. rv/23 Wisconsin 76
No. 11/15 Marquette 81

MADISON, Wis. (AP) -- Dominic James scored 20 points and No. 11 Marquette ended Wisconsin's 28-home game winning streak with an 81-76 victory on Saturday.

With the win, Marquette (6-1) put a halt to Wisconsin's recent dominance in the state's biggest basketball rivalry and ended the Badgers' home streak that was the third-longest in Division I.

Jerel McNeal added 14 points and Dwight Burke added 12 points and nine rebounds as the undersized Golden Eagles held their own against one of the nation's best rebounding teams.

Brian Butch scored 17 points and Trevon Hughes added 16 for the Badgers, who are 97-6 at the Kohl Center under coach Bo Ryan.

Despite a profound size advantage over the Golden Eagles, no Badger had more than five rebounds. Marquette outrebounded Wisconsin 41-34, including 21-16 on the offensive end.

Wisconsin's Jason Bohannon hit a 3-pointer to cut the lead to three, but Marquette's Lazar Hayward answered with an inside basket. The teams traded free throws, and Marquette held off the Badgers over the final 1:27.

Sacramento State 51
No. 10/13 Marquette 82

MILWAUKEE (AP) -- Jerel McNeal had 13 points and Lazar Hayward added 12 points and seven rebounds to lead No. 10 Marquette to an 82-51 victory over Sacramento State on Saturday.

Marquette (7-1) opened with a 14-0 run against the Hornets, the first opponent in a five-game home stretch that includes four guaranteed games before the Golden Eagles open Big East play against Providence.

Sacramento State (2-8) lost its 13th straight road game because it had no answer for Marquette's balanced scoring, which included 12 points each from Wesley Matthews and Ousmane Barro, and 10 points from Maurice Acker.

On one play, Matthews snagged an offensive rebound and rifled a pass to Dwight Burke for an easy dunk. A few moments later, Dominic James found Matthews streaking to the basket on a fast break for a reverse layup.

Sacramento State got its first basket just over five minutes in when freshman Vinnie McGhee, the only healthy point guard for the Hornets, hit a 3. McGhee led the Hornets with 15 points, but also had seven turnovers.

Milwaukee 65, Marquette 100												
Nov. 30, 2007 Milwaukee, Wis.												
UWM	min	fg-a	3fg-a	ft-a	reb	ast	to	bk	st	pf	pts	
Paige Paulsen	29	2-7	0-2	0-0	2	0	1	0	0	1	4	
Torre Johnson	16	3-4	0-0	1-2	2	2	3	0	1	5	7	
Deonte Roberts	26	2-4	0-0	4-5	5	1	3	0	0	3	8	
Ricky Franklin	26	4-11	2-6	4-4	6	4	1	0	0	4	14	
Allan Hanson	18	0-3	0-2	0-0	1	1	2	0	1	3	0	
Charlie Swiggert	7	0-2	0-0	0-1	1	0	0	0	0	0	0	
Deion James	22	4-5	2-3	0-1	4	0	1	0	1	1	10	
Roman Gentry	13	2-4	0-1	0-0	1	1	0	0	0	0	4	
Kevin Johnson	6	0-2	0-1	0-2	0	1	1	0	0	0	0	
Kaylan Anderson	4	0-1	0-0	3-4	0	0	1	0	0	0	3	
Anthony Hill	4	0-5	0-1	1-2	2	0	0	0	0	0	1	
Marcus Skinner	9	2-2	0-0	1-2	4	0	0	0	0	1	5	
Tim Flowers	14	2-4	0-0	3-6	2	0	1	0	0	3	7	
Jason Avercamp	6	1-2	0-1	0-0	0	0	0	0	0	0	2	
Team					3							
Totals	22-56	4-17	17-29	33	10	14	0	3	21	65		
MARQUETTE	min	fg-a	3fg-a	ft-a	reb	ast	to	bk	st	pf	pts	
Dwight Burke	18	3-3	0-0	1-4	3	1	1	1	0	1	7	
Lazar Hayward	29	8-13	2-3	1-2	11	1	0	1	1	3	19	
Dominic James	29	10-15	2-5	0-0	4	5	2	0	4	1	22	
Jerel McNeal	33	6-12	2-4	2-3	5	10	2	0	3	3	16	
Wesley Matthews	22	3-10	1-4	2-4	4	1	0	1	0	3	9	
Scott Christopherson	7	1-2	0-1	0-0	3	0	0	0	0	3	2	
Maurice Acker	13	1-6	0-3	3-4	1	2	1	0	1	5		
Patrick Hazel	9	1-1	0-0	0-0	2	0	0	1	0	1	2	
David Cubillan	26	5-9	2-6	0-0	4	6	1	0	0	1	12	
Lawrence Blackledge	3	0-0	0-0	0-0	0	0	0	0	0	0	0	
Ousmane Barro	10	2-3	0-0	2-2	2	0	0	2	0	3	6	
Tommy Brice	1	0-0	0-0	0-0	0	0	0	0	0	0	0	
Team					3							
Totals	40-74	9-26	11-19	42	26	7	6	8	21	100		
Halftime: MU 50-33. Dead Ball Rebounds: 5-5. Technical: None. Officials: J.D. Collins, John Higgins, Todd Williams. Attendance: 18,283.												

Wisconsin 76, Marquette 81												
Dec. 8, 2007 Madison, Wis.												
WISCONSIN	min	fg-a	3fg-a	ft-a	reb	ast	to	bk	st	pf	pts	
Marcus Landry	33	3-6	0-1	1-1	5	4	3	1	1	1	7	
Brian Butch	30	7-14	1-1	2-4	5	1	2	3	0	2	17	
Trevon Hughes	32	4-15	1-6	7-13	2	4	4	0	2	5	16	
Michael Flowers	24	6-7	2-3	0-0	3	1	1	0	0	5	14	
Joe Krabbenhoft	38	2-6	0-1	2-2	5	1	3	0	1	3	6	
Jason Bohannon	21	2-3	1-1	0-0	2	1	0	0	2	1	5	
Tanner Bronson	1	0-0	0-0	0-0	0	0	0	0	0	0	0	
Jon Leuer	13	2-3	2-2	3-5	5	0	2	1	0	1	9	
Greg Stiemsma	9	1-1	0-0	0-0	2	1	3	2	1	1	2	
Team					5							
Totals	27-55	7-15	15-25	34	13	18	7	7	19	76		
MARQUETTE	min	fg-a	3fg-a	ft-a	reb	ast	to	bk	st	pf	pts	
Dwight Burke	17	4-5	0-0	4-5	9	0	1	2	0	1	12	
Lazar Hayward	22	4-7	0-1	3-4	6	0	0	0	1	4	11	
Dominic James	34	7-15	1-4	5-8	5	6	3	0	2	3	20	
Jerel McNeal	34	7-17	0-2	0-0	5	3	3	0	5	4	14	
Wesley Matthews	33	2-6	0-1	2-2	5	0	4	1	1	2	6	
Scott Christopherson	3	0-0	0-0	0-0	1	0	0	0	0	2	0	
Maurice Acker	12	2-3	2-2	0-0	0	2	1	0	2	1	6	
David Cubillan	20	1-5	1-4	0-0	1	2	0	0	0	1	3	
Lawrence Blackledge	4	0-1	0-0	0-0	1	0	0	1	0	1	0	
Ousmane Barro	21	3-5	0-0	3-5	4	0	3	2	0	4	9	
Team					4							
Totals	30-64	4-14	17-24	41	13	16	6	11	23	81		
Halftime: MU 43-41. Dead Ball Rebounds: 2-2. Technical: James (MU), Hughes (UW). Officials: Jim Burr, Pat Driscoll, Mike Roberts. Attendance: 17,190.												

Sacramento St. 51, Marquette 82												
Dec. 15, 2007 Milwaukee, Wis.												
SACRAMENTO ST.	min	fg-a	3fg-a	ft-a	reb	ast	to	bk	st	pf	pts	
Randy Adams	23	2-3	0-0	1-1	5	1	2	0	1	3	5	
Justin Williams	30	5-8	0-0	0-0	9	4	4	0	0	4	10	
Vinnie McGhee	31	5-17	1-5	4-4	0	2	7	0	3	2	15	
Clark Woods	19	1-4	0-2	0-0	0	0	0	1	1	3	2	
Loren Leath	19	1-8	0-1	0-0	4	3	5	0	0	3	2	
Darnell Ferguson	14	0-2	0-0	0-0	3	0	0	1	0	1	0	
Donald Thomas	20	1-2	0-0	0-0	2	0	1	0	1	2	2	
Wandji Aboubakar	6	0-0	0-0	0-1	0	0	0	0	0	3	0	
Spenser Schulte	6	0-0	0-0	0-1	0	0	0	0	0	0	0	
Jason Davis	16	2-4	0-0	2-6	7	2	0	0	1	5	6	
Justin Eller	16	4-5	0-0	1-4	1	0	2	0	1	3	9	
Team					2							
Totals	21-53	1-8	8-17	33	12	23	2	8	29	51		
MARQUETTE	min	fg-a	3fg-a	ft-a	reb	ast	to	bk	st	pf	pts	
Dwight Burke	15	2-2	0-0	1-4	5	0	1	1	3	3	5	
Lazar Hayward	26	5-7	1-2	1-2	7	1	2	0	1	0	12	
Dominic James	27	3-11	1-4	1-2	2	4	3	0	1	2	8	
Jerel McNeal	30	3-6	1-3	6-8	4	4	5	0	2	3	13	
Wesley Matthews	31	5-9	0-1	2-4	3	4	2	0	0	0	12	
Scott Christopherson	7	1-3	1-3	0-0	1	0	0	0	0	1	3	
Maurice Acker	17	3-6	1-2	3-6	0	2	0	0	1	2	10	
Patrick Hazel	3	0-0	0-0	0-0	1	0	0	0	0	0	0	
David Cubillan	23	1-4	0-2	3-5	2	3	1	1	2	1	5	
Lawrence Blackledge	5	0-0	0-0	0-0	1	0	1	1	0	1	0	
Ousmane Barro	14	5-6	0-0	2-3	6	0	0	2	1	2	12	
Tommy Brice	1	0-0	0-0	1-2	0	0	0	0	0	0	0	
Robert Frozema	1	0-0	0-0	1-2	0	0	0	0	0	0	1	
Team					3							
Totals	28-54	5-17	21-38	35	18	15	5	11	16	82		
Halftime: MU 82-51. Dead Ball Rebounds: MU 8-4. Technical: MU - Bench. Officials: Reggie Greenwood, Jeff Clark, John Gaffney. Attendance: 13,673.												

Marquette Men's Basketball Game Notes

Page 14



IPFW 56

No. 10/13 Marquette 80

MILWAUKEE (AP) -- Dominic James had 17 points and six assists and Wesley Matthews added 15 points as No. 10/13 Marquette used its speedy, athletic guards to overwhelm IPFW 80-56 on Monday night.

Marquette, in the midst of five straight home games that leads into Big East play, was playing its second game in three nights after playing just two games the previous two weeks due to final exams.

Trailing by 11 points at halftime, IPFW, which got 13 points from Jaraun Burrows to match his season average, started with a quick 8-2 run, but came unraveled nearly as fast as Marquette answered with a 14-2 spurt to put the game out of reach.

During the run, James forced point guard Ben Botts into a panicked turnover, and then fed Lazar Hayward with a behind-the-back bounce pass for a one-handed dunk.

The Mastodons then turned the ball over trying to force the tempo and McNeal's layup made it 39-26. Marquette's athleticism took over from there, including when James hit a 3, was fouled and converted the free throw to push the lead to 64-40 with 8:46 remaining.

Coppin State 42

No. 10/13 Marquette 89

MILWAUKEE (AP) -- Dominic James and Jerel McNeal scored 18 points each and No. 10/13 Marquette beat Coppin State 89-42 on Friday night.

Marquette (9-1) held Coppin State scoreless for more than seven minutes during a dominant 22-0 run that put the game out of reach midway through the second half, playing suffocating defense against a team that had been held under 40 points in its previous two games.

James and the Marquette backcourt shut down Tywain McKee, Coppin State's leading scorer at 17.1 points per game. McKee didn't take a shot from the field in 13 first-half minutes and finished the game with two points, both on free throws.

Lazar Hayward added 17 for the Golden Eagles, who have won five straight.

It was the seventh straight loss for Coppin State (3-9), which faced a brutal turnaround after Friday night's game. The Eagles headed to Bloomington, Ind. for a noon game against the No. 13-ranked Hoosiers on Saturday.

Brian Chesnut scored 13 to lead Coppin State, which remained winless on the road.

Savannah State 37

No. 12/13 Marquette 77

MILWAUKEE (AP) - No. 12 Marquette dominated in a 77-37 victory over Savannah State on Saturday, and the Golden Eagles are ready to turn their attention to the Big East. Providence visits on Thursday.

Against the Tigers, Lazar Hayward had 12 points, eight rebounds, two blocks and two steals in 19 minutes for Marquette (10-1). Dominic James also had 12 points.

It was Marquette's sixth straight win since a four-point loss to Duke on Nov. 21. The Golden Eagles made half of their 3-pointers (8-16) and held Savannah State to 25.5 percent shooting (14-55).

The Golden Eagles have won their last four games by an average of 35.5 points.

Dan Fitzgerald, who missed the last five games with a left wrist injury, added 11 points and had four of Marquette's 17 steals.

After Savannah State's Patrick Hardy opened the game with a 3-pointer, Marquette scored the next 13 points.

Reserve Curtis Brown scored nine points for Savannah State (7-11), which trailed 46-19 at halftime.

IPFW 56, Marquette 80
Dec. 17, 2007
Milwaukee, Wis.

IPFW	min	fg-a	3fg-a	ft-a	reb	ast	to	bk	st	pf	pts
DeWitt Scott	10	1-3	1-2	0-0	1	0	0	0	1	3	3
Jaraun Burrows	27	5-9	0-0	3-3	2	2	2	1	1	5	13
Jakari Johnson	25	1-6	1-4	1-3	4	1	0	0	0	1	4
Ben Botts	32	2-6	0-1	0-0	3	0	1	0	1	0	4
Demetrius Johnson	30	5-11	0-1	2-4	7	4	5	1	2	3	12
Zach Plackemier	14	3-6	1-3	0-0	1	2	1	0	0	1	7
Pat Lepper	2	0-0	0-0	0-0	0	0	0	0	0	0	0
Chris Perkins	17	3-9	0-1	0-0	4	2	1	0	0	1	6
David Carson	25	2-13	0-1	1-3	7	0	2	0	0	5	5
Armend Ademi	3	1-2	0-0	0-0	1	0	0	0	0	1	2
Zeljko Egeric	15	0-2	0-1	0-0	2	1	0	1	0	1	0
Team					4						
Totals	23-67	3-14	7-13	36	12	13	3	5	21	56	

MARQUETTE	min	fg-a	3fg-a	ft-a	reb	ast	to	bk	st	pf	pts
Dwight Burke	12	1-1	0-0	0-0	2	0	1	0	0	4	2
Lazar Hayward	27	5-8	0-1	4-6	8	2	1	1	0	2	14
Dominic James	29	7-13	2-2	1-4	3	6	4	0	2	1	17
Jerel McNeal	27	3-7	0-2	1-5	7	2	3	0	2	2	7
Wesley Matthews	26	5-14	0-0	5-7	9	1	0	1	0	4	15
Scott Christopherson	7	0-1	0-1	0-0	2	0	0	0	0	0	0
Maurice Acker	21	3-7	1-3	0-0	4	2	2	0	3	3	7
Patrick Hazel	3	1-1	0-0	1-1	1	0	0	0	0	0	3
David Cubillan	18	4-9	3-8	0-0	3	1	3	0	0	1	11
Lawrence Blackledge	10	0-0	0-0	0-0	4	2	0	1	0	2	0
Ousmane Barro	18	2-3	0-0	0-0	2	0	0	0	0	1	4
Tommy Brice	1	0-0	0-0	0-0	0	0	0	0	0	0	0
Robert Frozana	1	0-0	0-0	0-0	0	0	0	0	0	0	0
Team					5						
Totals	31-64	6-17	12-23	50	16	14	3	7	20	80	

Halftime: MU 29-18. **Dead Ball Rebounds:** MU 6-1. **Technical:** IPFW (team). **Officials:** Joe Lindsay, Ray Perone, Glenn Mayborg. **Attendance:** 13,133.

Coppin St. 42, Marquette 89
Dec. 21, 2007
Milwaukee, Wis.

COPPIN ST.	min	fg-a	3fg-a	ft-a	reb	ast	to	bk	st	pf	pts
A'Daeron Duncan	18	2-6	1-2	2-2	2	0	1	0	0	1	7
Eddie Hayden	7	0-0	0-0	0-0	1	0	0	1	0	0	0
Robert Pressey	21	1-5	0-0	0-0	2	0	3	0	0	1	2
Vince Goldsberry	27	1-6	0-1	0-2	2	2	4	0	1	0	2
Tywain McKee	22	0-0	0-0	2-2	3	2	5	0	2	2	2
Ernest Hargett	2	0-1	0-1	0-0	0	0	0	0	0	0	0
Chuka Hoegbu	10	0-2	0-0	0-0	1	1	3	0	0	0	0
Mike Miller	14	3-7	1-3	0-1	2	0	1	0	0	3	7
Julian Conyers	20	2-10	1-4	0-0	1	1	1	0	0	2	5
Antwan Harrison	12	0-4	0-0	0-0	1	1	0	0	0	4	0
Brian Chesnut	31	4-8	0-0	5-7	6	2	2	1	0	3	13
Ceslovas Kucinskas	16	2-4	0-1	0-0	1	0	0	0	1	2	4
Team					5						
Totals	15-53	3-12	9-14	27	9	20	2	5	18	42	

MARQUETTE	min	fg-a	3fg-a	ft-a	reb	ast	to	bk	st	pf	pts
Lawrence Blackledge	18	2-3	0-0	0-0	5	0	1	2	0	1	4
Lazar Hayward	30	7-10	1-2	2-2	5	0	0	1	1	3	17
Dominic James	31	6-10	3-6	3-4	4	8	4	0	3	0	18
Jerel McNeal	26	4-5	3-4	7-8	6	6	3	0	3	3	18
Wesley Matthews	29	4-9	0-2	5-5	3	4	1	1	2	2	13
Scott Christopherson	14	1-4	1-3	0-0	2	0	1	0	1	1	3
Maurice Acker	18	3-5	1-3	0-0	1	4	1	0	1	2	7
Patrick Hazel	7	0-0	0-0	0-0	2	0	2	0	1	0	0
Dwight Burke	8	0-1	0-0	2-2	2	0	0	1	0	0	2
Ousmane Barro	15	1-3	0-0	3-4	6	0	1	1	0	1	5
Tommy Brice	2	0-0	0-0	2-2	0	0	1	0	0	1	2
Robert Frozana	2	0-0	0-0	0-0	0	0	0	0	0	1	0
Team					1						
Totals	28-50	9-20	24-27	37	22	13	8	12	15	89	

Halftime: MU 43-24. **Dead Ball Rebounds:** MU 3-1. **Technical:** None. **Officials:** J.D. Collins, Bernard Clinton, William Bush. **Attendance:** 13,610.

Savannah St. 37, Marquette 77
Dec. 29, 2007
Milwaukee, Wis.

SAVANNAH ST.	min	fg-a	3fg-a	ft-a	reb	ast	to	bk	st	pf	pts
Lazarus Coleman	18	2-5	0-0	0-0	5	1	0	0	1	4	4
Chris Linton	25	3-7	0-1	0-0	3	0	2	0	2	1	6
Joseph Flegler	18	0-4	0-1	0-0	0	1	2	0	0	1	0
Patrick Hardy	19	1-3	1-3	0-0	2	1	0	0	2	1	3
Anthony Jones	27	1-9	0-1	3-4	2	1	4	0	2	1	5
Alvin Edwards	7	0-0	0-0	0-0	1	0	2	0	0	0	0
Joel Davilla	12	0-6	0-1	0-0	1	0	2	0	0	0	0
Rod Mitchell	17	1-4	0-0	3-5	5	1	2	0	1	0	5
Raye Bailey	15	0-2	0-0	0-0	0	1	3	0	0	3	0
Jovonni Shuler	12	1-3	0-1	1-2	2	0	0	0	2	0	3
Curtis Brown	15	4-10	1-3	0-0	3	0	3	1	3	4	9
Cedric Kalombo	15	1-2	0-0	0-0	3	1	3	2	0	5	2
Team					1						
Totals	14-55	2-11	7-11	28	7	23	3	13	20	37	

MARQUETTE	min	fg-a	3fg-a	ft-a	reb	ast	to	bk	st	pf	pts
Lazar Hayward	19	4-10	0-0	4-4	8	0	3	2	2	1	12
Ousmane Barro	16	1-3	0-0	0-0	5	0	2	0	1	2	2
Dominic James	28	4-12	1-3	3-5	3	3	2	0	1	1	12
Jerel McNeal	24	3-7	0-2	3-3	5	2	3	0	3	3	9
Wesley Matthews	28	3-5	0-0	1-6	5	2	4	0	3	2	7
Scott Christopherson	10	2-3	2-3	0-0	0	0	0	0	1	1	6
Maurice Acker	12	2-4	1-1	0-0	0	1	2	0	2	0	5
Patrick Hazel	6	0-0	0-0	0-1	1	0	0	0	0	1	0
Dan Fitzgerald	16	3-5	2-2	4-4	1	1	0	4	1	1	11
David Cubillan	14	2-4	1-2	0-0	1	2	1	0	0	0	5
Dwight Burke	12	1-2	0-0	0-0	5	0	1	0	0	3	2
Lawrence Blackledge	13	0-0	0-0	0-0	0	0	0	0	0	1	2
Tommy Brice	1	0-0	0-0	2-2	0	0	0	0	0	0	2
Robert Frozana	1	0-0	0-0	2-2	1	0	0	0	0	0	2
Team					3						
Totals	26-57	8-16	17-25	46	12	21	3	17	16	77	

Halftime: MU 46-19. **Dead Ball Rebounds:** 4-2. **Technical:** None. **Officials:** William Bush, Brian O'Connell, Chris Beaver. **Attendance:** 15,060.

Marquette Men's Basketball Game Notes

Page 15



Providence 67

No. 10/11 Marquette 96

MILWAUKEE (AP) -- Dominic James scored 21 points and Lazar Hayward added 17 as No. 10 Marquette took advantage of shorthanded Providence in a 96-67 victory on Thursday night in the Big East opener for both teams.

Marquette (11-1) won its seventh straight game because the Golden Eagles were too fast and too deep for Providence and suffocated the Friars' few offensive weapons.

James did, and got some unexpected help from Ousmane Barro, who had a season-high 14 points to go with nine rebounds, both well above his averages. James' backcourtmates, Wesley Matthews and Jerel McNeal, also had strong performances, with Matthews scoring a season-high 16 points and McNeal adding nine assists.

Brian McKenzie had 21 points on 4-of-7 shooting from 3-point range for Providence (9-4), which had a four-game winning streak snapped.

The Friars committed 17 turnovers, 12 in the first half, and Marquette opened the second half on a 22-5 run as the Friars' frustration began to bubble.

West Virginia 79

No. 10/11 Marquette 64

MORGANTOWN, W.Va. (AP) -- Alex Rouff hit five 3-pointers and scored 19 points to lead the Mountaineers to a 79-64 win over No. 10 Marquette, giving Huggins his 601st career victory in his first season since returning to his alma mater.

Joe Alexander added 19 points, Da'Sean Butler had 13 and Darris Nichols 12 for West Virginia, which cruised to a 10-1 start before dropping a pair of games to Oklahoma and at Notre Dame. The losses seemed to give credence to Huggins' claim that the hot start was merely "fool's gold."

The Mountaineers, employing a seldom-used 1-3-1 zone defense most of the game, surprised Marquette and coach Tom Crean, who appeared to be expecting Huggins' trademark, physical man-to-man defense.

Lazar Hayward and Wesley Matthews scored 13 each to lead Marquette (11-2, 1-1), which had won seven straight since a four-point loss to No. 9 Duke in late November. But the Golden Eagles' sensation backcourt of Jerel McNeal and Dominic James was held to a combined 20 points on just 8-of-20 shooting, and 2-of-8 from beyond the arc.

Seton Hall 56

No. 15/16 Marquette 61

MILWAUKEE (AP) - Dan Fitzgerald made Seton Hall's decision not to foul costly.

Fitzgerald went 4-of-9 from beyond the arc, including a key 3-pointer in the closing seconds, and Jerel McNeal scored 14 points as Marquette (12-2, 2-1 Big East) won its 11th straight home game.

After finally taking a lead with 5:58 left following James' injury, Marquette, which shot a season-low 33 percent from the field, then had to hold on, going 6-of-9 from the free throw line down the stretch.

Harvey, leading the Big East in scoring at 19.6 points a game, hit a bobbled floater in the lane, then made two free throws to make it 56-54 with 1:01 to play.

But teammate Brian Laing, who had 13 points, fouled out on the ensuing possession and James hit two free throws to make it 58-54.

Larry Davis' turnaround jumper made it 58-56 with 40 seconds to go. On the next possession, the Pirates elected not to foul and Wesley Matthews drove and bobbled the ball before finding Fitzgerald for the wide-open 3.

Providence 67, Marquette 96												
Jan. 3, 2008 Milwaukee, Wis.												
PROVIDENCE	min	fg-a	3fg-a	ft-a	reb	ast	to	bk	st	pf	pts	
Geoff McDermott	36	2-3	0-0	3-4	4	5	2	0	0	3	7	
Randall Hanke	10	1-1	0-0	0-0	0	0	1	1	0	0	2	
Jeff Xavier	31	5-13	1-6	0-2	4	1	2	0	6	5	11	
Weynmi Efejuoku	29	3-10	0-4	3-4	1	2	5	0	0	4	9	
Brian McKenzie	29	6-10	4-7	5-6	6	3	4	1	2	4	21	
Alex Kellogg	7	0-1	0-0	0-0	0	0	0	0	0	0	0	
Marshon Brooks	12	1-4	1-2	4-4	1	0	0	0	1	1	7	
Jamine Peterson	23	4-8	0-0	2-5	5	0	3	0	1	2	10	
Charles Burch	7	0-0	0-0	0-0	0	0	0	0	0	0	0	
Jonathan Kale	16	0-1	0-0	0-2	1	1	0	0	0	2	0	
Team											1	
Totals	22-51	6-19	17-27	23	12	17	2	10	21	67		
MARQUETTE	min	fg-a	3fg-a	ft-a	reb	ast	to	bk	st	pf	pts	
Dwight Burke	13	1-2	0-0	0-0	2	0	0	1	0	4	2	
Lazar Hayward	26	5-10	3-4	4-4	6	1	4	0	2	3	17	
Dominic James	28	6-11	4-6	5-6	3	6	0	0	1	2	21	
Jerel McNeal	28	2-5	0-2	0-0	2	9	3	0	3	4	4	
Wesley Matthews	24	4-7	0-2	8-8	5	2	2	0	1	2	16	
Scott Christopherson	3	0-0	0-0	0-0	0	1	0	0	0	0	0	
Maurice Acker	11	3-4	2-2	0-0	2	0	2	0	1	4	8	
Patrick Hazel	2	1-1	0-0	0-0	0	0	1	0	0	1	2	
Dan Fitzgerald	13	1-4	1-4	0-0	1	0	0	0	1	3	3	
David Cubillan	22	1-4	0-3	0-0	1	1	0	0	2	1	2	
Lawrence Blackledge	4	3-5	0-0	1-1	3	0	0	0	0	2	7	
Ousmane Barro	22	5-7	0-0	4-6	9	1	2	3	0	1	14	
Tommy Brice	2	0-0	0-0	0-0	0	0	0	0	0	0	0	
Robert Frozena	2	0-0	0-0	0-0	0	1	0	0	0	0	0	
Team											3	
Totals	32-60	10-23	22-25	37	22	14	4	11	27	96		
Halftime: MU 41-32. Dead Ball Rebounds: PC 6-2. Technical: McDermott (PC), McNeal (MU). Officials: Jim Burr, Bernard Clinton, Curtis Shaw. Attendance: 17,041.												

West Virginia 79, Marquette 64												
Jan. 6, 2008 Morgantown, W.V.												
WEST VIRGINIA	min	fg-a	3fg-a	ft-a	reb	ast	to	bk	st	pf	pts	
Da'Sean Butler	21	5-8	3-3	0-1	5	0	2	0	0	4	13	
Joe Alexander	35	7-15	0-3	5-5	4	5	3	3	0	3	19	
Jamie Smalligan	13	0-2	0-2	0-0	0	0	0	0	0	1	0	
Darris Nichols	37	2-6	1-2	7-8	3	5	1	0	0	1	12	
Alex Ruoff	37	5-9	5-7	4-4	3	4	2	1	2	0	19	
Joe Mazzulla	19	2-2	0-0	4-7	6	1	1	0	1	3	8	
Ted Talkington	1	0-0	0-0	0-0	0	0	0	0	0	0	0	
Wellington Smith	21	1-1	0-0	0-1	6	0	2	0	0	3	2	
John Flowers	17	2-7	0-1	2-3	3	1	0	1	0	1	6	
Team											8	
Totals	24-50	9-18	22-29	38	16	12	5	3	16	79		
MARQUETTE	min	fg-a	3fg-a	ft-a	reb	ast	to	bk	st	pf	pts	
Dwight Burke	14	1-1	0-0	1-1	3	1	0	0	0	3	3	
Lazar Hayward	17	3-8	3-6	4-4	4	0	2	0	2	5	13	
Dominic James	35	4-12	2-6	0-0	0	5	0	0	1	3	10	
Jerel McNeal	30	4-8	0-2	2-2	3	3	3	0	2	5	10	
Wesley Matthews	28	4-8	2-5	3-4	2	0	4	0	0	3	13	
Scott Christopherson	1	0-0	0-0	0-0	0	0	0	0	0	1	0	
David Cubillan	20	2-6	1-4	0-0	2	2	2	0	0	4	5	
Maurice Acker	12	0-2	0-2	2-2	0	2	1	0	0	2	2	
Lawrence Blackledge	5	0-1	0-0	0-0	0	0	0	0	1	0	0	
Ousmane Barro	22	3-4	0-0	0-2	7	0	1	1	0	1	6	
Dan Fitzgerald	16	1-3	0-0	0-0	1	0	0	0	0	2	2	
Team											4	
Totals	22-53	8-25	12-15	26	13	14	2	5	29	64		
Halftime: WVU 29-28. Dead Ball Rebounds: WVU 2-1. Technical: None. Officials: John Cahill, Reggie Greenwood, Les Jones. Attendance: 11,429.												

Seton Hall 56, Marquette 61												
Jan. 8, 2008 Milwaukee, Wis.												
SETON HALL	min	fg-a	3fg-a	ft-a	reb	ast	to	bk	st	pf	pts	
Brian Laing	39	5-14	0-1	3-3	8	1	3	0	2	5	13	
John Garcia	26	2-2	0-0	1-4	8	0	3	1	4	3	5	
Jamar Nutter	21	3-8	3-8	0-0	2	0	2	0	2	5	9	
Eugene Harvey	39	6-15	0-2	6-8	4	3	1	0	1	1	18	
Jeremy Hazell	29	1-5	0-4	0-0	2	1	4	0	0	2	2	
Mike Davis	18	0-3	0-0	0-0	7	1	0	3	0	3	0	
Augustine Okosun	1	0-0	0-0	0-0	0	0	0	0	0	0	0	
Larry Davis	28	4-11	0-3	1-3	5	0	0	0	2	0	9	
Team											7	
Totals	21-58	3-18	11-18	43	6	14	4	11	19	56		
MARQUETTE	min	fg-a	3fg-a	ft-a	reb	ast	to	bk	st	pf	pts	
Dwight Burke	16	0-0	0-0	1-3	4	0	0	1	1	1	1	
Lazar Hayward	21	2-6	1-2	2-2	6	0	1	1	0	1	7	
Dominic James	29	4-12	1-5	4-6	5	3	3	1	1	2	13	
Jerel McNeal	34	6-17	1-3	1-2	7	5	6	3	2	2	14	
Wesley Matthews	21	2-7	0-2	0-0	4	2	1	1	0	1	4	
Maurice Acker	28	1-5	1-3	2-2	3	6	1	1	1	5	5	
Dan Fitzgerald	18	4-9	4-9	0-0	0	0	1	0	1	0	12	
David Cubillan	10	1-4	1-4	0-0	0	0	0	0	0	1	3	
Ousmane Barro	23	0-1	0-0	2-2	4	1	2	1	1	2	2	
Team											4	
Totals	20-61	9-28	12-17	39	17	15	9	7	17	61		
Halftime: SHU 31-24. Dead Ball Rebounds: SHU 5-2. Technical: None. Officials: Tim Higgins, Michael Stephens, Joe Lindsay. Attendance: 14,681.												

Marquette Men's Basketball Game Notes

Page 16



Notre Dame 66

No. 15/16 Marquette 92

MILWAUKEE (AP) - Marquette's strikingly easy victory over Notre Dame on Saturday was one for the 88-year-old rivalry's history books - and one the Fighting Irish would just as soon forget.

Jerel McNeal had 18 points to lead five Marquette players in double figures, and the 15th-ranked Golden Eagles handed Notre Dame its worst loss in the teams' 109-game series, 92-66.

The Marquette-Notre Dame rivalry dates to 1920, and the Irish have played the Golden Eagles more than any other opponent in their 103-year history.

Lazar Hayward added 17 points for Marquette (13-2, 3-1) and tied a career high with 11 rebounds. Dominic James added 16 points and seven assists, and Wesley Matthews scored 15 points.

Luke Harangody tied his career high with 29 points and grabbed 14 rebounds for Notre Dame, but he had little help as sharpshooter Kyle McAlarney, coming off a career-high 32 points in a victory over Connecticut, finished with eight points. Point guard Tory Jackson had six points and fouled out with 7:15 remaining.

The Irish had a season-high 24 turnovers.

Louisville 71

No. 13/13 Marquette 51

LOUISVILLE (AP) - Terrence Williams led all scorers with 20 points and Derrick Character added 11 points and five rebounds, but it was Louisville's defense that pushed the Cardinals to their eighth win in nine games.

The Cardinals held Marquette (13-3, 3-2) to 30 percent shooting by extending their zone defense to cut off passing lanes and close off the middle. When the Golden Eagles tried to shoot over the top, they failed miserably. Marquette missed all 12 of its 3-point attempts, the first time it has been held without a 3-pointer since a loss to Wisconsin on Dec. 23, 2000.

Jerel McNeal led the Golden Eagles with 16 points and Wesley Matthews had 14, but star guard Dominic James scored a season-low three points before re-aggravating a right wrist injury with just over six minutes remaining after being fouled by Padgett. He is expected to play on Sunday when the Golden Eagles travel to Connecticut.

The rivalry has been marked by thrillers over the last decade, with 14 of the last 22 meetings being decided by five points or less or in overtime.

Connecticut 89

No. 13/13 Marquette 63

STORRS (AP) -- Connecticut, coming off a 12-point home loss to Providence, rebounded with an 89-73 over No. 13 Marquette on Sunday.

Jeff Adrien and Craig Austrie both had 15 points for the Huskies, who had lost two straight and three of four.

Lazar Hayward had 14 points for the Golden Eagles, who had won two of three, and Wesley Matthews added 13. Dominic James, Marquette's leading scorer with a 14.1 average, finished with nine points on 4-for-10 shooting.

The Huskies were 33-for-39 from the free throw line while the Golden Eagles were 11-for-18.

Connecticut took a 12-4 lead as Marquette missed 10 of its first 11 shots from the field. The Huskies stretched the lead to 39-24 at halftime by holding the Golden Eagles to 27.6 percent (8-for-29), while hitting 51.7 percent (15-for-29).

The offensive struggles continued for Marquette at the start of the second half as the Golden Eagles missed seven of their first nine shots as the Huskies opened a 51-29 lead on a three-point play by Jerome Dyson with 13:49 to play.

Notre Dame 66, Marquette 92												
Jan. 12, 2008 Milwaukee, Wis.												
	min	fg-a	3fg-a	ft-a	reb	ast	to	bk	st	pf	pts	
NOTRE DAME												
Rob Kurz	25	3-8	2-6	3-4	6	1	4	0	1	2	11	
Luke Harangody	31	10-17	0-0	9-11	14	1	6	3	0	1	29	
Tory Jackson	26	3-8	0-2	0-4	3	3	2	0	3	5	6	
Kyle McAlarney	33	3-8	2-6	0-0	1	1	6	0	0	0	8	
Ryan Ayers	23	0-3	0-2	0-0	2	1	0	0	1	1	0	
Tyrone Nash	3	1-1	0-0	0-0	0	0	0	0	0	0	2	
Jonathan Peoples	20	1-4	0-0	2-2	4	2	2	0	0	2	4	
Tim Abromaitis	3	1-2	0-1	0-0	0	1	1	0	0	0	2	
Zach Hillema	22	0-3	0-0	2-4	2	2	2	1	0	3	2	
Luke Zeller	14	1-4	0-2	0-0	10	1	1	0	1	0	2	
Team					4							
Totals	23:58	4-19	16-25	46	13	24	4	6	14	66		
MARQUETTE												
Dwight Burke	14	0-4	0-0	0-0	4	2	1	0	1	4	0	
Lazar Hayward	28	6-11	2-3	3-4	11	0	3	0	4	2	17	
Dominic James	24	6-15	3-6	1-1	3	7	3	0	4	2	16	
Jerel McNeal	29	7-15	2-5	2-2	4	3	1	1	2	1	18	
Wesley Matthews	31	4-9	1-1	6-8	4	3	1	1	3	1	15	
Scott Christopherson	3	1-1	0-0	0-0	0	0	0	0	0	0	3	
Maurice Acker	14	1-4	0-2	0-0	1	5	2	0	1	3	2	
Patrick Hazel	3	0-1	0-0	0-0	0	0	0	0	0	0	0	
Dan Fitzgerald	15	0-1	0-1	0-0	2	1	0	0	1	1	0	
David Cubillan	15	4-7	3-5	0-0	2	2	1	0	1	0	11	
Lawrence Blackledge	14	3-3	0-0	0-0	1	0	0	2	0	4	6	
Ousmane Barro	10	2-2	0-0	0-0	2	0	0	0	0	5	4	
Team					2							
Totals	34:73	12-24	12-15	36	23	13	4	17	23	92		
Halftime:	MU 44-36. Dead Ball Rebounds: 2-2.											
Technical:	None. Officials: Mike Kitts, Doug Shows, Earl Walton. Attendance: 18,906.											

Louisville 71, Marquette 51												
Jan. 17, 2008 Louisville, Ky.												
	min	fg-a	3fg-a	ft-a	reb	ast	to	bk	st	pf	pts	
LOUISVILLE												
Terrence Williams	39	7-13	3-6	3-5	4	1	4	0	1	2	20	
Juan Palacios	20	1-6	0-0	1-2	6	1	1	1	0	3	3	
Derrick Character	20	3-4	0-0	5-6	5	0	0	1	0	3	11	
Edgar Sosa	28	2-5	1-3	4-4	4	3	3	0	2	2	9	
Jerry Smith	37	0-7	0-4	1-2	6	5	2	0	2	2	1	
Preston Knowles	2	1-1	0-0	0-0	0	0	0	0	0	1	2	
David Padgett	21	8-9	0-2	1-4	10	2	0	0	0	4	17	
Earl Clark	20	2-4	0-0	3-4	3	0	5	1	2	1	7	
Andre McGee	13	0-0	0-0	1-2	2	1	1	0	0	2	1	
Team					3							
Totals	24:49	4-15	19-29	43	13	16	3	7	20	71		
MARQUETTE												
Dwight Burke	12	0-0	0-0	0-0	1	0	0	0	0	5	0	
Lazar Hayward	29	2-10	0-1	2-2	6	0	4	0	2	2	6	
Dominic James	29	1-5	0-3	1-2	5	1	0	0	1	2	3	
Jerel McNeal	33	7-17	0-1	2-3	4	1	7	0	2	3	16	
Wesley Matthews	29	3-9	0-2	8-10	4	0	1	1	2	4	14	
Maurice Acker	18	2-7	0-3	2-2	1	0	1	0	2	0	6	
Dan Fitzgerald	12	0-2	0-1	2-2	2	0	0	0	0	1	2	
David Cubillan	14	0-1	0-1	0-1	0	0	0	0	0	3	0	
Lawrence Blackledge	11	2-2	0-0	0-0	2	0	0	1	0	0	4	
Ousmane Barro	13	0-3	0-0	0-0	3	0	0	1	0	4	0	
Team					2							
Totals	17:56	0-12	17-22	30	2	13	3	9	24	51		
Halftime:	UofL 27-19. Dead Ball Rebounds: UofL 4-2. Technical: None. Officials: John Cahill, Karl Hess, Tim Clougherty. Attendance: 19,834.											

Connecticut 89, Marquette 63												
Jan. 20, 2008 Storrs, Conn.												
	min	fg-a	3fg-a	ft-a	reb	ast	to	bk	st	pf	pts	
UCONN												
Jeff Adrien	35	5-9	0-1	5-6	6	1	1	1	0	1	15	
Stanley Robinson	24	4-7	2-3	0-0	5	1	0	0	0	1	10	
Hasheem Thabeet	32	3-3	0-0	9-13	7	0	2	6	0	1	15	
Jerome Dyson	24	2-5	0-1	5-5	5	2	3	0	0	3	9	
A.J. Price	32	4-8	2-3	7-8	3	2	3	0	0	3	9	
Doug Wiggins	20	2-6	2-5	0-0	2	3	1	0	1	2	6	
Curtis Kelly	8	1-2	0-0	0-0	2	0	0	2	0	4	2	
Craig Austrie	25	4-6	0-1	7-7	4	1	2	0	3	1	15	
Team					3							
Totals	25:46	6-14	33-39	37	16	13	10	4	18	89		
MARQUETTE												
Dan Fitzgerald	18	3-6	3-6	0-0	3	0	2	0	0	5	9	
Lazar Hayward	22	5-9	2-4	2-3	3	0	1	0	1	5	14	
Dominic James	29	4-10	0-1	1-3	2	3	1	0	0	4	9	
Jerel McNeal	33	3-10	0-3	3-4	0	2	2	0	2	2	9	
Wesley Matthews	28	4-12	1-2	4-6	5	1	1	0	3	3	13	
Scott Christopherson	1	0-0	0-0	0-0	0	0	0	0	0	0	0	
Maurice Acker	18	3-7	2-3	1-2	0	5	0	0	0	3	9	
Patrick Hazel	2	0-0	0-0	0-0	0	0	0	0	0	0	0	
David Cubillan	16	3-3	2-2	0-0	2	1	1	0	1	1	8	
Dwight Burke	6	0-2	0-0	0-0	2	0	0	1	0	0	0	
Lawrence Blackledge	8	1-2	0-0	0-0	1	0	0	1	0	4	2	
Ousmane Barro	19	0-4	0-0	0-0	1	0	1	0	1	2	0	
Team					9							
Totals	26:65	10-21	11-18	28	12	9	2	8	29	73		
Halftime:	UConn 39-24. Dead Ball Rebounds: MU 5-3. Technical: None. Officials: Tim Higgins, Reggie Greenwood, Jamie Luckie. Attendance: 10,027.											

Marquette Men's Basketball Game Notes

Page 17



DePaul 71
No. 20/21 Marquette 79

MILWAUKEE (AP) - Dominic James concentrated on his defense, and it helped him regain his shooting touch.

James scored 19 points, and Jerel McNeal added 15 to lead No. 21 Marquette to a 79-71 victory over DePaul on Saturday night.

James, who made only 19 of 54 shots during a seven-game shooting slump, snapped out of it on 7-of-11 shooting to help the Golden Eagles (14-4, 4-3 Big East) end a two-game losing streak and improve to 11-0 at home.

Instead of focusing on his offense, the junior point guard concentrated on guarding DePaul's leading scorer Draelon Burns, who had 19 points but made only 6-of-16 shots.

"This was one of Dominic's best games since he's been at Marquette, because he was really spent every time he came out of the game," Crean said. "He's in great shape and I was really, really happy to see how hard he played. He had a lot of great possessions."

Mac Koshwal also scored 19 points and had 12 rebounds for DePaul (9-10, 4-3).

USF 54
No. 17/16 Marquette 62

MILWAUKEE (AP) - With Marquette grinding it out against a tough South Florida team and not getting a typical game from two of its main offensive threats, Lazar Hayward and Wesley Matthews stepped into the spotlight.

Hayward scored a career-high 23 points, and Matthews' three 3-pointers in a 2-minute span late in the second half propelled the 17th-ranked Golden Eagles to a 62-54 victory Tuesday night.

South Florida played Marquette (15-4, 5-3 Big East) close until the final 5 minutes, thanks in large part to defense. The Bulls limited the Golden Eagles' leading scorer, Dominic James, to three points in 19 minutes and held Jerel McNeal to six.

Bulls coach Stan Heath certainly would have taken that going into Tuesday's game, but he watched his team's upset bid fall apart when two of his best players fouled out with the game in doubt.

James has been playing through a sprained right wrist since being fouled hard against Seton Hall on Jan. 8, and he appeared to take a forearm in the gut early in Tuesday's game.

Cincinnati 60
No. 17/16 Marquette 75

CINCINNATI (AP) - With Lazar Hayward leading the way again, No. 17 Marquette finally got one for the road.

Hayward scored 19 points - his second big game in a row - as the Golden Eagles repeatedly worked the ball inside for easy baskets Saturday, setting up a 75-60 victory that gave Cincinnati its comeuppance.

The Golden Eagles (16-4, 6-3 Big East) rallied from a nine-point deficit in the first half to their first road win in the conference. Hayward led the way, scoring 14 in the second half as Marquette built a 15-point lead and held on.

Their first three road games in the Big East ended in losses of 15, 20 and 26 points.

"We're a team that likes to play on the road," Hayward said. "We've only had a couple of bad games. But sometimes you play a good team on the road and you get away from your game plan."

Not this time. Four Marquette players finished in double figures in a balanced attack that has carried the Golden Eagles to three straight wins. Hayward had a career-high 23 points in the last game, a 62-54 win over South Florida.

DePaul 71, Marquette 79												
Jan. 26, 2008 Milwaukee, Wis.												
DEPAUL	min	fg-a	3fg-a	ft-a	reb	ast	to	bk	st	pf	pts	
Karron Clarke	16	1-5	0-0	0-0	3	0	1	0	0	3	2	
Mac Koshwal	29	7-12	0-0	5-8	12	2	2	2	3	3	19	
Draelon Burns	36	6-16	2-6	5-5	3	3	5	0	1	2	19	
Cliff Clinkscales	28	1-4	0-2	0-2	1	4	2	0	0	1	2	
Will Walker	27	4-6	1-2	1-2	3	0	2	0	1	1	10	
Jabari Currie	12	1-3	1-2	0-2	1	4	3	0	0	2	3	
Dar Tucker	31	6-14	0-2	0-0	6	1	0	0	4	2	12	
Wesley Green	20	2-4	0-0	0-0	6	0	3	1	0	1	4	
Adam Handler	1	0-0	0-0	0	0	0	0	0	0	2	0	
Team					5							
Totals	28-64	4-14	11-19	40	14	18	3	9	17	71		
MARQUETTE	min	fg-a	3fg-a	ft-a	reb	ast	to	bk	st	pf	pts	
Dan Fitzgerald	21	1-6	0-4	0-0	4	1	0	0	1	2	2	
Lazar Hayward	18	4-8	1-1	5-5	7	0	2	0	1	4	14	
Dominic James	30	7-11	1-2	4-5	2	3	3	0	1	3	19	
Jerel McNeal	29	5-17	1-5	4-4	3	3	2	0	1	4	15	
Wesley Matthews	31	5-11	0-1	0-0	4	4	2	0	2	2	10	
Scott Christopherson	1	0-0	0-0	0-0	0	0	1	0	0	0	0	
Maurice Acker	17	1-2	1-2	0-0	2	2	1	0	1	3	2	
David Cubillan	26	3-6	2-4	1-1	3	5	1	1	3	1	9	
Dwight Burke	14	1-1	0-0	1-2	1	1	1	0	0	1	3	
Ousmane Barro	13	2-4	0-0	0-0	6	0	0	2	0	3	4	
Team					3							
Totals	29-66	6-19	15-17	35	19	14	3	10	20	79		
Halftime: MU 29-27. Dead Ball Rebounds: DPU 5-2. Technical: None. Officials: John Cahill, Jim Haney, Bryan Kersey. Attendance: 19,037.												

USF 54, Marquette 62												
Jan. 29, 2008 Milwaukee, Wis.												
USF	min	fg-a	3fg-a	ft-a	reb	ast	to	bk	st	pf	pts	
Orane Chin	29	1-3	0-1	1-2	3	1	0	2	0	3	1	
Kentrell Gransberry	29	3-6	0-0	9-15	15	1	0	1	0	5	15	
Dominique Jones	31	6-15	0-5	3-4	8	2	6	0	1	5	15	
Chris Howard	38	1-8	0-1	2-6	2	1	3	0	1	1	4	
Solomon Bozeman	32	1-4	1-2	3-4	1	3	3	0	2	4	6	
Aaron Holmes	19	1-6	1-3	4-4	3	0	1	0	0	2	7	
Adamu Saaka	8	1-1	0-0	0-0	0	1	0	0	0	3	2	
Mobolaji Ajayi	11	1-1	0-0	0-0	4	0	1	0	0	1	2	
Mohamed Esseghir	3	0-0	0-0	0-0	0	0	0	0	0	0	0	
Team					4							
Totals	15-44	2-12	22-35	39	9	15	3	4	26	54		
MARQUETTE	min	fg-a	3fg-a	ft-a	reb	ast	to	bk	st	pf	pts	
Dwight Burke	22	2-3	0-0	1-3	4	0	0	0	0	4	5	
Lazar Hayward	30	7-13	1-2	8-9	8	1	3	1	0	3	23	
Dominic James	19	1-7	0-2	1-6	0	4	0	0	1	1	3	
Jerel McNeal	25	2-9	0-1	2-3	6	2	3	0	0	5	6	
Wesley Matthews	29	5-8	4-4	2-5	4	1	0	0	1	2	16	
Maurice Acker	22	0-3	0-1	2-2	1	1	0	0	1	2	2	
Dan Fitzgerald	10	1-3	0-1	0-0	1	0	0	0	1	2	2	
David Cubillan	21	1-3	1-2	0-0	1	2	2	0	1	2	3	
Lawrence Blackledge	7	0-0	0-0	0-0	1	0	0	2	0	2	0	
Ousmane Barro	15	0-0	0-0	2-3	4	0	0	1	1	1	2	
Team					2							
Totals	19-49	6-13	18-31	32	11	8	4	6	24	62		
Halftime: MU 32-24. Dead Ball Rebounds: USF 7-6. Technical: None. Officials: Ed Hightower, Earl Walton, Doug Shows. Attendance: 16,774.												

Cincinnati 60, Marquette 75												
Feb. 2, 2008 Cincinnati, Ohio												
CINCINNATI	min	fg-a	3fg-a	ft-a	reb	ast	to	bk	st	pf	pts	
Rashad Bishop	10	0-1	0-1	2-2	1	0	3	0	0	1	2	
John Williamson	27	2-6	1-1	2-2	6	0	1	0	0	5	7	
Adam Hrycaniuk	22	0-5	0-0	0-1	9	0	1	1	0	2	0	
Deonta Vaughn	37	8-17	3-9	4-4	2	3	2	0	1	2	23	
Jamual Warren	28	3-8	0-3	2-2	4	4	1	0	2	1	8	
Marvin Gentry	12	0-3	0-2	2-2	3	0	0	0	0	3	2	
Marcus Sikes	15	0-4	0-1	0-0	2	0	1	0	0	2	0	
Larry Davis	13	2-4	1-2	0-0	0	0	0	0	0	2	5	
Alvin Mitchell	20	3-10	3-8	0-0	4	0	1	1	0	1	9	
Anthony McClain	2	0-0	0-0	0-0	0	0	0	0	0	1	0	
Kenny Belton	14	1-2	0-0	2-3	1	0	0	0	0	1	4	
Team					3							
Totals	19-60	8-27	14-16	35	7	10	2	3	21	60		
MARQUETTE	min	fg-a	3fg-a	ft-a	reb	ast	to	bk	st	pf	pts	
Dwight Burke	11	0-0	0-0	0-0	2	1	1	0	0	0	0	
Lazar Hayward	30	6-12	2-3	5-7	5	1	2	0	0	3	19	
Dominic James	34	2-9	0-5	4-6	4	4	3	0	0	4	8	
Jerel McNeal	31	5-11	0-3	3-5	5	7	0	0	2	4	13	
Wesley Matthews	35	3-8	1-2	4-6	9	4	1	1	0	1	11	
Scott Christopherson	5	1-1	1-1	0-0	0	0	0	0	0	1	3	
Maurice Acker	11	0-0	0-0	2-2	0	2	1	0	1	1	2	
Dan Fitzgerald	7	0-3	0-3	0-0	2	0	0	0	0	1	0	
David Cubillan	7	0-2	0-2	0-0	0	0	0	0	0	1	0	
Ousmane Barro	29	9-10	0-0	1-1	10	0	2	0	1	3	19	
Team					2							
Totals	26-56	4-19	19-27	39	19	10	1	5	18	75		
Halftime: MU 28-24. Dead Ball Rebounds: MU 3-0. Technical: None. Officials: Mike Kitts, Pat Driscoll, Gary Prager. Attendance: 11,843.												

Marquette Men's Basketball Game Notes

Page 18



Louisville 71
No. 16/16 Marquette 57

MILWAUKEE (AP) - Edgar Sosa scored 18 points, Jerry Smith added 12 and the Cardinals won 71-57 Monday night to snap No. 16 Marquette's 14-game home winning streak.

The Golden Eagles (16-5, 6-4) shot 32 percent from the field.

Marquette came in with a three-game winning streak that including its first conference road win of the season at Cincinnati on Saturday. But it trailed by nine early and never made a run, stifled by its inability to make shots.

After Marquette scored twice early to start the second half, Smith answered, knocking down back-to-back 3s to make it 40-28.

Moments later, Lazar Hayward, leading Marquette with 13.7 points and 6.3 rebounds per game, picked up his fourth foul with 13:58 to play and took a seat as the Golden Eagles never cut the lead back to single digits.

Hayward finished with 2-of-10 from the field with five points and five rebounds. Wesley Matthews had 15 points, and Jerel McNeal finished with 11.

No. 22 Notre Dame 86
No. 16/16 Marquette 83

NOTRE DAME, Ind. (AP) - The 22nd-ranked Fighting Irish didn't make a field goal in the final six minutes, going 0-for-6 shooting, but was 10-of-10 from the free-throw line during that stretch to hold on for an 86-83 victory over No. 16 Marquette on Saturday.

The free-throw line was a weapon for the Irish all game as they had a 19-point advantage there, making 24-of-31 shots while Marquette was 5-of-8. Luke Harangody was 10-of-13 from the free-throw line to finish with 18 points, including four free throws in the final 26 seconds.

James, who scored 10 of his game-high 23 points in the final 2:15, missed a 3-pointer at the buzzer.

Notre Dame used a 13-2 run at the end of the first half to take a 46-36 lead, and kept it at about 10 for most of the second half. The Irish moved ahead 76-64 when Jackson, who had 14 points, eight assists and six rebounds, drove inside, spun and scored with 6:22 left.

Lazar Hayward had 21 points and 11 rebounds for Marquette. David Cubillan added 11 and Jerel McNeal 10 points.

Seton Hall 64
No. RV/25 Marquette 89

NEWARK, N.J. (AP) -- Lazar Hayward scored 23 points and grabbed 9 rebounds -- both game-highs -- to lead Marquette to an easy 89-64 win over Seton Hall on Tuesday night.

Jerel McNeal and Wesley Matthews each added 14 points for the Golden Eagles (17-6, 7-5 Big East Conference), who snapped a two-game losing streak. Jeremy Hazell had 18 points to pace the Pirates (15-10, 5-7), while Brian Laing finished with 17 and Eugene Harvey added 14.

Marquette took command early on, going on a 15-0 run over an almost seven-minute span of the first half to take a 21-4 lead. Hayward had two rebound baskets during that stretch, and Ousmane Barro also scored twice during the run.

The Golden Eagles led 40-22 at the break, then pulled away in the second half, leading by as many as 28 points.

Seton Hall's Jamar Nutter was ejected from the game with about 12 minutes remaining for throwing a flagrant elbow to the throat of Marquette's Dominic James.

Louisville 71, Marquette 57												
Feb. 4, 2008 Milwaukee, Wis.												
LOUISVILLE	min	fg-a	3fg-a	ft-a	reb	ast	to	bk	st	pf	pts	
Terrence Williams	38	2-7	0-3	4-5	6	6	3	0	1	0	8	
Earl Clark	31	4-8	0-1	3-4	7	1	1	2	0	2	11	
David Padgett	20	3-4	0-0	2-2	2	1	0	0	1	4	8	
Edgar Sosa	25	5-7	3-4	5-5	1	0	1	0	0	3	18	
Jerry Smith	29	4-6	2-4	2-2	2	1	4	1	1	3	12	
Preston Knowles	8	1-2	0-1	0-0	0	0	0	0	1	3	2	
Jaun Palacios	19	1-2	0-1	1-2	1	1	1	1	0	2	3	
Derrick Character	8	2-4	0-0	1-1	4	0	2	0	0	5	5	
Andre McGee	16	1-5	1-3	1-3	1	1	0	0	0	1	4	
Terrance Farley	6	0-0	0-0	0-0	0	0	1	1	0	2	0	
Team					2							
Totals	23-45	6-17	19-24	26	11	13	4	4	25	71		
MARQUETTE	min	fg-a	3fg-a	ft-a	reb	ast	to	bk	st	pf	pts	
Dwight Burke	15	0-1	0-0	0-0	2	0	0	0	1	3	0	
Lazar Hayward	29	2-10	0-0	1-2	5	0	2	1	0	4	5	
Maurice Acker	22	2-5	2-4	2-2	3	4	0	0	1	2	8	
Jerel McNeal	27	4-9	1-3	2-5	4	2	1	0	3	5	11	
Wesley Matthews	34	3-9	2-4	7-8	4	2	1	0	0	1	15	
Scott Christopherson	6	0-1	0-1	2-2	1	1	0	0	0	1	2	
Dominic James	18	3-9	1-5	1-2	4	0	3	0	0	4	8	
Dan Fitzgerald	5	0-0	0-0	0-0	0	0	1	0	0	2	0	
David Cubillan	19	0-3	0-3	0-0	2	2	0	1	0	1	0	
Lawrence Blackledge	9	0-0	0-2	1	0	1	0	0	0	0	0	
Ousmane Barro	16	2-3	0-0	4-6	6	0	3	1	0	1	8	
Team					2							
Totals	16-50	6-20	19-29	34	11	12	3	5	24	57		
Halftime: UofL 34-22. Dead Ball Rebounds: MU 6-2. Technical: None. Officials: Jim Burr, Jim Haney, Michael Stephens. Attendance: 17,736.												

Notre Dame 86, Marquette 83												
Feb. 9, 2008 South Bend, Ind.												
NOTRE DAME	min	fg-a	3fg-a	ft-a	reb	ast	to	bk	st	pf	pts	
Rob Kurz	24	2-6	1-2	0-0	5	1	1	1	0	1	5	
Zach Hillesland	25	4-6	0-0	2-2	7	1	1	1	0	2	10	
Luke Harangody	36	4-12	0-1	10-13	11	3	4	0	1	2	18	
Tory Jackson	33	4-12	2-4	4-6	6	8	4	1	2	4	14	
Kyle McAlamey	33	5-11	2-6	0-1	0	2	1	0	0	2	12	
Jonathan Peoples	12	1-1	1-1	4-4	5	1	0	1	0	0	7	
Luke Zeller	14	3-6	2-4	3-4	4	0	1	0	0	1	11	
Ryan Ayers	23	3-6	2-5	1-1	1	1	1	0	1	0	9	
Team					4							
Totals	26-60	10-23	24-31	43	17	13	4	4	12	86		
MARQUETTE	min	fg-a	3fg-a	ft-a	reb	ast	to	bk	st	pf	pts	
Lazar Hayward	31	8-15	3-6	2-3	11	3	1	0	1	4	21	
Ousmane Barro	22	1-9	0-0	0-0	12	0	3	2	0	4	2	
Dominic James	32	10-16	3-6	0-0	1	6	1	1	1	1	23	
Jerel McNeal	36	3-15	2-5	2-4	5	5	2	1	2	4	10	
Wesley Matthews	30	2-3	0-0	0-0	1	3	2	0	1	1	4	
Maurice Acker	2	0-0	0-0	0-0	0	0	0	0	0	0	0	
Dan Fitzgerald	12	2-3	1-2	1-1	3	0	0	0	3	3	6	
David Cubillan	20	4-8	3-6	0-0	0	1	0	0	0	2	11	
Dwight Burke	8	2-2	0-0	0-0	0	0	0	0	0	2	4	
Lawrence Blackledge	7	1-2	0-0	0-0	3	1	0	1	0	1	2	
Team					1							
Totals	33-73	12-25	5-8	37	19	10	5	8	22	83		
Halftime: ND 46-36. Dead Ball Rebounds: ND 3-1. Technical: None. Officials: Ed Corbett, Reggie Greenwood, Frank Scagliotta. Attendance: 11,418.												

Seton Hall 64, Marquette 89												
Feb. 12, 2008 Newark, N.J.												
SETON HALL	min	fg-a	3fg-a	ft-a	reb	ast	to	bk	st	pf	pts	
Brian Laing	39	4-13	0-1	9-10	3	2	4	0	2	3	17	
Mike Davis	11	0-0	0-0	2-2	1	0	2	2	0	5	2	
Jamar Nutter	23	1-4	0-2	0-0	2	2	3	0	0	2	2	
Eugene Harvey	31	6-12	0-0	2-2	6	3	3	0	3	2	14	
Jeremy Hazell	36	6-16	4-13	2-2	3	1	0	0	2	3	18	
Augustine Okosun	12	0-0	0-0	0-0	0	0	0	2	0	0	0	
John Garcia	16	1-1	0-0	0-0	3	0	2	4	0	2	2	
Brandon Walters	6	0-0	0-0	0-0	0	0	1	0	0	1	0	
Larry Davis	26	1-4	1-2	6-10	4	0	1	0	0	3	9	
Team					7							
Totals	19-50	5-18	21-26	29	8	17	8	7	21	64		
MARQUETTE	min	fg-a	3fg-a	ft-a	reb	ast	to	bk	st	pf	pts	
Lazar Hayward	30	8-16	3-5	4-4	9	1	1	0	2	2	23	
Ousmane Barro	30	3-9	0-0	2-4	7	1	1	1	0	2	8	
Dominic James	32	2-9	1-4	4-7	2	6	2	1	3	4	9	
Jerel McNeal	30	6-12	2-4	0-0	4	3	2	0	0	3	14	
Wesley Matthews	23	4-8	1-1	5-5	4	1	1	0	0	4	14	
Scott Christopherson	2	0-0	0-0	0-0	0	0	0	0	0	2	0	
Maurice Acker	8	2-4	0-1	0-0	0	0	2	0	0	2	4	
Patrick Hazel	3	0-0	0-0	0-0	3	1	0	0	0	1	0	
Dan Fitzgerald	12	1-2	1-2	0-0	4	0	1	0	0	4	3	
David Cubillan	20	2-8	2-4	4-4	1	0	0	0	1	1	10	
Dwight Burke	4	1-1	0-0	0-0	3	0	0	0	0	0	2	
Lawrence Blackledge	6	1-2	0-0	0-0	2	0	0	2	0	1	2	
Team					1							
Totals	30-71	10-21	19-24	43	13	11	4	6	26	89		
Halftime: MU 40-22. Dead Ball Rebounds: MU 5-2. Technical: Barro (MU); Bench (SHU); Davis, M. (SHU). Officials: Pat Driscoll, Bernard Clinton, Bryan Kersey. Attendance: 7,476.												

Marquette Men's Basketball Game Notes

Page 20



GAME-BY-GAME SCORING/REBOUNDING

OPPONENT	ACKER	BARRO	BLACKLEDGE	BRICE	BURKE	CHRISTOPHERSON	CUBILLAN	FITZGERALD	HAYWARD	HAZEL	JAMES	MATTHEWS	MCNEAL
IUPUI	3/1	3/7	DNP	DNP	2/2	DNP	9/1	6/2	11/4	DNP	12/1	10/4	20/4
Utah Valley	0/1	0/0	0/1	DNP	12/8	DNP	12/1	5/5	11/5	DNP	13/0	6/7	7/9
@ Chaminade	0/1	5/9	0/0	DNP	4/4	DNP	11/1	0/1	15/8	DNP	11/0	6/3	22/3
vs. Oklahoma State	7/2	5/10	0/1	0/0	1/1	DNP	10/2	10/3	7/4	0/3	18/1	13/4	20/5
vs. 13/10 Duke	5/1	5/5	DNP	DNP	2/2	DNP	6/1	6/0	14/3	DNP	12/6	12/3	11/3
UW-Milwaukee	5/1	6/2	0/0	0/0	7/3	2/3	12/4	DNP	19/11	2/2	22/4	9/4	16/5
@ RV/23 Wisconsin	6/0	9/4	0/1	DNP	12/9	0/1	3/1	DNP	11/6	DNP	20/5	6/5	14/5
Sacramento State	10/0	12/6	0/1	1/0	5/5	3/1	5/2	DNP	12/7	0/1	8/2	12/3	13/4
IPFW	7/4	4/2	0/4	0/0	2/2	0/2	11/3	DNP	14/8	3/1	17/3	15/9	7/7
Coppin State	7/1	5/6	4/5	2/0	2/2	3/2	DNP	DNP	17/5	0/2	18/4	13/3	18/6
Savannah State	5/0	2/5	2/5	2/0	2/5	6/0	5/1	11/4	12/8	0/1	12/3	7/5	9/5
Providence	8/2	14/9	7/3	0/0	2/2	0/0	2/1	3/1	17/6	2/0	21/3	16/5	4/2
@ West Virginia	2/0	6/7	0/0	DNP	3/3	0/0	5/2	2/1	13/4	DNP	10/0	13/2	10/3
Seton Hall	5/3	2/4	DNP	DNP	1/4	DNP	3/0	12/0	7/6	DNP	13/5	4/4	14/7
Notre Dame	2/1	4/2	6/1	DNP	0/4	3/0	11/2	0/2	17/11	0/0	16/3	15/4	18/4
@ Louisville	6/1	0/3	4/2	DNP	0/1	DNP	0/0	2/2	6/6	DNP	3/5	14/4	16/4
@ Connecticut	9/0	0/1	2/1	DNP	0/2	0/0	8/2	9/3	14/3	0/0	9/2	13/5	9/0
DePaul	3/2	4/6	DNP	DNP	3/1	0/0	9/3	2/4	14/7	DNP	19/2	10/4	15/3
USF	2/1	2/4	0/1	DNP	5/4	DNP	3/1	2/1	23/8	DNP	3/0	16/4	6/6
@ Cincinnati	2/0	19/10	DNP	DNP	0/2	3/0	0/0	0/2	19/5	DNP	8/4	11/9	13/5
Louisville	8/3	8/6	0/1	DNP	0/2	2/1	0/2	0/0	5/5	DNP	8/4	15/4	11/4
@ 22/21 Notre Dame	0/0	2/12	2/3	DNP	4/0	DNP	11/0	6/3	21/11	DNP	23/1	4/1	10/5
@ Seton Hall	4/0	8/7	2/2	DNP	2/3	0/0	10/1	3/4	23/9	0/3	9/2	14/4	14/4
22/24 Pittsburgh													
@ St. John's													
Rutgers													
@ Villanova													
Georgetown													
Florida Gulf Coast													
@ Syracuse													

GAME-BY-GAME STARTERS, POINTS & PERCENTAGE OF OFFENSE

Opponent	Guard	Guard	Guard	Forward	Forward	Record	Points	% of Offense	W/L
IUPUI	James	McNeal	Matthews	Burke	Fitzgerald	1-0	50	65.8	W
Utah Valley	James	McNeal	Matthews	Burke	Fitzgerald	2-0	43	65.2	W
@ Chaminade	James	McNeal	Matthews	Burke	Hayward	3-0	58	78.4	W
vs. Oklahoma State	James	McNeal	Matthews	Burke	Hayward	4-0	59	64.8	W
vs. 13/10 Duke	James	McNeal	Matthews	Burke	Hayward	4-1	51	69.9	L
UW-Milwaukee	James	McNeal	Matthews	Burke	Hayward	5-1	73	73.0	W
@ RV/23 Wisconsin	James	McNeal	Matthews	Burke	Hayward	6-1	63	77.8	W
Sacramento State	James	McNeal	Matthews	Burke	Hayward	7-1	50	61.0	W
IPFW	James	McNeal	Matthews	Burke	Hayward	8-1	55	68.8	W
Coppin State	James	McNeal	Matthews	Blackledge	Hayward	9-1	70	78.7	W
Savannah State	James	McNeal	Matthews	Barro	Hayward	10-1	42	54.5	W
Providence	James	McNeal	Matthews	Burke	Hayward	11-1	60	62.5	W
@ West Virginia	James	McNeal	Matthews	Burke	Hayward	11-2	49	76.5	L
Seton Hall	James	McNeal	Matthews	Burke	Hayward	12-2	39	63.9	W
Notre Dame	James	McNeal	Matthews	Burke	Hayward	13-2	66	71.7	W
@ Louisville	James	McNeal	Matthews	Burke	Hayward	13-3	39	76.5	L
@ Connecticut	James	McNeal	Matthews	Fitzgerald	Hayward	13-4	54	74.0	L
DePaul	James	McNeal	Matthews	Fitzgerald	Hayward	14-4	60	75.9	W
USF	James	McNeal	Matthews	Burke	Hayward	15-4	53	85.5	W
@ Cincinnati	James	McNeal	Matthews	Burke	Hayward	16-4	51	68.0	W
Louisville	Acker	McNeal	Matthews	Burke	Hayward	16-5	39	68.4	L
@ 22/21 Notre Dame	James	McNeal	Matthews	Barro	Hayward	16-6	60	72.3	L
@ Seton Hall	James	McNeal	Matthews	Barro	Hayward	17-6	68	76.4	W
22/24 Pittsburgh									
@ St. John's									
Rutgers									
@ Villanova									
Georgetown									
Florida Gulf Coast									
@ Syracuse									

Total Average: 56.2 71.2

Marquette Men's Basketball Game Notes

Page 21



Marquette Players in Double Figures

	Points	Rebounds
IUPUI	McNeal 20, James 12, Hayward 11, Matthews 10	--
Utah Valley	James 13, Burke 12, Cubillan 12, Hayward 11	--
@ Chaminade	McNeal 22, Hayward 15, James 11, Cubillan 11	--
vs. Oklahoma St.	McNeal 20, James 18, Matthews 13, Fitzgerald 10, Cubillan 10	Barro 10
vs. 13/10 Duke	Hayward 14, James 12, Matthews 12, McNeal 11	--
UW-Milwaukee	James 22, Hayward 19, McNeal 16, Cubillan 12	Hayward 11
@ RV/23 Wisconsin	James 20, McNeal 14, Burke 12, Hayward 11	--
Sacramento St.	McNeal 13, Hayward 12, Matthews 12, Barro 12, Acker 10	--
IPFW	James 17, Matthews 15, Hayward 14, Cubillan 11	--
Coppin St.	James 18, McNeal 18, Hayward 17, Matthews 13	--
Savannah St.	James 12, Hayward 12, Fitzgerald 11	--
Providence	James 21, Hayward 17, Matthews 16, Barro 14	--
@ West Virginia	Matthews 13, Hayward 13, James 10, McNeal 10	--
Seton Hall	McNeal 14, James 13, Fitzgerald 12	--
Notre Dame	McNeal 18, Hayward 17, James 16, Matthews 15, Cubillan 11	Hayward 11
@ Louisville	McNeal 16, Matthews 14	--
@ Connecticut	Hayward 14, Matthews 13	--
DePaul	James 19, McNeal 15, Hayward 14, Matthews 10	--
USF	Hayward 23, Matthews 16	--
@ Cincinnati	Hayward 19, Barro 19, McNeal 13, Matthews 11	Barro 10
Louisville	Matthews 15, McNeal 11	--
@ Notre Dame	James 23, Hayward 21, Cubillan 11, McNeal 10	Barro 12, Hayward 11
@ Seton Hall	Hayward 23, McNeal 14, Matthews 14, Cubillan 10	--
Pittsburgh		
@ St. John's		
Rutgers		
@ Villanova		
Georgetown		
Florida Gulf Coast		
@ Syracuse		

Marquette Bench Scoring

	Starters	Bench	Bench Scoring
IUPUI	50	26	Hayward 11, Cubillan 9, Acker 3, Barro 3
Utah Valley	43	23	Cubillan 12, Hayward 11
@ Chaminade	58	16	Cubillan 11, Barro 5
vs. Oklahoma St.	59	32	Cubillan 10, Fitzgerald 10, Acker 7, Barro 5
vs. 13/10 Duke	51	22	Fitzgerald 6, Cubillan 6, Acker 5, Barro 5
UW-Milwaukee	73	27	Cubillan 12, Barro 6, Acker 5, Christopherson 2, Hazel 2
@ RV/23 Wisconsin	63	18	Barro 9, Acker 6, Cubillan 3
Sacramento St.	50	32	Barro 12, Acker 10, Cubillan 5, Christopherson 3, Brice 1, Frozena 1
IPFW	55	25	Cubillan 11, Acker 7, Barro 4, Hazel 3
Coppin St.	70	19	Acker 7, Barro 5, Christopherson 3, Burke 2, Brice 2
Savannah St.	42	35	Fitzgerald 11, Christopherson 6, Acker 5, Cubillan 5, Burke 2, Blackledge 2, Brice 2, Frozena 2
Providence	60	36	Barro 14, Acker 8, Blackledge 7, Fitzgerald 3, Cubillan 2, Hazel 2
@ West Virginia	49	15	Barro 6, Cubillan 5, Acker 2, Fitzgerald 2
Seton Hall	39	22	Fitzgerald 12, Acker 5, Cubillan 3, Barro 2
Notre Dame	66	26	Cubillan 11, Blackledge 6, Barro 4, Christopherson 3, Acker 2
@ Louisville	39	12	Acker 6, Blackledge 4, Fitzgerald 2
@ Connecticut	54	19	Acker 9, Cubillan 8, Blackledge 2
DePaul	60	19	Cubillan 9, Barro 4, Burke 3, Acker 3
USF	53	9	Cubillan 3, Acker 2, Fitzgerald 2, Barro 2
@ Cincinnati	51	24	Barro 19, Christopherson 3, Acker 2
Louisville	39	18	James 8, Barro 8, Christopherson 2
@ Notre Dame	60	23	Cubillan 11, Fitzgerald 6, Burke 4, Blackledge 2
@ Seton Hall	68	21	Cubillan 10, Acker 4, Burke 2, Blackledge 2
Pittsburgh			
@ St. John's			
Rutgers			
@ Villanova			
Georgetown			
Florida Gulf Coast			
@ Syracuse			

Marquette's Record When

	2007-08	Under Crean
Leading at half	15-0	143-18
Trailing at half	2-6	34-69
Tied at half	0-0	6-3
Scoring 70 or more points	14-3	120-23
Allowing 80 or more points	0-2	6-27
Holding opponents to 60 points or less	8-0	76-10
Holding opponents to 65 points or less	12-0	91-16
Shooting 50 percent or better	6-0	65-6
Opponents shoot 50 percent or better	1-3	12-27
Opponent shoots under 40 percent	12-0	85-14
MU's FG percent is higher than opp.	15-1	145-24
MU's FG percent is lower than opp.	2-5	37-68
MU's 3FG percent is higher than 40 percent	7-3	93-25
Opponent's 3FG percent is higher than 40 percent	3-3	37-31
MU shoots more FT than opponent	9-1	119-15
MU shoots fewer FT than opponent	8-5	51-75
MU shoots same FT as opponent	0-0	11-3
Out-rebounded opponent	12-1	139-32
Out-rebounded by opponent	5-5	36-55
Rebounds tied	0-0	7-5
Same or fewer turnovers as opp.	15-5	115-30
More turnovers than opponent	2-1	66-63
Overtime games	0-0	7-4
In games decided by 5 pts. or less	2-2	44-34
In games decided by 6-10	3-0	42-21
In games decided by 11-15	3-2	40-22
In games decided by 16 pts. or more	8-2	55-15
vs Ranked Teams (AP or Coaches)	1-2	
vs 1-25 in RPI (www.collegerpi.com, at time of game)	1-0	
vs 26-50 in RPI	1-4	
vs 51-100 in RPI	7-2	
vs 101-150 in RPI	2-0	
vs 151-200 in RPI	3-0	
vs 201-324 in RPI	2-0	
When winning the opening tip	8-2	
When scoring first	10-2	

Team Superlatives by Half

	First Half	Second Half
Points	50 vs. UWM (11/30)	55 vs. Providence (1/3)
Fewest Pts. Allowed	18 vs. IPFW (12/17)	18 vs. Coppin St. (12/21)
FG Percentage	60.0 vs. IUPUI (11/10)	61.3 vs. IPFW (12/17)
Lowest FG Pct. Allowed	24.2 vs. IPFW (12/17)	29.0 vs. Seton Hall (1/8)
3-Point Percentage	62.5 vs. Okla. St. (11/20)	66.7 vs. Okla. St. (11/20)
FT Made	15 vs. Okla. St. (11/20)	15 vs. Sac State (12/15)
Rebounds	29 vs. IPFW (12/17)	25 vs. Wisconsin (12/8)
Assists	12 vs. Sac State (12/15)	15 vs. UWM (11/30)
Blocks	4 vs. Twice	7 vs. Seton Hall (1/8)
Steals	12 vs. Savannah St. (12/29)	8 vs. Notre Dame (1/12)

Individual Superlatives by Half

	First Half	Second Half
Points	16 Dominic James	vs. UWM (11/30)
3-Point Made	3 Dominic James	vs. Notre Dame (2/9)
FT Made	5 Wesley Matthews	vs. Louisville (2/4)
Rebounds	9 Lazar Hayward	vs. Notre Dame (1/12)
Assists	6 Dominic James	vs. Coppin St. (12/21)
Points	16 Two Players	Twice
3-Point Made	3 Multiple players	Multiple Times
FT Made	8 Wesley Matthews	vs. Louisville (1/17)
Rebounds	8 Lazar Hayward	vs. Notre Dame (2/9)
Assists	5 Multiple players	Multiple times

Marquette Men's Basketball Game Notes



High Marks

Double-figure scoring games	2007-08	Career
Dominic James	16	68
Jerel McNeal	17	62
Wesley Matthews	16	52
Dan Fitzgerald	3	21*
Ousmane Barro	3	18
Lazar Hayward	19	28
David Cubillan	8	15
Dwight Burke	2	2
Maurice Acker	1	1*

20-point games	2007-08	Career
Dominic James	4	16
Jerel McNeal	3	5
Wesley Matthews	0	4
Lazar Hayward	3	3
Dan Fitzgerald	0	2
Ousmane Barro	0	1
David Cubillan	0	1

Double-figure rebound games	2007-08	Career
Ousmane Barro	3	11
Lazar Hayward	3	3
Dominic James	0	1
Wesley Matthews	0	1
Jerel McNeal	0	1

Double-figure assist games	2007-08	Career
Dominic James	0	1
Jerel McNeal	1	2

Double-doubles	2007-08	Career
Ousmane Barro	7	7
Jerel McNeal	0	3
Lazar Hayward	3	3
Dominic James	0	1

* - indicates career at MU

Individual Season Records

	Starts	10+ points	10+ rebs.
Maurice Acker	0-1	--	--
Ousmane Barro	2-1	3-0	2-1
Lawrence Blackledge	1-0	--	--
Dwight Burke	13-4	2-0	--
David Cubillan	--	6-1	--
Dan Fitzgerald	3-1	1-0	--
Lazar Hayward	15-6	15-4	2-1
Dominic James	17-5	13-3	--
Wesley Matthews	17-6	10-5	--
Jerel McNeal	17-6	11-5	--

Individual Career Records

	Starts	10+ points	10+ rebs.
Maurice Acker	0-1	--	--
Ousmane Barro	35-20	17-2	8-3
Lawrence Blackledge	1-0	--	--
Dwight Burke	13-4	2-0	--
David Cubillan	0-1	13-2	--
Dan Fitzgerald	12-5	13-2	--
Lazar Hayward	25-13	21-8	2-1
Dominic James	62-26	52-17	0-1
Wesley Matthews	51-19	35-17	1-0
Jerel McNeal	61-24	45-18	2-0

The Last Time

Team	Marquette	Opponent
100+ Points	100-65 vs. UW-Milwaukee (11/30/07)	85-104 at West Virginia (1/14/06)
90+ Points	92-66 vs. Notre Dame (1/12)	85-90 vs. Alabama (3/16/06)
Under 50 Points	40-54 vs. Western Michigan (3/14/05)	77-37 vs. Savannah State (12/29/07)
FG Pct. 60+	61.0 vs. South Dakota State (12/3/05)	None recorded
Five or fewer turnovers	5 vs. Cincinnati (3/10/96)	5 at West Virginia (1/14/06)
Five Players, 10+ pts.	92-66 vs. Notre Dame (1/12)	73-89 vs. Connecticut (1/20/08)

Team	Marquette Win	Marquette Loss — <i>italics denotes most recent</i>
Ranked Opponent (AP)	75-71 vs. 12/12 Pittsburgh (3/3/07)	73-77 vs. 13/10 Duke (11/21/07)
Overtime Game	77-74 vs. Pittsburgh (1/21/07) OT	60-67 at Louisville (3/1/06) OT
Double Overtime	80-79 vs. Louisville (2/28/96) 2OT	74-77 vs. Louisville (2/24/01) 3OT
Triple Overtime	Never	74-77 vs. Louisville (2/24/01) 3OT
Home Opener	76-68 vs. IUPUI (11/10/07)	54-67 vs. South Alabama (11/14/00)
Road Openers	81-76 at Wisconsin (12/8/07)	74-84 at Nebraska (11/30/05)

Individual	Marquette	Opponent
30+ Points	41, Steve Novak 94-79 vs. Connecticut (1/3/06)	31, Jean Felix 85-90 vs. Alabama (3/16/05)
20+ Points	23, Lazar Hayward 89-64 vs. Seton Hall (2/12/08)	23, Deonta Vaughn 75-60 vs. Cincinnati (2/2/08)
10+ Rebounds	10, Ousmane Barro 75-60 vs. Cincinnati (2/2/08)	15, Kentrell Gransberry 62-54 vs. USF (1/29/08)
15+ Rebounds	16, Steve Novak 94-79 vs. Connecticut (1/3/06)	15, Kentrell Gransberry 62-54 vs. USF (1/29/08)
15+ Free Throws	16, Brian Wardle 69-59 at Charlotte (2/13/99)	None recorded -- --
10+ Assists	10, Jerel McNeal 100-65 vs. UW-Milwaukee (11/30/07)	10, Brian Swift 66-64 vs. USF (1/15/05)
Double-Double	19 pts, 10 reb, Ousmane Barro 75-60 vs. Cincinnati (2/2/08)	15 pts, 15 reb, Kentrell Gransberry 62-54 vs. USF (1/29/08)
Triple-Double	29 pts, 11 reb, 11 ast, Dwyane Wade 83-69 vs. Kentucky (3/29/03)	22 pts, 12 reb, 10 blk, Eric Hicks 66-70 vs. Cincinnati (1/8/05)

This season . . .

Largest halftime lead	27	vs. Savannah State (12/29)
Largest halftime deficit	15	vs. Connecticut (1/20)
Largest lead in a game	50	vs. Coppin State (12/21)
Largest deficit in a game	29	vs. Connecticut (1/20)
Largest winning margin	47	vs. Coppin State (12/21)
Largest losing margin	20	vs. vs. Louisville (1/17)
Largest deficit in a victory	13	vs. Seton Hall (1/8)
Largest lead in a loss	4	vs. Duke (11/21)
Most consecutive points scored . .	22	vs. Coppin State (12/21)
Most consecutive points allowed . .	12	vs. IUPUI (11/10)
Largest home crowd	19,037	vs. DePaul (1/26)
Largest road crowd	19,834	vs. Louisville (1/17)
Largest neutral crowd	2,500	vs. Chaminade (11/19); Okla. St. (11/20); vs. Duke (11/21)
30-point games	--	
20-point games	McNeal 3, James 3, Hayward 3	
10-rebound games	Hayward 3, Barro 2	
Double-doubles	Hayward 3, Barro 1	

Marquette Men's Basketball Game Notes

Page 23



2007-08 Season Superlatives

Marquette Highs

Points	100	vs. UW-Milwaukee (11/30)
FG Made	40	vs. UW-Milwaukee (11/30)
FG Attempts	74	vs. UW-Milwaukee (11/30)
FG Percentage	56.0	28-50 vs. Coppin State (12/21)
3FG Made	12	Twice
3FG Attempts	28	vs. Seton Hall (1/8)
3FG Percentage	64.7	11-17 vs. Oklahoma State (11/20)
FT Made	24	vs. Coppin State (12/21)
FT Attempts	38	vs. Sacramento State (12/15)
FT Percentage	88.9	24-27 vs. Coppin State (12/21)
Rebounds	50	vs. IPFW (12/17)
Assists	26	vs. UW-Milwaukee (11/30)
Steals	17	Twice
Blocks	9	vs. Seton Hall (1/8)
Turnovers	21	vs. Savannah State (12/29)
Fouls	29	Twice

Marquette Lows

Points	51	vs. Louisville (1/17)
FG Made	16	vs. Louisville (2/4)
FG Attempts	49	Twice
FG Percentage	30.4	17-56 vs. Louisville (1/17)
3FG Made	0	vs. Louisville (1/17)
3FG Attempts	12	vs. Louisville (1/17)
3FG Percentage	00.0	0-12 vs. Louisville (1/17)
FT Made	5	vs. Notre Dame (2/8)
FT Attempts	8	vs. Notre Dame (2/8)
FT Percentage	52.2	12-23 vs. IPFW (12/17)
Rebounds	26	Twice
Assists	2	vs. Louisville (1/17)
Steals	5	Twice
Blocks	1	vs. Cincinnati (2/2)
Turnovers	7	vs. UW-Milwaukee (11/30)
Fouls	15	Twice

Marquette — Individual Game Highs

Points	23	Lazar Hayward vs. USF (1/29) Dominic James vs. Notre Dame (2/8) Lazar Hayward vs. Seton Hall (2/12)
FG Made	10	Multiple times
FG Attempts	17	Jerel McNeal, Four times
FG Percentage	90.0 (9-10)	Ousmane Barro vs. Cincinnati (2/2)
3FG Made	4	Multiple times
3FG Attempts	8	David Cubillan vs. IUPUI (11/10); vs. IPFW (12/17)
3FG Percentage	1.000 (4-4)	Wesley Matthews vs. USF (1/29)
FT Made	8	Multiple times
FT Attempts	10	Wesley Matthews vs. Louisville (1/17)
FT Percentage	1.000 (8-8)	Wesley Matthews vs. Providence (1/3)
Rebounds	12	Ousmane Barro vs. Notre Dame (2/8)
Assists	10	Jerel McNeal vs. UW-Milwaukee (11/30)
Steals	5	Jerel McNeal vs. Wisconsin (12/8)
Blocks	3	Two players
Turnovers	7	Jerel McNeal vs. Louisville

Opponent Highs

Points	89	vs. Connecticut (1/20)
FG Made	28	vs. DePaul (1/26)
FG Attempts	67	vs. IPFW (12/17)
FG Percentage	54.3	25-46 vs. Connecticut (1/20)
3FG Made	10	Twice
3FG Attempts	27	vs. Cincinnati (2/2)
3FG Percentage	50.0	9-18 vs. West Virginia (1/6)
FT Made	33	vs. Connecticut (1/20)
FT Attempts	39	vs. Connecticut (1/20)
FT Percentage	87.5	14-16 vs. Cincinnati (2/2)
Rebounds	46	vs. Notre Dame (1/12)
Assists	18	vs. IUPUI (11/10)
Steals	13	vs. Savannah State (12/29)
Blocks	10	vs. Connecticut (1/20)
Turnovers	24	vs. Notre Dame (1/12)
Fouls	29	vs. Sacramento State (12/15)

Opponent Lows

Points	37	vs. Savannah State (12/29)
FG Made	14	vs. Savannah State (12/29)
FG Attempts	44	vs. USF (1/29)
FG Percentage	25.5	14-55 vs. Savannah State (12/29)
3FG Made	1	vs. Sacramento State (12/15)
3FG Attempts	8	vs. Sacramento State (12/15)
3FG Percentage	12.5	1-8 vs. Sacramento State (12/15)
FT Made	5	vs. Utah Valley (11/12)
FT Attempts	11	Twice
FT Percentage	45.5	5-11 vs. Utah Valley (11/12)
Rebounds	20	vs. IUPUI (11/10)
Assists	6	vs. Seton Hall (1/8)
Steals	2	vs. Utah Valley (11/12); vs. Duke (11/21)
Blocks	0	vs. UW-Milwaukee (11/30)
Turnovers	10	vs. Cincinnati (2/2)
Fouls	12	vs. Notre Dame (2/8)

Opponent — Individual Game Highs

Points	29	Luke Harangody vs. Notre Dame (1/12)
FG Made	10	Luke Harangody vs. Notre Dame (1/12)
FG Attempts	17	Multiple times
FG Percentage	88.9 (8-9)	David Padgett vs. Louisville (1/17)
3FG Made	5	Two players
3FG Attempts	13	Jeremy Hazell vs. Seton Hall (2/12)
3FG Percentage	71.4 (5-7)	Alex Ruoff vs. West Virginia (1/6)
FT Made	10	Luke Harangody vs. Notre Dame (2/8)
FT Attempts	15	Kentrell Gransberry vs. USF (1/29)
FT Percentage	1.000 (8-8)	Kyle Singler vs. Duke (11/21)
Rebounds	15	Kentrell Gransberry vs. USF (1/29)
Assists	8	Two players
Steals	6	Jeff Xavier vs. Providence (1/3)
Blocks	4	John Garcia vs. Seton Hall (2/12)
Turnovers	7	Two players

Marquette Men's Basketball Game Notes

Page 24



Marquette As an AP Ranked Team

Rk.	Last Time	All Time	Crean Era
1.	9 Notre Dame 65, MU 59 (2/26/78)	4-1	-
2.	MU 75, Xavier 53 (2/20/78)	57-6	-
3.	Miami (Ohio) 84, MU 81 (3/11/78) *	31-3	-
4.	MU 97, 11 UNLV 81	16-2	-
5.	MU 67, Wichita State 56 (1/2/78)	18-5	-
6.	MU 67, 11 Clemson 49 (12/27/76)	16-6	-
7.	MU 67, 5 N. Carolina 59 (3/28/77) *	19-4	-
8.	North Dakota St. 64, MU 60 (12/2/06)	18-5	2-1
9.	4 Cincinnati 63, MU 62 (2/20/02)	21-7	1-1
10.	West Virginia 79, MU 64 (1/6/08)	19-4	6-1
11.	MU 81, Wisconsin 76 (12/8/07)	17-5	4-2
12.	MU 77, Savannah St. 37 (12/27/07)	18-4	1-2
13.	UConn 89, MU 73 (1/18/08)	28-14	9-8
14.	MU 69, Providence 62 (2/3/07)	9-2	2-1
15.	MU 92, Notre Dame 66 (1/12/08)	9-4	4-2
16.	Notre Dame 86, MU 83 (2/8/08)	17-6	8-3
17.	MU 75, Cincinnati 60 (2/2/08)	19-1	5-1
18.	Michigan State 61, MU 49 (3/15/07)	13-3	5-2
19.	MU 77, Morgan St. 57 (12/22/06)	4-3	3-1
20.	MU 75, 12 Pittsburgh 71 (3/3/07)	13-8	2-0
21.	MU 79, DePaul (1/26/08)	6-2	3-0
22.	MU 101, Wis.-Milwaukee 51 (3/5/94)	8-3	-
23.	Charlotte 76, MU 68 (1/5/02)	2-3	2-1
24.	MU 77, 6 Pittsburgh 74 (1/21/07)	11-3	4-0
25.	MU 75, Louisville 71 (1/9/02)	5-1	1-0
Totals		397-105	61-26

Defensive Comparison (averages as of date of game)

	Points	Avg.	Diff.	FG Pct.	Avg.	Diff.
IUPUI	68	--	--	50.0	--	--
Utah Valley	55	--	--	36.4	--	--
@ Chaminade	74	61.5	+12.5	46.6	49.1	-2.5
vs. Oklahoma State	91	72.0	+19.0	52.6	48.2	+4.4
vs. 10/13 Duke	73	76.8	-3.8	45.6	49.3	-3.7
UW-Milwaukee	100	76.0	+24.0	54.1	48.6	+5.5
@ Wisconsin	81	80.0	+1.0	46.9	49.7	-2.8
Sacramento State	82	80.1	+1.9	51.9	49.3	+2.6
IPFW	80	80.4	-0.4	48.4	49.6	-1.2
Coppin State	89	80.3	+8.7	56.0	49.4	+6.6
Savannah State	77	81.2	-4.2	45.6	50.0	-4.4
Providence	96	80.8	+15.2	53.3	49.6	+3.7
@ West Virginia	64	82.1	-18.1	41.5	49.9	-8.4
Seton Hall	61	80.7	-19.1	32.8	49.3	-16.5
Notre Dame	92	79.3	+12.7	46.6	48.1	-1.5
@ Louisville	51	80.1	-29.1	30.4	48.0	-17.6
@ Connecticut	73	78.3	-5.3	40.0	46.9	-6.9
DePaul	79	78.0	+1.0	43.9	46.5	-2.6
USF	62	78.1	-16.1	38.8	46.3	-7.5
@ Cincinnati	75	77.2	-2.2	46.4	46.0	+0.4
Louisville	57	77.1	-20.1	32.0	46.0	-14.0
@ Notre Dame	83	76.1	+6.9	43.3	45.4	-2.1
@ Seton Hall	89	76.5	+12.5	42.3	45.4	-3.1
Pittsburgh	--	77.0	--	--	45.3	--
@ St. John's						
Rutgers						
@ Villanova						
Georgetown						
Florida Gulf Coast						
@ Syracuse						

Marquette Against AP Ranked Teams

Rk.	Last Time	All Time	Crean Era
1.	9 MU 83, Kentucky 69 (3/29/03) *	1-6	1-1
2.	MU 94, Connecticut 79 (1/3/06)	2-10	1-1
3.	Cincinnati 67, MU 49 (1/8/00)	0-9	0-1
4.	Villanova 72, MU 67 (2/4/06)	5-9	3-2
5.	Kansas 85, MU 61 (1/28/92)	3-11	0-1
6.	24 MU 77, Pitt 74 (1/21/07)	6-14	1-1
7.	MU 74, Cincinnati 72 (3/2/96)	5-6	-
8.	Cincinnati 85 21 MU 84 (3/9/96)	2-9	-
9.	13 MU 73, Duke 62 (11/21/06)	8-7	2-2
10.	Duke 77, MU 73 (11/21/07)	5-6	0-2
11.	Wisconsin 70, 17 MU 66 (12/9/06)	7-4	1-1
12.	20 MU 75, Pittsburgh 71 (3/3/07)	3-7	1-3
13.	Pittsburgh 89, 18 MU 79 (3/8/07)	3-3	0-1
14.	15 MU 68, Wake Forest 61 (2/9/03)	5-4	1-0
15.	Arizona 48, MU 43 (12/18/04)	3-2	0-1
16.	West Virginia 104, MU 85 (1/14/06)	2-3	0-2
17.	MU 57, Georgetown 51 (2/16/06)	5-3	1-0
18.	MU 60, UAB 58 (1/19/94)	3-2	0-0
19.	MU 80, Wisconsin 65 (12/31/94)	5-3	-
20.	MU 50, Indiana 49 (11/23/01)	4-4	1-0
21.	MU 81, 21 West Virginia 63 (1/13/07)	4-1	2-0
22.	Notre Dame 86, 16 MU 83 (2/20/08)	2-3	1-3
23.	Georgetown 62, MU 59 (3/9/06)	3-3	0-1
24.	MU 73, Connecticut 69 (1/10/07)	2-2	2-2
25.	MU 81, Louisville 80 (3/6/04)	2-1	2-1
Totals		90-132	18-25

Specialty Stats by Game (Bold denotes season high; formatted as MU/OPP)

	Paint	Off TO	2nd Ch.	Fast Brk.	Bench
IUPUI	32/16	17/14	6/6	13/5	26/1
Utah Valley	36/20	15/12	12/7	10/8	23/13
@ Chaminade	50/34	24/6	10/19	30/2	16/15
vs. Oklahoma State	30/34	30/15	22/15	21/6	32/24
vs. 10/13 Duke	32/34	17/11	12/8	14/6	22/10
UW-Milwaukee	54/22	19/7	10/0	31/13	27/32
@ Wisconsin	44/30	22/15	26/18	6/2	18/16
Sacramento State	46/30	21/20	17/12	15/13	32/17
IPFW	48/32	21/14	6/9	24/14	25/20
Coppin State	38/20	25/15	18/14	17/4	19/29
Savannah State	26/22	19/9	22/9	23/8	35/19
Providence	42/28	31/15	26/8	19/18	36/17
@ West Virginia	20/16	12/15	6/15	2/0	15/16
Seton Hall	20/26	15/6	9/6	12/6	22/9
Notre Dame	38/34	29/10	17/19	20/2	26/12
@ Louisville	30/30	18/15	7/11	10/4	12/27
@ Connecticut	30/24	11/12	11/9	15/9	19/23
DePaul	44/36	17/12	11/18	27/26	19/19
USF	24/24	20/7	15/16	5/4	9/11
@ Cincinnati	40/18	15/8	6/9	6/2	24/20
Louisville	16/24	8/9	4/11	8/4	18/14
@ Notre Dame	40/24	18/10	17/13	6/7	23/27
@ Seton Hall	32/20	33/14	25/4	20/9	21/11
Pittsburgh					
@ St. John's					
Rutgers					
@ Villanova					
Georgetown					
Florida Gulf Coast					
@ Syracuse					

* denotes NCAA Tournament game

When MU is higher	14-3	17-3	10-3	17-5	13-2
When Opp. is higher	2-2	0-3	6-3	0-1	3-4
When teams are tied	1-1	0-0	1-0	0-0	1-0

Marquette Men's Basketball Game Notes



0



scott|CHRISTOPHERSON

Freshman | Guard | 6-3 | 200 | LaCrosse, Wis. | Aquinas HS

2007-08: Went 1-of-2 from 3-point range with three points, one assist and one steal in exhibition vs. Northern State (11/4) ... Missed first five games of the regular season after undergoing arthroscopic surgery to his right knee to repair a pre-existing injury to his meniscus ... Played seven minutes and scored two points with three rebounds in first career game vs. UW-Milwaukee (11/30) ... First collegiate basket was a jumper in the lane with 9:38 remaining in second half to give MU a 74-58 lead over Milwaukee ... Played three minutes and recorded one rebound vs. Wisconsin (12/8) ... Netted first 3-pointer of MU career in three attempts from beyond the arc vs. Sacramento State (12/15) ... Grabbed two rebounds in seven minutes of action vs. IPFW (12/17) ... Scored three points, playing a season-high 14 minutes vs. Coppin St. (12/21) ... Netted a career-high six points on 2-of-3 shooting from the perimeter and garnered one steal vs.

Savannah State (12/29) ... Recorded first career assist in BIG EAST opener vs. Providence (1/3) ... Saw action in the first half for the first time since BIG EAST play began and, in his only attempt from the field, knocked down a three-pointer vs. Cincinnati (2/2), part of a key 15-2 run ... Was perfect on his first two career free throw attempts and dished out one assist vs. Louisville (2/4) ...

2007-08 Statistics

	min	fg-a	3fg-a	ft-a	reb	ast	to	bk	st	pf	pts
IUPUI					DNP						
Utah Valley					DNP						
at Chaminade					DNP						
vs. Okla. St.					DNP						
vs. 10/13 Duke					DNP						
UWM	7	1-2	0-1	0-0	3	0	0	0	0	3	2
at RV/23 Wisconsin	3	0-0	0-0	0-0	1	0	0	0	0	2	0
Sacramento St.	7	1-3	1-3	0-0	1	0	0	0	0	1	3
IPFW	7	0-1	0-1	0-0	2	0	0	0	0	0	0
Coppin St.	14	1-4	1-3	0-0	2	0	1	0	1	1	3
Savannah St.	10	2-3	2-3	0-0	0	0	0	0	1	1	6
Providence	3	0-0	0-0	0-0	0	1	0	0	0	0	0
at WVU	1	0-0	0-0	0-0	0	0	0	0	0	1	0
Seton Hall					DNP						
Notre Dame	3	1-1	1-1	0-0	0	0	0	0	0	0	3
at Louisville					DNP						
at Connecticut	1	0-0	0-0	0-0	0	0	0	0	0	0	0
DePaul	1	0-0	0-0	0-0	0	0	0	0	0	0	0
USF					DNP						
at Cincinnati	5	1-1	1-1	0-0	0	1	3	0	0	0	0
Louisville	6	0-1	0-1	2-2	1	1	0	0	0	1	2
at Notre Dame					DNP						
at Seton Hall	2	0-0	0-0	0-0	0	0	0	0	0	2	0
Pittsburgh											
at St. John's											
Rutgers											
at Villanova											
Georgetown											
Florida Gulf Coast											
at Syracuse											
BIG EAST Tourney											

Season & Career Highs

Points	
Season	6, vs. Savannah St. (12/29)
Career	6, vs. Savannah St. (12/29/07)
Rebounds	
Season	3, vs. UWM (11/30)
Career	3, vs. UWM (11/30/07)
Assists	
Season	1, Twice
Career	1, Twice
Steals	
Season	1, Twice
Career	1, Twice
Blocked Shots	
Season	--
Career	--
Field Goals	
Season	2, vs. Savannah St. (12/29)
Career	2, vs. Savannah St. (12/29/07)
Field Goal Attempts	
Season	4, vs. Coppin St. (12/21)
Career	4, vs. Coppin St. (12/21/07)
Free Throws	
Season	2, vs. Louisville (2/4)
Career	2, vs. Louisville (2/4/08)
Free Throw Attempts	
Season	2, vs. Louisville (2/4)
Career	2, vs. Louisville 2/4/08)
3-Point Field Goals	
Season	2, vs. Savannah St. (12/29)
Career	2, vs. Savannah St. (12/29/07)
3-Point Field Goal Attempts	
Season	3, Three times
Career	3, Three times

Christopherson's Career Stats

Year	GP	GS	Min	Avg	FG-FGA	Pct	3FG-FGA	Pct	FT-FTA	Pct	Off	Def	Tot	Avg	PF	FO	Ast	TO	Blk	Stl	Pts	Avg
2007-08	14	0	70	5.0	7-16	43.8	6-14	42.9	2-2	1.000	0	10	10	0.7	13	0	2	2	0	2	22	1.6

Marquette Men's Basketball Game Notes



1



dominic JAMES

Junior | Guard | 5-11 | 185 | Richmond, Ind. | Richmond HS

2007-08: One of four MU players to score in double figures with 12 points in season-opening win vs. IUPUI (11/10) ... Had team-high four steals and went 6-of-7 from free throw line ... Became 38th player all-time at MU and first since Steve Novak in 2005-06 to reach 1,000 career points with first basket in second half vs. Utah Valley (11/12) and led MU with 13 points ... Totaled 11 points and three assists vs. Chaminade (11/19) ... Scored 18 points, including 12 in the first half, and tied a career-high in 3FG on 4-for-6 shooting from the perimeter, including five assists vs. Oklahoma State (11/20) ... Was 4-of-6 from free throw line, scored 12 points and had a season-high six rebounds vs. Duke (11/21) ... Named to Maui Invitational All-Tournament team ... Scored a season-high 22 points on 10-of-15 shoot-

ing and also matched season highs with four steals and five assists vs. UW-Milwaukee (11/30) ... Dished out six assists, scored game-high 20 points and drained 100th 3-pointer of his career vs. Wisconsin (12/8) ... Named BIG EAST Player of the Week for third time in his career (12/10) ... Held to eight points and two rebounds, but his four assists tied a team-high vs. Sacramento State (12/15) ... Scored a game-high 17 points while shooting 7-of-13 from the field and matched a season-high with six assists vs. IPFW (12/17) ... Tallied a season-high eight assists while matching teammate Jerel McNeal with a game-high 18 points vs. Coppin St. (12/21) ... Matched a game-high with 12 points and had three assists and one steal vs. Savannah State (12/29) ... Scored a game-high 21 points and dished out six assists vs. Providence (1/3) ... Played a season-high 35 minutes and scored 10 points vs. West Virginia (1/6) ... Scored 13 points and had five rebounds vs. Seton Hall (1/8) ... Notched 13 of his 16 points in the second half vs. Notre Dame (1/12) and finished with a game-high seven assists and four steals ... Posted a team-high 19 points on 7-of-11 shooting from field vs. DePaul (1/26) ... Named as a Finalist for the Cousy Award ... Missed first start of career vs. Louisville (2/4), but contributed eight points and four rebounds coming off the bench ... Scored a game-high and season-high 23 points on 10-of-16 shooting from the field, including a trio of 3-pointers vs. Notre Dame (2/8) ... Picked up three steals and a blocked shot while scoring nine points at Seton Hall (2/12) ...

2007-08 Statistics

	min	fg-a	3fg-a	ft-a	reb	ast	to	bk	st	pf	pts
IUPUI*	31	3-7	0-3	6-7	1	3	2	1	4	2	12
Utah Valley*	31	4-11	2-4	3-4	0	1	0	0	2	2	13
at Chaminade*	28	4-12	0-4	3-4	0	2	0	0	3	1	11
vs. Okla. St.*	27	5-11	4-6	4-4	1	5	4	1	2	1	18
vs. 10/13Duke*	27	4-16	0-3	4-6	6	3	2	0	1	4	12
UWM*	29	10-15	2-5	0-0	4	5	2	0	4	1	22
at RV/23 Wisconsin*	34	7-15	1-4	5-8	5	6	3	0	2	3	20
Sacramento St.*	27	3-11	1-4	1-2	2	4	3	0	1	2	8
IPFW*	29	7-13	2-2	1-4	3	6	4	0	2	1	17
Coppin St.*	31	6-10	3-6	3-4	4	8	4	0	3	0	18
Savannah St.*	28	4-12	1-3	3-5	3	3	2	0	1	1	12
Providence*	28	6-11	4-6	5-6	3	6	0	0	1	2	21
at WVU*	35	4-12	2-6	0-0	5	0	0	0	1	3	10
Seton Hall*	29	4-12	1-5	4-6	5	3	3	1	1	2	13
Notre Dame*	24	6-15	3-6	1-1	3	7	3	0	4	2	16
at Louisville*	29	1-5	0-3	1-2	5	1	0	0	1	2	3
at Connecticut*	29	4-10	0-1	1-3	2	3	1	0	0	4	9
DePaul*	30	7-11	1-2	4-5	2	3	3	0	1	3	19
USF*	19	1-7	0-2	1-6	0	4	0	0	1	1	3
at Cincinnati*	34	2-9	0-5	4-6	4	4	3	0	0	4	8
Louisville*	18	3-9	1-5	1-2	4	0	3	0	0	4	8
at Notre Dame*	32	10-16	3-6	0-0	1	6	1	1	1	1	23
at Seton Hall*	32	2-9	1-4	4-7	2	6	2	1	3	4	9
Pittsburgh											
at St. John's											
Rutgers											
at Villanova											
Georgetown											
Florida Gulf Coast											
at Syracuse											
BIG EAST Tourney											

Season & Career Highs

Points	
Season	23, vs. Notre Dame (2/8)
Career	29, at DePaul (1/17/06)
Rebounds	
Season	6, vs. Duke (11/21)
Career	11, at Louisville (3/1/06)
Assists	
Season	8, vs. Coppin St. (12/21)
Career	10, vs. Pittsburgh (3/3/07)
Steals	
Season	4, Three times
Career	5, Three times
Blocked Shots	
Season	1, Four times
Career	1, 17 times
Field Goals	
Season	10, Twice
Career	11, at DePaul (1/17/06)
Field Goal Attempts	
Season	16, Twice
Career	21, at Nebraska (11/30/05)
Free Throws	
Season	6, vs. IUPUI (11/10)
Career	11, at Valparaiso (11/27/06)
Free Throw Attempts	
Season	8, vs. Wisconsin (12/8)
Career	13, at Valparaiso (11/27/06)
3-Point Field Goals	
Season	4, vs. Oklahoma St. (11/20)
Career	4, Five times
3-Point Field Goal Attempts	
Season	6, six times
Career	14, at Nebraska (11/30/05)

James' Career Stats


Year	GP	GS	Min	Avg	FG-FGA	Pct	3FG-FGA	Pct	FT-FTA	Pct	Off	Def	Tot	Avg	PF	FO	Ast	TO	Blk	Stl	Pts	Avg
2005-06	31	31	1,006	32.5	174-404	43.1	41-136	30.1	84-131	64.1	24	116	140	4.5	74	2	167	87	12	50	473	15.3
2006-07	34	34	1,130	33.2	171-445	38.4	50-184	27.2	114-175	65.1	20	84	104	3.1	72	0	167	89	5	64	506	14.9
2007-08	23	22	661	28.7	107-259	41.3	32-95	33.7	59-92	64.1	22	38	60	2.6	50	0	94	45	5	39	305	13.3
TOTAL	88	87	2,797	31.8	452-1108	40.8	123-415	29.6	257-398	64.6	66	238	304	3.5	196	2	428	221	22	153	1,284	14.6

Marquette Men's Basketball Game Notes

Page 27



2



maurice|ACKER

Sophomore | Guard | 5-8 | 165 | Hazelcrest, Ill. | Hillcrest HS/Ball State

2007-08: Played 12 minutes in season opener vs. IUPUI (11/10), making his MU debut ... First basket as a Golden Eagle was a three-pointer to give MU a 23-17 first-half lead over IUPUI ... Played nine minutes vs. Utah Valley (11/12), tallying two assists, one steal and a rebound ... Recorded one rebound and one assist in eight minutes vs. Chaminade (11/19) ... Scored a season-high seven points on 3-of-6 shooting and recorded two assists and two rebounds vs. Oklahoma State (11/20) ... Had three assists and a season-high two steals while scoring five points in 14 minutes vs. Duke (11/21) ... Added five points and two assists vs. UW-Milwaukee (11/30) ... Contributed six points on 2-of-3 shooting, including a pair of 3-pointers, in addition to two assists and two steals in 12 minutes vs. Wisconsin (12/8) ... Tallied a season-high 10 points with three field goals, including a 3-pointer, in 17 minutes of action vs. Sacramento State (12/15) ...

Played season-high 21 minutes vs. IPFW (12/17) and collected a season-best four rebounds and three steals ... Posted seven points and a season-high four assists vs. Coppin St. (12/21) ... Scored five points and recorded a pair of steals in 12 minutes vs. Savannah State (12/29) ... Shot 2-of-2 from outside the arc and scored eight points vs. Providence (1/3) ... Netted both attempts from the foul line and finished with two assists in 12 minutes vs. West Virginia (1/6) ... Played a season-high 28 minutes before fouling out vs. Seton Hall (1/8), and posted a game-high and season-best six assists ... Led all reserves with five assists vs. Notre Dame (1/12) ... Led all MU reserves with six points vs. Louisville (1/17) ... Scored all nine points in second half and dished out five assists without a turnover vs. Connecticut (1/20) ... Made first start as a Golden Eagle vs. Louisville (2/4) and scored eight points with a team-high four assists ... Shot 2-of-4 from the field and scored four points in eight minutes at Seton Hall (2/12) ...

2007-08 Statistics

	min	fg-a	3fg-a	ft-a	reb	ast	to	bk	st	pf	pts
IUPUI	12	1-2	1-2	0-1	1	1	1	0	0	1	3
Utah Valley	9	0-1	0-1	0-0	1	2	2	0	1	2	0
at Chaminade	8	0-2	0-2	0-0	1	1	1	0	0	1	0
vs. Okla. St.	16	3-6	1-2	0-0	2	2	2	0	0	3	7
vs. 10/13 Duke	14	2-3	1-1	0-0	1	3	2	0	2	1	5
UWM	13	1-6	0-3	3-4	1	2	1	0	0	1	5
at RV/23 Wisconsin	12	2-3	2-2	0-0	0	2	1	0	2	1	6
Sacramento St.	17	3-6	1-2	3-6	0	2	0	0	1	2	10
IPFW	21	3-7	1-3	0-0	4	2	2	0	3	3	7
Coppin St.	18	3-5	1-3	0-0	1	4	1	0	1	2	7
Savannah St.	12	2-4	1-1	0-0	1	2	0	1	2	0	5
Providence	11	3-4	2-2	0-0	2	0	2	0	1	4	8
at WVU	12	0-2	0-2	2-2	0	2	1	0	0	2	2
Seton Hall	28	1-5	1-3	2-2	3	6	1	1	1	5	5
Notre Dame	14	1-4	0-2	0-0	1	5	2	0	1	3	2
at Louisville	18	2-7	0-3	2-2	1	0	1	0	2	0	6
at Connecticut	18	3-7	2-3	1-2	0	5	0	0	0	3	9
DePaul	17	1-2	1-2	0-0	2	2	1	0	1	0	3
USF	22	0-3	0-1	2-2	1	1	0	0	1	2	2
at Cincinnati	11	0-0	0-0	2-2	0	2	1	0	1	1	2
Louisville*	22	2-5	2-4	2-2	3	4	0	0	1	2	8
at Notre Dame	2	0-0	0-0	0-0	0	0	0	0	0	0	0
at Seton Hall	8	2-4	0-1	0-0	0	0	2	0	0	2	4
Pittsburgh											
at St. John's											
Rutgers											
at Villanova											
Georgetown											
Florida Gulf Coast											
at Syracuse											
BIG EAST Tourney											

Season & Career Highs

Points	
Season	10, vs. Sacramento St. (12/15)
Career	10, vs. Sacramento St. (12/15/07)
Rebounds	
Season	4, vs. IPFW (12/17)
Career	4, vs. IPFW (12/17/07)
Assists	
Season	6, vs. Seton Hall (1/8)
Career	6, vs. Seton Hall (1/8/08)
Steals	
Season	3, vs. IPFW (12/17)
Career	3, vs. IPFW (12/17/07)
Blocked Shots	
Season	1, vs. Seton Hall (1/8)
Career	1, vs. Seton Hall (1/8/08)
Field Goals	
Season	3, Six times
Career	3, Six times
Field Goal Attempts	
Season	7, Three times
Career	7, Three times
Free Throws	
Season	3, Twice
Career	3, Twice
Free Throw Attempts	
Season	6, vs. Sacramento St. (12/15)
Career	6, vs. Sacramento St. (12/15/07)
3-Point Field Goals	
Season	2, Four times
Career	2, Four times
3-Point Field Goal Attempts	
Season	4, vs. Louisville (2/4)
Career	4, vs. Louisville (2/4/08)

Acker's Career Stats

Year	GP	GS	Min	Avg	FG-FGA	Pct	3FG-FGA	Pct	FT-FTA	Pct	Off	Def	Tot	Avg	PF	FO	Ast	TO	Blk	Stl	Pts	Avg
2007-08	23	1	335	14.6	35-88	39.8	17-45	37.8	19-25	76.0	4	21	25	1.1	41	1	49	26	1	21	106	4.6

Marquette Men's Basketball Game Notes

Page 28



4



patrick HAZEL

Freshman | Forward | 6-7 | 220 | Queens, N.Y. | Blair Academy

2007-08: Did not play in first three games of regular season ... Pulled down three rebounds in six minutes of action in exhibition vs. Northern State (11/4) ... Grabbed three rebounds in four minutes in collegiate debut vs. Oklahoma State (11/20) ... Recorded his first career basket and blocked shot vs. UW-Milwaukee (11/30) ... Tallied one defensive rebound in three minutes of action vs. Sacramento State (12/15) ... Went 1-of-1 from the field and 1-of-1 from the foul line to score three points in addition to collecting a defensive rebound vs. IPFW (12/17) ... Recorded a career-high two blocked shots in just seven minutes on the floor vs. Coppin St. (12/21) ... Grabbed one defensive rebound in six minutes vs. Savannah State (12/29) ... Made only shot attempt from the field vs. Providence (1/3) ... Played three minutes at Seton Hall (2/12) and was credited with three defensive rebounds and an assist ...

2007-08 Statistics

	min	fg-a	3fg-a	ft-a	reb	ast	to	bk	st	pf	pts
IUPUI					DNP						
Utah Valley					DNP						
at Chaminade					DNP						
vs. Okla. St.	4	0-0	0-0	0-0	3	0	0	0	0	0	0
vs. 13/10 Duke					DNP						
UWM	9	1-1	0-0	0-0	2	0	0	1	0	1	2
at RV/23 Wisconsin					DNP						
Sacramento St.	3	0-0	0-0	0-0	1	0	0	0	0	0	0
IPFW	3	1-1	0-0	1-1	1	0	0	0	0	0	3
Coppin St.	7	0-0	0-0	0-0	2	0	0	2	0	1	0
Savannah St.	6	0-0	0-0	0-1	1	0	0	0	0	1	0
Providence	2	1-1	0-0	0-0	0	0	1	0	0	1	2
at WVU					DNP						
Seton Hall					DNP						
Notre Dame	3	0-1	0-0	0-0	0	0	0	0	0	0	0
at Louisville					DNP						
at Connecticut	2	0-0	0-0	0-0	0	0	0	0	0	0	0
DePaul					DNP						
USF					DNP						
at Cincinnati					DNP						
Louisville					DNP						
at Notre Dame					DNP						
at Seton Hall	3	0-0	0-0	0-0	3	1	0	0	0	1	0
Pittsburgh											
at St. John's											
Rutgers											
at Villanova											
Georgetown											
Florida Gulf Coast											
at Syracuse											
BIG EAST Tourney											

Season & Career Highs

Points

Season 3, vs. IPFW (12/17)

Career 3, vs. IPFW (12/17/07)

Rebounds

Season 3, Twice

Career 3, Twice

Assists

Season 1, vs. Seton Hall (2/12)

Career 1, vs. Seton Hall (2/12/08)

Steals

Season --

Career --

Blocked Shots

Season 2, vs. Coppin St. (12/21)

Career 2, vs. Coppin St. (12/21/07)

Field Goals

Season 1, Three times

Career 1, Three times

Field Goal Attempts

Season 1, Four times

Career 1, Four times

Free Throws

Season 1, vs. IPFW (12/17)

Career 1, vs. IPFW (12/17/07)

Free Throw Attempts

Season 1, Twice

Career 1, Twice

3-Point Field Goals

Season --

Career --

3-Point Field Goal Attempts

Season --

Career --


Hazel's Career Stats

Year	GP	GS	Min	Avg	FG-FGA	Pct	3FG-FGA	Pct	FT-FTA	Pct	Off	Def	Tot	Avg	PF	FO	Ast	TO	Blk	Stl	Pts	Avg
2007-08	10	0	42	4.2	3-4	75.0	0-0	00.0	1-2	50.0	0	13	13	1.3	5	0	1	1	3	0	7	0.7

Marquette Men's Basketball Game Notes



5



dan | FITZGERALD

Senior | Forward | 6-9 | 220 | St. Paul, Minn. | St. Thomas HS/Tulane

2007-08: Scored six points and had two rebounds, one assist and one steal in 19 minutes vs. IUPUI (11/10) in season opener ... Recorded a season-high five rebounds and tallied two points and two assists in 18 minutes vs. Utah Valley (11/12) ... Came off bench and saw 15 minutes of action in first game of Maui Invitational vs. Chaminade (11/19) ... Tallied 10 points and went 3-of-4 from beyond 3-point arc vs. Oklahoma State (11/20) ... Connected on a pair of 3-pointers in as many attempts to lead all bench players in scoring with six points vs. Duke (11/21), along with teammate David Cubillan ... Shooting 83.3 percent (5-of-6) from beyond the arc in his last three games played ... Missed five games due to a wrist injury ... Led all reserves with a season-high 11 points, including 3-of-5 shooting from beyond the arc, and

tallied four rebounds and matched a career-high with four steals in first game back vs. Savannah State (12/29) ... Scored three points in 13 minutes vs. Providence (1/3) in BIG EAST opener ... Tallied a season-high 12 points and 3-pointers vs. Seton Hall (1/8), including a 3-pointer with nine seconds remaining to help seal the win ... Went a perfect 2-of-2 from the foul line and posted two rebounds in 12 minutes vs. Louisville ... Drained a trio of 3-pointers and scored nine points before fouling out vs. Connecticut (1/20), making his third start of the season and first since Utah Valley (11/12) ... Garnered a game-high three steals and recorded six points and three rebounds vs. Notre Dame (2/8) ... Knocked down a three-pointer in the first half and secured four rebounds at Seton Hall (2/12) ...

Season & Career Highs

Points	
Season	12, vs. Seton Hall (1/8)
Career	20, Twice
Rebounds	
Season	5, vs. Utah Valley (11/12)
Career	8, vs. Rice (11/18/05)
Assists	
Season	2, vs. Utah Valley (11/12)
Career	8, vs. Rice (11/18/05)
Steals	
Season	4, vs. Savannah St. (12/29)
Career	4, Twice
Blocked Shots	
Season	—
Career	2, vs. Pittsburgh (1/28/06)
Field Goals	
Season	4, vs. Seton Hall (1/8)
Career	6, Three times
Field Goal Attempts	
Season	9, vs. Seton Hall (1/8)
Career	10, Twice
Free Throws	
Season	2, Three times
Career	5, vs. Oral Roberts (11/25/05)
Free Throw Attempts	
Season	2, Four times
Career	6, vs. Oral Roberts (11/25/05)
3-Point Field Goals	
Season	4, vs. Seton Hall (1/8)
Career	6, vs. DePaul (1/25/06)
3-Point Field Goal Attempts	
Season	9, vs. Seton Hall (1/8)
Career	10, Twice

2007-08 Statistics

	min	fg-a	3fg-a	ft-a	reb	ast	to	bk	st	pf	pts
IUPUI*	19	2-5	2-5	0-0	2	1	1	0	1	2	6
Utah Valley*	18	1-4	1-4	2-2	5	2	0	0	0	0	5
at Chaminade	15	0-0	0-0	0-0	1	0	1	0	0	3	0
vs. Okla. St.	10	3-4	3-4	1-2	3	0	0	0	1	2	10
vs. 10/13 Duke	15	2-2	2-2	0-0	0	0	0	0	0	4	6
UWM						DNP					
at RV/23 Wisconsin						DNP					
Sacramento St.						DNP					
IPFW						DNP					
Coppin St.						DNP					
Savannah St.	16	3-5	3-5	2-2	4	1	1	0	4	1	11
Providence	13	1-4	1-4	0-0	1	0	0	0	1	3	3
at WVU	16	1-3	0-0	0-0	1	0	0	0	0	2	2
Seton Hall	18	4-9	4-9	0-0	0	0	1	0	1	2	12
Notre Dame	15	0-1	0-1	0-0	2	1	0	0	1	1	0
at Louisville	12	0-2	0-1	2-2	2	0	0	0	0	1	2
at Connecticut*	18	3-6	3-6	0-0	3	2	2	0	5	9	9
DePaul*	21	1-6	0-4	0-0	4	1	0	0	1	2	2
USF	10	1-3	0-1	0-0	1	0	0	0	1	2	2
at Cincinnati	7	0-3	0-3	0-0	2	0	0	0	0	0	0
Louisville	5	0-0	0-0	0-0	0	0	1	0	0	2	0
at Notre Dame	12	2-3	1-2	1-1	3	0	0	0	3	3	6
at Seton Hall	12	1-2	1-2	0-0	4	0	1	0	0	4	3
Pittsburgh											
at St. John's											
Rutgers											
at Villanova											
Georgetown											
Florida Gulf Coast											
at Syracuse											
BIG EAST Tourney											

Fitzgerald's Career Stats

Year	GP	GS	Min	Avg	FG-FGA	Pct	3FG-FGA	Pct	FT-FTA	Pct	Off	Def	Tot	Avg	PF	FO	Ast	TO	Blk	Stl	Pts	Avg
2005-06	31	2	617	19.9	56-117	47.9	30-74	40.5	21-29	72.4	24	51	75	2.4	78	4	51	57	6	20	163	5.3
2006-07	34	11	738	21.7	84-174	48.3	52-123	42.3	32-42	76.2	46	86	132	3.9	98	6	24	35	4	15	252	7.4
2007-08	18	4	252	14.0	25-62	40.3	21-53	39.6	8-9	88.9	18	20	38	2.1	40	1	6	8	0	14	79	4.4
TOTAL	83	17	1,607	19.4	165-353	46.7	103-250	41.2	61-80	76.3	88	157	245	3.0	216	11	81	100	10	49	494	6.0

Marquette Men's Basketball Game Notes

Page 30



10



david|CUBILLAN

Sophomore | Guard | 6-0 | 175 | Maracaibo, Venezuela | St. Benedict's Prep

2007-08: Played 23 minutes and scored nine points off the bench in season opener vs. IUPUI (11/10) ... Combined with Lazar Hayward to score all of MU's 23 bench points vs. Utah Valley (11/12), with 12 points on 4-of-8 shooting and a pair of 3-pointers ... Tied career-high with three steals and scored 11 points, all in the first half, in 24 minutes vs. Chaminade (11/19) ... Contributed 10 points on 4-of-5 shooting from field, including 2-of-2 from perimeter vs. Oklahoma State (11/20) ... Shot 2-for-4 from perimeter and contributed six points, two assists and one steal vs. Duke (11/21) ... Matched a season-high with 12 points on 5-of-9 shooting from field and dished out a career-high six assists in addition to four rebounds in season-high 26 minutes vs. UW-Milwaukee (11/30) ... Held to three points on just 1-of-5 shooting vs. Wisconsin ... Scored five points and

recorded three assists, two steals, and first block of the season vs. Sacramento State (12/15) ... Shot 4-of-9 from the field, including 3-of-8 from the perimeter, matching a career-high for attempts and establishing a career-high for 3-pointers made while scoring 11 points vs. IPFW (12/17) ... Did not play vs. Coppin St. (12/21) due to injury (ankle) ... Scored five points in 14 minutes vs. Savannah State (12/29) ... Picked up two steals in BIG EAST opener vs. Providence (1/3) ... Scored five points, including a 3-pointer in the first half to give MU its first lead of the game, 28-27, in a loss at West Virginia (1/6) ... Scored in double figures for the first time since returning from an ankle injury with 11 points to lead all reserves vs. Notre Dame (1/12), including three 3-pointers to match a season-high ... Recorded eight points on 3-of-3 shooting, including a pair of 3-pointers vs. Connecticut (1/20) ... Matched a career-high with three steals, in addition to a game-high five assists while leading MU reserves with nine points vs. DePaul (1/26) ... Dropped in 11 points on 4-of-8 shooting, including a trio of 3-pointers vs. Notre Dame (2/8) ... Converted on all four attempts from the free throw line and went 2-of-4 from 3-point range, adding 10 points in the win at Seton Hall (2/12) ...

Season & Career Highs

Points

Season	12, Twice
Career	20, vs. Pittsburgh (3/3/07)

Rebounds

Season	4, vs. UWM (11/30)
Career	5, Twice

Assists

Season	6, vs. UWM (11/30)
Career	6, vs. UWM (11/30/07)

Steals

Season	3, Twice
Career	3, Three times

Blocked Shots

Season	1, Three times
Career	2, vs. Hillsdale (11/10/06)

Field Goals

Season	5, vs. UWM (11/30)
Career	5, Twice

Field Goal Attempts

Season	9, Three times
Career	9, Three times

Free Throws

Season	4, vs. Seton Hall (2/12)
Career	8, vs. Pittsburgh (3/3/07)

Free Throw Attempts

Season	5, vs. Sacramento St. (12/15)
Career	8, vs. Pittsburgh (3/3/07)

3-Point Field Goals

Season	3, Three times
Career	4, Twice

3-Point Field Goal Attempts

Season	8, Twice
Career	8, Three times

2007-08 Statistics

	min	fg-a	3fg-a	ft-a	reb	ast	to	bk	st	pf	pts
IUPUI	23	3-9	2-8	1-1	1	3	1	0	0	2	9
Utah Valley	19	4-8	2-6	2-2	1	2	0	0	2	0	12
at Chaminade	24	3-8	2-6	3-3	1	2	1	0	3	0	11
vs. Okla. St.	23	4-5	2-2	0-0	2	1	2	0	0	0	10
vs. 10/13 Duke	21	2-4	2-4	0-0	1	2	0	0	1	2	6
UWM	26	5-9	2-6	0-0	4	6	1	0	0	1	12
at RV/23 Wisconsin	20	1-5	1-4	0-0	1	2	0	0	0	1	3
Sacramento St.	23	1-4	0-2	3-5	2	3	1	1	2	1	5
IPFW	18	4-9	3-8	0-0	3	1	3	0	0	1	11
Coppin St.						DNP					
Savannah St.	14	2-4	1-2	0-0	1	2	1	0	0	0	5
Providence	22	1-4	0-3	0-0	1	1	0	0	2	1	2
at WVU	20	2-6	1-4	0-0	2	2	2	0	0	4	5
Seton Hall	10	1-4	1-4	0-0	0	0	0	0	0	1	3
Notre Dame	15	4-7	3-5	0-0	2	2	1	0	1	0	11
at Louisville	14	0-1	0-1	0-1	0	0	0	0	0	3	0
at Connecticut	16	3-3	2-2	0-0	2	1	1	0	1	1	8
DePaul	26	3-6	2-4	1-1	3	5	1	1	3	1	9
USF	21	1-3	1-2	0-0	1	2	2	0	1	2	3
at Cincinnati	7	0-2	0-2	0-0	0	0	0	0	0	1	0
Louisville	19	0-3	0-3	0-0	2	2	0	1	0	1	0
at Notre Dame	20	4-8	3-6	0-0	0	1	0	0	0	2	11
at Seton Hall	20	2-8	2-4	4-4	1	0	0	0	1	1	10
Pittsburgh											
at St. John's											
Rutgers											
at Villanova											
Georgetown											
Florida Gulf Coast											
at Syracuse											
BIG EAST Tourney											

Cubillan's Career Stats

Year	GP	GS	Min	Avg	FG-FGA	Pct	3FG-FGA	Pct	FT-FTA	Pct	Off	Def	Tot	Avg	PF	FO	Ast	TO	Blk	Stl	Pts	Avg
2006-07	34	1	721	21.2	55-145	37.9	48-113	42.5	29-38	76.3	11	53	64	1.9	48	0	55	25	3	22	187	5.5
2007-08	22	0	421	19.1	50-120	41.7	32-88	36.4	14-17	82.4	11	20	31	1.4	25	0	40	17	3	18	146	6.6
TOTAL	56	1	1,142	20.4	105-266	39.5	80-201	39.8	43-55	78.2	22	73	95	1.7	73	0	95	42	6	50	333	5.9

Marquette Men's Basketball Game Notes



12



dwight|BURKE

Junior | Forward | 6-8 | 250 | Brooklyn, N.Y. | St. Benedict's Prep

2007-08: Earned first-career start in season opening win vs. IUPUI (11/10) and contributed two points in 16 minutes ... Scored career-high 12 points, including 10 in the first half, and tallied eight rebounds while shooting 5-of-6 from the field vs. Utah Valley (11/12) ... Shot 2-of-3 with four points and four rebounds in 12 minutes vs. Chaminade (11/19) ... Established a career-high with three steals and recorded one blocked shot in 18 minutes vs. Oklahoma State (11/20) ... Played 11 minutes vs. Duke (11/21) and scored two points with two rebounds ... Contributed seven points, netting all three of his field goal attempts, and grabbed three rebounds vs. UW-Milwaukee (11/30/07) ... Shot 4-of-5 from the field and 4-for-5 from the charity stripe to match career-highs with 12 points and two blocks, including a career-high nine rebounds vs. Wisconsin (12/8) ... Tied a career mark

with three steals while posting five points, five rebounds and one block vs. Sacramento State (12/15) ... Tallied two points and two rebounds in 12 minutes vs. IPFW (12/17) ... Played eight minutes vs. Coppin St. (12/21), collecting two rebounds, a blocked shot and a pair of free throws ... Recorded five rebounds, including two offensive boards vs. Savannah State (12/29) ... Recorded one block and a pair of rebounds vs. Providence (1/3) ... Grabbed three rebounds and recorded one assist vs. West Virginia (1/6) ... Matched a career-high with two assists and grabbed four rebounds, all on the offensive glass vs. Notre Dame (1/12) ... Registered five points and four rebounds, including three offensive boards, vs. USF (1/29) ... Grabbed three rebounds and was 1-of-1 shooting from the field in four minutes of action at Seton Hall (2/12) ...

Season & Career Highs

Points

Season 12, Twice

Career 12, Twice

Rebounds

Season 9, vs. Wisconsin (12/8)

Career 9, vs. Wisconsin (12/8/07)

Assists

Season 2, vs. Notre Dame (1/12)

Career 2, Twice

Steals

Season 3, Twice

Career 3, Twice

Blocked Shots

Season 2, vs. Wisconsin (12/8)

Career 2, Four times

Field Goals

Season 5, vs. Utah Valley (11/12)

Career 5, vs. Utah Valley (11/12/07)

Field Goal Attempts

Season 6, vs. Utah Valley (11/12)

Career 6, vs. Utah Valley (11/12/07)

Free Throws

Season 4, vs. Wisconsin (12/8)

Career 4, vs. Wisconsin (12/8/07)

Free Throw Attempts

Season 5, vs. Wisconsin (12/8)

Career 5, vs. Wisconsin (12/8/07)

3-Point Field Goals

Season --

Career --

3-Point Field Goal Attempts

Season --

Career --

2007-08 Statistics

	min	fg-a	3fg-a	ft-a	reb	ast	to	bk	st	pf	pts
IUPUI*	16	1-2	0-0	0-0	2	0	0	0	0	2	2
Utah Valley*	24	5-6	0-0	2-2	8	0	1	0	0	3	12
at Chaminade*	12	2-3	0-0	0-0	4	0	1	0	0	3	4
vs. Okla. St.*	18	0-1	0-0	1-2	1	0	3	1	3	3	1
vs. 13/10 Duke*	11	1-3	0-0	0-1	2	0	0	0	0	2	2
UWM*	18	3-3	0-0	1-4	3	1	1	1	0	1	7
at RV/23 Wisconsin*	17	4-5	0-0	4-5	9	0	1	2	0	1	12
Sacramento St.*	15	2-2	0-0	1-4	5	0	1	1	3	3	5
IPFW*	12	1-1	0-0	0-0	2	0	1	0	0	4	2
Coppin St.	8	0-1	0-0	2-2	2	0	0	1	0	0	2
Savannah St.	12	1-2	0-0	0-0	5	0	1	0	0	3	2
Providence*	13	1-2	0-0	0-0	2	0	0	1	0	4	2
at WVU*	14	1-1	0-0	1-1	3	1	0	0	0	3	3
Seton Hall*	16	0-0	0-0	1-3	4	0	0	1	1	1	1
Notre Dame*	14	0-4	0-0	0-0	4	2	1	0	1	4	0
at Louisville*	12	0-0	0-0	0-0	1	0	0	0	0	5	0
at Connecticut	6	0-2	0-0	0-0	2	0	0	1	0	0	0
DePaul	14	1-1	0-0	1-2	1	1	1	0	0	1	3
USF*	22	2-3	0-0	1-3	4	0	0	0	0	4	5
at Cincinnati*	11	0-0	0-0	0-0	2	1	1	0	0	0	0
Louisville*	15	0-1	0-0	0-0	2	0	0	0	1	3	0
at Notre Dame	8	2-2	0-0	0-0	0	0	0	0	0	2	4
at Seton Hall	4	1-1	0-0	0-0	3	0	0	0	0	0	2
Pittsburgh											
at St. John's											
Rutgers											
at Villanova											
Georgetown											
Florida Gulf Coast											
at Syracuse											
BIG EAST Tourney											

Burke's Career Stats

Year	GP	GS	Min	Avg	FG-FGA	Pct	3FG-FGA	Pct	FT-FTA	Pct	Off	Def	Tot	Avg	PF	FO	Ast	TO	Blk	Stl	Pts	Avg
2005-06	20	0	105	5.3	5-12	41.7	0-0	0.0	6-9	66.7	5	10	15	0.8	24	0	1	9	3	1	16	0.8
2006-07	34	0	303	8.9	10-31	32.3	0-0	0.0	8-30	26.7	28	34	62	1.8	51	0	3	16	14	5	28	0.8
2007-08	23	17	312	13.6	28-46	60.9	0-0	0.0	15-29	51.7	36	35	71	3.1	52	1	6	13	9	9	71	3.1
TOTAL	76	17	714	9.4	43-87	49.4	0-0	0.0	29-66	43.4	67	78	145	1.9	122	0	10	38	25	15	115	1.5

Marquette Men's Basketball Game Notes

Page 32



21



Lawrence BLACKLEDGE

Senior | Forward | 6-8 | 185 | Carbondale, Ill. | Carbondale HS/SW Illinois Col.

2007-08: Did not play in season opener vs. IUPUI (11/10) ... Played six minutes and recorded one steal in addition to one rebound vs. Utah Valley (11/12) ... Saw two minutes of action against Chaminade (11/19) ... Picked up one defensive rebound and recorded one block in four minutes vs. Oklahoma State ... Played a total of three minutes in the second half vs. UW-Milwaukee (11/30) ... Recorded one offensive rebound and attempted first field goal of the season in four minutes of action vs. Wisconsin (12/8) ... Posted one blocked shot and one defensive rebound in five minutes vs. Sacramento State (12/15) ... Played 10 minutes vs. IPFW (12/17) and collected four rebounds, two assists and one block ... Grabbed four rebounds and tied a career mark with two assists in 10 minutes vs. IPFW (12/17) ... Made first career start vs. Coppin St. (12/21) and

scored four points with a career-high five rebounds and matched a career-high with two blocked shots ... Matched a season-high with five rebounds vs. Savannah State (12/29) ... Tallied a season-high seven points on 3-of-5 shooting, including three rebounds in just four minutes vs. Providence (1/3) ... Registered one block in five minutes vs. West Virginia (1/6) ... Shot a perfect 3-of-3 from the field and finished with six points and two blocked shots vs. Notre Dame (1/12) ... Connected on both his field goal attempts and posted four points, two rebounds and a block in 11 minutes vs. Louisville (1/17) ... Recorded a pair of blocked shots in seven minutes on the floor vs. USF (1/29) ... Tallied three rebounds, one assist and a blocked shot in seven minutes of action vs. Notre Dame (2/8) ... Garnered two offensive rebounds, two blocked shots and two points in six minutes at Seton Hall (2/12) ...

Season & Career Highs

Points	
Season	7, vs. Providence (1/3)
Career	8, vs. Eastern Mich. (11/18/06)
Rebounds	
Season	5, Twice
Career	7, vs. Eastern Mich. (11/18/06)
Assists	
Season	2, vs. IPFW (12/17)
Career	2, Three times
Steals	
Season	1, vs. Utah Valley (11/12)
Career	2, Twice
Blocked Shots	
Season	2, Four times
Career	2, Five times
Field Goals	
Season	3, Twice
Career	4, vs. Eastern Mich. (11/18/06)
Field Goal Attempts	
Season	5, vs. Providence (1/3)
Career	8, vs. Eastern Mich. (11/18/06)
Free Throws	
Season	1, vs. Providence (1/3)
Career	2, vs. Oakland (12/19/06)
Free Throw Attempts	
Season	1, vs. Providence (1/3)
Career	4, vs. Hillsdale (11/10/06)
3-Point Field Goals	
Season	--
Career	--
3-Point Field Goal Attempts	
Season	--
Career	2, vs. Morgan St. (12/22/06)

2007-08 Statistics

	min	fg-a	3fg-a	ft-a	reb	ast	to	blk	st	pf	pts
IUPUI											DNP
Utah Valley	6	0-0	0-0	0-0	1	0	0	0	1	1	0
at Chaminade	2	0-0	0-0	0-0	0	0	0	0	0	0	0
vs. Okla. St.	4	0-0	0-0	0-0	1	0	0	1	0	0	0
vs. 13/10 Duke											DNP
UWM	3	0-0	0-0	0-0	0	0	0	0	0	1	0
at RV/23 Wisconsin	4	0-1	0-0	0-0	1	0	0	1	0	1	0
Sacramento St.	5	0-0	0-0	0-0	1	0	1	1	0	1	0
IPFW	10	0-0	0-0	0-0	4	2	0	1	0	2	0
Coppin St.*	18	2-3	0-0	0-0	5	0	1	2	0	1	4
Savannah St.	13	1-2	0-0	0-0	5	1	2	1	0	1	2
Providence	4	3-5	0-0	1-1	3	0	0	0	0	2	7
at WVU	5	0-1	0-0	0-0	0	0	0	1	0	0	0
Seton Hall											DNP
Notre Dame	14	3-3	0-0	0-0	1	0	0	2	0	4	6
at Louisville	11	2-2	0-0	0-0	2	0	0	1	0	0	4
at Connecticut	8	1-2	0-0	0-0	1	0	0	1	0	4	2
DePaul											DNP
USF	7	0-0	0-0	0-0	1	0	0	2	0	2	0
at Cincinnati											DNP
Louisville	9	0-0	0-0	0-2	1	0	1	0	0	0	0
at Notre Dame	7	1-2	0-0	0-0	3	1	0	1	0	1	2
at Seton Hall	6	1-2	0-0	0-0	2	0	0	2	0	1	2
Pittsburgh											
at St. John's											
Rutgers											
at Villanova											
Georgetown											
Florida Gulf Coast											
at Syracuse											
BIG EAST Tourney											

Blackledge's Career Stats

Year	GP	GS	Min	Avg	FG-FGA	Pct	3FG-FGA	Pct	FT-FTA	Pct	Off	Def	Tot	Avg	PF	FO	Ast	TO	Blk	Stl	Pts	Avg
2006-07	19	0	122	6.4	14-31	45.2	0-2	00.0	5-11	45.5	14	13	27	1.4	9	0	9	9	7	5	33	1.7
2007-08	18	1	136	7.6	14-23	60.9	0-0	00.0	1-3	33.3	13	19	32	1.8	22	0	4	5	17	1	29	1.6
TOTAL	37	1	258	7.0	28-54	51.9	0-2	00.0	6-14	42.9	27	32	59	1.6	31	0	13	14	24	6	62	1.7

Marquette Men's Basketball Game Notes



22



jere|MCNEAL

Junior | Guard | 6-3 | 200 | Chicago, Ill. | Hillcrest HS

2007-08: Led all scorers with 20 points on 8-of-11 shooting from field and tallied four rebounds and three steals in season opener vs. IUPUI (11/10) ... Scored seven points and recorded two steals in addition to a season-high nine rebounds, including six on the offensive glass, vs. Utah Valley (11/12) ... Registered a career-high 10 field goals in 14 attempts to score a season-high 22 points vs. Chaminade (11/19) ... Poured in 20, including 7-of-14 shooting from the field, five rebounds and three assists vs. Oklahoma State (11/20) ... Scored 11 points and posted a season-high four assists vs. Duke (11/21) ... Named to Maui Invitational All-Tournament team ... Earned BIG EAST Honor Roll recognition on Nov. 26 ... His 10 assists tied a career-high vs. UW-Milwaukee (11/30), in addition to scor-

ing 16 points with five rebounds and three steals ... Garnered a season-high five steals while scoring 14 points on a 7-of-17 shooting from the field vs. Wisconsin (12/8) ... His total of three 20-point games this season leads MU ... Registered four assists and two steals to go along with a team-high 13 points on 3-of-6 shooting from the field and 6-of-8 shooting from the foul line vs. Sacramento State (12/15) ... Scored seven points and grabbed seven rebounds, all on the defensive glass, to go along with two steals vs. IPFW (12/17) ... Shot 3-of-4 from beyond the arc and 7-of-8 from foul line vs. Coppin St. (12/21) and tied game-highs with 18 points and six rebounds, including six assists and three steals ... Tallied nine points, five rebounds and three steals vs. Savannah State (12/29) ... Posted nine assists and three steals, both team highs, vs. Providence (1/3) ... Tallied 10 points and two steals before fouling out vs. West Virginia (1/6) ... Netted 14 points and seven rebounds, both team highs, and matched a career-high with three blocks vs. Seton Hall (1/8) ... Recorded 14 of his team-high 18 points in second half vs. Notre Dame (1/12) ... Earned BIG EAST Honor Roll for second time this season on Jan. 14 ... Scored 10 of his game-high 16 points in the second half vs. Louisville (1/17) ... Became 39th MU player to reach 1,000 career points with his first free throw with 4:23 remaining in the first half vs. DePaul (1/26) and finished with 15 points ... Tallied six points and grabbed six rebounds vs. USF (1/29) ... Dished out a game-high seven assists without a turnover and added 13 points and two steals vs. Cincinnati (2/2) ... Scored 11 points and recorded

three steals before fouling out vs. Louisville (2/4) ... Played a season-high 36 minutes vs. Notre Dame (2/8) and scored 10 points with five rebounds and five assists ... Scored 14 points at Seton Hall (2/12) ...

Season & Career Highs

Points	
Season	22, vs. Chaminade (11/19)
Career	25, vs. Morgan St. (12/22/06)
Rebounds	
Season	9, vs. Utah Valley (11/12)
Career	12, Twice
Assists	
Season	10, vs. UWM (11/30)
Career	10, Twice
Steals	
Season	5, vs. Wisconsin (12/8)
Career	7, N. Dakota St. (12/2/06)
Blocked Shots	
Season	3, vs. Seton Hall (1/8)
Career	3, Twice
Field Goals	
Season	10, vs. Chaminade (11/19)
Career	10, vs. Chaminade (11/19/07)
Field Goal Attempts	
Season	17, Four times
Career	22, Twice
Free Throws	
Season	7, vs. Coppin St. (12/21)
Career	9, vs. Connecticut (1/10/07)
Free Throw Attempts	
Season	8, Three times
Career	13, vs. Connecticut (1/10/07)
3-Point Field Goals	
Season	3, vs. Coppin St. (12/21)
Career	3, Three times
3-Point Field Goal Attempts	
Season	5, Twice
Career	7, Twice

2007-08 Statistics

	min	fg-a	3fg-a	ft-a	reb	ast	to	bk	st	pf	pts
IUPUI*	33	8-11	1-2	3-4	4	2	4	0	3	2	20
Utah Valley*	26	3-14	0-1	1-4	9	2	3	1	2	3	7
at Chaminade*	27	10-14	0-2	2-4	3	0	2	0	2	3	22
vs. Okla. St.*	24	7-14	1-2	5-8	5	3	0	0	1	3	20
vs. 13/10 Duke*	30	4-7	0-2	3-4	3	4	3	0	1	4	11
UWM*	33	6-12	2-4	2-3	5	10	2	0	3	3	16
at RV/23 Wisconsin*	34	7-17	0-2	0	5	3	0	5	4	14	14
Sacramento St.*	30	3-6	1-3	6-8	4	4	5	0	2	3	13
IPFW*	27	3-7	0-2	1-5	7	2	3	0	2	2	7
Coppin St.*	26	4-5	3-4	7-8	6	6	3	0	3	3	18
Savannah St.*	24	3-7	0-2	3-3	5	2	3	0	3	9	9
Providence*	28	2-5	0-2	0-0	2	9	3	0	3	4	4
at WVU*	30	4-8	0-2	2-2	3	3	3	0	2	5	10
Seton Hall*	34	6-17	1-3	1-2	7	5	6	3	2	2	14
Notre Dame*	29	7-15	2-5	2-2	4	3	1	1	2	1	18
at Louisville*	33	7-17	0-1	2-3	4	1	7	0	2	3	16
at Connecticut*	33	3-10	0-3	3-4	0	2	2	0	2	2	9
DePaul*	29	5-17	1-5	4-4	3	3	2	0	1	4	15
USF*	25	2-9	0-1	2-3	6	2	3	0	0	5	6
at Cincinnati*	31	5-11	0-3	3-5	5	7	0	0	2	4	13
Louisville*	27	4-9	1-3	2-5	4	2	1	0	3	5	11
at Notre Dame*	36	3-15	2-5	2-4	5	5	2	1	2	4	10
at Seton Hall*	30	6-12	2-4	0-0	4	3	2	0	0	3	14
Pittsburgh											
at St. John's											
Rutgers											
at Villanova											
Georgetown											
Florida Gulf Coast											
at Syracuse											
BIG EAST Tourney											

McNeal's Career Stats

Year	GP	GS	Min	Avg	FG-FGA	Pct	3FG-FGA	Pct	FT-FTA	Pct	Off	Def	Tot	Avg	PF	FO	Ast	TO	Blk	Stl	Pts	Avg
2005-06	31	31	853	27.5	138-312	44.2	13-46	28.3	54-72	75.0	40	100	140	4.5	77	2	85	117	14	64	343	11.1
2006-07	29	29	876	30.2	154-369	41.7	30-96	31.3	88-129	68.2	50	88	138	4.8	102	6	109	118	16	76	426	14.7
2007-08	23	23	679	29.5	112-259	43.2	17-63	27.0	566-85	65.9	35	68	103	4.5	74	3	83	63	6	48	297	12.9
TOTAL	83	83	2,408	29.0	404-940	43.0	60-205	29.3	198-286	69.2	125	256	381	4.6	253	10	277	298	36	188	1,066	12.8

Marquette Men's Basketball Game Notes

Page 34



23



wesley MATTHEWS

Junior | Guard | 6-5 | 215 | Madison, Wis. | Madison Memorial HS

2007-08: Contributed 10 points on 4-of-6 shooting, including four rebounds in season opener vs. IUPUI (11/10) ... Tallied six points with season-high seven rebounds and three assists vs. Utah Valley (11/12) ... Played 31 minutes and went 4-of-6 from free throw line with six points against Chaminade (11/19) ... Registered a season-high 13 points on 4-of-6 shooting from the field and was perfect (5-of-5) from charity stripe vs. Oklahoma State (11/20) ... Played a season-high 34 minutes and added 12 points on 4-for-9 shooting, including 3-of-3 from charity stripe, to go along with season-high two steals vs. Duke (11/21) ... Contributed nine points, four rebounds and a block vs. UW-Milwaukee (11/30) ... Had six points, five rebounds, one steal and a block vs. Wisconsin (12/8) ... Shot 5-of-9 from the field and finished with 12

points, three rebounds and a season-high four assists vs. Sacramento State (12/15) ... Tallied 15 points and a season-high nine rebounds vs. IPFW (12/17) ... Scored 13 points and netted all five free throw attempts while matching season-highs with four assists, two steals and a block vs. Coppin St. (12/21) ... Recorded seven points, five rebounds and a season-high three steals vs. Savannah State (12/29) ... Scored 12 of his season-high 16 points in the second half and went 8-of-8 from the foul line vs. Providence (1/3) ... Matched Lazar Hayward with a team-high 13 points, including a season-high two 3-pointers on a career-high five attempts, vs. West Virginia (1/6) ... Posted 15 points and three steals vs. Notre Dame (1/12) ... Converted on eight of a season-high 10 attempts from the free throw line and tallied 10 of his 14 points in the second half vs. Louisville (1/17) ... Netted 13 points, snatched a game-high five offensive rebounds and matched a season-high with three steals vs. Connecticut (1/20) ... Contributed 10 points, four assists and two steals vs. DePaul (1/26) ... Matched a season-high with 16 points while shooting 4-of-4 from 3-point range, including back-to-back 3-pointers with under four minutes remaining to help secure the victory vs. USF (1/29) ... Played a season-high 35 minutes vs. Cincinnati (2/2) and contributed 11 points, nine rebounds and four assists ... Added a game-high 15 points vs. Louisville (2/4) ... Tallied 14 points on 4-of-8 shooting, including 5-of-5 from the free throw line and 1-of-1 from beyond the arc at Seton Hall (2/12) ...

Season & Career Highs

Points	
Season	16, Twice
Career	22, Twice
Rebounds	
Season	9, Twice
Career	13, vs. Lewis (12/28/05)
Assists	
Season	4, Four times
Career	6, Three times
Steals	
Season	3, Three times
Career	6, S. Dakota St. (12/3/05)
Blocked Shots	
Season	1, Eight times
Career	2, vs. Savannah St. (12/30/06)
Field Goals	
Season	5, Four times
Career	7, Six times
Field Goal Attempts	
Season	14, vs. IPFW (12/17)
Career	18, Twice
Free Throws	
Season	8, Twice
Career	12, vs. Villanova (2/19/07)
Free Throw Attempts	
Season	10, vs. Louisville
Career	12, Twice
3-Point Field Goals	
Season	4, vs. USF (1/29)
Career	4, vs. USF (1/29/08)
3-Point Field Goal Attempts	
Season	5, vs. West Virginia (1/6)
Career	5, vs. West Virginia (1/6/08)

2007-08 Statistics

	min	fg-a	3fg-a	ft-a	reb	ast	to	bk	st	pf	pts
IUPUI*	28	4-6	1-3	1-2	4	1	4	0	1	1	10
Utah Valley*	29	3-6	0-2	0-0	7	3	2	0	0	3	6
at Chaminade*	31	1-6	0-1	4-6	3	0	3	0	1	4	6
vs. Okla. St.*	25	4-6	0-0	5-5	4	0	3	0	1	4	13
vs. 13/10 Duke*	34	4-9	1-2	3-3	3	2	1	2	3	12	
UWM*	22	3-10	1-4	2-4	4	1	0	1	0	3	9
at RV/23 Wisconsin*	33	2-6	0-1	2-2	5	0	4	1	1	2	6
Sacramento St.*	31	5-9	0-1	2-4	3	4	2	0	0	12	
IPFW*	26	5-14	0-0	5-7	9	1	0	1	0	4	15
Coppin St.*	29	4-9	0-2	5-5	3	4	1	1	2	13	
Savannah St.*	28	3-5	0-0	1-6	5	2	4	0	3	2	7
Providence*	24	4-7	0-2	8-8	5	2	2	0	1	2	16
at WVU*	30	4-8	0-2	2-2	3	3	3	0	2	5	10
Seton Hall*	21	2-7	0-2	0-0	4	2	1	1	0	1	4
Notre Dame*	31	4-9	1-1	6-8	4	3	1	1	3	1	15
at Louisville*	29	3-9	0-2	8-10	4	0	1	1	2	4	14
at Connecticut*	28	4-12	1-2	4-6	5	1	1	0	3	3	13
DePaul*	31	5-11	0-1	0-0	4	4	2	0	2	2	10
USF*	29	5-8	4-4	2-5	4	1	0	0	1	2	16
at Cincinnati*	35	3-8	1-2	4-6	9	4	1	1	0	1	11
Louisville*	34	3-9	2-4	7-8	4	2	1	0	0	1	15
at Notre Dame*	30	2-3	0-0	0-0	1	3	2	0	1	1	4
at Seton Hall*	23	4-8	1-1	5-5	4	1	1	0	0	4	14
Pittsburgh											
at St. John's											
Rutgers											
at Villanova											
Georgetown											
Florida Gulf Coast											
at Syracuse											
BIG EAST Tourney											


Matthews' Career Stats

Year	GP	GS	Min	Avg	FG-FGA	Pct	3FG-FGA	Pct	FT-FTA	Pct	Off	Def	Tot	Avg	PF	FO	Ast	TO	Blk	Stl	Pts	Avg
2005-06	23	13	573	24.9	65-163	39.9	14-32	43.8	63-80	78.8	34	59	93	4.0	51	0	51	52	5	29	207	9.0
2006-07	34	34	1,062	31.2	133-304	43.8	23-80	28.8	141-183	77.0	64	115	179	5.3	84	4	75	84	5	49	430	12.6
2007-08	23	23	659	28.7	81-185	43.8	15-42	35.7	77-104	74.0	39	61	100	4.3	53	0	41	42	9	24	254	11.0
TOTAL	80	70	2,268	28.4	279-652	42.3	52-154	33.8	281-367	76.6	137	235	372	4.7	188	4	167	178	19	102	891	11.1

Marquette Men's Basketball Game Notes



32



lazar HAYWARD

Sophomore | Forward | 6-6 | 225 | Buffalo, N.Y. | Notre Dame Prep

2007-08: Led all reserves with 11 points in 16 minutes on 4-of-5 shooting from the field in season opener vs. IUPUI (11/10) ... Combined with David Cubillan to score all 23 of MU's bench points by adding 11 points on 5-of-7 shooting in addition to five rebounds vs. Utah Valley (11/12) ... In first start of the season, scored 15 points and had eight rebounds vs. Chaminade (11/19) ... Tied a career-high with four steals and two blocks to set a career mark against Oklahoma State (11/20), in addition to seven points and four rebounds ... Tallied 14 points, while shooting 71.4 percent (5-of-7) from the field vs. Duke (11/21) ... Averaged 12.0 points and 5.0 rebounds per game in three games played at the Maui Invitational ... Netted 19 points and had 11 rebounds, both career-highs, in producing his first-career double-double and the first double-double for an

MU player this season vs. UW-Milwaukee (11/30) ... Tallied 11 points and six rebounds vs. Wisconsin (12/8) ... Scored 12 points while shooting 5-of-7 from the field and grabbed a team-high seven rebounds vs. Sacramento State (12/15) ... Garnered 14 points and eight rebounds in addition to a season-high two assists vs. IPFW (12/17) ... Finished with five rebounds and 17 points on 7-of-10 shooting from the floor vs. Coppin St. (12/21) ... Tallied 12 points, two blocks and three steals and posted a game-high eight rebounds vs. Savannah State (12/29) ... Drained a career-high three 3-pointers and shot 4-of-4 from the foul line to finish with 17 points, including six rebounds and two steals vs. Providence (1/3) ... Matched Wesley Matthews with a team-high 13 points and matched a career-best with three 3-pointers before fouling out vs. West Virginia (1/6) ... Tallied second career double-double with 17-points, 11-rebound effort vs. Notre Dame (1/12) and matched a career-high with four steals ... Notched six points and six rebounds vs. Louisville (1/17) ... Scored 11 of his team-high 14 points in the first half vs. Connecticut (1/20) ... Posted 14 points and team-high seven rebounds in 18 minutes vs. DePaul ... Poured in a career- and game-high 23 points on 7-of-13 shooting from the field and 8-of-9 from the charity stripe vs. USF (1/29), and grabbed a team-high eight rebounds ... Netted 14 of his 19 points vs. Cincinnati (2/2) in the second half ... Named to the BIG EAST Honor Roll (2/4) ... Tallied team-leading third double-double of the season with 21 points and 11 rebounds vs. Notre Dame (2/8), in addition to a career-high three assists ... Matched a season-high with 23 points on 8-of-16 shooting, includ-

ing three 3-pointers and 5-of-5 shooting from the free throw line, in addition to nine rebounds and two steals ...

Season & Career Highs

Points

Season 23, Twice
Career 23, Twice

Rebounds

Season 11, Three times
Career 11, Three times

Assists

Season 3, vs. Notre Dame (2/8)
Career 3, Twice

Steals

Season 4, Twice
Career 4, Three times

Blocked Shots

Season 2, Twice
Career 2, Twice

Field Goals

Season 8, Three times
Career 8, Three times

Field Goal Attempts

Season 16, vs. Seton Hall (2/12)
Career 16, vs. Seton Hall (2/12/08)

Free Throws

Season 8, vs. USF (1/29)
Career 8, Twice

Free Throw Attempts

Season 9, vs. USF (1/29)
Career 9, vs. USF (1/29/08)

3-Point Field Goals

Season 3, Four times
Career 3, Four times

3-Point Field Goal Attempts

Season 6, Twice
Career 6, Twice

2007-08 Statistics

	min	fg-a	3fg-a	ft-a	reb	ast	to	bk	st	pf	pts
IUPUI	16	4-5	0-1	3-3	4	1	0	0	0	2	11
Utah Valley	24	5-7	0-1	1-2	5	1	1	1	0	0	11
at Chaminade*	33	6-11	0-1	3-4	8	1	1	1	1	2	15
vs. Okla. St.*	30	2-8	0-1	3-3	4	1	4	2	4	2	7
vs. 13/10 Duke*	20	5-7	1-1	3-4	3	0	2	0	0	4	14
UWM*	29	8-13	2-3	1-2	11	1	0	1	1	3	19
at RV/23 Wisconsin*	22	4-7	0-1	3-4	6	0	0	0	1	4	11
Sacramento St.*	26	5-7	1-2	1-2	7	1	2	0	1	0	12
IPFW*	27	5-8	0-1	4-6	8	2	1	1	0	2	14
Coppin St.*	30	7-10	1-2	2-2	5	0	0	1	1	3	17
Savannah St.*	19	4-10	0-0	4-4	8	0	3	2	2	1	12
Providence*	26	5-10	3-4	4-4	6	1	4	0	2	3	17
at WVU*	17	3-8	3-6	4-4	4	0	2	0	2	5	13
Seton Hall*	21	2-6	1-2	2-2	6	0	1	1	0	1	7
Notre Dame*	28	6-11	2-3	3-4	11	0	3	0	4	2	17
at Louisville*	29	2-10	0-1	2-2	6	0	4	0	2	2	6
at Connecticut*	22	5-9	2-4	2-3	3	0	1	0	1	5	14
DePaul*	18	4-8	1-1	5-5	7	0	2	0	1	4	14
USF*	30	7-13	1-2	8-9	8	1	3	1	0	3	23
at Cincinnati*	30	6-12	2-3	5-7	5	1	2	0	0	3	19
Louisville*	29	2-10	0-0	1-2	5	0	2	1	0	4	5
at Notre Dame*	31	8-15	3-6	2-3	11	3	1	0	1	4	21
at Seton Hall*	30	8-16	3-5	4-4	9	1	1	0	2	2	23
Pittsburgh											
at St. John's											
Rutgers											
at Villanova											
Georgetown											
Florida Gulf Coast											
at Syracuse											
BIG EAST Tourney											

Hayward's Career Stats

Year	GP	GS	Min	Avg	FG-FGA	Pct	3FG-FGA	Pct	FT-FTA	Pct	Off	Def	Tot	Avg	PF	FO	Ast	TO	Blk	Stl	Pts	Avg
2006-07	34	16	553	16.3	83-194	42.8	10-48	20.8	48-72	66.7	61	63	124	3.6	73	1	10	35	3	20	224	6.6
2007-08	23	21	587	25.5	113-221	51.1	26-51	51.0	70-85	82.4	45	105	150	6.5	61	2	15	40	12	26	322	14.0
TOTAL	57	37	1,140	20.0	196-415	47.2	36-99	36.4	118-157	75.2	106	168	274	4.8	134	3	25	75	15	46	546	9.6

Marquette Men's Basketball Game Notes



41



Moussa | BARRO

Senior | Forward | 6-10 | 235 | Dakar, Senagal | Chicago Julian HS

2007-08: Posted a game-high two blocks, led MU with seven rebounds, while two assists tied a career-high in season opener vs. IUPUI (11/10) ... Played 14 minutes vs. Utah Valley (11/12) ... Registered a career-high four steals vs. Chaminade (11/19), including five points and nine rebounds ... Had a season-high 10 rebounds and notched five points and two assists in just 18 minutes vs. Oklahoma State (11/20) ... Scored five points and recorded five rebounds and two blocks vs. Duke (11/21) ... Averaged 8.0 rebounds and 1.7 blocks per game in three games at Maui Invitational ... Shot 2-of-3 from the field and went 2-of-2 from the free throw line, totaling six points vs. UW-Milwaukee (11/30) ... Scored a season-high nine points on 3-of-5 shooting

from the field and grabbed four boards in 21 minutes vs. Wisconsin (12/8) ... Played in 100th career game vs. Sacramento State (12/15) and led all reserves with a season-high 12 points on 5-of-6 shooting from the field, in addition to tallying six rebounds, two blocks, and a steal ... Added four points and two rebounds vs. IPFW (12/17) ... Finished with five points, six rebounds and a block vs. Coppin St. (12/21) ... Made first start of the season vs. Savannah State (12/29), registering five rebounds and a steal ... Scored 12 of his season-high 14 points in the first half, matched a career-high with three blocks and grabbed nine rebounds, including five on the offensive glass, vs. Providence (1/3) ... Led MU reserves with six points and posted a game-high seven rebounds, including six boards in the first half vs. West Virginia (1/6) ... Connected on both his shots from the field to score four points before fouling out vs. Notre Dame (1/12) ... Added six rebounds and two blocked shots vs. DePaul (1/26) and claimed sole possession of 10th place among MU's all-time blocks leaders ... Collected four defensive rebounds and a block in 15 minutes vs. USF (1/29) ... Established a new individual single-season high for shooting percentage after connecting on 9-of-10 (90.0 percent) attempts from the field vs. Cincinnati (2/2), and recorded his team-leading seventh career double-double with 19 of the team's 24 points off the bench and a game-high 10 rebounds ... Tallied eight points and six rebounds, including four offensive boards, vs. Louisville (2/4) ... Eclipsed the 500 rebound mark for his career with a 12-rebound effort vs. Notre

Dame (2/8) ... posted eight points and seven boards, earning a season-high 30 minutes at Seton Hall (2/12) ...

Season & Career Highs

Points	
Season	19, vs. Cincinnati (2/2)
Career	21, vs. N'Western St. (12/1/06)
Rebounds	
Season	12, vs. Notre Dame (2/8)
Career	13, Three times
Assists	
Season	2, Twice
Career	2, Five times
Steals	
Season	4, vs. Chaminade (11/19)
Career	4, vs. Chaminade (11/19)
Blocked Shots	
Season	3, vs. Providence (1/3)
Career	3, Nine times
Field Goals	
Season	9, vs. Cincinnati (2/2)
Career	10, vs. N'Western St. (12/1/06)
Field Goal Attempts	
Season	10, Cincinnati (2/2)
Career	13, vs. N'Western St. (12/1/06)
Free Throws	
Season	4, Twice
Career	5, vs. Winthrop (11/19/05)
Free Throw Attempts	
Season	6, Twice
Career	6, Five times
3-Point Field Goals	
Season	--
Career	--
3-Point Field Goal Attempts	
Season	--
Career	--

2007-08 Statistics

	min	fg-a	3fg-a	ft-a	reb	ast	to	bk	st	pf	pts
IUPUI	22	1-2	0-0	1-2	7	2	2	2	0	2	3
Utah Valley	14	0-0	0-0	0-0	0	0	1	0	1	4	0
at Chaminade	20	1-2	0-0	3-4	9	0	1	2	4	2	5
vs. Okla. St.	18	2-2	0-0	1-2	10	2	1	1	0	5	5
vs. 13/10 Duke	28	2-6	0-0	1-2	5	1	0	2	0	3	5
UWM	10	2-3	0-0	2-2	2	0	0	2	0	3	6
at RV/23 Wisconsin	21	3-5	0-0	3-5	4	0	3	2	0	4	9
Sacramento St.	14	5-6	0-0	2-3	6	0	0	2	1	2	12
IPFW	18	2-3	0-0	0-0	2	0	0	0	0	1	4
Coppin St.	15	1-3	0-0	3-4	6	0	1	1	0	1	5
Savannah St.*	16	1-3	0-0	0-0	5	0	2	0	1	2	2
Providence	22	5-7	0-0	4-6	9	1	2	3	0	1	14
at WVU	22	3-4	0-0	0-2	7	0	1	1	0	1	6
Seton Hall	23	0-1	0-0	2-2	4	1	2	1	1	2	2
Notre Dame	10	2-2	0-0	0-0	2	0	0	0	0	5	4
at Louisville	13	0-3	0-0	0-0	3	0	0	1	0	4	0
at Connecticut	19	0-4	0-0	0-0	1	0	1	0	1	2	0
DePaul	13	2-4	0-0	0-0	6	0	2	0	3	4	4
USF	15	0-0	0-0	2-3	4	0	0	1	1	1	2
at Cincinnati	29	9-10	0-0	1-1	10	2	0	2	1	3	19
Louisville	16	2-3	0-0	4-6	6	0	3	1	0	1	8
at Notre Dame*	22	1-9	0-0	0-0	12	0	3	2	0	4	2
at Seton Hall*	30	3-9	0-0	2-4	7	1	1	1	0	2	8
Pittsburgh											
at St. John's											
Rutgers											
at Villanova											
Georgetown											
Florida Gulf Coast											
at Syracuse											
BIG EAST Tourney											

Barro's Career Stats


Year	GP	GS	Min	Avg	FG-FGA	Pct	3FG-FGA	Pct	FT-FTA	Pct	Off	Def	Tot	Avg	PF	FO	Ast	TO	Blk	Stl	Pts	Avg
2004-05	27	4	271	10.0	19-39	48.7	0-0	00.0	16-25	64.0	24	37	61	2.3	51	2	2	29	9	3	54	2.0
2005-06	31	14	419	13.5	56-87	64.4	0-0	00.0	23-42	54.8	45	43	88	2.8	69	2	13	30	15	19	135	4.4
2006-07	34	34	919	27.0	118-197	59.9	0-0	00.0	40-65	61.5	103	131	234	6.9	87	1	12	52	35	24	276	8.1
2007-08	23	3	430	18.7	47-91	51.6	0-0	00.0	31-48	64.6	43	84	127	5.5	58	2	8	26	27	11	125	5.4
TOTAL	115	56	2,034	17.7	240-414	58.0	0-0	00.0	110-180	61.1	215	295	510	4.4	265	7	41	135	86	57	590	5.1

Marquette Men's Basketball Game Notes

Page 37



42



tommy BRICE

Senior | Guard | 5-11 | 175 | Bloomingdale, Ill. | Lake Park HS

2007-08: Saw one minute of action in exhibition game vs. Northern State (11/4) ... Did not play in MU's first three regular season games ... Played one minute vs. Oklahoma State (11/20) in semifinal of Maui Invitational ... Played one minute in the second half vs. UW-Milwaukee (11/30) ... Recorded first point as a Golden Eagle by connecting on the second of two free throws attempts with 23 seconds remaining in the second half vs. Sacramento State (12/15) ... Saw one minute of court time vs. IPFW (12/17) ... Connected on both of his free throw attempts to finish with two points in two minutes of action vs. Coppin St. (12/21) ... Went 2-of-2 from charity stripe to finish with two points vs. Savannah State (12/29) ... Saw two minutes of action in BIG EAST opener vs. Providence (1/3) ...

2007-08 Statistics

	min	fg-a	3fg-a	ft-a	reb	ast	to	bk	st	pf	pts
IUPUI				DNP							
Utah Valley				DNP							
at Chaminade				DNP							
vs. Okla. St.	1	0-0	0-0	0-0	0	0	0	0	0	0	0
vs. 10/13 Duke				DNP							
UWM	1	0-0	0-0	0-0	0	0	0	0	0	0	0
at RV/23 Wisconsin				DNP							
Sacramento St.	1	0-0	0-0	1-2	0	0	0	0	0	0	1
IPFW	1	0-0	0-0	0-0	0	0	0	0	0	0	0
Coppin St.	2	0-0	0-0	2-2	0	0	1	0	0	1	2
Savannah St.	1	0-0	0-0	2-2	0	0	0	0	0	0	2
Providence	2	0-0	0-0	0-0	0	0	0	0	0	0	0
at WVU				DNP							
Seton Hall				DNP							
Notre Dame				DNP							
at Louisville				DNP							
at Connecticut				DNP							
DePaul				DNP							
USF				DNP							
at Cincinnati				DNP							
Louisville				DNP							
at Notre Dame				DNP							
at Seton Hall				DNP							
Pittsburgh											
at St. John's											
Rutgers											
at Villanova											
Georgetown											
Florida Gulf Coast											
at Syracuse											
BIG EAST Tourney											

Season & Career Highs

Points	
Season	2, Twice
Career	2, Twice
Rebounds	
Season	--
Career	1, vs. Delaware St. (12/22/06)
Assists	
Season	--
Career	2, vs. S. Dakota St. (12/3/06)
Steals	
Season	--
Career	1, vs. Rutgers (2/7/07)
Blocked Shots	
Season	--
Career	--
Field Goals	
Season	--
Career	--
Field Goal Attempts	
Season	--
Career	2, vs. Delaware St. (12/22/06)
Free Throws	
Season	2, Twice
Career	2, Twice
Free Throw Attempts	
Season	2, Three times
Career	2, Three times
3-Point Field Goals	
Season	--
Career	--
3-Point Field Goal Attempts	
Season	--
Career	--


Brice's Career Stats

Year	GP	GS	Min	Avg	FG-FGA	Pct	3FG-FGA	Pct	FT-FTA	Pct	Off	Def	Tot	Avg	PF	FO	Ast	TO	Blk	Stl	Pts	Avg
2005-06	6	0	7	1.2	0-2	00.0	0-0	00.0	0-0	00.0	1	0	1	0.2	1	0	2	1	0	0	0	0.0
2006-07	7	0	6	0.9	0-2	00.0	0-0	00.0	0-0	00.0	0	0	0	0.0	2	0	0	1	0	1	0	0.0
2007-08	7	0	9	1.3	0-0	00.0	0-0	00.0	5-6	83.3	0	0	0	0.0	1	0	0	1	0	0	5	0.7
TOTAL	20	0	22	1.1	0-4	00.0	0-0	00.0	5-6	83.3	1	0	1	0.1	4	0	2	3	0	1	5	0.3

Marquette Men's Basketball Game Notes



45



robert FROZENA

Freshman | Guard | 6-1 | 165 | Sherwood, Wis. | St. Mary Central HS

2007-08: Added to roster as a walk-on in late November ... Netted a free throw in his first collegiate game vs. Sacramento State (12/15) ... Played one minute vs. IPFW (12/17) ... Picked up one steal in two minutes of action vs. Coppin St. (12/21) ... Scored two points, netting both of his attempts from the foul line, vs. Savannah State (12/29) ...

2007-08 Statistics

	min	fg-a	3fg-a	ft-a	reb	ast	to	bk	st	pf	pts
IUPUI											DNP
Utah Valley											DNP
at Chaminade											DNP
vs. Okla. St.											DNP
vs. 10/13 Duke											DNP
UWM											DNP
at RV/23 Wisconsin											DNP
Sacramento St.	1	0-0	0-0	1-2	0	0	0	0	0	0	1
IPFW	1	0-0	0-0	0-0	0	0	0	0	0	0	0
Coppin St.	2	0-0	0-0	0-0	0	0	0	0	1	0	0
Savannah St.	1	0-0	0-0	2-2	1	0	0	0	0	0	2
Providence	2	0-0	0-0	0-0	0	1	0	0	0	0	0
at WVU											DNP
Seton Hall											DNP
Notre Dame											DNP
at Louisville											DNP
at Connecticut											DNP
DePaul											DNP
USF											DNP
at Cincinnati											DNP
Louisville											DNP
at Notre Dame											DNP
at Seton Hall											DNP
Pittsburgh											
at St. John's											
Rutgers											
at Villanova											
Georgetown											
Florida Gulf Coast											
at Syracuse											
BIG EAST Tourney											

Season & Career Highs

Points	
Season	2, vs. Savannah St. (12/29)
Career	2, vs. Savannah St. (12/29/07)
Rebounds	
Season	--
Career	--
Assists	
Season	1, vs. Providence (1/3)
Career	1, vs. Providence (1/3/08)
Steals	
Season	1, vs. Coppin St. (12/21)
Career	1, vs. Coppin St. (12/21/07)
Blocked Shots	
Season	--
Career	--
Field Goals	
Season	--
Career	--
Field Goal Attempts	
Season	--
Career	--
Free Throws	
Season	2, vs. Savannah St. (12/29)
Career	2, vs. Savannah St. (12/29/07)
Free Throw Attempts	
Season	2, Twice
Career	2, Twice
3-Point Field Goals	
Season	--
Career	--
3-Point Field Goal Attempts	
Season	--
Career	--

Frozena's Career Stats

Year	GP	GS	Min	Avg	FG-FGA	Pct	3FG-FGA	Pct	FT-FTA	Pct	Off	Def	Tot	Avg	PF	FO	Ast	TO	Blk	Stl	Pts	Avg
2007-08	5	0	7	1.4	0-0	00.0	0-0	00.0	3-4	75.0	0	1	1	0.2	0	0	1	0	0	1	3	0.6

Marquette Men's Basketball Game Notes

Page 39



CAREER GAME-BY-GAME STATISTICS

Dominic James

2006-07 Statistics												
	min	fg-a	3fg-a	ft-a	reb	ast	to	bk	st	pf	pts	
Hillsdale*	30	3-15	0-1	7-8	1	4	2	0	4	2	13	
Idaho St.*	38	5-14	3-8	4-9	5	3	3	0	4	1	17	
Detroit*	29	8-15	2-5	2-4	2	5	0	0	4	1	20	
Eastern Michigan*	25	6-11	3-6	2-4	2	6	4	0	0	3	17	
vs. Texas Tech*	32	7-15	1-6	1-4	1	1	4	0	0	3	16	
vs. Duke*	34	9-15	2-4	5-6	3	7	1	0	1	0	25	
at Valparaiso*	26	4-12	3-9	11-13	0	3	2	0	1	2	22	
Northwestern St.*	31	7-12	0-3	5-7	5	6	1	0	2	2	19	
North Dakota St.*	27	3-11	1-5	1-2	2	6	3	1	2	2	8	
Delaware St.*	33	5-7	2-2	1-4	1	1	4	1	0	2	13	
Wisconsin*	37	7-19	2-7	3-6	4	1	2	0	0	2	19	
UMBC*	36	8-16	0-6	1-1	2	6	3	0	4	2	17	
Oakland*	31	8-14	1-2	3-5	6	9	6	0	1	2	20	
Morgan St.*	31	2-6	1-2	2-2	0	3	6	0	2	1	7	
Savannah St.*	35	6-11	2-5	8-11	1	6	3	0	2	2	22	
at Providence*	37	3-11	1-8	5-7	2	4	1	0	2	3	12	
Syracuse*	32	3-12	0-7	0-3	4	6	2	1	3	4	6	
at Connecticut*	33	5-18	1-5	6-10	4	4	3	0	3	2	17	
West Virginia*	33	8-17	3-5	2-4	5	6	4	0	5	2	21	
at Louisville*	35	7-16	4-7	0-0	3	5	4	0	1	2	18	
at Pittsburgh*	39	6-14	4-9	7-8	1	5	0	0	0	3	23	
Seton Hall*	36	5-10	1-3	0-4	4	4	1	0	1	2	11	
at USF*	33	5-11	2-6	4-7	3	6	3	0	4	2	16	
Providence*	31	2-11	0-4	2-4	2	3	2	0	0	1	6	
Rutgers*	34	1-7	0-4	4-4	4	7	0	0	1	3	6	
at Georgetown*	34	2-17	0-6	2-2	4	3	2	0	0	1	6	
at DePaul*	38	6-17	1-5	4-7	4	6	3	0	1	3	17	
Louisville*	34	3-6	0-1	3-6	5	3	4	0	2	3	9	
Villanova*	35	5-13	2-7	6-6	3	5	4	1	2	4	18	
at Notre Dame*	36	6-20	1-4	1-3	9	8	1	0	2	4	14	
Pittsburgh*	27	3-10	1-5	1-2	2	10	1	1	1	1	8	
vs. St. John's*	37	2-14	0-9	5-6	5	8	5	0	1	2	9	
vs. Pittsburgh*	35	5-12	2-8	4-4	3	5	2	0	1	3	16	
vs. Michigan St.*	36	6-16	4-10	2-2	2	2	3	0	2	0	18	

2005-06 Statistics												
	min	fg-a	3fg-a	ft-a	reb	ast	to	bk	st	pf	pts	
Rice*	30	4-12	3-7	5-7	6	9	2	1	1	3	16	
Winthrop*	37	5-13	2-7	3-4	2	7	4	0	2	2	15	
vs. E. Washington*	32	5-11	0-3	4-6	3	3	6	1	2	5	14	
vs. Oral Roberts*	30	4-13	1-6	6-11	3	8	3	0	1	3	15	
vs. South Carolina*	32	3-12	2-7	4-6	2	9	3	0	0	0	12	
at Nebraska*	32	9-21	4-14	0-0	8	3	3	0	1	4	22	
South Dakota St.*	31	7-9	0-0	0-0	5	8	2	0	5	2	14	
Valparaiso*	27	5-10	2-4	0-0	5	4	1	0	0	2	12	
at Wisconsin*	34	4-12	0-3	2-5	8	8	4	1	1	3	10	
San Francisco*	30	0-5	0-4	4-6	1	2	2	1	0	0	4	
Oakland*	29	7-17	2-5	1-3	5	4	7	0	2	2	17	
Delaware St.*	29	5-8	0-2	0-0	1	4	2	1	0	3	10	
Lewis*	30	7-12	3-6	5-7	5	7	1	0	1	1	22	
Connecticut*	31	2-13	1-5	2-2	4	7	1	0	1	3	7	
Cincinnati*	33	6-15	2-4	4-4	6	4	3	1	2	2	18	
at Seton Hall*	34	5-10	1-3	2-4	3	4	4	1	1	2	13	
at West Virginia*	34	10-15	3-5	5-7	6	8	7	0	2	1	28	
at DePaul*	35	11-17	3-4	4-8	5	3	3	0	5	2	29	
Notre Dame*	34	4-10	0-2	3-4	5	6	5	1	1	2	11	
DePaul*	34	6-11	0-1	0-0	4	7	2	1	1	1	12	
at Pittsburgh*	30	7-15	2-4	0-0	6	3	0	0	4	3	16	
St. John's*	33	6-10	0-0	4-4	4	4	3	0	1	4	16	
at Villanova*	34	7-13	1-5	0-1	3	4	6	0	2	5	15	
at Rutgers*	33	8-16	2-5	4-9	5	3	2	0	2	4	22	
Georgetown*	35	6-14	2-6	2-2	3	5	2	0	3	1	16	
Pittsburgh*	32	7-19	0-3	2-3	5	6	0	0	1	3	16	
at Notre Dame*	32	6-14	1-4	5-6	4	1	2	1	3	3	18	
at Louisville*	42	5-18	2-7	4-8	11	6	2	0	0	2	16	
Providence*	31	4-10	0-2	1-2	5	9	2	1	0	3	9	
vs. Georgetown*	34	2-15	0-3	4-8	4	6	1	1	2	1	8	
vs. Alabama*	32	7-14	2-5	4-4	3	5	2	1	2	2	20	

Dan Fitzgerald

2006-07 Statistics												
	min	fg-a	3fg-a	ft-a	reb	ast	to	bk	st	pf	pts	
Hillsdale	19	2-2	1-1	0-0	4	3	2	0	0	2	5	
Idaho St.	25	1-5	1-5	3-6	5	2	2	0	0	2	6	
Detroit	12	1-1	0-0	0-0	1	1	1	0	1	2	2	
Eastern Michigan	24	4-9	2-5	2-2	3	0	1	0	2	1	12	
vs. Texas Tech	13	2-3	1-2	0-0	3	1	0	0	1	3	5	
vs. Duke	22	3-7	1-3	1-3	5	0	0	0	1	2	8	
at Valparaiso	20	0-1	0-1	0-0	7	1	0	0	0	3	0	
Northwestern St.	19	1-2	1-2	1-2	6	1	3	0	0	3	4	
North Dakota St.	14	2-7	1-4	1-1	6	0	0	0	0	4	6	
Delaware St.*	26	5-7	3-5	0-0	7	1	1	0	0	2	13	
Wisconsin*	21	1-3	0-1	0-0	2	1	1	0	0	2	2	
UMBC*	18	3-4	2-3	0-1	6	1	1	0	4	3	8	
Oakland*	17	1-2	1-2	1-1	4	0	2	0	1	1	4	
Morgan St.*	21	4-5	3-4	0-0	2	0	0	0	0	2	11	
Savannah St.*	22	2-4	1-3	2-2	5	1	2	1	1	0	7	
at Providence	25	3-8	1-5	1-1	5	1	2	0	0	4	8	
Syracuse	8	0-0	0-0	0-0	1	0	3	0	0	5	0	
at Connecticut	14	1-2	1-2	0-0	1	0	0	0	0	4	3	
West Virginia	19	1-4	0-3	0-0	5	3	1	0	0	5	2	
at Louisville*	30	2-6	1-5	1-1	5	0	1	0	0	2	6	
at Pittsburgh	30	4-7	4-6	2-2	2	1	0	0	1	5	14	
Seton Hall	20	2-3	2-3	0-0	1	0	1	1	0	4	6	
at USF	14	3-3	2-2	0-0	2	1	0	0	0	4	8	
Providence	25	5-7	4-6	0-0	5	1	0	0	1	1	14	
Rutgers*	30	4-14	2-7	0-0	4	0	0	1	0	2	10	
at Georgetown	27	3-4	1-0	0-0	3	1	1	1	0	2	7	
at DePaul	21	6-10	3-6	1-2	4	1	1	0	1	5	16	
Louisville	27	3-4	2-2	1-1	3	0	1	0	0	2	3	
Villanova	9	0-1	0-0	3-3	0	0	1	0	0	2	3	
at Notre Dame	29	1-8	1-8	2-2	7	1	2	0	0	3	5	
Pittsburgh*	27	0-4	0-3	2-2	5	0	2	0	0	3	2	
vs. St. John's*	31	6-10	4-8	4-5	5	0	0	0	0	5	20	
vs. Pittsburgh*	34	6-10	4-8	4-5	4	1	2	0	1	3	20	
vs. Michigan St.*	25	2-7	2-6	0-0	4	0	0	0	0	5	6	

2005-06 Statistics												
	min	fg-a	3fg-a	ft-a	reb	ast	to	bk	st	pf	pts	
Rice	24	3-6	2-3	1-2	8	8	2	1	0	1	9	
Winthrop	20	1-3	0-2	0-0	0	0	1	0	1	2	2	
vs. E. Washington	13	1-2	1-2	0-0	0	1	1	0	1	5	3	
vs. Oral Roberts	25	3-4	0-1	5-6	4	1	1	0	2	2	11	
vs. South Carolina	29	1-2	0-1	0-0	3	2	4	0	0	1	2	
at Nebraska	8	0-2	0-1	1-2	3	0	3	0	0	2	1	
South Dakota St.	19	5-5	1-1	0-0	3	2	1	0	1	1	11	
Valparaiso	17	2-5	2-5	2-2	3	1	2	0	1	2	8	
at Wisconsin	19	3-4	1-2	0-0	3	1	2	0	1	5	7	
San Francisco	15	0-1	0-1	0-0	2	0	0	0	0	4	0	
Oakland	19	1-6	1-4	0-0	1	1	1	0	0	1	3	
Delaware St.	20	2-4	0-1	0-0	2	4	3	0	1	1	4	
Lewis	16	2-4	1-2	0-0	2	4	3	0	0	3	5	
Connecticut	11	0-2	0-0	0-0	3	1	0	0	0	5	0	
Cincinnati	25	2-5	0-1	0-1	1	4	3	1	0	1	4	
at Seton Hall*	23	0-2	0-2	1-2	3	1	3	0	0	3	1	
at West Virginia*	28	3-7	1-5	0-0	3	1	3	0	1	3	7	
at DePaul	20	0-1	0-1	0-2	2	1	0	0	1	5	0	
Notre Dame	26	2-3	1-2	1-1	3	1	1	1	0	1	6	
DePaul	30	6-10	6-7	0-0	2	0	3	0	3	1	18	
at Pittsburgh	25	2-4	2-3	2-2	1	1	5	2	4	8	8	
St. John's	17	2-5	2-5	2-2	0	1	1	1	1	3	8	
at Villanova	22	1-2	0-1	0-0	5	0	4	0	0	2	2	
at Rutgers	21	2-4	2-3	2-2	6	1	2	0	0	4	8	
Georgetown	17	0-2	0-2	0-0	2	0	1	1	0	1	0	
Pittsburgh	18	2-3	1-2	0-0	1	4	1	0	0	3	5	
at Notre Dame	17	4-6	2-4	0-0	3	2	2	0	1			

Marquette Men's Basketball Game Notes

Page 40



CAREER GAME-BY-GAME STATISTICS

Dwight Burke

2006-07 Statistics												
	min	fg-a	3fg-a	ft-a	reb	ast	to	bk	st	pf	pts	
Hillsdale	6	1-1	0-0	0-0	2	0	0	0	0	0	2	
Idaho St.	2	0-1	0-0	0-0	1	0	0	0	0	0	0	
Detroit	4	0-0	0-0	0-0	0	0	0	2	0	0	0	
Eastern Michigan	12	1-2	0-0	1-3	2	0	0	1	0	3	3	
vs. Texas Tech	14	2-2	0-0	0-0	3	2	0	1	0	2	4	
vs. Duke	8	0-0	0-0	0-2	0	0	0	0	0	3	0	
at Valparaiso	7	0-0	0-0	0-0	0	0	1	0	1	4	0	
Northwestern St.	6	0-0	0-0	0-0	1	0	2	0	0	1	0	
North Dakota St.	11	0-1	0-0	0-0	3	0	0	0	0	1	0	
Delaware St.	8	0-0	0-0	0-2	2	0	0	0	0	2	0	
Wisconsin	7	0-0	0-0	0-0	0	0	0	0	1	0	0	
UMBC	17	0-3	0-0	0-2	3	0	1	2	0	1	0	
Oakland	5	0-1	0-0	0-0	0	0	1	0	0	2	0	
Morgan St.	6	0-0	0-0	0-0	1	0	0	0	0	1	0	
Savannah St.	6	0-0	0-0	0-0	0	0	0	0	0	0	0	
at Providence	4	0-0	0-0	0-0	0	0	0	0	0	2	0	
Syracuse	18	0-1	0-0	0-0	5	0	1	2	0	2	0	
at Connecticut	23	2-5	0-0	1-2	7	0	1	2	1	4	5	
West Virginia	13	1-1	0-0	3-4	4	0	0	0	0	2	5	
at Louisville	8	0-0	0-0	0-0	1	0	2	0	0	1	0	
at Pittsburgh	10	1-1	0-0	0-2	3	0	1	0	0	2	2	
Seton Hall	8	1-1	0-0	0-3	2	0	0	1	0	1	2	
at USF	11	0-2	0-0	0-0	4	1	2	0	0	2	0	
Providence	5	0-0	0-0	0-0	0	0	1	0	0	1	0	
Rutgers	7	0-1	0-0	1-2	1	0	0	0	0	1	1	
at Georgetown	8	0-1	0-0	1-2	2	0	0	0	0	0	1	
at DePaul	4	0-0	0-0	0-2	1	0	0	0	0	0	0	
Louisville	11	0-1	0-0	0-0	1	0	1	2	0	2	0	
Villanova	8	0-1	0-0	0-2	3	0	0	0	0	4	0	
at Notre Dame	19	1-3	0-0	0-0	5	0	0	1	1	2	2	
Pittsburgh	3	0-0	0-0	0-0	0	0	1	0	0	1	0	
vs. St. John's	11	0-1	0-0	1-2	3	0	0	0	1	3	1	
vs. Pittsburgh	9	0-0	0-0	0-0	0	0	1	0	0	2	0	
vs. Michigan St.	4	0-1	0-0	0-2	0	0	0	0	0	0	0	

2005-06 Statistics												
	min	fg-a	3fg-a	ft-a	reb	ast	to	bk	st	pf	pts	
Rice												DNP
Winthrop												DNP
vs. E. Washington	5	0-0	0-0	2-2	1	0	1	0	0	1	2	
vs. Oral Roberts	5	1-3	0-0	0-1	1	0	1	1	1	1	2	
vs. South Carolina												DNP
at Nebraska	2	0-0	0-0	0-0	0	0	0	0	0	1	0	
South Dakota St.	8	1-1	0-0	0-0	2	0	0	1	0	1	2	
Valparaiso	3	0-0	0-0	0-0	1	0	0	0	0	2	0	
at Wisconsin												DNP
San Francisco												DNP
Oakland	2	1-1	0-0	0-0	0	0	1	0	0	1	2	
Delaware St.	6	0-0	0-0	0-0	1	0	1	0	0	0	0	
Lewis	6	1-1	0-0	0-0	0	0	0	0	0	0	2	
Connecticut	7	1-1	0-0	1-2	0	0	1	0	0	2	3	
Cincinnati	1	0-0	0-0	0-0	0	0	0	0	0	0	0	
at Seton Hall	9	0-0	0-0	0-0	1	0	0	0	0	1	0	
at West Virginia	5	0-1	0-0	0-0	3	0	1	0	0	3	0	
at DePaul	0+	0-0	0-0	0-0	0	0	0	0	0	0	0	
Notre Dame												DNP
DePaul												DNP
at Pittsburgh												DNP
St. John's	5	0-0	0-0	0-0	0	0	0	0	0	0	0	
at Villanova	11	0-0	0-0	0-0	0	0	0	0	0	1	0	
at Rutgers	6	0-0	0-0	1-2	0	1	2	0	0	3	1	
Georgetown												DNP
Pittsburgh	6	0-0	0-0	0-0	1	0	1	0	0	3	0	
at Notre Dame	4	0-1	0-0	0-0	1	0	0	0	0	1	0	
at Louisville												DNP
Providence	12	0-3	0-0	2-2	3	0	0	1	0	0	2	
vs. Georgetown	2	0-0	0-0	0-0	0	0	0	0	0	3	0	
vs. Alabama												DNP

Lawrence Blackledge

2006-07 Statistics												
	min	fg-a	3fg-a	ft-a	reb	ast	to	bk	st	pf	pts	
Hillsdale	3	0-0	0-0	1-4	1	0	0	0	0	1	1	
Idaho St.	8	0-1	0-0	1-2	1	0	0	0	0	0	1	
Detroit	14	3-4	0-0	0-0	2	0	1	1	2	1	6	
Eastern Michigan	13	4-8	0-0	0-1	7	2	0	0	0	1	8	
vs. Texas Tech	3	1-1	0-0	0-0	1	0	0	0	0	0	2	
vs. Duke	2	0-0	0-0	0-0	0	0	0	0	0	0	0	
at Valparaiso	4	0-1	0-0	0-0	0	0	1	0	0	0	0	
Northwestern St.	7	1-4	0-0	1-2	5	1	1	1	1	1	3	
North Dakota St.	11	0-0	0-0	0-0	0	1	1	2	0	1	0	
Delaware St.	4	0-1	0-0	0-0	1	0	0	0	0	0	0	
Wisconsin												DNP
UMBC	12	2-2	0-0	0-0	2	1	1	1	0	2	4	
Oakland	3	0-0	0-0	2-2	0	1	0	0	0	0	2	
Morgan St.	20	3-6	0-2	0-0	3	2	0	1	2	1	6	
Savannah St.	10	0-0	0-0	0-0	3	0	2	0	0	0	0	
at Providence	0+	0-1	0-0	0-0	0	0	0	0	0	0	0	
Syracuse	2	0-1	0-0	0-0	1	0	2	0	0	0	0	
at Connecticut												DNP
West Virginia	1	0-1	0-0	0-0	0	0	0	0	0	0	0	
at Louisville												DNP
at Pittsburgh												DNP
Seton Hall												DNP
at USF												DNP
Providence												DNP
Rutgers	1	0-0	0-0	0-0	0	1	0	0	0	0	0	
at Georgetown	4	0-0	0-0	0-0	0	0	0	0	0	1	0	
at DePaul												DNP
Louisville												DNP
Villanova												DNP
at Notre Dame												DNP
Pittsburgh												DNP
vs. St. John's												DNP
vs. Pittsburgh												DNP
vs. Michigan St.												DNP

2005-06 Statistics												
	min	fg-a	3fg-a	ft-a	reb	ast	to	bk	st	pf	pts	
Rice	31	5-7	1-2	3-3	6	1	8	2	2	3	14	
Winthrop	23	2-4	1-1	1-2	4	2	2	1	2	3	6	
vs. E. Washington	27	5-6	0-0	5-5	6	4	2	0	3	3	15	
vs. Oral Roberts	26	3-5	0-0	2-2	2	5	6	1	2	1	8	
vs. South Carolina	25	2-4	1-1	2-2	4	0	2	0	2	0	7	
at Nebraska	32	1-5	0-2	5-5	2	2	4	1	2	4	7	
South Dakota St.*	18	3-6	0-0	3-4	0	1	3	0	4	5	9	
Valparaiso	29	4-10	0-2	4-4	4	4	1	1	2	2	12	
at Wisconsin	13	3-7	0-0	0-0	2	1	3	0	1	5	6	
San Francisco	32	6-14	1-3	2-5	1	2	3	0	3	3	15	
Oakland	27	8-12	1-3	1-1	7	5	2	0	3	2	18	
Delaware St.*	29	4-9	2-2	0-0	6	4	2	0	2	1	10	
Lewis*	26	5-9	1-1	0-0	6	2	5	1	0	0	11	
Connecticut*	35	7-22	1-5	4-6	12	2	4	0	2	3	19	
Cincinnati*	35	7-21	0-3	2-2	4	2	3	0	1	3	16	
at Seton Hall	37	3-10	1-2	2-3	4	3	6	2	3	2	9	
at West Virginia	32	4-9	0-0	1-2	5	3	5	0	1	4	9	
at DePaul	33	4-6	1-1	2-3	4	7	5	0	0	1	11	
Notre Dame*	30	6-9	0-0	0-2	3	5	5	3	5	3	12	
DePaul*	36	5-15	1-2	0-0	7	3	2	0	3	2	11	
at Pittsburgh*	34	5-12	0-2	0-4	2	5	3	1	3	4	10	
St. John's*	28	4-11	0-0	3-4	5	2	5	0	2	2	11	
at Villanova*	30	7-15	0-1	0-0	8	2	5	0	2	1	14	
at Rutgers*	22	4-10	0-4	5-5	3	2	3	0	3	4	13	
Georgetown*	26	5-10	0-2	0-0	7	3	6	0	2	1	10	
Pittsburgh*	19	3-6	1-2	2-2	3	0	3	0	2	3	9	
at Notre Dame*	21	4-13	0-1	0-0	5	4	3	1	2	2	8	
at Louisville*	26	5-15	0-1	0-0	5	2	3	0	2	2	10	
Providence*	19	4-10	0-0	5-6	1	5	0	2	2	13		
vs. Georgetown*	26	5-12	0-2	0-0	4	3	5	0	1	2	10	
vs. Alabama*	26	5-8	0-1	0-0	3	3	3	0	0	4	10	

Jerel McNeal

2006-07 Statistics												
	min	fg-a	3fg-a	ft-a	reb	ast	to	bk	st	pf	pts	
Hillsdale	35	7-22	0-5	5-7	7	4	5	1	3	2	19	
Idaho St.*	32	5-16	1-7	2-4	4	3	5	0	6	4	13	
Detroit*	27	3-8	1-3	0-1	2	7	3	2	3	3	7	

Marquette Men's Basketball Game Notes

Page 41



CAREER GAME-BY-GAME STATISTICS

Wesley Matthews

2006-07 Statistics												
	min	fg-a	3fg-a	ft-a	reb	ast	to	bk	st	pf	pts	
Hillsdale	.28	1-5	0-1	4-7	7	2	4	0	0	5	6	
Idaho St.*	.36	3-13	0-4	1-4	5	1	1	0	1	1	7	
Detroit	.24	6-9	3-4	0-0	8	1	0	0	1	1	15	
Eastern Michigan	.28	5-8	2-4	3-3	2	3	2	1	2	1	15	
vs. Texas Tech	.33	7-11	1-2	5-8	4	6	5	0	3	1	20	
vs. Duke	.30	2-9	1-2	3-4	4	0	1	0	1	2	8	
at Valparaiso*	.31	5-8	1-4	0-0	4	0	4	0	1	2	11	
Northwestern St.*	.32	5-11	0-3	4-5	8	5	4	0	2	0	14	
North Dakota St.*	.34	3-11	0-3	3-4	9	3	3	0	3	1	9	
Delaware St.*	.30	5-11	2-4	3-5	4	5	1	0	3	1	15	
Wisconsin	.34	3-11	0-3	3-4	4	1	3	0	3	5	9	
UMBC*	.28	2-4	0-1	0-2	4	1	1	0	0	0	4	
Oakland	.35	4-7	0-1	2-4	4	2	2	0	1	3	10	
Morgan St.*	.24	3-6	0-1	2-2	6	6	0	0	3	8	8	
Savannah St.*	.29	7-8	2-2	6-10	9	0	2	2	0	2	22	
at Providence*	.24	6-18	1-4	1-2	5	1	2	0	2	4	14	
Syracuse*	.34	6-18	0-3	2-3	8	5	5	1	1	4	14	
at Connecticut*	.34	3-5	0-0	4-6	8	2	5	0	2	2	10	
West Virginia*	.36	5-6	0-1	3-5	1	3	1	0	2	3	13	
at Louisville*	.36	5-6	3-4	4-6	5	1	1	0	1	2	17	
at Pittsburgh*	.33	2-5	0-1	10-11	3	1	0	0	3	4	14	
Seton Hall*	.38	6-13	0-0	10-12	5	2	4	0	4	2	22	
at USF*	.35	2-11	0-1	8-8	6	2	0	0	1	0	12	
Providence*	.30	1-6	0-2	10-10	2	1	5	0	0	4	12	
Rutgers*	.31	4-8	0-1	2-4	6	1	2	0	0	5	10	
at Georgetown*	.19	1-3	0-1	0-0	2	1	2	0	0	5	11	
at DePaul*	.28	3-9	1-3	5-6	9	2	5	0	1	4	12	
Louisville*	.33	2-7	0-3	4-5	5	2	2	0	3	2	8	
Villanova*	.27	2-5	0-1	12-12	7	2	3	0	3	1	16	
at Notre Dame*	.22	7-8	1-2	2-3	4	1	1	0	0	5	17	
Pittsburgh	.36	7-15	1-3	5-7	3	4	3	0	3	2	20	
vs. St. John's	.34	2-9	2-4	9-10	5	4	0	0	0	3	15	
vs. Pittsburgh	.35	6-11	1-2	6-6	7	3	4	0	1	3	19	
vs. Michigan St.	.31	2-9	1-4	5-6	6	1	6	1	1	6	10	

2005-06 Statistics												
	min	fg-a	3fg-a	ft-a	reb	ast	to	bk	st	pf	pts	
Rice*	.15	3-4	0-0	1-1	1	1	4	0	1	3	7	
Winthrop	.29	4-7	1-3	2-2	3	2	3	0	1	3	11	
vs. E. Washington*	.17	2-5	0-0	8-10	5	0	1	0	2	4	12	
vs. Oral Roberts*	.20	1-7	0-0	0-0	3	1	1	0	0	3	2	
vs. South Carolina*	.30	3-9	1-2	2-2	6	5	1	0	1	0	9	
at Nebraska*	.29	4-10	1-1	9-11	7	4	4	1	2	4	18	
South Dakota St.*	.25	3-7	1-1	3-6	3	4	4	1	6	1	10	
Valparaiso*	.32	2-10	0-2	0-0	2	6	3	0	4	2	4	
at Wisconsin*	.32	2-12	1-3	4-4	3	0	0	0	1	4	9	
San Francisco	.27	1-7	0-0	5-6	7	3	2	1	2	1	7	
Oakland*	.29	7-12	3-4	4-5	5	2	2	1	1	2	21	
Delaware St.*	.28	3-4	2-2	4-4	3	2	5	0	3	1	12	
Lewis*	.30	1-9	0-3	0-0	13	5	2	0	1	3	2	
Connecticut											DNP	
Cincinnati											DNP	
at Seton Hall											DNP	
at West Virginia											DNP	
at DePaul											DNP	
Notre Dame											DNP	
DePaul											DNP	
at Pittsburgh											DNP	
St. John's	.17	0-3	0-0	0-0	3	4	0	0	0	1	0	
at Villanova	.9	2-2	0-0	0-0	0	1	4	0	0	1	4	
at Rutgers	.26	3-7	0-1	3-4	4	1	0	0	0	3	9	
Georgetown	.21	1-3	0-1	0-0	4	1	3	0	0	2	2	
Pittsburgh	.26	5-8	1-2	2-2	4	3	3	0	0	1	13	
at Notre Dame	.24	0-4	0-0	3-4	1	2	3	1	1	1	3	
at Louisville	.32	3-10	1-3	3-4	4	0	0	0	1	3	10	
Providence	.27	7-8	2-2	2-3	0	6	1	0	0	3	11	
vs. Georgetown	.24	4-7	0-1	6-7	6	1	1	0	1	2	14	
vs. Alabama	.24	4-8	0-1	2-5	3	2	2	0	0	2	10	

Lazar Hayward

2006-07 Statistics												
	min	fg-a	3fg-a	ft-a	reb	ast	to	bk	st	pf	pts	
Hillsdale	.16	3-5	0-0	0-0	5	0	0	0	1	2	6	
Idaho St.	.7	1-3	0-0	0-0	0	0	0	0	0	0	2	
Detroit	.17	5-8	2-4	2-2	3	0	1	0	4	1	14	
Eastern Michigan	.14	5-12	2-4	1-2	8	1	1	2	1	0	13	
vs. Texas Tech	.18	1-6	0-4	1-2	6	0	3	0	1	3	3	
vs. Duke	.10	1-2	0-1	0-0	2	0	1	0	0	1	2	
at Valparaiso	.15	4-7	0-1	0-1	1	0	1	0	0	3	8	
Northwestern St.	.11	2-3	0-1	0-0	1	0	0	0	0	3	4	
North Dakota St.	.18	2-8	0-2	2-2	4	0	1	0	0	2	6	
Delaware St.	.12	0-1	0-0	0-0	2	0	2	0	0	3	0	
Wisconsin	.21	5-12	0-4	0-0	8	0	1	0	1	2	10	
UMBC	.16	6-11	0-1	1-4	7	0	3	1	1	2	13	
Oakland	.14	2-4	0-0	2-4	2	0	0	0	0	3	6	
Morgan St.	.20	3-7	0-1	2-2	6	0	1	0	1	8	8	
Savannah St.	.13	0-2	0-1	2-4	3	1	1	0	1	1	2	
at Providence	.21	2-9	0-1	8-8	5	0	1	0	1	2	12	
Syracuse*	.18	2-3	0-0	3-4	5	0	1	0	1	1	7	
at Connecticut*	.13	1-5	0-1	0-0	2	0	1	0	2	3	2	
West Virginia*	.13	1-1	1-1	1-2	0	0	0	0	0	1	8	
at Louisville*	.8	1-1	0-0	0-0	1	0	0	0	0	1	2	
at Pittsburgh*	.9	2-5	0-1	0-0	1	0	3	0	1	3	4	
Seton Hall*	.16	3-4	0-1	1-4	3	0	0	0	0	3	7	
at USF*	.13	0-3	0-1	1-2	2	0	1	0	1	2	1	
Providence*	.13	2-5	0-0	1-2	5	1	1	0	2	3	5	
Rutgers*	.10	2-3	1-2	0-0	3	0	0	0	0	0	5	
at Georgetown*	.17	4-7	1-1	5-5	4	0	0	0	0	1	14	
at DePaul*	.19	2-4	0-0	0-2	8	0	1	0	0	4	4	
Louisville*	.16	1-3	0-0	2-2	3	3	2	0	0	2	4	
Villanova*	.28	5-7	2-3	6-8	4	0	1	0	0	5	18	
at Notre Dame	.20	1-5	0-3	0-0	3	1	1	0	0	4	2	
Pittsburgh	.28	3-10	0-2	1-2	6	1	1	0	1	4	7	
vs. St. John's	.26	5-13	1-4	3-5	7	1	2	0	0	1	14	
vs. Pittsburgh	.15	4-10	0-2	3-3	2	1	1	0	0	4	11	
vs. Michigan St.	.25	2-5	0-1	0-0	4	0	2	0	0	3	4	

2005-06 Statistics												
	min	fg-a	3fg-a	ft-a	reb	ast	to	bk	st	pf	pts	
Rice	.6	2-2	0-0	0-0	2	0	2	1	0	0	4	
Winthrop	.1	1-2	0-0	5-6	3	1	1	1	1	3	7	
vs. E. Washington*	.6	0-0	0-0	0-0	2	0	2	0	0	4	0	
vs. Oral Roberts*	.16	4-5	0-0	4-6	5	0	0	0	0	5	12	
vs. South Carolina*	.19	2-4	0-0	0-0	3	2	1	0	0	0	4	
at Nebraska*	.15	0-0	0-0	1-3	5	0	0	0	0	2	3	
South Dakota St.*	.15	5-5	0-0	1-2	2	1	2	1	1	1	10	
Valparaiso*	.17	2-3	0-0	1-2	4	0	2	0	0	2	5	
at Wisconsin*	.8	0-0	0-0	0-0	4	0	3	0	0	1	0	
San Francisco	.1	0-0	0-0	0-0	0	0	0	0	0	0	1	
Oakland	.6	1-1	0-0	1-1	1	0	0	0	0	0	2	
Delaware St.	.3	0-0	0-0	1-0	0	0	0	0	0	0	0	
Lewis	.6	0-0	0-0	0-0	2	0	1	0	1	0	0	
Connecticut	.15	3-4	0-0	1-2	4	4	0	0	1	0	7	
Cincinnati	.15	3-6	0-0	2-1	1	1	0	0	0	4	6	
at Seton Hall	.9	2-4	0-0	1-2	4	0	1	0	0	1	0	
at West Virginia	.10	0-0	0-0	2-2	1	0	0	0	0	0	0	
at DePaul	.14	3-7	0-0	1-2	3	0	0	0	1	2	7	
Notre Dame	.11	1-2	0-0	0-0	5	0	0	0	1	0	1	
DePaul	.14	3-7	0-0	1-2	3	0	0	0	1	2	7	
at Pittsburgh*	.9	2-5	0-0	0-0	2	2	1	0	0	1	4	
St. John's	.20	4-5	0-0	2-3	5	2	1	0	0	5	10	
at Villanova	.18	1-2	0-0	1-2	3	0	2	2	1	0	3	
at Rutgers	.12	0-0	0-0	0-0	0	0	1	1	0	1	0	
Georgetown*	.23	2-3	0-0	4-0	0	0	1	0	2	2	4	
Pittsburgh*	.17	0-0	0-0	1-3	5	0	1	1	2	3	1	
at Notre Dame*	.15	3-4	0-0	1-1	6	2	0	0	0	1	7	
at Louisville*	.18	2-3	0-0	4-0	4	0	0	0	4	4	4	
Providence	.16	5-8	0-0	3-5	5	0	3	0	1	3	13	
vs. Georgetown*	.20	2-3	0-0	0-0	1	0	0	1	0	1	4	

Marquette Basketball
Marquette Combined Team Statistics (as of Feb 12, 2008)
All games

RECORD:	OVERALL	HOME	AWAY	NEUTRAL
ALL GAMES.....	(17-6)	(12-1)	(3-4)	(2-1)
CONFERENCE.....	(7-5)	(5-1)	(2-4)	(0-0)
NON-CONFERENCE.....	(10-1)	(7-0)	(1-0)	(2-1)

## Player	GP-GS	Min--Avg	---TOTAL---		---3-PTS---		---REBOUNDS---				PF	FO	A	TO	Blk	Stl	Pts	Avg		
			FG-FGA	Pct	3FG-FGA	Pct	FT-FTA	Pct	Off	Def									Tot	Avg
32 HAYWARD, Lazar.....	23-21	587 25.5	113-221	.511	26-51	.510	70-85	.824	45	105	150	6.5	61	2	15	40	12	26	322	14.0
01 JAMES, Dominic.....	23-22	661 28.7	107-259	.413	32-95	.337	59-92	.641	22	38	60	2.6	50	0	94	45	5	39	305	13.3
22 MCNEAL, Jerel.....	23-23	679 29.5	112-259	.432	17-63	.270	56-85	.659	35	68	103	4.5	74	3	83	63	6	48	297	12.9
23 MATTHEWS, Wesley...	23-23	659 28.7	81-185	.438	15-42	.357	77-104	.740	39	61	100	4.3	53	0	41	42	9	24	254	11.0
10 CUBILLAN, David....	22-0	421 19.1	50-120	.417	32-88	.364	14-17	.824	11	20	31	1.4	25	0	40	17	3	18	146	6.6
41 BARRO, Ousmane.....	23-3	430 18.7	47-91	.516	0-0	.000	31-48	.646	43	84	127	5.5	58	2	8	26	27	11	125	5.4
02 ACKER, Maurice.....	23-1	335 14.6	35-88	.398	17-45	.378	19-25	.760	4	21	25	1.1	41	1	49	26	1	21	106	4.6
05 FITZGERALD, Dan....	18-4	252 14.0	25-62	.403	21-53	.396	8-9	.889	18	20	38	2.1	40	1	6	8	0	14	79	4.4
12 BURKE, Dwight.....	23-17	312 13.6	28-46	.609	0-0	.000	15-29	.517	36	35	71	3.1	52	1	6	13	9	9	71	3.1
21 BLACKLEDGE, Lawrenc	18-1	136 7.6	14-23	.609	0-0	.000	1-3	.333	13	19	32	1.8	22	0	4	5	17	1	29	1.6
00 CHRISTOPHERSON, Scot	14-0	70 5.0	7-16	.438	6-14	.429	2-2	1.000	0	10	10	0.7	13	0	2	2	0	2	22	1.6
42 BRICE, Tommy.....	7-0	9 1.3	0-0	.000	0-0	.000	5-6	.833	0	0	0	0.0	1	0	0	1	0	0	5	0.7
04 HAZEL, Patrick.....	10-0	42 4.2	3-4	.750	0-0	.000	1-2	.500	0	13	13	1.3	5	0	1	1	3	0	7	0.7
45 FROZENA, Robert....	5-0	7 1.4	0-0	.000	0-0	.000	3-4	.750	0	1	1	0.2	0	0	1	0	0	1	3	0.6
TEAM.....									39	36	75	3.3	1		7					
Total.....	23	4600	622-1374	.453	166-451	.368	361-511	.706	305	531	836	36.3	496	10	350	296	92	214	1771	77.0
Opponents.....	23	4600	508-1248	.407	118-385	.306	351-516	.680	284	510	794	34.5	453	18	260	377	81	135	1485	64.6

TEAM STATISTICS	MU	OPP	DATE	OPPONENT	W/L	SCORE	ATTEND
SCORING.....	1771	1485	11/10/07	IUPUI	W	76-68	13991
Points per game.....	77.0	64.6	11/12/07	UTAH VALLEY STATE	W	66-55	12992
Scoring margin.....	+12.4	-	#11/19/07	vs CHAMINADE	W	74-63	2500
FIELD GOALS-ATT.....	622-1374	508-1248	#11/20/07	vs OKLAHOMA STATE	W	91-61	2500
Field goal pct.....	.453	.407	#11/21/07	vs DUKE	L	73-77	2500
3 POINT FG-ATT.....	166-451	118-385	11/30/07	UWM	W	100-65	18283
3-point FG pct.....	.368	.306	12/08/07	at Wisconsin	W	81-76	17190
3-pt FG made per game..	7.2	5.1	12/15/07	SACRAMENTO STATE	W	82-51	13673
FREE THROWS-ATT.....	361-511	351-516	12/17/07	IPFW	W	80-56	13133
Free throw pct.....	.706	.680	12/21/07	COPPIN STATE	W	89-42	13610
REBOUNDS.....	836	794	12/29/07	SAVANNAH STATE	W	77-37	15060
Rebounds per game.....	36.3	34.5	*1/3/08	PROVIDENCE	W	96-67	17041
Rebounding margin.....	+1.8	-	*1/6/08	at West Virginia	L	64-79	11429
ASSISTS.....	350	260	*1/8/08	SETON HALL	W	61-56	14681
Assists per game.....	15.2	11.3	*1/12/08	NOTRE DAME	W	92-66	18906
TURNOVERS.....	296	377	*1/17/08	at LOUISVILLE	L	51-71	19834
Turnovers per game....	12.9	16.4	*1/20/08	at CONNECTICUT	L	73-89	10027
Turnover margin.....	+3.5	-	*1/26/08	DEPAUL	W	79-71	19037
Assist/turnover ratio..	1.2	0.7	*1/29/08	USF	W	62-54	16774
STEALS.....	214	135	*2/2/08	at Cincinnati	W	75-60	11843
Steals per game.....	9.3	5.9	*2/4/08	LOUISVILLE	L	57-71	17736
BLOCKS.....	92	81	*2-9-08	at Notre Dame	L	83-86	11418
Blocks per game.....	4.0	3.5	*2/12/08	at Seton Hall	W	89-64	7476
WINNING STREAK.....	1	-	* = Conference game				
Home win streak.....	0	-	# = EA Sports Maui Invitational				
ATTENDANCE.....	204917	96717					
Home games-Avg/Game....	13-15763	7-12745					
Neutral site-Avg/Game..	-	3-2500					

SCORE BY PERIODS:	1st	2nd	Total
Marquette.....	816	955	- 1771
Opponents.....	694	791	- 1485

Marquette Basketball
Marquette Combined Team Statistics (as of Feb 12, 2008)
Conference games

RECORD:	OVERALL	HOME	AWAY	NEUTRAL
ALL GAMES.....	(7-5)	(5-1)	(2-4)	(0-0)
CONFERENCE.....	(7-5)	(5-1)	(2-4)	(0-0)
NON-CONFERENCE.....	(0-0)	(0-0)	(0-0)	(0-0)

## Player	GP-GS	Min--Avg	---TOTAL---		---3-PTS---		---REBOUNDS---				PF	FO	A	TO	Blk	Stl	Pts	Avg		
			FG-FGA	Pct	3FG-FGA	Pct	Off	Def	Tot	Avg										
32 HAYWARD, Lazar.....	12-12	311 25.9	58-128	.453	21-37	.568	42-49	.857	27	54	81	6.8	38	2	7	26	3	15	179	14.9
23 MATTHEWS, Wesley...	12-12	343 28.6	43-99	.434	12-26	.462	47-60	.783	20	30	50	4.2	25	0	23	17	4	13	145	12.1
01 JAMES, Dominic.....	12-11	339 28.3	50-126	.397	16-51	.314	26-44	.591	10	21	31	2.6	32	0	48	19	3	14	142	11.8
22 MCNEAL, Jerrel.....	12-12	365 30.4	54-145	.372	9-37	.243	23-34	.676	13	34	47	3.9	42	3	45	32	5	21	140	11.7
41 BARRO, Ousmane.....	12-2	234 19.5	27-56	.482	0-0	.000	15-24	.625	26	45	71	5.9	29	1	3	15	13	4	69	5.8
10 CUBILLAN, David....	12-0	210 17.5	21-55	.382	15-40	.375	5-6	.833	5	9	14	1.2	17	0	16	7	2	10	62	5.2
02 ACKER, Maurice.....	12-1	183 15.3	15-43	.349	8-23	.348	13-14	.929	2	11	13	1.1	24	1	27	11	1	9	51	4.3
05 FITZGERALD, Dan....	12-2	159 13.3	14-42	.333	10-33	.303	3-3	1.000	13	10	23	1.9	28	1	2	5	0	8	41	3.4
21 BLACKLEDGE, Lawrenc	9-0	71 7.9	11-17	.647	0-0	.000	1-3	.333	8	6	14	1.6	14	0	1	1	10	0	23	2.6
12 BURKE, Dwight.....	12-8	149 12.4	8-17	.471	0-0	.000	4-9	.444	13	15	28	2.3	27	1	5	3	3	20	1.7	
00 CHRISTOPHERSON, Scot	8-0	22 2.8	2-3	.667	2-3	.667	2-2	1.000	0	1	1	0.1	5	0	2	1	0	0	8	1.0
04 HAZEL, Patrick.....	4-0	10 2.5	1-2	.500	0-0	.000	0-0	.000	0	3	3	0.8	2	0	1	1	0	0	2	0.5
42 BRICE, Tommy.....	1-0	2 2.0	0-0	.000	0-0	.000	0-0	.000	0	0	0	0.0	0	0	0	0	0	0	0	0.0
45 FROZENA, Robert....	1-0	2 2.0	0-0	.000	0-0	.000	0-0	.000	0	0	0	0.0	0	0	1	0	0	0	0	0.0
TEAM.....									24	16	40	3.3	0		5					
Total.....	12	2400	304-733	.415	93-250	.372	181-248	.730	161	255	416	34.7	283	9	181	143	44	97	882	73.5
Opponents.....	12	2400	269-635	.424	67-214	.313	229-318	.720	148	294	442	36.8	230	10	142	182	52	72	834	69.5

TEAM STATISTICS	MU	OPP	DATE	OPPONENT	W/L	SCORE	ATTEND
SCORING.....	882	834	*1/3/08	PROVIDENCE	W	96-67	17041
Points per game.....	73.5	69.5	*1/6/08	at West Virginia	L	64-79	11429
Scoring margin.....	+4.0	-	*1/8/08	SETON HALL	W	61-56	14681
FIELD GOALS-ATT.....	304-733	269-635	*1/12/08	NOTRE DAME	W	92-66	18906
Field goal pct.....	.415	.424	*1/17/08	at LOUISVILLE	L	51-71	19834
3 POINT FG-ATT.....	93-250	67-214	*1/20/08	at CONNECTICUT	L	73-89	10027
3-point FG pct.....	.372	.313	*1/26/08	DEPAUL	W	79-71	19037
3-pt FG made per game..	7.8	5.6	*1/29/08	USF	W	62-54	16774
FREE THROWS-ATT.....	181-248	229-318	*2/2/08	at Cincinnati	W	75-60	11843
Free throw pct.....	.730	.720	*2/4/08	LOUISVILLE	L	57-71	17736
REBOUNDS.....	416	442	*2-9-08	at Notre Dame	L	83-86	11418
Rebounds per game.....	34.7	36.8	*2/12/08	at Seton Hall	W	89-64	7476
Rebounding margin.....	-2.2	-	* = Conference game				
ASSISTS.....	181	142	# = EA Sports Maui Invitational				
Assists per game.....	15.1	11.8					
TURNOVERS.....	143	182					
Turnovers per game.....	11.9	15.2					
Turnover margin.....	+3.3	-					
Assist/turnover ratio..	1.3	0.8					
STEALS.....	97	72					
Steals per game.....	8.1	6.0					
BLOCKS.....	44	52					
Blocks per game.....	3.7	4.3					
WINNING STREAK.....	1	-					
Home win streak.....	0	-					
ATTENDANCE.....	104175	72027					
Home games-Avg/Game....	6-17362	6-12004					
Neutral site-Avg/Game..	-	0-0					

SCORE BY PERIODS:	1st	2nd	Total
Marquette.....	367	515	- 882
Opponents.....	371	463	- 834