



2009-10 Game Notes

Marquette Golden Eagles
(9-4, 0-1 BIG EAST)

vs.

Villanova Wildcats
(11-1, 0-0 BIG EAST)

The Marquette University men's basketball team opens the home portion of its BIG EAST Conference schedule when the team hosts No. 6/6 Villanova at 2:30 p.m. Saturday afternoon at the Bradley Center. ESPN2 will feature Marquette's fifth national television broadcast of the campaign, with Eric Collins (play-by-play), Fran Fraschilla (analyst) and Doris Burke (analyst) calling the action. The Golden Eagles and Wildcats will face each other twice in a week's span, with MU traveling to The Pavillion on Jan. 9 to complete the home-and-home series. Marquette wraps up it's two-game homestand Jan. 6 versus No. 13/13 Georgetown.

MU's Shooting Touch Heats Up From Distance

One game after shooting a season-best 60.9 percent from the field overall in the win over Presbyterian, the Golden Eagles collected a season-high effort from long distance at West Virginia.

MU finished 10-of-16 (62.5 percent) from behind the 3-point line versus the Mountaineers and is now 20-of-33 (60.1 percent) from long distance over the course of the last two outings. Senior Lazar Hayward led the way at WVU, finishing 4-of-7 on his 3-point attempts while sophomore Darius Johnson-Odom converted on 3-of-4 chances.

Marquette has now knocked down at least 50 percent of its treys on four occasions in 2009-10. Six different players have drained at least one 3-point-er in the last two games.

MU SCOREBOARD

DATE	OPPONENT	RESULT/TIME
Nov. 13	Centenary	W, 85-62
Nov. 17	Maryland Eastern Shore	W, 86-60
Nov. 21	Grambling	W, 87-41
Nov. 24	South Dakota	W, 93-68
Old Spice Classic		
Nov. 26	vs. Xavier	W, 71-61
Nov. 27	vs. 15/15 Michigan	W, 79-65
Nov. 29	vs. Florida St.	L, 57-56
Dec. 5	NC St.	L, 77-73
Dec. 8	Milwaukee	W, 71-51
Dec. 12	at 20/23 Wisconsin	L, 72-63
Dec. 19	North Florida	W, 78-51
Dec. 27	Presbyterian	W, 102-62
Dec. 29	at 6/6 West Virginia	L, 63-62
Jan. 2	8/8 Villanova	2:30 p.m.
Jan. 6	Georgetown *	7 p.m.
Jan. 9	at Villanova *	1 p.m.
Jan. 17	Providence *	3 p.m.
Jan. 20	at DePaul *	8 p.m.
Jan. 23	at Syracuse *	1 p.m.
Jan. 26	Rutgers *	8 p.m.
Jan. 30	at Connecticut *	11 a.m.
Feb. 3	DePaul *	6 p.m.
Feb. 6	at Providence *	11 a.m.
Feb. 13	USF *	7:30 p.m.
Feb. 18	Pittsburgh *	8 p.m.
Feb. 21	at Cincinnati *	1 p.m.
Feb. 24	at St. John's *	6:30 p.m.
Feb. 28	at Seton Hall *	11 a.m.
Mar. 2	Louisville *	8:30 p.m.
Mar. 6	Notre Dame *	1 p.m.
Mar. 9-13	BIG EAST Championship	TBA

* - indicates BIG EAST Conference game
All game times CT subject to change.

DATE: January 2, 2010

TIP-OFF: 2:30 p.m. CT

LOCATION: Bradley Center (18,600) - Milwaukee, Wis.

TELEVISION: ESPN2 will feature Marquette's fifth national television broadcast of the season. Eric Collins (play-by-play), Fran Fraschilla (analyst) and Doris Burke (analyst) will call the action.

RADIO: ESPN Radio 540 AM is the flagship station for the Marquette Radio Network. Steve "The Homer" True (play-by-play) and Jim McIlvaine (analyst) will call the action.

MU'S LAST TIME OUT: The Golden Eagles dropped a tough 63-62 decision at No. 6/6 West Virginia. Senior Lazar Hayward led all scorers with 24 points and Darius Johnson-Odom chipped in 14 points.

NOVA'S LAST TIME OUT: The Wildcats cruised to a 97-63 victory over Delaware on Dec. 23. Guard Scottie Reynolds led four players in double figures with 22 points.

SERIES HISTORY: NOVA leads 8-6

LAST MEETING: NOVA 76, MU 75 (March 12, 2009)

MU CONTACT INFO: Scott Kuykendall handles all of the media relations duties for the Marquette men's basketball program and can be reached at 414.288.4794 [w]/414.807.3490 [c] or scott.kuykendall@marquette.edu.

WEB SITE: GoMarquette.com

NOVA CONTACT INFO: Mike Sheridan handles the media relations duties for NOVA and can be reached at 610.519.4145 or michael.sheridan@villanova.com.

WEB SITE: Villanova.com

in front of the

"You can't hang your head. Great players have short-term memories, and we've got to get back to work. We'll be OK. I'm not worried at all. I think we'll be fine. We've just got to keep working the best that we can."

-- Lazar Hayward on the team's last second loss at West Virginia





MEDIA SERVICES

ASSOC. AD/MBB SID: . Scott Kuykendall
Email: . . . scott.kuykendall@marquette.edu
Work Phone: 414-288-4794
Cell Phone: 414-807-3490
DIR. of MEDIA RELATIONS: Luke LeNoble
Email: lucas.lenoble@marquette.edu
Work Phone: 414-288-6980
Cell Phone: 414-313-2238
Website: GoMarquette.com
Fax: 414-288-6519

CREDENTIALS

Credential requests are now available online by visiting <http://www.sportssystem.com/Marquette/>.

Requests will be confirmed or denied via email and may be picked up at the Al McGuire Center or at the arena control entrance of the Bradley Center on game day (beginning two hours before tip).

Please contact Scott Kuykendall with any questions.

PARKING

Parking is **NOT** available to home and visiting members of the media. There are several parking structures available within walking distance of the Bradley Center.

INTERVIEW POLICY

Please contact Scott Kuykendall to arrange an interview with Marquette head coach Buzz Williams, a member of the coaching staff or a player.

MU players will not disclose their home phone numbers or their cellular phone numbers so please do not request that information. Players have been asked to politely decline interviews that have not been cleared with the MU Media Relations Office. All telephone interviews will take place from either the Media Relations Office or the Men's Basketball Office. Player interviews will not be conducted on gamedays until standard post-game procedures occur.

Marquette practices are generally closed to the media. Please contact Kuykendall if you wish to attend practice. MU practices are scheduled from 3 p.m. to 6 p.m. on weekdays but are subject to change, so please contact Kuykendall in advance.

MU Coming Up Short In Close Contests

Tuesday night's 63-62 loss at No. 6/6 West Virginia continued a recent trend of frustration by the Golden Eagles in tightly-contested games.

Since the beginning of the 2008-09 campaign, Marquette is just 2-7 in matchups decided by four-or-less points. That record includes an 0-3 mark (Florida State, NC State, WVU) in 2009-10. In each of the seven losses, MU owned the lead late into the second half of play.

Three of the games have come against nationally ranked opponents, including a 76-75 setback last year to No. 10 Villanova in the BIG EAST Conference Championship and an 83-79 loss to No. 9 Missouri in the NCAA Tournament.

Johnson-Odom One Of League's Top 3-Point Shooters

Marquette sophomore guard Darius Johnson-Odom has proved to be the team's most consistent 3-point threat through the first 13 games and as a result ranks among the league leaders.

Through games of Dec. 29, Johnson-Odom is first in the BIG EAST in 3-point field goal percentage (59.6) and fourth in treys per game (2.4). He has knocked down 31-of-52 from behind the line and 50.0 percent (54-of-108) of his total field goal attempts.

The Raleigh, N.C., native is just one trey short of qualifying for the national statistics, which requires 2.5 3-pointers made per outing. He would currently rank second in the nation with his conversion rate of 59.6 percent.

Johnson-Odom finished with 14 points and a team-best six rebounds in the loss at West Virginia. He was 3-of-4 from behind the line and combined with senior Lazar Hayward gives MU a pair of dangerous perimeter threats.

MU Sharing As A Group In 2009-10

The Golden Eagles currently rank third in the BIG EAST and 18th in the nation in assist-to-turnover ratio (1.40) through games of Dec. 29 (courtesy of Stats, Inc.) thanks to a collective team effort.

Six of the players on the roster have at least 25 assists through 13 games, led by senior guard Maurice Acker's 43 helpers. Junior guard Dwight Buycks is second on the team with 42 assists. Of the seven players seeing at least 10 minutes of action per night, only one (Lazar Hayward) has more turnovers than assists in 2009-10.

"The Gauntlet" Returns Early In 2009-10

Last season, the Golden Eagles concluded the conference campaign with a brutal four-game stretch that saw the team face four-straight top-25 opponents (three in the top 10).

In 2009-10, Marquette will start BIG EAST competition against four programs currently ranked in the nation's top 15, including a trio in the top eight. After opening league action at No. 6/6 West Virginia on Dec. 29, the Golden Eagles will take the court against No. 8/8 Villanova twice in a week (Jan. 2 and 9) in a home-and-home series and host No. 13/13 Georgetown (Jan. 6).

Marquette finished 0-4 in those games a season ago, playing all but a few minutes without the services of senior guard Dominic James, who was lost with a foot injury.

When the final buzzer sounds at Villanova on Jan. 9, six of the team's last eight league games dating back to last season will have come against programs ranked in the top eight.

Offense Makes Strong Return From Christmas Break

Marquette's offensive attack was firing on all cylinders from the moment the game started in the team's 102-62 victory over Presbyterian in the non-conference finale.

Marquette's balanced offensive attack allowed six players to finish with double figures in points, the most since five accomplished the same feat at Villanova (March 12, 2009) in the BIG EAST Championship. The last time MU had six players (Oluoma Nnamaka, Scott Merritt, Cordell Henry, Dwyane Wade, Odartey Blankson, Travis Diener) score 10-or-more points came on Dec. 12, 2001 in a 100-49 victory over Arkansas-Pine Bluff.



INJURY REPORT

Player (Injury)	Status
Junior Cadougan (achilles)	Out
Chris Otule (foot)	Out

STAT COMPARISON

	MU	NOVA
Overall Record:	9-4	11-1
Scoring Offense:	77.4	84.5
Scoring Defense:	60.8	68.2
3-PT FG Percentage:	42.5	37.3
FT Percentage:	72.4	75.9

INDIVIDUAL LEADERS

SCORING

MU	NOVA
Hayward . . . 19.1	Reynolds . . . 17.2
Butler 15.5	Fisher 13.4

REBOUNDING

MU	NOVA
Butler 6.8	Pena 8.9
Hayward 6.8	King 6.9

FIELD GOAL PERCENTAGE

MU	NOVA
Butler 61.8	Pena 59.3
Johnson-Odom 50.0	King 48.0

FREE THROW PERCENTAGE

MU	NOVA
Hayward . . . 80.8	Stokes 91.3
Cubillan . . . 77.8	King 82.6

CAREER GAMES PLAYED

	Career Games	Career Starts	Consec. Games	Consec. Starts
Acker	81	12	20	--
Butler	48	13	48	13
Buycks	13	8	13	2
Cubillan	112	14	20	13
Frozena	24	--	--	--
Fulce	24	9	13	5
Hayward	117	97	117	81
Johnson-Odom	13	5	13	--
Maymon	9	--	--	--
Mbao	8	--	5	--
Otule	12	1	--	--
Williams	6	--	--	--

PROBABLE STARTERS

Marquette

NAME	POS.	PPG.	RPG.	APG.	FG%	FT%
David Cubillan	G	5.9	1.8	2.8	.474	.778
Dwight Buycks	G	7.2	4.3	3.2	.412	.739
Joe Fulce	F	3.5	3.7	0.7	.488	.714
Lazar Hayward	F	19.1	6.8	1.4	.441	.808
Jimmy Butler	F	15.5	6.8	2.0	.618	.747

Villanova

NAME	POS.	PPG.	RPG.	APG.	FG%	FT%
Scottie Reynolds	G	17.2	3.4	4.2	.451	.803
Corey Fisher	G	13.4	2.9	4.3	.391	.795
Reggie Redding	G	15.5	7.5	2.5	.750	1.000
Corey Stokes	G	9.3	5.1	1.2	.354	.913
Antonio Pena	F	13.1	8.9	1.2	.593	.681

Butler Is Doing It Early In 2009-10

Junior forward Jimmy Butler developed into a valuable performer off the bench last season, steadily improving as the year progressed.

The Tomball, Texas, native, moved into the starting lineup this season and has established himself as a consistent and efficient offensive threat. He is currently contributing 15.5 points (18th in BIG EAST) and 6.8 rebounds (15th in BIG EAST) per game while shooting 61.8 percent (3rd in BIG EAST) from the floor and 74.7 percent from the charity stripe.

Through 13 games in 2008-09, Butler averaged just 3.8 points and 2.7 rebounds per contest.

Numbers Improve Despite Loss Of Senior Class

Despite the loss of one of the most successful senior classes (Dwight Burke, Dominic James, Wesley Matthews, Jerel McNeal) in school history, Marquette's numbers through 13 games are actually better than they were a year ago in the same number of outings.

This season, the Golden Eagles are shooting 48.1 percent from the floor, 42.5 percent from behind the 3-point line and 72.4 percent from the charity stripe. All of those numbers are up from the 2008-09 13-game clips of 46.2 percent, 35.3 percent and 71.4 percent, respectively.

MU's defensive efforts in 2009-10 are allowing the roster to give up 6.4 points per game less than last year.

13-Game Stats Comparison

	08-09	09-10
Record	11-2	9-4
PPG	81.5	77.4
FG Pct.	46.2	48.1
3-pt FG Pct.	35.3	42.5
Opp. PPG	67.2	60.8
Opp. FG Pct.	42.6	42.5
Opp. 3-pt FG Pct.	32.2	33.3

Is Key To Victory Field Goal Percentage?

Head coach Buzz Williams has stressed defense since he took over the reigns of the program and that focus, along with offensive efficiency, has played a key role in the team's success during his tenure.

Dating back to the start of last season, the Golden Eagles are 26-0 when finishing the game with a field goal percentage even or better than their opponents. That includes a 9-0 mark in 2009-10.

STATISTICAL COMPARISON

Team	G	FG	FGA	PCT	3PT	3PA	PCT	FT	FTA	PCT	REB	AVG	PF-DQ	A	TO	BS	ST	PTS	AVG
Villanova	12	331	736	.450	103	276	.373	249	328	.759	505	42.1	251-10	176	163	50	100	1014	84.5
Marquette	13	358	744	.481	96	226	.425	194	268	.724	456	35.1	234-4	212	151	36	117	1006	77.4

Marquette Game Notes



MARQUETTE IN THE BIG EAST STATS

through games of 12/29

Team

SCORING OFFENSE:	.7th (77.4)
SCORING DEFENSE:	.5th (60.8)
FT PERCENTAGE:	.2nd (72.4)
FG PERCENTAGE:	.4th (48.1)
ASSISTS:	.7th (16.3)
STEALS:	.3rd (9.0)
BLOCKED SHOTS:	.16th (2.8)
FG PCT. DEFENSE:	.15th (42.5)
OFFENSIVE REBOUNDS:	.12th (11.9)
DEFENSIVE REBOUNDS:	.15th (23.3)
3-PT FG'S MADE:	.8th (96)

Individual

SCORING

Lazar Hayward	.4th (19.1 ppg.)
Jimmy Butler	.18th (15.5 ppg.)

FIELD GOAL PERCENTAGE

Jimmy Butler	.3rd (.618)
--------------	-------------

3-POINT FIELD GOAL PERCENTAGE

Darius Johnson-Odom	.1st (.596)
---------------------	-------------

REBOUNDING

Jimmy Butler	.15th (6.8 rpg.)
Lazar Hayward	.16th (6.8 rpg.)

STEALS

Maurice Acker	.11th (1.7 spg.)
Jimmy Butler	.11th (1.7 spg.)

LED MARQUETTE IN ...

SCORING:	.Hayward	8
	.Butler	5
REBOUNDING:	.Butler	6
	.Hayward	4
	.Buycks	2
	.Fulce	1
	.Johnson-Odom	1
ASSISTS:	.Cubillan	6
	.Buycks	4
	.Acker	3
	.Butler	1
STEALS:	.Hayward	4
	.Buycks	3
	.Acker	3
	.Cubillan	2
	.Butler	2
	.Fulce	2
	.Johnson-Odom	2
	.Acker	1

2009-10 MARQUETTE ROSTER

NO.	NAME	POS.	HT.	WT.	CL.	HOMETOWN
1	Darius Johnson-Odom	G	6-2	200	So.	Raleigh, N.C.
2	Maurice Acker	G	5-8	165	Sr.	Hazel Crest, Ill.
5	Junior Cadougan #	G	6-1	205	Fr.	Toronto, Ontario
10	David Cubillan	G	6-0	175	Sr.	Maracaibo, Venezuela
12	Erik Williams	F	6-7	200	Fr.	Houston, Texas
21	Joseph Fulce	F	6-7	205	Jr.	Plano, Texas
23	Dwight Buycks	G	6-3	190	Jr.	Milwaukee, Wis.
32	Lazar Hayward	F	6-6	225	Sr.	Buffalo, N.Y.
33	Jimmy Butler	G/F	6-6	215	Jr.	Tomball, Texas
42	Chris Otule #	C	6-10	260	So.	Richmond, Texas
45	Robert Frozena *	G	6-1	190	Jr.	Sherwood, Wis.
55	Youssoupha Mbaou	C	7-2	215	Fr.	Dakar, Senegal

* = walk-on # = out for season

Head Coach: Buzz Williams (Oklahoma City, 1994)

Assistant Coaches: Tony Benford (Texas Tech, 1992), Aki Collins (Clark Atlanta, 1997)
Scott Monarch (Mississippi Valley St., 1986)

Dir. of Basketball Operations: Bart Lundy (Winthrop, 1995)

Coor. of Basketball Operations: Brad Autry (NW Oklahoma St., 1991)

Basketball Technology Assistant: Jake Nelp (Colorado St., 2001)

Since 2008-09, MU has finished 50 percent-or-better from the field on 17 occasions and owns a 16-1 record (lone loss came at Villanova, 102-84) in those outings.

Last season's squad, which featured four 1,000 point scorers, knocked down at least 50 percent of its shots just 10 times all year. So far in 2009-10, the team has already accomplished that feat on seven occasions.

Maymon Leaves MU 10 Games Into Career

Marquette freshman Jeronne Maymon has decided to leave the program, effective immediately, head coach Buzz Williams announced Dec. 14.

Maymon, a two-time state player of the year at Madison Memorial High School, appeared in nine games off the bench for Marquette in 2009-10. He averaged 4.0 points and 4.2 rebounds per game while shooting 48.1 percent from the floor and 55.6 percent from the free throw line.

Maymon's decision leaves the already short-handed Golden Eagles with just nine healthy scholarship players with BIG EAST Conference play on the horizon.

Otule To Miss Remainder Of Season With Foot Injury

Sophomore center Chris Otule will miss the remainder of the 2009-10 season after suffering a fractured right foot in practice on Nov. 23.

Otule missed the first 10 games of the 2008-09 campaign and played in just nine outings overall after suffering a broken bone in his left foot in mid-November of 2008. He averaged 1.3 points and 1.1 rebounds per game in nine appearances.

This season, Otule appeared in three games and earned his first career start in the victory over Grambling State. The Richmond, Texas, native was contributing 3.7 points and 2.0 rebounds per contest.

Otule is the second player to be lost for the season. Freshman guard Junior Cadougan ruptured his achilles during preseason conditioning.

Marquette Game Notes



Associated Press Top 25

1. Kansas (52) 11-0	1,607
2. Texas (11) 11-0	1,556
3. Kentucky (1) 13-0	1,476
4. Purdue 11-0	1,407
5. Syracuse (1) 12-0	1,398
6. West Virginia 10-0	1,309
7. Duke 9-1	1,241
8. Villanova 11-1	1,177
9. North Carolina 9-3	1,033
10. Connecticut 9-2	1,002
11. Michigan State 9-3	910
12. Kansas State 11-1	892
13. Georgetown 9-1	813
14. Tennessee 9-2	664
15. Ohio State 10-2	605
16. Mississippi 10-2	544
17. Washington 9-2	490
18. Temple 9-2	403
19. New Mexico 12-1	352
20. Texas Tech 10-1	334
21. Clemson 11-2	300
22. Florida State 11-2	252
23. Wisconsin 10-2	180
24. UAB 11-1	178
25. Northwestern 10-1	144

Others Receiving Votes

Gonzaga 129, Georgia Tech 102, Dayton 94, Texas A&M 91, Florida 76, Miami (FL) 60, Brigham Young 55, Oklahoma State 37, Wichita State 35, USC 27, UNLV 26, Butler 19, Memphis 16, Mississippi State 13, Wake Forest 12, St. John's 10, Virginia Tech 7, California 7, Cincinnati 7, Baylor 7, Cornell 5, Missouri State 5, Northern Iowa 5, Rhode Island 5, William & Mary 5, Seton Hall 2, Army 1.

ESPN/USA Today Top 25

1. Kansas (28) 11-0	772
2. Texas (3) 11-0	743
3. Kentucky 13-0	702
4. Purdue 11-0	677
5. Syracuse 12-0	657
6. West Virginia 10-0	630
7. Duke 9-1	585
8. Villanova 11-1	553
9. North Carolina 9-3	489
10. Connecticut 9-2	471
11. Michigan State 9-3	436
12. Kansas State 11-1	409
13. Georgetown 9-1	407
14. Tennessee 9-2	313
15. Ohio State 10-2	290
16. Washington 9-2	274
17. New Mexico 12-1	241
18. Clemson 11-2	192
19. Temple 9-2	164
20. Georgia Tech 9-2	140
21. Mississippi 10-2	137
22. Gonzaga 8-3	96
23. Butler 8-4	85
24. Texas Tech 10-1	68
25. Florida State 11-2	67

Others Receiving Votes

Florida 60, UNLV 51, Wisconsin 49, Brigham Young 49, Northwestern 43, UAB 33, Dayton 25, Oklahoma State 22, Texas A&M 16, William & Mary 13, USC 12, Saint Mary's 12, Illinois 12, Cincinnati 11, Washington State 11, Wake Forest 8, Cornell 8, Northern Iowa 8, Richmond 6, St. John's 6, California 5, Louisville 5, Old Dominion 4, Arizona State 2, Charlotte 2, Virginia Tech 2, Wichita State 1, Minnesota 1.

HOW MU'S OPPONENTS HAVE FARED

OPPONENT (DATE)	W	L	LAST GAME	NEXT GAME
Centenary (11/13)	5	7	W, 73-68 @ UL-Lafayette	1/31 @ NDSU
Maryland Eastern Shore (11/17)	3	8	L, 56-47 @ Ball St.	1/2 @ Nebraska
Grambling (11/21)	2	6	L, 80-56 @ Illinois St.	1/4 vs. Alabama St.
South Dakota (11/24)	6	6	L, 66-64 vs. Morehead St.	1/3 @ Kansas St.
Xavier (11/26)	8	4	W, 89-65 vs. LSU	1/3 @ Wake Forest
Michigan (11/27)	6	5	W, 76-46 vs. Coppin St.	12/31 @ Indiana
Florida St. (11/29)	11	2	W, 95-68 vs. UT-Martin	12/31 vs. Alabama A&M
NC St. (12/5)	9	3	W, 68-52 vs. Winthrop	12/31 vs. UNCG
Milwaukee (12/8)	8	5	L, 68-58 @ Wisconsin	12/31 @ Valparaiso
Wisconsin (12/12)	10	2	W, 79-43 vs. UIC	12/31 vs. Ohio St.
North Florida (12/19)	4	7	W, 53-46 vs. S. Miss.	12/30 vs. Palm Beach
Presbyterian (12/27)	2	11	L, 102-62 @ MU	12/30 @ Florida
West Virginia (12/29)	11	0	W, 63-62 vs. MU	1/1 @ Purdue
Villanova (1/2, 1/9)	11	1	W, 97-63 vs. Delaware	1/2 @ MU
Georgetown (1/6)	9	1	W, 86-70 vs. Harvard	12/31 vs. St. John's
Providence (1/17, 2/6)	8	4	W, 87-78 vs. Yale	12/30 @ Notre Dame
DePaul (1/20, 2/3)	7	6	L, 65-52 @ Pittsburgh	2/3 vs. Georgetown
Syracuse (1/23)	13	0	W, 80-73 @ Seton Hall	2/2 vs. Pittsburgh
Rutgers (1/26)	9	3	L, 81-67 @ N. Carolina	2/2 vs. Cincinnati
Connecticut (1/30)	9	2	W, 93-74 vs. Iona	12/30 @ Cincinnati
USF (2/13)	10	2	W, 69-60 vs. San Diego	12/30 @ Louisville
Pittsburgh (2/18)	11	2	W, 65-52 vs. DePaul	2/2 @ Syracuse
Cincinnati (2/21)	8	3	W, 74-57 vs. Winthrop	12/30 vs. UConn
St. John's (2/24)	10	2	W, 80-44 vs. Bryant	12/31 @ Georgetown
Seton Hall (2/28)	9	2	L, 80-73 vs. Syracuse	2/2 vs. Virginia Tech
Louisville (3/2)	9	3	W, 79-53 vs. Radford	12/30 vs. USF
Notre Dame (3/6)	11	2	W, 101-69 vs. Bucknell	12/30 vs. Providence

Hayward Moves Into Top-15 On Scoring List

Senior Lazar Hayward continues to collected double-digit scoring performances and as a result his climb up the school's all-time scoring list continues.

Hayward now owns 1,491 career points, good enough for 15th on the career list. The Buffalo, N.Y., native's move up the rankings now takes aim at former great Don Kojis, who owns the 14th position with 1,504 points.

Should Hayward post his season scoring average from 2008-09, he would easily finish among the top-10 performers in school history.

Hayward would join former teammates Jerel McNeal (1st, 1,985), Dominic James (3rd, 1,749) and Wesley Matthews (8th, 1,673) in the top-10.

Top Scorers

1. 1985	Jerel McNeal	2005-09
2. 1773	George Thompson	1966-69
3. 1749	Dominic James	2005-09
4. 1735	Butch Lee	1974-78
5. 1691	Travis Diener	2001-05
6. 1690	Brian Wardle	1997-01
7. 1688	Tony Smith	1986-90
8. 1673	Wesley Matthews	2005-09
9. 1663	Bo Ellis	1973-77
10. 1647	Damon Key	1990-94
11. 1637	Dean Meminger	1968-71
12. 1571	Trevor Powell	1987-91
13. 1567	Steve Novak	2002-06
14. 1504	Don Kojis	1959-61
15. 1491	LAZAR HAYWARD	2006-10
16. 1479	Bob Wolf	1965-67
17. 1471	Roney Eford	1993-96



The "Inside Marquette Basketball with Buzz Williams" television program is on Sports32 this season, debuting Nov. 11. The show will air on Tuesdays at 5 p.m. and 10:30 p.m.

The 30-minute program is hosted by Dennis Krause and features behind-the-scenes access to the Marquette men's basketball program.

"The Marquette Basketball Hour with Buzz Williams" radio program airs from 6-7 p.m. CT Monday nights on ESPN Radio 540 AM.



Steve "The Homer" True, the voice of the Golden Eagles, hosts the hour-long broadcast from The Annex and 540 ESPN's studio. Head coach Buzz Williams, players, members of the coaching staff and special guests are featured.

Cubillan Member Of Venezuelan Quartet

Senior David Cubillan is one of just four native Venezuelans competing at the NCAA Division I level in 2009-10.

The Maracaibo, Venezuela, native joins fellow countrymen Greg Echenique (Rutgers), Greivis Vasquez (Maryland) and Luis Valera (Texas-Pan American) to form a quartet of players participating at a program in the top collegiate level.

2009-10 Roster Reaches Both Ends Of The Spectrum

Marquette's 2009-10 roster features players at both ends of the height spectrum among the 16 teams in the BIG EAST Conference.

Officially listed at 5-7, senior Maurice Acker is the shortest player in the league and Youssoupha Mbao, who checks in at 7-2, is tied with DePaul's Kene Obi as the tallest player in the conference.

Mbao is the tallest player to suit up for Marquette since Jim McIlvaine in 1993-94.

Trio Of Nationally Ranked Recruits To Join MU

Head coach Buzz Williams announced the signing of a trio of nationally ranked prospects this past week with the addition of prep standouts **Vander Blue, Jamail Jones and Reggie Smith**.

BLUE is a consensus top-40 prospect according to the national recruiting outlets, including a ranking of 22nd among players in the 2010 class by Rivals.com. He is ranked 27th by Scout.com and HoopScoopOnline.com, 34th in the ESPNU 100 and 35th by Hoopmasters.com. Blue was also tabbed the top player in the state of Wisconsin in 2009-10 by ESPN.com.

Playing alongside current Golden Eagle Jeronne Maymon at Madison Memorial High School, Blue helped the Spartans to the state title in 2008-09 under head coach Steve Collins. He averaged 17.0 points and 5.5 rebounds per game en route to all-conference and all-state accolades. The Spartans concluded the campaign 26-1 and Blue's 458 points were the sixth-best single-season total in school history.

JONES is considered one of the nation's top prospects by several recruiting services. He is ranked 61st by ESPN.com's ESPNU 100, 65th by Rivals.com, 74th by Hoopmasters.com and 112th by HoopScoopOnline.com.

He competed his junior campaign in 2008-09 at Green Forest Christian Academy in Decatur, Ga., and posted season averages of 17.0 points, 10.0 rebounds, 8.0 assists and 3.0 blocks per game. The Eagles advanced to the state playoffs after capturing the regional title and concluded the year with an overall record of 26-4. For his efforts, Jones was named the region's most valuable player and he claimed the same accolade from his team.

SMITH is ranked 105th overall and 26th among point guards in the 2010 class by Rivals.com, 121st by HoopScoopOnline.com and is tabbed the 35th-best point guard in the class by Scout.com.

Smith helped Thorntown Township HS, under the direction of head coach Troy Jackson, to a third-place finish in the state tournament in 2008-09. The Wildcats finished the campaign 29-1 overall, only falling to eventual state champion Whitney Young (Chicago) in the tourney semifinals. Smith concluded the year contributing 17.8 points, 5.4 rebounds and 2.5 assists per game.

RESULT BREAKDOWN

Record

	Overall	BE
Home:	7-1	--
Away:	0-2	0-1
Neutral:	2-1	--
TOTALS	9-4	0-1

Record By Month

	Overall	BE
November:	6-1	--
December:	3-3	0-1
January:	--	--
February:	--	--
March:	--	--
TOTALS	9-4	0-1

Record By Starting Lineup

Cubillan, Buycks, Fulce	3-1
Hayward, Butler	
Cubillan, Buycks, Otule	1-0
Hayward, Butler	
Cubillan, Johnson-Odom, Fulce	2-0
Hayward, Butler	
Cubillan, Johnson-Odom, Buycks	1-2
Hayward, Butler	
Cubillan, Acker, Fulce	2-1
Hayward, Butler	

Golden Eagles Claim 10th BIG EAST Win, Again

MU claimed the team's 10th league victory of 2008-09 with a 73-59 decision over St. John's, reaching the 10-win mark for the fourth-straight year.

Marquette finished with 12 league victories, which marked the highest total since the program joined the BIG EAST.

Of the 16 teams in the BIG EAST since 2005-06, only MU and Pittsburgh have captured at least 10 victories in each of the the last four campaigns.



Buzz Williams

**Head Coach | Second Season
Oklahoma City, 1994**

25 victories. 12 BIG EAST Conference wins. 2 all-league players. 1 NCAA Championship appearance and victory. 1 nationally ranked recruiting class.

Each of the impressive accomplishments listed above, as well as numerous others, were recorded during head coach Buzz Williams' first season leading the Marquette University men's basketball program.

The Golden Eagles' performance in 2008-09 mirrored that of a program firmly established in the tenure of a successful head coach, not that of a team under the direction of a first-year mentor.

Williams directed MU to a 25-10 overall record last season, which included a school-record 12 BIG EAST victories. The Golden Eagles advanced to the second round of the NCAA Championship and were ranked among the nation's top-25 teams the entire campaign. A pair of players, Jerel McNeal and Wesley Matthews, claimed all-league accolades and McNeal also claimed All-America honors.

Off the court, Williams and his staff assembled a consensus top-25 recruiting class, a group rated as high as No. 1 in the country by HoopScoopOnline.com. The program's community service efforts have also reached new heights under Williams, highlighted by "Buzz's Bunch." This group, founded by Williams, focuses on providing opportunities for special needs children to attend games and summer camps. The Golden Eagles have also continued and strengthened their long-standing relationships with Children's Hospital as well as Special Olympics.

In 2007-08, Williams served as an assistant coach with the Golden Eagles in his first season at Marquette. MU concluded the year 25-10 and advanced to the second round of the NCAA Tournament for the first time since 2003.

His coaching career has included stints as an assistant, associate head and head coach. He has nearly 15 years of experience at the NCAA Division I level. Williams has recruited and coached over 20 players who have earned all-conference accolades, including one league player of the year, two conference freshmen of the year and an Associated Press All-American (McNeal).

Williams arrived in Milwaukee after serving for one season as the head coach at the University of New Orleans. He guided the Privateers to a 14-win campaign in 2006-07 and his roster featured Bo McCalebb, the Sun Belt Conference Player of the Year. UNO claimed fourth place in the Sun Belt's Western Division and advanced to the league tournament quarterfinals. The squad claimed as many victories on the road that season as it had in the previous three seasons combined. His recruiting class for the 2007-08 season was ranked in the top 50 nationally by HoopScoopOnline.com.

Prior to UNO, Williams served as an assistant coach and recruiting coordinator at Texas A&M for two seasons (2004-05/2005-06) under head coach Billy Gillispie. Both of his recruiting classes with the Aggies were ranked among the best in the nation and featured some of the top-ranked talent at the prep level. The squad made its first NCAA Tournament appearance in 25 years in 2005-06 and the previous team posted the top turnaround in the nation, improving its win total in 2004-05 by 14 games.

Williams spent four seasons (2000-01/2003-04) at Colorado State, serving as an assistant the first three seasons before being promoted to associate head coach in 2003-04. Two of his recruiting classes were ranked among the 40-best in the nation, including the 2003 group, which was tabbed No. 1 in the Mountain West Conference.

Colorado State made its first NCAA Tournament appearance in 13 years during his tenure and he was named one of the top assistants in the country by HoopScoopOnline.com. Williams was previously an assistant at Northwestern State (1999-2000), Texas A&M-Kingsville (1998-99) and UT-Arlington (1994-98).

Williams signed the highest-rated recruiting class in the history of the Southland Conference while at Northwestern State. The Demons advanced to their first ever NCAA Tournament the following season and two of his recruited players were named all-conference, while one was tabbed Southland Conference Tournament MVP.

His accomplishments at Texas A&M-Kingsville include signing the 1998-99 Lone Star Conference Freshman of the Year and a third team All-America guard.

At Texas-Arlington, Williams recruited a Southland Conference Freshman of the Year and signed the first Academic All-American in the school's history. Williams was a student assistant

Williams' Career Record

UALR.....	2-1	North Florida.....	1-0
Arkansas St.....	0-2	NC St.....	1-1
Centenary.....	1-0	North Texas.....	2-0
Central Michigan.....	1-0	Northern Iowa.....	1-0
Chicago St.....	1-0	Northwestern St.....	0-1
Cincinnati.....	1-0	Notre Dame.....	1-0
Connecticut.....	0-1	Pittsburgh.....	0-1
Dayton.....	0-1	Presbyterian.....	2-0
Denver.....	2-0	Providence.....	1-0
DePaul.....	2-0	Rutgers.....	1-0
Florida Atlantic.....	0-2	St. John's.....	2-0
Florida International.....	1-0	Seton Hall.....	1-0
Florida St.....	0-2	South Alabama.....	0-1
Georgetown.....	2-0	South Dakota.....	1-0
Grambling St.....	1-0	USF.....	0-1
Hampton.....	0-1	Syracuse.....	0-1
Houston Baptist.....	1-0	Tennessee.....	0-1
IPFW.....	1-0	Texas Southern.....	1-0
Jacksonville St.....	1-0	UT-Tyler.....	1-0
Lamar.....	1-0	Troy.....	1-0
UL-Lafayette.....	1-1	Tulane.....	1-1
UL-Monroe.....	1-1	Utah St.....	1-0
Louisville.....	0-1	Vermont.....	0-1
Maryland Eastern Shore.....	1-0	Villanova.....	1-2
Michigan.....	1-0	West Virginia.....	1-1
Middle Tennessee St.....	0-1	Western Carolina.....	1-0
Milwaukee.....	2-0	Western Kentucky.....	0-1
Mississippi.....	0-1	Wisconsin.....	1-1
Mississippi St.....	0-1	Xavier.....	1-0
Missouri.....	0-1	TOTALS.....	49-31

coach from 1992-94 at Oklahoma City University where he assisted the team to the 1994 NAIA championship after it advanced to the Sweet 16 the previous year.

Williams served as a student assistant from 1990-92 at Navarro College (Corsicana, Texas) where the team won consecutive conference titles while sporting a 45-17 record during his tenure. He began his undergraduate career under mentor Lewis Orr, who was inducted into the National Junior College Athletic Association Hall of Fame in 2009 after a 37-year career at the junior college level.

The Van Alstyne, Texas, native earned a bachelor's degree in kinesiology from Oklahoma City University in 1994 before completing his master's work at Texas A&M-Kingsville in 1999.

Williams is married to the former Corey Norman and the couple has two daughters, Zera (7) and Addyson (1), and two sons, Calvin (6) and Mason (3).

Coaching Career

2008-09	Head Coach	Marquette	NCAA Second Round
2007-08	Assistant Coach	Marquette	NCAA Second Round
2006-07	Head Coach	New Orleans	
2004-05/2005-06	Assistant Coach	Texas A&M	NCAA Second Round (2005-06) NIT Third Round (2004-05)
2003-04	Associate Head Coach	Colorado State	
2000-01/2002-03	Assistant Coach	Colorado State	NCAA First Round (2002-03)
1999-00	Assistant Coach	Northwestern State	
1998-99	Assistant Coach	Texas A&M-Kingsville	
1994-95/1997-98	Assistant Coach	Texas-Arlington	
1992-93/1993-94	Student Assistant Coach	Oklahoma City Univ.	
1990-91/1991-92	Student Assistant Coach	Navarro College	


Williams File

Birth Date:	September 1, 1972
Hometown:	Van Alstyne, Texas
Family:	Corey (wife) and children Zera (7), Calvin (6), Mason (3) and Addyson (1)
Education:	Texas A&M-Kingsville, 1999 (Master's in Kinesiology) Oklahoma City Univ., 1994 (Bachelor's in Kinesiology)

Marquette Game Notes



dariusjohnson-odom



So. | 6-2 | 200 | Guard
Raleigh, NC
Wakefield HS/Hutchinson CC

mauriceacker




Sr. | 5-8 | 165 | Guard
Hazel Crest, IL
Hillcrest HS/Ball State

juniorcadougan




Fr. | 6-1 | 205 | Guard
Toronto, Canada
Christian Life Center Academy

davidcubillan



Sr. | 6-0 | 175 | Guard
Maracaibo, Venezuela
St. Benedict's Prep

erikwilliams



Fr. | 6-7 | 200 | Forward
Houston, TX
Cypress Springs HS

josephfulce



Jr. | 6-7 | 205 | Forward
Plano, TX
Plano HS/Tyler JC

dwightbuycks




Jr. | 6-3 | 190 | Guard
Milwaukee, WI
Bay View HS/Indian Hills JC

lazarhayward



Sr. | 6-6 | 225 | Forward
Buffalo, NY
Notre Dame Prep

jimmybutler



Jr. | 6-6 | 215 | Guard
Tomball, TX
Tomball HS/Tyler JC

chrisotule




So. | 6-10 | 260 | Center
Richmond, TX
Ft. Bend Bush HS

robertfrozena



Jr. | 6-1 | 190 | Guard
Sherwood, WI
St. Mary Central HS

youssouphambao



Fr. | 7-2 | 215 | Center
Dakar, Senegal
Stoneridge Prep

buzzwilliams



Head Coach
Second Year at Marquette
Oklahoma City, 1994

Pronunciation Guide

Dwight Buycks	bikes
Junior Cadougan	cah-do-gan
David Cubillan	dah-veed coo-bee-yahn
Lazar Hayward	lah-zahr
Joseph Fulce	fuhlse
Youssoupha Mbao	you-sof-a m-bow
Chris Otule	oh-tool-ay

Marquette Game Notes



Page 9

MSOE 47, Marquette 106 (Exhibition)												
Nov. 7, 2009						Milwaukee, Wis.						
MSOE	min	fg-a	3fg-a	ft-a	reb	ast	to	bk	st	pf	pts	
Luke Larson	14	1-5	0-1	0-0	1	1	5	0	2	2	2	2
Austin Meier	28	1-4	0-1	0-0	1	4	3	0	1	2	2	2
Jeremy Orr	21	3-6	1-2	0-0	8	0	2	0	0	4	7	
Austin Keams	17	0-1	0-1	0-0	0	0	1	0	0	1	0	0
Bennett Deacon	19	2-5	1-3	0-0	1	1	3	0	0	0	5	
Alex Ahola	9	0-4	0-4	0-0	0	0	1	0	1	0	0	0
Joe Cap	2	0-1	0-1	0-0	0	0	0	0	0	0	0	0
Rob Linzmeier	19	4-7	3-5	0-0	1	2	2	0	1	0	11	
Tyler Morgan	20	2-2	2-2	4-4	0	4	5	0	1	2	10	
Imani Graham	19	1-3	0-1	3-4	3	1	2	0	0	4	5	
Mike Ricciardi	13	1-4	1-3	0-0	2	0	0	0	0	1	3	
Bob Wilson	12	0-4	0-0	2-2	2	0	0	0	0	1	2	
Eric Bohrer	7	0-1	0-0	0-2	2	0	0	1	0	2	0	
Team					1							
Totals	15-47	8-24	9-12	20	13	25	1	6	19	47		
MARQUETTE	min	fg-a	3fg-a	ft-a	reb	ast	to	bk	st	pf	pts	
Joseph Fulce	17	2-5	0-0	2-2	6	5	1	0	0	1	6	
Lazar Hayward	17	8-10	4-5	4-4	2	2	2	0	3	4	24	
Jimmy Butler	19	3-6	1-1	7-8	10	0	0	1	2	0	14	
Maurice Acker	28	1-7	0-3	1-2	4	2	2	0	0	0	3	
David Cubillan	24	5-7	2-3	0-0	4	9	0	0	4	1	12	
Darius Johnson-Odom	12	2-4	1-2	0-0	3	0	0	1	1	5		
Erik Williams	8	2-4	0-0	0-0	2	0	1	1	0	2	4	
Dwight Buycks	23	5-7	1-1	4-4	3	2	0	0	2	0	15	
Jeronne Maymon	16	2-5	0-0	3-6	7	0	1	0	4	1	7	
Chris Otule	16	6-8	0-0	2-5	5	0	2	1	0	0	14	
Robert Frozena	6	1-1	0-0	0-0	1	1	0	0	0	2		
Youssoupha Mbaou	14	0-1	0-0	0-0	1	0	2	0	0	2	0	
Team					3							
Totals	37-65	9-15	23-31	48	24	11	3	16	14	106		

Halftime: MU 53-25. **Dead Ball Rebounds:** MU 2-1.
Technical: None. **Officials:** John Higgins, Paul Janssen, Lamar Simpson. **Attendance:** 13,821.

Centenary 62, Marquette 85												
Nov. 13, 2009						Milwaukee, Wis.						
CENTENARY	min	fg-a	3fg-a	ft-a	reb	ast	to	bk	st	pf	pts	
Jerrald Bonham	25	3-6	0-0	3-3	4	3	3	1	0	5	9	
Roman Turner	26	0-5	0-3	4-4	0	3	2	0	1	5	4	
David Perez	34	8-16	4-10	5-5	1	3	0	2	0	25		
Daman Starring	37	0-8	0-3	5-6	6	3	5	0	2	2	5	
Maxx Nakwaasah	28	2-5	0-2	0-0	5	0	3	0	2	4	4	
Leo Davis	7	0-2	0-1	0-0	1	1	1	0	0	1	0	
Matt Marseille	32	4-8	2-4	1-2	2	2	1	0	0	2	11	
Travis Sims	11	1-1	1-1	0-0	0	0	0	0	0	0	3	
David Swartz	9	0-2	0-2	1-2	3	0	1	0	0	5	1	
Jeron Trotman	1	0-0	0-0	0-0	1	0	0	0	0	0	0	
Team					3							
Totals	18-53	7-26	19-22	26	15	17	1	7	24	62		
MARQUETTE	min	fg-a	3fg-a	ft-a	reb	ast	to	bk	st	pf	pts	
Joseph Fulce	20	1-4	0-1	3-4	6	1	0	2	2	3	5	
Lazar Hayward	18	4-10	0-3	1-1	5	2	3	0	0	4	9	
Jimmy Butler	32	11-16	0-0	5-5	13	2	1	1	1	1	27	
David Cubillan	28	3-6	0-3	0-2	1	6	1	0	1	1	6	
Dwight Buycks	29	2-7	1-3	2-2	5	4	1	0	2	2	7	
Darius Johnson-Odom	23	3-6	2-5	2-2	2	1	2	0	1	3	10	
Maurice Acker	19	5-9	0-1	1-2	1	4	1	0	1	4	11	
Erik Williams	2	0-0	0-0	1-2	1	0	0	1	0	1	1	
Jeronne Maymon	21	3-4	0-0	3-4	5	0	3	0	1	2	9	
Chris Otule	6	0-1	0-0	0-2	1	0	2	1	0	2	0	
Robert Frozena	2	0-0	0-0	0-0	0	0	0	0	0	0	0	
Team					3							
Totals	32-63	3-16	18-26	43	20	14	5	9	23	85		

Halftime: MU 40-29. **Dead Ball Rebounds:** MU 3-2.
Technical: None. **Officials:** Tim Higgins, Mike Roberts, James Breeding. **Attendance:** 14,093.

UMES 60, Marquette 86												
Nov. 17, 2009						Milwaukee, Wis.						
UMES	min	fg-a	3fg-a	ft-a	reb	ast	to	bk	st	pf	pts	
Neal Pitt	30	1-5	0-1	2-2	8	0	1	1	1	3	4	
Lyvann Obama-Obama	14	0-1	0-0	0-0	0	0	1	0	0	1	0	
Kevin White	36	2-9	0-3	2-2	0	11	7	0	0	1	6	
Hillary Haley	32	8-16	2-3	4-4	2	1	4	0	1	2	22	
Mark Robertson	33	5-9	5-8	0-1	1	1	3	2	2	1	15	
Jamal Edwards	2	0-0	0-0	0-0	0	0	0	0	0	0	0	
Sean Berry	16	1-1	0-0	1-3	3	0	1	1	0	2	3	
Josh Bright	2	0-1	0-1	2-2	0	0	1	0	0	0	2	
Tim Burns	18	2-4	0-1	0-0	4	0	0	0	0	0	4	
James Cotton	14	1-2	0-0	0-1	4	1	1	0	0	2	2	
Tyler Hines	2	0-3	0-0	0-0	2	0	0	0	0	1	0	
Robert Tucker	1	1-1	0-0	0-0	1	0	0	0	0	1	2	
Team					4							
Totals	21-52	7-17	11-15	29	14	19	4	4	14	60		
MARQUETTE	min	fg-a	3fg-a	ft-a	reb	ast	to	bk	st	pf	pts	
Joseph Fulce	6	0-0	0-0	0-0	1	0	0	1	0	1	0	
Lazar Hayward	30	12-20	1-5	3-4	8	2	0	0	2	3	28	
Jimmy Butler	34	4-5	3-3	2-2	7	3	1	0	2	4	13	
David Cubillan	33	5-8	2-5	0-0	3	6	1	0	1	1	12	
Dwight Buycks	25	4-8	2-4	2-3	3	3	3	0	2	1	12	
Darius Johnson-Odom	12	1-6	1-5	0-0	1	1	1	0	1	1	3	
Maurice Acker	25	3-8	1-4	1-2	1	4	1	0	3	1	8	
Jeronne Maymon	22	1-4	0-0	2-4	6	2	1	0	0	2	4	
Chris Otule	11	3-4	0-0	1-1	3	0	1	3	0	2	6	
Robert Frozena	2	0-0	0-0	0-0	1	0	0	0	0	1	0	
Team					2							
Totals	33-63	10-26	10-16	36	21	9	4	11	17	86		

Halftime: MU 40-33. **Dead Ball Rebounds:** 2-2.
Technical: None. **Officials:** John Gaffney, Todd Williams, Gene Steratore. **Attendance:** 13,511.

Grambling St. 41, Marquette 87												
Nov. 21, 2009						Milwaukee, Wis.						
Grambling St.	min	fg-a	3fg-a	ft-a	reb	ast	to	bk	st	pf	pts	
George Akpele	19	2-5	0-0	0-0	4	0	2	2	1	3	4	
Ariece Perkins	38	6-11	1-3	7-8	8	2	7	0	2	0	20	
Demarcus Blunt	8	0-3	0-0	0-0	1	0	0	0	1	2	0	
Tomez Young	28	3-9	1-4	3-4	3	2	1	0	2	3	10	
Lance Fuertado	26	2-8	0-2	0-0	4	0	2	0	0	4	4	
Allan Saint-Gelais	1	0-0	0-0	0-0	0	0	0	0	0	0	0	
Donald Qualls	21	1-5	1-4	0-0	1	1	1	0	1	2	3	
Terdarin Bryson	16	0-3	0-2	0-0	1	0	3	1	0	1	0	
Maurice Wilkerson	21	0-0	0-0	0-0	2	0	1	1	0	4	0	
Kevin Loyd	22	0-4	0-2	0-0	1	0	5	0	1	1	0	
Team					3							
Totals	14-48	3-17	10-12	28	5	22	4	8	20	41		
MARQUETTE	min	fg-a	3fg-a	ft-a	reb	ast	to	bk	st	pf	pts	
Lazar Hayward	20	5-12	0-2	2-2	5	4	1	0	2	4	12	
Jimmy Butler	27	4-5	1-2	6-7	2	3	0	0	2	1	15	
Chris Otule	8	2-3	0-0	1-3	2	0	0	1	0	1	5	
David Cubillan	30	3-10	1-4	1-1	6	1	3	0	5	1	8	
Dwight Buycks	29	4-8	2-3	0-1	10	7	3	0	1	1	10	
Darius Johnson-Odom	16	3-5	3-4	4-4	1	2	1	0	1	1	13	
Maurice Acker	17	3-6	2-3	1-2	3	4	2	0	1	1	9	
Erik Williams	12	3-5	0-1	0-0	3	0	0	0	1	1	6	
Joseph Fulce	21	2-4	0-1	1-2	5	0	2	1	1	0	5	
Jeronne Maymon	11	0-1	0-0	0-0	5	0	1	0	0	2	0	
Robert Frozena	3	1-1	0-0	1-3	0	0	0	0	0	0	3	
Youssoupha Mbaou	6	0-0	0-0	1-2</								

Marquette Game Notes



Page 10

Michigan 65, Marquette 79

Nov. 27, 2009 Orlando, Fla.

Michigan	min	fg-a	3fg-a	ft-a	reb	ast	to	bk	st	pf	pts
Zack Novak	31	1-2	0-1	1-2	5	3	0	0	0	4	3
DeShawn Sims	31	3-10	0-2	2-2	6	0	3	2	3	1	8
Manny Harris	38	9-16	0-4	4-6	8	4	1	0	0	1	22
Darius Morris	28	1-5	0-0	0-0	1	3	2	0	0	4	2
Laval Lucas-Perry	26	4-7	2-4	2-4	2	0	1	0	1	3	12
Stu Douglass	20	2-7	0-5	1-1	0	2	1	0	1	0	5
Eso Akunne	1	0-0	0-0	0-0	0	0	0	0	0	1	0
Anthony Wright	9	1-2	0-1	0-0	1	0	1	0	0	1	2
Matt Vogrich	6	1-1	1-1	0-0	0	1	0	0	0	1	3
Zack Gibson	10	3-5	0-2	2-3	3	1	0	0	0	1	8
Team					1						
Totals	25-55	3-20	12-18	27	14	9	2	5	17	65	

MARQUETTE	min	fg-a	3fg-a	ft-a	reb	ast	to	bk	st	pf	pts
Lazar Hayward	29	7-17	1-6	7-8	9	1	3	0	0	4	22
Jimmy Butler	35	5-9	0-0	7-8	9	2	2	0	2	2	17
Darius Johnson-Odom	35	5-9	2-4	2-3	4	3	2	0	1	2	14
David Cubillan	28	1-2	1-2	0-0	2	0	0	0	0	3	3
Dwight Buycks	28	6-10	0-1	1-1	3	2	2	0	0	5	13
Maurice Acker	29	3-5	2-4	0-1	0	4	0	1	2	1	8
Joseph Fulce	3	0-0	0-0	0-0	0	1	0	0	0	1	0
Jeronne Maymon	13	1-1	0-0	0-0	3	0	1	0	0	2	2
Team					3						
Totals	28-53	6-17	17-21	33	15	10	1	5	20	79	

Halftime: MU 44-35. Dead Ball Rebounds: UM 4-0. Technicals: None. Officials: Rick Hartzell, Rick Crawford, John Higgins. Attendance: 3,660.

Florida St. 57, Marquette 56

Nov. 29, 2009 Orlando, Fla.

Florida St.	min	fg-a	3fg-a	ft-a	reb	ast	to	bk	st	pf	pts
Chris Singleton	32	7-13	2-3	2-5	10	3	3	1	4	4	18
Ryan Reid	16	1-2	0-0	0-0	1	1	3	1	0	2	2
Solomon Alabi	22	4-7	0-0	0-0	7	0	3	2	2	1	8
Deividus Dulkyis	23	2-6	0-4	0-0	1	2	1	1	1	4	4
Derwin Kitchen	31	6-13	2-5	0-0	5	1	1	0	1	0	14
Xavier Gibson	11	1-1	0-0	0-1	3	1	2	0	1	1	2
Jordan Demercy	19	2-3	0-0	1-2	6	0	1	0	1	3	5
Luke Louks	22	1-3	0-1	0-0	3	4	2	0	2	2	2
Michael Snaer	24	1-9	0-3	0-0	1	1	3	0	0	0	2
Team					1						
Totals	25-57	4-16	3-8	38	13	19	5	12	17	57	

MARQUETTE	min	fg-a	3fg-a	ft-a	reb	ast	to	bk	st	pf	pts
Lazar Hayward	28	9-22	1-5	2-2	10	0	4	1	4	3	21
Jimmy Butler	34	3-6	0-0	4-12	11	0	3	0	2	1	10
Darius Johnson-Odom	33	6-11	3-6	2-3	1	0	2	0	3	3	17
David Cubillan	27	0-6	0-5	2-2	1	1	1	0	2	1	2
Dwight Buycks	34	2-4	0-1	0-0	4	2	5	0	2	0	4
Maurice Acker	26	1-3	0-1	0-0	1	2	1	0	1	2	2
Joseph Fulce	7	0-0	0-0	0-0	3	0	0	0	0	1	0
Jeronne Maymon	11	0-2	0-0	0-0	2	0	0	0	1	3	0
Youssofha Mbao	1	0-0	0-0	0-0	0	0	0	0	0	0	0
Team					2						
Totals	21-54	4-18	10-19	35	5	16	1	15	14	56	

Halftime: MU 30-18. Dead Ball Rebounds: FSU 2-2. Technicals: None. Officials: Jim Burr, Mike Kitts, Doug Shows. Attendance: 2,225.

NC St. 77, Marquette 73

Dec. 5, 2009 Milwaukee, Wis.

NC St.	min	fg-a	3fg-a	ft-a	reb	ast	to	bk	st	pf	pts
Scott Wood	24	2-5	1-3	0-0	1	2	0	0	5	0	5
Tracy Smith	35	9-14	0-0	1-3	11	3	1	1	1	2	19
Dennis Homer	33	4-8	1-1	4-6	3	2	2	0	2	3	13
Javier Gonzalez	27	5-8	3-5	2-5	1	7	4	0	1	1	15
C.J. Williams	24	3-5	1-1	0-0	3	3	2	0	1	1	7
Richard Howell	7	0-0	0-0	0-0	2	0	1	0	2	0	0
DeShawn Painter	4	0-1	0-0	0-0	2	0	1	1	0	4	0
Farnold Degand	14	3-4	0-0	0-0	0	2	0	0	0	2	6
Josh Davis	16	3-5	0-0	3-6	6	0	1	0	2	1	9
Julius Mays	16	1-6	1-2	0-0	1	3	0	0	0	0	3
Team					3						
Totals	30-56	7-12	10-20	33	22	12	2	14	16	77	

MARQUETTE	min	fg-a	3fg-a	ft-a	reb	ast	to	bk	st	pf	pts
Lazar Hayward	37	6-16	1-4	2-2	6	2	5	0	0	3	15
Jimmy Butler	34	6-14	2-3	5-6	12	1	0	0	2	2	19
Darius Johnson-Odom	34	3-6	3-4	2-4	5	1	3	0	0	5	11
David Cubillan	33	2-6	1-4	0-0	2	5	0	0	1	0	5
Dwight Buycks	30	2-10	0-3	3-4	2	1	5	0	4	4	7
Maurice Acker	18	3-7	2-4	2-2	2	7	2	0	2	4	10
Joseph Fulce	14	3-7	0-0	0-0	7	0	0	0	0	0	6
Team					5						
Totals	25-66	9-22	14-18	41	17	15	0	9	18	73	

Halftime: MU 36-25. Dead Ball Rebounds: NC St. 5-1. Technicals: None. Officials: Jim Burr, Mike Kitts, Sean Hull. Attendance: 15,803.

Milwaukee 51, Marquette 71

Dec. 8, 2009 Milwaukee, Wis.

Milwaukee	min	fg-a	3fg-a	ft-a	reb	ast	to	bk	st	pf	pts
Tony Meier	15	2-4	1-3	0-1	4	0	1	0	0	2	5
James Eays	22	1-4	0-2	0-0	1	1	3	0	0	2	2
Deonte Roberts	12	0-1	0-0	1-2	4	0	4	0	0	1	1
Ricky Franklin	30	2-7	1-5	3-4	1	1	5	0	0	2	8
Jerard Ajami	30	1-3	0-2	0-0	4	2	2	0	0	3	2
Ja'Rob McCallum	19	3-8	2-4	0-0	2	2	1	0	3	3	8
Riley Walker	2	0-0	0-0	0-0	0	0	0	0	0	0	0
Patrick Souter	14	3-5	0-0	0-0	1	0	0	1	0	0	6
Anthony Hill	21	4-8	0-0	2-2	3	3	2	0	1	2	10
Lonnie Boga	17	1-3	0-0	0-0	1	1	1	0	1	2	2
Jason Averkamp	18	2-3	0-0	3-3	5	0	0	0	0	1	7
Team					2						
Totals	19-46	4-16	9-12	28	10	20	1	5	18	51	

MARQUETTE	min	fg-a	3fg-a	ft-a	reb	ast	to	bk	st	pf	pts
Joseph Fulce	15	1-3	0-0	0-0	4	0	2	1	1	1	2
Lazar Hayward	28	4-11	1-5	4-6	4	2	4	0	2	3	13
Jimmy Butler	29	6-6	0-0	7-9	5	2	1	2	2	0	19
Maurice Acker	28	1-5	0-2	6-6	2	1	0	0	4	2	6
David Cubillan	30	2-2	2-2	0-0	1	0	0	0	2	6	
Darius Johnson-Odom	23	6-9	3-4	0-0	4	3	1	0	2	1	15
Erik Williams	9	0-0	0-0	0-0	2	0	0	0	2	0	0
Dwight Buycks	21	0-6	0-2	0-0	1	5	2	0	2	2	0
Jeronne Maymon	13	4-4	0-0	0-0	1	1	1	0	0	4	8
Youssofha Mbao	4	0-0	0-0	0-0	1	0	0	0	0	1	0
Team					1						
Totals	24-46	6-15	17-21	26	14	12	3	13	17	71	

Halftime: MU 30-19. Dead Ball Rebounds: MU 2-0. Technicals: None. Officials: Jamie Luckie, Todd Williams, Tony Crisp. Attendance: 14,244.

Wisconsin 72, Marquette 63

Dec. 12, 2009 Madison, Wis.

Wisconsin	min	fg-a	3fg-a	ft-a	reb	ast	to	bk	st	pf	pts
Jon Leuer	38	9-14	1-1	5-7	12	1	1	3	1	3	24
Keaton Nankivil	22	0-1	0-0	2-2	3	0	0	0	0	3	2
Trevon Hughes	29	3-11	0-2	7-12	3	2	2	0	1	3	13
Jason Bohannon	34	2-7	1-3	3-4	1	1	2	1	1	1	8
Tim Jarmusz	26	1-1	0-0	3-4	4	0	0	0	1	3	5
Ryan Evans	17	2-6	0-0	0-0	2	0	2	0	2	2	4
Jordan Taylor	31	5-11	0-3	3-4	3	3	0	0	0	3	13
Rob Wilson	3	1-1	1-1	0-0	0	1	0	0	1	0	3
Team					2						
Totals	23-52	3-10	23-33	30	8	7	4	7	18	72	

MARQUETTE	min	fg-a	3fg-a	ft-a	reb	ast	to	bk	st	pf	pts
Joseph Fulce	6	2-3	0-0	0-0	2	0	0	0	0	2	4
Lazar Hayward	40</										

Marquette Game Notes



Page 11

Presbyterian 62, Marquette 102

Dec. 27, 2009

Milwaukee, Wis.

Presbyterian	min	fg-a	3fg-a	ft-a	reb	ast	to	bk	st	pf	pts
Jake Trovli	30	2-8	0-1	2-2	4	0	4	1	0	3	6
Chase Holmes	27	3-7	1-2	5-6	1	1	3	0	1	3	12
Travis Smith	31	3-7	2-5	0-4	3	4	1	0	0	3	8
Khalid Mutakabbir	34	6-8	0-1	2-2	3	3	3	0	0	3	14
Zach Faircloth	39	6-10	3-5	0-0	4	3	1	0	2	2	15
Kevin Davis	8	0-0	0-0	0-0	0	0	2	0	0	0	0
Ryan Hargrave	19	2-6	2-3	0-0	4	0	0	1	0	1	6
Walt Allen	1	0-0	0-0	0-0	0	0	0	0	0	0	0
Jay Reynolds	11	0-0	0-0	1-2	1	0	1	0	0	1	1
Team					0						
Totals	22-46	8-17	10-16	20	11	15	2	3	16	62	

MARQUETTE	min	fg-a	3fg-a	ft-a	reb	ast	to	bk	st	pf	pts
Joseph Fulce	18	3-4	0-0	0-0	5	3	0	0	0	1	6
Lazar Hayward	29	9-15	2-3	3-4	7	1	0	1	3	3	23
Jimmy Butler	28	5-8	0-1	6-7	8	5	0	0	2	0	16
David Cubillan	18	3-3	2-2	2-2	1	3	1	0	0	1	10
Dwight Buycks	28	6-9	1-3	1-1	4	3	1	0	0	0	14
Darius Johnson-Odom	20	6-9	3-3	0-0	1	4	0	0	0	1	15
Maurice Acker	22	5-10	2-5	2-2	0	1	1	0	1	2	14
Erik Williams	15	2-6	0-0	0-1	6	2	0	0	0	2	4
Robert Frozema	7	0-0	0-0	0-0	1	1	1	0	0	1	0
Youssoupha Mbaou	15	0-0	0-0	0-0	1	1	0	1	1	1	0
Team					0						
Totals	39-64	10-17	14-17	34	24	4	2	7	12	102	

Halftime: MU 49-28. **Dead Ball Rebounds:** PC 3-1. **Technical:** None. **Officials:** Bernard Clinton, Brent Hampton, Lamar Simpson. **Attendance:** 14,321.

West Virginia 63, Marquette 62

Dec. 29, 2009

Morgantown, W.V.

West Virginia	min	fg-a	3fg-a	ft-a	reb	ast	to	bk	st	pf	pts
Kevin Jones	37	8-13	2-2	0-0	3	1	1	1	0	3	18
Wellington Smith	25	0-6	0-1	0-0	3	0	3	2	1	2	0
John Flowers	13	1-3	0-1	1-1	7	3	4	0	0	2	17
Da'Sean Butler	38	8-13	0-1	1-1	7	3	4	0	0	2	17
Devin Ebanks	40	8-12	1-1	2-2	8	4	1	0	1	1	19
Cam Thoroughman	7	0-0	0-0	0-0	0	1	0	0	1	0	0
Joe Mazzulla	17	1-2	0-0	0-1	3	1	2	0	3	2	2
Darryl Bryant	11	1-3	0-0	0-0	3	4	1	1	0	0	2
Dan Jennings	1	0-0	0-0	0-0	0	0	1	0	0	1	0
Casey Mitchell	11	1-3	1-2	0-0	2	0	1	0	0	0	3
Team					1						
Totals	28-56	4-8	3-4	16	16	4	6	13	63		

MARQUETTE	min	fg-a	3fg-a	ft-a	reb	ast	to	bk	st	pf	pts
Joseph Fulce	10	0-1	0-0	0-0	0	1	0	0	0	1	0
Lazar Hayward	36	9-20	4-7	2-2	4	0	2	0	2	1	24
Jimmy Butler	37	3-5	1-1	2-3	3	3	1	1	1	2	9
David Cubillan	20	1-3	1-3	0-0	0	0	1	0	1	0	3
Dwight Buycks	37	2-5	0-0	3-4	4	4	0	0	1	3	7
Darius Johnson-Odom	34	5-12	3-4	1-3	6	1	2	1	2	1	14
Maurice Acker	23	2-4	1-1	0-0	3	4	2	0	0	2	5
Youssoupha Mbaou	3	0-0	0-0	0-0	0	0	0	0	0	1	0
Team					2						
Totals	22-50	10-16	8-12	22	13	9	2	7	11	62	

Halftime: MU 37-33. **Dead Ball Rebounds:** WVU 2-1. **Technical:** None. **Officials:** Jim Burr, Karl Hess, Wally Rutecki. **Attendance:** 12,872.

Marquette Game Notes



GAME-BY-GAME SCORING/REBOUNDING

Opponent	Acker	Butler	Buycks	Cubillan	Frozena	Hayward	Johnson-Odom	Maymon	Mbao	Otule	Williams
Centenary	11/1	27/13	7/5	6/1	0/0	9/5	10/2	9/5	DNP	0/1	1/1
Maryland Eastern Shore	8/1	13/7	12/3	12/3	0/1	28/8	3/1	4/6	DNP	6/3	DNP
Grambling State	9/3	15/2	10/10	8/6	3/0	12/5	13/1	0/5	1/0	5/2	6/3
South Dakota	11/0	13/5	2/5	9/0	3/1	20/8	18/2	9/6	0/1	DNP	4/1
vs. Xavier	11/1	15/6	5/7	5/4	DNP	27/3	8/2	0/5	DNP	DNP	DNP
vs. 15/15 Michigan	8/0	17/9	13/3	3/2	DNP	22/9	14/4	2/3	DNP	DNP	DNP
vs. Florida State	2/1	10/11	4/4	2/1	DNP	21/10	17/1	0/2	0/0	DNP	DNP
RV/-- North Carolina State	10/2	19/12	7/2	5/2	DNP	15/6	11/5	DNP	DNP	DNP	DNP
Milwaukee	8/2	19/5	0/1	6/1	DNP	13/4	15/4	8/1	0/1	DNP	0/2
@ 20/23 Wisconsin	6/5	8/4	4/1	3/0	DNP	21/12	13/1	4/5	0/0	DNP	DNP
North Florida	4/2	21/4	9/7	5/2	0/1	13/7	7/2	--	0/2	DNP	6/3
Presbyterian	14/0	16/8	14/4	10/1	0/1	23/7	15/1	--	0/1	DNP	4/6
@ 6/6 West Virginia	5/3	9/3	7/4	3/0	DNP	24/4	14/6	--	0/0	DNP	DNP
8/8 Villanova											
Georgetown											
@ Villanova											
Providence											
@ DePaul											
@ Syracuse											
Rutgers											
@ Connecticut											
DePaul											
@ Providence											
USF											
Pittsburgh											
@ Cincinnati											
@ St. John's											
@ Seton Hall											
Louisville											
Notre Dame											

Marquette's Record When

	2008-09	Under Williams
Leading at half	9-3	27-4
Trailing at half	0-1	5-9
Tied at half	0-0	2-1
Scoring 70 or more points	9-1	30-8
Allowing 80 or more points	0-0	4-7
Holding opponents to 60 points or less	4-1	13-2
Holding opponents to 65 points or less	8-2	21-4
Shooting 50 percent or better	7-0	16-1
Opponents shoot 50 percent or better	1-2	5-6
Opponent shoots under 40 percent	4-0	13-0
MU's FG percent is same or higher than opp.	9-0	26-0
MU's FG percent is lower than opp.	0-4	8-14
MU's 3FG percent is higher than 40 percent	5-2	17-5
Opponent's 3FG percent is higher than 40 percent	3-2	10-5
MU shoots more FT than opponent	8-2	31-8
MU shoots fewer FT than opponent	1-2	3-6
MU shoots same FT as opponent	0-0	0-0
Out-rebounded opponent	7-2	26-6
Out-rebounded by opponent	2-2	8-7
Rebounds tied	0-0	0-1
Same or fewer turnovers as opp.	8-2	31-8
More turnovers than opponent	1-2	3-6
Overtime games	0-0	0-1
In games decided by 5 pts. or less	0-3	4-7
In games decided by 6-10	1-1	6-2
In games decided by 11-15	1-0	6-4
In games decided by 16 pts. or more	7-0	18-1
vs Ranked Teams (AP or Coaches)	1-2	6-10
vs 1-25 in RPI (www.collegerpi.com, at time of game)	0-3	4-11
vs 26-50 in RPI	0-1	2-2
vs 51-100 in RPI	1-0	8-0
vs 101-150 in RPI	1-0	6-1
vs 151-200 in RPI	3-0	7-0
vs 201-324 in RPI	4-0	7-0
When winning the opening tip	3-1	17-6
When scoring first	6-0	20-5

Team Superlatives by Half

	First Half	Second Half
Points	49 vs. Presbyterian (12/27)	53 vs. Presbyterian (12/27)
Fewest Pts. Allowed	15 vs. Grambling St. (11/21)	23 vs. North Florida (12/19)
FG Percentage	70.4 vs. Presbyterian (12/27)	58.6 vs. Grambling St. (11/21)
Lowest FG Pct. Allowed	23.8 vs. Grambling St. (11/21)	27.6 vs. North Florida (12/19)
3-Point Percentage	70.0 vs. West Virginia (12/29)	66.7 vs. South Dakota (11/24)
FT Made	7 Four times	14 vs. Milwaukee (12/8)
Rebounds	24 vs. N.C. State (12/4)	23 vs. North Florida (12/19)
Assists	14 vs. South Dakota (11/24)	12 Twice
Blocks	3 Twice	3 vs. Centenary (11/13)
Steals	11 vs. Florida State (11/29)	7 Twice

Individual Superlatives by Half

	First Half	Second Half
Points	18 Lazar Hayward	vs. South Dakota (11/24)
3-Point Made	4 Lazar Hayward	vs. West Virginia (12/29)
FT Made	5 Three times	
Rebounds	9 Jimmy Butler	vs. Centenary (11/13)
Assists	5 David Cubillan	vs. N.C. State (12/5)
Points	18 Lazar Hayward	vs. UMES (11/17)
3-Point Made	3 Four times	
FT Made	7 Lazar Hayward	vs. Michigan (11/27)
Rebounds	8 Jimmy Butler	vs. N.C. State (12/5)
Assists	5 Dwight Buycks	vs. Grambling St. (11/21)

Marquette Game Notes



Page 14

MU as an AP-Ranked Team

Rk.	Last Time	All Time	Williams
1.	9 Notre Dame 65, MU 59 (2/26/78)	4-1	-
2.	MU 75, Xavier 53 (2/20/78)	57-6	-
3.	Miami (Ohio) 84, MU 81 (3/11/78) *	31-3	-
4.	MU 97, 11 UNLV 81 (1/15/78)	16-2	-
5.	MU 67, Wichita State 56 (1/2/78)	18-5	-
6.	MU 67, 11 Clemson 49 (12/27/76)	16-6	-
7.	MU 67, 5 N. Carolina 59 (3/28/77) *	19-4	-
8.	6 Louisville 62, MU 58 (3/1/09)	21-8	3-3
9.	4 Cincinnati 63, MU 62 (2/20/02)	21-7	-
10.	MU 78, Georgetown 72 (2/21/09)	22-5	3-1
11.	MU 79, DePaul 70 (1/24/09)	18-5	1-0
12.	MU 77, Savannah St. 37 (12/27/07)	18-4	-
13.	25 Syracuse 86, MU 79 (3/7/09)	28-16	0-2
14.	MU 91, Providence 82 (1/17/09)	10-2	1-0
15.	Dayton 89, MU 75 (11/29/08)	13-5	4-1
16.	MU 95, Houston Baptist 64 (11/14/08)	18-6	1-0
17.	MU 75, Cincinnati 60 (2/2/08)	19-1	-
18.	MU 75, 25 West Virginia 53 (1/10/09)	15-3	2-0
19.	MU 77, Morgan St. 57 (12/22/06)	4-3	-
20.	MU 75, 12 Pittsburgh 71 (3/3/07)	13-8	-
21.	10 Villanova 76, MU 75 (3/12/09)	9-5	1-1
22.	MU 101, Milwaukee 51 (3/5/94)	8-3	-
23.	9 Missouri 83, MU 79 *	4-4	2-1
24.	16 Tennessee 80, MU 68 (12/16/08)	12-4	1-1
25.	MU 61, Wisconsin 58 (12/6/08)	12-3	2-0
Totals		422-119	21-10

MU Against AP-Ranked Teams

Rk.	Last Time	All Time	Williams
1.	9 MU 83, Kentucky 69 (3/29/03) *	1-6	-
2.	Connecticut 93, 8 MU 82 (2/25/09)	2-11	0-1
3.	Pittsburgh 90, 13 MU 75 (3/4/09)	0-10	0-1
4.	Villanova 72, MU 67 (2/4/06)	5-9	-
5.	Kansas 85, MU 61 (1/28/92)	3-11	-
6.	West Virginia 63, Marquette 62	6-16	0-2
7.	MU 74, Cincinnati 72 (3/2/96)	5-6	-
8.	Cincinnati 85 21 MU 84 (3/9/96)	2-9	-
9.	Missouri 83, 23 MU 79 (3/22/09) *	7-9	0-1
10.	Villanova 76, 21 MU 75 (3/12/09)	5-7	0-1
11.	Georgetown 70, MU 68 (OT) (3/1/08)	7-5	-
12.	20 MU 75, Pittsburgh 71 (3/3/07)	3-7	-
13.	Villanova 102, 10 Marquette 84	3-4	0-1
14.	25 MU 89, Notre Dame 79 (3/13/08)	6-4	-
15.	MU 79, Michigan 65 (11/27/09)	5-2	2-0
16.	16 Tennessee 80, MU 68 (12/16/08)	2-4	0-1
17.	MU 57, Georgetown 51 (2/16/06)	4-4	-
18.	MU 60, UAB 58 (1/19/94)	3-2	-
19.	MU 80, Wisconsin 65 (12/31/94)	5-3	-
20.	Wisconsin 72, Marquette 63 (12/12/09)	4-5	0-1
21.	MU 81, 21 West Virginia 63 (1/13/07)	4-1	-
22.	MU 72, Pittsburgh 54 (2/15/08)	3-3	-
23.	Georgetown 62, MU 59 (3/9/06)	3-3	-
24.	MU 73, Connecticut 69 (1/10/07)	2-1	-
25.	Syracuse 86, 13 MU (3/7/09)	4-2	2-1
Totals		96-143	4-10

The Last Time

Team	Marquette	Opponent
100+ Points	102-62 vs. Presbyterian (12/27/09)	84-102 at Villanova (2/10/09)
90+ Points	102-62 vs. Presbyterian (12/27/09)	75-90 at Pittsburgh (3/4/09)
Under 50 Points	40-54 vs. Western Michigan (3/14/05)	87-41 vs. Grambling St. (11/21/09)
FG Pct. 60+	60.9 vs. Presbyterian (12/27/09)	63.0 at Pittsburgh (3/4/09)
Five or fewer turnovers	4 vs. Presbyterian (12/27/09)	5 at West Virginia (1/14/06)
Five Players, 10+ pts.	102-62 vs. Presbyterian (12/27/09)	79-83 vs. Missouri (3/22/09)
Team	Marquette Win	Marquette Loss
Ranked Opponent (AP)	79-65 vs. 15 Michigan (11/27/09)	62-63 vs. 6 West Virginia (12/29/09)
Overtime Game	77-74 vs. Pittsburgh (1/21/07) OT	79-86 vs. 25 Syracuse (3/7/09) OT
Double Overtime	80-79 vs. Louisville (2/28/96) 2OT	74-77 vs. Louisville (2/24/01) 3OT
Triple Overtime	Never	74-77 vs. Louisville (2/24/01) 3OT
Home Opener	85-62 vs. Centenary (11/13/09)	54-67 vs. South Alabama (11/14/00)
Road Openers	68-65 vs. NC State (12/22/08)	63-72 vs. Wisconsin (12/12/09)
Individual	Marquette	Opponent
30+ Points	30, Jerel McNeal 79-83 vs. Missouri (3/22/09)	36, A.J. Price 82-93 vs. Connecticut (2/25/09)
20+ Points	24, Lazar Hayward 62-63 vs. West Virginia (12/29/09)	24, Jon Leuer 63-72 vs. Wisconsin (12/12/09)
10+ Rebounds	10, Joseph Fulce 78-51 vs. North Florida (12/19)	12, Jon Leuer 63-72 vs. Wisconsin (12/12/09)
15+ Rebounds	17, Lazar Hayward 79-70 vs. DePaul (1/24/09)	19, Jason Love 71-61 vs. Xavier (11/26/09)
15+ Free Throws	15, Wesley Matthews 68-80 vs. Tennessee (12/16/08)	15, Austin Croshere 59-81 vs. Providence (3/14/97)
10+ Assists	11, Jerel McNeal 94-82 vs. Georgetown (1/31/09)	11, Kevin White 86-60 vs. UMES (11/17/09)
Double-Double	13 pts, 10 reb, Joseph Fulce 63-72 vs. Wisconsin (12/12/09)	24 pts, 12 reb, Jon Leuer 63-72 vs. Wisconsin (12/12/09)
Triple-Double	29 pts, 11 reb, 11 ast, Dwyane Wade 83-69 vs. Kentucky (3/29/03)	22 pts, 12 reb, 10 blk, Eric Hicks 66-70 vs. Cincinnati (1/8/05)

This season . . .

Largest halftime lead	21	Twice
Largest halftime deficit	9	vs. Wisconsin (12/12/09)
Largest lead in a game	48	vs. Grambling St. (11/21/09)
Largest deficit in a game	17	vs. Wisconsin (12/12/09)
Largest winning margin	46	vs. Grambling St. (11/21/09)
Largest losing margin	9	vs. Wisconsin (12/12/09)
Largest deficit in a victory	6	vs. Xavier (11/26/09)
Largest lead in a loss	17	vs. Florida State (11/29/09)
Largest home crowd	15,803	vs. N.C. State (12/5/09)
Largest road crowd	17,230	vs. Wisconsin (12/12/09)
Largest neutral crowd	3,660	vs. Michigan (11/27/09)
30-point games	--	
20-point games		Hayward 8, Butler 2
10-rebound games		Butler 3, Hayward 2, Buycks 1, Fulce 1
Double-doubles		Butler 3, Hayward 2, Buycks 1, Fulce 1

* denotes NCAA Tournament game



1 Darius Johnson-Odom

Sophomore • Guard • 6-2 • 200 • Raleigh, N.C. • Wakefield/Hutchinson CC



2009-10: Scored 10 points in his Marquette debut vs. Centenary (11/3); shot 3-of-6 from the floor against the Gents, including a pair of 3-pointers ... Shot 3-of-4 from beyond the arc and 4-of-4 from the foul line in scoring 13 points in 16 minutes of action vs. Grambling State (11/21) ... Earned his first career start vs. South Dakota (11/24) and notched career highs in points (18) and assists (5) ... Had a career-high three steals, knocked down three first-half 3-pointers and finished with 17 points vs. Florida State (11/29) ... Connected on three 3-pointers in the first half vs. N.C. State (12/5) and finished with 11 points and five rebounds ... In just 23 minutes of action, scored 15 points on 6-of-9 shooting, including three 3-pointers, to go along with four rebounds, three assists and a pair of steals vs. Milwaukee (12/8) ... Matched his career high for 3-pointers with three treys in the first half vs. Wisconsin (12/12) and finished with 13 points ... Added 15 points on 6-of-9 shooting from the floor, including a perfect 3-of-3 from beyond the arc, and handed out four assists in win over Presbyterian (12/27) ... Went 3-of-4 from 3-point range, collected his first career block and had 14 of the team's 19 points off the bench vs. West Virginia (12/29) ...

Season & Career Highs

Points	
Season	18, vs. South Dakota (11/24/09)
Career	18, vs. South Dakota (11/24/09)
Rebounds	
Season	6, vs. West Virginia (12/29/09)
Career	6, vs. West Virginia (12/29/09)
Assists	
Season	5, vs. South Dakota (11/24/09)
Career	5, vs. South Dakota (11/24/09)
Steals	
Season	3, vs. Florida State (11/29/09)
Career	3, vs. Florida State (11/29/09)
Blocked Shots	
Season	1, vs. West Virginia (12/29/09)
Career	1, vs. West Virginia (12/29/09)
Minutes	
Season	35, vs. Michigan (11/27/09)
Career	35, vs. Michigan (11/27/09)
Field Goals	
Season	6, Four times
Career	6, Four times
Field Goal Attempts	
Season	12, Twice
Career	12, Twice
Free Throws	
Season	4, vs. Grambling St. (11/21/09)
Career	4, vs. Grambling St. (11/21/09)
Free Throw Attempts	
Season	4, Twice
Career	4, Twice
3-Point Field Goals	
Season	3, Eight times
Career	3, Eight times
3-Point Field Goal Attempts	
Season	6, vs. Florida State (11/29/09)
Career	6, vs. Florida State (11/29/09)

Johnson-Odom's Career Stats

Year	GP	GS	Min	Avg	FG-FGA	Pct	3FG-FGA	Pct	FT-FTA	Pct	Off	Def	Tot	Avg	PF	FO	Ast	TO	Blk	Stl	Pts	Avg
2009-10	13	5	338	26.0	54-108	50.0	31-52	59.6	19-26	73.1	2	30	32	2.5	29	2	26	23	1	12	158	12.2



2

Maurice Acker



Senior • Guard • 5-8 • 165 • Hazel Crest, Ill. • Hillcrest

2009-10: Opened the season with 11 points in 19 minutes off the bench vs. Centenary (11/13); also dished out four assists against the Gents ... Had a game-high three steals to go along with four assists and eight points vs. Maryland Eastern Shore (11/17) ... Added 11 points on 4-of-7 shooting, including 3-of-4 from behind the arc, vs. South Dakota (12/24) ... Went 4-of-6 from the field in scoring 11 points and had a career-high five steals vs. Xavier (11/26) ... Played a season-high 29 minutes and scored eight points vs. Michigan (11/27) ... Recorded a season-high seven assists and tallied 10 points vs. N.C. State (12/5) ... Earned his first start of the season vs. Milwaukee (12/8); shot a perfect 6-of-6 from the foul line and scored eight points with a game-high four steals against the Panthers ... Grabbed a season-high five rebounds vs. Wisconsin (12/12) ... Recorded a career-high 14 points by knocking down five field goals including a pair of 3-pointers, vs. Presbyterian (12/27)

Season & Career Highs

Points	
Season	14, vs. Presbyterian (12/27/09)
Career	14, vs. Presbyterian (12/27/09)
Rebounds	
Season	5, vs. Wisconsin (12/12/09)
Career	5, Twice
Assists	
Season	7, vs. N.C. State (12/5/09)
Career	10, vs. Presbyterian (12/28/08)
Steals	
Season	5, vs. Xavier (11/26/09)
Career	5, vs. Xavier (11/26/09)
Blocked Shots	
Season	1, vs. Michigan (11/27/09)
Career	1, Twice
Minutes	
Season	29, vs. Michigan (11/27/09)
Career	40, vs. Syracuse (3/7/09)
Field Goals	
Season	5, Twice
Career	5, Twice
Field Goal Attempts	
Season	10, vs. Presbyterian (12/27/09)
Career	10, vs. Presbyterian (12/27/09)
Free Throws	
Season	6, vs. Milwaukee (12/8/09)
Career	6, Twice
Free Throw Attempts	
Season	6, vs. Milwaukee (12/8/09)
Career	7, vs. Wisconsin (12/6/08)
3-Point Field Goals	
Season	3, vs. South Dakota (11/24/09)
Career	3, Three times
3-Point Field Goal Attempts	
Season	4, Four times
Career	7, vs. Syracuse (3/7/09)

Acker's Career Stats

Year	GP	GS	Min	Avg	FG-FGA	Pct	3FG-FGA	Pct	FT-FTA	Pct	Off	Def	Tot	Avg	PF	FO	Ast	TO	Blk	Stl	Pts	Avg
2007-08	35	1	467	13.3	53-120	44.2	26-61	42.6	26-33	78.8	7	27	34	1.0	54	1	62	36	1	28	158	4.5
2008-09	33	7	536	16.2	27-91	29.7	19-67	28.4	21-29	72.4	11	34	45	1.4	61	0	61	25	0	23	94	2.8
2009-10	13	3	303	23.3	37-83	44.6	15-35	42.9	18-24	75.0	3	18	21	1.6	28	0	43	20	1	22	107	8.2
TOTAL	81	11	1306	16.1	117-294	39.8	60-163	36.8	65-86	75.6	21	79	100	1.2	143	1	166	81	2	73	359	4.4



10

David Cubillan



Senior • Guard • 6-0 • 175 • Maracaibo, Venezuela • St. Benedict's (N.J.)

2008-09: Played in his 100th collegiate game vs. Centenary (11/13); took advantage of his first start since his freshman season -- second start of his career -- by tying a personal high with six assists in 28 minutes of action against the Gents ... Added six more assists vs. Maryland Eastern Shore (11/17) while scoring 12 points in a career-high 33 minutes ... Tallied career highs in rebounds (6) and steals (5) and added eight points in the second half vs. Grambling State (11/21) ... Recorded nine points and five assists vs. South Dakota (11/24) ... Tied a career-high with 33 minutes played vs. N.C. State (12/5) and dished out five assists ... Knocked down both of his 3-point attempts vs. Milwaukee (12/8) ... Had a team-high four assists vs. North Florida (12/19) ... Was 3-of-3 from the field, including 2-of-2 from 3-point range and 2-of-2 from the foul line, in scoring 10 points vs. Presbyterian (12/27)

...

Season & Career Highs

Points	
Season	12, vs. UMES (11/17/09)
Career	20, vs. Pittsburgh (3/3/07)
Rebounds	
Season	6, vs. Grambling St. (11/21/09)
Career	6, vs. Grambling St. (11/21/09)
Assists	
Season	6, Twice
Career	6, Three times
Steals	
Season	5, vs. Grambling St. (11/21/09)
Career	5, vs. Grambling St. (11/21/09)
Blocked Shots	
Season	--
Career	2, vs. Hillsdale (11/10/06)
Minutes	
Season	33, Twice
Career	33, Three times
Field Goals	
Season	5, vs. UMES (11/17/09)
Career	5, Three times
Field Goal Attempts	
Season	10, vs. Grambling St. (11/21/09)
Career	10, vs. Grambling St. (11/21/09)
Free Throws	
Season	2, Four times
Career	8, vs. Pittsburgh (3/3/07)
Free Throw Attempts	
Season	5, vs. UMES (11/17/09)
Career	8, vs. Pittsburgh (3/3/07)
3-Point Field Goals	
Season	2, Three times
Career	4, Twice
3-Point Field Goal Attempts	
Season	5, Twice
Career	8, Three times

Cubillan's Career Stats

Year	GP	GS	Min	Avg	FG-FGA	Pct	3FG-FGA	Pct	FT-FTA	Pct	Off	Def	Tot	Avg	PF	FO	Ast	TO	Blk	Stl	Pts	Avg
2006-07	34	1	721	21.2	55-145	37.9	48-113	42.5	29-38	76.3	11	53	64	1.9	48	0	55	25	3	22	187	5.5
2007-08	34	0	598	17.6	59-158	37.3	39-116	33.6	18-23	78.3	17	27	44	1.3	32	0	55	24	3	23	175	5.1
2008-09	31	0	296	9.5	15-55	27.3	10-34	29.4	9-13	69.2	2	15	17	0.5	22	1	22	13	1	8	49	1.6
2009-10	13	13	353	27.2	27-57	47.4	16-39	41.0	7-9	77.8	2	21	23	1.8	16	0	36	13	0	12	77	5.9
TOTAL	112	14	1968	17.6	156-415	37.6	113-302	37.4	63-83	75.9	32	116	148	1.3	118	1	168	75	7	65	488	4.4



12

Erik Williams



Freshman • Forward • 6-7 • 200 • Houston, Texas • Cypress Springs

2009-10: Saw his first collegiate action with two minutes played vs. Centenary (11/13) and had one of five blocked shots for the Golden Eagles ... Scored six points vs. Grambling State (11/21) ... Went a perfect 4-of-4 from the foul line and matched a career-high with six points and three rebounds in 13 minutes vs. North Florida (12/19) ... Registered a career-high six rebounds, including a game-high four offensive boards, vs. Presbyterian (12/27) ...

Season & Career Highs

Points	
Season	6, Twice
Career	6, Twice
Rebounds	
Season	6, vs. Presbyterian (12/27/09)
Career	6, vs. Presbyterian (12/27/09)
Assists	
Season	2, vs. Presbyterian (12/27/09)
Career	2, vs. Presbyterian (12/27/09)
Steals	
Season	1, vs. Grambling St. (11/21/09)
Career	1, vs. Grambling St. (11/21/09)
Blocked Shots	
Season	1, vs. Centenary (11/13/09)
Career	1, vs. Centenary (11/13/09)
Minutes	
Season	15, vs. Presbyterian (12/27/09)
Career	15, vs. Presbyterian (12/27/09)
Field Goals	
Season	3, vs. Grambling St. (11/21/09)
Career	3, vs. Grambling St. (11/21/09)
Field Goal Attempts	
Season	6, vs. Presbyterian (12/27/09)
Career	6, vs. Presbyterian (12/27/09)
Free Throws	
Season	4, vs. North Florida (12/19)
Career	4, vs. North Florida (12/19)
Free Throw Attempts	
Season	4, vs. North Florida (12/19)
Career	4, vs. North Florida (12/19)
3-Point Field Goals	
Season	--
Career	--
3-Point Field Goal Attempts	
Season	1, vs. Grambling St. (11/21/09)
Career	1, vs. Grambling St. (11/21/09)

Williams' Career Stats

Year	GP	GS	Min	Avg	FG-FGA	Pct	3FG-FGA	Pct	FT-FTA	Pct	Off	Def	Tot	Avg	PF	FO	Ast	TO	Blk	Stl	Pts	Avg
2009-10	6	0	59	9.8	8-17	47.1	0-1	00.0	5-7	71.4	8	8	16	2.7	12	0	2	4	1	1	21	3.5



21

Joseph Fulce



Junior • Forward • 6-7 • 205 • Plano, Texas • Plano/Tyler JC

2009-10: Earned first career start in season opener vs. Centenary (11/13) and recorded six rebounds and two blocks ... Played 21 minutes vs. Grambling State (11/21) and added five points and five rebounds ... Scored six points and grabbed seven rebounds, including a game-high six offensive boards, vs. N.C. State (12/5) ... Recorded first career double-double with career-high 13 points on 6-of-9 shooting from the field and a career-high 10 rebounds vs. North Florida (12/19); also added two steals and a pair of blocks in win over UNF ... Contributed six points, five rebounds and a career-high three assists vs. Presbyterian (12/27) ...

Season & Career Highs

Points	
Season	13, vs. North Florida (12/19)
Career	13, vs. North Florida (12/19)
Rebounds	
Season	10, vs. North Florida (12/19)
Career	10, vs. North Florida (12/19)
Assists	
Season	3, vs. Presbyterian (12/27/09)
Career	3, vs. Presbyterian (12/27/09)
Steals	
Season	2, Twice
Career	2, Three times
Blocked Shots	
Season	2, Twice
Career	2, Twice
Minutes	
Season	23, vs. North Florida (12/19)
Career	23, vs. North Florida (12/19)
Field Goals	
Season	6, vs. North Florida (12/19)
Career	6, vs. North Florida (12/19)
Field Goal Attempts	
Season	9, vs. North Florida (12/19)
Career	9, vs. North Florida (12/19)
Free Throws	
Season	3, vs. Centenary (11/13/09)
Career	3, vs. Centenary (11/13/09)
Free Throw Attempts	
Season	4, vs. Centenary (11/13/09)
Career	4, vs. Centenary (11/13/09)
3-Point Field Goals	
Season	--
Career	--
3-Point Field Goal Attempts	
Season	1, Twice
Career	1, Four times

Fulce's Career Stats

Year	GP	GS	Min	Avg	FG-FGA	Pct	3FG-FGA	Pct	FT-FTA	Pct	Off	Def	Tot	Avg	PF	FO	Ast	TO	Blk	Stl	Pts	Avg
2008-09	11	0	62	5.6	6-12	50.0	0-2	00.0	3-4	75.0	6	6	12	1.1	13	0	3	1	1	2	15	1.4
2009-10	13	9	167	12.8	20-41	48.8	0-2	00.0	5-7	71.4	16	32	48	3.7	18	0	9	6	7	7	45	3.5
TOTAL	24	9	229	9.5	26-53	49.1	0-4	00.0	8-11	72.7	22	38	60	2.5	31	0	12	7	8	9	60	2.5



23

Dwight Buycks



Junior • Guard • 6-3 • 190 • Milwaukee, Wis. • Bay View/Indian Hills CC

2009-10: Started the season opener vs. Centenary (11/13), his first career game as a member of the Golden Eagles, and finished with seven points, five rebounds, four assists and a pair of steals ... One of four MU players to score in double figures vs. Maryland Eastern Shore (11/17) with 12 points, including three assists and two steals ... Registered his first career double-double with 10 points and 10 rebounds vs. Grambling State (11/21) and dished out a career-best seven assists ... Was one of three MU players to record a game-high five assists vs. South Dakota (11/24) ... Tallied 13 points in upset over No. 15 Michigan (11/27) ... Had a career-high four steals vs. N.C. State (12/5) ... Contributed a team-high five assists and had two steals vs. Milwaukee (12/8) ... Led the MU bench with nine points and seven rebounds in win over North Florida (12/19) ... Pitched in a career-high 14 points to go along with four rebounds and three assists vs. Presbyterian (12/27) ... Dished out a team-high four assists and added seven points, four rebounds and a steal in a career-high 37 minutes vs. West Virginia (12/29) ...

Season & Career Highs

Points	
Season	14, vs. Presbyterian (12/27/09)
Career	14, vs. Presbyterian (12/27/09)
Rebounds	
Season	10, vs. Grambling St. (11/21/09)
Career	10, vs. Grambling St. (11/21/09)
Assists	
Season	7, vs. Grambling St. (11/21/09)
Career	7, vs. Grambling St. (11/21/09)
Steals	
Season	4, vs. N.C. State (12/5/09)
Career	4, vs. N.C. State (12/5/09)
Blocked Shots	
Season	--
Career	--
Minutes	
Season	37, vs. West Virginia (12/29/09)
Career	37, vs. West Virginia (12/29/09)
Field Goals	
Season	6, Twice
Career	6, Twice
Field Goal Attempts	
Season	10, Twice
Career	10, Twice
Free Throws	
Season	3, Twice
Career	3, Twice
Free Throw Attempts	
Season	4, Twice
Career	4, Twice
3-Point Field Goals	
Season	2, Twice
Career	2, Twice
3-Point Field Goal Attempts	
Season	4, vs. UMES (11/17/09)
Career	4, vs. UMES (11/17/09)

Buycks' Career Stats

Year	GP	GS	Min	Avg	FG-FGA	Pct	3FG-FGA	Pct	FT-FTA	Pct	Off	Def	Tot	Avg	PF	FO	Ast	TO	Blk	Stl	Pts	Avg
2009-10	13	8	363	27.9	35-85	41.2	7-23	30.4	17-23	73.9	17	39	56	4.3	26	1	42	29	0	17	94	7.2



32

Lazar Hayward



Senior • Forward • 6-6 • 225 • Buffalo, N.Y. • Notre Dame Prep (Mass.)

2009-10: One of six players named to the Preseason All-BIG EAST First Team ... Helped USA Basketball earn a bronze medal in the World University Games this past summer, averaging 9.3 points and 5.6 rebounds per game ... Poured in a career high 28 points, including 18 points in the second half, in win over Maryland Eastern Shore (11/17) ... Scored 12 points vs. Grambling State (11/21) and had a career-high four assists ... Scored 18 of his game-high 20 points in the first half and grabbed a game-high eight rebounds in win over South Dakota (11/24) ... Named to the Old Spice Classic All-Tournament Team after averaging 23.3 ppg and 7.3 rpg in leading the Golden Eagles to the championship game ... Hit a season-high four 3-pointers and posted a game-high 27 points vs. Xavier (11/26) ... Finished with 22 points and nine rebounds vs. Michigan (11/27) ... Recorded his first double-double of the season with 21 points and 10 rebounds and matched career-high with four steals vs. Florida State (11/29) ... Named to BIG EAST Weekly Honor Roll on Nov. 30 ... Contributed 15 points vs. N.C. State (12/5) ... Chipped in 13 points and two steals vs. Milwaukee (12/8) ... Poured in a game-high 21 points and a season-high 12 rebounds to secure his second double-double of the season vs. Wisconsin (12/12) and matched a career-high with two blocks ... Scored 13 points vs. North Florida (12/19) and five of his seven rebounds came off the offensive glass ... Tallied a game-high 23 points and three steals and had seven rebounds vs. Presbyterian (12/27) ... Registered 17 of his game-high 24 points in the first half and finished 4-of-7 shooting from beyond the arc vs. West Virginia (12/29) ...

Season & Career Highs

Points	
Season	28, vs. UMES (11/17/09)
Career	28, vs. UMES (11/17/09)
Rebounds	
Season	12, vs. Wisconsin (12/12/09)
Career	18, vs. IPFW (12/13/08)
Assists	
Season	4, vs. Grambling St. (11/21/09)
Career	4, vs. Grambling St. (11/21/09)
Steals	
Season	4, vs. Florida State (11/29/09)
Career	4, Five times
Blocked Shots	
Season	2, vs. Wisconsin (12/12/09)
Career	2, Four times
Minutes	
Season	40, vs. Wisconsin (12/12/09)
Career	42, vs. Syracuse (3/7/09)
Field Goals	
Season	12, vs. UMES (11/17/09)
Career	12, vs. UMES (11/17/09)
Field Goal Attempts	
Season	22, Twice
Career	22, Twice
Free Throws	
Season	7, vs. Michigan (11/27/09)
Career	9, vs. Western Carolina (12/19/08)
Free Throw Attempts	
Season	8, vs. Michigan (11/27/09)
Career	11, vs. Notre Dame (3/13/08)
3-Point Field Goals	
Season	4, Twice
Career	5, Twice
3-Point Field Goal Attempts	
Season	8, vs. Wisconsin (12/12/09)
Career	9, vs. Presbyterian (12/28/08)

Hayward's Career Stats

Year	GP	GS	Min	Avg	FG-FGA	Pct	3FG-FGA	Pct	FT-FTA	Pct	Off	Def	Tot	Avg	PF	FO	Ast	TO	Blk	Stl	Pts	Avg
2006-07	34	16	553	16.3	83-194	42.8	10-48	20.8	48-72	66.7	61	63	124	3.6	73	1	10	35	3	20	224	6.6
2007-08	35	33	889	25.4	158-333	47.4	41-91	45.1	92-119	77.3	66	162	228	6.5	94	3	21	63	13	39	449	12.8
2008-09	35	35	1109	31.7	204-435	46.9	53-148	35.8	109-133	82.0	99	203	302	8.6	89	2	39	65	9	35	570	16.3
2009-10	13	13	368	28.3	94-213	44.1	18-61	29.5	42-52	80.8	28	60	88	6.8	37	0	18	27	4	19	248	19.1
TOTAL	117	97	2919	24.9	539-1175	45.9	122-348	35.1	291-376	77.4	254	488	742	6.3	293	6	88	190	29	113	1491	12.7



33

Jimmy Butler



Junior • Guard/Forward • 6-6 • 215 • Tomball, Texas • Tomball/Tyler JC

2009-10: Led Marquette with a career-high 27 points on 11-of-16 shooting from the field and a game high 13 rebounds while making his first collegiate start vs. Centenary (11/13) in the season opener; also went a perfect 5-of-5 from the foul line against the Gents ... Knocked down his first career 3-pointers in shooting 3-of-3 beyond the arc and finished with 12 points, seven rebounds, three assists and two steals vs. Maryland Eastern Shore (11/17) ... Netted a team-high 15 points in win over Grambling State (11/21) ... Was one of four MU players to score in double figures with 13 points vs. South Dakota (11/24) and two blocks ... Registered a career-high four blocks and was 4-of-5 from the field and 7-of-10 from the foul line to score 15 points vs. Xavier (11/26) ... Added 17 points and nine rebounds vs. Michigan (11/27) ... Recorded a double-double with 10 points and 11 rebounds vs. Florida State (11/29) ... Tallied his third double-double of the season and second in as many games with 19 points and a game-high 12 rebounds vs. N.C. State (12/5) ... Was 6-of-6 from the field and 7-of-9 from the foul line in scoring a game-high 19 points vs. Milwaukee (12/8) ... Shot 5-of-6 from the field and was 11-of-13 from the foul line to finish with a game-high 21 points vs. North Florida (12/19) to go along with two blocks and two steals ... Registered a career-high five assists and added 16 points and a game-high eight rebounds vs. Presbyterian (12/27) ... Had nine points, three assists and a steal vs. West Virginia (12/29) ...

Season & Career Highs

Points	
Season	27, vs. Centenary (11/13/09)
Career	27, vs. Centenary (11/13/09)
Rebounds	
Season	13, vs. Centenary (11/13/09)
Career	14, vs. Syracuse (3/7/09)
Assists	
Season	5, vs. Presbyterian (12/27/09)
Career	5, vs. Presbyterian (12/27/09)
Steals	
Season	2, 10 times
Career	3, vs. Villanova (3/12/09)
Blocked Shots	
Season	4, vs. Xavier (11/26/09)
Career	4, vs. Xavier (11/26/09)
Minutes	
Season	37, vs. West Virginia (12/29/09)
Career	38, vs. Syracuse (3/7/09)
Field Goals	
Season	11, vs. Centenary (11/13/09)
Career	11, vs. Centenary (11/13/09)
Field Goal Attempts	
Season	16, vs. Centenary (11/13/09)
Career	16, vs. Centenary (11/13/09)
Free Throws	
Season	11, vs. North Florida (12/19)
Career	13, vs. Villanova (3/12/09)
Free Throw Attempts	
Season	13, vs. North Florida (12/19)
Career	16, vs. Villanova (3/12/09)
3-Point Field Goals	
Season	3, vs. UMES (11/17/09)
Career	3, vs. UMES (11/17/09)
3-Point Field Goal Attempts	
Season	3, Twice
Career	3, Twice

Butler's Career Stats

Year	GP	GS	Min	Avg	FG-FGA	Pct	3FG-FGA	Pct	FT-FTA	Pct	Off	Def	Tot	Avg	PF	FO	Ast	TO	Blk	Stl	Pts	Avg
2008-09	35	0	687	19.6	55-107	51.4	0-4	00.0	86-112	76.8	75	63	138	3.9	66	2	26	17	16	17	196	5.6
2009-10	13	13	401	30.8	63-102	61.8	8-12	66.7	68-91	74.7	36	53	89	6.8	24	1	26	12	12	22	202	15.5
TOTAL	48	13	1088	22.7	118-209	56.5	8-16	50.0	154-203	75.9	111	116	227	4.7	90	3	52	29	28	39	398	8.3



42

Chris Otule



Sophomore • Center • 6-10 • 250 • Richmond, Texas • Ft. Bend Bush

2009-10: Played six minutes in the season opener vs. Centenary (11/13) ... Scored six points on 3-of-4 shooting from the field and added a career high three blocks vs. Maryland Eastern Shore (11/17) ... Garnered first career start vs. Grambling State (11/21) ... Likely to miss the remainder of the season with broken foot ...

Season & Career Highs

Points	
Season	6, vs. UMES (11/17/09)
Career	6, vs. UMES (11/17/09)
Rebounds	
Season	3, vs. UMES (11/17/09)
Career	5, vs. Presbyterian (12/28)
Assists	
Season	--
Career	--
Steals	
Season	--
Career	--
Blocked Shots	
Season	3, vs. UMES (11/17/09)
Career	3, vs. UMES (11/17/09)
Minutes	
Season	11, vs. UMES (11/17/09)
Career	14, vs. Presbyterian (12/28)
Field Goals	
Season	3, vs. UMES (11/17/09)
Career	3, vs. UMES (11/17/09)
Field Goal Attempts	
Season	4, vs. UMES (11/17/09)
Career	5, vs. Presbyterian (12/28)
Free Throws	
Season	1, vs. Grambling St. (11/21/09)
Career	3, Twice
Free Throw Attempts	
Season	2, vs. Centenary (11/13/09)
Career	6, vs. Western Carolina (12/20/08)
3-Point Field Goals	
Season	--
Career	--
3-Point Field Goal Attempts	
Season	--
Career	--

Otule's Career Stats

Year	GP	GS	Min	Avg	FG-FGA	Pct	3FG-FGA	Pct	FT-FTA	Pct	Off	Def	Tot	Avg	PF	FO	Ast	TO	Blk	Stl	Pts	Avg
2008-09	9	0	60	6.7	4-11	36.4	0-0	00.0	4-10	40.0	5	5	10	1.1	9	0	0	6	5	0	12	1.3
2009-10	3	1	25	8.3	5-8	62.5	0-0	00.0	1-6	16.7	5	1	6	2.0	5	0	0	3	5	0	11	3.7
TOTAL	12	1	85	7.1	9-19	47.4	0-0	00.0	5-16	31.3	10	6	16	1.3	14	0	0	9	10	0	23	1.9



45

Robert Frozena



Junior • Guard • 6-1 • 190 • Sherwood, Wis. • St. Mary Central

2009-10: Played in each of the team's first four games of the season ... tallied a career-high three points vs. Grambling State (11/21) ... Knocked down his first career 3-pointer and tied a career high with three points in seven minutes of action vs. South Dakota (11/24) ... Played seven minutes vs. Presbyterian (12/27), matching a career high ...

Season & Career Highs

Points	
Season	3, Twice
Career	3, Twice
Rebounds	
Season	1, Four times
Career	2, Three times
Assists	
Season	1, vs. Presbyterian (12/27/09)
Career	1, vs. Providence (1/3/08)
Steals	
Season	1, vs. South Dakota (11/24/09)
Career	1, Twice
Blocked Shots	
Season	--
Career	--
Minutes	
Season	7, Twice
Career	7, Twice
Field Goals	
Season	1, Twice
Career	1, Three times
Field Goal Attempts	
Season	1, Twice
Career	2., vs. Texas Southern (11/25/08)
Free Throws	
Season	1, vs. Grambling St. (11/21/09)
Career	2, Twice
Free Throw Attempts	
Season	3, vs. Grambling St. (11/21/09)
Career	3, vs. Grambling St. (11/21/09)
3-Point Field Goals	
Season	1, vs. South Dakota (11/24/09)
Career	1, vs. South Dakota (11/24/09)
3-Point Field Goal Attempts	
Season	1, vs. South Dakota (11/24/09)
Career	1, vs. South Dakota (11/24/09)

Frozena's Career Stats

Year	GP	GS	Min	Avg	FG-FGA	Pct	3FG-FGA	Pct	FT-FTA	Pct	Off	Def	Tot	Avg	PF	FO	Ast	TO	Blk	Stl	Pts	Avg
2007-08	7	0	9	1.3	0-0	00.0	0-0	00.0	3-4	75.0	0	2	2	0.3	0	0	1	0	0	1	3	0.4
2008-09	11	0	22	2.0	1-4	25.0	0-0	00.0	2-4	50.0	4	3	7	0.6	3	0	0	3	0	0	4	0.4
2009-10	6	0	23	3.8	2-2	1.000	1-1	1.000	1-3	33.3	1	3	4	0.7	3	0	1	1	0	1	6	1.0
TOTAL	24	0	54	2.3	3-6	50.0	1-1	1.000	6-11	54.5	5	8	13	0.5	6	0	2	4	0	2	13	0.5



55

Youssoupha Mbao



Freshman • Center • 7-2 • 215 • Dakar, Senegal • Stoneridge Prep

2009-10: Played his first collegiate game vs. Grambling State (11/21) and recorded his first collegiate block ... Saw 12 minutes of action vs. South Dakota (11/24) ... Had one of MU's two blocks and played a career-high 15 minutes vs. Presbyterian (12/27) ...

Season & Career Highs

Points

Season	1, vs. Grambling St. (11/21/09)
Career	1, vs. Grambling St. (11/21/09)

Rebounds

Season	2, vs. North Florida (12/19)
Career	2, vs. North Florida (12/19)

Assists

Season	2, vs. South Dakota (11/24/09)
Career	2, vs. South Dakota (11/24/09)

Steals

Season	1, vs. Presbyterian (12/27/09)
Career	1, vs. Presbyterian (12/27/09)

Blocked Shots

Season	1, Four times
Career	1, Four times

Minutes

Season	15, vs. Presbyterian (12/27/09)
Career	15, vs. Presbyterian (12/27/09)

Field Goals

Season	--
Career	--

Field Goal Attempts

Season	1, vs. South Dakota (11/24/09)
Career	1, vs. South Dakota (11/24/09)

Free Throws

Season	1, vs. Grambling St. (11/21/09)
Career	1, vs. Grambling St. (11/21/09)

Free Throw Attempts

Season	2, vs. Grambling St. (11/21/09)
Career	2, vs. Grambling St. (11/21/09)

3-Point Field Goals

Season	--
Career	--

3-Point Field Goal Attempts

Season	--
Career	--

Mbao's Career Stats

Year	GP	GS	Min	Avg	FG-FGA	Pct	3FG-FGA	Pct	FT-FTA	Pct	Off	Def	Tot	Avg	PF	FO	Ast	TO	Blk	Stl	Pts	Avg
2009-10	8	0	53	6.6	0-1	00.0	0-0	00.0	1-2	50.0	2	3	5	0.6	12	0	4	1	4	1	1	0.1



CAREER GAME-BY-GAME STATISTICS

1 JOHNSON-ODOM, D.

2009-10 Statistics

	min	fg-a	3fg-a	ft-a	reb	ast	to	bk	st	pf	pts
Centenary	23	3-6	2-5	2-2	2	1	2	0	1	3	10
UMES	12	1-6	1-5	0-0	1	1	1	0	1	1	3
Grambling	16	3-5	3-4	4-4	1	2	1	0	1	1	13
South Dakota*	18	6-12	3-5	3-3	2	5	0	0	1	1	18
vs. Xavier*	26	3-9	1-1	1-2	2	2	3	0	0	2	8
vs. Michigan*	35	5-9	2-4	2-3	4	3	2	0	1	2	14
vs. Florida State*	33	6-11	3-6	2-3	1	0	2	0	3	3	17
NC State*	34	3-6	3-4	2-4	5	1	3	0	0	5	11
Milwaukee	23	6-9	3-4	0-0	4	3	1	0	2	1	15
at Wisconsin	28	4-8	3-5	2-2	1	1	5	0	0	5	13
North Florida	23	3-6	1-2	0-0	2	2	1	0	0	3	7
Presbyterian	20	6-9	3-3	0-0	1	4	0	0	0	1	15
at West Virginia	34	5-12	3-4	1-3	6	1	2	1	2	1	14
Villanova											
Georgetown											
at Villanova											
Providence											
at DePaul											
at Syracuse											
Rutgers											
at Connecticut											
DePaul											
at Providence											
USF											
Pittsburgh											
at Cincinnati											
at St. John's											
at Seton Hall											
Louisville											
Notre Dame											

2 ACKER, Maurice

2009-10 Statistics

	min	fg-a	3fg-a	ft-a	reb	ast	to	bk	st	pf	pts
Centenary	19	5-9	0-1	1-2	1	4	1	0	1	4	11
UMES	25	3-8	1-4	1-2	1	4	1	0	3	1	8
Grambling	17	3-6	2-3	1-2	3	4	2	0	1	1	9
South Dakota	21	4-7	3-4	0-0	0	3	1	0	2	1	11
vs. Xavier	25	4-6	1-2	2-3	1	4	4	0	5	2	11
vs. Michigan	29	3-5	2-4	0-1	0	4	0	1	2	1	8
vs. Florida State	26	1-3	0-1	0-0	1	2	1	0	1	2	2
NC State	18	3-7	2-4	2-2	2	7	2	0	2	4	10
Milwaukee*	28	1-5	0-2	6-6	2	1	0	0	4	1	8
at Wisconsin*	28	2-5	1-2	1-2	5	3	2	0	0	4	6
North Florida*	22	1-8	0-2	2-2	2	2	3	0	0	3	4
Presbyterian	22	5-10	2-5	2-2	0	1	1	0	1	2	14
at West Virginia	23	2-4	1-1	0-0	3	4	2	0	0	2	5
Villanova											
Georgetown											
at Villanova											
Providence											
at DePaul											
at Syracuse											
Rutgers											
at Connecticut											
DePaul											
at Providence											
USF											
Pittsburgh											
at Cincinnati											
at St. John's											
at Seton Hall											
Louisville											
Notre Dame											

2008-09 Statistics

	min	fg-a	3fg-a	ft-a	reb	ast	to	bk	st	pf	pts
Houston Baptist*	16	1-6	0-1	2-2	5	1	0	0	0	3	4
Chicago State*	15	2-5	1-2	2-2	0	0	0	0	2	4	7
Milwaukee*	16	1-5	0-2	1-3	2	1	1	0	0	1	3
Texas Southern*	19	3-5	3-4	1-2	2	2	0	0	1	3	10
vs. Northern Iowa*	19	2-6	0-4	0-0	1	3	0	0	1	0	4
vs. Dayton*	14	0-1	0-0	0-0	3	0	2	0	0	2	0
Central Michigan*	14	1-3	1-1	0-0	2	0	1	0	1	1	3
Wisconsin*	8	0-1	0-1	6-7	0	1	0	0	1	2	6
IPFW*	16	0-2	0-2	0-0	0	2	1	0	0	0	0
vs. Tennessee*	8	0-2	0-1	0-0	0	0	0	0	0	3	0
Western Carolina*	18	3-4	2-3	0-0	0	2	2	0	2	2	8
at N.C. State*	9	0-0	0-0	0-0	1	1	0	0	0	2	0
Presbyterian*	16	0-2	0-2	1-2	2	10	1	0	4	1	1
Villanova*	5	0-1	0-0	1-1	2	2	0	0	0	0	0
Cincinnati*	12	1-3	1-3	0-0	0	2	0	0	2	3	3
at Rutgers*	4	0-1	0-1	0-0	1	1	0	0	0	0	0
West Virginia											
at Providence	17	0-1	0-1	0-1	2	3	0	0	3	3	0
DePaul	3	0-1	0-1	0-0	0	0	0	0	0	1	0
at Notre Dame	22	0-2	0-2	3-3	1	0	0	1	2	0	0
Georgetown	7	0-0	0-0	2-2	1	1	0	0	1	2	2
at DePaul	10	0-2	0-1	0-0	0	4	0	0	0	2	0
at USF	6	0-3	0-3	0-0	0	1	0	0	1	2	0
at Villanova	8	0-0	0-0	1-0	0	0	0	0	0	2	0
St. John's	8	0-0	0-0	1-1	2	0	0	0	0	0	0
Seton Hall	3	0-1	0-1	0-0	0	0	1	0	0	2	0
at Georgetown											
Connecticut	33	2-2	2-2	0-0	3	4	0	0	1	4	6
at Louisville*	33	1-5	1-5	0-0	3	2	0	0	3	3	6
at Pittsburgh*	29	2-4	2-4	0-0	2	2	2	0	1	1	6
Syracuse*	40	2-8	2-7	0-0	3	7	2	0	2	2	6
vs. St. John's*	27	1-4	0-2	3-4	2	2	1	0	1	1	5
vs. Villanova*	30	4-5	3-4	1-2	2	2	1	0	0	4	12
vs. Utah State*	24	1-4	1-4	2-2	1	2	0	0	0	2	5
vs. Missouri*	27	0-2	0-2	0-0	1	1	1	0	0	2	0

2007-08 Statistics

	min	fg-a	3fg-a	ft-a	reb	ast	to	bk	st	pf	pts
IUPUI	12	1-2	1-2	0-1	1	1	1	0	0	1	3
Utah Valley	9	0-1	0-1	0-0	1	2	2	0	1	2	0
at Chaminade	8	0-2	0-2	0-0	1	1	1	0	0	1	0
vs. Okla. St.	16	3-6	1-2	0-0	2	2	2	0	0	3	7
vs. Duke	14	2-3	1-1	0-0	1	3	2	0	2	1	5
UWM	13	1-6	0-3	3-4	1	2	1	0	0	1	5
at Wisconsin	12	2-3	2-2	0-0	0	2	1	0	2	1	6
Sacramento St.	17	3-6	1-2	3-6	0	2	0	0	1	2	10
IPFW	21	3-7	1-3	0-0	4	2	2	0	3	3	7
Coppin St.	18	3-5	1-3	0-0	1	4	1	0	1	2	7
Savannah St.	12	2-4	1-1	0-0	0	1	2	0	2	0	5
Providence	11	3-4	2-2	0-0	2	0	2	0	1	4	8
at WVU	12	0-2	0-2	2-2	0	2	1	0	0	2	2
Seton Hall	28	1-5	1-3	2-2	3	6	1	1	1	5	5
Notre Dame	14	1-4	0-2	0-0	1	5	2	0	1	3	2
at Louisville	18	2-7	0-3	2-2	1	0	1	0	2	0	6
at Connecticut	18	3-7	2-3	1-2	0	5	0	0	0	3	9
DePaul	17	1-2	1-2	0-0	2	2	1	0	1	0	3
USF	22	0-3	0-1	2-2	1	1	0	0	1	2	2
at Cincinnati	11	0-0	0-0	2-2	0	2	1	0	1	1	2
Louisville*	22	2-5	2-4	2-2	3	4	0	0	1	2	8
at Notre Dame	2	0-0	0-0	0-0	0	0	0	0	0	0	0
at Seton Hall	8	2-4	0-1	0-0	0	0	2	0	0	2	4
Pittsburgh	5	1-2	0-0	2-2	0	1	2	0	1	1	4
at St. John's	2	0-0	0-0	0-0	0	0	1	0	0	0	0
Rutgers	9	1-1	0-0	0-0	2	3	0	0	1	1	2
at Villanova	13	3-5	2-4	4-4	2	0	0	0	1	2	12
Georgetown	7	0-1	0-0	0-0	0	0	0	0	1	1	0
Florida Gulf Coast	8	1-2	1-1	0-0	0	1	1	0	0	0	3
at Syracuse	6	3-3	1-1	0-0	1	1	1	0	0	2	7
vs. Seton Hall	20	2-3	1-2	0-0	2	2	0	0	1	1	5
vs. Notre Dame	20	4-6	2-4	1-2	0	3	2	0	1	1	11
vs. Pittsburgh	14	1-4	1-2	0-0	0	0	3	0	0	2	3
vs. Kentucky	15	1-3	0-0	0-0	1	2	0	0	1	1	2
vs. Stanford	13	1-2	1-2	0-0	1	0	0	0	0	1	3

* - indicates player started the game

Marquette Game Notes

Page 27



CAREER GAME-BY-GAME STATISTICS

10 CUBILLAN, David

2009-10 Statistics

	min	fg-a	3fg-a	ft-a	reb	ast	to	bk	st	pf	pts
Centenary*	28	3-6	0-3	0-2	1	6	1	0	1	1	6
UMES*	33	5-8	2-5	0-0	3	6	1	0	1	1	12
Grambling*	30	3-10	1-4	1-1	6	1	3	0	5	1	8
South Dakota*	22	3-4	3-4	0-0	0	5	1	0	1	0	9
vs. Xavier*	29	1-2	1-2	2-2	4	2	2	0	0	1	5
vs. Michigan*	28	1-2	1-2	0-0	2	2	0	0	0	3	3
vs. Florida State*	27	0-6	0-5	2-2	1	1	1	0	2	1	2
NC State*	33	2-6	1-4	0-0	2	5	0	0	1	0	5
Milwaukee*	30	2-2	2-2	0-0	1	0	0	0	0	2	6
at Wisconsin*	23	1-3	1-2	0-0	0	1	0	0	0	3	3
North Florida*	32	2-2	1-1	0-0	2	4	2	0	0	2	5
Presbyterian*	18	3-3	2-2	2-2	1	3	1	0	0	1	10
at West Virginia*	20	1-3	1-3	0-0	0	0	1	0	1	0	3
Villanova											
Georgetown											
at Villanova											
Providence											
at DePaul											
at Syracuse											
Rutgers											
at Connecticut											
DePaul											
at Providence											
USF											
Pittsburgh											
at Cincinnati											
at St. John's											
at Seton Hall											
Louisville											
Notre Dame											

2008-09 Statistics

	min	fg-a	3fg-a	ft-a	reb	ast	to	bk	st	pf	pts
Houston Baptist	11	1-4	1-3	0-2	0	1	1	0	0	0	3
Chicago State	16	2-4	2-4	2-2	1	2	2	0	0	1	8
Milwaukee	14	1-3	0-1	0-1	3	1	1	0	1	5	2
Texas Southern	16	1-6	1-4	0-0	1	2	2	0	0	1	3
vs. Northern Iowa	22	2-6	2-5	1-2	3	3	0	0	1	1	7
vs. Dayton	20	2-3	1-2	0-0	1	1	0	0	0	3	5
Central Michigan	29	1-6	1-4	2-2	3	4	2	1	1	2	5
Wisconsin	6	0-1	0-1	0-0	0	0	0	0	0	0	0
IPFW	20	1-5	0-4	0-0	1	1	1	0	1	0	2
vs. Tennessee	0+	0-0	0-0	0-0	0	0	0	0	0	0	0
Western Carolina	3	0-1	0-0	0-0	0	0	0	0	0	0	0
at N.C. State	2	0-0	0-0	0-0	1	0	0	0	0	0	0
Presbyterian	13	1-1	1-1	0-0	0	1	2	0	0	1	3
Villanova	1	0-0	0-0	0-0	0	0	0	0	0	0	0
Cincinnati	9	0-0	0-0	0-0	1	0	0	0	0	0	0
at Rutgers	5	0-1	0-0	0-0	0	0	0	0	0	1	0
West Virginia											
at Providence	3	0-1	0-1	0-0	0	0	0	0	0	0	0
DePaul	3	0-1	0-0	0-0	0	0	0	0	0	1	0
at Notre Dame	2	0-0	0-0	0-0	0	0	0	0	0	0	0
Georgetown	3	0-1	0-0	0-0	0	0	0	0	1	0	0
at DePaul	4	0-0	0-0	0-0	1	0	0	0	0	0	0
at USF											
at Villanova											
St. John's	7	0-0	0-0	0-0	0	1	0	0	0	2	0
Seton Hall	3	0-1	0-0	0-0	0	1	0	0	0	0	0
at Georgetown	3	0-0	0-0	0-0	0	0	0	0	0	0	0
Connecticut											
at Louisville	12	0-0	0-0	2-2	1	0	0	0	0	0	2
at Pittsburgh	11	0-0	0-0	0-0	0	2	0	0	0	0	0
Syracuse	4	0-0	0-0	0-0	0	1	0	0	0	0	0
vs. St. John's	25	2-7	0-2	2-2	0	0	1	0	2	1	6
vs. Villanova	14	1-2	1-2	0-0	0	0	1	0	1	2	3
vs. Utah State	13	0-1	0-0	0-0	0	1	0	0	0	1	0
vs. Missouri	2	0-0	0-0	0-0	0	0	0	0	0	0	0

12 WILLIAMS, Erik

2009-10 Statistics

	min	fg-a	3fg-a	ft-a	reb	ast	to	bk	st	pf	pts
Centenary	2	0-0	0-0	1-2	1	0	0	0	1	0	1
UMES											
Grambling	12	3-5	0-1	0-0	3	0	0	0	1	1	6
South Dakota	8	2-3	0-0	0-0	1	0	2	0	0	2	4
vs. Xavier											
vs. Michigan											
vs. Florida State											
NC State											
Milwaukee	9	0-0	0-0	0-0	2	0	0	0	0	2	0
at Wisconsin											
North Florida	13	1-3	0-0	4-4	3	0	2	0	0	4	6
Presbyterian	15	2-6	0-0	0-1	6	2	0	0	0	2	4
at West Virginia											
Villanova											
Georgetown											
at Villanova											
Providence											
at DePaul											
at Syracuse											
Rutgers											
at Connecticut											
DePaul											
at Providence											
USF											
Pittsburgh											
at Cincinnati											
at St. John's											
at Seton Hall											
Louisville											
Notre Dame											

2007-08 Statistics

	min	fg-a	3fg-a	ft-a	reb	ast	to	bk	st	pf	pts
IUPUI	23	3-9	2-8	1-1	1	3	1	0	0	2	9
Utah Valley	19	4-8	2-6	2-2	1	2	0	0	2	0	12
at Chaminade	24	3-8	2-6	3-3	1	2	1	0	3	0	11
vs. Okla. St.	23	4-5	2-2	0-0	2	1	2	0	0	0	10
vs. Duke	21	2-4	2-4	0-0	1	2	0	0	1	2	6
UWM	26	5-9	2-6	0-0	4	6	1	0	0	1	12
at Wisconsin	20	1-5	1-4	0-0	1	2	0	0	0	1	3
Sacramento St.	23	1-4	0-2	3-5	2	3	1	1	2	1	5
IPFW	18	4-9	3-8	0-0	3	1	3	0	0	1	11
Coppin St.											
Savannah St.	14	2-4	1-2	0-0	1	2	1	0	0	0	5
Providence	22	1-4	0-3	0-0	1	1	0	0	2	1	2
at WVU	20	2-6	1-4	0-0	2	2	2	0	0	4	5
Seton Hall	10	1-4	1-4	0-0	0	0	0	0	0	1	3
Notre Dame	15	4-7	3-5	0-0	2	2	1	0	1	0	11
at Louisville	14	0-1	0-1	0-1	0	0	0	0	0	3	0
at Connecticut	16	3-3	2-2	0-0	2	1	1	0	1	1	8
DePaul	26	3-6	2-4	1-1	3	5	1	1	3	1	9
USF	21	1-3	1-2	0-0	1	2	2	0	1	2	3
at Cincinnati	7	0-2	0-2	0-0	0	0	0	0	1	0	0
Louisville	19	0-3	0-3	0-0	2	2	0	1	0	1	0
at Notre Dame	20	4-8	3-6	0-0	0	1	0	0	0	2	11
at Seton Hall	20	2-8	2-4	4-4	1	0	0	0	1	1	10
Pittsburgh	23	4-7	3-5	2-2	2	1	0	0	0	2	13
at St. John's	24	1-5	1-4	0-0	2	3	2	0	2	0	3
Rutgers	16	2-5	2-4	0-0	2	2	0	0	0	1	6
at Villanova	16	1-3	0-2	0-0	1	0	1	0	2	1	2
Georgetown	17	0-1	0-1	0-0	2	3	0	0	0	1	0
Florida Gulf Coast	15	0-1	0-1	0-0	0	1	1	0	1	0	0
at Syracuse	11	0-1	0-1	0-0	0	1	0	0	0	0	0
vs. Seton Hall	4	0-3	0-1	0-0	2	0	0	0	0	1	0
vs. Notre Dame	9	0-2	0-2	0-0	0	1	1	0	0	0	0
vs. Pittsburgh	20	1-7	1-5	1-2	4	1	0	0	0	1	4
vs. Kentucky	8	0-0	0-0	1-2	0	1	0	0	0	0	1
vs. Stanford	14	0-3	0-2	0-0	0	1	0	0	0	0	0

2006-07 Statistics

	min	fg-a	3fg-a	ft-a	reb	ast	to	bk	st	pf	pts
Hillsdale	19	2-3	1-2	0-1	2	1	2	0	1	2	5
Idaho St.	18	0-1	0-1	0-0	2	1	0	1	0	1	0
Detroit	20	3-5	2-3	2-2	0	2	2	0	0	2	10
Eastern Michigan	16	3-4	3-4	1-2	1	5	1	0	0	1	10
vs. Texas Tech	28	4-6	3-5	0-0	5	1	1	0	1	2	11
vs. Duke	19	1-3	1-3	2-3	1	0	1	0	0	2	5
at Valparaiso	23	1-3	1-3	1-2	2	1	1	0	1	0	4
Northwestern St.	22	1-5	1-4	0-0	2	4	1	0	3	2	3
North Dakota St.	15	3-4	2-3	0-0	1	3	1	0	0	2	8
Delaware St.	19	1-2	1-1	0-0	0	4	0	0	2	0	3
Wisconsin	18	1-5	1-2	0-0	2	1	0	0	1	1	3
UMBC	19	1-5	1-5	0-2	1	2	0	0	1	0	3
Oakland	25	2-3	2-2	2-2	2	2	3	1	0	2	8
Morgan St.	15	1-2	0-1	0-0	0	1	0	0	1	0	2
Savannah St.	10	0-0	0-0	0-0	0	2	0	0	0	2	0
at Providence*	30	1-7	1-5	0-0	2	1	1	0	2		

Marquette Game Notes



Page 28

CAREER GAME-BY-GAME STATISTICS

#21 FULCE, Joseph

2009-10 Statistics

	min	fg-a	3fg-a	ft-a	reb	ast	to	bk	st	pf	pts
Centenary*	20	1-4	0-1	3-4	6	1	0	2	2	3	5
UMES*	6	0-0	0-0	0-0	1	0	0	1	0	1	0
Grambling	21	2-4	0-1	1-2	5	0	2	1	1	0	5
South Dakota*	14	2-4	0-0	0-0	4	2	1	0	1	4	4
vs. Xavier	10	0-2	0-0	0-0	1	0	0	0	0	1	0
vs. Michigan	3	0-0	0-0	0-0	0	1	0	0	0	1	0
vs. Florida State	7	0-0	0-0	0-0	3	0	0	0	0	1	0
NC State	14	3-7	0-0	0-0	7	0	0	0	0	0	6
Milwaukee*	15	1-3	0-0	0-0	4	0	2	1	1	1	2
at Wisconsin*	6	2-3	0-0	0-0	2	0	0	0	0	2	4
North Florida*	23	6-9	0-0	1-1	10	1	1	2	2	2	13
Presbyterian*	18	3-4	0-0	0-0	5	3	0	0	0	1	6
at West Virginia*	10	0-1	0-0	0-0	0	1	0	0	0	1	0
Villanova											
Georgetown											
at Villanova											
Providence											
at DePaul											
at Syracuse											
Rutgers											
at Connecticut											
DePaul											
at Providence											
USF											
Pittsburgh											
at Cincinnati											
at St. John's											
at Seton Hall											
Louisville											
Notre Dame											

#23 BUYCKS, Dwight

2009-10 Statistics

	min	fg-a	3fg-a	ft-a	reb	ast	to	bk	st	pf	pts
Centenary*	29	2-7	1-3	2-2	5	4	1	0	2	2	7
UMES*	25	4-8	2-4	2-3	3	3	3	0	2	1	12
Grambling*	29	4-8	2-3	0-1	10	7	3	0	1	1	10
South Dakota	23	1-4	0-1	0-0	5	5	0	0	1	2	2
vs. Xavier	32	2-4	0-0	1-2	7	3	3	0	1	1	5
vs. Michigan*	28	6-10	0-1	1-1	3	2	2	0	0	5	13
vs. Florida State*	34	2-4	0-1	0-0	4	2	5	0	2	0	4
NC State*	30	2-10	0-3	3-4	2	1	5	0	4	4	7
Milwaukee	21	0-6	0-2	0-0	1	5	2	0	2	2	0
at Wisconsin	21	1-3	0-1	2-2	1	1	1	0	0	3	4
North Florida	26	3-7	1-1	2-3	7	2	3	0	1	2	9
Presbyterian*	28	6-9	1-3	1-1	4	3	1	0	0	0	14
at West Virginia*	37	2-5	0-0	3-4	4	4	0	0	1	3	7
Villanova											
Georgetown											
at Villanova											
Providence											
at DePaul											
at Syracuse											
Rutgers											
at Connecticut											
DePaul											
at Providence											
USF											
Pittsburgh											
at Cincinnati											
at St. John's											
at Seton Hall											
Louisville											
Notre Dame											

#25 MAYMON, Jeronne

2009-10 Statistics

	min	fg-a	3fg-a	ft-a	reb	ast	to	bk	st	pf	pts
Centenary	21	3-4	0-0	3-4	5	0	3	0	1	2	9
UMES	22	1-4	0-0	2-4	6	2	1	0	0	2	4
Grambling	11	0-1	0-0	0-0	5	0	1	0	0	2	0
South Dakota	18	3-8	0-0	3-4	6	0	3	0	0	4	9
vs. Xavier	16	0-1	0-0	0-0	5	2	0	1	1	2	1
vs. Michigan	13	1-1	0-0	0-0	3	0	1	0	0	2	2
vs. Florida State	11	0-2	0-0	0-0	2	0	0	0	1	3	0
NC State											DNP
Milwaukee	13	4-4	0-0	0-0	1	1	1	0	0	4	8
at Wisconsin	22	1-2	0-0	2-6	5	0	0	0	0	3	4
North Florida											DNP
Presbyterian											DNP
at West Virginia											DNP
Villanova											
Georgetown											
at Villanova											
Providence											
at DePaul											
at Syracuse											
Rutgers											
at Connecticut											
DePaul											
at Providence											
USF											
Pittsburgh											
at Cincinnati											
at St. John's											
at Seton Hall											
Louisville											
Notre Dame											

2008-09 Statistics

	min	fg-a	3fg-a	ft-a	reb	ast	to	bk	st	pf	pts
Houston Baptist											DNP
Chicago State											DNP
Milwaukee											DNP
Texas Southern											DNP
vs. Northern Iowa											DNP
vs. Dayton											DNP
Central Michigan											DNP
Wisconsin											DNP
IPFW											DNP
vs. Tennessee											DNP
Western Carolina	11	1-2	0-1	0-0	4	1	1	0	0	2	2
at N.C. State											DNP
Presbyterian	12	1-5	0-1	0-0	2	0	0	1	0	1	2
Villanova											DNP
Cincinnati	5	1-1	0-0	1-2	1	1	0	0	0	1	3
at Rutgers											DNP
West Virginia											DNP
at Providence	11	3-4	0-0	0-0	1	1	0	0	0	4	6
DePaul											DNP
at Notre Dame											DNP
Georgetown	1	0-0	0-0	0-0	0	0	0	0	0	0	0
at DePaul	3	0-0	0-0	0-0	1	0	0	0	0	1	0
at USF											DNP
at Villanova											DNP
St. John's	3	0-0	0-0	2-2	1	0	0	0	2	1	2
Seton Hall	2	0-0	0-0	0-0	0	0	0	0	0	0	0
at Georgetown											DNP
Connecticut											DNP
at Louisville	0+	0-0	0-0	0-0	1	0	0	0	0	0	0
at Pittsburgh	1	0-0	0-0	0-0	0	0	0	0	0	0	0
Syracuse											DNP
vs. St. John's	13	0-0	0-0	0-0	1	0	0	0	0	3	0
vs. Villanova											DNP
vs. Utah State											DNP
vs. Missouri											DNP

* - indicates player started the game

Marquette Game Notes

Page 29



CAREER GAME-BY-GAME STATISTICS

#32 HAYWARD, Lazar

2009-10 Statistics

	min	fg-a	3fg-a	ft-a	reb	ast	to	bk	st	pf	pts
Centenary*	18	4-10	0-3	1-1	5	2	3	0	0	4	9
UMES*	30	12-20	1-5	3-4	8	2	0	0	2	3	28
Grambling*	20	5-12	0-2	2-2	5	4	1	0	2	4	12
South Dakota*	20	7-13	1-3	5-5	8	2	0	0	1	1	20
vs. Xavier*	31	9-22	4-7	5-8	3	1	1	0	2	4	27
vs. Michigan*	29	7-17	1-6	7-8	9	1	3	0	0	4	22
vs. Florida State*	28	9-22	1-5	2-2	10	0	4	1	4	3	21
NC State*	37	6-16	1-4	2-2	6	2	5	0	0	3	15
Milwaukee*	28	4-11	1-5	4-6	4	2	4	0	2	3	13
at Wisconsin*	40	8-21	2-8	3-4	12	0	3	2	1	2	21
North Florida*	22	5-14	0-3	3-4	7	1	1	0	0	2	13
Presbyterian*	29	9-15	2-3	3-4	7	1	0	1	3	3	23
at West Virginia*	24	9-20	4-7	2-2	4	0	2	0	2	1	24
Villanova											
Georgetown											
at Villanova											
Providence											
at DePaul											
at Syracuse											
Rutgers											
at Connecticut											
DePaul											
at Providence											
USF											
Pittsburgh											
at Cincinnati											
at St. John's											
at Seton Hall											
Louisville											
Notre Dame											

2008-09 Statistics

	min	fg-a	3fg-a	ft-a	reb	ast	to	bk	st	pf	pts
Houston Baptist*	24	8-12	1-2	2-2	12	2	1	0	1	3	19
Chicago State*	28	8-15	1-5	4-5	9	1	3	0	0	4	21
Milwaukee*	30	8-14	1-3	8-10	10	1	1	0	1	1	25
Texas Southern*	30	5-13	0-1	8-10	9	0	4	0	0	2	18
vs. Northern Iowa*	28	5-11	2-5	3-6	8	1	3	0	1	2	15
vs. Dayton*	24	2-7	0-1	1-1	8	0	3	0	0	5	5
Central Michigan*	30	5-9	1-2	3-4	8	2	1	0	2	5	14
Wisconsin*	35	3-10	0-4	3-7	13	2	5	0	2	3	9
IPFW*	30	9-17	1-5	0-0	18	1	4	1	0	2	19
vs. Tennessee*	35	5-15	2-6	2-2	7	1	3	1	2	3	14
Western Carolina*	23	8-13	2-3	9-9	5	2	1	1	1	1	27
at N.C. State*	35	6-12	2-5	2-2	6	1	1	0	0	3	16
Presbyterian*	22	8-13	5-9	1-1	11	3	0	1	0	1	22
Villanova*	35	4-8	1-3	6-7	5	2	2	0	2	2	15
Cincinnati*	20	5-9	4-6	2-2	1	1	1	0	1	3	16
at Rutgers*	26	3-13	0-3	4-4	5	2	1	0	1	3	10
West Virginia*	29	2-6	1-2	2-2	9	0	0	0	0	2	7
at Providence*	37	10-19	5-7	0-0	7	2	1	0	2	1	25
DePaul*	29	6-13	0-2	4-5	17	1	1	0	2	1	16
at Notre Dame*	37	5-11	0-3	3-3	6	2	0	1	3	3	13
Georgetown*	37	7-11	2-5	7-8	5	0	2	0	0	3	23
at DePaul*	34	3-6	0-1	0-0	6	1	3	0	0	3	6
at USF*	39	2-9	0-4	1-3	14	3	1	1	0	1	5
at Villanova*	39	8-16	4-8	2-2	9	1	1	1	2	4	22
St. John's*	29	6-12	2-6	4-4	7	1	5	0	2	2	18
Seton Hall*	36	4-16	0-4	6-7	6	0	1	2	2	2	14
at Georgetown*	37	5-13	1-6	6-6	11	2	2	0	0	2	17
Connecticut*	37	6-13	3-7	0-0	6	0	3	0	3	4	15
at Louisville*	30	6-11	3-4	1-2	10	0	1	0	2	3	16
at Pittsburgh*	35	9-19	3-6	1-2	10	1	1	0	0	3	22
Syracuse*	42	7-17	0-3	3-4	5	1	1	0	1	3	17
vs. St. John's*	27	8-15	0-2	1-2	9	1	2	0	1	2	17
vs. Villanova*	37	3-9	3-6	4-4	11	1	3	0	1	2	13
vs. Utah State*	37	9-14	3-6	5-6	8	0	1	0	0	2	26
vs. Missouri*	26	6-14	0-1	1-1	11	0	2	0	0	3	13

#33 BUTLER, Jimmy

2009-10 Statistics

	min	fg-a	3fg-a	ft-a	reb	ast	to	bk	st	pf	pts
Centenary*	32	11-16	0-0	5-5	13	2	1	1	1	1	27
UMES*	34	4-5	3-3	2-2	7	3	1	0	2	4	13
Grambling*	27	4-5	1-2	6-7	2	3	0	0	2	1	15
South Dakota*	24	5-11	1-2	2-4	5	2	0	2	2	1	13
vs. Xavier*	31	4-5	0-0	7-10	6	1	1	4	2	4	15
vs. Michigan*	35	5-9	0-0	7-8	9	2	2	0	2	2	17
vs. Florida State*	34	3-6	0-0	4-12	11	0	3	0	2	1	10
NC State*	34	6-14	2-3	5-6	12	1	0	0	2	2	19
Milwaukee*	29	6-6	0-0	7-9	5	2	1	2	2	0	19
at Wisconsin*	27	2-6	0-0	4-5	4	0	2	0	0	5	8
North Florida*	29	5-6	0-0	11-13	4	2	0	2	2	1	21
Presbyterian*	28	5-8	0-1	6-7	8	5	0	0	2	0	16
at West Virginia*	37	3-5	1-1	2-3	3	3	1	1	1	2	9
Villanova											
Georgetown											
at Villanova											
Providence											
at DePaul											
at Syracuse											
Rutgers											
at Connecticut											
DePaul											
at Providence											
USF											
Pittsburgh											
at Cincinnati											
at St. John's											
at Seton Hall											
Louisville											
Notre Dame											

2007-08 Statistics

	min	fg-a	3fg-a	ft-a	reb	ast	to	bk	st	pf	pts
IUPUI	16	4-5	0-1	3-3	4	1	0	0	0	2	11
Utah Valley	24	5-7	0-1	1-2	5	1	1	1	0	0	11
at Chamainade*	33	6-11	0-1	3-4	8	1	1	1	1	2	15
vs. Okla. St.*	30	2-8	0-1	3-3	4	1	4	2	2	2	7
vs. Duke*	20	5-7	1-1	3-4	3	0	2	0	0	4	14
UWM*	29	8-13	2-3	1-2	11	1	0	1	1	3	19
at Wisconsin*	22	4-7	0-1	3-4	6	0	0	0	1	4	11
Sacramento St.*	26	5-7	1-2	1-2	7	1	2	0	1	0	12
IPFW*	27	5-8	0-1	4-6	8	2	1	1	0	2	14
Coppin St.*	30	7-10	1-2	2-2	5	0	1	1	1	3	17
Savannah St.*	19	4-10	0-0	4-4	8	0	3	2	2	1	12
Providence*	26	5-10	3-4	4-4	6	1	4	0	2	3	17
at WVU*	17	3-8	3-6	4-4	4	0	2	0	2	5	13
Seton Hall*	21	2-6	1-2	2-2	6	0	1	1	0	1	7
Notre Dame*	28	6-11	2-3	3-4	11	0	3	0	4	2	17
at Louisville*	29	2-10	0-1	0-2	6	0	4	0	2	2	6
at Connecticut*	22	5-9	2-4	2-3	3	0	1	0	1	5	14
DePaul*	18	4-8	1-1	5-5	7	0	2	0	1	4	14
USF*	30	7-13	1-2	8-9	8	1	3	1	0	3	23
at Cincinnati*	30	6-12	2-3	5-7	5	1	2	0	0	3	19
Louisville*	29	2-10	0-0	1-2	5	0	2	1	0	4	5
at Notre Dame*	31	8-15	3-6	2-3	11	3	1	0	1	4	21
at Seton Hall*	30	8-16	3-5	4-4	9	1	1	0	2	2	23
Pittsburgh*	20	2-6	1-3	0-0	3	0	2	0	1	2	5
at St. John's*	21	2-6	0-3	2-3	4	1	2	0	1	5	6
Rutgers*	19	6-10	2-4	1-1	5	0	1	0	2	1	15
at Villanova*	32	6-14	2-3	1-2	9	1	0	0	4	15	
Georgetown*	30	0-8	0-2	0-0	5	0	3	0	4	1	0
Florida Gulf Coast*	21	6-12	3-5	3-6	11	0	1	0	2	1	18
at Syracuse*	18	2-7	2-4	1-2	4	1	5	0	0	4	7
vs. Seton Hall*	26	5-13	0-3	5-6	10	1	1	0	0	2	15
vs. Notre Dame*	26	4-7	0-2	7-11	7	1	3	1	1	3	15
vs. Pittsburgh*	29	3-10	2-4	2-2	7	0	2	0	1	3	10
vs. Kentucky*	35	7-11	2-4	0-0	7	0	0	0	1	3	16
vs. Stanford*	25	2-8	1-3	0-1	6	1	1	0	0	4	5

2006-07 Statistics

	min	fg-a	3fg-a	ft-a	reb	ast	to	bk	st	pf	pts
Hillsdale	16	3-5	0-0	0-0	5	0	0	0	1	2	6
Idaho St.	7	1-3	0-0	0-0	0	0	0	0	0	0	2
Detroit	17	5-8	2-4	2-2	3	0	1	0	4	1	14
Eastern Michigan	14	5-12	2-4	1-2	8	1	1	2	1	0	13
vs. Texas Tech	18	1-6	0-4	1-2	6	0	3	0	1	3	3
vs. Duke	10	1-2	0-1	0-0	2	0	1	0	1	2	2
at Valparaiso	15	4-7	0-1	0-1	1	0	1	0	0	3	8
Northwestern St.	11	2-3	0-1	0-0	1	0	0	0	0	3	4
North Dakota St.	18	2-8	0-2	2-2	4	0	1	0	0	2	6
Delaware St.	12	0-1	0-0	0-0	2	0	2				



CAREER GAME-BY-GAME STATISTICS

#42 OTULE, Chris

2009-10 Statistics

	min	fg-a	3fg-a	ft-a	reb	ast	to	bk	st	pf	pts
Centenary	.6	0-1	0-0	0-2	1	0	2	1	0	2	0
UMES	.11	3-4	0-0	0-1	3	0	1	3	0	2	6
Grambling*	.8	2-3	0-0	1-3	2	0	0	1	0	1	2
South Dakota					DNP						
vs. Xavier					DNP						
vs. Michigan					DNP						
vs. Florida State					DNP						
NC State					DNP						
Milwaukee					DNP						
at Wisconsin					DNP						
North Florida					DNP						
Presbyterian					DNP						
at West Virginia					DNP						
Villanova											
Georgetown											
at Villanova											
Providence											
at DePaul											
at Syracuse											
Rutgers											
at Connecticut											
DePaul											
at Providence											
USF											
Pittsburgh											
at Cincinnati											
at St. John's											
at Seton Hall											
Louisville											
Notre Dame											

#45 FROZENA, Robert

2009-10 Statistics

	min	fg-a	3fg-a	ft-a	reb	ast	to	bk	st	pf	pts
Centenary	.2	0-0	0-0	0-0	0	0	0	0	0	0	0
UMES	.2	0-0	0-0	0-0	1	0	0	0	0	1	0
Grambling	.3	1-1	0-0	1-3	0	0	0	0	0	0	3
South Dakota	.7	1-1	1-1	0-0	1	0	0	0	1	0	3
vs. Xavier					DNP						
vs. Michigan					DNP						
vs. Florida State					DNP						
NC State					DNP						
Milwaukee					DNP						
at Wisconsin					DNP						
North Florida	.2	0-0	0-0	0-0	1	0	0	0	0	1	0
Presbyterian	.7	0-0	0-0	0-0	1	1	1	0	0	1	0
at West Virginia					DNP						
Villanova											
Georgetown											
at Villanova											
Providence											
at DePaul											
at Syracuse											
Rutgers											
at Connecticut											
DePaul											
at Providence											
USF											
Pittsburgh											
at Cincinnati											
at St. John's											
at Seton Hall											
Louisville											
Notre Dame											

2008-09 Statistics

	min	fg-a	3fg-a	ft-a	reb	ast	to	bk	st	pf	pts
Houston Baptist	.1	0-0	0-0	0-0	1	0	0	0	0	1	0
Chicago State					DNP						
Milwaukee	.2	0-0	0-0	0-0	1	0	2	0	0	0	0
Texas Southern	.1	0-2	0-0	0-0	2	0	0	0	0	0	0
vs. Northern Iowa	.5	0-1	0-0	0-0	2	0	0	0	0	0	0
vs. Dayton					DNP						
Central Michigan	.1	0-0	0-0	2-2	0	0	0	0	0	1	2
Wisconsin					DNP						
IPFW	.2	0-0	0-0	0-0	0	0	0	0	0	0	0
vs. Tennessee					DNP						
Western Carolina	.1	0-0	0-0	0-0	0	0	0	0	0	0	0
at N.C. State					DNP						
Presbyterian					DNP						
Villanova					DNP						
Cincinnati	.2	0-0	0-0	0-0	0	0	0	0	0	0	0
at Rutgers					DNP						
West Virginia					DNP						
at Providence					DNP						
DePaul					DNP						
at Notre Dame					DNP						
Georgetown					DNP						
at DePaul					DNP						
at USF					DNP						
at Villanova					DNP						
St. John's	.2	0-0	0-0	0-2	1	0	1	0	0	1	0
Seton Hall	.1	1-1	0-0	0-0	0	0	0	0	0	0	2
at Georgetown					DNP						
Connecticut					DNP						
at Louisville					DNP						
at Pittsburgh					DNP						
Syracuse					DNP						
vs. St. John's	.4	0-0	0-0	0-0	0	0	0	0	0	0	0
vs. Villanova					DNP						
vs. Utah State					DNP						
vs. Missouri					DNP						

2008-09 Statistics

	min	fg-a	3fg-a	ft-a	reb	ast	to	bk	st	pf	pts
Houston Baptist					DNP						
Chicago State					DNP						
Milwaukee					DNP						
Texas Southern					DNP						
vs. Northern Iowa					DNP						
vs. Dayton					DNP						
Central Michigan					DNP						
Wisconsin					DNP						
IPFW					DNP						
vs. Tennessee					DNP						
Western Carolina	.11	0-3	0-0	3-6	1	0	1	1	0	3	3
at N.C. State					DNP						
Presbyterian	.14	2-5	0-0	0-0	5	0	0	1	0	2	4
Villanova					DNP						
Cincinnati	.13	2-3	0-0	0-2	2	0	0	2	0	0	4
at Rutgers	.8	0-0	0-0	0-0	1	0	2	0	0	2	0
West Virginia					DNP						
at Providence					DNP						
DePaul	.1	0-0	0-0	0-0	0	0	1	0	0	1	0
at Notre Dame					DNP						
Georgetown					DNP						
at DePaul					DNP						
at USF					DNP						
at Villanova					DNP						
St. John's	.5	0-0	0-0	0-0	0	0	1	1	0	1	0
Seton Hall	.3	0-0	0-0	1-2	1	0	0	0	0	0	1
at Georgetown					DNP						
Connecticut					DNP						
at Louisville					DNP						
at Pittsburgh					DNP						
Syracuse	.2	0-0	0-0	0-0	0	0	1	0	0	0	0
vs. St. John's	.3	0-0	0-0	0-0	0	0	0	0	0	0	0
vs. Villanova					DNP						
vs. Utah State					DNP						
vs. Missouri					DNP						

2007-08 Statistics

	min	fg-a	3fg-a	ft-a	reb	ast	to	bk	st	pf	pts
IUPUI					DNP						
Utah Valley					DNP						
at Chaminade					DNP						
vs. Okla. St.					DNP						
vs. Duke					DNP						
UWM					DNP						
at Wisconsin					DNP						
Sacramento St.	.1	0-0	0-0	1-2	0	0	0	0	0	0	1
IPFW	.1	0-0	0-0	0-0	0	0	0	0	0	0	0
Coppin St.	.2	0-0	0-0	0-0	0	0	0	0	1	0	0
Savannah St.	.1	0-0	0-0	2-2	1	0	0	0	0	0	2
Providence	.2	0-0	0-0	0-0	0	1	0	0	0	0	0
at WVU					DNP						
Seton Hall					DNP						
Notre Dame					DNP						
at Louisville					DNP						
at Connecticut					DNP						
DePaul					DNP						
USF					DNP						
at Cincinnati					DNP						
Louisville					DNP						
at Notre Dame					DNP						
at Seton Hall					DNP						
Pittsburgh	.1	0-0	0-0	0-0	0	0	0	0	0	0	0
at St. John's					DNP						
Rutgers					DNP						
at Villanova					DNP						
Georgetown					DNP						
Florida Gulf Coast	.1	0-0	0-0	0-0	1	0	0	0	0	0	0
at Syracuse					DNP						
vs. Seton Hall					DNP						
vs. Notre Dame					DNP						
vs. Pittsburgh					DNP						
vs. Kentucky					DNP						
vs. Stanford					DNP						

* - indicates player started the game



CAREER GAME-BY-GAME STATISTICS

55 MBAO, Youssoupha

2009-10 Statistics

	min	fg-a	3fg-a	ft-a	reb	ast	to	bk	st	pf	pts
Centenary											DNP
UMES											DNP
Grambling	6	0-0	0-0	1-2	0	1	0	1	0	1	1
South Dakota	12	0-1	0-0	0-0	1	2	1	0	0	4	0
vs. Xavier											DNP
vs. Michigan											DNP
vs. Florida State	1	0-0	0-0	0-0	0	0	0	0	0	0	0
NC State											DNP
Milwaukee	4	0-0	0-0	0-0	1	0	0	0	0	1	0
at Wisconsin	5	0-0	0-0	0-0	0	0	0	1	0	0	0
North Florida	8	0-0	0-0	0-0	2	0	0	1	0	4	0
Presbyterian	15	0-0	0-0	0-0	1	1	0	1	1	1	0
at West Virginia	3	0-0	0-0	0-0	0	0	0	0	0	1	0
Villanova											
Georgetown											
at Villanova											
Providence											
at DePaul											
at Syracuse											
Rutgers											
at Connecticut											
DePaul											
at Providence											
USF											
Pittsburgh											
at Cincinnati											
at St. John's											
at Seton Hall											
Louisville											
Notre Dame											

* - indicates player started the game



THE STAT CREW SYSTEM
Marquette Combined Team Statistics (as of Dec 29, 2009)
All games



RECORD:	OVERALL	HOME	AWAY	NEUTRAL
ALL GAMES	9-4	7-1	0-2	2-1
CONFERENCE	0-1	0-0	0-1	0-0
NON-CONFERENCE	9-3	7-1	0-1	2-1

#	Player	gp-gs	min	avg	Total		3-Point		F-Throw		Rebounds			pf	dq	a	to	blk	stl	pts	avg	
					fg-fga	fg%	3fg-fga	3fg%	ft-fa	ft%	off	def	tot									avg
32	HAYWARD, Lazar	13-13	368	28.3	94-213	.441	18-61	.295	42-52	.808	28	60	88	6.8	37	0	18	27	4	19	248	19.1
33	BUTLER, Jimmy	13-13	401	30.8	63-102	.618	8-12	.667	68-91	.747	36	53	89	6.8	24	1	26	12	12	22	202	15.5
01	JOHNSON-ODOM, Da	13-5	338	26.0	54-108	.500	31-52	.596	19-26	.731	2	30	32	2.5	29	2	26	23	1	12	158	12.2
02	ACKER, Maurice	13-3	303	23.3	37-83	.446	15-35	.429	18-24	.750	3	18	21	1.6	28	0	43	20	1	22	107	8.2
23	BUYCKS, Dwight	13-8	363	27.9	35-85	.412	7-23	.304	17-23	.739	17	39	56	4.3	26	1	42	29	0	17	94	7.2
10	CUBILLAN, David	13-13	353	27.2	27-57	.474	16-39	.410	7-9	.778	2	21	23	1.8	16	0	36	13	0	12	77	5.9
25	MAYMON, Jeronne	9-0	147	16.3	13-27	.481	0-0	.000	10-18	.556	15	23	38	4.2	24	0	5	10	1	3	36	4.0
42	OTULE, Chris	3-1	25	8.3	5-8	.625	0-0	.000	1-6	.167	5	1	6	2.0	5	0	0	3	5	0	11	3.7
12	WILLIAMS, Erik	6-0	59	9.8	8-17	.471	0-1	.000	5-7	.714	8	8	16	2.7	12	0	2	4	1	1	21	3.5
21	FULCE, Joseph	13-9	167	12.8	20-41	.488	0-2	.000	5-7	.714	16	32	48	3.7	18	0	9	6	7	7	45	3.5
45	FROZENA, Robert	6-0	23	3.8	2-2	1.000	1-1	1.000	1-3	.333	1	3	4	0.7	3	0	1	1	0	1	6	1.0
55	MBAO, Youssoupha	8-0	53	6.6	0-1	.000	0-0	.000	1-2	.500	2	3	5	0.6	12	0	4	1	4	1	1	0.1
Team											19	11	30				2					
Total.....		13	2600		358-744	.481	96-226	.425	194-268	.724	154	302	456	35.1	234	4	212	151	36	117	1006	77.4
Opponents.....		13	2600		291-685	.425	64-199	.322	144-218	.661	124	267	391	30.1	229	-	160	209	41	86	790	60.8

TEAM STATISTICS	MU	OPP	Date	Opponent	Score	Att.
SCORING	1006	790	11/13/09	CENTENARY	w 85-62	14093
Points per game	77.4	60.8	11/17/09	MD. EASTERN SHORE	w 86-60	13511
Scoring margin	+16.6	-	11/21/09	GRAMBLING STATE	w 87-41	13716
FIELD GOALS-ATT	358-744	291-685	11/24/09	SOUTH DAKOTA	w 93-68	13731
Field goal pct	.481	.425	11/26/09	vs Xavier	w 71-61	2853
3 POINT FG-ATT	96-226	64-199	11/27/09	vs 15/15 Michigan	w 79-65	3660
3-point FG pct	.425	.322	11/29/09	vs Florida State	L 56-57	2225
3-pt FG made per game	7.4	4.9	12/5/09	NC STATE	L 73-77	15803
FREE THROWS-ATT	194-268	144-218	12/8/09	MILWAUKEE	w 71-51	14244
Free throw pct	.724	.661	12/12/09	at 20/23 Wisconsin	L 63-72	17230
F-Throws made per game	14.9	11.1	12/19/09	NORTH FLORIDA	w 78-51	14117
REBOUNDS	456	391	12/27/09	PRESBYTERIAN	w 102-62	14321
Rebounds per game	35.1	30.1	* 12/29/09	at 6/6 West Virginia	L 62-63	12872
Rebounding margin	+5.0	-				
ASSISTS	212	160				
Assists per game	16.3	12.3				
TURNOVERS	151	209				
Turnovers per game	11.6	16.1				
Turnover margin	+4.5	-				
Assist/turnover ratio	1.4	0.8				
STEALS	117	86				
Steals per game	9.0	6.6				
BLOCKS	36	41				
Blocks per game	2.8	3.2				
ATTENDANCE	113536	38840				
Home games-Avg/Game	8-14192	2-15051				
Neutral site-Avg/Game	-	3-2913				

* - Conference game

Score by Periods	1st	2nd	Totals
Marquette	493	513	1006
Opponents	367	423	790