

# MARQUETTE

**BIG EAST**  
CONFERENCE



JEREL  
McNEAL  
Junior • Guard




LAZAR  
HAYWARD  
Sophomore • Forward



DOMINIC  
JAMES  
Junior • Guard



OUSMANE  
BARRO  
Senior • Center



WESLEY  
MATTHEWS  
Junior • Guard



ONE FOR ALL.  
ALL FOR ONE.

2008 NCAA DIVISION I MEN'S BASKETBALL CHAMPIONSHIP FIRST & SECOND ROUNDS



The Marquette University men's basketball team has been tabbed an at-large selection to the 2008 NCAA Division I Men's Basketball Championship, earning the No. 6 seed in the South Region. The Golden Eagles will face No. 11 seed Kentucky at 1:30 p.m. CT at the Honda Center in Anaheim, Calif., on Thursday. The MU/UK winner will advance to face the No. 3 seed Stanford/No. 14 seed Cornell winner on Saturday at either 5:45 p.m. CT or 8:15 p.m. CT. The Golden Eagles are making their third-straight NCAA appearance, while the Wildcats have participated in 17-consecutive seasons, including the program's selection in 2008.



### Marquette Making Program's 25th Appearance

Marquette is making its 25th appearance in the NCAA Tournament and owns an overall record of 32-26, including the 1977 National Championship.

MU has been tabbed a No. 6 seed for the second time in program history, having posted a 2-1 record at that position during the 1993-94 campaign. The Golden Eagles defeated UL-Lafayette 81-59 in the first round before downing Kentucky 76-53 in the second round. The squad's season came to an end that year with a 59-49 loss to No. 2 seed Duke in Nashville, Tenn., in the regional semifinal.

**DATE:** March 20, 2008  
**TIP-OFF:** 1:30 p.m. CT  
**LOCATION:** Honda Center (17,600) - Anaheim, Calif.  
**TELEVISION:** CBS will feature Marquette's trip to the NCAA Tournament and Thursday's broadcast will mark MU's second appearance this season on the network. The team's matchup with Georgetown was the first.  
**RADIO:** ESPN Radio 540 AM is the flagship station for the Marquette Radio Network. Steve "The Homer" True (play-by-play) and Jim McIlvaine (analyst) will call the action all season long.  
**MU'S LAST TIME OUT:** Marquette saw a furious second-half rally fall just short in a 68-61 loss to Pittsburgh in the BIG EAST Championship semifinals. MU cut a 16-point deficit to four, but couldn't get any closer.  
**UK'S LAST TIME OUT:** The Wildcats dropped a 60-56 decision to Georgia in the SEC Tournament. Joe Crawford led the way with 24 points and Ramel Bradley chipped in 12 points.  
**SERIES HISTORY:**  
**LAST MEETING:**  
**MU CONTACT INFO:** Scott Kuykendall handles all of the media relations duties for the Marquette men's basketball program and can be reached at 414.288.4794 [w]/414.807.3490 [c] or scott.kuykendall@marquette.edu.  
**WEB SITE:** GoMarquette.com  
**UK CONTACT INFO:** Scott Stricklin handles the media relations duties for UK and can be reached at 859.257.3838 or stricklin@uky.edu.  
**WEB SITE:** ukathletics.com

## 2007-08 Game Notes

No. 6 seed Marquette Golden Eagles  
 (24-9, 11-7 BIG EAST)  
 vs.  
 No. 11 seed Kentucky Wildcats  
 (18-12, 12-4 SEC)



## MU SCOREBOARD

DATE	OPPONENT	RESULT/TIME
Nov. 10	IUPUI	W, 76-68
Nov. 12	Utah Valley	W, 66-55
<b>EA Sports Maui Invitational</b>		
Nov. 19	@ Chaminade	W, 74-63
Nov. 20	vs. Oklahoma St.	W, 91-61
Nov. 21	vs. 13/10 Duke	L, 77-73
Nov. 30	UW-Milwaukee	W, 100-65
Dec. 8	@ rv/23 Wisconsin	W, 81-76
Dec. 15	Sacramento St.	W, 82-51
Dec. 17	IPFW	W, 80-56
Dec. 21	Coppin St.	W, 89-42
Dec. 29	Savannah St.	W, 77-47
Jan. 3	Providence #	W, 96-67
Jan. 6	@ West Virginia #	L, 79-64
Jan. 8	Seton Hall #	W, 61-56
Jan. 12	Notre Dame #	W, 92-66
Jan. 17	@ Louisville #	L, 71-51
Jan. 20	@ Connecticut #	L, 89-73
Jan. 26	DePaul #	W, 79-71
Jan. 29	USF #	W, 62-54
Feb. 2	@ Cincinnati #	W, 75-60
Feb. 4	Louisville #	L, 71-57
Feb. 9	@ 22/21 Notre Dame #	L, 86-83
Feb. 12	@ Seton Hall #	W, 89-64
Feb. 15	22/24 Pittsburgh #	W, 72-54
Feb. 20	@ St. John's #	W, 73-64
Feb. 23	Rutgers #	W, 78-48
Feb. 25	@ Villanova #	W, 85-75
Mar. 1	11/10 Georgetown #	L, 70-68 (OT)
Mar. 4	Florida Gulf Coast	W, 67-37
Mar. 8	@ Syracuse #	L, 87-72
<b>BIG EAST Championship</b>		
Mar. 12	vs. Seton Hall	W, 67-54
Mar. 13	vs. 14/14 Notre Dame	W, 89-79
Mar. 14	vs. Pittsburgh	L, 68-61
<b>NCAA Championship</b>		
Mar. 20	vs. Kentucky	1:30 p.m.

# - indicates BIG EAST Conference game  
 All game times CT subject to change.

**GoMarquette.com**



## MEDIA SERVICES

**ASST. AD/MBB SID:** . . . Scott Kuykendall  
**Email:** . . . scott.kuykendall@marquette.edu  
**Work Phone:** . . . . . 414-288-4794  
**Cell Phone:** . . . . . 414-807-3490  
**ASST. DIRECTOR:** . . . . . Luke LeNoble  
**Email:** . . . . . lucas.lenoble@marquette.edu  
**Work Phone:** . . . . . 414-288-6980  
**Cell Phone:** . . . . . 414-313-2238  
**Website:** . . . . . GoMarquette.com  
**Fax:** . . . . . 414-288-6519

## CREDENTIALS

Credential requests are now available online by visiting <http://www.sportssystem.com/Marquette/>.

Requests will be confirmed or denied via email and may be picked up at the Al McGuire Center or at the arena control entrance of the Bradley Center on game day (beginning two hours before tip).

Please contact Scott Kuykendall with any questions.

## PARKING

Parking is not available to home and visiting members of the media. There are several parking structures available within walking distance of the Bradley Center.

## INTERVIEW POLICY

Please contact Scott Kuykendall to arrange an interview with Marquette head coach Tom Crean, a member of the coaching staff or a player.

MU players will not disclose their home phone numbers or their cellular phone numbers so please do not request that information. Players have been asked to politely decline interviews that have not been cleared with the MU Media Relations Office. All telephone interviews will take place from either the Media Relations Office or the Men's Basketball Office. Player interviews will not be conducted on gamedays until standard post-game procedures occur.

Marquette practices are generally closed to the media. Please contact Kuykendall if you wish to attend practice. MU practices are scheduled from 2 p.m. to 5 p.m. on weekdays but are subject to change so please contact Kuykendall in advance.

## Marquette & Kentucky Make History Before Opening Tip

Marquette and Kentucky have met nine times in NCAA Tournament action, the most among any two programs in the postseason event's history.

The Golden Eagles own a 5-4 advantage in NCAA matchups, while the Wildcats lead the all-time overall series 7-6.

The most recent meeting came in 2003, when Marquette secured an 83-69 victory to advance to the Final Four. Prior to a 76-53 victory by MU in 1994, the two squads hadn't met in the NCAA's since 1975. That season, Kentucky posted a 76-54 decision in the first round.

Marquette earned an invitation to the NCAA's four times (1968, 1969, 1971 and 1972) in five years, squaring off against the Wildcats during each of those campaigns.

MU and UK first met in the postseason in 1955, resulting in a 78-71 win by Marquette in the second round.

Most NCAA Tournament Matchups	
Kentucky vs Marquette	9
San Francisco vs UCLA	7
Kentucky vs Utah	6
Duke vs Kansas	5
Kansas vs UCLA	5
Connecticut vs Duke	5
Indiana vs LSU	5
Kentucky vs Ohio State	5
Louisville vs UCLA	5
Duke vs Kentucky	5

*courtesy of Stats Inc.*

## MU Heading To NCAA's For Third-Straight Season

Marquette is making an appearance in the NCAA Tournament for the third-straight time, a feat the program last accomplished in 1980.

The 1980 campaign marked the end of a 10-year run by Marquette in the NCAA's, highlighted by the 1977 National Championship.

Ninth-year head coach Tom Crean has now guided the Golden Eagles to five NCAA Tournament appearances (2008, 2007, 2006, 2003 [Final Four] and 2002) and the squad owns a 4-4 record in the event under his guidance. MU has also advanced to the National Invitation Tournament on three occasions (2005, 2004 and 2000), marking postseason play in eight of his nine campaigns on campus.

For a complete tournament history, see page 13 of the postseason guide.

## Golden Eagles Familiar With Tourney Field

Marquette's strength of schedule has been ranked among the best in the nation all season long and a quick glance at the NCAA field makes it easy to see why.

Nearly half (14-of-33) of MU's games this season have come against teams competing in this year's tournament. The Golden Eagles posted a 6-8 mark in those contests: Notre Dame (2-1), Villanova (1-0), Wisconsin (1-0), Coppin State (1-0) Pittsburgh (1-1), Georgetown (0-1), Connecticut (0-1), West Virginia (0-1), Duke (0-1) and Louisville (0-2).

## Work On The Boards Leads To Semifinal Appearance

Marquette's first-ever appearance in the BIG EAST Championship semifinals can largely be attributed to the team's efforts on the boards in the three games at Madison Square Garden.

MU, which is outrebounding its opponents by 2.4 rebounds per game for the season, finished with a 13.4 advantage (47.7-to-34.3) in that category for the week's action.

The team's efforts in New York included a season-best 56-carom effort in the win over Seton Hall, which also included a campaign-high 25 boards at the offensive end.

Sophomore Lazar Hayward led the way with 8.0 rebounds per game, but had plenty of help as a total of six players grabbed at least 4.7 boards per contest.

Marquette's averaged 18.7 offensive rebounds per outing in the three games, helping the squad jump from ninth to fourth in that category among BIG EAST teams.

BIG EAST Championship Rebounding				
	vs. SHU	vs. ND	vs. PITT	MU Avg.
<b>Total Reb.</b>	56/37	40/34	47/32	47.7
<b>Off. Reb.</b>	25/13	10/11	21/8	18.7
<b>Def. Reb.</b>	33/24	30/23	26/24	29.7

*MU's rebounds listed first.*

# Marquette Men's Basketball Game Notes



INJURY REPORT	
Player (Injury)	Status
None	

STAT COMPARISON	
<i>statistics as of 3/16/08</i>	
	MU UK
Overall Record:	24-9 . . . . 18-12
Scoring Offense:	75.8 . . . . 68.6
Scoring Defense:	64.3 . . . . 65.3
3-PT FG Percentage:	35.3 . . . . 36.8
FT Percentage:	70.2 . . . . 73.4

INDIVIDUAL LEADERS	
SCORING	
MU	UK
McNeal . . . . 14.3	Crawford . . . . 17.3
James . . . . 13.0	Patterson . . . . 16.4

REBOUNDING	
MU	UK
Hayward . . . . 6.5	Patterson . . . . 7.7
Barro . . . . 5.5	Jasper . . . . 5.4

FIELD GOAL PERCENTAGE	
MU	UK
Burke . . . . 59.6	Stewart . . . . 58.8
Barro . . . . 54.3	Patterson . . . . 57.4

FREE THROW PERCENTAGE	
MU	UK
Cubillan . . . . 81.0	Bradley . . . . 82.6
Acker . . . . 78.8	Meeks . . . . 79.4

CAREER GAMES PLAYED				
	Career Games	Career Starts	Consec. Games	Consec. Starts
Acker	33	1	33	--
Barro	126	66	98	12
Blackledge	45	1	5	--
Brice	22	--	--	--
Burke	87	17	67	--
Christopherson	18	--	--	--
Cubillan	66	1	23	--
Fitzgerald	93	17	23	--
Frozena	7	--	--	--
Hayward	67	47	67	31
Hazel	14	--	--	--
James	98	97	98	12
Matthews	90	80	76	66
Mbakwe	10	--	10	--
McNeal	93	93	33	33

PROBABLE STARTERS						
Marquette						
NAME	POS.	PPG.	RPG.	APG.	FG%	FT%
Dominic James	G	13.0	2.7	4.3	.406	.656
Jerel McNeal	G	14.3	4.8	3.6	.449	.698
Wesley Matthews	G	11.2	4.4	1.8	.437	.776
Lazar Hayward	F	13.0	6.5	0.7	.475	.780
Ousmane Barro	C	5.5	5.5	0.2	.543	.652
Kentucky						
NAME	POS.	PPG.	RPG.	APG.	FG%	FT%
Ramel Bradley	G	15.8	4.2	3.3	42.2	82.6
Derrick Jasper	G	4.4	5.4	2.7	44.6	36.0
Joe Crawford	F	17.3	3.6	2.1	46.2	77.9
Ramon Harris	F	4.3	3.6	1.2	50.7	60.0
Mark Coury	F	2.0	1.8	0.6	43.3	52.9

## McNeal Tabbed To All-Tournament Team

Jerel McNeal helped the Golden Eagles to the program's first-ever appearance in the semifinals of the league tourney and as a result earned a spot on the 2008 BIG EAST Championship Presented by Aeropostale All-Tournament Team.

The Chicago, Ill., native averaged 22.0 points and 6.0 rebounds per game in the three outings, shooting 53.5 percent (23-of-43) from the field, 46.6 percent (6-of-13) from behind the 3-point line and 82.4 percent (14-of-17) from the free throw line. McNeal's week included a career-high 28 points in the victory over No. 14 Notre Dame.

McNeal and West Virginia's Joe Alexander were the only two players on the six-member squad not to appear in the championship game.

## Trio Of Golden Eagles Garner All-Conference Accolades

Marquette University men's basketball players Lazar Hayward, Dominic James and Jerel McNeal were all named to the 2007-08 All-BIG EAST Second Team, the league office announced March 11.

Only two of the league's 16 programs, Marquette and Connecticut, had three players named to the first and second teams combined. Each of the league all-conference teams and specialty awards is selected in a survey of the league's head coaches, who may not vote for their own players.

## No Sophomore Jinx For Hayward In 2007-08

Marquette sophomore Lazar Hayward has enjoyed a breakthrough season in 2007-08 and is one of the league's most improved players.

After contributing 6.6 points and 3.6 rebounds per game as a freshman, the Buffalo, N.Y., native improved those numbers to 13.0 points and 6.5 boards per outing in 2007-08. He is shooting 47.5 percent from the field, 45.2 percent from behind the 3-point line and 78.0 percent from the charity stripe. He has appeared in all 33 games, earning 31 starting assignments.

Hayward ranks among the league leaders in free throw percentage (10th), rebounding (18th) and scoring (21st). He also owns a team-best five double-doubles this season.

In 2006-07, Hayward shot just 42.8 percent from the field and 20.8 percent from long distance.

STATISTICAL COMPARISON																			
Team	G	FG	FGA	PCT	3PT	3PA	PCT	FT	FTA	PCT	REB	AVG	PF-DQ	A	TO	BS	ST	PTS	AVG
Kentucky	30	712	1518	.469	174	473	.368	460	627	.734	1012	33.7	564-16	382	478	144	202	2058	68.6
Marquette	33	875	1957	.447	231	654	.353	522	744	.702	1208	36.6	691-14	490	435	126	317	2503	75.8

# Marquette Men's Basketball Game Notes



## MARQUETTE IN THE BIG EAST STATS

statistics as of 3/16/08

### Team

SCORING OFFENSE:	.5th (75.8)
SCORING DEFENSE:	.4th (64.3)
FT PERCENTAGE:	.5th (70.2)
FG PERCENTAGE:	.9th (44.7)
ASSISTS:	.7th (14.85)
STEALS:	.1st (9.61)
BLOCKED SHOTS:	.8th (3.82)
FG PCT. DEFENSE:	.5th (41.2)
OFFENSIVE REBOUNDS:	.4th (13.39)
DEFENSIVE REBOUNDS:	.11th (23.21)
3-PT FG'S MADE:	.9th (231)

### Individual

#### SCORING

Jerel McNeal	.16th (14.3 ppg.)
Dominic James	.t21st (13.0 ppg.)
Lazar Hayward	.t21st (13.0 ppg.)

#### FREE THROW PERCENTAGE

Lazar Hayward	.10th (.780)
Wesley Matthews	.11th (.776)

#### REBOUNDING

Lazar Hayward	.18th (6.5 rpg.)
---------------	------------------

#### STEALS

Jerel McNeal	.2nd (2.21 spg.)
Dominic James	.6th (1.82 spg.)

#### ASSISTS

Dominic James	.8th (4.27 apg.)
Jerel McNeal	.14th (3.64 apg.)

#### ASSIST-TO-TURNOVER RATIO

Dominic James	.6th (1.96)
---------------	-------------

## marks|FOR SUCCESS

when James, Matthews & McNeal all reach double figures in game	.....20-5
when McNeal grabs five-or-more rebounds	.....43-5
when McNeal & Matthews each grab four-or-more rebounds	.....33-7
when McNeal & Matthews combine for 10-or-more rebounds	.....31-6
when James dishes out five-or-more assists	.....37-14
when Barro scores 10-or-more points	.....18-2

## 2007-08 MARQUETTE ROSTER

NO.	NAME	POS.	HT.	WT.	CL.	HOMETOWN
0	Scott Christopherson	G	6-3	200	Fr.	LaCrosse, Wis. <i>Has appeared in 18 games and six of his eight baskets are 3-pointers</i>
1	Dominic James	G	5-11	185	Jr.	Richmond, Ind. <i>Second Team All-BIG EAST, ranks fifth all-time in assists with 475</i>
2	Maurice Acker	G	5-8	165	So.	Hazel Crest, Ill. <i>Back-up point guard who is third on team in assists despite 13.3 minutes per game</i>
4	Patrick Hazel	F	6-7	220	Fr.	Queens, N.Y. <i>Has appeared in 14 games, all as a reserve</i>
5	Dan Fitzgerald	F	6-9	220	Sr.	St. Paul, Minn. <i>Ranked among the all-time career leaders at MU in 3-point field goal percentage</i>
10	David Cubillan	G	6-0	175	So.	Maracaibo, Venezuela <i>Second on the team with 39 3-pointers made on the year</i>
12	Dwight Burke	F	6-8	250	Jr.	Brooklyn, N.Y. <i>Came off the bench to contribute four points and 10 rebounds against PITT</i>
21	Lawrence Blackledge	F	6-8	185	Sr.	Carbondale, Ill. <i>Played 13 minutes against Seton Hall, his most since Jan. 17 at Louisville</i>
22	Jerel McNeal	G	6-3	200	Jr.	Chicago, Ill. <i>Second Team All-BIG EAST, has led the team in scoring the last four games</i>
23	Wesley Matthews	G	6-5	215	Jr.	Madison, Wis. <i>Became the third player this season to reach 1,000 career points</i>
32	Lazar Hayward	F	6-6	225	So.	Buffalo, N.Y. <i>Second Team All-BIG EAST, tops the roster with five double-doubles</i>
33	Trevor Mbakwe [RS]	F	6-7	240	Fr.	St. Paul, Minn. <i>Has appeared in 10 games since returning from preseason knee injury</i>
41	Ousmane Barro	F	6-10	235	Sr.	Dakar, Senegal <i>Currently seventh all-time in blocks at MU with 97, has appeared in 125 games</i>
42	Tommy Brice [1]	G	5-11	175	Sr.	Bloomington, Ill. <i>Walk on who has appeared in nine games</i>
45	Robert Frozena [1]	G	6-1	165	Fr.	Sherwood, Wis. <i>Walk on who joined the team in late November</i>

Head Coach: Tom Crean (9th season)

Assistant Coaches: Tim Buckley, Bennie Seltzer, Buzz Williams

Dir. of Basketball Operations: Jason Rabedeaux. Coor. of Basketball Operations: Brian Barone  
RS = will redshirt in 2007-08. [1] = indicates walk-on

## MU Features Three Juniors With 1,000 Points

In the BIG EAST Championship semifinal matchup with Pittsburgh, guard Wesley Matthews became the third Golden Eagle this season to reach the 1,000-point mark for his career at the free throw line.

When Matthews reached the milestone, the Golden Eagles became one of just two programs in NCAA Division I to feature a trio of players with 1,000 points who have yet to reach their respective senior campaigns. North Dakota State's Ben Woodside, Brett Winkelman and Mike Nelson are all juniors who have surpassed the benchmark already.

MU junior Dominic James reached the mark with a free throw versus Utah Valley State on Nov. 12 and classmate Jerel McNeal did the same with a charity toss versus DePaul on Jan. 26. James currently owns 1,407 points while McNeal is in possession of 1,242.

## "McSteals" Continue To Collect For McNeal

Junior Jerel McNeal, the 2006-07 BIG EAST Defensive Player of the Year, is once again making a name for himself in the Marquette record book in the steals category.

McNeal currently owns 73 steals, which leads the BIG EAST, and is the seventh-best single season mark in program history. Each of the junior's three season totals now rank in the school's top-10 listing. He owns 213 thefts for his career to rank third all-time at Marquette.

The Chicago, Ill., native also tops the roster with 242 deflections on the season, an average of 7.3 per game.

# Marquette Men's Basketball Game Notes

Page 5



## 2007-08 BIG EAST Standings

	BIG EAST		Overall	
Georgetown	15-3	83.3	27-5	84.4
Louisville	14-4	77.8	24-7	77.4
Notre Dame	14-4	77.8	24-8	75.0
Connecticut	13-5	72.2	24-8	75.0
<b>Marquette</b>	<b>11-7</b>	<b>61.1</b>	<b>24-9</b>	<b>72.7</b>
West Virginia	11-7	61.1	24-10	70.6
Pittsburgh	10-8	55.6	26-9	74.3
Villanova	9-9	50.0	20-12	62.5
Syracuse	9-9	50.0	19-13	59.4
Cincinnati	8-10	44.4	13-18	41.9
Seton Hall	7-11	38.9	17-15	53.1
Providence	6-12	33.3	15-16	48.4
DePaul	6-12	33.3	11-19	36.7
St. John's	5-13	27.8	11-19	36.7
USF	3-15	16.7	12-19	38.7
Rutgers	3-15	16.7	11-20	35.5

Through BIG EAST Tournament

## BIG EAST Postseason

### BIG EAST Tournament

Wed. March 12	Villanova 82, Syracuse 63 West Virginia 58, Providence 53 Pittsburgh 70, Cincinnati 64 <b>Marquette 67, Seton Hall 54</b>
Thu. March 13	Georgetown 82, Villanova 63 West Virginia 78, Connecticut 72 Pittsburgh 76, Louisville 69 <b>Marquette 89, Notre Dame 79</b>
Fri. March 14	Georgetown 72, West Virginia 55 <b>Pittsburgh 68, Marquette 61</b>
Sat. March 15	Pittsburgh 74, Georgetown 65

### NCAA Tournament

Thu. March 20	Notre Dame vs. George Mason Pittsburgh vs. Oral Roberts West Virginia vs. Arizona <b>Marquette vs. Kentucky</b>
Fri. March 21	Louisville vs. Boise State Villanova vs. Clemson Georgetown vs. UMBC Connecticut vs. San Diego

### National Invitation Tournament

Tue. Mar. 18	Syracuse vs. Robert Morris
--------------	----------------------------

## Series History

<b>vs. Kentucky (6-7)</b>		<b>vs. Stanford (4-0)</b>	
M 13, 2003	W, 83-69	D 22, 1981	W, 66-65
M 20, 1994	W, 76-53	D 6, 1980	W, 69-58
M 15, 1975	L, 76-54	D 22, 1959	W, 63-50
M 16, 1972	L, 85-69	D 28, 1934	W, 39-26
M 20, 1971	W, 91-74		
M 13, 1969	W, 81-74		
M 15, 1968	W, 107-89	<b>vs. Cornell (1-0)</b>	
M 14, 1959	L, 69-68	D 4, 1998	W, 61-51
M 11, 1955	W, 79-71		
F 3, 1940	L, 51-45		
F 4, 1939	L, 37-31		
F 14, 1938	L, 35-33		

## HOW MARQUETTE'S OPPONENTS HAVE FARED

OPPONENT (DATE)	W	L	LAST GAME	NEXT GAME
IUPUI (11/10)	26	7	L, 71-64 vs. Oral Roberts	Season Completed
Utah Valley St. (11/12)	15	14	W, 78-51 vs. CS-Bakers.	Season Completed
@ Chaminade (11/19)	21	8	L, 83-62 vs. BYU-Hawaii	Season Completed
vs. Oklahoma St. (11/20)	17	15	L, 66-59 vs. Texas	Season Completed
vs. Duke (11/21)	27	5	L, 78-74 vs. Clemson	3/20 vs. Belmont
UW-Milwaukee (11/30)	14	16	L, 57-51 vs. Loyola	Season Completed
@ Wisconsin (12/8)	28	4	W, 61-48 vs. Illinois	3/20 vs. Cal St. Fullerton
Sacramento St. (12/15)	4	24	L, 89-69 vs. Weber St.	Season Completed
IPFW (12/17)	13	18	L, 58-42 vs. Oral Roberts	Season Completed
Coppin St. (12/21)	15	20	W, 62-60 vs. Morgan St.	3/18 vs. Mt. St. Mary's
Savannah St. (12/29)	13	18	L, 78-68 vs. UTPA	Season Completed
Providence (1/3)	15	16	L, 58-53 vs. West Virginia	Season Completed
@ West Virginia (1/6)	24	10	L, vs. Georgetown	3/20 vs. Arizona
Seton Hall (1/8, 2/12)	17	15	L, 67-54 vs. Marquette	Season Completed
Notre Dame (1/12, 2/9)	24	7	L, 89-79 vs. Marquette	3/20 vs. George Mason
@ Louisville (1/17, 2/4)	24	8	L, 76-69 vs. Pittsburgh	3/21 vs. Boise State
@ Connecticut (1/20)	24	8	L, 78-72 vs. West Virginia	3/21 vs. San Diego
DePaul (1/26)	11	19	L, 98-79 @ Pittsburgh	Season Completed
USF (1/29)	12	19	L, 67-60 vs. Notre Dame	Season Completed
@ Cincinnati (2/2)	13	18	L, 70-64 vs. Pittsburgh	Season Completed
Pittsburgh (2/15)	26	9	W, 74-65 vs. Georgetown	3/20 vs. Oral Roberts
@ St. John's (2/20)	11	19	L, 83-74 vs. West Virginia	Season Completed
Rutgers (2/23)	11	20	W, 64-61 vs. Seton Hall	Season Completed
@ Villanova (2/25)	20	12	L, 82-63 vs. Georgetown	Season Completed
Georgetown (3/1)	27	5	L, 74-65 vs. Pittsburgh	3/21 vs. UMBC
Florida Gulf Coast (3/4)	10	21	L, 67-37 @ Marquette	Season Completed
@ Syracuse (3/8)	19	13	L, 82-63 vs. Villanova	Season Completed
vs. Kentucky (3/20)	18	12	L, 60-56 vs. Georgia	3/20 vs. Marquette
<b>TOTALS</b>	<b>499</b>	<b>380</b>		

## Marquette Among Nation's Best In Steals

Marquette is currently ranked first in the BIG EAST and fourth in the nation (through games of March 8) in steals per game (9.69 spg.).

The 17-steal effort against the Fighting Irish on Jan. 12 matched a season high and MU has reached double figures 13 times this season. Junior Jerel McNeal, the 2006-07 BIG EAST Defensive Player of the Year, is second in the league with 2.19 steals per game and classmate Dominic James owns seventh (1.84 spg.).

## Mbakwe Encountering Quick Learning Curve

Freshman forward Trevor Mbakwe, who made his season debut Feb. 15 versus Pittsburgh, has been thrown into the heart of the BIG EAST schedule as he tries to recover from preseason knee surgery.

Mbakwe was thought to be lost for the entire 2007-08 campaign after suffering an isolated fibular collateral ligament sprain, but was cleared prior to the matchup with the Panthers following a remarkable recovery.

In 10 appearances, Mbakwe is averaging 10.0 minutes per outing and contributing 1.7 points and 2.3 rebounds per game. He has also been matched up against some of the top post talent in the league in Georgetown's Roy Hibbert, Syracuse's Arinze Onuaku, Notre Dame's Luke Harangody and Pittsburgh's DeJuan Blair.

# Marquette Men's Basketball Game Notes

Page 6



## RESULT BREAKDOWN

Record	Overall	BE
Home: . . . . .	15-2	7-2
Away: . . . . .	5-5	4-5
Neutral: . . . . .	4-2	0-0
<b>TOTALS . . . . .</b>	<b>24-9</b>	<b>11-7</b>

## Record By Month

Record	Overall	BE
November: . . . . .	5-1	0-0
December: . . . . .	5-0	0-0
January: . . . . .	5-3	5-3
February: . . . . .	6-2	6-2
March: . . . . .	3-3	0-2
<b>TOTALS . . . . .</b>	<b>24-9</b>	<b>11-7</b>

## Record By Starting Lineup

James, McNeal, Matthews . . . . .	2-0
Burke, Fitzgerald	
James, McNeal, Matthews . . . . .	11-3
Burke, Hayward	
James, McNeal, Matthews . . . . .	1-0
Blackledge, Hayward	
James, McNeal, Matthews . . . . .	9-4
Barro, Hayward	
James, McNeal, Matthews . . . . .	1-1
Fitzgerald, Hayward	
Acker, McNeal, Matthews . . . . .	0-1
Burke, Hayward	

## Barro Efficiently Leaving Name In Record Book

One of the most experienced players in school history, senior Ousmane Barro has played in 125 career games for the Golden Eagles.

He has moved into the top 10 in games played and blocked shots (97, 7th) due in part to the length of his tenure. His most recent addition to the record book, however, is a result of his efficiency at the offensive end of the court.

For his career, Barro has connected on 55.9 percent (262-of-470) of his shot attempts from the field. That mark is second all-time to only Ric Cobb's 58.8 percent clip from 1968-70 (see page 10 for complete list). Barro recently reached the minimum shot attempt total of 450, which now qualifies him to place his name in that category.

## Marquette's 20/10 Vision Sign Of Success

The Feb. 23 victory over Rutgers was Marquette's 20th of the year overall and 10th in BIG EAST Conference action.

Marquette, Pittsburgh and Georgetown are the only three programs in the league to claim at least 20 overall decisions and 10 conference victories since the 2005-06 campaign. Only 16 programs in all of NCAA Division I basketball have reached those benchmarks in the past three years.

Marquette has now claimed 20-or-more victories in a season on five occasions under ninth-year head coach Tom Crean.

## Marquette's Schedule Strength Tough To Match

Through games of March 15, Marquette is ranked 20th in the Rating Percentage Index according to CollegeRPI.com and it's strength of schedule is 21st-toughest in the nation.

Nine of MU's games this season have come against squads currently ranked in the top-25 of the RPI and five of those programs are in the top-15. Duke (6), Georgetown (8), Wisconsin (11), Louisville (13), Pittsburgh (15) and Connecticut (18) all contribute to Marquette's lofty ranking.

## Marquette Faced Toughest Crossover Schedule

With the new 18-game BIG EAST schedule, each program faced three opponents in home-and-home series in 2007-08, while taking on each of the remaining league programs on one occasion.

Marquette's trio of crossover opponents consisted of Louisville, Notre Dame and Seton Hall. The group boasted a combined league record of 35-19.

No other program featured home-and-home opponents who combined to match the total of 35 victories MU's trio accounted for in league play.



## Marquette's Relationship With Brand WADE Easy To See



**WADE**™

The 2007-08 campaign will be Marquette's first as the flagship collegiate program of Converse's Brand WADE.

Developed by former Golden Eagle standout and current Miami Heat star Dwyane Wade, the shoe and clothing line distinguishes Marquette from every other program in the NCAA's.

For the next six seasons, Converse will outfit the Golden Eagles with game, practice and off-court apparel including jerseys, performance shorts, warm-ups, sweat suits, shooting shirts and t-shirts that feature both the Converse star and WADE logos.



# Marquette Men's Basketball Game Notes

Page 8



## tom|CREAN

Head Coach | Ninth Season | Central Michigan, 1989 | 189-95 (66.5)

90-56 (61.6) in league play      40-53 (43.0) on the road      4-4 (50.0) in NCAA Tourney  
126-27 (82.4) at Bradley Center      21-14 (60.0) at neutral sites      6-9 (40.0) in league tourneys

In Tom Crean's eight seasons, Marquette has averaged over 20 wins a year, won a conference championship and made seven postseason appearances, highlighted by the 2003 Final Four, the program's third appearance all-time and first since 1977.

He is a two-time recipient of the Ray Meyer Conference USA, NABC District XI and USBWA District V Coach of the Year awards, and in 2003 won the Coach Clair Bee Award as well as being named a finalist for the Naismith National Coach of the Year Award.

Crean's 65.7 winning percentage and 165 victories place him third in both categories all-time at Marquette.

### National Recognition

Crean's revival of Marquette's storied basketball program has not gone unnoticed by the national pollsters as the Golden Eagles have spent 62 weeks in the rankings since November 2001.

Prior to first appearing during Crean's tenure in the AP Top 25 on November 27, 2001,

Marquette had been ranked for just 24 weeks the previous 15 seasons.

Marquette's consecutive year-end rankings in 2002 and 2003 were the first time for the program in a quarter century, and on March 4, 2003, the school earned its highest ranking since 1978 by reaching No. 8 in the AP poll, which the team matched in 2006-07.

### Player Development

Personally driven by an intense commitment to improve, Crean has structured a program at Marquette that focuses heavily on individual instruction and has allowed his players to stay ahead of the competition.

The development of Golden Eagle players under Crean's tutelage can best be illustrated by the program's representation with international basketball this past summer. Current players Dominic James, Wesley Matthews and Jerel McNeal were all invited to tryouts for USA Basketball to represent the country at the 2007 Pan American Games. Recognized among the top young talent in collegiate basketball, Marquette's trio of selections was the most of

### Crean's Career Record vs. All Opponents

Air Force	1-0	Minnesota	0-2
Appalachian State	2-0	Missouri	1-0
Ark.-Little Rock	1-0	Morgan State	1-0
Ark.-Pine Bluff	1-0	Morris Brown	1-0
Arizona	0-2	Nebraska	1-1
Alabama	0-1	North Carolina	0-1
Baylor	0-1	North Dakota St.	0-1
Boise State	1-0	Notre Dame	5-3
Cal St.-Northridge	1-0	Northern Michigan	1-0
Canisius	1-0	Northwestern St.	1-0
Centenary	1-0	Oakland	3-0
Chaminade	1-0	Oklahoma St.	1-0
Charlotte	4-6	Oral Roberts	1-0
Chicago State	2-0	Pittsburgh	5-3
Cincinnati	6-7	Providence	3-1
Connecticut	2-1	Rice	1-0
Coppin State	4-0	Rutgers	2-1
Dayton	1-3	Sacramento St.	1-0
Detroit	1-0	Sacred Heart	1-0
DePaul	12-4	St. John's	4-0
Delaware State	3-0	Saint Louis	9-3
Duke	1-1	Sam Houston St.	2-0
East Carolina	4-2	San Francisco	1-0
Eastern Illinois	1-0	Savannah State	3-0
Eastern Michigan	1-0	Seton Hall	5-0
Eastern Washington	1-0	South Alabama	0-1
Elon	1-0	South Carolina	1-0
Florida A&M	1-0	South Dakota St.	2-0
Florida Gulf Coast	1-0	Southern Miss	3-2
Fordham	1-0	Syracuse	0-2
Georgetown	1-3	Tennessee	1-0
Gonzaga	1-0	TCU	2-4
Grambling	2-0	Texas-San Antonio	1-0
Hampton	1-0	Texas Southern	1-0
Hillsdale Coll.	1-0	Texas Tech	1-0
Holy Cross	1-0	Toledo	1-0
Houston	4-2	Tulane	6-1
Idaho State	1-0	Tulsa	0-1
Illinois State	1-0	UAB	3-4
Indiana	1-0	USF	7-0
Iowa State	0-1	Utah Valley	1-0
IPFW	2-0	Valparaiso	3-0
IUPUI	1-0	Villanova	3-1
Kansas	0-1	Wake Forest	1-1
Kent State	1-0	West Virginia	1-2
Kentucky	1-0	Western Carolina	2-0
Lewis	1-0	Western Michigan	1-1
Louisville	8-10	Winthrop	0-1
Loyola (Ill.)	1-0	Wisconsin	3-6
UMBC	1-0	UW-Milwaukee	1-0
Massachusetts	1-0	Wofford	1-0
Memphis	1-4	Xavier	1-2
Michigan State	0-1		

any squad in the nation. Teammate David Cubillan was tabbed to the Venezuelan National Team to represent his home country in Olympic qualifying events.

Marquette alumni are scattered across the globe enjoying success in the world of professional basketball; including several current players in the National Basketball Association. Dwayne Wade (Miami), Travis Diener (Indiana) and Steve Novak (Houston) are all featured on NBA rosters, with Wade owning a world championship ring with the Heat.

## Tom Crean's Year-by-Year Coaching Résumé

### AS A HEAD COACH AT MARQUETTE UNIVERSITY

Year	Record	Conf.	Notes
2006-07	24-10	10-6	NCAA First Round; CBE Classic Title
2005-06	20-11	10-6	NCAA First Round; Great Alaska Shootout Title
2004-05	19-12	7-9	NIT First Round
2003-04	19-12	8-8	NIT Quarterfinals
2002-03	27-6	14-2	C-USA Reg. Season Champ., NCAA ,Final Four
2001-02	26-7	13-3	2nd place, C-USA American Div., NCAA Tourn.
2000-01	15-14	9-7	3rd place, C-USA American Div.
1999-00	15-14	8-8	4th place, C-USA American Div., NIT

### AS AN ASSISTANT

School	Year	Record	Notes
Michigan St.	98-99	33-5	Big Ten Reg. Season and Conf. Champ., NCAA, Final Four
Michigan St.	97-98	22-8	Big Ten Reg. Season Champ., Sweet 16
Michigan St.	97-98	17-12	NIT
Michigan St.	95-96	16-16	NIT
Pittsburgh	94-95	10-18	—
W. Kentucky	93-94	20-11	NCAA Tournament
W. Kentucky	94-95	26-6	Sun Belt Tournament Champ., Sweet 16
W. Kentucky	91-92	21-1	NIT
W. Kentucky	90-91	14-14	—
Michigan St.	89-90	28-6	Big Ten Champ., NCAA Tournament, Sweet 16

# Marquette Men's Basketball Game Notes

Page 9



Through eight seasons, Golden Eagles players have earned 19 All-Conference selections and the program's first conference player of the year award, when Dwyane Wade won Conference USA's top honor in 2003. Wade also went on to become the first Marquette player since 1978 to be named an Associated Press First Team All-America and finalist for the John R. Wooden Award.

The 2007 season saw a pair of Golden Eagles rated among the league's best. Sophomore guard Dominic James was tabbed first team all-league and classmate Jerel McNeal was named the BIG EAST Defensive Player of the Year. He also claimed a spot on the all-conference second team.

In 2006, Steve Novak was one of four unanimous selections to the All-Big East first team. Novak was selected 32nd overall by the Houston Rockets in 2006 NBA Draft.

In 2005, Travis Diener joined Wade as players under Crean's mentoring who earned All-American and All-Conference honors, as well as going on to be selected in the NBA Draft.

Marquette basketball has been represented on national player of the year balloting in each of the last six seasons.

## Fan Support and Television Exposure

Crean's passion and commitment on the court has paid dividends off of it. The program has set total attendance records four times, and since 1999 has drawn nearly two million fans.

Students on the Milwaukee campus have flocked to the Bradley Center in record numbers, making it one of college basketball's best environments. Marquette has finished among the nation's top-25 in average attendance in each of the last six seasons, including a clip of 15,345 per game in 2006-07 to rank 14th overall.

Overall, attendance has increased 70-percent and the top 10 crowds of all-time have occurred during Crean's tenure (all coming since 2002). Marquette's elevated status nationally has made it a favorite of television. Crean's squad has had 87 games televised nationally on network or cable since 2001.

## Career Overview

Crean was named the 15th head coach in Marquette basketball history on March 30, 1999.

Before arriving in Milwaukee, Crean served on the Michigan State basketball staff for four seasons, holding the position of associate head coach for the last two. During that time, the Spartans compiled an 88-41 record and made four consecutive postseason appearances, including a trip to the 1999 Final Four. Michigan State's recruiting coordinator; Crean was instrumental in bringing two-time Big Ten Player of the Year Mateen Cleaves and 2000 John R. Wooden Award finalist Morris Peterson to East Lansing.

Prior to his tenure at Michigan State, Crean spent the 1994-95 season as an assistant coach at Pittsburgh and served as the associate head coach at Western Kentucky from 1990 to 1994. Crean got his start in coaching on the Division I level in 1989-90, serving on Jud Heathcote's staff at Michigan State.

A native of Mount Pleasant, Mich., Crean earned his bachelor's degree in parks and recreation with a minor in psychology from Central Michigan in 1989. While pursuing his degree, Crean coached basketball at Alma College and Mount Pleasant High School.

## Tom Crean vs. Ranked Opponents

Marquette is 23-26 (46.9) against ranked opponents, including 8-10 (44.4) against the Top 10, under Tom Crean. All-time, Marquette is 91-133 (40.6) against ranked opponents, including a 39-85 (31.4) record against the Top 10. Marquette was 5-2 against the top-25 and 2-0 against the top 10 in 2006-07. *Rankings listed from the AP poll.*

### 1999-2000

**Jan. 8, 2000** at #3 Cincinnati 67, Marquette 48  
Jan. 12, 2000 Marquette 69, at #21 DePaul 48  
Jan. 15, 2000 Marquette 66, #25 Louisville 64 (OT)  
**Jan. 23, 2000** #1 Cincinnati 72, Marquette 60

### 2000-01

Dec. 23, 2000 #16 Wisconsin 52, Marquette 47  
**Jan. 13, 2001** at #9 North Carolina 84, Marquette 54

### 2001-02

Nov. 23, 2001 Marquette 50, #20 Indiana 49 (Great Alaska Shootout)  
Dec. 29, 2001 at #25 Wake Forest 64, #19 Marquette 59  
**Feb. 2, 2002** Marquette 74, #4 Cincinnati 60  
**Feb. 22, 2002** at #4 Cincinnati 63, #9 Marquette 62  
**March 9, 2002** #5 Cincinnati 77, #13 Marquette 63 (C-USA Tournament)

### 2002-03

Feb. 9, 2003 #15 Marquette 68, #14 Wake Forest 61  
**Feb. 15, 2003** #2 Louisville 73, #11 Marquette 70  
Feb. 27, 2003 #10 Marquette 78, at #11 Louisville 73  
Mar. 22, 2003 #9 Marquette 101, #24 Missouri 92 (OT, NCAA Tournament)  
**Mar. 27, 2003** #9 Marquette 77, #4 Pittsburgh 74 (NCAA Tournament)  
**Mar. 29, 2003** #9 Marquette 83, #1 Kentucky 69 (NCAA Tournament)  
**Apr. 5, 2003** #6 Kansas 94, #9 Marquette 61 (NCAA Final Four)

### 2003-04

Dec. 1, 2003 #24 Marquette 71, #23 Notre Dame 58  
**Dec. 13, 2003** at #9 Arizona 85, #22 Marquette 75  
Dec. 20, 2003 at #22 Wisconsin 62, #23 Marquette 58  
**Jan. 14, 2004** #10 Cincinnati 85, at #21 Marquette 73  
**Jan. 31, 2004** Marquette 77, at #4 Louisville 70  
Mar. 6, 2004 at Marquette 81, #25 Louisville 80

### 2004-05

Dec. 11, 2004 at Marquette 63, #24 Wisconsin 54  
Dec. 18, 2004 #15 Arizona 48, at Marquette 43  
Jan. 26, 2005 at #12 Louisville 99, Marquette 52  
Feb. 17, 2005 #12 Louisville 64, at Marquette 61  
Feb. 24, 2005 at #24 Cincinnati 80, Marquette 68

### 2005-06

**Jan. 3, 2006** at Marquette 94, #2 Connecticut 79  
Jan. 14, 2006 at #16 West Virginia 104, Marquette 85  
Jan. 28, 2006 at #12 Pittsburgh 77, Marquette 71  
**Feb. 6, 2006** at #4 Villanova 72, Marquette 67  
Feb. 16, 2006 at Marquette 57, #17 Georgetown 51  
**Feb. 18, 2006** at Marquette 84, #9 Pittsburgh 82  
Mar. 9, 2006 #23 Georgetown 62, Marquette 57 (BIG EAST Tournament)

### 2006-07

**Nov. 21, 2006** #13 Marquette 73, #9 Duke 62  
Dec. 9, 2006 #11 Wisconsin 70, #20 Marquette 66  
Jan. 10, 2007 Marquette 73, #24 Connecticut 69  
Jan. 13, 2007 Marquette 81, #21 West Virginia 63  
**Jan. 21, 2007** #24 Marquette 77, #6 Pittsburgh 74 OT  
Feb. 10, 2007 #22 Georgetown 76, #11 Marquette 58  
Mar. 3, 2007 #20 Marquette 75, #12 Pittsburgh 71  
Mar. 8, 2007 #13 Pittsburgh 89, #18 Marquette 79

### 2007-08

Nov. 21, 2007 #13 Duke 77, #11 Marquette 73  
Feb. 9, 2008 #22 Notre Dame 86, #16 Marquette 83  
Feb. 15, 2008 Marquette 72, #22 Pittsburgh 54  
Mar. 1, 2008 #11 Georgetown 70, #21 Marquette 68  
Mar. 13, 2008 #24 Marquette 89, #14 Notre Dame 79

(Games vs. Top 10 In Bold)



scott|christopherson

**0** Freshman  
6-3 | 200  
Guard

LaCrosse, WI  
LaCrosse Aquinas HS



dominic|james

**1** Junior  
5-11 | 185  
Guard

Richmond, IN  
Richmond HS



maurice|acker

**2** Sophomore  
5-8 | 165  
Guard

Hazelcrest, IL  
Hillcrest HS/Ball State



patrick|hazel

**4** Freshman  
6-7 | 220  
Forward

Queens, NY  
Blair Academy



dan|fitzgerald

**5** Senior  
6-9 | 220  
Forward

St. Paul, MN  
St. Thomas HS/Tulane



david|cubillan

**10** Sophomore  
6-0 | 175  
Guard

Mara Caibo, Venezuela  
St. Benedict's Prep



dwight|burke

**12** Junior  
6-8 | 250  
Forward

Brooklyn, NY  
St. Benedict's Prep



lawrence|blackledge

**21** Senior  
6-8 | 185  
Forward


Carbondale, IL  
Carbondale HS/Southwestern IL Coll.



jerel|mcneal

**22** Junior  
6-3 | 200  
Guard

Chicago, IL  
Hillcrest HS



wesley|matthews

**23** Junior  
6-5 | 215  
Guard


Madison, WI  
Madison Memorial HS



lazar|hayward

**32** Sophomore  
6-6 | 225  
Forward

Buffalo, NY  
Notre Dame Prep



trevor|mbakwe

**33** Freshman  
6-7 | 240  
Forward


St. Paul, MN  
St. Bernard's HS



ousmane|barro

**41** Senior  
6-10 | 235  
Forward


Dakar, Senegal  
Chicago Julian HS



tommy|brice

**42** Senior  
5-11 | 175  
Guard

Bloomington, IL  
Lake Park, HS



robert|frozena

**45** Freshman  
6-1 | 165  
Guard

Sherwood, WI  
St. Mary Central HS

### Pronunciation Guide

Dominic James	dom-in-eek
David Cubillan	dah-veed coo-bee-yahn
Jerel McNeal	juh-rell
Lazar Hayward	lah-zahr
Trevor Mbakwe	m-bahk-we
Ousmane Barro	ooze-mahn bare-oh
Robert Frozena	Fro-zeen-ah

# Marquette Men's Basketball Game Notes

Page 11



## ALL-TIME CAREER LEADERS

### Games Played

1.	126	Steve Novak	2002-06
	126	Joe Chapman	2002-06
	126	Scott Merritt	2000-04
4.	125	Roney Eford	1992-96
	<b>125</b>	<b>Ousmane Barro</b>	<b>2005-08</b>
6.	123	Tony Miller	1991-95
7.	122	Aaron Hutchins	1994-98
	122	Faisal Abraham	1993-97
	122	Anthony Pieper	1993-97
	122	Mandy Johnson	1981-85
11.	120	Travis Diener	2001-05
	120	Cordell Henry	1998-02
	120	Tom Copa	1983-87
	120	Marc Marotta	1980-84
15.	119	Robb Logterman	1990-94
	119	Michael Wilson	1978-82
	119	Bo Ellis	1973-77

### Points

1.	1773	George Thompson	1966-69
2.	1735	Butch Lee	1974-78
3.	1691	Travis Diener	2001-05
4.	1690	Brian Wardle	1997-01
5.	1688	Tony Smith	1986-90
6.	1663	Bo Ellis	1973-77
7.	1647	Damon Key	1990-94
8.	1637	Dean Meminger	1968-71
9.	1571	Trevor Powell	1987-91
10.	1567	Steve Novak	2002-06

### Scoring Average

1.	20.4	George Thompson	1966-69
2.	19.7	Dwyane Wade	2001-03
3.	19.0	Jim Chones	1970-72
4.	18.8	Dean Meminger	1968-71
5.	18.6	Don Kojis	1958-61
6.	18.6	Mike Moran	1956-59
7.	18.3	Bob Wolf	1964-67
8.	17.0	Terry Rand	1953-56
9.	16.4	Tom Flynn	1963-66
10.	16.2	Ron Glaser	1960-63

### Field Goals Made

1.	674	Bo Ellis	1973-77
2.	666	Butch Lee	1974-78
3.	656	George Thompson	1966-69
4.	627	Damon Key	1990-94
5.	615	Tony Smith	1987-90
6.	603	Don Kojis	1958-61
7.	572	Dean Meminger	1968-71
8.	571	Brian Wardle	1997-01
9.	543	Earl Tatum	1972-76
	543	Bob Wolf	1964-67

### Field Goals Attempted

1.	1430	Brian Wardle	1997-01
2.	1403	Butch Lee	1974-78
3.	1400	Don Kojis	1958-61
4.	1383	Bo Ellis	1973-77
5.	1350	George Thompson	1966-69
6.	1272	Tom Flynn	1963-66
7.	1252	Roney Eford	1992-96
8.	1234	Dean Meminger	1968-71
9.	1231	Trevor Powell	1987-91
10.	1229	Damon Key	1990-94

### Field Goal Percentage (min. 450 FGA)

1.	58.8%	Ric Cobb	1968-70
2.	<b>55.9%</b>	<b>Ousmane Barro</b>	<b>2005-08</b>
3.	55.2%	Jim McIlvaine	1990-94
4.	54.8%	Jerome Whitehead	1975-78
5.	54.7%	Jim Chones	1970-72
6.	54.5%	Amal McCaskill	1991-92, 93-96
7.	53.4%	Tyrone Baldwin	1988-90
8.	53.1%	Ron Curry	1990-93
9.	52.1%	Trevor Powell	1987-91
10.	52.0%	Tony Smith	1986-71

### Three-Point Field Goals Made

1.	354	Steve Novak	2002-06
2.	284	Travis Diener	2001-05
3.	244	Robb Logterman	1990-94
4.	221	Aaron Hutchins	1994-98
5.	216	Mark Anglavar	1987-91
6.	211	Anthony Pieper	1993-97
7.	197	Brian Wardle	1997-01
8.	178	Tony Miller	1991-95
9.	169	John Cliff	1996-00
10.	150	Roney Eford	1992-96

### Three-Point Field Goals Attempted

1.	768	Steve Novak	2002-06
2.	687	Travis Diener	2001-05
3.	595	Robb Logterman	1990-94
4.	592	Aaron Hutchins	1994-98
5.	564	Anthony Pieper	1993-97
6.	553	Brian Wardle	1997-01
7.	501	Mark Anglavar	1987-91
8.	486	John Cliff	1996-00
9.	482	Tony Miller	1991-95
10.	421	Cordell Henry	1998-02

### Three-Point Field Goal Percentage (min. 100 3FGA)

1.	46.1%	Steve Novak	2002-06
2.	43.1%	Mark Anglavar	1987-91
3.	42.9%	Tony Smith	1986-90
4.	41.5%	Mike Flory	1986-87, 88-89
5.	41.3%	Travis Diener	2001-05
6.	41.0%	Robb Logterman	1990-94
7.	<b>40.3%</b>	<b>Dan Fitzgerald</b>	<b>2006-08</b>
8.	38.5%	Roney Eford	1992-96
9.	<b>38.3%</b>	<b>David Cubillan</b>	<b>2007-08</b>
10.	38.3%	David Diggs	1998-02
11.	37.4%	Anthony Pieper	1993-97
12.	37.3%	Aaron Hutchins	1994-98

### Free Throws Made

1.	493	Dean Meminger	1968-71
2.	457	George Thompson	1966-69
3.	406	Tony Smith	1986-90
4.	403	Butch Lee	1974-78
5.	393	Bob Wolf	1964-67
6.	390	Rube Schulz	1951-55
7.	385	Travis Diener	2001-05
8.	378	Damon Key	1990-94
9.	361	Russ Wittberger	1952-55
10.	357	Mike Moran	1956-59

### Free Throws Attempted

1.	762	Dean Meminger	1968-71
2.	674	George Thompson	1966-69
3.	549	Bob Wolf	1964-67
4.	532	Rube Schulz	1951-55
5.	531	Terry Rand	1953-56
6.	529	Russ Wittberger	1951-55
7.	525	Mike Moran	1956-59
8.	517	Tony Smith	1986-90
9.	501	Jim McIlvaine	1990-94
10.	490	Don Kojis	1958-61

### Free Throw Percentage (min. 200 FTA)

1.	93.1%	Steve Novak	2002-06
2.	84.8%	Butch Lee	1974-78
3.	83.7%	Travis Diener	2001-05
4.	82.6%	Brian Brunkhorst	1964-68
5.	82.5%	Oliver Lee	1977-81
6.	81.3%	Bob Walczak	1951-52, 54-57
7.	81.1%	Brad Luchini	1965-68
	81.1%	Brian Wardle	1997-01
9.	79.9%	Robb Logterman	1990-94
10.	78.7%	Lloyd Walton	1973-76

### Rebounds

1.	1222	Don Kojis	1958-61
2.	1085	Bo Ellis	1973-77
3.	978	Terry Rand	1953-56
4.	938	Walt Mangham	1957-60
5.	771	Tom Flynn	1963-66
6.	768	Paul Carbins	1964-67
7.	765	Trevor Powell	1987-91
8.	753	John Glaser	1955-58
9.	739	Damon Key	1990-94
10.	700	Amal McCaskill	1991-92, 93-96

### Rebounding Average

1.	15.1	Don Kojis	1958-61
2.	12.7	Terry Rand	1953-56
3.	12.3	Walt Mangham	1957-60
4.	11.7	Jim Chones	1970-72
5.	10.7	Maurice Lucas	1972-74
6.	10.6	John Glaser	1955-58
7.	9.9	Tom Flynn	1963-66
8.	9.7	Paul Carbins	1964-67
	9.7	David Boone	1985-87
10.	9.6	Larry McNeill	1971-73

### Assists

1.	956	Tony Miller	1991-95
2.	617	Travis Diener	2001-05
3.	550	Aaron Hutchins	1994-98
4.	480	Lloyd Walton	1973-76
5.	<b>475</b>	<b>Dominic James</b>	<b>2006-08</b>
6.	469	Tony Smith	1986-90
7.	430	Cordell Henry	1998-02
8.	409	Glenn Rivers	1980-83
9.	408	Michael Sims	1984-88
10.	394	Michael Wilson	1978-82

### Blocked Shots

1.	399	Jim McIlvaine	1990-94
2.	175	Amal McCaskill	1991-92, 93-96
3.	172	Faisal Abraham	1993-97
4.	119	Michael Wilson	1978-82
5.	113	Scott Merritt	2000-04
6.	103	Walter Downing	1984-86
7.	<b>97</b>	<b>Ousmane Barro</b>	<b>2005-08</b>
8.	93	Trevor Powell	1987-91
9.	89	Mike Bargaen	1995-99
10.	84	Tom Copa	1983-87

### Steals

1.	272	Michael Wilson	1978-82
2.	253	Mandy Johnson	1981-85
3.	<b>213</b>	<b>Jerel McNeal</b>	<b>2006-08</b>
4.	203	Glenn Rivers	1980-83
5.	190	Tony Smith	1986-90
6.	188	Michael Sims	1984-88
7.	185	Tony Miller	1991-95
8.	<b>177</b>	<b>Dominic James</b>	<b>2006-08</b>
9.	165	Aaron Hutchins	1994-98
10.	158	Travis Diener	2001-05
	158	Kerry Trotter	1982-86

# Marquette Men's Basketball Game Notes

Page 12



## ALL-TIME SEASON LEADERS

### Points

1.	710	Dwyane Wade	2002-03
2.	689	Tony Smith	1989-90
3.	664	George Thompson	1967-68
4.	628	Butch Lee	1976-77
5.	616	Dean Meminger	1970-71
6.	586	George Thompson	1968-69
7.	584	Travis Diener	2003-04
8.	578	Don Kojis	1960-61
9.	573	Bob Wolf	1965-66
10.	571	Dwyane Wade	2001-02

### Scoring Average

1.	23.8	Tony Smith	1989-90
2.	22.9	George Thompson	1967-68
3.	22.0	Bob Wolf	1965-66
4.	21.5	Dwyane Wade	2002-03
5.	21.4	Don Kojis	1960-61
6.	21.2	Dean Meminger	1970-71
7.	20.9	Don Kojis	1959-60
8.	20.5	Jim Chones	1971-72
9.	20.4	Mike Moran	1956-57
10.	20.3	Terry Rand	1955-56

### Field Goals Made

1.	252	George Thompson	1967-68
2.	251	Dwyane Wade	2002-03
3.	241	Earl Tatum	1975-76
4.	240	Tony Smith	1989-90
5.	239	Butch Lee	1976-77
6.	236	Bernard Toone	1978-79
7.	232	Don Kojis	1960-61
8.	230	Jim Chones	1970-71
9.	223	Dwyane Wade	2001-02
10.	219	Don Kojis	1959-60

### Field Goals Attempted

1.	536	Don Kojis	1960-61
2.	507	George Thompson	1967-68
3.	501	Dwyane Wade	2002-03
4.	501	Butch Lee	1976-77
5.	493	Earl Tatum	1975-76
6.	485	Tony Smith	1989-90
7.	483	Bernard Toone	1978-79
8.	481	Don Kojis	1959-60
9.	458	Dwyane Wade	2001-02
10.	458	Oliver Lee	1980-81

### Field Goal Percentage (min. 230 FGA)

1.	65.5% (152-232)	Terry Rand	1953-54
2.	59.2% (138-233)	Ron Curry	1991-92
3.	57.7% (146-253)	Damon Key	1991-92
4.	57.4% (230-401)	Jim Chones	1970-71
5.	55.7% (191-343)	Robert Jackson	2002-03
6.	55.3% (182-329)	Glenn Rivers	1980-81
7.	54.1% (164-303)	Ron Curry	1992-93
8.	52.8% (170-322)	Jim McIlvaine	1993-94
9.	52.7% (184-349)	Trevor Powell	1988-89
10.	52.0% (180-346)	David Boone	1986-87

### Three-Point Field Goals Made

1.	121	Steve Novak	2005-06
2.	90	Travis Diener	2003-04
3.	89	Steve Novak	2004-05
	89	Steve Novak	2003-04
5.	75	Robb Logterman	1993-94
6.	73	Anthony Pieper	1994-95
7.	71	Aaron Hutchins	1995-96
8.	69	Travis Diener	2002-03
	69	Robb Logterman	1991-92
10.	68	Travis Diener	2004-05

### Three-Point Field Goals Attempted

1.	259	Steve Novak	2005-06
2.	207	Steve Novak	2003-04
3.	200	Travis Diener	2003-04
4.	195	Anthony Pieper	1994-95
5.	193	Steve Novak	2004-05
6.	192	Aaron Hutchins	1995-96
7.	190	Travis Diener	2002-03
8.	187	Tony Miller	1994-95
9.	185	Mark Anglavar	1989-90
10.	184	Dominic James	2006-07
	184	Aaron Hutchins	1996-97

### Three-Point Field Goal Percentage (min. 75 3FGA)

1.	53.5% (53-99)	Mark Anglavar	1988-89
2.	50.5% (55-109)	Steve Novak	2002-03
3.	47.4% (55-116)	Mark Anglavar	1990-91
4.	46.9% (46-98)	Tony Miller	1992-93
5.	46.7% (121-259)	Steve Novak	2005-06
6.	46.1% (89-193)	Steve Novak	2004-05
7.	<b>45.2% (38-84)</b>	<b>Lazar Hayward</b>	<b>2007-08</b>
8.	45.0% (90-200)	Travis Diener	2003-04
9.	44.6% (75-168)	Robb Logterman	1993-94
10.	44.5% (69-155)	Robb Logterman	1991-92

### Free Throws Made

1.	194	Dwyane Wade	2002-03
2.	184	Dean Meminger	1970-71
3.	178	Dean Meminger	1969-70
4.	174	George Thompson	1968-69
5.	173	Tony Smith	1989-90
6.	160	George Thompson	1967-68
7.	150	Butch Lee	1976-77
8.	150	Rube Schulz	1954-55
9.	143	Bob Wolf	1965-66
10.	143	Russ Wittberger	1952-53

### Free Throws Attempted

1.	279	Dean Meminger	1969-70
2.	250	Dean Meminger	1970-71
3.	249	Dwyane Wade	2002-03
4.	247	George Thompson	1967-68
5.	240	George Thompson	1968-69
6.	233	Dean Meminger	1968-69
7.	206	Mike Moran	1958-59
8.	205	Terry Rand	1955-56
9.	203	Rube Schulz	1954-55
10.	202	Tony Smith	1989-90

### Free Throw Percentage (min. 100 FTA)

1.	88.3% (136-154)	Travis Diener	2003-04
2.	88.1% (104-118)	Bob Walczak	1954-55
3.	87.2% (150-172)	Butch Lee	1976-77
4.	86.9% (93-107)	Damon Key	1992-93
5.	86.3% (107-124)	Brad Luchini	1967-68
6.	86.0% (86-100)	Brian Brunkhorst	1965-66
7.	85.6% (173-202)	Tony Smith	1989-90
8.	84.9% (90-106)	Aaron Hutchins	1995-96
9.	83.8% (129-154)	Brian Wardle	2000-01
	83.8% (124-148)	Travis Diener	2004-05

### Rebounds

1.	462	Don Kojis	1960-61
2.	396	Terry Rand	1954-55
3.	384	Don Kojis	1959-60
4.	376	Don Kojis	1958-59
5.	372	Walt Mangham	1958-59
6.	349	John Glaser	1956-57
7.	341	Walt Mangham	1959-60
8.	333	Jim Chones	1970-71
9.	328	Maurice Lucas	1973-74
10.	319	David Boone	1985-86

### Rebounding Average

1.	17.1	Don Kojis	1960-61
2.	15.4	Don Kojis	1959-60
3.	14.7	Terry Rand	1954-55
4.	14.0	John Glaser	1956-57
5.	13.6	Walt Mangham	1959-60
6.	13.1	Terry Rand	1955-56
7.	13.0	Don Kojis	1958-59
8.	12.8	Walt Mangham	1958-59
9.	11.9	Jim Chones	1971-72
10.	11.7	Paul Carbins	1964-65

### Assists

1.	274	Tony Miller	1993-94
2.	248	Tony Miller	1994-95
3.	221	Tony Miller	1991-92
4.	215	Aaron Hutchins	1995-96
5.	213	Tony Miller	1992-93
6.	209	Sam Worthen	1978-79
7.	187	Travis Diener	2003-04
8.	184	Travis Diener	2002-03
9.	183	Lloyd Walton	1975-76
10.	175	Sam Worthen	1979-80

### Blocked Shots

1.	142	Jim McIlvaine	1993-94
2.	92	Jim McIlvaine	1990-91
3.	86	Jim McIlvaine	1991-92
4.	84	Faisal Abraham	1996-97
5.	79	Jim McIlvaine	1992-93
6.	76	Amal McCaskill	1994-95
7.	63	Walter Downing	1984-85
8.	58	Faisal Abraham	1995-96
9.	55	Amal McCaskill	1995-96
10.	47	Dwayne Johnson	1983-84

### Steals

1.	89	Michael Wilson	1980-81
2.	87	Mandy Johnson	1984-85
3.	79	Dwyane Wade	2001-02
4.	77	Glenn Rivers	1982-83
5.	76	Jerel McNeal	2006-07
6.	75	Mandy Johnson	1983-84
7.	<b>73</b>	<b>Jerel McNeal</b>	<b>2007-08</b>
8.	71	Dwyane Wade	2002-03
9.	65	Glenn Rivers	1981-82
10.	65	Michael Wilson	1981-82
11.	64	Dominic James	2006-07
	64	Jerel McNeal	2005-06

# Marquette Men's Basketball Game Notes

Page 13



## ALL-TIME NCAA TOURNAMENT RESULTS

### 2007 East

FR: 9) Michigan St. 61, 8) Marquette 49 at Winston-Salem, N.C.

### 2006 Oakland

FR: 10) Alabama 90, 7) Marquette 65 at San Diego, Calif.

### 2003 Midwest

FR: 3) Marquette 72, 14) Holy Cross 68 at Indianapolis, Ind.

SR: Marquette 101, 6) Missouri 92 • OT

RS: Marquette 77, 2) Pittsburgh 74 at Minneapolis, Minn.

RC: Marquette 83, 1) Kentucky 69

FF: 1) Kansas 94, Marquette 61 at New Orleans, La.

### 2001 East

FR: 12) Tulsa 71, 5) Marquette 69 at St. Louis, Mo.

### 1997 Southeast

FR: 7) Providence 81, 10) Marquette 59 at Charlotte, N.C.

### 1996 East

FR: 4) Marquette 68, 13) Monmouth 44 at Providence, R.I.

SR: 12) Arkansas 66, Marquette 56

### 1994 Southeast

FR: 6) Marquette 81, 11) La.-Lafayette 59 at St. Pete., Fla.

SR: Marquette 76, 3) Kentucky 53

RS: 2) Duke 59, Marquette 49 at Nashville, Tenn.

### 1993 Midwest

FR: 5) Okla. State 74, 12) Marquette 62 at Indianapolis

### 1983 Midwest

FR: 8) Tennessee 57, 9) Marquette 56 at Evansville, Ind.

### 1982 Midwest

FR: 7) Marquette 67, 10) Evansville 62 at Tulsa, Okla.

SR: 2) Missouri 73, Marquette 69

### 1980 East

FR: 8) Villanova 77, 9) Marquette 59 at Providence, R.I.

### 1979 West

FR: Bye

SR: 3) Marquette 73, 6) Pacific 48 at Los Angeles

RS: 2) DePaul 62, Marquette 56 at Provo, Utah

### 1978 Midwest

FR: Miami (Ohio) 84, Marquette 81 at Indianapolis, Ind.

### 1977 Midwest

FR: Marquette 66, Cincinnati 51 at Omaha, Neb.

RS: Marquette 67, Kansas State 66 at Oklahoma City

RC: Marquette 82, Wake Forest 68

FF: Marquette 51, Charlotte 49 at Atlanta, Ga.

NC: Marquette 67, North Carolina 59

### 1976 Midwest

FR: Marquette 79, Western Ky. 70 at Dayton, Ohio

RS: Marquette 62, Western Mich. 57 at Baton Rouge, La.

RC: Indiana 65, Marquette 56

### 1975 Midwest

FR: Kentucky 76, Marquette 54 at Tuscaloosa, Ala.

### 1974 Midwest

FR: Marquette 108, Austin Peay 66 at Terre Haute, Ind.

RS: Marquette 69, Vanderbilt 61 at Tuscaloosa, Ala.

RC: Marquette 72, Michigan 70

FF: Marquette 64, Kansas 51 at Greensboro, N.C.

NC: North Carolina State 76, Marquette 64

### 1973 Midwest

FR: Marquette 77, Miami (Ohio) 62 at Dayton, Ohio

RS: Indiana 75, Marquette 69 at Nashville, Tenn.

RT: Marquette 88, Austin Peay 73\*

### 1972 Midwest

FR: Marquette 73, Ohio 49 at Knoxville, Tenn.

RS: Kentucky 85, Marquette 69 at Dayton, Ohio

RT: Minnesota 77\*, Marquette 72

### 1971 Midwest

FR: Marquette 62, Miami (Ohio) 47 at South Bend, Ind.

RS: Ohio State 60, Marquette 59 at Athens, Ga.

RT: Marquette 91, Kentucky 74

### 1969 Midwest

FR: Marquette 82, Murray State 62 at Carbondale, Ill.

RS: Marquette 81, Kentucky 74 at Madison, Wis.

RC: Purdue 75, Marquette 73 • OT

### 1968 Midwest

FR: Marquette 72, Bowling Green 71 at Kent, Ohio

RS: Kentucky 107, Marquette 89 at Lexington, Ky.

RT: Marquette 69, East Tennessee State 57

### 1961 Midwest

FR: Houston 77, Marquette 61 at Houston, Texas

### 1959 Midwest

FR: Marquette 89, Bowling Green 71 at Lexington, Ky.

RS: Michigan State 74, Marquette 69 at Evanston, Ill.

RT: Kentucky 69, Marquette 68

### 1955 East

FR: Marquette 90, Miami (Ohio) 79 at Lexington, Ky.

RS: Marquette 79, Kentucky 71 at Evanston, Ill.

RC: Iowa 86, Marquette 81

\* = victory was later vacated

### Records by Round

Opening Round (OR)	—
First Round (FR)	14-10
Second Round (SR)	3-2
Regional Semifinal (RS)	6-7
Regional Third Place (RT)	3-2
Regional Championship (RC)	3-3
National Semifinal (FF)	2-1
National Championship (NC)	1-1
All Time Record	32-26

### Records by Seed

Third seed	5-2
Fourth seed	1-1
Fifth seed	0-1
Sixth seed	2-1
Seventh seed	0-1
Eighth seed	0-1
Ninth seed	0-1
10th seed	0-1
12th seed	0-1

### Record Against Seed

vs Top seed	1-1
vs Second seed	1-2
vs Fifth seed	0-1
vs Sixth seed	2-0
vs Seventh seed	0-1
vs Eighth seed	0-2
vs Ninth seed	0-1
vs 10th seed	1-1
vs 12th seed	0-2
vs 13th seed	1-0
vs 14th seed	1-0

### Record Against Opponents

Austin Peay	1-1
Bowling Green	2-0
Indiana	0-2
Kansas	1-1
Kentucky	5-4
Miami (Ohio)	4-0
Michigan State	0-2
Missouri	1-1

One win: Cincinnati, Charlotte, East Tennessee State, Holy Cross, La.-Lafayette, Michigan, Monmouth, Murray State, Ohio, Pacific, Pittsburgh, Wake Forest, Western Kentucky, Western Michigan, Vanderbilt

One loss: Alabama, Arkansas, DePaul, Duke, Houston, Iowa, Minnesota, North Carolina, North Carolina State, Ohio State, Oklahoma State, Providence, Purdue, Tennessee, Tulsa, Villanova

# Marquette Men's Basketball Game Notes

Page 14



## NCAA TOURNAMENT RECORDS - MARQUETTE

TEAM	Free Throws Attempted	Three-Point Field Goals Made
<b>Points</b>	44 vs. Iowa 1955	5 Steve Novak vs Alabama 2006
101 vs. Missouri (OT) 2003	<b>Free Throw Percentage</b>	5 Steve Novak vs. Kentucky 2003
<b>Field Goals Made</b>	95.0% (19-20) vs. Missouri 2003	5 Travis Diener vs. Missouri 2003
40 vs. Ohio 1974	<b>Rebounds</b>	5 Travis Diener vs. Holy Cross 2003
<b>Field Goals Attempted</b>	58 vs. Michigan State 1959	<b>Three-Point Field Goals Attempted</b>
89 vs. Austin Peay 1973	58 vs. Bowling Green 1959	14 Dominic James vs. Alabama 2006
<b>Field Goal Percentage</b>	<b>Assists</b>	14 Anthony Pieper vs. Arkansas 1996
58.1% (25-43) vs. Miami (Ohio) 1971	21 vs. Kentucky 2003	<b>Free Throws Made</b>
<b>Three-Point Field Goals Made</b>	<b>INDIVIDUAL</b>	14 Dean Meminger vs. Kentucky 1971
12 vs. Missouri 2003	<b>Points</b>	<b>Free Throws Attempted</b>
<b>Three-Point Field Goals Attempted</b>	37 Terry Rand vs. Miami (Ohio) 1955	18 Rube Schulz vs. Iowa 1955
30 vs. Arkansas 1996	<b>Field Goals Made</b>	<b>Rebounds</b>
<b>Three-Point Field Goal Percentage</b>	16 Terry Rand vs. Miami (Ohio) 1955	21 Don Kojis vs. Michigan State 1959
66.7% (12-18) vs. Missouri 2003	<b>Field Goals Attempted</b>	<b>Assists</b>
<b>Free Throws Made</b>	24 Allie McGuire vs. Austin Peay 1973	11 Dwyane Wade vs. Kentucky 2003
31 vs. Iowa 1955	24 Marcus Washington vs. Minnesota 1972	<b>Blocked Shots</b>
	24 Marcus Washington vs. Kentucky 1972	5 Bo Ellis vs. Kentucky 1975
		<b>Steals</b>
		5 Marcus Washington vs. NC State 1974

## NCAA TOURNAMENT RECORDS - OPPONENTS

TEAM	Free Throw Percentage	Three-Point Field Goals Made
<b>Points</b>	95.4% (21-22) Vanderbilt 1974	9 Rickey Paulding (Missouri) 2003
107 Kentucky 1968	<b>Rebounds</b>	<b>Three-Point Field Goals Attempted</b>
<b>Field Goals Made</b>	54 Arkansas 1996	15 Rickey Paulding (Missouri) 2003
43 Kentucky 1968	<b>Assists</b>	<b>Free Throws Made</b>
43 Kentucky 1959	22 Kansas 2003	15 Austin Croshere (Providence) 1997
<b>Field Goals Attempted</b>	<b>Blocked Shots</b>	<b>Free Throws Attempted</b>
90 Bowling Green 1959	8 Duke 1994	15 Austin Croshere (Providence) 1997
<b>Field Goal Percentage</b>	8 North Carolina State 1974	<b>Rebounds</b>
62.1% (23-37) Missouri 1982	<b>Steals</b>	22 Jim Brewer (Minnesota) 1972
<b>Three-Point Field Goals Made</b>	16 Kentucky 1994	<b>Assists</b>
15 Missouri 2003	<b>INDIVIDUAL</b>	11 Brandin Knight (Pittsburgh) 2003
<b>Three-Point Field Goals Attempted</b>	<b>Points</b>	11 Jave Meade (Holy Cross) 2003
38 Kentucky 1994	39 Austin Croshere (Providence) 1997	<b>Blocked Shots</b>
<b>Three-Point Field Goal Percentage</b>	<b>Field Goals Made</b>	7 Tom Burleson (North Carolina State) 1974
52.2% (12-23) Alabama 2006	14 Dan Issel (Kentucky) 1968	<b>Steals</b>
<b>Free Throws Made</b>	<b>Field Goals Attempted</b>	4 Travis Walton (Michigan State) 2007
29 Villanova 1980	25 Brad Leaf (Evansville) 1982	4 Tony Delk (Kentucky) 1994
29 Kentucky 1972	25 Clyde Turner (Minnesota) 1972	4 Rodrick Rhodes (Kentucky) 1994
<b>Free Throws Attempted</b>		
41 Iowa 1955		

# Marquette Men's Basketball Game Notes

Page 15



**Northern State** (exhibition) **55**  
**Marquette** **83**

MILWAUKEE (AP) -- Lazar Hayward had a game-high 17 points and Wesley Matthews added 16 to lead No. 11 Marquette to a 83-55 exhibition victory over Northern State on Sunday night.

Hayward was 6 for 10 from the floor to go with four rebounds, three assists and two steals in only 15 minutes.

Matthews shot 5 for 7 and added two steals and two assists. Marquette made just 68.2% of its free throws (30-44) but forced 31 turnovers.

The Golden Eagles return their top-seven scorers from last season's team, which lost to Michigan State in the first round of the NCAA Tournament.

Northern State missed its first 13 3-pointers until Craig Nelson made one with 9:51 left in the game.

Marquette led, 38-30, after a sluggish first half. But the Golden Eagles took control in the final 20 minutes.

The first half was an offensive struggle for both teams.

Northern State missed all eight 3-pointers, and Marquette shot just 55.2% from the free-throw line (16-29).

**IUPUI** **68**  
**No. 11/12 Marquette** **76**

MILWAUKEE (AP) -- Marquette took its time against IUPUI.

Jerel McNeal scored 20 points to lead the No. 11 Golden Eagles to a 76-68 comeback victory over IUPUI on Saturday night in the season opener for both teams.

Marquette trailed 48-43 with 13 minutes left after IUPUI used a 17-2 run to erase a 10-point lead for the Golden Eagles shortly after halftime.

Marquette responded with a 23-8 run over the next nine minutes to seal the victory. IUPUI trailed by one with eight minutes left, but Wesley Matthews hit a 3-pointer and the Jaguars got no closer than four the rest of the way.

Dominic James added 12 points for Marquette, and Lazar Hayward had 11. Marquette shot 55.1 percent (27-for-49) from the field, including 60 percent in the first half.

George Hill led the Jaguars with 19 points and Gary Patterson added 15. Billy Pettiford had 14 points, eight assists, and seven rebounds.

Marquette fell behind 10-4 early but led 39-31 at halftime.

Marquette made 8-of-9 free throws in the final 22 seconds to seal it.

**Utah Valley** **55**  
**No. 10/11 Marquette** **66**

MILWAUKEE (AP) -- Dominic James scored 13 points, including the 1,000th of his career, and Marquette (No. 11 ESPN/USA Today, No. 10 AP) shook off a halftime deficit to beat Utah Valley 66-55 on Monday night.

James hit a 3-pointer with 4:20 to play that gave the Golden Eagles (2-0) a 57-50 lead. Joe Walker of Utah Valley hit one free throw, and Marquette's Wesley Matthews responded with a lean-in jumper that made it 59-51 with 4:20 remaining.

Dwight Burke and David Cubillan both added 12 points for Marquette and Lazar Hayward had 11.

Ryan Toolson was 5-for-9 from 3-point range and scored 20 points for Utah Valley (0-2).

With a free throw earlier in the second half, James became the 38th player in school history to score 1,000 points. James, who flirted with an early entry to the NBA draft in the offseason but decided to return to Marquette, needed nine points entering the game.

Northern St. 55, Marquette 83												
Nov. 4, 2007 Milwaukee, Wis.												
NORTHERN ST.	min	fg-a	3fg-a	ft-a	reb	ast	to	bk	st	pf	pts	
Kevin Ratzsch	30	5-15	0-4	2-2	4	0	8	2	4	2	12	
Dan Magrino	15	3-3	0-0	1-1	3	1	2	1	0	1	7	
Jordan King	16	1-3	0-2	0-0	0	3	3	0	1	2	2	
Craig Nelson	12	1-3	1-2	0-0	0	0	3	0	0	5	3	
Mitch Boeck	24	4-8	0-3	1-2	3	1	4	0	2	1	9	
Luke Wicks	25	0-3	0-2	2-2	6	2	2	0	1	4	2	
Derek Hoellein	16	1-4	1-4	0-0	2	1	0	0	1	3	3	
Dan DeWitt	24	0-3	0-3	1-2	4	2	6	0	1	1	1	
Levi Hamilton	13	2-4	0-2	5-5	4	0	1	0	0	1	9	
Robert Thomas	13	1-2	0-0	2-2	4	0	2	0	0	4	4	
Marty Gregor	12	0-1	0-0	3-4	4	0	0	0	0	4	3	
Team					4							
Totals	18-49	2-22	17-20	38	10	31	3	10	28	55		
MARQUETTE	min	fg-a	3fg-a	ft-a	reb	ast	to	bk	st	pf	pts	
Dan Fitzgerald	21	1-5	0-2	0-0	2	2	2	0	0	3	2	
Dwight Burke	18	0-4	0-0	2-6	6	0	0	1	5	1	2	
Dominic James	20	3-8	0-2	6-8	5	1	1	0	3	1	12	
Jerel McNeal	21	3-7	1-1	1-1	5	1	1	0	3	1	8	
Wesley Matthews	24	5-7	0-1	6-7	1	2	0	0	2	2	16	
Scott Christopherson	11	1-2	1-2	0-0	2	1	0	0	1	0	3	
Maurice Acker	20	2-5	1-2	4-5	0	4	2	0	2	0	9	
Patrick Hazel	6	0-1	0-0	0-0	3	0	0	0	0	2	0	
David Cubillan	18	1-6	0-3	2-2	1	0	1	0	0	1	4	
Lawrence Blackledge	9	2-4	0-1	2-2	3	1	1	0	1	1	6	
Lazar Hayward	15	6-10	0-1	5-7	4	3	1	0	2	2	17	
Ousmane Barro	16	1-2	0-0	2-6	3	0	1	0	0	3	4	
Tommy Brice	1	0-1	0-1	0-0	0	0	0	0	0	0	0	
Team					0							
Totals	25-62	3-16	30-44	35	19	13	2	20	18	83		
<b>Halftime:</b> MU 40-30. <b>Dead Ball Rebounds:</b> MU 7-1. <b>Technical:</b> None. <b>Officials:</b> Ed Hightower, Paul Janssen, Todd Williams. <b>Attendance:</b> 12,997.												

IUPUI 68, Marquette 76												
Nov. 10, 2007 Milwaukee, Wis.												
IUPUI	min	fg-a	3fg-a	ft-a	reb	ast	to	bk	st	pf	pts	
Jon Avery	36	3-7	0-0	0-0	1	1	0	0	0	3	6	
Billy Pettiford	37	5-10	1-4	3-6	7	8	5	1	1	3	14	
George Hill	30	6-9	3-4	4-4	2	4	5	0	4	5	19	
Gary Patterson	40	5-11	3-6	2-2	3	0	2	0	0	4	15	
Austin Montgomery	38	5-10	1-2	2-2	5	2	0	1	2	3	13	
LeRoy Nobles	9	0-0	0-0	1-2	0	1	2	0	0	2	1	
Drew Conner	5	0-0	0-0	0-0	0	1	1	0	0	0	0	
John Ashworth	5	0-1	0-1	0-0	1	1	0	0	0	0	0	
Team					1							
Totals	24-48	8-17	12-16	20	18	15	2	7	21	68		
MARQUETTE	min	fg-a	3fg-a	ft-a	reb	ast	to	bk	st	pf	pts	
Dan Fitzgerald	19	2-5	2-5	0-0	2	1	1	0	1	2	6	
Dwight Burke	16	1-2	0-0	0-0	2	0	0	0	0	2	2	
Dominic James	31	3-7	0-3	6-7	1	3	2	1	4	2	12	
Jerel McNeal	33	8-11	1-2	3-4	4	2	4	0	3	1	20	
Wesley Matthews	28	4-6	1-3	1-2	4	1	4	0	1	1	10	
Maurice Acker	12	1-2	1-2	0-1	1	1	1	0	0	1	3	
David Cubillan	23	3-9	2-8	1-1	1	3	1	0	0	2	9	
Lazar Hayward	16	4-5	0-1	3-3	4	1	0	0	0	2	11	
Ousmane Barro	22	1-2	0-0	1-2	7	2	2	2	0	2	3	
Team					0							
Totals	27-49	7-24	15-20	26	14	15	3	9	15	76		
<b>Halftime:</b> MU 39-31. <b>Dead Ball Rebounds:</b> IUPUI 3-2. <b>Technical:</b> None. <b>Officials:</b> Mike Kitts, Gary Prager, Michael Stephens. <b>Attendance:</b> 13,991.												
beyond THE BOX SCORE												
Marquette shot an amazing 80 percent (20-of-25) from the field on attempts inside the 3-point line, including 32 points in the paint.												

Utah Valley 55, Marquette 66												
Nov. 12, 2007 Milwaukee, Wis.												
UVU	min	fg-a	3fg-a	ft-a	reb	ast	to	bk	st	pf	pts	
Richard Troyer	24	4-12	4-7	0-0	6	0	1	0	0	2	12	
Jordan Brady	35	2-9	0-1	0-0	4	1	3	1	0	1	4	
Joe Walker	20	2-4	0-0	2-4	6	1	3	0	0	4	6	
Ryan Toolson	36	7-12	5-9	1-2	3	2	4	0	0	2	20	
Josh Olsen	11	0-2	0-1	0-0	3	3	2	0	0	3	0	
Jabir Jinna	26	2-8	1-3	2-4	1	1	3	0	1	0	7	
Kevin Woods	7	0-2	0-0	0-0	0	0	0	0	0	1	0	
Jordan Swarbrick	1	0-0	0-0	0-0	1	0	0	0	0	0	0	
Matt Komenda	19	2-4	0-0	0-1	8	2	0	0	1	0	4	
Brian Anderson	9	0-1	0-1	0-0	0	0	1	0	0	0	0	
Brett Ravenberg	13	1-1	0-0	0-0	0	0	0	0	0	3	2	
Team					1							
Totals	20-55	10-22	5-11	33	10	17	1	2	16	55		
MARQUETTE	min	fg-a	3fg-a	ft-a	reb	ast	to	bk	st	pf	pts	
Dan Fitzgerald	18	1-4	1-4	2-2	5	2	0	0	0	0	5	
Dwight Burke	24	5-6	0-0	2-2	8	0	1	0	0	3	12	
Dominic James	31	4-11	2-4	3-4	0	1	0	0	2	2	13	
Jerel McNeal	26	3-14	0-1	1-4	9	2	3	1	2	3	7	
Wesley Matthews	29	3-6	0-2	0-0	7	3	2	0	0	3	6	
Maurice Acker	9	0-1	0-1	0-0	1	2	2	0	1	2	0	
David Cubillan	19	4-8	2-6	2-2	1	2	0	0	2	0	12	
Lawrence Blackledge	6	0-0	0-0	0-0	1	0	0	0	1	1	0	
Lazar Hayward	24	5-7	0-1	1-2	5	1	1	1	0	0	11	
Ousmane Barro	14	0-0	0-0	0-0	0	0	1	0	1	4	0	
Team					2							
Totals	25-57	5-19	11-16	39	13	11	2	9	18	66		
<b>Halftime:</b> UVU 34-32. <b>Dead Ball Rebounds:</b> MU 3-2. <b>Technical:</b> None. <b>Officials:</b> Bob Donato, James Breeding, Chris Beaver. <b>Attendance:</b> 12,992.												

# Marquette Men's Basketball Game Notes

Page 16

## Chaminade 63 No. 11/13 Marquette 74

LAHAINA, Hawaii (AP) -- Jerel McNeal scored eight of his 22 points in a late 11-2 run that let No. 11 Marquette hold off upset-minded Chaminade 74-63 on Monday in the opening round of the EA Sports Maui Invitational.

McNeal keyed the deciding run with a tip-in of a missed free throw and three baskets on the break to let the Golden Eagles get some breathing room and avoid the upset.

Lazar Hayward added 15 points for Marquette, which is making its first appearance on Maui, while Dominic James and David Cubillan both had 11.

McNeal finished 10-for-14 from the field.

Makro Kolaric had 19 points and 14 rebounds for the Silverswords (1-1), while Rodrick Johnson added 13 points.

The Silverswords got within three points for the third time in the second half when Johnson's turnaround jumper with 6:46 left made it 58-55. That's when McNeal took over with his athleticism.

He tipped in the miss of a free throw by Hayward to start the big run, then came up with some acrobatics to close it out.

## Oklahoma State 61 No. 11/13 Marquette 91

LAHAINA, Hawaii (AP) -- Marquette defended and hustled its way into the championship game of the EA Sports Maui Invitational.

Jerel McNeal had 20 points and Dominic James added 18 to lead the 11th-ranked Golden Eagles in a never-in-doubt 91-61 semifinal victory over Oklahoma State on Tuesday night.

The Golden Eagles opened the game with a 13-2 spurt over the first four minutes. The Cowboys just didn't look ready for the intense defense Marquette threw at them. The Golden Eagles had hands reaching and swiping everywhere as they contested each pass as well as each shot.

Oklahoma State missed six of its first seven shots and turned the ball over four times in the opening burst and it stayed that way throughout the first half as Marquette took a 46-28 lead.

The Cowboys were 1-for-11 from 3-point range in the opening half and 10 of Marquette's 22 rebounds were on the offensive end.

Wesley Matthews added 13 points for Marquette, which played three guards, and sometimes four, a move that certainly helped their defensive intensity.

## No. 13/10 Duke 77 No. 11/13 Marquette 73

LAHAINA, Hawaii (AP) -- Duke claimed the championship of the EA Sports Maui Invitational with a 77-73 victory over Marquette.

Duke took a 67-61 lead with 6:03 to go on a low move by Lance Thomas off a pass from Singler, his only assist of the game.

The lead was six one more time, before Maurice Acker hit a 3 for the Golden Eagles and Ousmane Barro made one of two free throws to get Marquette within 69-67 with 4:42 left.

The Golden Eagles were within 75-73 with 33 seconds left on a layup by Jerel McNeal.

Singler grabbed a loose ball and was fouled. He made the first free throw and Marquette called a timeout, trying to freeze the freshman.

Marquette fought off foul trouble in the second half and the Golden Eagles were called for 27 fouls, nine more than Duke.

Marquette's Dominic James had 12 points on 4-for-16 shooting.

"In the first half I kind of had it going but it was nothing they did," James said. "A lot of the missed shots were layups, shots I usually make. Unfortunately I didn't in the second half."

Chaminade 63, Marquette 74												
Nov. 19, 2007 Maui, Hawaii												
CHAMINADE	min	fg-a	3fg-a	ft-a	reb	ast	to	bk	st	pf	pts	
Rodrick Johnson	19	5-13	0-3	3-6	6	0	2	0	0	4	13	
Stewart Kussler	36	4-9	0-1	0-0	5	1	2	0	0	4	8	
Makro Kolaric	37	9-13	0-1	1-1	14	2	2	2	0	3	19	
Hayden Heiber	29	1-6	0-0	6-7	6	2	3	0	2	0	8	
Bussey Ellis	28	0-3	0-2	0-1	0	2	7	0	1	4	0	
Patrick Collier	7	0-1	0-0	0-0	3	0	0	0	0	0	0	
LaMarr Hunt	27	3-10	2-6	0-0	5	1	2	0	0	3	8	
Mike Green	8	0-1	0-1	0-0	1	0	0	0	0	3	0	
Dan Wendt	9	2-4	1-3	2-2	1	0	1	0	0	0	7	
Team					2							
Totals	24-60	3-17	12-17	43	8	19	2	3	21	63		
MARQUETTE	min	fg-a	3fg-a	ft-a	reb	ast	to	bk	st	pf	pts	
Dwight Burke	12	2-3	0-0	0-0	4	0	1	0	0	3	4	
Lazar Hayward	33	6-11	0-1	3-4	8	1	1	1	1	2	15	
Dominic James	28	4-12	0-4	3-4	0	2	0	0	3	1	11	
Jerel McNeal	27	10-14	0-2	2-4	3	0	2	0	3	2	22	
Wesley Matthews	31	1-6	0-1	4-6	3	0	3	0	1	4	6	
Maurice Acker	8	0-2	0-2	0-0	1	1	1	0	0	1	0	
Dan Fitzgerald	15	0-0	0-0	0-0	1	0	1	0	0	3	0	
David Cubillan	24	3-8	2-6	3-3	1	2	1	0	0	3	11	
Lawrence Blackledge	2	0-0	0-0	0-0	0	0	0	0	0	0	0	
Ousmane Barro	20	1-2	0-0	3-4	9	0	1	2	4	2	5	
Team					2							
Totals	27-58	2-16	18-25	32	6	11	3	14	19	74		
<b>Halftime:</b> MU 39-30. <b>Dead Ball Rebounds:</b> MU 3-1. <b>Technical:</b> None. <b>Officials:</b> Bernard Clinton, Kevin Brill, Doug Sirmones. <b>Attendance:</b> 2,500.												

Oklahoma St. 61, Marquette 91												
Nov. 20, 2007 Maui, Hawaii												
OKLAHOMA ST.	min	fg-a	3fg-a	ft-a	reb	ast	to	bk	st	pf	pts	
Marcus Dove	18	1-3	0-1	0-0	3	0	4	1	2	4	2	
Ibrahima Thomas	15	0-5	0-1	0-1	3	0	1	1	0	1	0	
Terrel Harris	38	7-13	0-4	3-3	1	1	1	0	3	4	17	
Obi Muonelo	27	2-7	0-4	0-0	2	1	3	1	0	1	4	
James Anderson	31	4-10	2-4	4-5	3	1	4	2	1	2	14	
Byron Eaton	11	0-3	0-1	2-2	0	2	1	0	1	3	2	
Anthony Brown	11	5-6	0-1	1-4	3	0	0	0	0	1	11	
Tyler Hatch	21	2-4	1-3	0-0	7	1	2	0	1	2	5	
Martavius Adams	11	0-1	0-0	0-0	1	0	2	0	0	3	0	
Nick Sidorakis	4	0-1	0-0	1-2	1	1	0	0	0	0	1	
Brad Garrett	9	2-6	1-4	0-1	3	0	0	0	0	0	5	
Marshall Moses	4	0-0	0-0	0-0	1	0	0	0	0	0	0	
Team					0							
Totals	23-59	4-23	11-18	28	7	19	5	8	21	61		
MARQUETTE	min	fg-a	3fg-a	ft-a	reb	ast	to	bk	st	pf	pts	
Dwight Burke	18	0-1	0-0	1-2	1	0	3	1	3	3	1	
Lazar Hayward	30	2-8	0-1	3-3	4	1	4	2	4	2	7	
Dominic James	27	5-11	4-6	4-4	1	5	4	1	2	1	18	
Jerel McNeal	24	7-14	1-2	5-8	5	3	0	0	1	3	20	
Wesley Matthews	25	4-6	0-0	5-5	4	0	3	0	1	4	13	
Maurice Acker	16	3-6	1-2	0-0	2	2	2	0	0	3	7	
Patrick Hazel	4	0-0	0-0	0-0	3	0	0	0	0	0	0	
Dan Fitzgerald	10	3-4	3-4	1-2	3	0	0	0	1	2	10	
David Cubillan	23	4-5	2-2	0-0	1	2	1	2	0	0	10	
Lawrence Blackledge	4	0-0	0-0	1	0	0	1	0	0	0	0	
Ousmane Barro	18	2-2	0-0	1-2	10	2	1	1	0	5	5	
Tommy Brice	1	0-0	0-0	0-0	0	0	0	0	0	0	0	
Team					7							
Totals	30-57	11-17	20-26	43	14	19	6	12	23	91		
<b>Halftime:</b> MU 46-28. <b>Dead Ball Rebounds:</b> MU 3-2. <b>Technical:</b> None. <b>Officials:</b> Bob Donato, Larry Spaulding, Doug Sirmones. <b>Attendance:</b> 2,500.												

Duke 77, Marquette 73												
Nov. 21, 2007 Maui, Hawaii												
DUKE	min	fg-a	3fg-a	ft-a	reb	ast	to	bk	st	pf	pts	
Kyle Singler	37	7-11	3-5	8-8	7	1	3	0	0	2	25	
Lance Thomas	30	4-8	0-0	2-4	5	0	0	1	0	1	10	
Greg Paulus	30	3-6	3-6	0-1	2	3	3	0	0	3	9	
Gerald Henderson	23	2-7	0-0	3-4	5	0	2	1	0	4	7	
DeMarcus Nelson	35	6-11	0-1	4-8	7	4	3	0	1	4	16	
Nolan Smith	14	1-3	0-1	2-2	1	1	1	0	0	0	4	
Taylor King	1	0-0	0-0	0-0	0	0	0	0	0	1	0	
Jon Schyer	24	1-4	0-2	0-0	4	2	2	0	0	2	2	
Brian Zoubek	6	2-2	0-0	0-0	3	1	0	0	0	0	4	
Team					3							
Totals	26-52	6-15	19-27	37	12	14	2	2	16	77		
MARQUETTE	min	fg-a	3fg-a	ft-a	reb	ast	to	bk	st	pf	pts	
Dwight Burke	11	1-3	0-0	0-1	2	0	0	0	0	2	2	
Lazar Hayward	20	5-7	1-1	3-4	3	0	2	0	0	4	14	
Dominic James	27	4-16	0-3	4-6	6	3	2	0	1	4	12	
Jerel McNeal	30	4-7	0-2	3-4	3	4	3	0	1	4	11	
Wesley Matthews	34	4-9	1-2	3-3	3	2	2	1	2	3	12	
Maurice Acker	14	2-3	1-1	0-0	1	3	2	0	2	1	5	
Dan Fitzgerald	15	2-2	2-2	0-0	0	0	0	0	0	4	6	
David Cubillan	21	2-4	2-4	0-0	1	2	0	0	1	2	6	
Ousmane Barro	28	2-6	0-0	1-2	5	1	0	2	0	3	5	
Team					5							
Totals	26-57	7-15	14-20	29	15	11	3	7	27	73		
<b>Halftime:</b> Duke 43-36. <b>Dead Ball Rebounds:</b> Duke 3-2. <b>Technical:</b> None. <b>Officials:</b> Scott Thornley, Ed Hightower, Terry Wymer. <b>Attendance:</b> 2,500.												

# Marquette Men's Basketball Game Notes

Page 17



**UW-Milwaukee 65**  
**No. 13/14 Marquette 100**

MILWAUKEE (AP) -- Dominic James scored 22 points and backcourt mate Jerel McNeal added 16 to power No. 13 Marquette to a 100-65 rout of UW-Milwaukee.

Lazar Hayward scored 19 points and David Cubillan 12 for the Golden Eagles.

James and McNeal scored the first two baskets of the second half to boost Marquette's lead to 54-33.

Ricky Franklin scored 14 points and Deion James 10 for the Panthers (3-4), who played a ranked team for the first time this season. They've lost three straight and four of five.

UW-Milwaukee hung close early and managed to tie it at 13 with 12:35 left in the first half. But the Golden Eagles went into halftime on a 15-3 run to lead 50-33.

Marquette won the game in the first half with superior shooting. The Golden Eagles made 18-of-34 shots from the field (52.9 percent) and were devastating from long range, hitting 8-of-17 from beyond the arc.

The two teams had not played each other since Dec. 8, 1998, when the Golden Eagles won 77-56 and UW-Milwaukee coach Rob Jeter was an assistant under then-Marquette coach Mike Deane.

**No. rv/23 Wisconsin 76**  
**No. 11/15 Marquette 81**

MADISON, Wis. (AP) -- Dominic James scored 20 points and No. 11 Marquette ended Wisconsin's 28-home game winning streak with an 81-76 victory on Saturday.

With the win, Marquette (6-1) put a halt to Wisconsin's recent dominance in the state's biggest basketball rivalry and ended the Badgers' home streak that was the third-longest in Division I.

Jerel McNeal added 14 points and Dwight Burke added 12 points and nine rebounds as the undersized Golden Eagles held their own against one of the nation's best rebounding teams.

Brian Butch scored 17 points and Trevon Hughes added 16 for the Badgers, who are 97-6 at the Kohl Center under coach Bo Ryan.

Despite a profound size advantage over the Golden Eagles, no Badger had more than five rebounds. Marquette outrebounded Wisconsin 41-34, including 21-16 on the offensive end.

Wisconsin's Jason Bohannon hit a 3-pointer to cut the lead to three, but Marquette's Lazar Hayward answered with an inside basket. The teams traded free throws, and Marquette held off the Badgers over the final 1:27.

**Sacramento State 51**  
**No. 10/13 Marquette 82**

MILWAUKEE (AP) -- Jerel McNeal had 13 points and Lazar Hayward added 12 points and seven rebounds to lead No. 10 Marquette to an 82-51 victory over Sacramento State on Saturday.

Marquette (7-1) opened with a 14-0 run against the Hornets, the first opponent in a five-game home stretch that includes four guaranteed games before the Golden Eagles open Big East play against Providence.

Sacramento State (2-8) lost its 13th straight road game because it had no answer for Marquette's balanced scoring, which included 12 points each from Wesley Matthews and Ousmane Barro, and 10 points from Maurice Acker.

On one play, Matthews snagged an offensive rebound and rifled a pass to Dwight Burke for an easy dunk. A few moments later, Dominic James found Matthews streaking to the basket on a fast break for a reverse layup.

Sacramento State got its first basket just over five minutes in when freshman Vinnie McGhee, the only healthy point guard for the Hornets, hit a 3. McGhee led the Hornets with 15 points, but also had seven turnovers.

Milwaukee 65, Marquette 100												
Nov. 30, 2007 Milwaukee, Wis.												
UWM	min	fg-a	3fg-a	ft-a	reb	ast	to	bk	st	pf	pts	
Paige Paulsen	29	2-7	0-2	0-0	2	0	1	0	0	1	4	
Torre Johnson	16	3-4	0-0	1-2	2	2	3	0	1	5	7	
Deonte Roberts	26	2-4	0-0	4-5	5	1	3	0	0	3	8	
Ricky Franklin	26	4-11	2-6	4-4	6	4	1	0	0	4	14	
Allan Hanson	18	0-3	0-2	0-0	1	1	2	0	1	3	0	
Charlie Swiggert	7	0-2	0-0	0-1	1	0	0	0	0	0	0	
Deion James	22	4-5	2-3	0-1	4	0	1	0	1	1	10	
Roman Gentry	13	2-4	0-1	0-0	1	1	0	0	0	0	4	
Kevin Johnson	6	0-2	0-1	0-2	0	1	1	0	0	0	0	
Kaylan Anderson	4	0-1	0-0	3-4	0	0	1	0	0	0	3	
Anthony Hill	4	0-5	0-1	1-2	2	0	0	0	0	0	1	
Marcus Skinner	9	2-2	0-0	1-2	4	0	0	0	0	1	5	
Tim Flowers	14	2-4	0-0	3-6	2	0	1	0	0	3	7	
Jason Avercamp	6	1-2	0-1	0-0	0	0	0	0	0	0	2	
Team					3							
Totals	22-56	4-17	17-29	33	10	14	0	3	21	65		
MARQUETTE	min	fg-a	3fg-a	ft-a	reb	ast	to	bk	st	pf	pts	
Dwight Burke	18	3-3	0-0	1-4	3	1	1	1	0	1	7	
Lazar Hayward	29	8-13	2-3	1-2	11	1	0	1	1	3	19	
Dominic James	29	10-15	2-5	0-0	4	5	2	0	4	1	22	
Jerel McNeal	33	6-12	2-4	2-3	5	10	2	0	3	3	16	
Wesley Matthews	22	3-10	1-4	2-4	4	1	0	1	0	3	9	
Scott Christopherson	7	1-2	0-1	0-0	3	0	0	0	0	3	2	
Maurice Acker	13	1-6	0-3	3-4	1	2	1	0	1	5	5	
Patrick Hazel	9	1-1	0-0	0-0	2	0	0	1	0	1	2	
David Cubillan	26	5-9	2-6	0-0	4	6	1	0	0	1	12	
Lawrence Blackledge	3	0-0	0-0	0-0	0	0	0	0	0	1	0	
Ousmane Barro	10	2-3	0-0	2-2	2	0	0	2	0	3	6	
Tommy Brice	1	0-0	0-0	0-0	0	0	0	0	0	0	0	
Team					3							
Totals	40-74	9-26	11-19	42	26	7	6	8	21	100		
<b>Halftime:</b> MU 50-33. <b>Dead Ball Rebounds:</b> 5-5. <b>Technical:</b> None. <b>Officials:</b> J.D. Collins, John Higgins, Todd Williams. <b>Attendance:</b> 18,283.												

Wisconsin 76, Marquette 81												
Dec. 8, 2007 Madison, Wis.												
WISCONSIN	min	fg-a	3fg-a	ft-a	reb	ast	to	bk	st	pf	pts	
Marcus Landry	33	3-6	0-1	1-1	5	4	3	1	1	1	7	
Brian Butch	30	7-14	1-1	2-4	5	1	2	3	0	2	17	
Trevon Hughes	32	4-15	1-6	7-13	2	4	4	0	2	5	16	
Michael Flowers	24	6-7	2-3	0-0	3	1	1	0	0	5	14	
Joe Krabbenhoft	38	2-6	0-1	2-2	5	1	3	0	1	3	6	
Jason Bohannon	21	2-3	1-1	0-0	2	1	0	0	2	1	5	
Tanner Bronson	1	0-0	0-0	0-0	0	0	0	0	0	0	0	
Jon Leuer	13	2-3	2-2	3-5	5	0	2	1	0	1	9	
Greg Stiemsma	9	1-1	0-0	0-0	2	1	3	2	1	1	2	
Team					5							
Totals	27-55	7-15	15-25	34	13	18	7	7	19	76		
MARQUETTE	min	fg-a	3fg-a	ft-a	reb	ast	to	bk	st	pf	pts	
Dwight Burke	17	4-5	0-0	4-5	9	0	1	2	0	1	12	
Lazar Hayward	22	4-7	0-1	3-4	6	0	0	0	1	4	11	
Dominic James	34	7-15	1-4	5-8	5	6	3	0	2	3	20	
Jerel McNeal	34	7-17	0-2	0-0	5	3	3	0	5	4	14	
Wesley Matthews	33	2-6	0-1	2-2	5	0	4	1	1	2	6	
Scott Christopherson	3	0-0	0-0	0-0	1	0	0	0	0	2	0	
Maurice Acker	12	2-3	2-2	0-0	0	2	1	0	2	1	6	
David Cubillan	20	1-5	1-4	0-0	1	2	0	0	0	1	3	
Lawrence Blackledge	4	0-1	0-0	0-0	1	0	0	1	0	1	0	
Ousmane Barro	21	3-5	0-0	3-5	4	0	3	2	0	4	9	
Team					4							
Totals	30-64	4-14	17-24	41	13	16	6	11	23	81		
<b>Halftime:</b> MU 43-41. <b>Dead Ball Rebounds:</b> 2-2. <b>Technical:</b> James (MU), Hughes (UW). <b>Officials:</b> Jim Burr, Pat Driscoll, Mike Roberts. <b>Attendance:</b> 17,190.												

Sacramento St. 51, Marquette 82												
Dec. 15, 2007 Milwaukee, Wis.												
SACRAMENTO ST.	min	fg-a	3fg-a	ft-a	reb	ast	to	bk	st	pf	pts	
Randy Adams	23	2-3	0-0	1-1	5	1	2	0	1	3	5	
Justin Williams	30	5-8	0-0	0-0	9	4	4	0	0	4	10	
Vinnie McGhee	31	5-17	1-5	4-4	0	2	7	0	3	2	15	
Clark Woods	19	1-4	0-2	0-0	0	0	0	1	1	3	2	
Loren Leath	19	1-8	0-1	0-0	4	3	5	0	0	3	2	
Darnell Ferguson	14	0-2	0-0	0-0	3	0	0	1	0	1	0	
Donald Thomas	20	1-2	0-0	0-0	2	0	1	0	1	2	2	
Wandji Aboubakar	6	0-0	0-0	0-1	0	0	0	0	0	3	0	
Spenser Schulte	6	0-0	0-0	0-1	0	0	0	0	0	0	0	
Jason Davis	16	2-4	0-0	2-6	7	2	0	0	1	5	6	
Justin Eller	16	4-5	0-0	1-4	1	0	2	0	1	3	9	
Team					2							
Totals	21-53	1-8	8-17	33	12	23	2	8	29	51		
MARQUETTE	min	fg-a	3fg-a	ft-a	reb	ast	to	bk	st	pf	pts	
Dwight Burke	15	2-2	0-0	1-4	5	0	1	1	3	3	5	
Lazar Hayward	26	5-7	1-2	1-2	7	1	2	0	1	0	12	
Dominic James	27	3-11	1-4	1-2	2	4	3	0	1	2	8	
Jerel McNeal	30	3-6	1-3	6-8	4	4	5	0	2	3	13	
Wesley Matthews	31	5-9	1-1	2-4	3	4	2	0	0	0	12	
Scott Christopherson	7	1-3	1-3	0-0	1	0	0	0	0	1	3	
Maurice Acker	17	3-6	1-2	3-6	0	2	0	0	1	2	10	
Patrick Hazel	3	0-0	0-0	0-0	1	0	0	0	0	0	0	
David Cubillan	23	1-4	0-2	3-5	2	3	1	1	2	1	5	
Lawrence Blackledge	5	0-0	0-0	0-0	1	0	1	1	0	1	0	
Ousmane Barro	14	5-6	0-0	2-3	6	0	0	2	1	2	12	
Tommy Brice	1	0-0	0-0	1-2	0	0	0	0	0	0	1	
Robert Frozema	1	0-0	0-0	1-2	0	0	0	0	0	0	1	
Team					3							
Totals	28-54	5-17	21-38	35	18	15	5	11	16	82		
<b>Halftime:</b> MU 82-51. <b>Dead Ball Rebounds:</b> MU 8-4. <b>Technical:</b> MU - Bench. <b>Officials:</b> Reggie Greenwood, Jeff Clark, John Gaffney. <b>Attendance:</b> 13,673.												

# Marquette Men's Basketball Game Notes

Page 18



**IPFW 56**

**No. 10/13 Marquette 80**

MILWAUKEE (AP) -- Dominic James had 17 points and six assists and Wesley Matthews added 15 points as No. 10/13 Marquette used its speedy, athletic guards to overwhelm IPFW 80-56 on Monday night.

Marquette, in the midst of five straight home games that leads into Big East play, was playing its second game in three nights after playing just two games the previous two weeks due to final exams.

Trailing by 11 points at halftime, IPFW, which got 13 points from Jaraun Burrows to match his season average, started with a quick 8-2 run, but came unraveled nearly as fast as Marquette answered with a 14-2 spurt to put the game out of reach.

During the run, James forced point guard Ben Botts into a panicked turnover, and then fed Lazar Hayward with a behind-the-back bounce pass for a one-handed dunk.

The Mastodons then turned the ball over trying to force the tempo and McNeal's layup made it 39-26. Marquette's athleticism took over from there, including when James hit a 3, was fouled and converted the free throw to push the lead to 64-40 with 8:46 remaining.

**Coppin State 42**

**No. 10/13 Marquette 89**

MILWAUKEE (AP) -- Dominic James and Jerel McNeal scored 18 points each and No. 10/13 Marquette beat Coppin State 89-42 on Friday night.

Marquette (9-1) held Coppin State scoreless for more than seven minutes during a dominant 22-0 run that put the game out of reach midway through the second half, playing suffocating defense against a team that had been held under 40 points in its previous two games.

James and the Marquette backcourt shut down Tywain McKee, Coppin State's leading scorer at 17.1 points per game. McKee didn't take a shot from the field in 13 first-half minutes and finished the game with two points, both on free throws.

Lazar Hayward added 17 for the Golden Eagles, who have won five straight.

It was the seventh straight loss for Coppin State (3-9), which faced a brutal turnaround after Friday night's game. The Eagles headed to Bloomington, Ind. for a noon game against the No. 13-ranked Hoosiers on Saturday.

Brian Chesnut scored 13 to lead Coppin State, which remained winless on the road.

**Savannah State 37**

**No. 12/13 Marquette 77**

MILWAUKEE (AP) - No. 12 Marquette dominated in a 77-37 victory over Savannah State on Saturday, and the Golden Eagles are ready to turn their attention to the Big East. Providence visits on Thursday.

Against the Tigers, Lazar Hayward had 12 points, eight rebounds, two blocks and two steals in 19 minutes for Marquette (10-1). Dominic James also had 12 points.

It was Marquette's sixth straight win since a four-point loss to Duke on Nov. 21. The Golden Eagles made half of their 3-pointers (8-16) and held Savannah State to 25.5 percent shooting (14-55).

The Golden Eagles have won their last four games by an average of 35.5 points.

Dan Fitzgerald, who missed the last five games with a left wrist injury, added 11 points and had four of Marquette's 17 steals.

After Savannah State's Patrick Hardy opened the game with a 3-pointer, Marquette scored the next 13 points.

Reserve Curtis Brown scored nine points for Savannah State (7-11), which trailed 46-19 at halftime.

**IPFW 56, Marquette 80**  
Dec. 17, 2007  
Milwaukee, Wis.

IPFW	min	fg-a	3fg-a	ft-a	reb	ast	to	bk	st	pf	pts
DeWitt Scott	10	1-3	1-2	0-0	1	0	0	0	1	3	3
Jaraun Burrows	27	5-9	0-0	3-3	2	2	2	1	1	5	13
Jakari Johnson	25	1-6	1-4	1-3	4	1	0	0	0	1	4
Ben Botts	32	2-6	0-1	0-0	3	0	1	0	1	0	4
Demetrius Johnson	30	5-11	0-1	2-4	7	4	5	1	2	3	12
Zach Plackemier	14	3-6	1-3	0-0	1	2	1	0	0	1	7
Pat Lepper	2	0-0	0-0	0-0	0	0	0	0	0	0	0
Chris Perkins	17	3-9	0-1	0-0	4	2	1	0	0	1	6
David Carson	25	2-13	0-1	1-3	7	0	2	0	0	5	5
Armond Ademi	3	1-2	0-0	0-0	1	0	0	0	0	1	2
Zeljko Egeric	15	0-2	0-1	0-0	2	1	0	1	0	1	0
Team					4						
Totals	23-67	3-14	7-13	36	12	13	3	5	21	56	

MARQUETTE	min	fg-a	3fg-a	ft-a	reb	ast	to	bk	st	pf	pts
Dwight Burke	12	1-1	0-0	0-0	2	0	1	0	0	4	2
Lazar Hayward	27	5-8	0-1	4-6	8	2	1	1	0	2	14
Dominic James	29	7-13	2-2	1-4	3	6	4	0	2	1	17
Jerel McNeal	27	3-7	0-2	1-5	7	2	3	0	2	2	7
Wesley Matthews	26	5-14	0-0	5-7	9	1	0	1	0	4	15
Scott Christopherson	7	0-1	0-1	0-0	2	0	0	0	0	0	0
Maurice Acker	21	3-7	1-3	0-0	4	2	2	0	3	3	7
Patrick Hazel	3	1-1	0-0	1-1	1	0	0	0	0	0	3
David Cubillan	18	4-9	3-8	0-0	3	1	3	0	0	1	11
Lawrence Blackledge	10	0-0	0-0	0-0	4	2	0	1	0	2	0
Ousmane Barro	18	2-3	0-0	0-0	2	0	0	0	0	1	4
Tommy Brice	1	0-0	0-0	0-0	0	0	0	0	0	0	0
Robert Frozena	1	0-0	0-0	0-0	0	0	0	0	0	0	0
Team					5						
Totals	31-64	6-17	12-23	50	16	14	3	7	20	80	

**Halftime:** MU 29-18. **Dead Ball Rebounds:** MU 6-1. **Technical:** IPFW (team). **Officials:** Joe Lindsay, Ray Perone, Glenn Mayborg. **Attendance:** 13,133.

**Coppin St. 42, Marquette 89**  
Dec. 21, 2007  
Milwaukee, Wis.

COPPIN ST.	min	fg-a	3fg-a	ft-a	reb	ast	to	bk	st	pf	pts
A'Daeron Duncan	18	2-6	1-2	2-2	2	0	1	0	0	1	7
Eddie Hayden	7	0-0	0-0	0-0	1	0	0	1	0	0	0
Robert Pressey	21	1-5	0-0	0-0	2	0	3	0	0	1	2
Vince Goldsberry	27	1-6	0-1	0-2	2	2	4	0	1	0	2
Tywain McKee	22	0-0	0-0	2-2	3	2	5	0	2	2	2
Ernest Hargett	2	0-1	0-1	0-0	0	0	0	0	0	0	0
Chuka Hoegbu	10	0-2	0-0	0-0	1	1	3	0	0	0	0
Mike Miller	14	3-7	1-3	0-1	2	0	1	0	0	3	7
Julian Conyers	20	2-10	1-4	0-0	1	1	1	0	0	2	5
Antwan Harrison	12	0-4	0-0	0-0	1	1	0	0	0	4	0
Brian Chesnut	31	4-8	0-0	5-7	6	2	2	1	0	3	13
Ceslovas Kucinskas	16	2-4	0-1	0-0	1	0	0	0	1	2	4
Team					5						
Totals	15-53	3-12	9-14	27	9	20	2	5	18	42	

MARQUETTE	min	fg-a	3fg-a	ft-a	reb	ast	to	bk	st	pf	pts
Lawrence Blackledge	18	2-3	0-0	0-0	5	0	1	2	0	1	4
Lazar Hayward	30	7-10	1-2	2-2	5	0	0	1	1	3	17
Dominic James	31	6-10	3-6	3-4	4	8	4	0	3	0	18
Jerel McNeal	26	4-5	3-4	7-8	6	6	3	0	3	3	18
Wesley Matthews	29	4-9	0-2	5-5	3	4	1	1	2	2	13
Scott Christopherson	14	1-4	1-3	0-0	2	0	1	0	1	1	3
Maurice Acker	18	3-5	1-3	0-0	1	4	1	0	1	2	7
Patrick Hazel	7	0-0	0-0	0-0	2	0	2	0	1	0	0
Dwight Burke	8	0-1	0-0	2-2	2	0	0	1	0	0	2
Ousmane Barro	15	1-3	0-0	3-4	6	0	1	1	0	1	5
Tommy Brice	2	0-0	0-0	2-2	0	0	1	0	0	1	2
Robert Frozena	2	0-0	0-0	0-0	0	0	0	0	0	1	0
Team					1						
Totals	28-50	9-20	24-27	37	22	13	8	12	15	89	

**Halftime:** MU 43-24. **Dead Ball Rebounds:** MU 3-1. **Technical:** None. **Officials:** J.D. Collins, Bernard Clinton, William Bush. **Attendance:** 13,610.

**Savannah St. 37, Marquette 77**  
Dec. 29, 2007  
Milwaukee, Wis.

SAVANNAH ST.	min	fg-a	3fg-a	ft-a	reb	ast	to	bk	st	pf	pts
Lazarus Coleman	18	2-5	0-0	0-0	5	1	0	0	1	4	4
Chris Linton	25	3-7	0-1	0-0	3	0	2	0	2	1	6
Joseph Flegler	18	0-4	0-1	0-0	0	1	2	0	0	1	0
Patrick Hardy	19	1-3	1-3	0-0	2	1	0	0	2	1	3
Anthony Jones	27	1-9	0-1	3-4	2	1	4	0	2	1	5
Alvin Edwards	7	0-0	0-0	0-0	1	0	2	0	0	0	0
Joel Davilla	12	0-6	0-1	0-0	1	0	2	0	0	0	0
Rod Mitchell	17	1-4	0-0	3-5	5	1	2	0	1	0	5
Raye Bailey	15	0-2	0-0	0-0	0	1	3	0	0	3	0
Jovanni Shuler	12	1-3	0-1	1-2	2	0	0	0	2	0	3
Curtis Brown	15	4-10	1-3	0-0	3	0	3	1	3	4	9
Cedric Kalombo	15	1-2	0-0	0-0	3	1	3	2	0	5	2
Team					1						
Totals	14-55	2-11	7-11	28	7	23	3	13	20	37	

MARQUETTE	min	fg-a	3fg-a	ft-a	reb	ast	to	bk	st	pf	pts
Lazar Hayward	19	4-10	0-0	4-4	8	0	3	2	2	1	12
Ousmane Barro	16	1-3	0-0	0-0	5	0	2	0	1	2	2
Dominic James	28	4-12	1-3	3-5	3	3	2	0	1	1	12
Jerel McNeal	24	3-7	0-2	3-3	5	2	3	0	3	3	9
Wesley Matthews	28	3-5	0-0	1-6	5	2	4	0	3	2	7
Scott Christopherson	10	2-3	2-3	0-0	0	0	0	0	1	1	6
Maurice Acker	12	2-4	1-1	0-0	0	1	2	0	2	0	5
Patrick Hazel	6	0-0	0-0	0-1	1	0	0	0	0	1	0
Dan Fitzgerald	16	3-5	2-2	4-4	1	1	0	4	1	1	11
David Cubillan	14	2-4	1-2	0-0	1	2	1	0	0	0	5
Dwight Burke	12	1-2	0-0	0-0	5	0	1	0	0	3	2
Lawrence Blackledge	13	0-0	0-0	0-0	0	0	0	0	0	1	2
Tommy Brice	1	0-0	0-0	2-2	0	0	0	0	0	0	2
Robert Frozena	1	0-0	0-0	2-2	1	0	0	0	0	0	2
Team					3						
Totals	26-57	8-16	17-25	46	12	21	3	17	16	77	

**Halftime:** MU 46-19. **Dead Ball Rebounds:** 4-2. **Technical:** None. **Officials:** William Bush, Brian O'Connell, Chris Beaver. **Attendance:** 15,060.

# Marquette Men's Basketball Game Notes

Page 19



**Providence 67**  
**No. 10/11 Marquette 96**

MILWAUKEE (AP) -- Dominic James scored 21 points and Lazar Hayward added 17 as No. 10 Marquette took advantage of shorthanded Providence in a 96-67 victory on Thursday night in the Big East opener for both teams.

Marquette (11-1) won its seventh straight game because the Golden Eagles were too fast and too deep for Providence and suffocated the Friars' few offensive weapons.

James did, and got some unexpected help from Ousmane Barro, who had a season-high 14 points to go with nine rebounds, both well above his averages. James' backcourtmates, Wesley Matthews and Jerel McNeal, also had strong performances, with Matthews scoring a season-high 16 points and McNeal adding nine assists.

Brian McKenzie had 21 points on 4-of-7 shooting from 3-point range for Providence (9-4), which had a four-game winning streak snapped.

The Friars committed 17 turnovers, 12 in the first half, and Marquette opened the second half on a 22-5 run as the Friars' frustration began to bubble.

**West Virginia 79**  
**No. 10/11 Marquette 64**

MORGANTOWN, W.Va. (AP) -- Alex Rouff hit five 3-pointers and scored 19 points to lead the Mountaineers to a 79-64 win over No. 10 Marquette, giving Huggins his 601st career victory in his first season since returning to his alma mater.

Joe Alexander added 19 points, Da'Sean Butler had 13 and Darris Nichols 12 for West Virginia, which cruised to a 10-1 start before dropping a pair of games to Oklahoma and at Notre Dame. The losses seemed to give credence to Huggins' claim that the hot start was merely "fool's gold."

The Mountaineers, employing a seldom-used 1-3-1 zone defense most of the game, surprised Marquette and coach Tom Crean, who appeared to be expecting Huggins' trademark, physical man-to-man defense.

Lazar Hayward and Wesley Matthews scored 13 each to lead Marquette (11-2, 1-1), which had won seven straight since a four-point loss to No. 9 Duke in late November. But the Golden Eagles' sensation backcourt of Jerel McNeal and Dominic James was held to a combined 20 points on just 8-of-20 shooting, and 2-of-8 from beyond the arc.

**Seton Hall 56**  
**No. 15/16 Marquette 61**

MILWAUKEE (AP) - Dan Fitzgerald made Seton Hall's decision not to foul costly.

Fitzgerald went 4-of-9 from beyond the arc, including a key 3-pointer in the closing seconds, and Jerel McNeal scored 14 points as Marquette (12-2, 2-1 Big East) won its 11th straight home game.

After finally taking a lead with 5:58 left following James' injury, Marquette, which shot a season-low 33 percent from the field, then had to hold on, going 6-of-9 from the free throw line down the stretch.

Harvey, leading the Big East in scoring at 19.6 points a game, hit a bobbled floater in the lane, then made two free throws to make it 56-54 with 1:01 to play.

But teammate Brian Laing, who had 13 points, fouled out on the ensuing possession and James hit two free throws to make it 58-54.

Larry Davis' turnaround jumper made it 58-56 with 40 seconds to go. On the next possession, the Pirates elected not to foul and Wesley Matthews drove and bobbled the ball before finding Fitzgerald for the wide-open 3.

Providence 67, Marquette 96												
Jan. 3, 2008 Milwaukee, Wis.												
PROVIDENCE	min	fg-a	3fg-a	ft-a	reb	ast	to	bk	st	pf	pts	
Geoff McDermott	36	2-3	0-0	3-4	4	5	2	0	0	3	7	
Randall Hanke	10	1-1	0-0	0-0	0	0	1	1	0	0	2	
Jeff Xavier	31	5-13	1-6	0-2	4	1	2	0	6	5	11	
Weynmi Efejuke	29	3-10	0-4	3-4	1	2	5	0	0	4	9	
Brian McKenzie	29	6-10	4-7	5-6	6	3	4	1	2	4	21	
Alex Kellogg	7	0-1	0-0	0-0	0	0	0	0	0	0	0	
Marshon Brooks	12	1-4	1-2	4-4	1	0	0	0	1	1	7	
Jamine Peterson	23	4-8	0-0	2-5	5	0	3	0	1	2	10	
Charles Burch	7	0-0	0-0	0-0	0	0	0	0	0	0	0	
Jonathan Kale	16	0-1	0-0	0-2	1	1	0	0	0	2	0	
Team											1	
Totals	22-51	6-19	17-27	23	12	17	2	10	21	67		
MARQUETTE	min	fg-a	3fg-a	ft-a	reb	ast	to	bk	st	pf	pts	
Dwight Burke	13	1-2	0-0	0-0	2	0	0	1	0	4	2	
Lazar Hayward	26	5-10	3-4	4-4	6	1	4	0	2	3	17	
Dominic James	28	6-11	4-6	5-6	3	6	0	0	1	2	21	
Jerel McNeal	28	2-5	0-2	0-0	2	9	3	0	3	4	4	
Wesley Matthews	24	4-7	0-2	8-8	5	2	2	0	1	2	16	
Scott Christopherson	3	0-0	0-0	0-0	0	1	0	0	0	0	0	
Maurice Acker	11	3-4	2-2	0-0	2	0	2	0	1	4	8	
Patrick Hazel	2	1-1	0-0	0-0	0	0	1	0	0	1	2	
Dan Fitzgerald	13	1-4	1-4	0-0	1	0	0	0	1	3	3	
David Cubillan	22	1-4	0-3	0-0	1	1	0	0	2	1	2	
Lawrence Blackledge	4	3-5	0-0	1-1	3	0	0	0	0	2	7	
Ousmane Barro	22	5-7	0-0	4-6	9	1	2	3	0	1	14	
Tommy Brice	2	0-0	0-0	0-0	0	0	0	0	0	0	0	
Robert Frozema	2	0-0	0-0	0-0	0	1	0	0	0	0	0	
Team											3	
Totals	32-60	10-23	22-25	37	22	14	4	11	27	96		
<b>Halftime:</b> MU 41-32. <b>Dead Ball Rebounds:</b> PC 6-2. <b>Technical:</b> McDermott (PC), McNeal (MU). <b>Officials:</b> Jim Burr, Bernard Clinton, Curtis Shaw. <b>Attendance:</b> 17,041.												

West Virginia 79, Marquette 64												
Jan. 6, 2008 Morgantown, W.V.												
WEST VIRGINIA	min	fg-a	3fg-a	ft-a	reb	ast	to	bk	st	pf	pts	
Da'Sean Butler	21	5-8	3-3	0-1	5	0	2	0	0	4	13	
Joe Alexander	35	7-15	0-3	5-5	4	5	3	3	0	3	19	
Jamie Smalligan	13	0-2	0-2	0-0	0	0	0	0	0	1	0	
Darris Nichols	37	2-6	1-2	7-8	3	5	1	0	0	1	12	
Alex Ruoff	37	5-9	5-7	4-4	3	4	2	1	2	0	19	
Joe Mazzulla	19	2-2	0-0	4-7	6	1	1	0	1	3	8	
Ted Talkington	1	0-0	0-0	0-0	0	0	0	0	0	0	0	
Wellington Smith	21	1-1	0-0	0-1	6	0	2	0	0	3	2	
John Flowers	17	2-7	0-1	2-3	3	1	0	1	0	1	6	
Team											8	
Totals	24-50	9-18	22-29	38	16	12	5	3	16	79		
MARQUETTE	min	fg-a	3fg-a	ft-a	reb	ast	to	bk	st	pf	pts	
Dwight Burke	14	1-1	0-0	1-1	3	1	0	0	0	3	3	
Lazar Hayward	17	3-8	3-6	4-4	4	0	2	0	2	5	13	
Dominic James	35	4-12	2-6	0-0	0	5	0	0	1	3	10	
Jerel McNeal	30	4-8	0-2	2-2	3	3	3	0	2	5	10	
Wesley Matthews	28	4-8	2-5	3-4	2	0	4	0	0	3	13	
Scott Christopherson	1	0-0	0-0	0-0	0	0	0	0	0	1	0	
David Cubillan	20	2-6	1-4	0-0	2	2	2	0	0	4	5	
Maurice Acker	12	0-2	0-2	2-2	0	2	1	0	0	2	2	
Lawrence Blackledge	5	0-1	0-0	0-0	0	0	0	0	1	0	0	
Ousmane Barro	22	3-4	0-0	0-2	7	0	1	1	0	1	6	
Dan Fitzgerald	16	1-3	0-0	0-0	1	0	0	0	0	2	2	
Team											4	
Totals	22-53	8-25	12-15	26	13	14	2	5	29	64		
<b>Halftime:</b> WVU 29-28. <b>Dead Ball Rebounds:</b> WVU 2-1. <b>Technical:</b> None. <b>Officials:</b> John Cahill, Reggie Greenwood, Les Jones. <b>Attendance:</b> 11,429.												

Seton Hall 56, Marquette 61												
Jan. 8, 2008 Milwaukee, Wis.												
SETON HALL	min	fg-a	3fg-a	ft-a	reb	ast	to	bk	st	pf	pts	
Brian Laing	39	5-14	0-1	3-3	8	1	3	0	2	5	13	
John Garcia	26	2-2	0-0	1-4	8	0	3	1	4	3	5	
Jamar Nutter	21	3-8	3-8	0-0	2	0	2	0	2	5	9	
Eugene Harvey	39	6-15	0-2	6-8	4	3	1	0	1	1	18	
Jeremy Hazell	29	1-5	0-4	0-0	2	1	4	0	0	2	2	
Mike Davis	18	0-3	0-0	0-0	7	1	0	3	0	3	0	
Augustine Okosun	1	0-0	0-0	0-0	0	0	0	0	0	0	0	
Larry Davis	28	4-11	0-3	1-3	5	0	0	0	2	0	9	
Team											7	
Totals	21-58	3-18	11-18	43	6	14	4	11	19	56		
MARQUETTE	min	fg-a	3fg-a	ft-a	reb	ast	to	bk	st	pf	pts	
Dwight Burke	16	0-0	0-0	1-3	4	0	0	1	1	1	1	
Lazar Hayward	21	2-6	1-2	2-2	6	0	1	1	0	1	7	
Dominic James	29	4-12	1-5	4-6	5	3	3	1	1	2	13	
Jerel McNeal	34	6-17	1-3	1-2	7	5	6	3	2	2	14	
Wesley Matthews	21	2-7	0-2	0-0	4	2	1	0	1	0	4	
Maurice Acker	28	1-5	1-3	2-2	3	6	1	1	1	5	5	
Dan Fitzgerald	18	4-9	4-9	0-0	0	0	1	0	0	1	12	
David Cubillan	10	1-4	1-4	0-0	0	0	0	0	0	1	3	
Ousmane Barro	23	0-1	0-0	2-2	4	1	2	1	1	2	2	
Team											4	
Totals	20-61	9-28	12-17	39	17	15	9	7	17	61		
<b>Halftime:</b> SHU 31-24. <b>Dead Ball Rebounds:</b> SHU 5-2. <b>Technical:</b> None. <b>Officials:</b> Tim Higgins, Michael Stephens, Joe Lindsay. <b>Attendance:</b> 14,681.												

# Marquette Men's Basketball Game Notes

Page 20



**Notre Dame 66**

**No. 15/16 Marquette 92**

MILWAUKEE (AP) - Marquette's strikingly easy victory over Notre Dame on Saturday was one for the 88-year-old rivalry's history books - and one the Fighting Irish would just as soon forget.

Jerel McNeal had 18 points to lead five Marquette players in double figures, and the 15th-ranked Golden Eagles handed Notre Dame its worst loss in the teams' 109-game series, 92-66.

The Marquette-Notre Dame rivalry dates to 1920, and the Irish have played the Golden Eagles more than any other opponent in their 103-year history.

Lazar Hayward added 17 points for Marquette (13-2, 3-1) and tied a career high with 11 rebounds. Dominic James added 16 points and seven assists, and Wesley Matthews scored 15 points.

Luke Harangody tied his career high with 29 points and grabbed 14 rebounds for Notre Dame, but he had little help as sharpshooter Kyle McAlarney, coming off a career-high 32 points in a victory over Connecticut, finished with eight points. Point guard Tory Jackson had six points and fouled out with 7:15 remaining.

The Irish had a season-high 24 turnovers.

**Louisville 71**

**No. 13/13 Marquette 51**

LOUISVILLE (AP) - Terrence Williams led all scorers with 20 points and Derrick Character added 11 points and five rebounds, but it was Louisville's defense that pushed the Cardinals to their eighth win in nine games.

The Cardinals held Marquette (13-3, 3-2) to 30 percent shooting by extending their zone defense to cut off passing lanes and close off the middle. When the Golden Eagles tried to shoot over the top, they failed miserably. Marquette missed all 12 of its 3-point attempts, the first time it has been held without a 3-pointer since a loss to Wisconsin on Dec. 23, 2000.

Jerel McNeal led the Golden Eagles with 16 points and Wesley Matthews had 14, but star guard Dominic James scored a season-low three points before re-aggravating a right wrist injury with just over six minutes remaining after being fouled by Padgett. He is expected to play on Sunday when the Golden Eagles travel to Connecticut.

The rivalry has been marked by thrillers over the last decade, with 14 of the last 22 meetings being decided by five points or less or in overtime.

**Connecticut 89**

**No. 13/13 Marquette 73**

STORRS (AP) -- Connecticut, coming off a 12-point home loss to Providence, rebounded with an 89-73 over No. 13 Marquette on Sunday.

Jeff Adrien and Craig Austrie both had 15 points for the Huskies, who had lost two straight and three of four.

Lazar Hayward had 14 points for the Golden Eagles, who had won two of three, and Wesley Matthews added 13. Dominic James, Marquette's leading scorer with a 14.1 average, finished with nine points on 4-for-10 shooting.

The Huskies were 33-for-39 from the free throw line while the Golden Eagles were 11-for-18.

Connecticut took a 12-4 lead as Marquette missed 10 of its first 11 shots from the field. The Huskies stretched the lead to 39-24 at halftime by holding the Golden Eagles to 27.6 percent (8-for-29), while hitting 51.7 percent (15-for-29).

The offensive struggles continued for Marquette at the start of the second half as the Golden Eagles missed seven of their first nine shots as the Huskies opened a 51-29 lead on a three-point play by Jerome Dyson with 13:49 to play.

Notre Dame 66, Marquette 92												
Jan. 12, 2008 Milwaukee, Wis.												
NOTRE DAME	min	fg-a	3fg-a	ft-a	reb	ast	to	bk	st	pf	pts	
Rob Kurz	25	3-8	2-6	3-4	6	1	4	0	1	2	11	
Luke Harangody	31	10-17	0-0	9-11	14	1	6	3	0	1	29	
Tory Jackson	26	3-8	0-2	0-4	3	3	2	0	3	5	6	
Kyle McAlarney	33	3-8	2-6	0-0	1	1	6	0	0	0	8	
Ryan Ayers	23	0-3	0-2	0-0	2	1	0	0	1	1	0	
Tyrone Nash	3	1-1	0-0	0-0	0	0	0	0	0	0	2	
Jonathan Peoples	20	1-4	0-0	2-2	4	2	2	0	0	2	4	
Tim Abromaitis	3	1-2	0-1	0-0	0	1	1	0	0	0	2	
Zach Hillema	22	0-3	0-0	2-4	2	2	2	1	0	3	2	
Luke Zeller	14	1-4	0-2	0-0	10	1	1	0	1	0	2	
Team					4							
Totals	23:58	4-19	16-25	46	13	24	4	6	14	66		
MARQUETTE	min	fg-a	3fg-a	ft-a	reb	ast	to	bk	st	pf	pts	
Dwight Burke	14	0-4	0-0	0-0	4	2	1	0	1	4	0	
Lazar Hayward	28	6-11	2-3	3-4	11	0	3	0	4	2	17	
Dominic James	24	6-15	3-6	1-1	3	7	3	0	4	2	16	
Jerel McNeal	29	7-15	2-5	2-2	4	3	1	1	2	1	18	
Wesley Matthews	31	4-9	1-1	6-8	4	3	1	1	3	1	15	
Scott Christopherson	3	1-1	0-0	0-0	0	0	0	0	0	0	3	
Maurice Acker	14	1-4	0-2	0-0	1	5	2	0	1	3	2	
Patrick Hazel	3	0-1	0-0	0-0	0	0	0	0	0	0	0	
Dan Fitzgerald	15	0-1	0-1	0-0	2	1	0	0	1	1	0	
David Cubillan	15	4-7	3-5	0-0	2	2	1	0	1	0	11	
Lawrence Blackledge	14	3-3	0-0	0-0	1	0	0	2	0	4	6	
Ousmane Barro	10	2-2	0-0	0-0	2	0	0	0	0	5	4	
Team					2							
Totals	34:73	12-24	12-15	36	23	13	4	17	23	92		
<b>Halftime:</b>	MU 44-36.	<b>Dead Ball Rebounds:</b>	2-2.	<b>Technical:</b>	None.	<b>Officials:</b>	Mike Kitts, Doug Shows, Earl Walton.	<b>Attendance:</b>	18,906.			

Louisville 71, Marquette 51												
Jan. 17, 2008 Louisville, Ky.												
LOUISVILLE	min	fg-a	3fg-a	ft-a	reb	ast	to	bk	st	pf	pts	
Terrance Williams	39	7-13	3-6	3-5	4	1	4	0	1	2	20	
Juan Palacios	20	1-6	0-0	1-2	6	1	1	1	0	3	3	
Derrick Character	20	3-4	0-0	5-6	5	0	0	1	0	3	11	
Edgar Sosa	28	2-5	1-3	4-4	4	3	3	0	2	2	9	
Jerry Smith	37	0-7	0-4	1-2	6	5	2	0	2	2	1	
Preston Knowles	2	1-1	0-0	0-0	0	0	0	0	0	1	2	
David Padgett	21	8-9	0-2	1-4	10	2	0	0	0	4	17	
Earl Clark	20	2-4	0-0	3-4	3	0	5	1	2	1	7	
Andre McGee	13	0-0	0-0	1-2	2	1	1	0	0	2	1	
Team					3							
Totals	24:49	4-15	19-29	43	13	16	3	7	20	71		
MARQUETTE	min	fg-a	3fg-a	ft-a	reb	ast	to	bk	st	pf	pts	
Dwight Burke	12	0-0	0-0	0-0	1	0	0	0	0	5	0	
Lazar Hayward	29	2-10	0-1	2-2	6	0	4	0	2	2	6	
Dominic James	29	1-5	0-3	1-2	5	1	0	0	1	2	3	
Jerel McNeal	33	7-17	0-1	2-3	4	1	7	0	2	3	16	
Wesley Matthews	29	3-9	0-2	8-10	4	0	1	1	2	4	14	
Maurice Acker	18	2-7	0-3	2-2	1	0	1	0	2	0	6	
Dan Fitzgerald	12	0-2	0-1	2-2	2	0	0	0	0	1	2	
David Cubillan	14	0-1	0-1	0-1	0	0	0	0	0	3	0	
Lawrence Blackledge	11	2-2	0-0	0-0	2	0	0	1	0	0	4	
Ousmane Barro	13	0-3	0-0	0-0	3	0	0	1	0	4	0	
Team					2							
Totals	17:56	0-12	17-22	30	2	13	3	9	24	51		
<b>Halftime:</b>	UofL 27-19.	<b>Dead Ball Rebounds:</b>	UofL 4-2.	<b>Technical:</b>	None.	<b>Officials:</b>	John Cahill, Karl Hess, Tim Clougherty.	<b>Attendance:</b>	19,834.			

Connecticut 89, Marquette 73												
Jan. 20, 2008 Storrs, Conn.												
UCONN	min	fg-a	3fg-a	ft-a	reb	ast	to	bk	st	pf	pts	
Jeff Adrien	35	5-9	0-1	5-6	6	1	1	1	0	1	15	
Stanley Robinson	24	4-7	2-3	0-0	5	1	0	0	0	1	10	
Hasheem Thabeet	32	3-3	0-0	9-13	7	0	2	6	0	1	15	
Jerome Dyson	24	2-5	0-1	5-5	5	2	3	0	0	3	9	
A.J. Price	32	4-8	2-3	7-8	3	2	3	0	0	3	9	
Doug Wiggins	20	2-6	2-5	0-0	2	3	1	0	1	2	6	
Curtis Kelly	8	1-2	0-0	0-0	2	0	0	2	0	4	2	
Craig Austrie	25	4-6	0-1	7-7	4	1	2	0	3	1	15	
Team					3							
Totals	25:46	6-14	33-39	37	16	13	10	4	18	89		
MARQUETTE	min	fg-a	3fg-a	ft-a	reb	ast	to	bk	st	pf	pts	
Dan Fitzgerald	18	3-6	3-6	0-0	3	0	2	0	0	5	9	
Lazar Hayward	22	5-9	2-4	2-3	3	0	1	0	1	5	14	
Dominic James	29	4-10	0-1	1-3	2	3	1	0	0	4	9	
Jerel McNeal	33	3-10	0-3	3-4	0	2	2	0	2	2	9	
Wesley Matthews	28	4-12	1-2	4-6	5	1	1	0	3	3	13	
Scott Christopherson	1	0-0	0-0	0-0	0	0	0	0	0	0	0	
Maurice Acker	18	3-7	2-3	1-2	0	5	0	0	0	3	9	
Patrick Hazel	2	0-0	0-0	0-0	0	0	0	0	0	0	0	
David Cubillan	16	3-3	2-2	0-0	2	1	1	0	1	1	8	
Dwight Burke	6	0-2	0-0	0-0	2	0	0	1	0	0	0	
Lawrence Blackledge	8	1-2	0-0	0-0	1	0	0	1	0	4	2	
Ousmane Barro	19	0-4	0-0	0-0	1	0	1	0	1	2	0	
Team					9							
Totals	26:65	10-21	11-18	28	12	9	2	8	29	73		
<b>Halftime:</b>	UConn 39-24.	<b>Dead Ball Rebounds:</b>	MU 5-3.	<b>Technical:</b>	None.	<b>Officials:</b>	Tim Higgins, Reggie Greenwood, Jamie Luckie.	<b>Attendance:</b>	10,027.			

# Marquette Men's Basketball Game Notes

Page 21



**DePaul 71**  
**No. 20/21 Marquette 79**

MILWAUKEE (AP) - Dominic James concentrated on his defense, and it helped him regain his shooting touch.

James scored 19 points, and Jerel McNeal added 15 to lead No. 21 Marquette to a 79-71 victory over DePaul on Saturday night.

James, who made only 19 of 54 shots during a seven-game shooting slump, snapped out of it on 7-of-11 shooting to help the Golden Eagles (14-4, 4-3 Big East) end a two-game losing streak and improve to 11-0 at home.

Instead of focusing on his offense, the junior point guard concentrated on guarding DePaul's leading scorer Draelon Burns, who had 19 points but made only 6-of-16 shots.

"This was one of Dominic's best games since he's been at Marquette, because he was really spent every time he came out of the game," Crean said. "He's in great shape and I was really, really happy to see how hard he played. He had a lot of great possessions."

Mac Koshwal also scored 19 points and had 12 rebounds for DePaul (9-10, 4-3).

**USF 54**  
**No. 17/16 Marquette 62**

MILWAUKEE (AP) - With Marquette grinding it out against a tough South Florida team and not getting a typical game from two of its main offensive threats, Lazar Hayward and Wesley Matthews stepped into the spotlight.

Hayward scored a career-high 23 points, and Matthews' three 3-pointers in a 2-minute span late in the second half propelled the 17th-ranked Golden Eagles to a 62-54 victory Tuesday night.

South Florida played Marquette (15-4, 5-3 Big East) close until the final 5 minutes, thanks in large part to defense. The Bulls limited the Golden Eagles' leading scorer, Dominic James, to three points in 19 minutes and held Jerel McNeal to six.

Bulls coach Stan Heath certainly would have taken that going into Tuesday's game, but he watched his team's upset bid fall apart when two of his best players fouled out with the game in doubt.

James has been playing through a sprained right wrist since being fouled hard against Seton Hall on Jan. 8, and he appeared to take a forearm in the gut early in Tuesday's game.

**Cincinnati 60**  
**No. 17/16 Marquette 75**

CINCINNATI (AP) - With Lazar Hayward leading the way again, No. 17 Marquette finally got one for the road.

Hayward scored 19 points - his second big game in a row - as the Golden Eagles repeatedly worked the ball inside for easy baskets Saturday, setting up a 75-60 victory that gave Cincinnati its comeuppance.

The Golden Eagles (16-4, 6-3 Big East) rallied from a nine-point deficit in the first half to their first road win in the conference. Hayward led the way, scoring 14 in the second half as Marquette built a 15-point lead and held on.

Their first three road games in the Big East ended in losses of 15, 20 and 26 points.

"We're a team that likes to play on the road," Hayward said. "We've only had a couple of bad games. But sometimes you play a good team on the road and you get away from your game plan."

Not this time. Four Marquette players finished in double figures in a balanced attack that has carried the Golden Eagles to three straight wins. Hayward had a career-high 23 points in the last game, a 62-54 win over South Florida.

DePaul 71, Marquette 79												
Jan. 26, 2008 Milwaukee, Wis.												
DEPAUL	min	fg-a	3fg-a	ft-a	reb	ast	to	bk	st	pf	pts	
Karron Clarke	16	1-5	0-0	0-0	3	0	1	0	0	3	2	
Mac Koshwal	29	7-12	0-0	5-8	12	2	2	2	3	3	19	
Draelon Burns	36	6-16	2-6	5-5	3	3	5	0	1	2	19	
Cliff Clinkscapes	28	1-4	0-2	0-2	1	4	2	0	0	1	2	
Will Walker	27	4-6	1-2	1-2	3	0	2	0	1	1	10	
Jabari Currie	12	1-3	1-2	0-2	1	4	3	0	0	2	3	
Dar Tucker	31	6-14	0-2	0-0	6	1	0	0	4	2	12	
Wesley Green	20	2-4	0-0	0-0	6	0	3	1	0	1	4	
Adam Handler	1	0-0	0-0	0	0	0	0	0	0	2	0	
Team					5							
Totals	28-64	4-14	11-19	40	14	18	3	9	17	71		
MARQUETTE	min	fg-a	3fg-a	ft-a	reb	ast	to	bk	st	pf	pts	
Dan Fitzgerald	21	1-6	0-4	0-0	4	1	0	0	1	2	2	
Lazar Hayward	18	4-8	1-1	5-5	7	0	2	0	1	4	14	
Dominic James	30	7-11	1-2	4-5	2	3	3	0	1	3	19	
Jerel McNeal	29	5-17	1-5	4-4	3	3	2	0	1	4	15	
Wesley Matthews	31	5-11	0-1	0-0	4	4	2	0	2	2	10	
Scott Christopherson	1	0-0	0-0	0-0	0	0	1	0	0	0	0	
Maurice Acker	17	1-2	1-2	0-0	2	2	1	0	1	3	2	
David Cubillan	26	3-6	2-4	1-1	3	5	1	1	3	1	9	
Dwight Burke	14	1-1	0-0	1-2	1	1	1	0	0	1	3	
Ousmane Barro	13	2-4	0-0	0-0	6	0	0	2	0	3	4	
Team					3							
Totals	29-66	6-19	15-17	35	19	14	3	10	20	79		
<b>Halftime:</b> MU 29-27. <b>Dead Ball Rebounds:</b> DPU 5-2. <b>Technical:</b> None. <b>Officials:</b> John Cahill, Jim Haney, Bryan Kersey. <b>Attendance:</b> 19,037.												

USF 54, Marquette 62												
Jan. 29, 2008 Milwaukee, Wis.												
USF	min	fg-a	3fg-a	ft-a	reb	ast	to	bk	st	pf	pts	
Orane Chin	29	1-3	0-1	1-2	3	1	0	2	0	3	1	
Kentrell Gransberry	29	3-6	0-0	9-15	15	1	0	1	0	5	15	
Dominique Jones	31	6-15	0-5	3-4	8	2	6	0	1	5	15	
Chris Howard	38	1-8	0-1	2-6	2	1	3	0	1	1	4	
Solomon Bozeman	32	1-4	1-2	3-4	1	3	3	0	2	4	6	
Aaron Holmes	19	1-6	1-3	4-4	3	0	1	0	0	2	7	
Adamu Saaka	8	1-1	0-0	0-0	0	1	0	0	0	3	2	
Mobolaji Ajayi	11	1-1	0-0	0-0	4	0	1	0	0	1	2	
Mohamed Esseghir	3	0-0	0-0	0-0	0	0	0	0	0	0	0	
Team					4							
Totals	15-44	2-12	22-35	39	9	15	3	4	26	54		
MARQUETTE	min	fg-a	3fg-a	ft-a	reb	ast	to	bk	st	pf	pts	
Dwight Burke	22	2-3	0-0	1-3	4	0	0	0	0	4	5	
Lazar Hayward	30	7-13	1-2	8-9	8	1	3	1	0	3	23	
Dominic James	19	1-7	0-2	1-6	0	4	0	0	1	1	3	
Jerel McNeal	25	2-9	0-1	2-3	6	2	3	0	0	5	6	
Wesley Matthews	29	5-8	4-4	2-5	4	1	0	0	1	2	16	
Maurice Acker	22	0-3	0-1	2-2	1	1	0	0	1	2	2	
Dan Fitzgerald	10	1-3	0-1	0-0	1	0	0	0	1	2	2	
David Cubillan	21	1-3	1-2	0-0	1	2	2	0	1	2	3	
Lawrence Blackledge	7	0-0	0-0	0-0	1	0	0	2	0	2	0	
Ousmane Barro	15	0-0	0-0	2-3	4	0	0	1	1	1	2	
Team					2							
Totals	19-49	6-13	18-31	32	11	8	4	6	24	62		
<b>Halftime:</b> MU 32-24. <b>Dead Ball Rebounds:</b> USF 7-6. <b>Technical:</b> None. <b>Officials:</b> Ed Hightower, Earl Walton, Doug Shows. <b>Attendance:</b> 16,774.												

Cincinnati 60, Marquette 75												
Feb. 2, 2008 Cincinnati, Ohio												
CINCINNATI	min	fg-a	3fg-a	ft-a	reb	ast	to	bk	st	pf	pts	
Rashad Bishop	10	0-1	0-1	2-2	1	0	3	0	0	1	2	
John Williamson	27	2-6	1-1	2-2	6	0	1	0	0	5	7	
Adam Hrycaniuk	22	0-5	0-0	0-1	9	0	1	1	0	2	0	
Deonta Vaughn	37	8-17	3-9	4-4	2	3	2	0	1	2	23	
Jamual Warren	28	3-8	0-3	2-2	4	4	1	0	2	1	8	
Marvin Gentry	12	0-3	0-2	2-2	3	0	0	0	0	3	2	
Marcus Sikes	15	0-4	0-1	0-0	2	0	1	0	0	2	0	
Larry Davis	13	2-4	1-2	0-0	0	0	0	0	0	2	5	
Alvin Mitchell	20	3-10	3-8	0-0	4	0	1	1	0	1	9	
Anthony McClain	2	0-0	0-0	0-0	0	0	0	0	0	1	0	
Kenny Belton	14	1-2	0-0	2-3	1	0	0	0	0	1	4	
Team					3							
Totals	19-60	8-27	14-16	35	7	10	2	3	21	60		
MARQUETTE	min	fg-a	3fg-a	ft-a	reb	ast	to	bk	st	pf	pts	
Dwight Burke	11	0-0	0-0	0-0	2	1	1	0	0	0	0	
Lazar Hayward	30	6-12	2-3	5-7	5	1	2	0	0	3	19	
Dominic James	34	2-9	0-5	4-6	4	4	3	0	0	4	8	
Jerel McNeal	31	5-11	0-3	3-5	5	7	0	0	2	4	13	
Wesley Matthews	35	3-8	1-2	4-6	9	4	1	1	0	1	11	
Scott Christopherson	5	1-1	1-1	0-0	0	0	0	0	0	1	3	
Maurice Acker	11	0-0	0-0	2-2	0	2	1	0	1	1	2	
Dan Fitzgerald	7	0-3	0-3	0-0	2	0	0	0	0	1	0	
David Cubillan	7	0-2	0-2	0-0	0	0	0	0	0	1	0	
Ousmane Barro	29	9-10	0-0	1-1	10	0	2	0	1	3	19	
Team					2							
Totals	26-56	4-19	19-27	39	19	10	1	5	18	75		
<b>Halftime:</b> MU 28-24. <b>Dead Ball Rebounds:</b> MU 3-0. <b>Technical:</b> None. <b>Officials:</b> Mike Kitts, Pat Driscoll, Gary Prager. <b>Attendance:</b> 11,843.												

# Marquette Men's Basketball Game Notes

Page 22



**Louisville 71**  
**No. 16/16 Marquette 57**

MILWAUKEE (AP) - Edgar Sosa scored 18 points, Jerry Smith added 12 and the Cardinals won 71-57 Monday night to snap No. 16 Marquette's 14-game home winning streak.

The Golden Eagles (16-5, 6-4) shot 32 percent from the field.

Marquette came in with a three-game winning streak that including its first conference road win of the season at Cincinnati on Saturday. But it trailed by nine early and never made a run, stifled by its inability to make shots.

After Marquette scored twice early to start the second half, Smith answered, knocking down back-to-back 3s to make it 40-28.

Moments later, Lazar Hayward, leading Marquette with 13.7 points and 6.3 rebounds per game, picked up his fourth foul with 13:58 to play and took a seat as the Golden Eagles never cut the lead back to single digits.

Hayward finished with 2-of-10 from the field with five points and five rebounds. Wesley Matthews had 15 points, and Jerel McNeal finished with 11.

**No. 22 Notre Dame 86**  
**No. 16/16 Marquette 83**

NOTRE DAME, Ind. (AP) - The 22nd-ranked Fighting Irish didn't make a field goal in the final six minutes, going 0-for-6 shooting, but was 10-of-10 from the free-throw line during that stretch to hold on for an 86-83 victory over No. 16 Marquette on Saturday.

The free-throw line was a weapon for the Irish all game as they had a 19-point advantage there, making 24-of-31 shots while Marquette was 5-of-8. Luke Harangody was 10-of-13 from the free-throw line to finish with 18 points, including four free throws in the final 26 seconds.

James, who scored 10 of his game-high 23 points in the final 2:15, missed a 3-pointer at the buzzer.

Notre Dame used a 13-2 run at the end of the first half to take a 46-36 lead, and kept it at about 10 for most of the second half. The Irish moved ahead 76-64 when Jackson, who had 14 points, eight assists and six rebounds, drove inside, spun and scored with 6:22 left.

Lazar Hayward had 21 points and 11 rebounds for Marquette. David Cubillan added 11 and Jerel McNeal 10 points.

**Seton Hall 64**  
**No. RV/25 Marquette 89**

NEWARK, N.J. (AP) -- Lazar Hayward scored 23 points and grabbed nine rebounds -- both game-highs -- to lead Marquette to an easy 89-64 win over Seton Hall on Tuesday night.

Jerel McNeal and Wesley Matthews each added 14 points for the Golden Eagles (17-6, 7-5 Big East Conference), who snapped a two-game losing streak. Jeremy Hazell had 18 points to pace the Pirates (15-10, 5-7), while Brian Laing finished with 17 and Eugene Harvey added 14.

Marquette took command early on, going on a 15-0 run over an almost seven-minute span of the first half to take a 21-4 lead. Hayward had two rebound baskets during that stretch, and Ousmane Barro also scored twice during the run.

The Golden Eagles led 40-22 at the break, then pulled away in the second half, leading by as many as 28 points.

Seton Hall's Jamar Nutter was ejected from the game with about 12 minutes remaining for throwing a flagrant elbow to the throat of Marquette's Dominic James.

Louisville 71, Marquette 57												
Feb. 4, 2008 Milwaukee, Wis.												
LOUISVILLE	min	fg-a	3fg-a	ft-a	reb	ast	to	bk	st	pf	pts	
Terrence Williams	38	2-7	0-3	4-5	6	6	3	0	1	0	8	
Earl Clark	31	4-8	0-1	3-4	7	1	1	2	0	2	11	
David Padgett	20	3-4	0-0	2-2	2	1	0	0	1	4	8	
Edgar Sosa	25	5-7	3-4	5-5	1	0	1	0	0	3	18	
Jerry Smith	29	4-6	2-4	2-2	2	1	4	1	1	3	12	
Preston Knowles	8	1-2	0-1	0-0	0	0	0	0	1	3	2	
Jaun Palacios	19	1-2	0-1	1-2	1	1	1	0	0	2	3	
Derrick Character	8	2-4	0-0	1-1	4	0	2	0	0	5	5	
Andre McGee	16	1-5	1-3	1-3	1	1	0	0	0	1	4	
Terrance Farley	6	0-0	0-0	0-0	0	0	1	1	0	2	0	
Team					2							
Totals	23-45	6-17	19-24	26	11	13	4	4	25	71		
MARQUETTE	min	fg-a	3fg-a	ft-a	reb	ast	to	bk	st	pf	pts	
Dwight Burke	15	0-1	0-0	0-0	2	0	0	0	1	3	0	
Lazar Hayward	29	2-10	0-0	1-2	5	0	2	1	0	4	5	
Maurice Acker	22	2-5	2-4	2-2	3	4	0	0	1	2	8	
Jerel McNeal	27	4-9	1-3	2-5	4	2	1	0	3	5	11	
Wesley Matthews	34	3-9	2-4	7-8	4	2	1	0	0	1	15	
Scott Christopherson	6	0-1	0-1	2-2	1	1	0	0	0	1	2	
Dominic James	18	3-9	1-5	1-2	4	0	3	0	0	4	8	
Dan Fitzgerald	5	0-0	0-0	0-0	0	0	1	0	0	2	0	
David Cubillan	19	0-3	0-3	0-0	2	2	0	1	0	1	0	
Lawrence Blackledge	9	0-0	0-2	1	0	1	0	0	0	0	0	
Ousmane Barro	16	2-3	0-0	4-6	6	0	3	1	0	1	8	
Team					2							
Totals	16-50	6-20	19-29	34	11	12	3	5	24	57		
<b>Halftime:</b> UofL 34-22. <b>Dead Ball Rebounds:</b> MU 6-2. <b>Technical:</b> None. <b>Officials:</b> Jim Burr, Jim Haney, Michael Stephens. <b>Attendance:</b> 17,736.												

Notre Dame 86, Marquette 83												
Feb. 9, 2008 South Bend, Ind.												
NOTRE DAME	min	fg-a	3fg-a	ft-a	reb	ast	to	bk	st	pf	pts	
Rob Kurz	24	2-6	1-2	0-0	5	1	1	1	0	1	5	
Zach Hillesland	25	4-6	0-0	2-2	7	1	1	1	0	2	10	
Luke Harangody	36	4-12	0-1	10-13	11	3	4	0	1	2	18	
Tory Jackson	33	4-12	2-4	4-6	6	8	4	1	2	4	14	
Kyle McAlamey	33	5-11	2-6	0-1	0	2	1	0	0	2	12	
Jonathan Peoples	12	1-1	1-1	4-4	5	1	0	1	0	0	7	
Luke Zeller	14	3-6	2-4	3-4	4	0	1	0	0	1	11	
Ryan Ayers	23	3-6	2-5	1-1	1	1	1	0	1	0	9	
Team					4							
Totals	26-60	10-23	24-31	43	17	13	4	4	12	86		
MARQUETTE	min	fg-a	3fg-a	ft-a	reb	ast	to	bk	st	pf	pts	
Lazar Hayward	31	8-15	3-6	2-3	11	3	1	0	1	4	21	
Ousmane Barro	22	1-9	0-0	0-0	12	0	3	2	0	4	2	
Dominic James	32	10-16	3-6	0-0	1	6	1	1	1	1	23	
Jerel McNeal	36	3-15	2-5	2-4	5	5	2	1	2	4	10	
Wesley Matthews	30	2-3	0-0	0-0	1	3	2	0	1	1	4	
Maurice Acker	2	0-0	0-0	0-0	0	0	0	0	0	0	0	
Dan Fitzgerald	12	2-3	1-2	1-1	3	0	0	0	3	3	6	
David Cubillan	20	4-8	3-6	0-0	0	1	0	0	0	2	11	
Dwight Burke	8	2-2	0-0	0-0	0	0	0	0	0	2	4	
Lawrence Blackledge	7	1-2	0-0	0-0	3	1	0	1	0	1	2	
Team					1							
Totals	33-73	12-25	5-8	37	19	10	5	8	22	83		
<b>Halftime:</b> ND 46-36. <b>Dead Ball Rebounds:</b> ND 3-1. <b>Technical:</b> None. <b>Officials:</b> Ed Corbett, Reggie Greenwood, Frank Scagliotta. <b>Attendance:</b> 11,418.												

Seton Hall 64, Marquette 89												
Feb. 12, 2008 Newark, N.J.												
SETON HALL	min	fg-a	3fg-a	ft-a	reb	ast	to	bk	st	pf	pts	
Brian Laing	39	4-13	0-1	9-10	3	2	4	0	2	3	17	
Mike Davis	11	0-0	0-0	2-2	1	0	2	2	0	5	2	
Jamar Nutter	23	1-4	0-2	0-0	2	2	3	0	0	2	2	
Eugene Harvey	31	6-12	0-0	2-2	6	3	3	0	3	2	14	
Jeremy Hazell	36	6-16	4-13	2-2	3	1	0	0	2	3	18	
Augustine Okosun	12	0-0	0-0	0-0	0	0	0	2	0	0	0	
John Garcia	16	1-1	0-0	0-0	3	0	2	4	0	2	2	
Brandon Walters	6	0-0	0-0	0-0	0	0	1	0	0	1	0	
Larry Davis	26	1-4	1-2	6-10	4	0	1	0	0	3	9	
Team					7							
Totals	19-50	5-18	21-26	29	8	17	8	7	21	64		
MARQUETTE	min	fg-a	3fg-a	ft-a	reb	ast	to	bk	st	pf	pts	
Lazar Hayward	30	8-16	3-5	4-4	9	1	1	0	2	2	23	
Ousmane Barro	30	3-9	0-0	2-4	7	1	1	1	0	2	8	
Dominic James	32	2-9	1-4	4-7	2	6	2	1	3	4	9	
Jerel McNeal	30	6-12	2-4	0-0	4	3	2	0	0	3	14	
Wesley Matthews	23	4-8	1-1	5-5	4	1	1	0	0	4	14	
Scott Christopherson	2	0-0	0-0	0-0	0	0	0	0	0	2	0	
Maurice Acker	8	2-4	0-1	0-0	0	0	2	0	0	2	4	
Patrick Hazel	3	0-0	0-0	0-0	3	1	0	0	0	1	0	
Dan Fitzgerald	12	1-2	1-2	0-0	4	0	1	0	0	4	3	
David Cubillan	20	2-8	2-4	4-4	1	0	0	0	1	1	10	
Dwight Burke	4	1-1	0-0	0-0	3	0	0	0	0	0	2	
Lawrence Blackledge	6	1-2	0-0	0-0	2	0	0	2	0	1	2	
Team					1							
Totals	30-71	10-21	19-24	43	13	11	4	6	26	89		
<b>Halftime:</b> MU 40-22. <b>Dead Ball Rebounds:</b> MU 5-2. <b>Technical:</b> Barro (MU); Bench (SHU); Davis, M. (SHU). <b>Officials:</b> Pat Driscoll, Bernard Clinton, Bryan Kersey. <b>Attendance:</b> 7,476.												

# Marquette Men's Basketball Game Notes

Page 23

**No. 22/24 Pittsburgh 54**

**No. RV/25 Marquette 72**

MILWAUKEE, Wis. (AP) -- Jerel McNeal scored 17 points and Ousmane Barrow scored 14 points and grabbed 12 rebounds to lead Marquette to a 72-54 win against No. 22 Pittsburgh on Friday night.

Marquette (18-6, 8-5 Big East) went on a 17-0 run early in the second half to take control and cruised to a victory.

Pittsburgh (19-6, 7-5) wasted the return of junior guard Levance Fields, who had missed a dozen games with a broken left foot. Fields played 20 minutes, scoring four points on 1-for-7 shooting. Sam Young scored 18 points to lead Pitt.

McNeal scored a pair of baskets to open the decisive run, giving the Golden Eagles a 41-28 lead and forcing Pitt coach Jamie Dixon to call a timeout.

The break didn't help the Panthers. Marquette scored the next 13 points to take a 54-28 lead on another McNeal field goal with 12:53 to go.

Pittsburgh missed nine of its first 11 shots in the second half and had eight turnovers to one assist in the first nine minutes after halftime.

Marquette outrebounded Pittsburgh 13-4 and outscored the Panthers in the paint 16-2 to open the second half.

**St. John's 64**

**No. 25/24 Marquette 57**

NEW YORK -- Jerel McNeal had 20 points and seven rebounds to lead No. 25 Marquette to a 73-64 victory over St. John's on Wednesday night, the Golden Eagles' third straight win after a two-game losing streak.

Marquette (19-6, 9-5 Big East) took control of the game with its trademark defense, getting eight steals in forcing 16 first-half turnovers on the way to a 36-24 lead.

The Golden Eagles opened a 23-point lead three times, the last at 59-36 on a short jumper by Dan Fitzgerald with 10:05 to play.

The Red Storm (10-15, 4-10) then showed a rare offensive spark, going on a 14-2 run that made it 61-50 on a free throw by Eugene Lawrence with 6:31 left.

Dominic James scored on a reverse layup on a nice pass from Lazar Hayward - Marquette's first field goal in 5:07 -- to snap the run and Ousmane Barro added two free throws and the Golden Eagles were up 65-50 with 4:04 left.

The Red Storm had one last run, outscoring Marquette 11-4 to pull to 69-61 on a 3-pointer by Lawrence with 21 seconds to go.

**Rutgers 48**

**No. 25/24 Marquette 78**

MILWAUKEE (AP) -Jerel McNeal led Marquette's fast defense. Wesley Matthews and Dominic James turned that momentum into a dizzying offensive display over Rutgers.

The trio of junior guards accounted for half the offense for the 25th-ranked Golden Eagles, who ran past the Scarlet Knights 78-48 on Saturday for their fourth straight victory.

After a back-and-forth first half, the Golden Eagles (20-6, 10-5) used a 16-4 run straddling halftime to take a commanding lead by relying on a stifling defense that set up a 35-4 advantage on fast break points. McNeal was a pest with five steals and seven rebounds to go along with 14 points and seven assists.

Rutgers (10-18, 2-13) never answered despite shooting 52 percent in the first half and has lost seven straight, its longest streak in seven years. The Scarlet Knights shot 27.6 percent from the field in the second half.

Lazar Hayward had 15 points for Marquette while James added 13.

Pittsburgh 54, Marquette 72												
Feb. 15, 2008 Milwaukee, Wis.												
PTS	MIN	FG-A	3FG-A	FT-A	REB	AST	TO	BK	ST	PF	PTS	
<b>PITTSBURGH</b>												
Gilbert Brown	19	2-5	0-3	1-1	2	0	1	0	0	1	5	
Sam Young	24	8-16	0-1	2-2	5	1	3	0	0	3	18	
DeJuan Blair	23	3-8	0-0	0-0	5	0	4	1	0	4	6	
Keith Benjamin	28	3-6	1-1	0-0	6	2	2	0	0	3	7	
Ronald Ramon	39	1-7	0-4	2-2	2	6	2	0	1	1	4	
Levance Fields	20	1-7	0-1	2-2	4	2	2	0	0	1	4	
Tyrell Biggs	24	4-6	0-0	1-1	2	0	1	0	2	2	9	
Brad Wannamaker	13	0-2	0-1	1-2	0	1	0	0	0	2	1	
Gary McGhee	10	0-2	0-0	0-0	3	0	0	0	0	0	0	
Team					4							
Totals	22-59	1-11	9-10	33	12	15	1	3	17	54		
<b>MARQUETTE</b>												
Lazar Hayward	20	2-6	1-3	0-0	3	0	2	0	1	2	5	
Ousmane Barro	30	6-6	0-0	2-4	12	0	1	2	1	0	14	
Dominic James	31	2-11	0-6	0-0	5	12	0	0	0	2	4	
Jerel McNeal	31	8-13	1-4	0-0	6	3	1	0	2	17		
Wesley Matthews	17	3-5	0-1	4-6	2	1	2	0	1	2	10	
Scott Christopherson	3	0-0	0-0	0-0	1	0	1	0	0	1	0	
Maurice Acker	5	1-2	0-0	2-2	0	1	2	0	1	1	4	
Patrick Hazel	2	0-0	0-0	1-1	0	0	0	0	0	0	0	
Dan Fitzgerald	21	2-6	1-5	0-2	2	2	0	0	2	1	5	
David Cubillan	23	4-7	3-5	2-2	2	1	0	0	0	2	13	
Dwight Burke	3	0-0	0-0	0-0	0	0	1	1	0	0	0	
Lawrence Blackledge	4	0-0	0-0	0-0	0	0	0	0	0	0	0	
Trevor Mbakwe	8	0-1	0-0	0-0	0	0	0	0	0	1	0	
Tommy Brice	1	0-0	0-0	0-0	0	0	0	0	0	0	0	
Robert Frozena	1	0-0	0-0	0-0	0	0	0	0	0	0	0	
Team					2							
Totals	28-57	6-24	10-16	36	20	10	4	6	15	72		
<b>Halftime:</b> MU 33-24. <b>Dead Ball Rebounds:</b> MU 3-1. <b>Technical:</b> None. <b>Officials:</b> Mike Kitts, JD Collins, Brian O'Connell. <b>Attendance:</b> 19,011.												

St. John's 73, Marquette 64												
Feb. 20, 2008 New York, N.Y.												
PTS	MIN	FG-A	3FG-A	FT-A	REB	AST	TO	BK	ST	PF	PTS	
<b>ST. JOHN'S</b>												
Anthony Mason	32	7-15	1-5	5-6	3	1	2	0	1	2	20	
Dele Coker	16	1-3	0-0	2-4	4	0	0	1	1	2	4	
Justin Burrell	30	1-3	0-0	4-6	2	0	5	1	0	3	6	
Eugene Lawrence	23	3-5	1-2	5-12	3	2	3	0	1	4	12	
Mike Cavataio	12	0-1	0-1	0-0	2	1	2	0	0	2	0	
Malik Boothe	23	1-5	0-1	1-1	3	1	3	0	2	2	3	
DJ Kennedy	18	0-2	0-2	0-0	1	0	4	0	0	3	0	
Sean Evans	23	1-2	0-0	5-9	7	2	1	1	1	3	7	
Paris Horne	21	4-6	3-4	1-2	3	0	2	0	1	2	12	
Rob Thomas	2	0-1	0-0	0-0	0	0	1	0	0	1	0	
Team					5							
Totals	18-43	5-15	23-40	33	7	23	3	7	24	64		
<b>MARQUETTE</b>												
Lazar Hayward	21	2-6	0-3	2-3	4	1	2	0	1	5	6	
Ousmane Barro	20	2-3	0-0	2-2	3	0	1	0	2	5	6	
Dominic James	35	5-16	0-3	9-9	1	4	1	0	0	4	19	
Jerel McNeal	34	8-16	2-6	2-2	7	4	5	1	3	4	20	
Wesley Matthews	26	2-4	0-0	5-5	6	0	0	0	0	3	9	
Maurice Acker	2	0-0	0-0	0-0	0	0	1	0	0	0	0	
Patrick Hazel	1	0-0	0-0	0-0	0	0	0	0	0	0	0	
Dan Fitzgerald	19	2-3	1-2	0-0	1	0	1	0	1	4	5	
David Cubillan	24	1-5	1-4	0-0	2	3	2	0	2	0	3	
Dwight Burke	5	0-0	0-0	0-0	0	0	1	0	0	3	0	
Trevor Mbakwe	14	2-3	0-0	1-5	7	0	0	0	0	1	5	
Team					4							
Totals	24-56	4-18	21-26	35	12	15	1	9	29	73		
<b>Halftime:</b> MU 36-24. <b>Dead Ball Rebounds:</b> STJ 10-2. <b>Technical:</b> None. <b>Officials:</b> Ed Hightower, Pat Driscoll, Bill Laubenstein. <b>Attendance:</b> 6,413.												

Rutgers 48, Marquette 78												
Feb. 23, 2008 Milwaukee, Wis.												
PTS	MIN	FG-A	3FG-A	FT-A	REB	AST	TO	BK	ST	PF	PTS	
<b>RUTGERS</b>												
JR Inman	35	5-9	1-3	0-0	5	2	2	0	1	2	11	
Jaron Griffin	17	3-9	1-5	0-0	2	0	1	0	0	0	7	
Hamady Ndiaye	23	2-5	0-0	0-0	4	2	2	2	0	0	4	
Anthony Farmer	28	0-0	0-0	0-0	2	2	2	0	0	2	0	
Mike Coburn	28	3-8	1-5	0-0	0	3	2	0	0	1	7	
Corey Chandler	21	5-10	2-4	0-0	3	0	3	0	3	0	12	
Charlie Rigoglioso	1	0-0	0-0	0-0	0	0	0	0	0	0	0	
Earl Pettis	20	0-3	0-1	1-2	3	4	5	0	0	0	1	
Byron Joynes	19	2-3	0-0	0-0	6	1	3	0	0	2	4	
Justin Sofman	7	1-3	0-1	0-0	0	0	2	0	1	0	2	
Kofi Genfi	1	0-1	0-0	0-0	0	0	0	0	0	0	0	
Team					1							
Totals	21-54	5-20	1-2	26	14	23	2	5	7	48		
<b>MARQUETTE</b>												
Lazar Hayward	19	6-10	2-4	1-1	5	0	1	0	2	1	15	
Ousmane Barro	26	2-7	0-0	2-2	6	0	2	0	3	2	6	
Dominic James	29	5-9	1-3	2-2	0	6	5	0	0	1	13	
Jeel McNeal	27	7-10	0-0	0-0	7	7	2	3	5	1	14	
Wesley Matthews	30	5-8	2-2	0-0	4	0	2	0	3	1	12	
Scott Christopherson	5	0-1	0-1	0-0	0	0	0	0	0	0	0	
Maurice Acker	9	1-1	0-0	0-0	2	3	0	0	1	1	2	
Patrick Hazel	2	0-0	0-0	0-0	2	1	0	1	0	0	0	
Dan Fitzgerald	17	1-3	1-3	0-0	3	0	0	0	0	1	3	
David Cubillan	16	2-5	2-4	0-0	0	2	2	0	0	1	6	
Dwight Burke	3	0-0	0-0	0-0	1	0	1	0	1	0	0	
Lawrence Blackledge	5	2-2	0-0	0-0	0	0	0	0	1	0	4	
Trevor Mbakwe	12	1-1	0-0	1-2	1	1	2	0	0	2	3	
Team					2							
Totals	32-57	8-17	6-7	32	21	16	5	15	12	78		
<b>Halftime:</b> MU 35-29. <b>Dead Ball Rebounds:</b> MU 1-0. <b>Technical:</b> None. <b>Officials:</b> Ed Corbett, Bob Donato, Les Jones. <b>Attendance:</b> 18,901.												

# Marquette Men's Basketball Game Notes

Page 24

**Villanova 75**  
**No. 21/21 Marquette 85**

PHILADELPHIA (AP) -With the crowd in the NBA arena rocking and rooting against Marquette in a pivotal Big East game, coach Tom Crean compared the atmosphere to playing in the Sweet 16.

While the 21st-ranked Golden Eagles know what being in a big game feels like, Crean isn't ready to say his team is good enough to advance that deep in the NCAA tournament.

Dominic James had six steals, hit five 3s and scored 25 points in a stellar all-around effort that led Marquette to an 85-75 victory over the Wildcats.

James had plenty of help in Marquette's fifth straight win and eighth in the last 10 games.

Lazar Hayward added 15 points and nine rebounds, Jerel McNeal scored 14 points and Maurice Acker had 12 for Marquette (21-6, 11-5 Big East).

Scottie Reynolds led Villanova (17-10, 7-8) with 14 points, while Dante Cunningham and Corey Stokes each scored 13.

The Golden Eagles went 10-for-23 from 3-point range; Villanova was only 2-for-15.

**No. 11/10 Georgetown 70**  
**No. 21/21 Marquette 68**

MILWAUKEE (AP) - Roy Hibbert and Jonathan Wallace scored 20 points each to lift No. 11 Georgetown to a 70-68 overtime victory over No. 21 Marquette on Saturday.

Georgetown (24-4, 14-3) came into the game tied with No. 13 Louisville for first place in the Big East standings. The Cardinals host Villanova on Sunday.

With the victory over Marquette (21-7, 11-6), the Hoyas have won 11 of their last 13, with the losses coming at Louisville and Syracuse. Roy Hibbert and Jonathan Wallace scored 20 points each for Georgetown, and Wallace made two big plays that figured heavily in the outcome.

Wesley Matthews tied his career high with 22 points for Marquette, which had a five-game winning streak snapped.

"We felt that that was our win," Matthews said. "It was there, we had the lead. We pressed on the lead and then we gave it back. That's hard."

Marquette led for most of regulation, building an 11-point cushion with a 13-2 run eight minutes into the second half. But a long offensive dry spell allowed Georgetown to rally.

**Florida Gulf Coast 37**  
**No. 21/20 Marquette 67**

MILWAUKEE (AP) - Lazar Hayward had 18 points and 11 rebounds to lead No. 21 Marquette past Florida Gulf Coast 67-37 on Tuesday night.

Wesley Matthews scored 12 points and Dominic James added 11 for Marquette (22-7), which came up with its second-best defensive effort ever. Marquette held Illinois State to 32 points during the 2004-05 season.

Adam Liddell, Casey Wohlleb, Terike Barrowes, Rob Quaintance and Roman Narmbaye all scored six points for Gulf Coast (10-21) in the first meeting between the schools.

Marquette concludes the regular season at Syracuse on Saturday and then has the Big East tournament where the Golden Eagles will be seeded fifth or sixth in the 12-team field.

Maurice Acker's 3-pointer capped a 16-2 run that gave Marquette a 46-27 lead with 12:05 left. James' layup with 4:32 to play gave Marquette a 64-32 lead.

Hayward was 5-of-6 from the field and had 15 points as Marquette took a 30-17 halftime lead.

Villanova 75, Marquette 85												
Feb. 25, 2008 Philadelphia, Pa.												
VILLANOVA	min	fg-a	3fg-a	ft-a	reb	ast	to	bk	st	pf	pts	
Dwayne Anderson	.28	4-7	0-3	0-0	8	1	1	0	0	3	8	
Dante Cunningham	.33	6-8	0-0	1-3	8	1	6	2	2	5	13	
Antonio Pena	.33	2-6	0-0	4-4	4	3	5	0	1	5	8	
Scottie Reynolds	.31	4-11	1-5	5-5	3	3	6	0	1	0	14	
Corey Fisher	.33	5-15	0-3	0-1	4	8	4	0	2	1	10	
Reggie Redding	.13	2-3	0-0	2-2	3	0	0	0	1	1	6	
Shane Clark	.4	1-2	0-1	1-1	0	0	0	0	1	0	3	
Corey Stokes	.25	4-6	1-3	4-4	3	0	1	0	0	3	13	
Team					3							
Totals	.28-58	2-15	17-20	39	16	23	2	8	18	75		
MARQUETTE	min	fg-a	3fg-a	ft-a	reb	ast	to	bk	st	pf	pts	
Lazar Hayward	.32	6-14	2-3	1-2	9	1	0	0	0	4	15	
Ousmane Barro	.27	2-2	0-0	2-4	2	0	0	2	2	3	6	
Dominic James	.33	9-13	5-8	2-2	3	4	5	0	6	2	25	
Jerel McNeal	.35	5-14	1-5	3-3	3	5	5	0	2	4	14	
Wesley Matthews	.25	3-6	0-1	3-6	2	3	1	0	2	2	9	
Maurice Acker	.13	3-5	2-4	4-4	2	0	0	0	1	1	12	
Dan Fitzgerald	.8	0-0	0-0	0-0	1	1	0	0	1	0	0	
David Cubillan	.16	1-3	0-2	0-0	1	0	1	0	2	1	2	
Dwight Burke	.4	0-0	0-0	0-0	1	0	0	0	0	0	0	
Lawrence Blackledge	.1	0-0	0-0	0-0	0	0	0	0	0	0	0	
Trevor Mbakwe	.7	0-1	0-0	2-2	0	0	0	0	0	2	2	
Team					3							
Totals	.29-58	10-23	17-23	27	14	12	2	15	21	85		
<b>Halftime:</b> VU 39-32. <b>Dead Ball Rebounds:</b> 1-1. <b>Technical:</b> None. <b>Officials:</b> Pat Driscoll, J.D. Collins, Karl Hess. <b>Attendance:</b> 16,992.												

Georgetown 70, Marquette 68												
March 1, 2008 Milwaukee, Wis.												
GEORGETOWN	min	fg-a	3fg-a	ft-a	reb	ast	to	bk	st	pf	pts	
Dajuan Summers	.40	2-8	0-5	2-3	14	2	4	1	0	3	6	
Patrick Ewing	.34	1-5	1-3	4-6	9	3	3	0	1	2	7	
Roy Hibbert	.31	7-11	0-0	6-7	6	2	1	3	1	4	20	
Jonathan Wallace	.39	5-10	2-6	8-10	1	4	4	0	0	4	20	
Jessie Sapp	.17	0-2	0-1	0-0	3	1	4	0	2	3	0	
Vernon Macklin	.7	2-2	0-0	0-0	0	1	0	1	1	2	4	
Jeremiah Rivers	.30	2-3	1-2	1-2	4	0	2	0	1	4	6	
Austin Freeman	.21	2-5	1-2	0-0	2	2	2	0	1	3	5	
Tyler Crawford	.6	1-1	0-0	0-0	0	0	0	0	0	1	2	
Team					--							
Totals	.22-47	5-19	21-28	39	15	21	5	7	26	70		
MARQUETTE	min	fg-a	3fg-a	ft-a	reb	ast	to	bk	st	pf	pts	
Lazar Hayward	.30	0-8	0-2	0-0	5	0	3	0	4	1	0	
Ousmane Barro	.16	2-2	0-0	0-0	1	0	3	1	0	5	4	
Dominic James	.38	6-11	1-3	2-6	2	1	3	0	2	3	15	
Jerel McNeal	.38	5-21	0-3	7-12	8	6	2	0	6	2	17	
Wesley Matthews	.37	6-11	2-5	8-9	3	3	0	0	0	3	22	
Maurice Acker	.7	0-1	0-0	0-0	0	0	0	0	1	1	0	
Dan Fitzgerald	.14	1-2	1-2	0-0	1	0	0	0	0	0	3	
David Cubillan	.17	0-1	0-1	0-0	2	3	0	0	1	0	0	
Dwight Burke	.14	1-1	0-0	3-5	4	0	0	0	1	2	5	
Trevor Mbakwe	.14	0-4	0-0	2-4	7	0	0	0	1	4	2	
Team					4							
Totals	.21-62	4-16	22-26	37	13	12	1	15	22	68		
<b>Halftime:</b> MU 32-28. <b>Dead Ball Rebounds:</b> MU 8-3. <b>Technical:</b> None. <b>Officials:</b> John Cahill, Brian O'Connell, Michael Stephens. <b>Attendance:</b> 19,085.												

Florida Gulf Coast 37, Marquette 67												
March 4, 2008 Milwaukee, Wis.												
FGCU	min	fg-a	3fg-a	ft-a	reb	ast	to	bk	st	pf	pts	
Adam Liddell	.22	3-11	0-3	0-0	2	1	1	0	1	1	6	
Casey Wohlleb	.27	1-11	1-5	0-1	2	2	5	0	1	3	3	
Terike Barrowes	.29	2-3	0-0	2-2	3	1	3	0	2	4	6	
Rob Quaintance	.38	2-4	2-4	0-0	5	4	9	0	2	3	6	
Delvin Franklin	.28	1-7	0-4	2-2	1	0	2	0	2	0	4	
Chad Lutkenhaus	.10	0-0	0-0	0-0	1	0	0	0	0	0	0	
Casey Pond	.6	1-2	1-2	0-0	0	1	0	0	0	0	3	
Roman Narmbaye	.16	3-5	0-0	0-1	4	0	1	0	0	5	6	
Yavney Neptune	.15	0-1	0-0	0-0	2	0	1	0	2	2	0	
Tyler Rodriguez	.7	0-2	0-0	1-2	3	0	1	0	0	0	1	
Harris Gelin	.2	0-1	0-1	2-2	0	0	1	0	1	1	2	
Team					7							
Totals	.13-47	4-19	7-10	30	8	25	0	11	19	37		
MARQUETTE	min	fg-a	3fg-a	ft-a	reb	ast	to	bk	st	pf	pts	
Lazar Hayward	.21	6-12	3-5	3-6	11	0	1	0	2	1	18	
Ousmane Barro	.22	2-4	0-0	3-4	8	0	0	3	1	0	7	
Dominic James	.30	4-10	1-5	2-3	2	4	5	0	3	3	11	
Jerel McNeal	.23	2-4	0-1	2-3	0	4	3	0	2	5	6	
Wesley Matthews	.26	3-5	0-2	6-6	3	3	2	0	2	1	12	
Scott Christopherson	.6	1-2	0-0	0-0	1	0	2	0	0	1	2	
Maurice Acker	.8	1-2	1-1	0-0	1	1	1	0	0	0	3	
Patrick Hazel	.2	0-0	0-0	0-0	0	0	0	0	1	0	0	
Dan Fitzgerald	.21	1-4	1-4	0-0	3	1	1	0	1	0	3	
David Cubillan	.15	0-1	0-1	0-0	0	1	1	0	1	0	0	
Dwight Burke	.4	0-0	0-0	0-0	0	0	0	0	1	0	0	
Lawrence Blackledge	.8	2-2	0-0	0-0	3	0	1	0	1	2	4	
Trevor Mbakwe	.11	0-2	0-0	1-2	1	0	0	0	1	2	1	
Tommy Brice	.2	0-0	0-0	0-0	0	0	0	0	0	0	0	
Robert Frozema	.1	0-0	0-0	0-0	1	0	0	0	0	0	0	
Team					--							
Totals	.22-48	6-19	17-24	33	14	17	5	14	17	67		
<b>Halftime:</b> MU 30-17. <b>Dead Ball Rebounds:</b> MU 5-0. <b>Technical:</b> None. <b>Officials:</b> Frank Scagliotta, Gary Prager, James Breeding. <b>Attendance:</b> 14,150.												

# Marquette Men's Basketball Game Notes

Page 25



**Syracuse 87**  
**No. 21/20 Marquette 72**

SYRACUSE, N.Y. (AP) -Donte Greene and Jonny Flynn both scored 21 points and Syracuse beat No. 21 Marquette 87-72 on Saturday to remain in the hunt for an at-large bid to the NCAA tournament.

Jerel McNeal led Marquette with 22 points and Wesley Matthews had 14. Dominic James and Lazar Hayward both finished with seven points after entering the game averaging over 13 points in league play.

Greene started a 13-5 spurt early that gave Syracuse a double-digit lead the Golden Eagles couldn't overcome.

After McNeal's follow moved Marquette within 39-37 less than 2 minutes into the second half, Greene hit a hook off the glass and Ongenaet followed with two dunks, the second off his steal in the lane from Hayward and a court-long dash. Ongenaet was fouled on the shot and completed a three-point play for a 49-40 lead at 16:46.

Marquette, which entered the game fourth in the Big East in 3-point shooting at 35.9 percent, was 5-of-11 in the first half to stay close despite committing an uncourtly 12 turnovers that led to 11 points for the Orange.

**Seton Hall 54**  
**No. 25/24 Marquette 67**

NEW YORK - Jerel McNeal scored 21 points and No. 25 Marquette held Seton Hall scoreless over the final five minutes of a 67-54 victory Wednesday night in the opening round of the Big East tournament. The sixth-seeded Golden Eagles (23-8) will play third-seeded and 14th-ranked Notre Dame in the quarterfinals on Thursday night.

Both teams struggled offensively with Marquette shooting 34.4 percent (22-for-64), while Seton Hall shot 33.9 percent (20-for-59). The Pirates' plan worked well for 35 minutes as they were within 57-54 before ending the game by coming up empty on their last 10 possessions. The Golden Eagles closed with a 10-0 run.

Jamar Nutter and Eugene Harvey both had 15 points for Seton Hall (17-15), which lost its fourth straight overall and third this season to Marquette.

Lazar Hayward had 15 points and 10 rebounds for Marquette, while Dominic James added 11 points. The Golden Eagles finished with a 56-37 rebound advantage, including 25-13 on the offensive end. All three of Seton Hall's big men fouled out.

**No. 14 Notre Dame 79**  
**No. 25/24 Marquette 89**

NEW YORK (AP) -- Jerel McNeal missed the Big East tournament last year because of a wrist injury. He's making up for it big time.

The junior guard scored a career-high 28 points and No. 25 Marquette beat No. 14 Notre Dame 89-79 on Thursday night in the quarterfinals. He led the team with 21 points in the opening-round win over Seton Hall.

The sixth-seeded Golden Eagles (24-8) will play seventh-seeded Pittsburgh in the semifinals on Friday night. The Panthers advanced with a 76-69 victory over second-seeded and 13th-ranked Louisville.

McNeal was the conference's defensive player of the year last season but he missed the last game of the regular season, the Big East tournament and the NCAA tournament because of the injury.

Reserve guard Maurice Acker scored 10 of his 11 points in a 4:07 span of the second half when Marquette took its first double-digit lead with 3:37 to play.

McNeal and Acker played together at Hillcrest High School in Chicago.

## BIG EAST Championship

## BIG EAST Championship

Syracuse 87, Marquette 72												
March 8, 2008 Syracuse, N.Y.												
SYRACUSE	min	fg-a	3fg-a	ft-a	reb	ast	to	bk	st	pf	pts	
Donte Green	32	8-14	1-4	4-6	4	0	3	0	1	5	21	
Kristof Ongenaet	36	4-5	0-0	1-2	5	4	1	3	2	3	9	
Arinze Onuaku	34	5-7	0-0	4-7	5	0	3	1	1	3	14	
Jonny Flynn	39	5-12	3-6	8-10	4	7	2	0	2	2	21	
Paul Harris	39	4-6	1-1	5-8	6	2	3	1	3	2	14	
Rick Jackson	6	0-1	0-0	2-2	2	0	1	1	1	0	2	
Scoop Jardine	13	3-3	0-0	2-2	2	2	1	0	0	3	6	
Ryan Cahak	1	0-2	0-0	0-0	0	0	0	0	0	0	0	
Team					6							
Totals	29-50	5-11	24-35	32	15	14	6	10	18	87		
MARQUETTE	min	fg-a	3fg-a	ft-a	reb	ast	to	bk	st	pf	pts	
Wesley Matthews	33	5-10	0-2	4-4	4	1	2	0	0	2	14	
Lazar Hayward	18	2-7	2-4	1-2	4	1	5	0	0	4	7	
Ousmane Barro	14	2-3	0-0	0-0	2	0	0	0	0	4	4	
Dominic James	33	3-12	1-5	0-0	1	5	5	0	3	2	7	
Jerel McNeal	31	7-14	2-3	6-7	6	2	2	1	2	3	22	
Scott Christopherson	3	0-0	0-0	0-0	0	1	1	0	0	0	0	
Maurice Acker	6	3-3	1-1	0-0	1	1	1	0	0	2	7	
Dan Fitzgerald	20	2-8	2-7	0-0	4	0	0	0	1	1	6	
David Cubillan	11	0-1	0-1	0-0	0	1	0	0	0	0	0	
Dwight Burke	7	0-0	0-0	1-2	3	0	0	0	0	3	1	
Lawrence Blackledge	7	0-0	0-0	1-2	0	1	0	0	0	0	1	
Trevor Mbakwe	17	1-2	0-0	1-2	3	0	1	1	1	1	3	
Team					2							
Totals	25-60	8-23	14-19	30	12	18	2	7	22	72		
<b>Halftime:</b> SU 36-31. <b>Dead Ball Rebounds:</b> SU 8-2. <b>Technical:</b> None. <b>Officials:</b> John Cahill, Jim Haney, John Gaffney. <b>Attendance:</b> 23,444.												

Seton Hall 54, Marquette 67												
March 12, 2008 New York, N.Y.												
SETON HALL	min	fg-a	3fg-a	ft-a	reb	ast	to	bk	st	pf	pts	
John Garcia	9	2-3	0-0	0-1	3	1	2	0	0	5	4	
Jamar Nutter	34	4-12	3-7	2-4	7	3	2	0	0	1	13	
Brian Laing	40	3-10	0-2	0-2	5	2	3	2	0	3	6	
Eugene Harvey	40	4-9	0-2	5-5	4	7	3	0	2	1	13	
Jeremy Hazell	32	3-12	1-8	3-4	2	0	1	0	1	1	10	
Mike Davis	10	1-5	0-1	0-0	1	1	0	1	0	5	2	
Augustine Okosun	17	3-6	0-0	0-2	2	0	2	4	1	5	6	
Brandon Walters	4	0-1	0-0	0-0	1	0	0	0	0	1	0	
Larry Davis	14	0-1	0-0	0-0	4	2	2	0	0	3	0	
Team					8							
Totals	20-59	4-20	10-18	37	16	15	7	4	25	54		
MARQUETTE	min	fg-a	3fg-a	ft-a	reb	ast	to	bk	st	pf	pts	
Lazar Hayward	26	5-13	0-3	5-6	10	1	1	0	0	2	15	
Ousmane Barro	17	2-6	0-0	0-1	9	0	1	0	0	2	4	
Dominic James	33	4-8	1-3	2-6	5	2	2	2	4	2	11	
Jerel McNeal	37	7-15	1-3	6-7	9	4	1	1	1	1	21	
Wesley Matthews	30	1-12	0-5	4-5	6	1	1	1	0	2	6	
Maurice Acker	19	2-3	1-2	0-0	2	2	0	0	1	1	5	
Dan Fitzgerald	8	0-0	0-0	0-0	0	0	1	0	0	1	0	
David Cubillan	5	0-3	0-1	0-0	2	0	0	0	0	1	0	
Dwight Burke	3	0-0	0-0	0-0	2	0	0	0	0	1	0	
Lawrence Blackledge	13	1-3	0-0	2-8	4	0	1	1	1	2	4	
Trevor Mbakwe	9	0-1	0-0	1-2	3	0	1	1	0	3	1	
Team					4							
Totals	22-64	3-17	20-35	56	10	10	6	7	17	67		
<b>Halftime:</b> MU 34-29. <b>Dead Ball Rebounds:</b> MU 7-3. <b>Technical:</b> None. <b>Officials:</b> Tim Higgins, Reggie Greenwood, James Breeding. <b>Attendance:</b> 19,562.												

Notre Dame 79, Marquette 89												
March 13, 2008 New York, N.Y.												
NOTRE DAME	min	fg-a	3fg-a	ft-a	reb	ast	to	bk	st	pf	pts	
Rob Kurz	37	3-8	2-5	7-8	7	2	3	3	1	3	15	
Zach Hillesland	28	7-9	0-0	0-0	9	0	3	0	0	4	14	
Luke Harangody	25	5-12	0-0	3-4	5	0	3	0	0	5	13	
Tory Jackson	39	4-14	2-6	0-1	4	9	2	0	2	3	10	
Kyle McAlarney	39	8-18	4-10	0-0	1	2	1	0	0	1	20	
Jonathan Peoples	3	0-0	0-0	0-0	0	1	1	0	0	0	0	
Luke Zeller	12	1-3	1-3	1-2	2	0	0	0	2	3	4	
Ryan Ayers	17	1-3	1-2	0-0	3	0	1	0	1	0	3	
Team					3							
Totals	29-67	10-26	11-15	34	14	14	3	6	19	79		
MARQUETTE	min	fg-a	3fg-a	ft-a	reb	ast	to	bk	st	pf	pts	
Lazar Hayward	26	4-7	0-2	7-11	7	1	3	1	1	3	15	
Ousmane Barro	25	2-3	0-0	2-2	7	1	0	3	0	2	6	
Dominic James	33	4-9	2-4	0-0	6	6	1	0	2	3	10	
Jerel McNeal	28	9-16	4-7	6-8	6	1	2	1	1	4	28	
Wesley Matthews	32	4-10	0-2	2-2	5	2	4	0	0	1	10	
Maurice Acker	19	4-6	2-4	1-2	0	3	2	0	1	1	11	
Dan Fitzgerald	15	3-6	1-4	0-0	1	1	0	0	2	0	7	
David Cubillan	9	0-2	0-2	0-0	0	1	1	0	0	0	0	
Dwight Burke	7	1-1	0-0	0-0	2	0	0	0	1	1	2	
Lawrence Blackledge	2	0-0	0-0	0-0	1	0	0	0	0	0	0	
Trevor Mbakwe	4	0-0	0-0	0-0	0	0	0	2	0	1	0	
Team					5							
Totals	31-60	9-25	18-25	40	16	13	7	8	16	89		
<b>Halftime:</b> ND 38-32. <b>Dead Ball Rebounds:</b> MU 3-1. <b>Technical:</b> None. <b>Officials:</b> Mike Kitts, Jim Haney, Earl Walton. <b>Attendance:</b> 19,562.												

# Marquette Men's Basketball Game Notes

Page 26



**Pittsburgh 68**

**No. 25/24 Marquette 61**

NNEW YORK (AP) -- The Pittsburgh Panthers reached the title game for the seventh time in eight years with a 68-61 victory over No. 25 Marquette on Friday night.

The Panthers appeared to have their straight win in this tournament sewn up early as they held Marquette (24-9) without a field goal, and to just two points, for an 11:38 stretch at the end of the first half and the start of the second.

Pittsburgh wasn't exactly lighting it up offensively during that stretch, but the Panthers closed the first half on a 9-2 run and scored five of the first seven points of the second half to take a 40-24 lead with 18:09 to play.

The Golden Eagles got within 56-52 with 7:03.

Fields had an assist and two free throws as Pittsburgh scored six points for a 62-52 lead with 4:33 left. The Golden Eagles had one more run left in them and James scored the first and last points of a 7-0 spurt that made it 62-59 with 1:20 to go.

The Panthers were able to close it out by making six of eight free throws.

## BIG EAST Championship

### Pittsburgh 68, Marquette 61

March 14, 2008

New York, N.Y.

PITTSBURGH	min	fg-a	3fg-a	ft-a	reb	ast	to	bk	st	pf	pts
Sam Young	39	9-14	0-1	4-4	4	1	2	1	3	1	22
DeJuan Blair	9	1-1	0-0	0-0	3	2	3	2	0	4	2
Keith Benjamin	25	3-9	0-3	2-6	4	4	1	0	2	1	8
Levance Fields	36	3-10	0-3	6-8	5	4	1	0	1	2	12
Ronald Ramon	35	5-10	2-5	2-5	5	0	1	0	0	2	14
Tyrell Biggs	31	2-4	0-0	2-3	8	0	1	1	0	5	6
Gilbert Brown	24	2-3	0-0	0-2	1	1	2	1	1	4	4
Team					2						
Totals	25-51	2-12	16-28	24	12	11	5	7	19	68	

MARQUETTE	min	fg-a	3fg-a	ft-a	reb	ast	to	bk	st	pf	pts
Lazar Hayward	29	3-10	2-4	2-2	7	0	2	0	1	3	10
Ousmane Barro	13	0-0	0-0	1-2	3	0	2	0	1	3	1
Dominic James	34	3-16	0-4	2-2	3	3	0	0	1	1	8
Jerel McNeal	26	7-12	1-3	2-2	3	1	5	0	3	4	17
Wesley Matthews	28	2-7	1-2	5-5	9	2	1	0	1	3	10
Maurice Acker	14	1-4	1-2	0-0	0	0	3	0	0	2	3
Dan Fitzgerald	7	1-1	1-1	0-0	1	0	3	0	0	2	3
David Cubillan	21	1-7	1-5	1-2	4	1	0	0	0	1	4
Dwight Burke	23	1-4	0-0	2-5	10	0	0	1	0	3	4
Lawrence Blackledge	2	0-0	0-0	1-2	0	0	0	0	0	0	1
Trevor Mbakwe	4	0-0	0-0	0-0	1	1	0	0	0	1	0
Team					6						
Totals	19-61	7-21	16-22	47	8	16	1	7	24	61	

**Halftime:** PITT 35-22. **Dead Ball Rebounds:** PITT 4-3. **Technical:** None. **Officials:** Tim Higgins, Reggie Greenwood, Pat Driscoll. **Attendance:** 19,562.



# Marquette Men's Basketball Game Notes

Page 28



## GAME-BY-GAME SCORING/REBOUNDING

OPPONENT	ACKER	BARRO	BLACKLEDGE	BRICE	BURKE	CHRISTOPHERSON	CUBILLAN	FITZGERALD	FROZENA	HAYWARD	HAZEL	JAMES	MATTHEWS	MBAKWE	MCNEAL
IUPUI	3/1	3/7	DNP	DNP	2/2	DNP	9/1	6/2	DNP	11/4	DNP	12/1	10/4	DNP	20/4
Utah Valley	0/1	0/0	0/1	DNP	12/8	DNP	12/1	5/5	DNP	11/5	DNP	13/0	6/7	DNP	7/9
@ Chaminade	0/1	5/9	0/0	DNP	4/4	DNP	11/1	0/1	DNP	15/8	DNP	11/0	6/3	DNP	22/3
vs. Oklahoma St.	7/2	5/10	0/1	0/0	1/1	DNP	10/2	10/3	DNP	7/4	0/3	18/1	13/4	DNP	20/5
vs. 13/10 Duke	5/1	5/5	DNP	DNP	2/2	DNP	6/1	6/0	DNP	14/3	DNP	12/6	12/3	DNP	11/3
UW-Milwaukee	5/1	6/2	0/0	0/0	7/3	2/3	12/4	DNP	DNP	19/11	2/2	22/4	9/4	DNP	16/5
@ RV/23 Wisconsin	6/0	9/4	0/1	DNP	12/9	0/1	3/1	DNP	DNP	11/6	DNP	20/5	6/5	DNP	14/5
Sacramento St.	10/0	12/6	0/1	1/0	5/5	3/1	5/2	DNP	1/0	12/7	0/1	8/2	12/3	DNP	13/4
IPFW	7/4	4/2	0/4	0/0	2/2	0/2	11/3	DNP	0/0	14/8	3/1	17/3	15/9	DNP	7/7
DNP Coppin St.	7/1	5/6	4/5	2/0	2/2	3/2	DNP	DNP	0/0	17/5	0/2	18/4	13/3	DNP	18/6
Savannah St.	5/0	2/5	2/5	2/0	2/5	6/0	5/1	11/4	2/1	12/8	0/1	12/3	7/5	DNP	9/5
Providence	8/2	14/9	7/3	0/0	2/2	0/0	2/1	3/1	0/0	17/6	2/0	21/3	16/5	DNP	4/2
@ W. Virginia	2/0	6/7	0/0	DNP	3/3	0/0	5/2	2/1	DNP	13/4	DNP	10/0	13/2	DNP	10/3
Seton Hall	5/3	2/4	DNP	DNP	1/4	DNP	3/0	12/0	DNP	7/6	DNP	13/5	4/4	DNP	14/7
Notre Dame	2/1	4/2	6/1	DNP	0/4	3/0	11/2	0/2	DNP	17/11	0/0	16/3	15/4	DNP	18/4
@ Louisville	6/1	0/3	4/2	DNP	0/1	DNP	0/0	2/2	DNP	6/6	DNP	3/5	14/4	DNP	16/4
@ Connecticut	9/0	0/1	2/1	DNP	0/2	0/0	8/2	9/3	DNP	14/3	0/0	9/2	13/5	DNP	9/0
DePaul	3/2	4/6	DNP	DNP	3/1	0/0	9/3	2/4	DNP	14/7	DNP	19/2	10/4	DNP	15/3
USF	2/1	2/4	0/1	DNP	5/4	DNP	3/1	2/1	DNP	23/8	DNP	3/0	16/4	DNP	6/6
@ Cincinnati	2/0	19/10	DNP	DNP	0/2	3/0	0/0	0/2	DNP	19/5	DNP	8/4	11/9	DNP	13/5
Louisville	8/3	8/6	0/1	DNP	0/2	2/1	0/2	0/0	DNP	5/5	DNP	8/4	15/4	DNP	11/4
@ 22/21 Notre Dame	0/0	2/12	2/3	DNP	4/0	DNP	11/0	6/3	DNP	21/11	DNP	23/1	4/1	DNP	10/5
@ Seton Hall	4/0	8/7	2/2	DNP	2/3	0/0	10/1	3/4	DNP	23/9	0/3	9/2	14/4	DNP	14/4
22/24 Pittsburgh	4/0	14/12	0/0	0/0	0/0	0/1	13/2	5/2	DNP	5/3	0/1	4/5	10/2	0/0	17/6
@ St. John's	0/0	6/3	DNP	DNP	0/0	DNP	3/2	5/1	DNP	6/4	0/0	19/1	9/6	5/7	20/7
Rutgers	2/2	6/6	4/0	DNP	0/0	0/0	6/0	3/3	DNP	15/5	0/2	13/0	12/4	3/1	14/7
@ Villanova	12/2	6/2	0/0	DNP	0/1	DNP	2/1	0/1	DNP	15/9	DNP	25/3	9/2	2/0	14/3
11/10 Georgetown	0/0	4/1	DNP	DNP	5/4	DNP	0/2	3/1	DNP	0/5	DNP	15/2	22/3	2/7	17/8
Florida Gulf Coast	3/0	7/8	4/3	0/0	0/0	2/1	0/0	3/3	0/1	18/11	0/0	11/2	12/3	1/1	6/0
@ Syracuse	7/1	4/2	1/0	DNP	1/3	0/0	0/0	6/4	DNP	7/4	DNP	7/1	14/4	3/3	22/6
vs. Seton Hall	5/2	4/9	4/4	DNP	0/2	DNP	0/2	0/0	DNP	15/10	DNP	11/5	6/6	1/3	21/9
vs. 14/14 Notre Dame	11/0	6/7	0/1	DNP	2/2	DNP	0/0	7/1	DNP	15/7	DNP	10/6	10/5	0/0	28/6
vs. Pittsburgh	3/0	1/3	1/0	DNP	4/10	DNP	4/4	3/1	DNP	10/7	DNP	8/3	10/9	0/1	17/3
vs. Kentucky															

## GAME-BY-GAME STARTERS, POINTS & PERCENTAGE OF OFFENSE

Opponent	Guard	Guard	Guard	Forward	Forward	Record	Points	% of Offense	W/L
IUPUI	James	McNeal	Matthews	Burke	Fitzgerald	1-0	50	65.8	W
Utah Valley	James	McNeal	Matthews	Burke	Fitzgerald	2-0	43	65.2	W
@ Chaminade	James	McNeal	Matthews	Burke	Hayward	3-0	58	78.4	W
vs. Oklahoma State	James	McNeal	Matthews	Burke	Hayward	4-0	59	64.8	W
vs. 13/10 Duke	James	McNeal	Matthews	Burke	Hayward	4-1	51	69.9	L
UW-Milwaukee	James	McNeal	Matthews	Burke	Hayward	5-1	73	73.0	W
@ RV/23 Wisconsin	James	McNeal	Matthews	Burke	Hayward	6-1	63	77.8	W
Sacramento State	James	McNeal	Matthews	Burke	Hayward	7-1	50	61.0	W
IPFW	James	McNeal	Matthews	Burke	Hayward	8-1	55	68.8	W
Coppin State	James	McNeal	Matthews	Blackledge	Hayward	9-1	70	78.7	W
Savannah State	James	McNeal	Matthews	Barro	Hayward	10-1	42	54.5	W
Providence	James	McNeal	Matthews	Burke	Hayward	11-1	60	62.5	W
@ West Virginia	James	McNeal	Matthews	Burke	Hayward	11-2	49	76.5	L
Seton Hall	James	McNeal	Matthews	Burke	Hayward	12-2	39	63.9	W
Notre Dame	James	McNeal	Matthews	Burke	Hayward	13-2	66	71.7	W
@ Louisville	James	McNeal	Matthews	Burke	Hayward	13-3	39	76.5	L
@ Connecticut	James	McNeal	Matthews	Fitzgerald	Hayward	13-4	54	74.0	L
DePaul	James	McNeal	Matthews	Fitzgerald	Hayward	14-4	60	75.9	W
USF	James	McNeal	Matthews	Burke	Hayward	15-4	53	85.5	W
@ Cincinnati	James	McNeal	Matthews	Burke	Hayward	16-4	51	68.0	W
Louisville	Acker	McNeal	Matthews	Burke	Hayward	16-5	39	68.4	L
@ 22/21 Notre Dame	James	McNeal	Matthews	Barro	Hayward	16-6	60	72.3	L
@ Seton Hall	James	McNeal	Matthews	Barro	Hayward	17-6	68	76.4	W
22/24 Pittsburgh	James	McNeal	Matthews	Barro	Hayward	18-6	50	69.4	W
@ St. John's	James	McNeal	Matthews	Barro	Hayward	19-6	60	82.2	W
Rutgers	James	McNeal	Matthews	Barro	Hayward	20-6	60	76.9	W
@ Villanova	James	McNeal	Matthews	Barro	Hayward	21-6	69	81.2	W
11/10 Georgetown	James	McNeal	Matthews	Barro	Hayward	21-7	58	85.3	L
Florida Gulf Coast	James	McNeal	Matthews	Barro	Hayward	22-7	54	80.6	W
@ Syracuse	James	McNeal	Matthews	Barro	Hayward	22-8	54	75.0	L
vs. Seton Hall	James	McNeal	Matthews	Barro	Hayward	23-8	57	85.1	W
vs. 14/14 Notre Dame	James	McNeal	Matthews	Barro	Hayward	24-8	69	77.5	W
vs. Pittsburgh	James	McNeal	Matthews	Barro	Hayward	24-9	46	75.4	L
vs. Kentucky									

Total Average: 56.7 74.7

# Marquette Men's Basketball Game Notes

Page 29



## Marquette Players in Double Figures

	Points	Rebounds
IUPUI	McNeal 20, James 12, Hayward 11, Matthews 10	--
Utah Valley	James 13, Burke 12, Cubillan 12, Hayward 11	--
@ Chaminade	McNeal 22, Hayward 15, James 11, Cubillan 11	--
vs. Oklahoma St.	McNeal 20, James 18, Matthews 13, Fitzgerald 10, Cubillan 10	Barro 10
vs. 13/10 Duke	Hayward 14, James 12, Matthews 12, McNeal 11	--
UW-Milwaukee	James 22, Hayward 19, McNeal 16, Cubillan 12	Hayward 11
@ RV/23 Wisconsin	James 20, McNeal 14, Burke 12, Hayward 11	--
Sacramento St.	McNeal 13, Hayward 12, Matthews 12, Barro 12, Acker 10	--
IPFW	James 17, Matthews 15, Hayward 14, Cubillan 11	--
Coppin St.	James 18, McNeal 18, Hayward 17, Matthews 13	--
Savannah St.	James 12, Hayward 12, Fitzgerald 11	--
Providence	James 21, Hayward 17, Matthews 16, Barro 14	--
@ West Virginia	Matthews 13, Hayward 13, James 10, McNeal 10	--
Seton Hall	McNeal 14, James 13, Fitzgerald 12	--
Notre Dame	McNeal 18, Hayward 17, James 16, Matthews 15, Cubillan 11	Hayward 11
@ Louisville	McNeal 16, Matthews 14	--
@ Connecticut	Hayward 14, Matthews 13	--
DePaul	James 19, McNeal 15, Hayward 14, Matthews 10	--
USF	Hayward 23, Matthews 16	--
@ Cincinnati	Hayward 19, Barro 19, McNeal 13, Matthews 11	Barro 10
Louisville	Matthews 15, McNeal 11	--
@ 22/21 Notre Dame	James 23, Hayward 21, Cubillan 11, McNeal 10	Barro 12, Hayward 11
@ Seton Hall	Hayward 23, McNeal 14, Matthews 14, Cubillan 10	--
22/24 Pittsburgh	McNeal 17, Barro 14, Cubillan 13, Matthew 10	Barro 12
@ St. John's	McNeal 20, James 19	--
Rutgers	Hayward 15, McNeal 14, James 13, Matthews 12	--
@ Villanova	James 25, Hayward 15, McNeal 14, Acker 12	--
11/10 Georgetown	Matthews 22, McNeal 17, James 15	--
Florida Gulf Coast	Hayward 18, Matthews 12, James 11	Hayward 11
@ Syracuse	McNeal 22, Matthews 14	--
vs. Seton Hall	McNeal 21, Hayward 15, James 11	Hayward 10
vs. 14/14 Notre Dame	McNeal 28, Hayward 15, Acker 11, James 10, Matthews 10	--
vs. Pittsburgh	McNeal 17, Matthews 10, Hayward 10	Burke 10
vs. Kentucky		

## Marquette's Record When

	2007-08	Under Crean
Leading at half	20-1	148-19
Trailing at half	4-8	36-71
Tied at half	0-0	6-3
Scoring 70 or more points	19-4	125-24
Allowing 80 or more points	0-3	6-28
Holding opponents to 60 points or less	12-0	80-10
Holding opponents to 65 points or less	17-0	96-16
Shooting 50 percent or better	9-0	68-6
Opponents shoot 50 percent or better	1-4	12-28
Opponent shoots under 40 percent	15-0	88-14
MU's FG percent is higher than opp.	22-1	152-24
MU's FG percent is lower than opp.	2-8	37-71
MU's 3FG percent is higher than 40 percent	8-3	94-25
Opponent's 3FG percent is higher than 40 percent	3-4	37-32
MU shoots more FT than opponent	15-2	125-16
MU shoots fewer FT than opponent	9-7	52-77
MU shoots same FT as opponent	0-0	11-3
Out-rebounded opponent	18-2	145-33
Out-rebounded by opponent	6-7	37-57
Rebounds tied	0-0	7-5
Same or fewer turnovers as opp.	22-6	122-31
More turnovers than opponent	2-3	66-65
Overtime games	0-1	7-5
In games decided by 5 pts. or less	2-3	44-35
In games decided by 6-10	6-1	45-22
In games decided by 11-15	4-3	41-23
In games decided by 16 pts. or more	11-2	58-15
vs Ranked Teams (AP or Coaches)	3-3	
vs 1-25 in RPI (www.collegeper.com, at time of game)	3-2	
vs 26-50 in RPI	2-5	
vs 51-100 in RPI	7-2	
vs 101-150 in RPI	3-0	
vs 151-200 in RPI	4-0	
vs 201-324 in RPI	4-0	
When winning the opening tip	12-2	
When scoring first	15-2	

## Marquette Bench Scoring

	Starters	Bench	Bench Scoring
IUPUI	50	26	Hayward 11, Cubillan 9, Acker 3, Barro 3
Utah Valley	43	23	Cubillan 12, Hayward 11
@ Chaminade	58	16	Cubillan 11, Barro 5
vs. Oklahoma St.	59	32	Cubillan 10, Fitzgerald 10, Acker 7, Barro 5
vs. 13/10 Duke	51	22	Fitzgerald 6, Cubillan 6, Acker 5, Barro 5
UW-Milwaukee	73	27	Cubillan 12, Barro 6, Acker 5, Christopherson 2, Hazel 2
@ RV/23 Wisconsin	63	18	Barro 9, Acker 6, Cubillan 3
Sacramento St.	50	32	Barro 12, Acker 10, Cubillan 5, Christopherson 3, Brice 1, Frozena 1
IPFW	55	25	Cubillan 11, Acker 7, Barro 4, Hazel 3
Coppin St.	70	19	Acker 7, Barro 5, Christopherson 3, Burke 2, Brice 2
Savannah St.	42	35	Fitzgerald 11, Christopherson 6, Acker 5, Cubillan 5, Burke 2, Blackledge 2, Brice 2, Frozena 2
Providence	60	36	Barro 14, Acker 8, Blackledge 7, Fitzgerald 3, Cubillan 2, Hazel 2
@ West Virginia	49	15	Barro 6, Cubillan 5, Acker 2, Fitzgerald 2
Seton Hall	39	22	Fitzgerald 12, Acker 5, Cubillan 3, Barro 2
Notre Dame	66	26	Cubillan 11, Blackledge 6, Barro 4, Christopherson 3, Acker 2
@ Louisville	39	12	Acker 6, Blackledge 4, Fitzgerald 2
@ Connecticut	54	19	Acker 9, Cubillan 8, Blackledge 2
DePaul	60	19	Cubillan 9, Barro 4, Burke 3, Acker 3
USF	53	9	Cubillan 3, Acker 2, Fitzgerald 2, Barro 2
@ Cincinnati	51	24	Barro 19, Christopherson 3, Acker 2
Louisville	39	18	James 8, Barro 8, Christopherson 2
@ 22/21 Notre Dame	60	23	Cubillan 11, Fitzgerald 6, Burke 4, Blackledge 2
@ Seton Hall	68	21	Cubillan 10, Acker 4, Burke 2, Blackledge 2
22/24 Pittsburgh	50	22	Cubillan 13, Fitzgerald 5, Acker 4
@ St. John's	60	13	Fitzgerald 5, Mbakwe 5, Cubillan 3
Rutgers	60	18	Cubillan 6, Blackledge 4, Fitzgerald 3, Mbakwe 3, Acker 2
@ Villanova	69	16	Acker 12, Cubillan 2, Mbakwe 2
11/10 Georgetown	58	10	Burke 5, Fitzgerald 3, Mbakwe 2
Florida Gulf Coast	54	13	Blackledge 4, Acker 3, Fitzgerald 3, Christopherson 2, Mbakwe 1
@ Syracuse	54	18	Acker 7, Fitzgerald 6, Mbakwe 3, Burke 1, Blackledge 1
vs. Seton Hall	57	10	Acker 5, Blackledge 4, Mbakwe 1
vs. 14/14 Notre Dame	69	20	Acker 11, Fitzgerald 7, Burke 2
vs. Pittsburgh	46	15	Cubillan 4, Burke 4, Acker 3, Fitzgerald 3, Blackledge 1
vs. Kentucky			

## Team Superlatives by Half

	First Half	Second Half
Points	50 vs. UWM (11/30)	57 vs. Notre Dame (3/13)
Fewest Pts. Allowed	18 vs. IPFW (12/17)	18 vs. Coppin St. (12/21)
FG Percentage	60.0 vs. IUPUI (11/10)	65.5 vs. Rutgers (2/23)
Lowest FG Pct. Allowed	24.2 vs. IPFW (12/17)	27.6 vs. Rutgers (2/23)
3-Point Percentage	62.5 vs. Okla. St. (11/20)	66.7 vs. Okla. St. (11/20)
FT Made	15 vs. Okla. St. (11/20)	17 Twice
Rebounds	29 vs. IPFW (12/17)	28 vs. Seton Hall (3/12)
Assists	12 vs. Sac State (12/15)	15 vs. UWM (11/30)
Blocks	4 vs. Twice	7 vs. Seton Hall (1/8)
Steals	12 vs. Savannah St. (12/29)	10 vs. Rutgers (2/23)

## Individual Superlatives by Half

	First Half	Second Half
Points	16 Dominic James	vs. UWM (11/30)
3-Point Made	3 Two players	Twice
FT Made	5 Wesley Matthews	vs. Louisville (2/4)
Rebounds	9 Lazar Hayward	vs. Notre Dame (1/12)
Assists	6 Two players	Twice
Points	20 Jerel McNeal	vs. Notre Dame (3/13)
3-Point Made	3 Multiple players	Multiple Times
FT Made	8 Wesley Matthews	vs. Louisville (1/17)
Rebounds	8 Two players	Twice
Assists	7 Dominic James	vs. Pittsburgh (2/15)

# Marquette Men's Basketball Game Notes

Page 30



## High Marks

Double-figure scoring games	2007-08	Career
Dominic James	23	75
Jerel McNeal	26	71
Wesley Matthews	23	59
Lazar Hayward	25	34
Dan Fitzgerald	3	21*
Ousmane Barro	4	19
David Cubillan	9	16
Maurice Acker	3	3*
Dwight Burke	2	2

20-point games	2007-08	Career
Dominic James	5	17
Jerel McNeal	7	9
Wesley Matthews	1	5
Lazar Hayward	3	3
Dan Fitzgerald	0	2
Ousmane Barro	0	1
David Cubillan	0	1

Double-figure rebound games	2007-08	Career
Ousmane Barro	4	12
Lazar Hayward	5	5
Dominic James	0	1
Wesley Matthews	0	1
Jerel McNeal	0	1
Dwight Burke	1	1

Double-figure assist games	2007-08	Career
Dominic James	1	2
Jerel McNeal	1	2

Double-doubles	2007-08	Career
Ousmane Barro	2	8
Lazar Hayward	5	5
Jerel McNeal	0	3
Dominic James	0	1

## Individual Season Records

	Starts	10+ points	10+ rebs.
Maurice Acker	0-1	2-0	--
Ousmane Barro	9-4	4-0	3-1
Lawrence Blackledge	1-0	--	--
Dwight Burke	13-4	2-0	0-1
David Cubillan	--	8-1	--
Dan Fitzgerald	3-1	3-0	--
Lazar Hayward	22-9	20-5	4-1
Dominic James	24-8	19-4	--
Wesley Matthews	24-9	15-8	--
Jerel McNeal	24-9	18-8	--

## Individual Career Records

	Starts	10+ points	10+ rebs.
Maurice Acker	0-1	--	--
Ousmane Barro	42-23	18-2	9-3
Lawrence Blackledge	1-0	--	--
Dwight Burke	13-4	2-0	0-1
David Cubillan	0-1	14-2	--
Dan Fitzgerald	12-5	13-2	--
Lazar Hayward	32-16	26-9	4-1
Dominic James	69-29	58-18	0-1
Wesley Matthews	58-22	39-20	1-0
Jerel McNeal	68-27	51-21	2-0

## The Last Time

Team	Marquette	Opponent
100+ Points	100-65 vs. UW-Milwaukee (11/30/07)	85-104 at West Virginia (1/14/06)
90+ Points	92-66 vs. Notre Dame (1/12)	85-90 vs. Alabama (3/16/06)
Under 50 Points	40-54 vs. Western Michigan (3/14/05)	67-37 vs. Florida Gulf Coast (3/4/08)
FG Pct. 60+	61.0 vs. South Dakota State (12/3/05)	None recorded
Five or fewer turnovers	5 vs. Cincinnati (3/10/96)	5 at West Virginia (1/14/06)
Five Players, 10+ pts.	89-79 vs. Notre Dame (3/13/08)	89-79 vs. Notre Dame (3/13/08)

Team	Marquette Win	Marquette Loss — <i>italics denotes most recent</i>
Ranked Opponent (AP)	89-79 vs. 14 Notre Dame (3/13/08)	68-70 vs. 11 Georgetown (3/1/08) OT
Overtime Game	77-74 vs. Pittsburgh (1/21/07) OT	68-70 vs. Georgetown (3/1/08) OT
Double Overtime	80-79 vs. Louisville (2/28/96) 2OT	74-77 vs. Louisville (2/24/01) 3OT
Triple Overtime	Never	74-77 vs. Louisville (2/24/01) 3OT
Home Opener	76-68 vs. IUPUI (11/10/07)	54-67 vs. South Alabama (11/14/00)
Road Openers	81-76 at Wisconsin (12/8/07)	74-84 at Nebraska (11/30/05)

Individual	Marquette	Opponent
30+ Points	41, Steve Novak 94-79 vs. Connecticut (1/3/06)	31, Jean Felix 85-90 vs. Alabama (3/16/05)
20+ Points	28, Jerel McNeal 89-79 vs. Notre Dame (3/13/08)	22, Sam Young 61-68 vs. Pittsburgh (3/14/08)
10+ Rebounds	10, Dwight Burke 61-68 vs. Pittsburgh (3/14/08)	14, DaJuan Summers 68-70 vs. Georgetown (3/1/08)
15+ Rebounds	16, Steve Novak 94-79 vs. Connecticut (1/3/06)	15, Kentrell Gransberry 62-54 vs. USF (1/29/08)
15+ Free Throws	16, Brian Wardle 69-59 at Charlotte (2/13/99)	None recorded -- --
10+ Assists	12, Dominic James 72-54 vs. Pittsburgh (2/15/08)	10, Brian Swift 66-64 vs. USF (1/15/05)
Double-Double	15 pts, 10 reb, Lazar Hayward 67-54 vs. Seton Hall (3/12/08)	13 pts, 11 reb, Dante Cunningham 85-75 vs. Villanova (2/25/08)
Triple-Double	29 pts, 11 reb, 11 ast, Dwyane Wade 83-69 vs. Kentucky (3/29/03)	22 pts, 12 reb, 10 blk, Eric Hicks 66-70 vs. Cincinnati (1/8/05)

## This season . . .

Largest halftime lead . . . . .	27	vs. Savannah State (12/29)
Largest halftime deficit . . . . .	15	vs. Connecticut (1/20)
Largest lead in a game . . . . .	50	vs. Coppin State (12/21)
Largest deficit in a game . . . . .	29	vs. Connecticut (1/20)
Largest winning margin . . . . .	47	vs. Coppin State (12/21)
Largest losing margin . . . . .	20	vs. vs. Louisville (1/17)
Largest deficit in a victory . . . . .	13	vs. Seton Hall (1/8)
Largest lead in a loss . . . . .	11	vs. Georgetown (3/1)
Most consecutive points scored . .	22	vs. Coppin State (12/21)
Most consecutive points allowed . .	12	vs. IUPUI (11/10)
Largest home crowd . . . . .	19,085	vs. Georgetown (3/1)
Largest road crowd . . . . .	23,444	vs. Syracuse (3/8)
Largest neutral crowd . . . . .	19,562	vs. Seton Hall (3/12); vs. Notre Dame (3/13); vs. Pittsburg (3/14)
30-point games . . . . .	--	
20-point games . . . . .	McNeal 7, James 5, Hayward 3, Matthews 1	
10-rebound games . . . . .	Hayward 5, Barro 4, Burke 1	
Double-doubles . . . . .	Hayward 5, Barro 2	

# Marquette Men's Basketball Game Notes

Page 31



## 2007-08 Season Superlatives

### Marquette Highs

Points	100	vs. UW-Milwaukee (11/30)
FG Made	40	vs. UW-Milwaukee (11/30)
FG Attempts	74	vs. UW-Milwaukee (11/30)
FG Percentage	56.1	32-57 vs. Rutgers (2/23)
3FG Made	12	Twice
3FG Attempts	28	vs. Seton Hall (1/8)
3FG Percentage	64.7	11-17 vs. Oklahoma State (11/20)
FT Made	24	vs. Coppin State (12/21)
FT Attempts	38	vs. Sacramento State (12/15)
FT Percentage	88.9	24-27 vs. Coppin State (12/21)
Rebounds	56	vs. Seton Hall (3/12)
Assists	26	vs. UW-Milwaukee (11/30)
Steals	17	Twice
Blocks	9	vs. Seton Hall (1/8)
Turnovers	21	vs. Savannah State (12/29)
Fouls	29	Three times

### Marquette Lows

Points	51	vs. Louisville (1/17)
FG Made	16	vs. Louisville (2/4)
FG Attempts	48	vs. Florida Gulf Coast (3/4)
FG Percentage	30.4	17-56 vs. Louisville (1/17)
3FG Made	0	vs. Louisville (1/17)
3FG Attempts	12	vs. Louisville (1/17)
3FG Percentage	00.0	0-12 vs. Louisville (1/17)
FT Made	5	vs. Notre Dame (2/8)
FT Attempts	7	vs. Rutgers (2/23)
FT Percentage	52.2	12-23 vs. IPFW (12/17)
Rebounds	26	Three times
Assists	2	vs. Louisville (1/17)
Steals	5	Twice
Blocks	1	Four times
Turnovers	7	vs. UW-Milwaukee (11/30)
Fouls	12	vs. Rutgers (2/23)

### Marquette — Individual Game Highs

Points	28	Jerel McNeal vs. Notre Dame (3/13)
FG Made	10	Multiple times
FG Attempts	21	Jerel McNeal vs. Georgetown (3/1)
FG Percentage	90.0 (9-10)	Ousmane Barro vs. Cincinnati (2/2)
3FG Made	5	Dominic James vs. Villanova (2/25)
3FG Attempts	8	Multiple times
3FG Percentage	1.000 (4-4)	Wesley Matthews vs. USF (1/29)
FT Made	9	Jerel McNeal vs. St. John's (2/20)
FT Attempts	12	Jerel McNeal vs. Georgetown (3/1)
FT Percentage	1.000 (9-9)	Dominic James vs. St. John's (2/20)
Rebounds	12	Ousmane Barro, Twice
Assists	12	Dominic James vs. Pittsburgh (2/15)
Steals	6	Twice
Blocks	3	Multiple times
Turnovers	7	Jerel McNeal vs. Louisville

### Opponent Highs

Points	89	vs. Connecticut (1/20)
FG Made	29	Twice
FG Attempts	67	Twice
FG Percentage	58.0	29-50 vs. Syracuse (3/8)
3FG Made	10	Three times
3FG Attempts	27	vs. Cincinnati (2/2)
3FG Percentage	50.0	9-18 vs. West Virginia (1/6)
FT Made	33	vs. Connecticut (1/20)
FT Attempts	40	vs. St. John's (2/20)
FT Percentage	90.0	9-10 vs. Pittsburgh (2/15)
Rebounds	46	vs. Notre Dame (1/12)
Assists	18	vs. IUPUI (11/10)
Steals	13	vs. Savannah State (12/29)
Blocks	10	vs. Connecticut (1/20)
Turnovers	25	vs. Florida Gulf Coast (3/4)
Fouls	29	vs. Sacramento State (12/15)

### Opponent Lows

Points	37	Twice
FG Made	13	vs. Florida Gulf Coast (3/4)
FG Attempts	43	vs. St. John's (2/20)
FG Percentage	25.5	14-55 vs. Savannah State (12/29)
3FG Made	1	Twice
3FG Attempts	8	vs. Sacramento State (12/15)
3FG Percentage	9.1	1-11 vs. Pittsburgh (2/15)
FT Made	1	vs. Rutgers (2/23)
FT Attempts	2	vs. Rutgers (2/23)
FT Percentage	45.5	5-11 vs. Utah Valley (11/12)
Rebounds	20	vs. IUPUI (11/10)
Assists	6	vs. Seton Hall (1/8)
Steals	2	vs. Utah Valley (11/12); vs. Duke (11/21)
Blocks	0	Twice
Turnovers	10	vs. Cincinnati (2/2)
Fouls	7	vs. Rutgers (2/23)

### Opponent — Individual Game Highs

Points	29	Luke Harangody vs. Notre Dame (1/12)
FG Made	10	Luke Harangody vs. Notre Dame (1/12)
FG Attempts	18	Kyle McAlarney vs. Notre Dame (3/13)
FG Percentage	88.9 (8-9)	David Padgett vs. Louisville (1/17)
3FG Made	5	Twice
3FG Attempts	13	Jeremy Hazell vs. Seton Hall (2/12)
3FG Percentage	71.4 (5-7)	Alex Ruoff vs. West Virginia (1/6)
FT Made	10	Luke Harangody vs. Notre Dame (2/8)
FT Attempts	15	Kentrell Gransberry vs. USF (1/29)
FT Percentage	1.000 (8-8)	Kyle Singler vs. Duke (11/21)
Rebounds	15	Kentrell Gransberry vs. USF (1/29)
Assists	9	Tory Jackson vs. Notre Dame (3/13)
Steals	6	Jeff Xavier vs. Providence (1/3)
Blocks	4	Twice
Turnovers	7	Twice

# Marquette Men's Basketball Game Notes

Page 32



## Marquette As an AP Ranked Team

Rk.	Last Time	All Time	Crean Era
1.	9 Notre Dame 65, MU 59 (2/26/78)	4-1	-
2.	MU 75, Xavier 53 (2/20/78)	57-6	-
3.	Miami (Ohio) 84, MU 81 (3/11/78) *	31-3	-
4.	MU 97, 11 UNLV 81	16-2	-
5.	MU 67, Wichita State 56 (1/2/78)	18-5	-
6.	MU 67, 11 Clemson 49 (12/27/76)	16-6	-
7.	MU 67, 5 N. Carolina 59 (3/28/77) *	19-4	-
8.	North Dakota St. 64, MU 60 (12/2/06)	18-5	2-1
9.	4 Cincinnati 63, MU 62 (2/20/02)	21-7	1-1
10.	West Virginia 79, MU 64 (1/6/08)	19-4	6-1
11.	MU 81, Wisconsin 76 (12/8/07)	17-5	4-2
12.	MU 77, Savannah St. 37 (12/27/07)	18-4	1-2
13.	UConn 89, MU 73 (1/18/08)	28-14	9-8
14.	MU 69, Providence 62 (2/3/07)	9-2	2-1
15.	MU 92, Notre Dame 66 (1/12/08)	9-4	4-2
16.	Notre Dame 86, MU 83 (2/8/08)	17-6	8-3
17.	MU 75, Cincinnati 60 (2/2/08)	19-1	5-1
18.	Michigan State 61, MU 49 (3/15/07)	13-3	5-2
19.	MU 77, Morgan St. 57 (12/22/06)	4-3	3-1
20.	MU 75, 12 Pittsburgh 71 (3/3/07)	13-8	2-0
21.	Syracuse 87, MU 72 (3/8/08)	8-4	5-2
22.	MU 101, Wis.-Milwaukee 51 (3/5/94)	8-3	-
23.	Charlotte 76, MU 68 (1/5/02)	2-3	2-1
24.	MU 77, 6 Pittsburgh 74 (1/21/07)	11-3	4-0
25.	Pittsburgh 68, MU 61 (3/14/08)	9-2	5-1
Totals		403-108	67-29

## Defensive Comparison (averages as of date of game)

	Points	Avg.	Diff.	FG Pct.	Avg.	Diff.
IUPUI	68	--	--	50.0	--	--
Utah Valley	55	--	--	36.4	--	--
@ Chaminade	74	61.5	+12.5	46.6	49.1	-2.5
vs. Oklahoma State	91	72.0	+19.0	52.6	48.2	+4.4
vs. 10/13 Duke	73	76.8	-3.8	45.6	49.3	-3.7
UW-Milwaukee	100	76.0	+24.0	54.1	48.6	+5.5
@ Wisconsin	81	80.0	+1.0	46.9	49.7	-2.8
Sacramento State	82	80.1	+1.9	51.9	49.3	+2.6
IPFW	80	80.4	-0.4	48.4	49.6	-1.2
Coppin State	89	80.3	+8.7	56.0	49.4	+6.6
Savannah State	77	81.2	-4.2	45.6	50.0	-4.4
Providence	96	80.8	+15.2	53.3	49.6	+3.7
@ West Virginia	64	82.1	-18.1	41.5	49.9	-8.4
Seton Hall	61	80.7	-19.1	32.8	49.3	-16.5
Notre Dame	92	79.3	+12.7	46.6	48.1	-1.5
@ Louisville	51	80.1	-29.1	30.4	48.0	-17.6
@ Connecticut	73	78.3	-5.3	40.0	46.9	-6.9
DePaul	79	78.0	+1.0	43.9	46.5	-2.6
USF	62	78.1	-16.1	38.8	46.3	-7.5
@ Cincinnati	75	77.2	-2.2	46.4	46.0	+0.4
Louisville	57	77.1	-20.1	32.0	46.0	-14.0
@ Notre Dame	83	76.1	+6.9	43.3	45.4	-2.1
@ Seton Hall	89	76.5	+12.5	42.3	45.4	-3.1
Pittsburgh	72	77.0	-5.0	49.1	45.3	+3.8
@ St. John's	73	76.8	-3.8	42.9	45.4	-2.5
Rutgers	78	76.6	+1.4	56.1	45.3	+10.8
@ Villanova	85	76.7	+8.3	50.0	45.7	+4.3
Georgetown	68	77.0	-9.0	33.9	45.9	-12.0
Florida Gulf Coast	67	76.7	-9.7	45.8	45.4	+0.4
@ Syracuse	72	76.3	-4.3	41.7	45.4	-3.7
vs. Seton Hall	67	76.2	-9.2	34.4	45.3	-10.9
vs. Notre Dame	89	75.9	+13.1	51.7	44.9	+6.8
vs. Pittsburgh	61	76.3	-15.3	31.1	45.1	-14.0
vs. Kentucky	--	75.8	--	--	44.7	--

## Marquette Against AP Ranked Teams

Rk.	Last Time	All Time	Crean Era
1.	9 MU 83, Kentucky 69 (3/29/03) *	1-6	1-1
2.	MU 94, Connecticut 79 (1/3/06)	2-10	1-1
3.	Cincinnati 67, MU 49 (1/8/00)	0-9	0-1
4.	Villanova 72, MU 67 (2/4/06)	5-9	3-2
5.	Kansas 85, MU 61 (1/28/92)	3-11	0-1
6.	24 MU 77, Pitt 74 (1/21/07)	6-14	1-1
7.	MU 74, Cincinnati 72 (3/2/96)	5-6	-
8.	Cincinnati 85 21 MU 84 (3/9/96)	2-9	-
9.	13 MU 73, Duke 62 (11/21/06)	8-7	2-2
10.	Duke 77, MU 73 (11/21/07)	5-6	0-2
11.	Georgetown 70, MU 68 (OT) (3/1/08)	7-5	1-2
12.	20 MU 75, Pittsburgh 71 (3/3/07)	3-7	1-3
13.	Pittsburgh 89, 18 MU 79 (3/8/07)	3-3	0-1
14.	25 MU 89, Notre Dame 79 (3/13/08)	6-4	2-0
15.	Arizona 48, MU 43 (12/18/04)	3-2	0-1
16.	West Virginia 104, MU 85 (1/14/06)	2-3	0-2
17.	MU 57, Georgetown 51 (2/16/06)	5-3	1-0
18.	MU 60, UAB 58 (1/19/94)	3-2	0-0
19.	MU 80, Wisconsin 65 (12/31/94)	5-3	-
20.	MU 50, Indiana 49 (11/23/01)	4-4	1-0
21.	MU 81, 21 West Virginia 63 (1/13/07)	4-1	2-0
22.	MU 72, Pittsburgh 54 (2/15/08)	3-3	2-3
23.	Georgetown 62, MU 59 (3/9/06)	3-3	0-1
24.	MU 73, Connecticut 69 (1/10/07)	2-2	2-2
25.	MU 81, Louisville 80 (3/6/04)	2-1	2-1
Totals		92-133	20-26

\* denotes NCAA Tournament game


## Specialty Stats by Game

	Paint	Off TO	2nd Ch.	Fast Brk.	Bench
IUPUI	32/16	17/14	6/6	13/5	26/1
Utah Valley	36/20	15/12	12/7	10/8	23/13
@ Chaminade	50/34	24/6	10/19	30/2	16/15
vs. Oklahoma State	30/34	30/15	22/15	21/6	32/24
vs. Duke	32/34	17/11	12/8	14/6	22/10
UW-Milwaukee	54/22	19/7	10/0	31/13	27/32
@ Wisconsin	44/30	22/15	26/18	6/2	18/16
Sacramento State	46/30	21/20	17/12	15/13	32/17
IPFW	48/32	21/14	6/9	24/14	25/20
Coppin State	38/20	25/15	18/14	17/4	19/29
Savannah State	26/22	19/9	22/9	23/8	35/19
Providence	42/28	31/15	26/8	19/18	36/17
@ West Virginia	20/16	12/15	6/15	2/0	15/16
Seton Hall	20/26	15/6	9/6	12/6	22/9
Notre Dame	38/34	29/10	17/19	20/2	26/12
@ Louisville	30/30	18/15	7/11	10/4	12/27
@ Connecticut	30/24	11/12	11/9	15/9	19/23
DePaul	44/36	17/12	11/18	27/26	19/19
USF	24/24	20/7	15/16	5/4	9/11
@ Cincinnati	40/18	15/8	6/9	6/2	24/20
Louisville	16/24	8/9	4/11	8/4	18/14
@ Notre Dame	40/24	18/10	17/13	6/7	23/27
@ Seton Hall	32/20	33/14	25/4	20/9	21/11
Pittsburgh	38/24	15/11	12/7	16/8	22/14
@ St. John's	38/20	33/14	8/7	15/2	13/22
Rutgers	46/24	28/8	2/8	35/4	18/19
@ Villanova	30/46	31/14	6/14	12/12	16/22
Georgetown	28/24	26/6	14/9	16/6	10/17
Florida Gulf Coast	28/14	19/16	8/10	21/2	13/12
@ Syracuse	22/39	9/22	10/5	10/24	18/8
vs. Seton Hall	34/30	10/6	16/5	6/6	10/8
vs. Notre Dame	32/33	13/7	8/10	11/5	20/7
vs. Pittsburgh	24/40	6/19	11/8	6/6	15/10
vs. Kentucky					

When MU is higher	19-4	24-4	13-6	22-6	18-4
When Opp. is higher	4-4	0-5	10-3	0-2	5-5
When teams are tied	1-1	0-0	1-0	2-1	1-0

# Marquette Men's Basketball Game Notes

Page 33



O

scott|CHRISTOPHERSON

Freshman | Guard | 6-3 | 200 | LaCrosse, Wis. | Aquinas HS

2007-08: Went 1-of-2 from 3-point range with three points, one assist and one steal in exhibition vs. Northern State (11/4) ... Missed first five games of the regular season after undergoing arthroscopic surgery to his right knee to repair a pre-existing injury to his meniscus ... Played seven minutes and scored two points with three rebounds in first career game vs. UW-Milwaukee (11/30) ... First collegiate basket was a jumper in the lane with 9:38 remaining in second half to give MU a 74-58 lead over Milwaukee ... Played three minutes and recorded one rebound vs. Wisconsin (12/8) ... Netted first 3-pointer of MU career in three attempts from beyond the arc vs. Sacramento State (12/15) ... Grabbed two rebounds in seven minutes of action vs. IPFW (12/17) ... Scored three points, playing a season-high 14 minutes vs. Coppin St. (12/21) ... Netted a career-high six

points on 2-of-3 shooting from the perimeter and garnered one steal vs. Savannah State (12/29) ... Recorded first career assist in BIG EAST opener vs. Providence (1/3) ... Saw action in the first half for the first time since BIG EAST play began and, in his only attempt from the field, knocked down a three-pointer vs. Cincinnati (2/2), part of a key 15-2 run ... Was perfect on his first two career free throw attempts and dished out one assist vs. Louisville (2/4) ...

### 2007-08 Statistics

	min	fg-a	3fg-a	ft-a	reb	ast	to	bk	st	pf	pts
IUJUI					DNP						
Utah Valley					DNP						
at Chaminade					DNP						
vs. Okla. St.					DNP						
vs. Duke					DNP						
UWM	7	1-2	0-1	0-0	3	0	0	0	0	3	2
at Wisconsin	3	0-0	0-0	0-0	1	0	0	0	0	2	0
Sacramento St.	7	1-3	1-3	0-0	1	0	0	0	0	1	3
IPFW	7	0-1	0-1	0-0	2	0	0	0	0	0	0
Coppin St.	14	1-4	1-3	0-0	2	0	1	0	1	1	3
Savannah St.	10	2-3	2-3	0-0	0	0	0	0	1	1	6
Providence	3	0-0	0-0	0-0	0	1	0	0	0	0	0
at WVU	1	0-0	0-0	0-0	0	0	0	0	0	1	0
Seton Hall					DNP						
Notre Dame	3	1-1	1-1	0-0	0	0	0	0	0	0	3
at Louisville					DNP						
at Connecticut	1	0-0	0-0	0-0	0	0	0	0	0	0	0
DePaul	1	0-0	0-0	0-0	0	0	0	0	0	0	0
USF					DNP						
at Cincinnati	5	1-1	1-1	0-0	0	1	3	0	0	0	0
Louisville	6	0-1	0-1	2-2	1	1	0	0	0	1	2
at Notre Dame					DNP						
at Seton Hall	2	0-0	0-0	0-0	0	0	0	0	0	2	0
Pittsburgh	3	0-0	0-0	0-0	1	0	1	0	0	1	0
at St. John's					DNP						
Rutgers	5	0-1	0-1	0-0	0	0	0	0	0	0	0
at Villanova					DNP						
Georgetown					DNP						
Florida Gulf Coast	6	1-2	0-0	0-0	1	0	2	0	0	1	2
at Syracuse	3	0-0	0-0	0-0	0	1	1	0	0	0	0
vs. Seton Hall					DNP						
vs. Notre Dame					DNP						
vs. Pittsburgh					DNP						
vs. Kentucky					DNP						

### Season & Career Highs

#### Points

Season 6, vs. Savannah St. (12/29)

Career 6, vs. Savannah St. (12/29/07)

#### Rebounds

Season 3, vs. UWM (11/30)

Career 3, vs. UWM (11/30/07)

#### Assists

Season 1, Twice

Career 1, Twice

#### Steals

Season 1, Twice

Career 1, Twice

#### Blocked Shots

Season --

Career --

#### Field Goals

Season 2, vs. Savannah St. (12/29)

Career 2, vs. Savannah St. (12/29/07)

#### Field Goal Attempts

Season 4, vs. Coppin St. (12/21)

Career 4, vs. Coppin St. (12/21/07)

#### Free Throws

Season 2, vs. Louisville (2/4)

Career 2, vs. Louisville (2/4/08)

#### Free Throw Attempts

Season 2, vs. Louisville (2/4)

Career 2, vs. Louisville 2/4/08)

#### 3-Point Field Goals

Season 2, vs. Savannah St. (12/29)

Career 2, vs. Savannah St. (12/29/07)

#### 3-Point Field Goal Attempts

Season 3, Three times

Career 3, Three times

### Christopherson's Career Stats

Year	GP	GS	Min	Avg	FG-FGA	Pct	3FG-FGA	Pct	FT-FTA	Pct	Off	Def	Tot	Avg	PF	FO	Ast	TO	Blk	Stl	Pts	Avg
2007-08	18	0	87	4.8	8-19	42.1	6-15	40.0	2-2	1.000	0	12	12	0.7	15	0	3	6	0	2	24	1.3

# Marquette Men's Basketball Game Notes



1



## dominic JAMES

Junior | Guard | 5-11 | 185 | Richmond, Ind. | Richmond HS

2007-08: One of 16 finalists for Bob Cousy Award ... All-BIG EAST Second Team ... NABC District 11 First Team ... USBWA All-District V Team ... Rivals.com All-BIG EAST Second Team ... One of four MU players to score in double figures with 12 points in vs. IUPUI (11/10) and had a team-high four steals ... Became 38th player all-time at MU and first since Steve Novak in 2005-06 to reach 1,000 career points with first basket in second half vs. Utah Valley (11/12) and led MU with 13 points ... Totaled 11 points vs. Chaminade (11/19) ... Scored 18 points, including 12 in the first half, knocked down four 3-pointers and dished out five assists vs. Oklahoma State (11/20) ... Scored 12 points and had a season-high six rebounds vs. Duke (11/21) ... Named to Maui Invitational All-

Tournament team ... Scored 22 points on 10-of-15 shooting, including four steals and five assists vs. UW-Milwaukee (11/30) ... Dished out six assists, scored game-high 20 points and drained 100th 3-pointer of his career vs. Wisconsin (12/8) ... Named BIG EAST Player of the Week for third time in his career (12/10) ... Notched a game-high 17 points while shooting 7-of-13 from the field and distributed six assists vs. IPFW (12/17) ... Dished out eight assists and matched teammate Jerel McNeal with a game-high 18 points vs. Coppin St. (12/21) ... Matched a game high with 12 points vs. Savannah State (12/29) ... Scored a game-high 21 points and boasted six assists vs. Providence (1/3) ... Played 35 minutes and scored 10 points vs. West Virginia (1/6) ... Scored 13 points and grabbed five rebounds vs. Seton Hall (1/8) ... Notched 13 of his 16 points in the second half vs. Notre Dame (1/12) and finished with a game-high seven assists and four steals ... Posted a team-high 19 points on 7-of-11 shooting from field vs. DePaul (1/26) ... Missed first start of career vs. Louisville (2/4) due to illness, but was able to contribute eight points and four rebounds off the bench ... Scored a game-high 23 points on 10-of-16 shooting from the field, including a trio of 3-pointers vs. Notre Dame (2/8) ... Dished out a team season-high and individual career-high with 12 assists vs. Pittsburgh (2/15) without a turnover, including five rebounds ... Contributed 19 points and shot 9-of-9 from the free throw line vs. St. John's (2/20) ... Scored 13 points with six assists vs. Rutgers (2/23) ... Established an MU single-game season high of 25 points on 9-of-13 shooting, including a career-high five 3-pointers and six steals vs. Villanova (2/25) ... Tallied 15 points vs.

Georgetown (3/1) ... Recorded 11 points and three steals vs. Florida Gulf Coast (3/4) ... Scored 11 points and added five rebounds, four steals and a career-high two blocks vs. Seton Hall (3/12) ... Registered 10 points, six rebounds and six assists vs. Notre Dame (3/13) ...

### Season & Career Highs

Points	
Season	25, vs. Villanova (2/25)
Career	29, at DePaul (1/17/06)
Rebounds	
Season	6, Twice
Career	11, at Louisville (3/1/06)
Assists	
Season	12, vs. Pittsburgh (2/15/08)
Career	12, vs. Pittsburgh (2/15/08)
Steals	
Season	6, vs. Villanova (2/25)
Career	6, vs. Villanova (2/25/08)
Blocked Shots	
Season	2, vs. Seton Hall (3/12)
Career	2, vs. Seton Hall (3/12/08)
Field Goals	
Season	10, Twice
Career	11, at DePaul (1/17/06)
Field Goal Attempts	
Season	16, Four times
Career	21, at Nebraska (11/30/05)
Free Throws	
Season	9, vs. St. John's (2/20)
Career	11, at Valparaiso (11/27/06)
Free Throw Attempts	
Season	9, vs. St. John's (2/20)
Career	13, at Valparaiso (11/27/06)
3-Point Field Goals	
Season	5, vs. Villanova (2/25)
Career	5, vs. Villanova (2/25/08)
3-Point Field Goal Attempts	
Season	8, vs. Villanova (2/25)
Career	14, at Nebraska (11/30/05)

### 2007-08 Statistics

	min	fg-a	3fg-a	ft-a	reb	ast	to	blk	st	pf	pts
IUPUI*	31	3-7	0-3	6-7	1	3	2	1	4	2	12
Utah Valley*	31	4-11	2-4	3-4	0	1	0	0	2	2	13
at Chaminade*	28	4-12	0-4	3-4	0	2	0	0	3	1	11
vs. Okla. St.*	27	5-11	4-6	4-4	1	5	4	1	2	1	18
vs. Duke*	27	4-16	0-3	4-6	6	3	2	0	1	4	12
UWM*	29	10-15	2-5	0-0	4	5	2	0	4	1	22
at Wisconsin*	34	7-15	1-4	5-8	5	6	3	0	2	3	20
Sacramento St.*	27	3-11	1-4	1-2	2	4	3	0	1	2	8
IPFW*	29	7-13	2-2	1-4	3	6	4	0	2	1	17
Coppin St.*	31	6-10	3-6	3-4	4	8	4	0	3	0	18
Savannah St.*	28	4-12	1-3	3-5	3	3	2	0	1	1	12
Providence*	28	6-11	4-6	5-6	3	6	0	0	1	2	21
at WVU*	35	4-12	2-6	0-0	5	5	0	0	1	3	10
Seton Hall*	29	4-12	1-5	4-6	5	3	3	1	1	2	13
Notre Dame*	24	6-15	3-6	1-1	3	7	3	0	4	2	16
at Louisville*	29	1-5	0-3	1-2	5	1	0	0	1	2	3
at Connecticut*	29	4-10	0-1	1-3	2	3	1	0	0	4	9
DePaul*	30	7-11	1-2	4-5	2	3	3	0	1	3	19
USF*	19	1-7	0-2	1-6	0	4	0	0	1	1	3
at Cincinnati*	34	2-9	0-5	4-6	4	4	3	0	0	4	8
Louisville	18	3-9	1-5	1-2	4	0	3	0	0	4	8
at Notre Dame*	32	10-16	3-6	0-0	1	6	1	1	1	1	23
at Seton Hall*	32	2-9	1-4	4-7	2	6	2	1	3	4	9
Pittsburgh*	31	2-11	0-6	0-0	5	12	0	0	0	2	4
at St. John's*	36	5-16	0-3	9-9	1	4	1	0	0	4	19
Rutgers*	29	5-9	1-3	2-2	0	6	5	0	0	1	13
at Villanova*	33	9-13	5-8	2-2	3	4	5	0	6	2	25
Georgetown*	38	6-11	1-3	2-6	2	1	3	0	2	3	15
Florida Gulf Coast*	30	4-10	1-5	2-3	2	4	5	0	3	3	11
at Syracuse*	33	3-12	1-5	0-0	1	5	5	0	3	2	7
vs. Seton Hall*	34	4-8	1-3	2-6	5	2	2	2	4	2	11
vs. Notre Dame*	33	4-9	2-4	0-0	6	6	1	0	2	3	10
vs. Pittsburgh*	35	3-16	0-4	2-2	3	3	0	0	1	1	8
vs. Kentucky											


### James' Career Stats

Year	GP	GS	Min	Avg	FG-FGA	Pct	3FG-FGA	Pct	FT-FTA	Pct	Off	Def	Tot	Avg	PF	FO	Ast	TO	Blk	Stl	Pts	Avg
2005-06	31	31	1,006	32.5	174-404	43.1	41-136	30.1	84-131	64.1	24	116	140	4.5	74	2	167	87	12	50	473	15.3
2006-07	34	34	1,130	33.2	171-445	38.4	50-184	27.2	114-175	65.1	20	84	104	3.1	72	0	167	89	5	64	506	14.9
2007-08	33	32	993	30.1	152-374	40.6	44-139	31.7	80-122	65.6	39	59	88	2.7	73	0	141	72	7	60	428	13.0
<b>TOTAL</b>	<b>97</b>	<b>96</b>	<b>3,095</b>	<b>31.9</b>	<b>493-1215</b>	<b>40.6</b>	<b>134-456</b>	<b>29.4</b>	<b>276-422</b>	<b>65.4</b>	<b>71</b>	<b>256</b>	<b>327</b>	<b>3.4</b>	<b>217</b>	<b>2</b>	<b>473</b>	<b>246</b>	<b>22</b>	<b>173</b>	<b>1,396</b>	<b>14.4</b>

# Marquette Men's Basketball Game Notes



2



maurice|ACKER

Sophomore | Guard | 5-8 | 165 | Hazelcrest, Ill. | Hillcrest HS/Ball State

2007-08: Played 12 minutes in season opener vs. IUPUI (11/10), making his MU debut ... First basket as a Golden Eagle was a 3-pointer to give MU a 23-17 first-half lead over IUPUI ... Played nine minutes vs. Utah Valley (11/12), tallying two assists, one steal and a rebound ... Recorded one rebound and one assist in eight minutes vs. Chaminade (11/19) ... Scored a season-high seven points on 3-of-6 shooting and recorded two assists and two rebounds vs. Oklahoma State (11/20) ... Had three assists and a season-high two steals while scoring five points in 14 minutes vs. Duke (11/21) ... Added five points and two assists vs. UW-Milwaukee (11/30) ... Contributed six points on 2-of-3 shooting, including a pair of 3-pointers, in addition to two assists and two steals in 12 minutes vs. Wisconsin (12/8) ... Tallied 10 points with three field goals, including a 3-

pointer, in 17 minutes of action vs. Sacramento State (12/15) ... Played 21 minutes vs. IPFW (12/17) and collected a season-best four rebounds and three steals ... Posted seven points and a four assists vs. Coppin St. (12/21) ... Scored five points and recorded a pair of steals in 12 minutes vs. Savannah State (12/29) ... Shot 2-of-2 from outside the arc and scored eight points vs. Providence (1/3) ... Netted both attempts from the foul line and finished with two assists in 12 minutes vs. West Virginia (1/6) ... Played a season-high 28 minutes before fouling out vs. Seton Hall (1/8), and posted a game-high and season-best six assists ... Led all reserves with five assists vs. Notre Dame (1/12) ... Led all MU reserves with six points vs. Louisville (1/17) ... Scored all nine points in second half and dished out five assists without a turnover vs. Connecticut (1/20) ... Made first start as a Golden Eagle vs. Louisville (2/4) and scored eight points with a team-high four assists ... Shot 2-of-4 from the field and scored four points in eight minutes at Seton Hall (2/12) ... Scored 12 of MU's 16 bench points on 3-of-5 shooting from the field, including a pair of 3-pointers, and 4-of-4 shooting from the free throw line vs. Villanova (2/25) ... Shot 3-of-3 from the field, including a 3-pointer, vs. Syracuse (3/8) ... Shot 4-of-6, including a pair of 3-pointers, to finish with 11 points vs. Notre Dame (3/13) ...

### 2007-08 Statistics

	min	fg-a	3fg-a	ft-a	reb	ast	to	blk	st	pf	pts
IUPUI	12	1-2	1-2	0-1	1	1	1	0	0	1	3
Utah Valley	9	0-1	0-1	0-0	1	2	2	0	1	2	0
at Chaminade	8	0-2	0-2	0-0	1	1	1	0	0	1	0
vs. Okla. St.	16	3-6	1-2	0-0	2	2	2	0	0	3	7
vs. Duke	14	2-3	1-1	0-0	1	3	2	0	2	1	5
UWM	13	1-6	0-3	3-4	1	2	1	0	0	1	5
at Wisconsin	12	2-3	2-2	0-0	0	2	1	0	2	1	6
Sacramento St.	17	3-6	1-2	3-6	0	2	0	0	1	2	10
IPFW	21	3-7	1-3	0-0	4	2	2	0	3	3	7
Coppin St.	18	3-5	1-3	0-0	1	4	1	0	1	2	7
Savannah St.	12	2-4	1-1	0-0	0	1	2	0	2	0	5
Providence	11	3-4	2-2	0-0	2	0	2	0	1	4	8
at WVU	12	0-2	0-2	2-2	0	2	1	0	0	2	2
Seton Hall	28	1-5	1-3	2-2	3	6	1	1	1	5	5
Notre Dame	14	1-4	0-2	0-0	1	5	2	0	1	3	2
at Louisville	18	2-7	0-3	2-2	1	0	1	0	2	0	6
at Connecticut	18	3-7	2-3	1-2	0	5	0	0	0	3	9
DePaul	17	1-2	1-2	0-0	2	2	1	0	1	0	3
USF	22	0-3	0-1	2-2	1	1	0	0	1	2	2
at Cincinnati	11	0-0	0-0	2-2	0	2	1	0	1	1	2
Louisville*	22	2-5	2-4	2-2	3	4	0	0	1	2	8
at Notre Dame	2	0-0	0-0	0-0	0	0	0	0	0	0	0
at Seton Hall	8	2-4	0-1	0-0	0	0	2	0	0	2	4
Pittsburgh	5	1-2	0-0	2-2	0	1	2	0	1	1	4
at St. John's	2	0-0	0-0	0-0	0	0	0	1	0	0	0
Rutgers	9	1-1	0-0	0-0	2	3	0	0	1	1	2
at Villanova	13	3-5	2-4	4-4	2	0	0	0	1	2	12
Georgetown	7	0-1	0-0	0-0	0	0	0	0	1	1	0
Florida Gulf Coast	8	1-2	1-1	0-0	0	1	1	0	0	0	3
at Syracuse	6	3-3	1-1	0-0	1	1	1	0	0	2	7
vs. Seton Hall	20	2-3	1-2	0-0	2	2	0	0	1	1	5
vs. Notre Dame	20	4-6	2-4	1-2	0	3	2	0	1	1	11
vs. Pittsburgh	14	1-4	1-2	0-0	0	0	3	0	0	2	3
vs. Kentucky											

### Season & Career Highs

Points	
Season	12, vs. Villanova (2/25)
Career	12, vs. Villanova (2/25/08)
Rebounds	
Season	4, vs. IPFW (12/17)
Career	4, vs. IPFW (12/17/07)
Assists	
Season	6, vs. Seton Hall (1/8)
Career	6, vs. Seton Hall (1/8/08)
Steals	
Season	3, vs. IPFW (12/17)
Career	3, vs. IPFW (12/17/07)
Blocked Shots	
Season	1, vs. Seton Hall (1/8)
Career	1, vs. Seton Hall (1/8/08)
Field Goals	
Season	4, vs. Notre Dame (3/13)
Career	4, vs. Notre Dame (3/13/08)
Field Goal Attempts	
Season	7, Three times
Career	7, Three times
Free Throws	
Season	4, vs. Villanova (2/25)
Career	4, vs. Villanova (2/25/08)
Free Throw Attempts	
Season	6, vs. Sacramento St. (12/15)
Career	6, vs. Sacramento St. (12/15/07)
3-Point Field Goals	
Season	2, Six times
Career	2, Six times
3-Point Field Goal Attempts	
Season	4, Three times
Career	4, Three times

### Acker's Career Stats

Year	GP	GS	Min	Avg	FG-FGA	Pct	3FG-FGA	Pct	FT-FTA	Pct	Off	Def	Tot	Avg	PF	FO	Ast	TO	Blk	Stl	Pts	Avg
2007-08	33	1	439	13.3	51-115	44.3	25-59	42.4	26-33	78.8	5	27	32	1.0	52	1	60	36	1	27	153	4.6

# Marquette Men's Basketball Game Notes



4



patrick HAZEL

Freshman | Forward | 6-7 | 220 | Queens, N.Y. | Blair Academy

2007-08: Did not play in first three games of regular season ... Pulled down three rebounds in six minutes of action in exhibition vs. Northern State (11/4) ... Grabbed three rebounds in four minutes in collegiate debut vs. Oklahoma State (11/20) ... Recorded his first career basket and blocked shot vs. UW-Milwaukee (11/30) ... Tallied one defensive rebound in three minutes of action vs. Sacramento State (12/15) ... Went 1-of-1 from the field and 1-of-1 from the foul line to score three points in addition to collecting a defensive rebound vs. IPFW (12/17) ... Recorded a career-high two blocked shots in just seven minutes on the floor vs. Coppin St. (12/21) ... Grabbed one defensive rebound in six minutes vs. Savannah State (12/29) ... Made only shot attempt from the field vs. Providence (1/3) ... Played three minutes at Seton Hall (2/12) and was cred-

ited with three defensive rebounds and an assist ... Tallied one defensive rebound in two minutes in win vs. Pittsburgh (2/15) ... Collected two defensive rebounds in two minutes of action vs. Rutgers (2/23) ...

### 2007-08 Statistics

	min	fg-a	3fg-a	ft-a	reb	ast	to	bk	st	pf	pts
IUPUI					DNP						
Utah Valley					DNP						
at Chaminade					DNP						
vs. Okla. St.	4	0-0	0-0	0-0	3	0	0	0	0	0	0
vs. Duke					DNP						
UWM	9	1-1	0-0	0-0	2	0	0	1	0	1	2
at Wisconsin					DNP						
Sacramento St.	3	0-0	0-0	0-0	1	0	0	0	0	0	0
IPFW	3	1-1	0-0	1-1	1	0	0	0	0	0	3
Coppin St.	7	0-0	0-0	0-0	2	0	0	2	0	1	0
Savannah St.	6	0-0	0-0	0-1	1	0	0	0	0	1	0
Providence	2	1-1	0-0	0-0	0	0	1	0	0	1	2
at WVU					DNP						
Seton Hall					DNP						
Notre Dame	3	0-1	0-0	0-0	0	0	0	0	0	0	0
at Louisville					DNP						
at Connecticut	2	0-0	0-0	0-0	0	0	0	0	0	0	0
DePaul					DNP						
USF					DNP						
at Cincinnati					DNP						
Louisville					DNP						
at Notre Dame					DNP						
at Seton Hall	3	0-0	0-0	0-0	3	1	0	0	0	1	0
Pittsburgh	2	0-0	0-0	0-0	1	0	0	0	0	0	0
at St. John's	1	0-0	0-0	0-0	0	0	0	0	0	0	0
Rutgers	2	0-0	0-0	0-0	2	1	0	1	0	0	0
at Villanova					DNP						
Georgetown					DNP						
Florida Gulf Coast	2	0-0	0-0	0-0	0	0	0	1	0	0	0
at Syracuse					DNP						
vs. Seton Hall					DNP						
vs. Notre Dame					DNP						
vs. Pittsburgh					DNP						
vs. Kentucky					DNP						

### Season & Career Highs

#### Points

Season 3, vs. IPFW (12/17)

Career 3, vs. IPFW (12/17/07)

#### Rebounds

Season 3, Twice

Career 3, Twice

#### Assists

Season 1, vs. Seton Hall (2/12)

Career 1, vs. Seton Hall (2/12/08)

#### Steals

Season --

Career --

#### Blocked Shots

Season 2, vs. Coppin St. (12/21)

Career 2, vs. Coppin St. (12/21/07)

#### Field Goals

Season 1, Three times

Career 1, Three times

#### Field Goal Attempts

Season 1, Four times

Career 1, Four times

#### Free Throws

Season 1, vs. IPFW (12/17)

Career 1, vs. IPFW (12/17/07)

#### Free Throw Attempts

Season 1, Twice

Career 1, Twice

#### 3-Point Field Goals

Season --

Career --

#### 3-Point Field Goal Attempts

Season --

Career --


### Hazel's Career Stats

Year	GP	GS	Min	Avg	FG-FGA	Pct	3FG-FGA	Pct	FT-FTA	Pct	Off	Def	Tot	Avg	PF	FO	Ast	TO	Blk	Stl	Pts	Avg
2007-08	14	0	48	3.4	3-4	75.0	0-0	00.0	1-2	50.0	0	16	16	1.1	5	0	2	1	5	0	7	0.5

# Marquette Men's Basketball Game Notes



5



dan | FITZGERALD

Senior | Forward | 6-9 | 220 | St. Paul, Minn. | St. Thomas HS/Tulane

2007-08: Scored six points and had two rebounds, one assist and one steal in 19 minutes vs. IUPUI (11/10) in season opener ... Recorded a season-high five rebounds and tallied two points and two assists in 18 minutes vs. Utah Valley (11/12) ... Came off bench and saw 15 minutes of action in first game of Maui Invitational vs. Chaminade (11/19) ... Tallied 10 points and went 3-of-4 from beyond 3-point arc vs. Oklahoma State (11/20) ... Connected on a pair of 3-pointers in as many attempts to lead all bench players in scoring with six points vs. Duke (11/21), along with teammate David Cubillan ... Shooting 83.3 percent (5-of-6) from beyond the arc in his last three games played ... Missed five games due to a wrist injury ... Led all reserves with

a season-high 11 points, including 3-of-5 shooting from beyond the arc, and tallied four rebounds and matched a career high with four steals in first game back vs. Savannah State (12/29) ... Scored three points in 13 minutes vs. Providence (1/3) in BIG EAST opener ... Tallied a season-high 12 points and 3-pointers vs. Seton Hall (1/8), including a 3-pointer with nine seconds remaining to help seal the win ... Went a perfect 2-of-2 from the foul line and posted two rebounds in 12 minutes vs. Louisville ... Drained a trio of 3-pointers and scored nine points before fouling out vs. Connecticut (1/20), making his third start of the season and first since Utah Valley (11/12) ... Garnered a game-high three steals and recorded six points and three rebounds vs. Notre Dame (2/8) ... Knocked down a three-pointer in the first half and secured four rebounds at Seton Hall (2/12) ... Scored five points and added two steals and two assists vs. Pittsburgh (2/15) ... Knocked down 3-of-6 shots from the field and finished with seven points and two steals vs. Notre Dame (3/13) ...

	min	fg-a	3fg-a	ft-a	reb	ast	to	blk	st	pf	pts
IUPUI*	19	2-5	2-5	0-0	2	1	1	0	1	2	6
Utah Valley*	18	1-4	1-4	2-2	5	2	0	0	0	0	5
at Chaminade	15	0-0	0-0	0-0	1	0	1	0	0	3	0
vs. Okla. St.	10	3-4	3-4	1-2	3	0	0	0	1	2	10
vs. Duke	15	2-2	2-2	0-0	0	0	0	0	0	4	6
UWM											DNP
at Wisconsin											DNP
Sacramento St.											DNP
IPFW											DNP
Coppin St.											DNP
Savannah St.	16	3-5	3-5	2-2	4	1	1	0	4	1	11
Providence	13	1-4	1-4	0-0	1	0	0	0	1	3	3
at WVU	16	1-3	0-0	0-0	1	0	0	0	0	2	2
Seton Hall	18	4-9	4-9	0-0	0	0	1	0	1	2	12
Notre Dame	15	0-1	0-1	0-0	2	1	0	0	1	1	0
at Louisville	12	0-2	0-1	2-2	2	0	0	0	0	1	2
at Connecticut*	18	3-6	3-6	0-0	3	0	2	0	0	5	9
DePaul*	21	1-6	0-4	0-0	4	1	0	0	1	2	2
USF	10	1-3	0-1	0-0	1	0	0	0	1	2	2
at Cincinnati	7	0-3	0-3	0-0	2	0	0	0	0	0	0
Louisville	5	0-0	0-0	0-0	0	0	1	0	0	2	0
at Notre Dame	12	2-3	1-2	1-1	3	0	0	0	3	3	6
at Seton Hall	12	1-2	1-2	0-0	4	0	1	0	0	4	3
Pittsburgh	21	2-6	1-5	0-2	2	2	0	0	2	1	5
at St. John's	19	2-3	1-2	0-0	1	0	1	0	1	4	5
Rutgers	17	1-3	1-3	0-0	3	0	0	0	0	1	3
at Villanova	8	0-0	0-0	0-0	1	1	0	0	0	1	0
Georgetown	14	1-2	1-2	0-0	1	0	0	0	0	0	3
Florida Gulf Coast	21	1-4	1-4	0-0	3	1	1	0	1	0	3
at Syracuse	20	2-8	2-7	0-0	4	0	0	0	1	1	6
vs. Seton Hall	8	0-0	0-0	0-0	0	0	1	0	0	1	0
vs. Notre Dame	15	3-6	1-4	0-0	1	1	0	0	2	0	7
vs. Pittsburgh	7	1-1	1-1	0-0	1	0	3	0	0	2	3
vs. Kentucky											

## Season & Career Highs

Points	
Season	12, vs. Seton Hall (1/8)
Career	20, Twice
Rebounds	
Season	5, vs. Utah Valley (11/12)
Career	8, vs. Rice (11/18/05)
Assists	
Season	2, Twice
Career	8, vs. Rice (11/18/05)
Steals	
Season	4, vs. Savannah St. (12/29)
Career	4, Twice
Blocked Shots	
Season	—
Career	2, vs. Pittsburgh (1/28/06)
Field Goals	
Season	4, vs. Seton Hall (1/8)
Career	6, Three times
Field Goal Attempts	
Season	9, vs. Seton Hall (1/8)
Career	10, Twice
Free Throws	
Season	2, Three times
Career	5, vs. Oral Roberts (11/25/05)
Free Throw Attempts	
Season	2, Four times
Career	6, vs. Oral Roberts (11/25/05)
3-Point Field Goals	
Season	4, vs. Seton Hall (1/8)
Career	6, vs. DePaul (1/25/06)
3-Point Field Goal Attempts	
Season	9, vs. Seton Hall (1/8)
Career	10, Twice

## Fitzgerald's Career Stats

Year	GP	GS	Min	Avg	FG-FGA	Pct	3FG-FGA	Pct	FT-FTA	Pct	Off	Def	Tot	Avg	PF	FO	Ast	TO	Blk	Stl	Pts	Avg
2005-06	31	2	617	19.9	56-117	47.9	30-74	40.5	21-29	72.4	24	51	75	2.4	78	4	51	57	6	20	163	5.3
2006-07	34	11	738	21.7	84-174	48.3	52-123	42.3	32-42	76.2	46	86	132	3.9	98	6	24	35	4	15	252	7.4
2007-08	28	4	402	14.4	38-95	40.0	30-81	37.0	8-11	72.7	20	35	55	2.0	51	1	11	14	0	21	114	4.1
<b>TOTAL</b>	<b>93</b>	<b>18</b>	<b>1,757</b>	<b>18.9</b>	<b>178-386</b>	<b>46.1</b>	<b>112-278</b>	<b>40.3</b>	<b>61-82</b>	<b>74.4</b>	<b>90</b>	<b>172</b>	<b>262</b>	<b>2.8</b>	<b>226</b>	<b>11</b>	<b>86</b>	<b>106</b>	<b>10</b>	<b>56</b>	<b>529</b>	<b>5.7</b>

# Marquette Men's Basketball Game Notes



10



david|CUBILLAN

Sophomore | Guard | 6-0 | 175 | Maracaibo, Venezuela | St. Benedict's Prep

2007-08: Played 23 minutes and scored nine points off the bench in season opener vs. IUPUI (11/10) ... Combined with Lazar Hayward to score all of MU's 23 bench points vs. Utah Valley (11/12), with 12 points on 4-of-8 shooting and a pair of 3-pointers ... Tied career high with three steals and scored 11 points, all in the first half, in 24 minutes vs. Chaminade (11/19) ... Contributed 10 points on 4-of-5 shooting from field, including 2-of-2 from perimeter vs. Oklahoma State (11/20) ... Shot 2-for-4 from perimeter and contributed six points, two assists and one steal vs. Duke (11/21) ... Matched a season high with 12 points on 5-of-9 shooting from field and dished out a career-high six assists in addition to four rebounds vs. UW-Milwaukee (11/30) ... Scored five points and

recorded three assists, two steals and first block of the season vs. Sacramento State (12/15) ... Shot 4-of-9 from the field, including 3-of-8 from the perimeter, matching a career high for attempts and establishing a career high for 3-pointers made while scoring 11 points vs. IPFW (12/17) ... Did not play vs. Coppin St. (12/21) due to injury (ankle) ... Scored five points in 14 minutes vs. Savannah State (12/29) ... Picked up two steals in BIG EAST opener vs. Providence (1/3) ... Scored five points, including a 3-pointer in the first half to give MU its first lead of the game, 28-27, in a loss at West Virginia (1/6) ... Scored in double figures for the first time since returning from an ankle injury with 11 points to lead all reserves vs. Notre Dame (1/12), including three 3-pointers to match a season-high ... Recorded eight points on 3-of-3 shooting, including a pair of 3-pointers vs. Connecticut (1/20) ... Matched a career high with three steals, in addition to a game-high five assists while leading MU reserves with nine points vs. DePaul (1/26) ... Dropped in 11 points on 4-of-8 shooting, including a trio of 3-pointers vs. Notre Dame (2/8) ... Converted on all four attempts from the free throw line and went 2-of-4 from 3-point range, adding 10 points in the win at Seton Hall (2/12) ... Shot 3-of-5 from 3-point range and netted 13 points vs. Pittsburgh (2/15) ... Knocked down a pair of 3-pointers and led the MU bench in scoring with six points vs. Rutgers (2/23) ... Grabbed four rebounds, matching a season high, vs. Pittsburgh (3/14) ...

## Season & Career Highs

### Points

Season	12, Twice
Career	20, vs. Pittsburgh (3/3/07)

### Rebounds

Season	4, Twice
Career	5, Twice

### Assists

Season	6, vs. UWM (11/30)
Career	6, vs. UWM (11/30/07)

### Steals

Season	3, Twice
Career	3, Three times

### Blocked Shots

Season	1, Three times
Career	2, vs. Hillsdale (11/10/06)

### Field Goals

Season	5, vs. UWM (11/30)
Career	5, Twice

### Field Goal Attempts

Season	9, Three times
Career	9, Three times

### Free Throws

Season	4, vs. Seton Hall (2/12)
Career	8, vs. Pittsburgh (3/3/07)

### Free Throw Attempts

Season	5, vs. Sacramento St. (12/15)
Career	8, vs. Pittsburgh (3/3/07)

### 3-Point Field Goals

Season	3, Three times
Career	4, Twice

### 3-Point Field Goal Attempts

Season	8, Twice
Career	8, Three times

## 2007-08 Statistics

	min	fg-a	3fg-a	ft-a	reb	ast	to	bk	st	pf	pts
IUPUI	23	3-9	2-8	1-1	1	3	1	0	2	9	
Utah Valley	19	4-8	2-6	2-2	1	2	0	0	2	12	
at Chaminade	24	3-8	2-6	3-3	1	2	1	0	3	11	
vs. Okla. St.	23	4-5	2-2	0-0	2	1	2	0	0	10	
vs. Duke	21	2-4	2-4	0-0	1	2	0	0	1	6	
UWM	26	5-9	2-6	0-0	4	6	1	0	0	12	
at Wisconsin	20	1-5	1-4	0-0	1	2	0	0	1	3	
Sacramento St.	23	1-4	0-2	3-5	2	3	1	1	2	5	
IPFW	18	4-9	3-8	0-0	3	1	3	0	0	11	
Coppin St.				DNP							
Savannah St.	14	2-4	1-2	0-0	1	2	1	0	0	5	
Providence	22	1-4	0-3	0-0	1	1	0	0	2	1	
at WVU	20	2-6	1-4	0-0	2	2	2	0	0	4	
Seton Hall	10	1-4	1-4	0-0	0	0	0	0	0	1	
Notre Dame	15	4-7	3-5	0-0	2	2	1	0	1	11	
at Louisville	14	0-1	0-1	0-0	0	0	0	0	0	3	
at Connecticut	16	3-3	2-2	0-0	2	1	1	0	1	8	
DePaul	26	3-6	2-4	1-1	3	5	1	1	3	9	
USF	21	1-3	1-2	0-0	1	2	2	0	1	2	
at Cincinnati	7	0-2	0-2	0-0	0	0	0	0	0	0	
Louisville	19	0-3	0-3	0-0	2	2	0	1	0	1	
at Notre Dame	20	4-8	3-6	0-0	0	1	0	0	0	2	
at Seton Hall	20	2-8	2-4	4-4	1	0	0	0	1	10	
Pittsburgh	23	4-7	3-5	2-2	2	1	0	0	0	2	
at St. John's	24	1-5	1-4	0-0	2	3	2	0	2	3	
Rutgers	16	2-5	2-4	0-0	0	2	2	0	0	1	
at Villanova	16	1-3	0-2	0-0	1	0	1	0	2	1	
Georgetown	17	0-1	0-1	0-0	2	3	0	0	0	1	
Florida Gulf Coast	15	0-1	0-1	0-0	0	1	1	0	1	0	
at Syracuse	11	0-1	0-1	0-0	0	1	0	0	0	0	
vs. Seton Hall	4	0-3	0-1	0-0	2	0	0	0	0	1	
vs. Notre Dame	9	0-2	0-2	0-0	0	1	1	0	0	0	
vs. Pittsburgh	20	1-7	1-5	1-2	4	1	0	0	0	1	
vs. Kentucky											

## Cubillan's Career Stats

Year	GP	GS	Min	Avg	FG-FGA	Pct	3FG-FGA	Pct	FT-FTA	Pct	Off	Def	Tot	Avg	PF	FO	Ast	TO	Blk	Stl	Pts	Avg
2006-07	34	1	721	21.2	55-145	37.9	48-113	42.5	29-38	76.3	11	53	64	1.9	48	0	55	25	3	22	187	5.5
2007-08	32	0	576	18.0	59-155	38.1	39-114	34.2	17-21	81.0	17	27	44	1.4	32	0	53	24	3	23	174	5.4
<b>TOTAL</b>	<b>66</b>	<b>1</b>	<b>1,297</b>	<b>19.7</b>	<b>114-300</b>	<b>38.0</b>	<b>87-227</b>	<b>38.3</b>	<b>46-59</b>	<b>78.0</b>	<b>28</b>	<b>80</b>	<b>108</b>	<b>1.6</b>	<b>80</b>	<b>0</b>	<b>108</b>	<b>49</b>	<b>6</b>	<b>55</b>	<b>361</b>	<b>5.5</b>

# Marquette Men's Basketball Game Notes



12



**dwight|BURKE**

Junior | Forward | 6-8 | 250 | Brooklyn, N.Y. | St. Benedict's Prep

2007-08: Earned first-career start in season opening win vs. IUPUI (11/10) and contributed two points in 16 minutes ... Scored career-high 12 points, including 10 in the first half, and tallied eight rebounds while shooting 5-of-6 from the field vs. Utah Valley (11/12) ... Shot 2-of-3 with four points and four rebounds in 12 minutes vs. Chaminade (11/19) ... Established a career high with three steals and recorded one blocked shot in 18 minutes vs. Oklahoma State (11/20) ... Played 11 minutes vs. Duke (11/21) and scored two points with two rebounds ... Contributed seven points, netting all three of his field goal attempts, and grabbed three rebounds vs. UW-Milwaukee (11/30/07) ... Shot 4-of-5 from the field and 4-for-5 from the charity stripe to match career highs and recorded 12 points and two

blocks, including a career-high nine rebounds vs. Wisconsin (12/8) ... Tied a career mark with three steals while posting five points, five rebounds and one block vs. Sacramento State (12/15) ... Tallied two points and two rebounds in 12 minutes vs. IPFW (12/17) ... Played eight minutes vs. Coppin St. (12/21), collecting two rebounds, a blocked shot and a pair of free throws ... Recorded five rebounds, including two offensive boards vs. Savannah State (12/29) ... Recorded one block and a pair of rebounds vs. Providence (1/3) ... Grabbed three rebounds and recorded one assist vs. West Virginia (1/6) ... Matched a career high with two assists and grabbed four rebounds, all on the offensive glass vs. Notre Dame (1/12) ... Registered five points and four rebounds, including three offensive boards, vs. USF (1/29) ... Grabbed three rebounds and was 1-of-1 shooting from the field in four minutes of action at Seton Hall (2/12) ... Ignited the Bradley Center crowd with a put-back dunk with 31 seconds remaining in regulation to give MU a two-point lead over Georgetown (3/1) and finished with five points and four rebounds ... Grabbed a career-high 10 rebounds, including five on the offensive glass and seven boards in the first half, vs. Pittsburgh (3/14) ...

### 2007-08 Statistics

	min	fg-a	3fg-a	ft-a	reb	ast	to	bk	st	pf	pts
IUPUI*	16	1-2	0-0	0-0	2	0	0	0	2	2	
Utah Valley*	24	5-6	0-0	2-2	8	0	1	0	0	3	12
at Chaminade*	12	2-3	0-0	0-0	4	0	1	0	0	3	4
vs. Okla. St.*	18	0-1	0-0	1-2	1	0	3	1	3	3	1
vs. Duke*	11	1-3	0-0	0-1	2	0	0	0	0	2	2
UWM*	18	3-3	0-0	1-4	3	1	1	1	0	1	7
at Wisconsin*	17	4-5	0-0	4-5	9	0	1	2	0	1	12
Sacramento St.*	15	2-2	0-0	1-4	5	0	1	1	3	3	5
IPFW*	12	1-1	0-0	0-0	2	0	1	0	0	4	2
Coppin St.	8	0-1	0-0	2-2	2	0	0	1	0	0	2
Savannah St.	12	1-2	0-0	0-0	5	0	1	0	0	3	2
Providence*	13	1-2	0-0	0-0	2	0	0	1	0	4	2
at WVU*	14	1-1	0-0	1-1	3	1	0	0	0	3	3
Seton Hall*	16	0-0	0-0	1-3	4	0	0	1	1	1	1
Notre Dame*	14	0-4	0-0	0-0	4	2	1	0	1	4	0
at Louisville*	12	0-0	0-0	0-0	1	0	0	0	0	5	0
at Connecticut	6	0-2	0-0	0-0	2	0	0	1	0	0	0
DePaul	14	1-1	0-0	1-2	1	1	1	0	0	1	3
USF*	22	2-3	0-0	1-3	4	0	0	0	0	4	5
at Cincinnati*	11	0-0	0-0	0-0	2	1	1	0	0	0	0
Louisville*	15	0-1	0-0	0-0	2	0	0	0	1	3	0
at Notre Dame	8	2-2	0-0	0-0	0	0	0	0	0	2	4
at Seton Hall	4	1-1	0-0	0-0	3	0	0	0	0	0	2
Pittsburgh	3	0-0	0-0	0-0	0	0	1	1	0	1	0
at St. John's	5	0-0	0-0	0-0	0	1	0	1	0	3	0
Rutgers	3	0-0	0-0	0-0	0	1	0	1	0	1	0
at Villanova	4	0-0	0-0	0-0	1	0	0	0	0	0	0
Georgetown	14	1-1	0-0	3-5	4	0	0	0	1	2	5
Florida Gulf Coast	4	0-0	0-0	0-0	0	0	0	0	1	0	0
at Syracuse	7	0-0	0-0	1-2	3	0	0	0	0	3	1
vs. Seton Hall	3	0-0	0-0	0-0	2	0	1	0	0	0	0
vs. Notre Dame	7	1-1	0-0	0-0	2	0	0	0	1	1	2
vs. Pittsburgh	23	1-4	0-0	2-5	10	0	0	1	0	3	4
vs. Kentucky											

### Season & Career Highs

<b>Points</b>	
Season	12, Twice
Career	12, Twice
<b>Rebounds</b>	
Season	10, vs. Pittsburgh (3/14)
Career	10, vs. Pittsburgh (3/14/08)
<b>Assists</b>	
Season	2, vs. Notre Dame (1/12)
Career	2, Twice
<b>Steals</b>	
Season	3, Twice
Career	3, Twice
<b>Blocked Shots</b>	
Season	2, vs. Wisconsin (12/8)
Career	2, Four times
<b>Field Goals</b>	
Season	5, vs. Utah Valley (11/12)
Career	5, vs. Utah Valley (11/12/07)
<b>Field Goal Attempts</b>	
Season	6, vs. Utah Valley (11/12)
Career	6, vs. Utah Valley (11/12/07)
<b>Free Throws</b>	
Season	4, vs. Wisconsin (12/8)
Career	4, vs. Wisconsin (12/8/07)
<b>Free Throw Attempts</b>	
Season	5, Three times
Career	5, Three times
<b>3-Point Field Goals</b>	
Season	--
Career	--
<b>3-Point Field Goal Attempts</b>	
Season	--
Career	--

### Burke's Career Stats

Year	GP	GS	Min	Avg	FG-FGA	Pct	3FG-FGA	Pct	FT-FTA	Pct	Off	Def	Tot	Avg	PF	FO	Ast	TO	Blk	Stl	Pts	Avg
2005-06	20	0	105	5.3	5-12	41.7	0-0	0.0	6-9	66.7	5	10	15	0.8	24	0	1	9	3	1	16	0.8
2006-07	34	0	303	8.9	10-31	32.3	0-0	0.0	8-30	26.7	28	34	62	1.8	51	0	3	16	14	5	28	0.8
2007-08	33	17	385	11.7	31-52	59.6	0-0	0.0	21-41	51.2	45	48	93	2.8	68	1	7	16	13	11	83	2.5
<b>TOTAL</b>	<b>87</b>	<b>17</b>	<b>833</b>	<b>9.6</b>	<b>46-95</b>	<b>48.4</b>	<b>0-0</b>	<b>0.0</b>	<b>35-80</b>	<b>43.8</b>	<b>78</b>	<b>92</b>	<b>170</b>	<b>2.0</b>	<b>143</b>	<b>1</b>	<b>11</b>	<b>41</b>	<b>29</b>	<b>17</b>	<b>127</b>	<b>1.5</b>

# Marquette Men's Basketball Game Notes

Page 40



21



Lawrence | BLACKLEDGE

Senior | Forward | 6-8 | 185 | Carbondale, Ill. | Carbondale HS/SW Illinois Col.

2007-08: Did not play in season opener vs. IUPUI (11/10) ... Played six minutes and recorded one steal in addition to one rebound vs. Utah Valley (11/12) ... Saw two minutes of action against Chaminade (11/19) ... Picked up one defensive rebound and recorded one block in four minutes vs. Oklahoma State ... Played a total of three minutes in the second half vs. UW-Milwaukee (11/30) ... Recorded one offensive rebound and attempted first field goal of the season in four minutes of action vs. Wisconsin (12/8) ... Posted one blocked shot and one defensive rebound in five minutes vs. Sacramento State (12/15) ... Played 10 minutes vs. IPFW (12/17) and collected four rebounds, two assists and one block ... Grabbed four rebounds and tied a career mark with two assists in 10 min-

utes vs. IPFW (12/17) ... Made first career start vs. Coppin St. (12/21) and scored four points with a career-high five rebounds and matched a career high with two blocked shots ... Matched a season high with five rebounds vs. Savannah State (12/29) ... Tallied a season-high seven points on 3-of-5 shooting, including three rebounds in just four minutes vs. Providence (1/3) ... Registered one block in five minutes vs. West Virginia (1/6) ... Shot a perfect 3-of-3 from the field and finished with six points and two blocked shots vs. Notre Dame (1/12) ... Connected on both his field goal attempts and posted four points, two rebounds and a block in 11 minutes vs. Louisville (1/17) ... Recorded a pair of blocked shots in seven minutes on the floor vs. USF (1/29) ... Tallied three rebounds, one assist and a blocked shot in seven minutes of action vs. Notre Dame (2/8) ... Garnered two offensive rebounds, two blocked shots and two points in six minutes at Seton Hall (2/12) ... Contributed four points on 2-of-2 shooting in five minutes vs. Rutgers (2/23) ... On "Senior Night," registered four points, three rebounds and a steal in eight minutes, and had a highlight-reel reverse slam dunk in the closing minutes vs. Florida Gulf Coast (3/4) ... Netted four points and added four rebounds, one block and one steal vs. Seton Hall (3/12) ...

## Season & Career Highs

### Points

Season	7, vs. Providence (1/3)
Career	8, vs. Eastern Mich. (11/18/06)

### Rebounds

Season	5, Twice
Career	7, vs. Eastern Mich. (11/18/06)

### Assists

Season	2, vs. IPFW (12/17)
Career	2, Three times

### Steals

Season	1, Three times
Career	2, Three times

### Blocked Shots

Season	2, Four times
Career	2, Five times

### Field Goals

Season	3, Twice
Career	4, vs. Eastern Mich. (11/18/06)

### Field Goal Attempts

Season	5, vs. Providence (1/3)
Career	8, vs. Eastern Mich. (11/18/06)

### Free Throws

Season	2, vs. Seton Hall (3/12)
Career	2, Twice

### Free Throw Attempts

Season	8, vs. Seton Hall (3/12)
Career	8, vs. Seton Hall (3/12/08)

### 3-Point Field Goals

Season	--
Career	--

### 3-Point Field Goal Attempts

Season	--
Career	2, vs. Morgan St. (12/22/06)

## 2007-08 Statistics

	min	fg-a	3fg-a	ft-a	reb	ast	to	bk	st	pf	pts
IUPUI					DNP						
Utah Valley	6	0-0	0-0	0-0	1	0	0	0	1	1	0
at Chaminade	2	0-0	0-0	0-0	0	0	0	0	0	0	0
vs. Okla. St.	4	0-0	0-0	0-0	1	0	0	1	0	0	0
vs. Duke					DNP						
UWM	3	0-0	0-0	0-0	0	0	0	0	0	1	0
at Wisconsin	4	0-1	0-0	0-0	1	0	0	1	0	1	0
Sacramento St.	5	0-0	0-0	0-0	1	0	1	1	0	1	0
IPFW	10	0-0	0-0	0-0	4	2	0	1	0	2	0
Coppin St.*	18	2-3	0-0	0-0	5	0	1	2	0	1	4
Savannah St.	13	1-2	0-0	0-0	5	1	2	1	0	1	2
Providence	4	3-5	0-0	1-1	3	0	0	0	0	2	7
at WVU	5	0-1	0-0	0-0	0	0	0	1	0	0	0
Seton Hall					DNP						
Notre Dame	14	3-3	0-0	0-0	1	0	0	2	0	4	6
at Louisville	11	2-2	0-0	0-0	2	0	0	1	0	0	4
at Connecticut	8	1-2	0-0	0-0	1	0	0	1	0	4	2
DePaul					DNP						
USF	7	0-0	0-0	0-0	1	0	0	2	0	2	0
at Cincinnati					DNP						
Louisville	9	0-0	0-0	0-2	1	0	1	0	0	0	0
at Notre Dame	7	1-2	0-0	0-0	3	1	0	1	0	1	2
at Seton Hall	6	1-2	0-0	0-0	2	0	0	2	0	1	2
Pittsburgh	4	0-0	0-0	0-0	0	0	0	0	0	0	0
at St. John's					DNP						
Rutgers	5	2-2	0-0	0-0	0	0	0	0	0	1	4
at Villanova	1	0-0	0-0	0-0	0	0	0	0	0	0	0
Georgetown					DNP						
Florida Gulf Coast	8	2-2	0-0	0-0	3	0	1	0	1	2	4
at Syracuse	7	0-0	0-0	1-2	0	0	1	0	0	0	1
vs. Seton Hall	12	1-3	0-0	2-8	4	0	1	1	1	2	4
vs. Notre Dame	2	0-0	0-0	0-0	1	0	0	0	0	0	0
vs. Pittsburgh	2	0-0	0-0	1-2	0	0	0	0	0	0	1
vs. Kentucky											

## Blackledge's Career Stats

Year	GP	GS	Min	Avg	FG-FGA	Pct	3FG-FGA	Pct	FT-FTA	Pct	Off	Def	Tot	Avg	PF	FO	Ast	TO	Blk	Stl	Pts	Avg
2006-07	19	0	122	6.4	14-31	45.2	0-2	00.0	5-11	45.5	14	13	27	1.4	9	0	9	9	7	5	33	1.7
2007-08	26	1	176	6.8	19-30	63.3	0-0	00.0	5-15	33.3	17	23	40	1.5	26	0	4	8	18	4	43	1.7
<b>TOTAL</b>	<b>45</b>	<b>1</b>	<b>298</b>	<b>6.6</b>	<b>33-61</b>	<b>54.1</b>	<b>0-2</b>	<b>00.0</b>	<b>10-26</b>	<b>38.5</b>	<b>31</b>	<b>36</b>	<b>67</b>	<b>1.5</b>	<b>35</b>	<b>0</b>	<b>13</b>	<b>17</b>	<b>25</b>	<b>9</b>	<b>76</b>	<b>1.7</b>

# Marquette Men's Basketball Game Notes



22



**jere|MCNEAL**

Junior | Guard | 6-3 | 200 | Chicago, Ill. | Hillcrest HS

2007-08: All-BIG EAST Second Team ... NABC District 11 Second Team ... Led all scorers with 20 points on 8-of-11 shooting from field and tallied four rebounds and three steals vs. IUPUI (11/10) ... Scored seven points and recorded two steals in addition to a season-high nine rebounds, including six on the offensive glass, vs. Utah Valley (11/12) ... Registered a career-high 10 field goals in 14 attempts to score a season-high 22 points vs. Chaminade (11/19) ... Poured in 20 points, including five rebounds vs. Oklahoma State (11/20) ... Scored 11 points vs. Duke (11/21) ... Named to Maui Invitational All-Tournament team ... Earned BIG EAST Honor Roll recognition on Nov. 26 ... His 10 assists tied a career-high vs. UW-Milwaukee (11/30), in addition to scoring 16 points with five rebounds ... Garnered five steals while

scoring 14 points vs. Wisconsin (12/8) ... Scored team-high 13 points vs. Sacramento State (12/15) ... Grabbed seven rebounds vs. IPFW (12/17) ... Shot 3-of-4 from beyond the arc and 7-of-8 from foul line vs. Coppin St. (12/21) and tied game highs with 18 points and six rebounds, including six assists and three steals ... Posted nine assists and three steals, both team highs, vs. Providence (1/3) ... Netted 14 points and seven rebounds, both team highs, and matched a career high with three blocks vs. Seton Hall (1/8) ... Recorded 14 of his team-high 18 points in second half vs. Notre Dame (1/12) ... Earned BIG EAST Honor Roll for second time this season on Jan. 14 ... Scored 16 points vs. Louisville (1/17) ... Became 39th MU player to reach 1,000 career points with his first free throw with 4:23 remaining in the first half vs. DePaul (1/26) and finished with 15 points ... Dished out a game-high seven assists without a turnover and added 13 points vs. Cincinnati (2/2) ... Played a season-high 36 minutes vs. Notre Dame (2/8) and scored 10 points with five rebounds and five assists ... Scored 14 points at Seton Hall (2/12) ... Recorded a team-high 17 points on 8-of-13 shooting vs. Pittsburgh (2/15) ... Led MU with 20 points and seven rebounds vs. St. John's (2/20) ... Scored 14 points on 7-of-10 shooting and posted a game-high seven rebounds, seven assists, three blocks and five steals vs. Rutgers (2/23) ... Named to the BIG EAST Honor Roll on Feb. 25 ... Had 14 points and five assists vs. Villanova (2/25) ... Scored 17 points and added a team-high eight rebounds and six assists and a season-high six steals vs. Georgetown (3/1) ... Recorded a game-high 22 points and six rebounds vs. Syracuse (3/8) ... Led squad with a game-high 21 points and matched a season-high with nine rebounds vs. Seton Hall (3/12) ... Shot 9-of-16 and made four

3-pointers to score a career-high 28 points vs. Notre Dame (3/13) ... Was 7-of-12 from the field and scored 17 points with three steals vs. Pittsburgh (3/14) ... Named to all-tournament team of the BIG EAST Championship ...

## Season & Career Highs

<b>Points</b>	
Season	28, vs. Notre Dame (3/13)
Career	28, vs. Notre Dame (3/13/08)
<b>Rebounds</b>	
Season	9, Twice
Career	12, Twice
<b>Assists</b>	
Season	10, vs. UWM (11/30)
Career	10, Twice
<b>Steals</b>	
Season	6, vs. Georgetown (3/1)
Career	7, N. Dakota St. (12/2/06)
<b>Blocked Shots</b>	
Season	3, Twice
Career	3, Three times
<b>Field Goals</b>	
Season	10, vs. Chaminade (11/19)
Career	10, vs. Chaminade (11/19/07)
<b>Field Goal Attempts</b>	
Season	17, Four times
Career	22, Twice
<b>Free Throws</b>	
Season	7, vs. Coppin St. (12/21)
Career	9, vs. Connecticut (1/10/07)
<b>Free Throw Attempts</b>	
Season	8, Four times
Career	13, vs. Connecticut (1/10/07)
<b>3-Point Field Goals</b>	
Season	4, vs. Notre Dame (3/13)
Career	4, vs. Notre Dame (3/13/08)
<b>3-Point Field Goal Attempts</b>	
Season	7, vs. Notre Dame (3/13)
Career	7, Three times

### 2007-08 Statistics

	min	fg-a	3fg-a	ft-a	reb	ast	to	bk	st	pf	pts
IUPUI*	33	8-11	1-2	3-4	4	2	4	0	3	2	20
Utah Valley*	26	3-14	0-1	1-4	9	2	3	1	2	3	7
at Chaminade*	27	10-14	0-2	2-4	3	0	2	0	2	3	22
vs. Okla. St.*	24	7-14	1-2	5-8	5	3	0	0	1	3	20
vs. Duke*	30	4-7	0-2	3-4	3	4	3	0	1	4	11
UWM*	33	6-12	2-4	2-3	5	10	2	0	3	3	16
at Wisconsin*	34	7-17	0-2	0-0	5	3	3	0	5	4	14
Sacramento St.*	30	3-6	1-3	6-8	4	4	5	0	2	3	13
IPFW*	27	3-7	0-2	1-5	7	2	3	0	2	2	7
Coppin St.*	26	4-5	3-4	7-8	6	6	3	0	3	3	18
Savannah St.*	24	3-7	0-2	3-3	5	2	3	0	3	3	9
Providence*	28	2-5	0-2	0-0	2	9	3	0	3	4	4
at WVU*	30	4-8	0-2	2-2	3	3	3	0	2	5	10
Seton Hall*	34	6-17	1-3	1-2	7	5	6	3	2	2	14
Notre Dame*	29	7-15	2-5	2-2	4	3	1	1	2	1	18
at Louisville*	33	7-17	0-1	2-3	4	1	7	0	2	3	16
at Connecticut*	33	3-10	0-3	3-4	0	2	2	0	2	2	9
DePaul*	29	5-17	1-5	4-4	3	3	2	0	1	4	15
USF*	25	2-9	0-1	2-3	6	2	3	0	0	5	6
at Cincinnati*	31	5-11	0-3	3-5	5	7	0	0	2	4	13
Louisville*	27	4-9	1-3	2-5	4	2	1	0	3	5	11
at Notre Dame*	36	3-15	2-5	2-4	5	5	2	1	2	4	10
at Seton Hall*	30	6-12	2-4	0-0	4	3	2	0	0	3	14
Pittsburgh*	31	8-13	1-4	0-0	6	3	1	1	0	2	17
at St. John's*	34	8-16	2-6	2-2	7	4	5	1	3	4	20
Rutgers*	27	7-10	0-0	0-0	7	7	2	3	5	1	14
at Villanova*	35	5-14	1-5	3-3	3	5	5	0	2	4	14
Georgetown*	17	5-21	0-3	7-12	8	6	2	0	6	2	17
Florida Gulf Coast*	23	2-4	0-1	2-3	0	4	3	0	2	5	6
at Syracuse*	31	7-14	2-3	6-7	6	2	2	1	2	3	22
vs. Seton Hall*	37	7-15	1-3	6-7	9	4	1	1	1	1	21
vs. Notre Dame*	27	9-16	4-7	6-8	6	1	2	1	1	4	28
vs. Pittsburgh*	26	7-12	1-3	2-2	3	1	5	0	3	4	17
vs. Kentucky											

### McNeal's Career Stats

Year	GP	GS	Min	Avg	FG-FGA	Pct	3FG-FGA	Pct	FT-FTA	Pct	Off	Def	Tot	Avg	PF	FO	Ast	TO	Blk	Stl	Pts	Avg
2005-06	31	31	853	27.5	138-312	44.2	13-46	28.3	54-72	75.0	40	100	140	4.5	77	2	85	117	14	64	343	11.1
2006-07	29	29	876	30.2	154-369	41.7	30-96	31.3	88-129	68.2	50	88	138	4.8	102	6	109	118	16	76	426	14.7
2007-08	33	33	988	29.9	177-394	44.9	39-98	29.6	90-129	69.8	52	106	158	4.8	104	4	120	91	14	73	473	14.3
<b>TOTAL</b>	<b>93</b>	<b>93</b>	<b>2,717</b>	<b>29.2</b>	<b>469-1075</b>	<b>43.6</b>	<b>72-240</b>	<b>30.0</b>	<b>226-323</b>	<b>70.0</b>	<b>142</b>	<b>294</b>	<b>436</b>	<b>4.7</b>	<b>279</b>	<b>11</b>	<b>314</b>	<b>326</b>	<b>44</b>	<b>213</b>	<b>1,242</b>	<b>13.4</b>

# Marquette Men's Basketball Game Notes



23



wesley MATTHEWS

Junior | Guard | 6-5 | 215 | Madison, Wis. | Madison Memorial HS

2007-08: Contributed 10 points on 4-of-6 shooting vs. IUPUI (11/10) ... Tallied ... Registered 13 points on 4-of-6 shooting from the field and was perfect (5-of-5) from charity stripe vs. Oklahoma State (11/20) ... Played 34 minutes and added 12 points and a pair of steals vs. Duke (11/21) ... Contributed nine points, four rebounds and a block vs. UW-Milwaukee (11/30) ... Finished with 12 points, three rebounds and a season-high four assists vs. Sacramento State (12/15) ... Tallied 15 points and a season-high nine rebounds vs. IPFW (12/17) ... Scored 13 points and netted all five free throw attempts in addition to four assists, two steals and a block vs. Coppin St. (12/21) ... Recorded seven points, five rebounds and a season-

high three steals vs. Savannah State (12/29) ... Scored 12 of his 16 points in the second half and went 8-of-8 from the foul line vs. Providence (1/3) ... Matched Lazar Hayward with a team-high 13 points, including a pair of 3-pointers vs. West Virginia (1/6) ... Posted 15 points and three steals vs. Notre Dame (1/12) ... Converted on eight of a season-high 10 attempts from the free throw line and tallied 10 of his 14 points in the second half vs. Louisville (1/17) ... Netted 13 points, grabbed a game-high five offensive rebounds and matched a season high with three steals vs. Connecticut (1/20) ... Contributed 10 points, four assists and two steals vs. DePaul (1/26) ... Added 16 points while shooting 4-of-4 from 3-point range, including back-to-back 3-pointers with under four minutes remaining to help secure the victory vs. USF (1/29) ... Played 35 minutes vs. Cincinnati (2/2) and contributed 11 points, nine rebounds and four assists ... Added a game-high 15 points vs. Louisville (2/4) ... Tallied 14 points on 4-of-8 shooting, including 5-of-5 from the free throw line and 1-of-1 from beyond the arc at Seton Hall (2/12) ... Recorded 10 points vs. Pittsburgh (2/15) ... Scored 12 points and was 2-of-2 shooting from 3-point range in addition to three steals vs. Rutgers (2/23) ... Matched a career-high with 22 points, including 15 in the first half, while shooting 6-of-11 from the field and 8-of-9 from the charity stripe vs. Georgetown (3/1) ... Netted 12 points vs. Florida Gulf Coast (3/4) ... Added 14 points vs. Syracuse (3/8) ... Recorded 10 points and five rebounds vs. Notre Dame (3/13) ... Scored all 10 of his points in the second half and added nine rebounds vs. Pittsburgh

(3/14) ... Became the 40th player in MU history and third player this season to score 1,000 career points on a three-point play following a layup and a foul at the 13:54 mark of the second half vs. Pittsburgh (3/14) ...

## Season & Career Highs

Points	
Season	22, vs. Georgetown (3/1)
Career	22, Three times
Rebounds	
Season	9, Three times
Career	13, vs. Lewis (12/28/05)
Assists	
Season	4, Four times
Career	6, Three times
Steals	
Season	3, Four times
Career	6, S. Dakota St. (12/3/05)
Blocked Shots	
Season	1, Nine times
Career	2, vs. Savannah St. (12/30/06)
Field Goals	
Season	6, vs. Georgetown (3/1)
Career	7, Six times
Field Goal Attempts	
Season	14, vs. IPFW (12/17)
Career	18, Twice
Free Throws	
Season	8, Three times
Career	12, vs. Villanova (2/19/07)
Free Throw Attempts	
Season	10, vs. Louisville
Career	12, Twice
3-Point Field Goals	
Season	4, vs. USF (1/29)
Career	4, vs. USF (1/29/08)
3-Point Field Goal Attempts	
Season	5, Three times
Career	5, Three times

## 2007-08 Statistics

	min	fg-a	3fg-a	ft-a	reb	ast	to	bk	st	pf	pts
IUPUI*	28	4-6	1-3	1-2	4	1	4	0	1	1	10
Utah Valley*	29	3-6	0-2	0-0	7	3	2	0	0	3	6
at Chaminade*	31	1-6	0-1	4-6	3	0	3	0	1	4	6
vs. Okla. St.*	25	4-6	0-0	5-5	4	0	3	0	1	4	13
vs. Duke*	34	4-9	1-2	3-3	3	2	2	1	2	3	12
UWM*	22	3-10	1-4	2-4	4	1	0	1	0	3	9
at Wisconsin*	33	2-6	0-1	2-2	5	0	4	1	1	2	6
Sacramento St.*	31	5-9	0-1	2-4	3	4	2	0	0	0	12
IPFW*	26	5-14	0-0	5-7	9	1	0	1	0	4	15
Coppin St.*	29	4-9	0-2	5-5	3	4	1	1	2	2	13
Savannah St.*	28	3-5	0-0	1-6	5	2	4	0	0	3	7
Providence*	24	4-7	0-2	8-8	5	2	2	0	1	2	16
at WVU*	30	4-8	0-2	2-2	3	3	3	0	2	5	10
Seton Hall*	21	2-7	0-2	0-0	4	2	1	1	0	1	4
Notre Dame*	31	4-9	1-1	6-8	4	3	1	1	3	1	15
at Louisville*	29	3-9	0-2	8-10	4	0	1	0	1	2	14
at Connecticut*	28	4-12	1-2	4-6	5	1	1	0	3	3	13
DePaul*	31	5-11	0-1	0-0	4	4	2	0	2	2	10
USF*	29	5-8	4-4	2-5	4	1	0	0	1	2	16
at Cincinnati*	35	3-8	1-2	4-6	9	4	1	1	0	1	11
Louisville*	34	3-9	2-4	7-8	4	2	1	0	0	1	15
at Notre Dame*	30	2-3	0-0	0-0	1	3	2	0	1	1	4
at Seton Hall*	23	4-8	1-1	5-5	4	1	1	0	0	4	14
Pittsburgh*	17	3-5	0-1	4-6	2	1	2	0	1	2	10
at St. John's*	26	2-4	0-0	5-5	6	0	0	0	0	3	9
Rutgers*	30	5-8	2-2	0-0	4	0	2	0	3	1	12
at Villanova*	25	3-6	0-1	3-6	2	3	1	0	2	2	9
Georgetown*	37	6-11	2-5	8-9	3	3	0	0	0	3	22
Florida Gulf Coast*	26	3-5	0-2	6-6	3	3	2	0	2	1	12
at Syracuse*	33	5-10	0-2	4-4	4	1	2	0	0	2	14
vs. Seton Hall*	30	1-12	0-5	4-5	6	1	1	1	0	2	6
vs. Notre Dame*	32	4-10	0-2	2-2	5	2	4	0	0	1	10
vs. Pittsburgh*	27	2-7	1-2	5-5	9	2	1	0	1	3	10
vs. Kentucky											

## Matthews' Career Stats


Year	GP	GS	Min	Avg	FG-FGA	Pct	3FG-FGA	Pct	FT-FTA	Pct	Off	Def	Tot	Avg	PF	FO	Ast	TO	Blk	Stl	Pts	Avg
2005-06	23	13	573	24.9	65-163	39.9	14-32	43.8	63-80	78.8	34	59	93	4.0	51	0	51	52	5	29	207	9.0
2006-07	34	34	1,062	31.2	133-304	43.8	23-80	28.8	141-183	77.0	64	115	179	5.3	84	4	75	84	5	49	430	12.6
2007-08	33	33	942	28.5	115-263	43.7	20-64	31.3	118-152	77.6	55	89	144	4.4	73	0	57	57	10	33	368	11.2
<b>TOTAL</b>	<b>90</b>	<b>80</b>	<b>2,577</b>	<b>28.6</b>	<b>313-730</b>	<b>42.9</b>	<b>57-176</b>	<b>32.4</b>	<b>322-415</b>	<b>77.6</b>	<b>153</b>	<b>263</b>	<b>416</b>	<b>4.6</b>	<b>208</b>	<b>4</b>	<b>183</b>	<b>193</b>	<b>20</b>	<b>111</b>	<b>1,005</b>	<b>11.2</b>

# Marquette Men's Basketball Game Notes

Page 43



32



lazar HAYWARD

Sophomore | Forward | 6-6 | 225 | Buffalo, N.Y. | Notre Dame Prep

2007-08: All-BIG EAST Second Team ... Led all reserves with 11 points in 16 minutes on 4-of-5 shooting from the field vs. IUPUI (11/10) ... added 11 points on 5-of-7 shooting in addition to five rebounds vs. Utah Valley (11/12) ... In first start of the season, scored 15 points and had eight rebounds vs. Chaminade (11/19) ... Tied a career high with four steals and two blocks vs. Oklahoma State (11/20) ... Tallied 14 points, while shooting 71.4 percent (5-of-7) from the field vs. Duke (11/21) ... Averaged 12.0 points and 5.0 rebounds per game in three games played at the Maui Invitational ... Netted 19 points and grabbed a career-high 11 rebounds in producing his first-career double-double and the first double-double vs. UW-Milwaukee (11/30) ... Tallied 11 points and six

rebounds vs. Wisconsin (12/8) ... Scored 12 points while shooting 5-of-7 from the field and grabbed a team-high seven rebounds vs. Sacramento State (12/15) ... Garnered 14 points and eight rebounds vs. IPFW (12/17) ... Finished with five rebounds and 17 points on 7-of-10 shooting from the floor vs. Coppin St. (12/21) ... Tallied 12 points, two blocks and three steals and posted a game-high eight rebounds vs. Savannah State (12/29) ... Drained a career-high three 3-pointers and shot 4-of-4 from the foul line to finish with 17 points, including six rebounds and two steals vs. Providence (1/3) ... Matched Wesley Matthews with a team-high 13 points and matched a career-best with three 3-pointers before fouling out vs. West Virginia (1/6) ... Tallied second career double-double with 17-points, 11-rebound effort vs. Notre Dame (1/12) and matched a career-high with four steals ... Scored 11 of his team-high 14 points in the first half vs. Connecticut (1/20) ... Posted 14 points and team-high seven rebounds in 18 minutes vs. DePaul ... Poured in a career- and game-high 23 points on 7-of-13 shooting from the field and 8-of-9 from the charity stripe vs. USF (1/29), and grabbed a team-high eight rebounds ... Netted 14 of his 19 points in the second half vs. Cincinnati (2/2) ... Named to the BIG EAST Honor Roll (2/4) ... Tallied team-leading third double-double of the season with 21 points and 11 rebounds vs. Notre Dame (2/8), in addition to a career-high three assists ... Matched a season high with 23 points on 8-of-16 shooting, including three 3-pointers and 5-of-5 shooting from the free throw line, in addition to nine rebounds and two steals, vs. Seton Hall (2/12) ... Scored a game-high 15

points vs. Rutgers (2/23) ... Matched a career-high with four steals vs. Georgetown (3/1) ... Tallied fourth double-double of the season with 18 points and 11 rebounds and knocked down three 3-pointers vs. Florida Gulf Coast (3/4) ... Registered 15 points and seven rebounds vs. Notre Dame (3/13) ... Contributed 10 points and seven rebounds vs. Pittsburgh (3/14) ...

## Season & Career Highs

### Points

Season 23, Twice  
Career 23, Twice

### Rebounds

Season 11, Four times  
Career 11, Four times

### Assists

Season 3, vs. Notre Dame (2/8)  
Career 3, Twice

### Steals

Season 4, Three times  
Career 4, Four times

### Blocked Shots

Season 2, Twice  
Career 2, Twice

### Field Goals

Season 8, Three times  
Career 8, Three times

### Field Goal Attempts

Season 16, vs. Seton Hall (2/12)  
Career 16, vs. Seton Hall (2/12/08)

### Free Throws

Season 8, vs. USF (1/29)  
Career 8, Twice

### Free Throw Attempts

Season 11, vs. Notre Dame (3/13)  
Career 11, vs. Notre Dame (3/13/08)

### 3-Point Field Goals

Season 3, Five times  
Career 3, Five times

### 3-Point Field Goal Attempts

Season 6, Twice  
Career 6, Twice

## 2007-08 Statistics

	min	fg-a	3fg-a	ft-a	reb	ast	to	bk	st	pf	pts
IUPUI	16	4-5	0-1	3-3	4	1	0	0	2	11	
Utah Valley	24	5-7	0-1	1-2	5	1	1	1	0	0	11
at Chaminade*	33	6-11	0-1	3-4	8	1	1	1	1	2	15
vs. Okla. St.*	30	2-8	0-1	3-3	4	1	4	2	4	2	7
vs. Duke*	20	5-7	1-1	3-4	3	0	2	0	0	4	14
UWM*	29	8-13	2-3	1-2	11	1	0	1	1	3	19
at Wisconsin*	22	4-7	0-1	3-4	6	0	0	0	1	4	11
Sacramento St.*	26	5-7	1-2	1-2	7	1	2	0	1	0	12
IPFW*	27	5-8	0-1	4-6	8	2	1	1	0	2	14
Coppin St.*	30	7-10	1-2	2-2	5	0	0	1	1	3	17
Savannah St.*	19	4-10	0-0	4-4	8	0	3	2	2	1	12
Providence*	26	5-10	3-4	4-4	6	1	4	0	2	3	17
at WVU*	17	3-8	3-6	4-4	4	0	2	0	2	5	13
Seton Hall*	21	2-6	1-2	2-2	6	0	1	1	0	1	7
Notre Dame*	28	6-11	2-3	3-4	11	0	3	0	4	2	17
at Louisville*	29	2-10	0-1	2-2	6	0	4	0	2	2	6
at Connecticut*	22	5-9	2-4	2-3	3	0	1	0	1	5	14
DePaul*	18	4-8	1-1	5-5	7	0	2	0	1	4	14
USF*	30	7-13	1-2	8-9	8	1	3	1	0	3	23
at Cincinnati*	30	6-12	2-3	5-7	5	1	2	0	0	3	19
Louisville*	29	2-10	0-0	1-2	5	0	2	1	0	4	5
at Notre Dame*	31	8-15	3-6	2-3	11	3	1	0	1	4	21
at Seton Hall*	30	8-16	3-5	4-4	9	1	1	0	2	2	23
Pittsburgh*	20	2-6	1-3	0-0	3	0	2	0	1	2	5
at St. John's*	21	2-6	0-3	2-3	4	1	2	0	1	5	6
Rutgers*	19	6-10	2-4	1-1	5	0	1	0	2	1	15
at Villanova*	32	6-14	2-3	1-2	9	1	0	0	0	4	15
Georgetown*	30	0-8	0-2	0-0	5	0	3	0	4	1	0
Florida Gulf Coast*	21	6-12	3-5	3-6	11	0	1	0	2	1	18
at Syracuse*	18	2-7	2-4	1-2	4	1	5	0	0	4	7
vs. Seton Hall*	26	5-13	0-3	5-6	10	1	1	0	0	2	15
vs. Notre Dame*	26	4-7	0-2	7-11	7	1	3	1	1	3	15
vs. Pittsburgh*	29	3-10	2-4	2-2	7	0	2	0	1	3	10
vs. Kentucky											

## Hayward's Career Stats

Year	GP	GS	Min	Avg	FG-FGA	Pct	3FG-FGA	Pct	FT-FTA	Pct	Off	Def	Tot	Avg	PF	FO	Ast	TO	Blk	Stl	Pts	Avg
2006-07	34	16	553	16.3	83-194	42.8	10-48	20.8	48-72	66.7	61	63	124	3.6	73	1	10	35	3	20	224	6.6
2007-08	33	31	829	25.1	149-314	47.5	38-84	45.2	92-118	78.0	60	155	215	6.5	87	3	20	60	13	38	428	13.0
<b>TOTAL</b>	<b>67</b>	<b>47</b>	<b>1,382</b>	<b>20.6</b>	<b>232-505</b>	<b>45.9</b>	<b>47-130</b>	<b>36.2</b>	<b>140-190</b>	<b>73.7</b>	<b>121</b>	<b>218</b>	<b>339</b>	<b>5.1</b>	<b>160</b>	<b>4</b>	<b>30</b>	<b>95</b>	<b>16</b>	<b>58</b>	<b>652</b>	<b>9.7</b>

# Marquette Men's Basketball Game Notes

Page 44



33



trevor M<sup>B</sup>AKWE

Freshman | Forward | 6-7 | 240 | St. Paul, Minn. | St. Bernard's HS

2007-08: Mbakwe was slated to red-shirt due to an isolated fibular collateral ligament sprain, which required surgery to repair ... Mbakwe subsequently missed the first 23 games of the season ... On Feb. 15 Mbakwe was cleared to play and was made available for that evening's game vs. Pittsburgh ... Played eight minutes in collegiate debut vs. Pittsburgh (2/15) ... Played 14 minutes at St. John's (2/20) and grabbed a team-high seven rebounds, including four offensive boards, and scored five points ... Pulled down seven boards in 14 minutes vs. Georgetown (3/1) ... Played a season-high 17 minutes vs. Syracuse (3/8) ... Tallied two blocks in four minutes vs. Notre Dame (3/13) ...

### 2007-08 Statistics

	min	fg-a	3fg-a	ft-a	reb	ast	to	bk	st	pf	pts
IUPUI					DNP						
Utah Valley					DNP						
at Chaminade					DNP						
vs. Okla. St.					DNP						
vs. Duke					DNP						
UWM					DNP						
at Wisconsin					DNP						
Sacramento St.					DNP						
IPFW					DNP						
Coppin St.					DNP						
Savannah St.					DNP						
Providence					DNP						
at WVU					DNP						
Seton Hall					DNP						
Notre Dame					DNP						
at Louisville					DNP						
at Connecticut					DNP						
DePaul					DNP						
USF					DNP						
at Cincinnati					DNP						
Louisville					DNP						
at Notre Dame					DNP						
at Seton Hall					DNP						
Pittsburgh	.8	0-1	0-0	0-0	0	0	0	0	0	1	0
at St. John's	.14	2-3	0-0	1-5	7	0	0	0	0	1	5
Rutgers	.12	1-1	0-0	1-2	1	1	2	0	0	2	3
at Villanova	.7	0-1	0-0	2-2	0	0	0	0	0	2	2
Georgetown	.14	0-0	0-0	2-4	7	0	0	0	1	4	2
Florida Gulf Coast	.11	0-2	0-0	1-2	1	0	0	0	1	2	1
at Syracuse	.17	1-2	0-0	1-2	3	0	1	1	1	1	3
vs. Seton Hall	.9	0-1	0-0	1-2	3	0	1	1	0	3	1
vs. Notre Dame	.4	0-0	0-0	0-0	0	0	0	2	0	1	0
vs. Pittsburgh	.4	0-0	0-0	0-0	1	1	0	0	0	1	0
vs. Kentucky											

### Season & Career Highs

Points	
Season	5, vs. St. John's (2/20)
Career	5, vs. St. John's (2/20/08)
Rebounds	
Season	7, Twice
Career	7, Twice
Assists	
Season	1, Twice
Career	1, Twice
Steals	
Season	1, Three times
Career	1, Three times
Blocked Shots	
Season	2, vs. Notre Dame (3/13)
Career	2, vs. Notre Dame (3/13/08)
Field Goals	
Season	1, Twice
Career	1, Twice
Field Goal Attempts	
Season	4, vs. Georgetown (3/1)
Career	4, vs. Georgetown (3/1/08)
Free Throws	
Season	2, Twice
Career	2, Twice
Free Throw Attempts	
Season	5, vs. St. John's (2/20)
Career	5, vs. St. John's (2/20/08)
3-Point Field Goals	
Season	--
Career	--
3-Point Field Goal Attempts	
Season	--
Career	--

### Mbakwe's Career Stats

Year	GP	GS	Min	Avg	FG-FGA	Pct	3FG-FGA	Pct	FT-FTA	Pct	Off	Def	Tot	Avg	PF	FO	Ast	TO	Blk	Stl	Pts	Avg
2007-08	10	0	100	10.0	4-15	26.7	0-0	00.0	9-19	47.4	13	10	23	2.3	18	0	2	4	4	3	17	1.7

# Marquette Men's Basketball Game Notes

Page 45



41



**Moussa** | **BARRO**

Senior | Forward | 6-10 | 235 | Dakar, Senagal | Chicago Julian HS

2007-08: Posted a game-high two blocks, led MU with seven rebounds, while two assists tied a career high vs. IUPUI (11/10) ... Registered a career-high four steals vs. Chaminade (11/19) and grabbed nine rebounds ... Had 10 rebounds in just 18 minutes vs. Oklahoma State (11/20) ... Scored five points and recorded five rebounds and two blocks vs. Duke (11/21) ... Averaged 8.0 rebounds and 1.7 blocks per game in three games at Maui Invitational ... Scored nine points on 3-of-5 shooting from the field and grabbed four boards in 21 minutes vs. Wisconsin (12/8) ... Played in 100th career game vs. Sacramento State (12/15) and led all reserves with 12 points on 5-of-6 shooting from the

field, in addition to tallying six rebounds, two blocks, and a steal ... Made first start of the season vs. Savannah State (12/29), registering five rebounds and a steal ... Scored 12 of his 14 points in the first half, matched a career-high with three blocks and grabbed nine rebounds, including five on the offensive glass, vs. Providence (1/3) ... Posted a game-high seven rebounds, including six boards in the first half vs. West Virginia (1/6) ... Added six rebounds and two blocked shots vs. DePaul (1/26) and claimed sole possession of 10th place among MU's all-time blocks leaders ... Collected four defensive rebounds and a block in 15 minutes vs. USF (1/29) ... Established a new individual single-season high for shooting percentage after connecting on 9-of-10 (90.0 percent) attempts from the field vs. Cincinnati (2/2), and recorded his team-leading seventh career double-double with 19 of the team's 24 points off the bench and a game-high 10 rebounds ... Tallied eight points and six rebounds, including four offensive boards, vs. Louisville (2/4) ... Eclipsed the 500 rebound mark for his career with a 12-rebound effort vs. Notre Dame (2/8) ... Posted eight points and seven boards, earning a season-high 30 minutes at Seton Hall (2/12) ... Picked up his second double-double of the season (eighth of career) with 14 points on 6-of-6 shooting from the field in addition to 12 rebounds vs. Pittsburgh (2/15) ... Tallied six points, six rebounds and three steals vs. Rutgers (2/23) ... Registered seven points, eight rebounds and three blocks vs. Florida Gulf Coast (3/4) ... Posted team-high seven rebounds and three blocks vs. Notre Dame (3/13) ...

## Season & Career Highs

### Points

Season 19, vs. Cincinnati (2/2)

Career 21, vs. N'Western St. (12/1/06)

### Rebounds

Season 12, Twice

Career 13, Three times

### Assists

Season 2, Twice

Career 2, Five times

### Steals

Season 4, vs. Chaminade (11/19)

Career 4, vs. Chaminade (11/19)

### Blocked Shots

Season 3, Three times

Career 3, 11 times

### Field Goals

Season 9, vs. Cincinnati (2/2)

Career 10, vs. N'Western St. (12/1/06)

### Field Goal Attempts

Season 10, Cincinnati (2/2)

Career 13, vs. N'Western St. (12/1/06)

### Free Throws

Season 4, Twice

Career 5, vs. Winthrop (11/19/05)

### Free Throw Attempts

Season 6, Twice

Career 6, Five times

### 3-Point Field Goals

Season --

Career --

### 3-Point Field Goal Attempts

Season --

Career --

## 2007-08 Statistics

	min	fg-a	3fg-a	ft-a	reb	ast	to	bk	st	pf	pts
IUPUI	22	1-2	0-0	1-2	7	2	2	2	0	2	3
Utah Valley	14	0-0	0-0	0-0	0	0	1	0	1	4	0
at Chaminade	20	1-2	0-0	3-4	9	0	1	2	4	2	5
vs. Okla. St.	18	2-2	0-0	1-2	10	2	1	1	0	5	5
vs. Duke	28	2-6	0-0	1-2	5	1	0	2	0	3	5
UWM	10	2-3	0-0	2-2	2	0	0	2	0	3	6
at Wisconsin	21	3-5	0-0	3-5	4	0	3	2	0	4	9
Sacramento St.	14	5-6	0-0	2-3	6	0	0	2	1	2	12
IPFW	18	2-3	0-0	0-0	2	0	0	0	0	1	4
Coppin St.	15	1-3	0-0	3-4	6	0	1	1	0	1	5
Savannah St.*	16	1-3	0-0	0-0	5	0	2	0	1	2	2
Providence	22	5-7	0-0	4-6	9	1	2	3	0	1	14
at WVU	22	3-4	0-0	0-2	7	0	1	1	0	1	6
Seton Hall	23	0-1	0-0	2-2	4	1	2	1	1	2	2
Notre Dame	10	2-2	0-0	0-0	2	0	0	0	0	5	4
at Louisville	13	0-3	0-0	0-0	3	0	0	1	0	4	0
at Connecticut	19	0-4	0-0	0-0	1	0	1	0	1	2	0
DePaul	13	2-4	0-0	0-0	6	0	0	2	0	3	4
USF	15	0-0	0-0	2-3	4	0	0	1	1	1	2
at Cincinnati	29	9-10	0-0	1-1	10	0	2	0	1	3	19
Louisville	16	2-3	0-0	4-6	6	0	3	1	0	1	8
at Notre Dame*	22	1-9	0-0	0-0	12	0	3	2	0	4	2
at Seton Hall*	30	3-9	0-0	2-4	7	1	1	1	0	2	8
Pittsburgh*	30	6-6	0-0	2-4	12	0	1	2	1	0	14
at St. John's*	19	2-3	0-0	2-2	3	0	1	0	2	5	6
Rutgers*	26	2-7	0-0	2-2	6	0	2	0	3	2	6
at Villanova*	27	2-2	0-0	2-4	2	0	0	2	2	3	6
Georgetown*	16	2-2	0-0	0-0	1	0	3	1	0	5	4
Florida Gulf Coast*	22	2-4	0-0	3-4	8	4	5	0	3	3	11
at Syracuse*	14	2-3	0-0	0-0	2	0	0	0	0	4	4
vs. Seton Hall*	17	2-6	0-0	0-1	9	0	1	0	0	2	4
vs. Notre Dame*	25	2-3	0-0	2-2	7	1	0	3	0	2	6
vs. Pittsburgh*	13	0-0	0-0	1-2	3	0	2	0	1	3	1
vs. Kentucky	...	...	...	...	...	...	...	...	...	...	...


## Barro's Career Stats

Year	GP	GS	Min	Avg	FG-FGA	Pct	3FG-FGA	Pct	FT-FTA	Pct	Off	Def	Tot	Avg	PF	FO	Ast	TO	Blk	Stl	Pts	Avg
2004-05	27	4	271	10.0	19-39	48.7	0-0	00.0	16-25	64.0	24	37	61	2.3	51	2	2	29	9	3	54	2.0
2005-06	31	14	419	13.5	56-87	64.4	0-0	00.0	23-42	54.8	45	43	88	2.8	69	2	13	30	15	19	135	4.4
2006-07	34	34	919	27.0	118-197	59.9	0-0	00.0	40-65	61.5	103	131	234	6.9	87	1	12	52	35	24	276	8.1
2007-08	33	13	639	19.4	69-127	54.3	0-0	00.0	45-69	65.2	67	113	180	5.5	84	4	9	36	38	21	183	5.5
<b>TOTAL</b>	<b>125</b>	<b>66</b>	<b>2,243</b>	<b>17.9</b>	<b>262-470</b>	<b>55.7</b>	<b>0-0</b>	<b>00.0</b>	<b>124-199</b>	<b>62.3</b>	<b>239</b>	<b>324</b>	<b>563</b>	<b>4.5</b>	<b>291</b>	<b>9</b>	<b>42</b>	<b>145</b>	<b>97</b>	<b>67</b>	<b>648</b>	<b>5.2</b>

# Marquette Men's Basketball Game Notes



42



tommy BRICE

Senior | Guard | 5-11 | 175 | Bloomingdale, Ill. | Lake Park HS

2007-08: Saw one minute of action in exhibition game vs. Northern State (11/4) ... Did not play in MU's first three regular season games ... Played one minute vs. Oklahoma State (11/20) in semifinal of Maui Invitational ... Played one minute in the second half vs. UW-Milwaukee (11/30) ... Recorded first point as a Golden Eagle by connecting on the second of two free throws attempts with 23 seconds remaining in the second half vs. Sacramento State (12/15) ... Saw one minute of court time vs. IPFW (12/17) ... Connected on both of his free throw attempts to finish with two points in two minutes of action vs. Coppin St. (12/21) ... Went 2-of-2 from charity stripe to finish with two points vs. Savannah State (12/29) ... Saw two min-

utes of action in BIG EAST opener vs. Providence (1/3) ...

2007-08 Statistics												
	min	fg-a	3fg-a	ft-a	reb	ast	to	bk	st	pf	pts	
IUPUI												DNP
Utah Valley												DNP
at Chaminade												DNP
vs. Okla. St.	1	0-0	0-0	0-0	0	0	0	0	0	0	0	0
vs. Duke												DNP
UWM	1	0-0	0-0	0-0	0	0	0	0	0	0	0	0
at Wisconsin												DNP
Sacramento St.	1	0-0	0-0	1-2	0	0	0	0	0	0	0	1
IPFW	1	0-0	0-0	0-0	0	0	0	0	0	0	0	0
Coppin St.	2	0-0	0-0	2-2	0	0	1	0	0	1	2	2
Savannah St.	1	0-0	0-0	2-2	0	0	0	0	0	0	2	2
Providence	2	0-0	0-0	0-0	0	0	0	0	0	0	0	0
at WVU												DNP
Seton Hall												DNP
Notre Dame												DNP
at Louisville												DNP
at Connecticut												DNP
DePaul												DNP
USF												DNP
at Cincinnati												DNP
Louisville												DNP
at Notre Dame												DNP
at Seton Hall												DNP
Pittsburgh	1	0-0	0-0	0-0	0	0	0	0	0	0	0	0
at St. John's												DNP
Rutgers												DNP
at Villanova												DNP
Georgetown												DNP
Florida Gulf Coast	2	0-0	0-0	0-0	0	0	0	0	0	0	0	0
at Syracuse												DNP
vs. Seton Hall												DNP
vs. Notre Dame												DNP
vs. Pittsburgh												DNP
vs. Kentucky												DNP

Season & Career Highs	
<b>Points</b>	
Season	2, Twice
Career	2, Twice
<b>Rebounds</b>	
Season	--
Career	1, vs. Delaware St. (12/22/06)
<b>Assists</b>	
Season	--
Career	2, vs. S. Dakota St. (12/3/06)
<b>Steals</b>	
Season	--
Career	1, vs. Rutgers (2/7/07)
<b>Blocked Shots</b>	
Season	--
Career	--
<b>Field Goals</b>	
Season	--
Career	--
<b>Field Goal Attempts</b>	
Season	--
Career	2, vs. Delaware St. (12/22/06)
<b>Free Throws</b>	
Season	2, Twice
Career	2, Twice
<b>Free Throw Attempts</b>	
Season	2, Three times
Career	2, Three times
<b>3-Point Field Goals</b>	
Season	--
Career	--
<b>3-Point Field Goal Attempts</b>	
Season	--
Career	--

## Brice's Career Stats


Year	GP	GS	Min	Avg	FG-FGA	Pct	3FG-FGA	Pct	FT-FTA	Pct	Off	Def	Tot	Avg	PF	FO	Ast	TO	Blk	Stl	Pts	Avg
2005-06	6	0	7	1.2	0-2	00.0	0-0	00.0	0-0	00.0	1	0	1	0.2	1	0	2	1	0	0	0	0.0
2006-07	7	0	6	0.9	0-2	00.0	0-0	00.0	0-0	00.0	0	0	0	0.0	2	0	0	1	0	1	0	0.0
2007-08	9	0	12	1.3	0-0	00.0	0-0	00.0	5-6	83.3	0	0	0	0.0	1	0	0	1	0	0	5	0.6
<b>TOTAL</b>	<b>22</b>	<b>0</b>	<b>25</b>	<b>1.1</b>	<b>0-4</b>	<b>00.0</b>	<b>0-0</b>	<b>00.0</b>	<b>5-6</b>	<b>83.3</b>	<b>1</b>	<b>0</b>	<b>1</b>	<b>0.1</b>	<b>4</b>	<b>0</b>	<b>2</b>	<b>3</b>	<b>0</b>	<b>1</b>	<b>5</b>	<b>0.2</b>

# Marquette Men's Basketball Game Notes

Page 47



45



robert FROZENA

Freshman | Guard | 6-1 | 165 | Sherwood, Wis. | St. Mary Central HS

2007-08: Added to roster as a walk-on in late November ... Netted a free throw in his first collegiate game vs. Sacramento State (12/15) ... Played one minute vs. IPFW (12/17) ... Picked up one steal in two minutes of action vs. Coppin St. (12/21) ... Scored two points, netting both of his attempts from the foul line, vs. Savannah State (12/29) ...

### 2007-08 Statistics

	min	fg-a	3fg-a	ft-a	reb	ast	to	bk	st	pf	pts
IUPUI					DNP						
Utah Valley					DNP						
at Chaminade					DNP						
vs. Okla. St.					DNP						
vs. Duke					DNP						
UWM					DNP						
at Wisconsin					DNP						
Sacramento St.	1	0-0	0-0	1-2	0	0	0	0	0	0	1
IPFW	1	0-0	0-0	0-0	0	0	0	0	0	0	0
Coppin St.	2	0-0	0-0	0-0	0	0	0	0	1	0	0
Savannah St.	1	0-0	0-0	2-2	1	0	0	0	0	0	2
Providence	2	0-0	0-0	0-0	0	1	0	0	0	0	0
at WVU					DNP						
Seton Hall					DNP						
Notre Dame					DNP						
at Louisville					DNP						
at Connecticut					DNP						
DePaul					DNP						
USF					DNP						
at Cincinnati					DNP						
Louisville					DNP						
at Notre Dame					DNP						
at Seton Hall					DNP						
Pittsburgh	1	0-0	0-0	0-0	0	0	0	0	0	0	0
at St. John's					DNP						
Rutgers					DNP						
at Villanova					DNP						
Georgetown					DNP						
Florida Gulf Coast	1	0-0	0-0	0-0	1	0	0	0	0	0	0
at Syracuse					DNP						
vs. Seton Hall					DNP						
vs. Notre Dame					DNP						
vs. Pittsburgh					DNP						
vs. Kentucky					DNP						

### Season & Career Highs

Points	
Season	2, vs. Savannah St. (12/29)
Career	2, vs. Savannah St. (12/29/07)
Rebounds	
Season	1, Twice
Career	1, Twice
Assists	
Season	1, vs. Providence (1/3)
Career	1, vs. Providence (1/3/08)
Steals	
Season	1, vs. Coppin St. (12/21)
Career	1, vs. Coppin St. (12/21/07)
Blocked Shots	
Season	--
Career	--
Field Goals	
Season	--
Career	--
Field Goal Attempts	
Season	--
Career	--
Free Throws	
Season	2, vs. Savannah St. (12/29)
Career	2, vs. Savannah St. (12/29/07)
Free Throw Attempts	
Season	2, Twice
Career	2, Twice
3-Point Field Goals	
Season	--
Career	--
3-Point Field Goal Attempts	
Season	--
Career	--

### Frozena's Career Stats

Year	GP	GS	Min	Avg	FG-FGA	Pct	3FG-FGA	Pct	FT-FTA	Pct	Off	Def	Tot	Avg	PF	FO	Ast	TO	Blk	Stl	Pts	Avg
2007-08	7	0	9	1.3	0-0	00.0	0-0	00.0	3-4	75.0	0	2	2	0.3	0	0	1	0	0	1	3	0.4

# Marquette Men's Basketball Game Notes

Page 48



## CAREER GAME-BY-GAME STATISTICS

### Dominic James

2006-07 Statistics												
	min	fg-a	3fg-a	ft-a	reb	ast	to	bk	st	pf	pts	
Hillsdale*	30	3-15	0-1	7-8	1	4	2	0	4	2	13	
Idaho St.*	38	5-14	3-8	4-9	5	3	3	0	4	1	17	
Detroit*	29	8-15	2-5	2-4	2	5	0	0	4	1	20	
Eastern Michigan*	25	6-11	3-6	2-4	2	6	4	0	0	3	17	
vs. Texas Tech*	32	7-15	1-6	1-4	1	1	4	0	0	3	16	
vs. Duke*	34	9-15	2-4	5-6	3	7	1	0	1	0	25	
at Valparaiso*	26	4-12	3-9	11-13	0	3	2	0	1	2	22	
Northwestern St.*	31	7-12	0-3	5-7	5	6	1	0	2	2	19	
North Dakota St.*	27	3-11	1-5	1-2	2	6	3	1	2	2	8	
Delaware St.*	33	5-7	2-2	1-4	1	1	4	1	0	2	13	
Wisconsin*	37	7-19	2-7	3-6	4	1	2	0	0	2	19	
UMBC*	36	8-16	0-6	1-1	2	6	3	0	4	2	17	
Oakland*	31	8-14	1-2	3-5	6	9	6	0	1	2	20	
Morgan St.*	31	2-6	1-2	2-2	0	3	6	0	2	1	7	
Savannah St.*	35	6-11	2-5	8-11	1	6	3	0	2	2	22	
at Providence*	37	3-11	1-8	5-7	2	4	1	0	2	3	12	
Syracuse*	32	3-12	0-7	0-3	4	6	2	1	3	4	6	
at Connecticut*	33	5-18	1-5	6-10	4	4	3	0	3	2	17	
West Virginia*	33	8-13	3-5	2-4	5	6	4	0	5	2	21	
at Louisville*	35	7-16	4-7	0-0	3	5	4	0	1	2	18	
at Pittsburgh*	39	6-14	4-9	7-8	1	5	0	0	0	3	23	
Seton Hall*	36	5-10	1-3	0-4	4	4	1	0	1	2	11	
at USF*	33	5-11	2-6	4-7	3	6	3	0	4	2	16	
Providence*	31	2-11	0-4	2-4	2	3	2	0	0	1	6	
Rutgers*	34	1-7	0-4	4-4	4	7	0	0	1	3	6	
at Georgetown*	34	2-17	0-6	2-2	4	3	2	0	0	1	6	
at DePaul*	38	6-17	1-5	4-7	4	6	3	0	1	3	17	
Louisville*	34	3-6	0-1	3-6	5	3	4	0	2	3	9	
Villanova*	35	5-13	2-7	6-6	3	5	4	1	2	4	18	
at Notre Dame*	36	6-20	1-4	1-3	9	8	1	0	2	4	14	
Pittsburgh*	27	3-10	1-5	1-2	2	10	1	1	1	1	8	
vs. St. John's*	37	2-14	0-9	5-6	5	8	5	0	1	2	9	
vs. Pittsburgh*	35	5-12	2-8	4-4	3	5	2	0	1	3	16	
vs. Michigan St.*	36	6-16	4-10	2-2	2	2	3	0	2	0	18	

2005-06 Statistics												
	min	fg-a	3fg-a	ft-a	reb	ast	to	bk	st	pf	pts	
Rice*	30	4-12	3-7	5-7	6	9	2	1	1	3	16	
Winthrop*	37	5-13	2-7	3-4	2	7	4	0	2	2	15	
vs. E. Washington*	32	5-11	0-3	4-6	3	3	6	1	2	5	14	
vs. Oral Roberts*	30	4-13	1-6	6-11	3	8	3	0	1	3	15	
vs. South Carolina*	32	3-12	2-7	4-6	2	9	3	0	0	0	12	
at Nebraska*	32	9-21	4-14	0-0	8	3	3	0	1	4	22	
South Dakota St.*	31	7-9	0-0	0-0	5	8	2	0	5	2	14	
Valparaiso*	27	5-10	2-4	0-0	5	4	1	0	0	2	12	
at Wisconsin*	34	4-12	0-3	2-5	8	8	4	1	1	3	10	
San Francisco*	30	0-5	0-4	4-6	1	2	2	1	0	0	4	
Oakland*	29	7-17	2-5	1-3	5	4	7	0	2	2	17	
Delaware St.*	29	5-8	0-2	0-0	1	4	2	1	0	3	10	
Lewis*	30	7-12	3-6	5-7	5	7	1	0	1	1	22	
Connecticut*	31	2-13	1-5	2-2	4	7	1	0	1	3	7	
Cincinnati*	33	6-15	2-4	4-4	6	4	3	1	2	2	18	
at Seton Hall*	34	5-10	1-3	2-4	3	4	4	1	1	2	13	
at West Virginia*	34	10-15	3-5	5-7	6	8	7	0	2	1	28	
at DePaul*	35	11-17	3-4	4-8	5	3	3	0	5	2	29	
Notre Dame*	34	4-10	0-2	3-4	5	6	5	1	1	2	11	
DePaul*	34	6-11	0-1	0-0	4	7	2	1	1	1	12	
at Pittsburgh*	30	7-15	2-4	0-0	6	3	0	0	4	3	16	
St. John's*	33	6-10	0-0	4-4	4	4	3	0	1	4	16	
at Villanova*	34	7-13	1-5	0-1	3	4	6	0	2	5	15	
at Rutgers*	33	8-16	2-5	4-9	5	3	2	0	2	4	22	
Georgetown*	35	6-14	2-6	2-2	3	5	2	0	3	1	16	
Pittsburgh*	32	7-19	0-3	2-3	5	6	0	0	1	3	16	
at Notre Dame*	32	6-14	1-4	5-6	4	1	2	1	3	3	18	
at Louisville*	42	5-18	2-7	4-8	11	6	2	0	2	0	16	
Providence*	31	4-10	0-2	1-2	5	9	2	1	0	3	9	
vs. Georgetown*	34	2-15	0-3	4-8	4	6	1	1	2	1	8	
vs. Alabama*	32	7-14	2-5	4-4	3	5	2	1	2	2	20	

### Dan Fitzgerald

2006-07 Statistics												
	min	fg-a	3fg-a	ft-a	reb	ast	to	bk	st	pf	pts	
Hillsdale	19	2-2	1-1	0-0	4	3	2	0	0	2	5	
Idaho St.	25	1-5	1-5	3-6	5	2	2	0	0	2	6	
Detroit	12	1-1	0-0	0-0	1	1	1	0	1	2	2	
Eastern Michigan	24	4-9	2-5	2-2	3	0	1	0	2	1	12	
vs. Texas Tech	13	2-3	1-2	0-0	3	1	0	0	1	3	5	
vs. Duke	22	3-7	1-3	1-3	5	0	0	0	1	2	8	
at Valparaiso	20	0-1	0-1	0-0	7	1	0	0	0	3	0	
Northwestern St.	19	1-2	1-2	1-2	6	1	3	0	0	3	4	
North Dakota St.	14	2-7	1-4	1-1	6	0	0	0	0	4	6	
Delaware St.*	26	5-7	3-5	0-0	7	1	1	0	0	2	13	
Wisconsin*	21	1-3	0-1	0-0	2	1	1	0	0	2	2	
UMBC*	18	3-4	2-3	0-1	6	1	1	0	4	3	8	
Oakland*	17	1-2	1-2	1-1	4	0	2	0	1	1	4	
Morgan St.*	21	4-5	3-4	0-0	2	0	0	0	0	2	11	
Savannah St.*	22	2-4	1-3	2-2	5	1	2	1	1	0	7	
at Providence	25	3-8	1-5	1-1	5	1	2	0	0	4	8	
Syracuse	8	0-0	0-0	0-0	1	0	3	0	0	5	0	
at Connecticut	14	1-2	1-2	0-0	1	0	0	0	0	4	3	
West Virginia	19	1-4	0-3	0-0	5	3	1	0	0	5	2	
at Louisville*	30	2-6	1-5	1-1	5	0	1	0	0	2	6	
at Pittsburgh	30	4-7	4-6	2-2	2	1	0	0	1	5	14	
Seton Hall	20	2-3	2-3	0-0	1	0	1	1	0	4	6	
at USF	14	3-3	2-2	0-0	2	1	0	0	0	4	8	
Providence	25	5-7	4-6	0-0	5	1	0	0	1	1	14	
Rutgers*	30	4-14	2-7	0-0	4	0	0	1	0	2	10	
at Georgetown	27	3-4	1-0	0-0	3	1	1	1	0	2	7	
at DePaul	21	6-10	3-6	1-2	4	1	1	0	1	5	16	
Louisville	27	3-4	2-2	1-1	3	0	1	0	0	2	3	
Villanova	9	0-1	0-0	3-3	0	0	1	0	0	2	3	
at Notre Dame	29	1-8	1-8	2-2	7	1	2	0	0	3	5	
Pittsburgh*	27	0-4	0-3	2-2	5	0	2	0	0	3	2	
vs. St. John's*	31	6-10	4-8	4-5	5	0	0	0	0	5	20	
vs. Pittsburgh*	34	6-10	4-8	4-5	4	1	2	0	1	3	20	
vs. Michigan St.*	25	2-7	2-6	0-0	4	0	0	0	0	5	6	

2005-06 Statistics												
	min	fg-a	3fg-a	ft-a	reb	ast	to	bk	st	pf	pts	
Rice	24	3-6	2-3	1-2	8	8	2	1	0	1	9	
Winthrop	20	1-3	0-2	0-0	0	0	1	0	1	2	2	
vs. E. Washington	13	1-2	1-2	0-0	0	1	1	0	1	5	3	
vs. Oral Roberts	25	3-4	0-1	5-6	4	1	1	0	2	2	11	
vs. South Carolina	29	1-2	0-1	0-0	3	2	4	0	0	1	2	
at Nebraska	8	0-2	0-1	1-2	3	0	3	0	0	2	1	
South Dakota St.	19	5-5	1-1	0-0	3	2	1	0	1	1	11	
Valparaiso	17	2-5	2-5	2-2	3	1	2	0	1	2	8	
at Wisconsin	19	3-4	1-2	0-0	3	1	2	0	1	5	7	
San Francisco	15	0-1	0-1	0-0	2	0	0	0	0	4	0	
Oakland	19	1-6	1-4	0-0	1	1	1	0	0	1	3	
Delaware St.	20	2-4	0-1	0-0	2	4	3	0	1	1	4	
Lewis	16	2-4	1-2	0-0	2	4	3	0	0	3	5	
Connecticut	11	0-2	0-0	0-0	3	1	0	0	0	5	0	
Cincinnati	25	2-5	0-1	0-1	1	4	3	1	0	1	4	
at Seton Hall*	23	0-2	0-2	1-2	3	1	3	0	0	3	1	
at West Virginia*	28	3-7	1-5	0-0	3	1	3	0	1	3	7	
at DePaul	20	0-1	0-1	0-2	2	1	0	0	1	5	0	
Notre Dame	26	2-3	1-2	1-1	3	1	1	1	0	1	6	
DePaul	30	6-10	6-7	0-0	2	0	3	0	3	1	18	
at Pittsburgh	25	2-4	2-3	2-2	1	1	5	2	4	8		
St. John's	17	2-5	2-5	2-2	0	1	1	1	1	3	8	
at Villanova	22	1-2	0-1	0-0	5	0	4	0	0	2	2	
at Rutgers	21	2-4	2-3	2-2	6	1	2	0	0	4	8	
Georgetown	17	0-2	0-2	0-0	2	0	1	1	0	1	0	
Pittsburgh	18	2-3	1-2	0-0	1	4	1	0	0	3	5	
at Notre Dame	17	4-6	2-4	0-0	3	2	2	0	1			

# Marquette Men's Basketball Game Notes

Page 49



## CAREER GAME-BY-GAME STATISTICS

### Dwight Burke

2006-07 Statistics												
	min	fg-a	3fg-a	ft-a	reb	ast	to	bk	st	pf	pts	
Hillsdale	6	1-1	0-0	0-0	2	0	0	0	0	0	2	
Idaho St.	2	0-1	0-0	0-0	1	0	0	0	0	0	0	
Detroit	4	0-0	0-0	0-0	0	0	0	2	0	0	0	
Eastern Michigan	12	1-2	0-0	1-3	2	0	0	1	0	3	3	
vs. Texas Tech	14	2-2	0-0	0-0	3	2	0	1	0	2	4	
vs. Duke	8	0-0	0-0	0-2	0	0	0	0	0	3	0	
at Valparaiso	7	0-0	0-0	0-0	0	0	1	0	1	4	0	
Northwestern St.	6	0-0	0-0	0-0	1	0	2	0	0	1	0	
North Dakota St.	11	0-1	0-0	0-0	3	0	0	0	0	0	0	
Delaware St.	8	0-0	0-0	0-2	2	0	0	0	0	2	0	
Wisconsin	7	0-0	0-0	0-0	0	0	0	0	1	0	0	
UMBC	17	0-3	0-0	0-2	3	0	1	2	0	1	0	
Oakland	5	0-1	0-0	0-0	0	0	1	0	0	2	0	
Morgan St.	6	0-0	0-0	0-0	1	0	0	0	0	1	0	
Savannah St.	6	0-0	0-0	0-0	0	0	0	0	0	0	0	
at Providence	4	0-0	0-0	0-0	0	0	0	0	0	2	0	
Syracuse	18	0-1	0-0	0-0	5	0	1	2	0	2	0	
at Connecticut	23	2-5	0-0	1-2	7	0	1	2	1	4	5	
West Virginia	13	1-1	0-0	3-4	4	0	0	0	0	2	5	
at Louisville	8	0-0	0-0	0-0	1	0	2	0	0	1	0	
at Pittsburgh	10	1-1	0-0	0-2	3	0	1	0	0	2	2	
Seton Hall	8	1-1	0-0	0-3	2	0	0	1	0	1	2	
at USF	11	0-2	0-0	0-0	4	1	2	0	0	2	0	
Providence	5	0-0	0-0	0-0	0	0	1	0	0	1	0	
Rutgers	7	0-1	0-0	1-2	1	0	0	0	0	1	1	
at Georgetown	8	0-1	0-0	1-2	2	0	0	0	0	0	1	
at DePaul	4	0-0	0-0	0-2	1	0	0	0	0	0	0	
Louisville	11	0-1	0-0	0-0	1	0	1	2	0	2	0	
Villanova	8	0-1	0-0	0-2	3	0	0	0	0	4	0	
at Notre Dame	19	1-3	0-0	0-0	5	0	0	1	1	2	2	
Pittsburgh	3	0-0	0-0	0-0	0	0	1	0	0	1	0	
vs. St. John's	11	0-1	0-0	1-2	3	0	0	0	1	3	1	
vs. Pittsburgh	9	0-0	0-0	0-0	0	0	1	0	0	2	0	
vs. Michigan St.	4	0-1	0-0	0-2	0	0	0	0	0	0	0	

2005-06 Statistics												
	min	fg-a	3fg-a	ft-a	reb	ast	to	bk	st	pf	pts	
Rice												DNP
Winthrop												DNP
vs. E. Washington	5	0-0	0-0	2-2	1	0	1	0	0	1	2	
vs. Oral Roberts	5	1-3	0-0	0-1	1	0	1	1	1	1	2	
vs. South Carolina												DNP
at Nebraska	2	0-0	0-0	0-0	0	0	0	0	0	1	0	
South Dakota St.	8	1-1	0-0	0-0	2	0	0	1	0	1	2	
Valparaiso	3	0-0	0-0	0-0	1	0	0	0	0	2	0	
at Wisconsin												DNP
San Francisco												DNP
Oakland	2	1-1	0-0	0-0	0	0	1	0	0	1	2	
Delaware St.	6	0-0	0-0	0-0	1	0	1	0	0	0	0	
Lewis	6	1-1	0-0	0-0	0	0	0	0	0	0	2	
Connecticut	7	1-1	0-0	1-2	0	0	1	0	0	2	3	
Cincinnati	1	0-0	0-0	0-0	0	0	0	0	0	0	0	
at Seton Hall	9	0-0	0-0	0-0	1	0	0	0	0	1	0	
at West Virginia	5	0-1	0-0	0-0	3	0	1	0	0	3	0	
at DePaul	0+	0-0	0-0	0-0	0	0	0	0	0	0	0	
Notre Dame												DNP
DePaul												DNP
at Pittsburgh												DNP
St. John's	5	0-0	0-0	0-0	0	0	0	0	0	0	0	
at Villanova	11	0-0	0-0	0-0	0	0	0	0	0	1	0	
at Rutgers	6	0-0	0-0	1-2	0	1	2	0	0	3	1	
Georgetown												DNP
Pittsburgh	6	0-0	0-0	0-0	1	0	1	0	0	3	0	
at Notre Dame	4	0-1	0-0	0-0	1	0	0	0	0	1	0	
at Louisville												DNP
Providence	12	0-3	0-0	2-2	3	0	0	1	0	0	2	
vs. Georgetown	2	0-0	0-0	0-0	0	0	0	0	0	3	0	
vs. Alabama												DNP

### Lawrence Blackledge

2006-07 Statistics												
	min	fg-a	3fg-a	ft-a	reb	ast	to	bk	st	pf	pts	
Hillsdale	3	0-0	0-0	1-4	1	0	0	0	0	1	1	
Idaho St.	8	0-1	0-0	1-2	1	0	0	0	0	0	1	
Detroit	14	3-4	0-0	0-0	2	0	1	1	2	1	6	
Eastern Michigan	13	4-8	0-0	0-1	7	2	0	0	0	1	8	
vs. Texas Tech	3	1-1	0-0	0-0	1	0	0	0	0	0	2	
vs. Duke	2	0-0	0-0	0-0	0	0	0	0	0	0	0	
at Valparaiso	4	0-1	0-0	0-0	0	0	1	0	0	0	0	
Northwestern St.	7	1-4	0-0	1-2	5	1	1	1	1	1	3	
North Dakota St.	11	0-0	0-0	0-0	0	1	1	2	0	1	0	
Delaware St.	4	0-1	0-0	0-0	1	0	0	0	0	0	0	
Wisconsin												DNP
UMBC	12	2-2	0-0	0-0	2	1	1	1	0	2	4	
Oakland	3	0-0	0-0	2-2	0	1	0	0	0	0	2	
Morgan St.	20	3-6	0-0	0-0	3	2	0	1	2	1	6	
Savannah St.	10	0-0	0-0	0-0	3	0	2	0	0	0	0	
at Providence	0+	0-1	0-0	0-0	0	0	0	0	0	0	0	
Syracuse	2	0-1	0-0	0-0	1	0	2	0	0	0	0	
at Connecticut												DNP
West Virginia	1	0-1	0-0	0-0	0	0	0	0	0	0	0	
at Louisville												DNP
at Pittsburgh												DNP
Seton Hall												DNP
at USF												DNP
Providence												DNP
Rutgers	1	0-0	0-0	0-0	0	1	0	0	0	0	0	
at Georgetown	4	0-0	0-0	0-0	0	0	0	0	0	1	0	
at DePaul												DNP
Louisville												DNP
Villanova												DNP
at Notre Dame												DNP
Pittsburgh												DNP
vs. St. John's												DNP
vs. Pittsburgh												DNP
vs. Michigan St.												DNP

2005-06 Statistics												
	min	fg-a	3fg-a	ft-a	reb	ast	to	bk	st	pf	pts	
Rice	31	5-7	1-2	3-3	6	1	8	2	2	3	14	
Winthrop	23	2-4	1-1	1-2	4	2	2	1	2	3	6	
vs. E. Washington	27	5-6	0-0	5-5	6	4	2	0	3	3	15	
vs. Oral Roberts	26	3-5	0-0	2-2	2	5	6	1	2	1	8	
vs. South Carolina	25	2-4	1-1	2-2	4	0	2	0	2	0	7	
at Nebraska	32	1-5	0-2	5-5	2	2	4	1	2	4	7	
South Dakota St.*	18	3-6	0-0	3-4	0	1	3	0	4	5	9	
Valparaiso	29	4-10	0-2	4-4	4	4	1	1	2	2	12	
at Wisconsin	13	3-7	0-0	0-0	2	1	3	0	1	5	6	
San Francisco	32	6-14	1-3	2-5	1	2	3	0	3	3	15	
Oakland	27	8-12	1-3	1-1	7	5	2	0	3	2	18	
Delaware St.*	29	4-9	2-2	0-0	6	4	2	0	2	1	10	
Lewis*	26	5-9	1-1	0-0	6	2	5	1	0	0	11	
Connecticut*	35	7-22	1-5	4-6	12	2	4	0	2	3	19	
Cincinnati*	35	7-21	0-3	2-2	4	2	3	0	1	3	16	
at Seton Hall	37	3-10	1-2	2-3	4	3	6	2	3	2	9	
at West Virginia	32	4-9	0-0	1-2	5	3	5	0	1	4	9	
at DePaul	33	4-6	1-1	2-3	4	7	5	0	0	1	11	
Notre Dame*	30	6-9	0-0	0-2	3	5	3	5	3	3	12	
DePaul*	36	5-15	1-2	0-0	7	3	2	0	3	2	11	
at Pittsburgh*	34	5-12	0-2	0-4	2	5	3	1	3	4	10	
St. John's*	28	4-11	0-0	3-4	5	2	5	0	2	2	11	
at Villanova*	30	7-15	0-1	0-0	8	2	5	0	2	1	14	
at Rutgers*	22	4-10	0-4	5-5	3	2	3	0	3	4	13	
Georgetown*	26	5-10	0-2	0-0	7	3	6	0	2	1	10	
Pittsburgh*	19	3-6	1-2	2-2	3	0	3	0	2	3	9	
at Notre Dame*	21	4-13	0-1	0-0	5	4	3	1	2	2	8	
at Louisville*	26	5-15	0-1	0-0	5	2	3	0	2	2	10	
Providence*	19	4-10	0-0	5-6	1	5	0	2	2	13		
vs. Georgetown*	26	5-12	0-2	0-0	4	3	5	0	1	2	10	
vs. Alabama*	26	5-8	0-1	0-0	3	3	3	0	0	4	10	

### Jerel McNeal

2006-07 Statistics												
	min	fg-a	3fg-a	ft-a	reb	ast	to	bk	st	pf	pts	
Hillsdale	35	7-22	0-5	5-7	7	4	5	1	3	2	19	
Idaho St.*	32	5-16	1-7	2-4	4	3	5	0	6	4	13	
Detroit*	27	3-8	1-3	0-1	2	7	3	2	3	3	7	

# Marquette Men's Basketball Game Notes

Page 50



## CAREER GAME-BY-GAME STATISTICS

### Wesley Matthews

2006-07 Statistics												
	min	fg-a	3fg-a	ft-a	reb	ast	to	bk	st	pf	pts	
Hillsdale	.28	1-5	0-1	4-7	7	2	4	0	0	5	6	
Idaho St.*	.36	3-13	0-4	1-4	5	1	1	0	1	1	7	
Detroit	.24	6-9	3-4	0-0	8	1	0	0	1	1	15	
Eastern Michigan	.28	5-8	2-4	3-3	2	3	2	1	2	1	15	
vs. Texas Tech	.33	7-11	1-2	5-8	4	6	5	0	3	1	20	
vs. Duke	.30	2-9	1-2	3-4	4	0	1	0	1	2	8	
at Valparaiso*	.31	5-8	1-4	0-0	4	0	4	0	1	2	11	
Northwestern St.*	.32	5-11	0-3	4-5	8	5	4	0	2	0	14	
North Dakota St.*	.34	3-11	0-3	3-4	9	3	3	0	3	1	9	
Delaware St.*	.30	5-11	2-4	3-5	4	5	1	0	3	1	15	
Wisconsin	.34	3-11	0-3	3-4	4	1	3	0	3	5	9	
UMBC*	.28	2-4	0-1	0-2	4	1	1	0	0	0	4	
Oakland	.35	4-7	0-1	2-4	4	2	2	0	1	3	10	
Morgan St.*	.24	3-6	0-2	2-2	6	6	0	0	0	3	8	
Savannah St.*	.29	7-8	2-2	6-10	9	0	2	2	0	2	22	
at Providence*	.24	6-18	1-4	1-2	5	1	2	0	2	4	14	
Syracuse*	.34	6-18	0-3	2-3	8	5	5	1	1	4	14	
at Connecticut*	.34	3-5	0-0	4-6	8	2	5	0	2	2	10	
West Virginia*	.36	5-6	0-1	3-5	1	3	1	0	2	3	13	
at Louisville*	.36	5-6	3-4	4-6	5	1	1	0	1	2	17	
at Pittsburgh*	.33	2-5	0-1	10-11	3	1	0	0	3	4	14	
Seton Hall*	.38	6-13	0-0	10-12	5	2	4	0	4	2	22	
at USF*	.35	2-11	0-1	8-8	6	2	0	0	1	0	12	
Providence*	.30	1-6	0-2	10-10	2	1	5	0	0	4	12	
Rutgers*	.31	4-8	0-1	2-4	6	1	2	0	0	5	10	
at Georgetown*	.19	1-3	0-1	0-0	2	1	2	0	0	5	11	
at DePaul*	.28	3-9	1-3	5-6	9	2	5	0	1	4	12	
Louisville*	.33	2-7	0-3	4-5	5	2	2	0	3	2	8	
Villanova*	.27	2-5	0-1	12-12	7	2	3	0	3	1	16	
at Notre Dame*	.22	7-8	1-2	2-3	4	1	1	0	0	5	17	
Pittsburgh	.36	7-15	1-3	5-7	3	4	3	0	3	2	20	
vs. St. John's	.34	2-9	2-4	9-10	5	4	0	0	0	3	15	
vs. Pittsburgh	.35	6-11	1-2	6-6	7	3	4	0	1	3	19	
vs. Michigan St.	.31	2-9	1-4	5-6	6	1	6	1	1	6	10	

2005-06 Statistics												
	min	fg-a	3fg-a	ft-a	reb	ast	to	bk	st	pf	pts	
Rice*	.15	3-4	0-0	1-1	1	1	4	0	1	3	7	
Winthrop	.29	4-7	1-3	2-2	3	2	3	0	1	3	11	
vs. E. Washington*	.17	2-5	0-0	8-10	5	0	1	0	2	4	12	
vs. Oral Roberts*	.20	1-7	0-0	0-0	3	1	1	0	0	3	2	
vs. South Carolina*	.30	3-9	1-2	2-2	6	5	1	0	1	0	9	
at Nebraska*	.29	4-10	1-1	9-11	7	4	4	1	2	4	18	
South Dakota St.*	.25	3-7	1-1	3-6	3	4	4	1	6	1	10	
Valparaiso*	.32	2-10	0-2	0-0	2	6	3	0	4	2	4	
at Wisconsin*	.32	2-12	1-3	4-4	3	0	0	0	1	4	9	
San Francisco	.27	1-7	0-0	5-6	7	3	2	1	2	1	7	
Oakland*	.29	7-12	3-4	4-5	5	2	2	1	1	2	21	
Delaware St.*	.28	3-4	2-2	4-4	3	2	5	0	3	1	12	
Lewis*	.30	1-9	0-3	0-0	13	5	2	0	1	3	2	
Connecticut											DNP	
Cincinnati											DNP	
at Seton Hall											DNP	
at West Virginia											DNP	
at DePaul											DNP	
Notre Dame											DNP	
DePaul											DNP	
at Pittsburgh											DNP	
St. John's	.17	0-3	0-0	0-0	3	4	0	0	0	1	0	
at Villanova	.9	2-2	0-0	0-0	0	1	4	0	0	1	4	
at Rutgers	.26	3-7	0-1	3-4	4	1	0	0	0	3	9	
Georgetown	.21	1-3	0-1	0-0	4	1	3	0	0	2	2	
Pittsburgh	.26	5-8	1-2	2-2	4	3	3	0	0	1	13	
at Notre Dame	.24	0-4	0-0	3-4	1	2	3	1	1	1	3	
at Louisville	.32	3-10	1-3	3-4	4	0	0	0	1	3	10	
Providence	.27	7-8	2-2	2-3	0	6	1	0	0	3	11	
vs. Georgetown	.24	4-7	0-1	6-7	6	1	1	0	1	2	14	
vs. Alabama	.24	4-8	0-1	2-5	3	2	2	0	0	2	10	

### Lazar Hayward

2006-07 Statistics												
	min	fg-a	3fg-a	ft-a	reb	ast	to	bk	st	pf	pts	
Hillsdale	.16	3-5	0-0	0-0	5	0	0	0	1	2	6	
Idaho St.	.7	1-3	0-0	0-0	0	0	0	0	0	0	2	
Detroit	.17	5-8	2-4	2-2	3	0	1	0	4	1	14	
Eastern Michigan	.14	5-12	2-4	1-2	8	1	1	2	1	0	13	
vs. Texas Tech	.18	1-6	0-4	1-2	6	0	3	0	1	3	3	
vs. Duke	.10	1-2	0-1	0-0	2	0	1	0	0	1	2	
at Valparaiso	.15	4-7	0-1	0-1	1	0	1	0	0	3	8	
Northwestern St.	.11	2-3	0-1	0-0	1	0	0	0	0	3	4	
North Dakota St.	.18	2-8	0-2	2-2	4	0	1	0	0	2	6	
Delaware St.	.12	0-1	0-0	0-0	2	0	2	0	0	3	0	
Wisconsin	.21	5-12	0-4	0-0	8	0	1	0	1	2	10	
UMBC	.16	6-11	0-1	1-4	7	0	3	1	1	2	13	
Oakland	.14	2-4	0-0	2-4	2	0	0	0	0	3	6	
Morgan St.	.20	3-7	0-1	2-2	6	0	1	0	1	8		
Savannah St.	.13	0-2	0-1	2-4	3	1	1	0	1	1	2	
at Providence	.21	2-9	0-1	8-8	5	0	1	0	1	2	12	
Syracuse*	.18	2-3	0-0	3-4	5	0	1	0	1	1	7	
at Connecticut*	.13	1-5	0-1	0-0	2	0	1	0	2	3	2	
West Virginia*	.13	1-1	1-1	1-2	0	0	0	0	0	1	8	
at Louisville*	.8	1-1	0-0	0-0	1	0	0	0	0	1	2	
at Pittsburgh*	.9	2-5	0-1	0-0	1	0	3	0	1	3	4	
Seton Hall*	.16	3-4	0-1	1-4	3	0	0	0	0	3	7	
at USF*	.13	0-3	0-1	1-2	2	0	1	0	1	2	1	
Providence*	.13	2-5	0-0	1-2	5	1	1	0	2	3	5	
Rutgers*	.10	2-3	1-2	0-0	3	0	0	0	0	0	5	
at Georgetown*	.17	4-7	1-1	5-5	4	0	0	0	0	1	14	
at DePaul*	.19	2-4	0-0	0-2	8	0	1	0	0	4	4	
Louisville*	.16	1-3	0-0	2-2	3	3	2	0	0	2	4	
Villanova*	.28	5-7	2-3	6-8	4	0	1	0	0	5	18	
at Notre Dame	.20	1-5	0-3	0-0	3	1	1	0	0	4	2	
Pittsburgh	.28	3-10	0-2	1-2	6	1	1	0	1	4	7	
vs. St. John's	.26	5-13	1-4	3-5	7	1	2	0	0	1	14	
vs. Pittsburgh	.15	4-10	0-2	3-3	2	1	1	0	0	4	11	
vs. Michigan St.	.25	2-5	0-1	0-0	4	0	2	0	0	3	4	

2005-06 Statistics												
	min	fg-a	3fg-a	ft-a	reb	ast	to	bk	st	pf	pts	
Rice	.6	2-2	0-0	0-0	2	0	2	1	0	0	4	
Winthrop	.21	1-2	0-0	5-6	3	1	1	1	1	3	7	
vs. E. Washington*	.6	0-0	0-0	0-0	2	0	2	0	0	4	0	
vs. Oral Roberts*	.16	4-5	0-0	4-6	5	0	0	0	0	5	12	
vs. South Carolina*	.19	2-4	0-0	0-0	3	2	1	0	0	0	4	
at Nebraska*	.15	0-0	0-0	1-3	5	0	0	0	0	2	3	
South Dakota St.*	.15	5-5	0-0	1-2	2	1	2	1	1	1	10	
Valparaiso*	.17	2-3	0-0	1-2	4	0	2	0	0	2	5	
at Wisconsin*	.8	0-0	0-0	0-0	4	0	3	0	0	1	0	
San Francisco	.1	0-0	0-0	0-0	0	0	0	0	0	0	1	
Oakland	.6	1-1	0-0	1-1	1	0	0	0	0	0	2	
Delaware St.	.3	0-0	0-0	1-0	0	0	0	0	0	0	0	
Lewis	.6	0-0	0-0	0-0	2	0	1	0	1	0	0	
Connecticut	.15	3-4	0-0	1-2	4	4	0	0	1	0	7	
Cincinnati	.15	3-6	0-0	2-1	1	1	0	0	0	4	6	
at Seton Hall	.9	2-4	0-0	1-2	4	0	0	0	0	1	0	
at West Virginia	.10	0-0	0-0	2-2	1	0	0	0	0	0	0	
at DePaul	.14	3-7	0-0	1-2	3	0	0	0	1	2	7	
Notre Dame	.11	1-2	0-0	0-0	5	0	0	0	1	0	1	
DePaul	.14	3-7	0-0	1-2	3	0	0	0	1	2	7	
at Pittsburgh*	.9	2-5	0-0	0-0	2	2	1	0	0	1	4	
St. John's	.20	4-5	0-0	2-3	5	2	1	0	0	5	10	
at Villanova	.18	1-2	0-0	1-2	3	0	2	2	1	0	3	
at Rutgers	.12	0-0	0-0	0-0	0	0	1	1	0	1	0	
Georgetown*	.23	2-3	0-0	4-0	0	0	1	0	2	2	4	
Pittsburgh*	.17	0-0	0-0	1-3	5	0	1	1	2	3	1	
at Notre Dame*	.15	3-4	0-0	1-1	6	2	0	0	0	1	7	
at Louisville*	.18	2-3	0-0	4-4	4	0	0	0	0	4	4	
Providence	.16	5-8	0-0	3-5	5	0	3	0	1	3	13	
vs. Georgetown*	.20	2-3	0-0	0-0	1	0	0	1	0	1	4	



**Marquette Basketball**  
**Marquette Combined Team Statistics (as of Mar 16, 2008)**  
**All games**

<b>RECORD:</b>	<b>OVERALL</b>	<b>HOME</b>	<b>AWAY</b>	<b>NEUTRAL</b>
<b>ALL GAMES.....</b>	<b>(24-9)</b>	<b>(15-2)</b>	<b>(5-5)</b>	<b>(4-2)</b>
<b>CONFERENCE.....</b>	<b>(11-7)</b>	<b>(7-2)</b>	<b>(4-5)</b>	<b>(0-0)</b>
<b>NON-CONFERENCE.....</b>	<b>(13-2)</b>	<b>(8-0)</b>	<b>(1-0)</b>	<b>(4-2)</b>

## Player	GP-GS	Min--Avg	---TOTAL---		---3-PTS---		FT-FTA	Pct	---REBOUNDS---				PF	FO	A	TO	Blk	Stl	Pts	Avg
			FG-FGA	Pct	3FG-FGA	Pct			Off	Def	Tot	Avg								
22 MCNEAL, Jerel.....	33-33	988 29.9	177-394	.449	29-98	.296	90-129	.698	52	106	158	4.8	104	4	120	91	14	73	473	14.3
01 JAMES, Dominic.....	33-32	991 30.0	152-374	.406	44-139	.317	80-122	.656	29	59	88	2.7	73	0	141	72	7	60	428	13.0
32 HAYWARD, Lazar.....	33-31	829 25.1	149-314	.475	38-84	.452	92-118	.780	60	155	215	6.5	87	3	20	60	13	38	428	13.0
23 MATTHEWS, Wesley...	33-33	942 28.5	115-263	.437	20-64	.313	118-152	.776	55	89	144	4.4	73	0	57	57	10	33	368	11.2
41 BARRO, Ousmane.....	33-13	639 19.4	69-127	.543	0-0	.000	45-69	.652	67	113	180	5.5	84	4	9	36	38	21	183	5.5
10 CUBILLAN, David....	32-0	576 18.0	59-155	.381	39-114	.342	17-21	.810	17	27	44	1.4	32	0	53	24	3	23	174	5.4
02 ACKER, Maurice.....	33-1	439 13.3	51-115	.443	25-59	.424	26-33	.788	5	27	32	1.0	52	1	60	36	1	27	153	4.6
05 FITZGERALD, Dan....	28-4	402 14.4	38-95	.400	30-81	.370	8-11	.727	20	35	55	2.0	51	1	11	14	0	21	114	4.1
12 BURKE, Dwight.....	33-17	385 11.7	31-52	.596	0-0	.000	21-41	.512	45	48	93	2.8	68	1	7	16	13	11	83	2.5
33 MBAKWE, Trevor.....	10-0	100 10.0	4-15	.267	0-0	.000	9-19	.474	13	10	23	2.3	18	0	2	4	4	3	17	1.7
21 BLACKLEDGE, Lawrenc	26-1	176 6.8	19-30	.633	0-0	.000	5-15	.333	17	23	40	1.5	26	0	4	8	18	4	43	1.7
00 CHRISTOPHERSON, Scot	18-0	87 4.8	8-19	.421	6-15	.400	2-2	1.000	0	12	12	0.7	15	0	3	6	0	2	24	1.3
42 BRICE, Tommy.....	9-0	12 1.3	0-0	.000	0-0	.000	5-6	.833	0	0	0	0.0	1	0	0	1	0	0	5	0.6
04 HAZEL, Patrick.....	14-0	48 3.4	3-4	.750	0-0	.000	1-2	.500	0	16	16	1.1	5	0	2	1	5	0	7	0.5
45 FROZENA, Robert.....	7-0	9 1.3	0-0	.000	0-0	.000	3-4	.750	0	2	2	0.3	0	0	1	0	0	1	3	0.4
TEAM.....									62	44	106	3.2	2		9					
Total.....	33	6623	875-1957	.447	231-654	.353	522-744	.702	442	766	1208	36.6	691	14	490	435	126	317	2503	75.8
Opponents.....	33	6625	735-1783	.412	161-553	.291	490-722	.679	392	736	1128	34.2	645	27	389	561	115	203	2121	64.3

TEAM STATISTICS	MU	OPP	DATE	OPPONENT	W/L	SCORE	ATTEND		
SCORING.....	2503	2121	11/10/07	IUPUI	W	76-68	13991		
Points per game.....	75.8	64.3	11/12/07	UTAH VALLEY STATE	W	66-55	12992		
Scoring margin.....	+11.6	-	#11/19/07	vs CHAMINADE	W	74-63	2500		
FIELD GOALS-ATT.....	875-1957	735-1783	#11/20/07	vs OKLAHOMA STATE	W	91-61	2500		
Field goal pct.....	.447	.412	#11/21/07	vs DUKE	L	73-77	2500		
3 POINT FG-ATT.....	231-654	161-553	11/30/07	UWM	W	100-65	18283		
3-point FG pct.....	.353	.291	12/08/07	at Wisconsin	W	81-76	17190		
3-pt FG made per game..	7.0	4.9	12/15/07	SACRAMENTO STATE	W	82-51	13673		
FREE THROWS-ATT.....	522-744	490-722	12/17/07	IPFW	W	80-56	13133		
Free throw pct.....	.702	.679	12/21/07	COPPIN STATE	W	89-42	13610		
REBOUNDS.....	1208	1128	12/29/07	SAVANNAH STATE	W	77-37	15060		
Rebounds per game.....	36.6	34.2	*1/3/08	PROVIDENCE	W	96-67	17041		
Rebounding margin.....	+2.4	-	*1/6/08	at West Virginia	L	64-79	11429		
ASSISTS.....	490	389	*1/8/08	SETON HALL	W	61-56	14681		
Assists per game.....	14.8	11.8	*1/12/08	NOTRE DAME	W	92-66	18906		
TURNOVERS.....	435	561	*1/17/08	at LOUISVILLE	L	51-71	19834		
Turnovers per game.....	13.2	17.0	*1/20/08	at CONNECTICUT	L	73-89	10027		
Turnover margin.....	+3.8	-	*1/26/08	DEPAUL	W	79-71	19037		
Assist/turnover ratio..	1.1	0.7	*1/29/08	USF	W	62-54	16774		
STEALS.....	317	203	*2/2/08	at Cincinnati	W	75-60	11843		
Steals per game.....	9.6	6.2	*2/4/08	LOUISVILLE	L	57-71	17736		
BLOCKS.....	126	115	*2/9/08	at Notre Dame	L	83-86	11418		
Blocks per game.....	3.8	3.5	*2/12/08	at Seton Hall	W	89-64	7476		
WINNING STREAK.....	0	-	*2/15/08	PITTSBURGH	W	72-54	19011		
Home win streak.....	1	-	*2/20/08	at St. John's	W	73-64	6413		
ATTENDANCE.....	276064	202252	*2/23/08	RUTGERS	W	78-48	18901		
Home games-Avg/Game....	17-16239	10-13607	*02/25/08	at Villanova	W	85-75	16992		
Neutral site-Avg/Game..	-	6-11031	*3/1/08	GEORGETOWN	LOT	68-70	19085		
			3/4/08	FLORIDA GULF COAST	W	67-37	14150		
SCORE BY PERIODS:	1st	2nd	OT	Total	*3/8/08	at Syracuse	L	72-87	23444
-----	-----	-----	-----	-----	03/12/08	vs Seton Hall	W	67-54	19562
Marquette.....	1133	1365	5	- 2503	3/13/08	vs Notre Dame Fighting Irish	W	89-79	19562
Opponents.....	993	1121	7	- 2121	3/14/08	vs Pittsburgh Panthers	L	61-68	19562

\* = Conference game  
# = EA Sports Maui Invitational

**Marquette Basketball**  
**Marquette Combined Team Statistics (as of Mar 14, 2008)**  
**Conference games**

<b>RECORD:</b>	<b>OVERALL</b>	<b>HOME</b>	<b>AWAY</b>	<b>NEUTRAL</b>
<b>ALL GAMES.....</b>	<b>(11-7)</b>	<b>(7-2)</b>	<b>(4-5)</b>	<b>(0-0)</b>
<b>CONFERENCE.....</b>	<b>(11-7)</b>	<b>(7-2)</b>	<b>(4-5)</b>	<b>(0-0)</b>
<b>NON-CONFERENCE.....</b>	<b>(0-0)</b>	<b>(0-0)</b>	<b>(0-0)</b>	<b>(0-0)</b>

## Player	GP-GS	Min--Avg	---TOTAL---		---3-PTS---		---REBOUNDS---				PF	FO	A	TO	Blk	Stl	Pts	Avg		
			FG-FGA	Pct	3FG-FGA	Pct	FT-FTA	Pct	Off	Def									Tot	Avg
22 MCNEAL, Jerel.....	18-18	561 31.2	94-233	.403	15-58	.259	41-58	.707	28	56	84	4.7	58	3	72	49	11	39	244	13.6
32 HAYWARD, Lazar.....	18-18	451 25.1	76-179	.425	28-56	.500	47-57	.825	35	76	111	6.2	55	3	10	39	3	23	227	12.6
01 JAMES, Dominic.....	18-17	539 29.9	80-198	.404	24-79	.304	41-63	.651	12	31	43	2.4	46	0	80	38	3	25	225	12.5
23 MATTHEWS, Wesley...	18-18	511 28.4	67-143	.469	16-37	.432	71-90	.789	26	45	71	3.9	38	0	31	24	4	19	221	12.3
41 BARRO, Ousmane.....	18-8	366 20.3	43-79	.544	0-0	.000	23-36	.639	34	63	97	5.4	48	3	3	22	18	12	109	6.1
10 CUBILLAN, David....	18-0	317 17.6	29-77	.377	21-57	.368	7-8	.875	9	12	21	1.2	22	0	26	12	2	14	86	4.8
02 ACKER, Maurice.....	18-1	225 12.5	23-55	.418	11-28	.393	19-20	.950	2	16	18	1.0	31	1	32	15	1	13	76	4.2
05 FITZGERALD, Dan....	18-2	258 14.3	22-64	.344	16-52	.308	3-5	.600	14	21	35	1.9	36	1	5	6	0	12	63	3.5
33 MBARWE, Trevor.....	6-0	72 12.0	4-12	.333	0-0	.000	7-15	.467	10	8	18	3.0	11	0	1	3	1	2	15	2.5
21 BLACKLEDGE, Lawrenc	13-0	87 6.7	13-19	.684	0-0	.000	2-5	.400	8	6	14	1.1	14	0	1	2	10	1	28	2.2
12 BURKE, Dwight.....	18-8	185 10.3	9-18	.500	0-0	.000	8-16	.500	17	19	36	2.0	37	1	6	5	5	4	26	1.4
00 CHRISTOPHERSON, Scot	11-0	33 3.0	2-4	.500	2-4	.500	2-2	1.000	0	2	2	0.2	6	0	3	3	0	0	8	0.7
04 HAZEL, Patrick.....	7-0	14 2.0	1-2	.500	0-0	.000	0-0	.000	0	6	6	0.9	2	0	2	1	1	0	2	0.3
45 FROZENA, Robert....	2-0	3 1.5	0-0	.000	0-0	.000	0-0	.000	0	0	0	0.0	0	0	1	0	0	0	0	0.0
42 BRICE, Tommy.....	2-0	3 1.5	0-0	.000	0-0	.000	0-0	.000	0	0	0	0.0	0	0	0	0	0	0	0	0.0
TEAM.....																				
									37	19	56	3.1	0			7				
-----																				
Total.....	18	3625	463-1083	.428	133-371	.358	271-375	.723	232	380	612	34.0	404	12	273	226	59	164	1330	73.9
Opponents.....	18	3625	409-946	.432	90-305	.295	324-453	.715	211	432	643	35.7	340	13	221	301	71	112	1232	68.4

TEAM STATISTICS	MU	OPP	DATE	OPPONENT	W/L	SCORE	ATTEND
SCORING.....	1330	1232	*1/3/08	PROVIDENCE	W	96-67	17041
Points per game.....	73.9	68.4	*1/6/08	at West Virginia	L	64-79	11429
Scoring margin.....	+5.4	-	*1/8/08	SETON HALL	W	61-56	14681
FIELD GOALS-ATT.....	463-1083	409-946	*1/12/08	NOTRE DAME	W	92-66	18906
Field goal pct.....	.428	.432	*1/17/08	at LOUISVILLE	L	51-71	19834
3 POINT FG-ATT.....	133-371	90-305	*1/20/08	at CONNECTICUT	L	73-89	10027
3-point FG pct.....	.358	.295	*1/26/08	DEPAUL	W	79-71	19037
3-pt FG made per game..	7.4	5.0	*1/29/08	USF	W	62-54	16774
FREE THROWS-ATT.....	271-375	324-453	*2/2/08	at Cincinnati	W	75-60	11843
Free throw pct.....	.723	.715	*2/4/08	LOUISVILLE	L	57-71	17736
REBOUNDS.....	612	643	*2/9/08	at Notre Dame	L	83-86	11418
Rebounds per game.....	34.0	35.7	*2/12/08	at Seton Hall	W	89-64	7476
Rebounding margin.....	-1.7	-	*2/15/08	PITTSBURGH	W	72-54	19011
ASSISTS.....	273	221	*2/20/08	at St. John's	W	73-64	6413
Assists per game.....	15.2	12.3	*2/23/08	RUTGERS	W	78-48	18901
TURNOVERS.....	226	301	*02/25/08	at Villanova	W	85-75	16992
Turnovers per game.....	12.6	16.7	*3/1/08	GEORGETOWN	LOT	68-70	19085
Turnover margin.....	+4.2	-	*3/8/08	at Syracuse	L	72-87	23444
Assist/turnover ratio..	1.2	0.7	* = Conference game				
STEALS.....	164	112	# = EA Sports Maui Invitational				
Steals per game.....	9.1	6.2					
BLOCKS.....	59	71					
Blocks per game.....	3.3	3.9					
WINNING STREAK.....	0	-					
Home win streak.....	0	-					
ATTENDANCE.....	161172	118876					
Home games-Avg/Game....	9-17908	9-13208					
Neutral site-Avg/Game..	-	0-0					

SCORE BY PERIODS:	1st	2nd	OT	Total
-----	-----	-----	-----	-----
Marquette.....	566	759	5	- 1330
Opponents.....	551	674	7	- 1232

**Marquette Basketball**  
**Marquette Combined Team Statistics (as of Mar 16, 2008)**  
**BIG EAST Tournament**

RECORD:	OVERALL	HOME	AWAY	NEUTRAL
ALL GAMES.....	(2-1)	(0-0)	(0-0)	(2-1)
CONFERENCE.....	(0-0)	(0-0)	(0-0)	(0-0)
NON-CONFERENCE.....	(2-1)	(0-0)	(0-0)	(2-1)

## Player	GP-GS	Min--Avg	---TOTAL---		---3-PTS---		---REBOUNDS---				PF	FO	A	TO	Blk	Stl	Pts	Avg		
			FG-FGA	Pct	3FG-FGA	Pct	Off	Def	Tot	Avg										
22 MCNEAL, Jerel.....	3-3	90 30.0	23-43	.535	6-13	.462	14-17	.824	2	16	18	6.0	9	0	6	8	2	5	66	22.0
32 HAYWARD, Lazar.....	3-3	81 27.0	12-30	.400	2-9	.222	14-19	.737	4	20	24	8.0	8	0	2	6	1	2	40	13.3
01 JAMES, Dominic.....	3-3	100 33.3	11-33	.333	3-11	.273	4-8	.500	5	9	14	4.7	6	0	11	3	2	7	29	9.7
23 MATTHEWS, Wesley...	3-3	89 29.7	7-29	.241	1-9	.111	11-12	.917	9	11	20	6.7	6	0	5	6	1	1	26	8.7
02 ACKER, Maurice.....	3-0	54 18.0	7-13	.538	4-8	.500	1-2	.500	1	1	2	0.7	4	0	5	5	0	2	19	6.3
41 BARRO, Ousmane.....	3-3	55 18.3	4-9	.444	0-0	.000	3-5	.600	13	6	19	6.3	7	0	1	3	3	1	11	3.7
05 FITZGERALD, Dan....	3-0	30 10.0	4-7	.571	2-5	.400	0-0	.000	1	1	2	0.7	3	0	1	4	0	2	10	3.3
12 BURKE, Dwight.....	3-0	33 11.0	2-5	.400	0-0	.000	2-5	.400	5	9	14	4.7	4	0	0	1	1	1	6	2.0
21 BLACKLEDGE, Lawrenc	3-0	16 5.3	1-3	.333	0-0	.000	3-10	.300	2	3	5	1.7	2	0	0	1	1	1	5	1.7
10 CUBILLAN, David....	3-0	33 11.0	1-12	.083	1-8	.125	1-2	.500	2	4	6	2.0	2	0	2	1	0	0	4	1.3
33 MBAKWE, Trevor.....	3-0	17 5.7	0-1	.000	0-0	.000	1-2	.500	2	2	4	1.3	5	0	1	1	3	0	1	0.3
TEAM.....										10	5	15	5.0	1		0				
-----																				
Total.....	3	598	72-185	.389	19-63	.302	54-82	.659	56	87	143	47.7	57	0	34	39	14	22	217	72.3
Opponents.....	3	600	74-177	.418	16-58	.276	37-61	.607	32	71	103	34.3	63	5	42	40	15	17	201	67.0

TEAM STATISTICS	MU	OPP	DATE	OPPONENT	W/L	SCORE	ATTEND
SCORING.....	217	201	03/12/08	vs Seton Hall	W	67-54	19562
Points per game.....	72.3	67.0	3/13/08	vs Notre Dame Fighting Irish	W	89-79	19562
Scoring margin.....	+5.3	-	3/14/08	vs Pittsburgh Panthers	L	61-68	19562
FIELD GOALS-ATT.....	72-185	74-177	* = Conference game				
Field goal pct.....	.389	.418	# = EA Sports Maui Invitational				
3 POINT FG-ATT.....	19-63	16-58					
3-point FG pct.....	.302	.276					
3-pt FG made per game..	6.3	5.3					
FREE THROWS-ATT.....	54-82	37-61					
Free throw pct.....	.659	.607					
REBOUNDS.....	143	103					
Rebounds per game.....	47.7	34.3					
Rebounding margin.....	+13.3	-					
ASSISTS.....	34	42					
Assists per game.....	11.3	14.0					
TURNOVERS.....	39	40					
Turnovers per game.....	13.0	13.3					
Turnover margin.....	+0.3	-					
Assist/turnover ratio..	0.9	1.1					
STEALS.....	22	17					
Steals per game.....	7.3	5.7					
BLOCKS.....	14	15					
Blocks per game.....	4.7	5.0					
WINNING STREAK.....	0	-					
Home win streak.....	0	-					
ATTENDANCE.....	0	58686					
Home games-Avg/Game....	0-0	0-0					
Neutral site-Avg/Game..	-	3-19562					

SCORE BY PERIODS:	1st	2nd	Total	
-----	-----	-----	-----	
Marquette.....	88	129	-	217
Opponents.....	102	99	-	201

**Marquette Basketball**  
**Marquette Combined Team Statistics (as of Mar 16, 2008)**  
**Last Five Games**

<b>RECORD:</b>	<b>OVERALL</b>	<b>HOME</b>	<b>AWAY</b>	<b>NEUTRAL</b>
<b>ALL GAMES.....</b>	<b>(3-2)</b>	<b>(1-0)</b>	<b>(0-1)</b>	<b>(2-1)</b>
<b>CONFERENCE.....</b>	<b>(0-1)</b>	<b>(0-0)</b>	<b>(0-1)</b>	<b>(0-0)</b>
<b>NON-CONFERENCE.....</b>	<b>(3-1)</b>	<b>(1-0)</b>	<b>(0-0)</b>	<b>(2-1)</b>

## Player	GP-GS	Min--Avg	---TOTAL---		---3-PTS---		---REBOUNDS---				PF	FO	A	TO	Blk	Stl	Pts	Avg		
			FG-FGA	Pct	3FG-FGA	Pct	FT-FTA	Pct	Off	Def									Tot	Avg
22 MCNEAL, Jerel.....	5-5	144 28.8	32-61	.525	8-17	.471	22-27	.815	4	20	24	4.8	17	1	12	13	3	9	94	18.8
32 HAYWARD, Lazar.....	5-5	120 24.0	20-49	.408	7-18	.389	18-27	.667	10	29	39	7.8	13	0	3	12	1	4	65	13.0
23 MATTHEWS, Wesley...	5-5	148 29.6	15-44	.341	1-13	.077	21-22	.955	13	14	27	5.4	9	0	9	10	1	3	52	10.4
01 JAMES, Dominic.....	5-5	163 32.6	18-55	.327	5-21	.238	6-11	.545	6	11	17	3.4	11	0	20	13	2	13	47	9.4
02 ACKER, Maurice.....	5-0	68 13.6	11-18	.611	6-10	.600	1-2	.500	1	2	3	0.6	6	0	7	7	0	2	29	5.8
41 BARRO, Ousmane.....	5-5	91 18.2	8-16	.500	0-0	.000	6-9	.667	16	13	29	5.8	11	0	1	3	6	2	22	4.4
05 FITZGERALD, Dan....	5-0	71 14.2	7-19	.368	5-16	.313	0-0	.000	1	8	9	1.8	4	0	2	5	0	4	19	3.8
21 BLACKLEDGE, Lawrenc	5-0	31 6.2	3-5	.600	0-0	.000	4-12	.333	4	4	8	1.6	4	0	0	3	1	2	10	2.0
12 BURKE, Dwight.....	5-0	44 8.8	2-5	.400	0-0	.000	3-7	.429	5	12	17	3.4	9	0	0	1	2	1	7	1.4
33 MBAKWE, Trevor.....	5-0	45 9.0	1-5	.200	0-0	.000	3-6	.500	5	3	8	1.6	8	0	1	2	4	2	5	1.0
00 CHRISTOPHERSON, Scot	2-0	9 4.5	1-2	.500	0-0	.000	0-0	.000	0	1	1	0.5	1	0	1	3	0	0	2	1.0
10 CUBILLAN, David....	5-0	59 11.8	1-14	.071	1-10	.100	1-2	.500	2	4	6	1.2	2	0	4	2	0	1	4	0.8
04 HAZEL, Patrick.....	1-0	2 2.0	0-0	.000	0-0	.000	0-0	.000	0	0	0	0.0	0	0	0	0	1	0	0	0.0
45 FROZENA, Robert....	1-0	1 1.0	0-0	.000	0-0	.000	0-0	.000	0	1	1	1.0	0	0	0	0	0	0	0	0.0
42 BRICE, Tommy.....	1-0	2 2.0	0-0	.000	0-0	.000	0-0	.000	0	0	0	0.0	0	0	0	0	0	0	0	0.0
TEAM.....										12	5	17	3.4	1		0				
-----																				
Total.....	5	998	119-293	.406	33-105	.314	85-125	.680	79	127	206	41.2	96	1	60	74	21	43	356	71.2
Opponents.....	5	1000	116-274	.423	25-88	.284	68-106	.642	52	113	165	33.0	100	7	65	79	21	38	325	65.0

TEAM STATISTICS	MU	OPP	DATE	OPPONENT	W/L	SCORE	ATTEND
SCORING.....	356	325	3/4/08	FLORIDA GULF COAST	W	67-37	14150
Points per game.....	71.2	65.0	*3/8/08	at Syracuse	L	72-87	23444
Scoring margin.....	+6.2	-	03/12/08	vs Seton Hall	W	67-54	19562
FIELD GOALS-ATT.....	119-293	116-274	3/13/08	vs Notre Dame Fighting Irish	W	89-79	19562
Field goal pct.....	.406	.423	3/14/08	vs Pittsburgh Panthers	L	61-68	19562
3 POINT FG-ATT.....	33-105	25-88	* = Conference game				
3-point FG pct.....	.314	.284	# = EA Sports Maui Invitational				
3-pt FG made per game..	6.6	5.0					
FREE THROWS-ATT.....	85-125	68-106					
Free throw pct.....	.680	.642					
REBOUNDS.....	206	165					
Rebounds per game.....	41.2	33.0					
Rebounding margin.....	+8.2	-					
ASSISTS.....	60	65					
Assists per game.....	12.0	13.0					
TURNOVERS.....	74	79					
Turnovers per game.....	14.8	15.8					
Turnover margin.....	+1.0	-					
Assist/turnover ratio..	0.8	0.8					
STEALS.....	43	38					
Steals per game.....	8.6	7.6					
BLOCKS.....	21	21					
Blocks per game.....	4.2	4.2					
WINNING STREAK.....	0	-					
Home win streak.....	1	-					
ATTENDANCE.....	14150	82130					
Home games-Avg/Game....	1-14150	1-23444					
Neutral site-Avg/Game..	-	3-19562					

SCORE BY PERIODS:	1st	2nd	Total
-----	-----	-----	-----
Marquette.....	149	207	- 356
Opponents.....	155	170	- 325

**Marquette Basketball**  
**Marquette Combined Team Statistics (as of Mar 15, 2008)**  
**Games won**

<b>RECORD:</b>	<b>OVERALL</b>	<b>HOME</b>	<b>AWAY</b>	<b>NEUTRAL</b>
<b>ALL GAMES.....</b>	<b>(24-0)</b>	<b>(15-0)</b>	<b>(5-0)</b>	<b>(4-0)</b>
<b>CONFERENCE.....</b>	<b>(11-0)</b>	<b>(7-0)</b>	<b>(4-0)</b>	<b>(0-0)</b>
<b>NON-CONFERENCE.....</b>	<b>(13-0)</b>	<b>(8-0)</b>	<b>(1-0)</b>	<b>(4-0)</b>

## Player	GP-GS	Min--Avg	---TOTAL---		---3-PTS---		---REBOUNDS---				PF	FO	A	TO	Blk	Stl	Pts	Avg			
			FG-FGA	Pct	3FG-FGA	Pct	FT-FTA	Pct	Off	Def									Tot	Avg	
22 MCNEAL, Jerel.....	24-24	704	29.3	133-281	.473	23-73	.315	61-86	.709	41	81	122	5.1	72	2	94	64	12	50	350	14.6
32 HAYWARD, Lazar.....	24-22	604	25.2	119-230	.517	25-56	.446	75-96	.781	43	124	167	7.0	55	1	16	38	12	27	338	14.1
01 JAMES, Dominic.....	24-24	717	29.9	114-267	.427	36-103	.350	69-101	.683	20	44	64	2.7	49	0	114	57	6	50	333	13.9
23 MATTHEWS, Wesley...	24-24	662	27.6	82-185	.443	11-40	.275	76-103	.738	39	70	109	4.5	50	0	43	43	8	24	251	10.5
41 BARRO, Ousmane.....	24-9	476	19.8	57-93	.613	0-0	.000	39-57	.684	52	88	140	5.8	57	3	8	23	30	19	153	6.4
10 CUBILLAN, David....	23-0	418	18.2	47-121	.388	30-87	.345	16-18	.889	13	18	31	1.3	17	0	40	21	2	21	140	6.1
02 ACKER, Maurice.....	24-0	326	13.6	38-83	.458	18-43	.419	19-25	.760	3	23	26	1.1	39	1	45	28	1	21	113	4.7
05 FITZGERALD, Dan....	19-3	283	14.9	26-68	.382	20-60	.333	5-8	.625	14	26	40	2.1	31	0	11	8	0	17	77	4.1
12 BURKE, Dwight.....	24-13	275	11.5	25-38	.658	0-0	.000	14-27	.519	33	33	66	2.8	45	0	6	16	11	9	64	2.7
21 BLACKLEDGE, Lawrenc	19-1	127	6.7	15-23	.652	0-0	.000	3-9	.333	14	19	33	1.7	21	0	3	6	14	4	33	1.7
33 MBAKWE, Trevor.....	7-0	65	9.3	3-9	.333	0-0	.000	6-13	.462	7	5	12	1.7	12	0	1	3	3	1	12	1.7
00 CHRISTOPHERSON, Scot	14-0	76	5.4	8-18	.444	6-14	.429	0-0	.000	0	11	11	0.8	13	0	1	5	0	2	22	1.6
42 BRICE, Tommy.....	9-0	12	1.3	0-0	.000	0-0	.000	5-6	.833	0	0	0	0.0	1	0	0	1	0	0	5	0.6
04 HAZEL, Patrick.....	13-0	46	3.5	3-4	.750	0-0	.000	1-2	.500	0	16	16	1.2	5	0	2	1	5	0	7	0.5
45 FROZENA, Robert.....	7-0	9	1.3	0-0	.000	0-0	.000	3-4	.750	0	2	2	0.3	0	0	1	0	0	1	3	0.4
TEAM.....										38	33	71	3.0	1		6					
-----																					
Total.....	24	4800		670-1420	.472	169-476	.355	392-555	.706	317	593	910	37.9	468	7	385	320	104	246	1901	79.2
Opponents.....	24	4800		511-1333	.383	108-409	.264	293-452	.648	299	502	801	33.4	475	24	262	434	71	155	1423	59.3

TEAM STATISTICS	MU	OPP	DATE	OPPONENT	W/L	SCORE	ATTEND
SCORING.....	1901	1423	11/10/07	IUPUI	W	76-68	13991
Points per game.....	79.2	59.3	11/12/07	UTAH VALLEY STATE	W	66-55	12992
Scoring margin.....	+19.9	-	#11/19/07	vs CHAMINADE	W	74-63	2500
FIELD GOALS-ATT.....	670-1420	511-1333	#11/20/07	vs OKLAHOMA STATE	W	91-61	2500
Field goal pct.....	.472	.383	11/30/07	UWM	W	100-65	18283
3 POINT FG-ATT.....	169-476	108-409	12/08/07	at Wisconsin	W	81-76	17190
3-point FG pct.....	.355	.264	12/15/07	SACRAMENTO STATE	W	82-51	13673
3-pt FG made per game..	7.0	4.5	12/17/07	IPFW	W	80-56	13133
FREE THROWS-ATT.....	392-555	293-452	12/21/07	COPPIN STATE	W	89-42	13610
Free throw pct.....	.706	.648	12/29/07	SAVANNAH STATE	W	77-37	15060
REBOUNDS.....	910	801	*1/3/08	PROVIDENCE	W	96-67	17041
Rebounds per game.....	37.9	33.4	*1/8/08	SETON HALL	W	61-56	14681
Rebounding margin.....	+4.5	-	*1/12/08	NOTRE DAME	W	92-66	18906
ASSISTS.....	385	262	*1/26/08	DEPAUL	W	79-71	19037
Assists per game.....	16.0	10.9	*1/29/08	USF	W	62-54	16774
TURNOVERS.....	320	434	*2/2/08	at Cincinnati	W	75-60	11843
Turnovers per game.....	13.3	18.1	*2/12/08	at Seton Hall	W	89-64	7476
Turnover margin.....	+4.8	-	*2/15/08	PITTSBURGH	W	72-54	19011
Assist/turnover ratio..	1.2	0.6	*2/20/08	at St. John's	W	73-64	6413
STEALS.....	246	155	*2/23/08	RUTGERS	W	78-48	18901
Steals per game.....	10.3	6.5	*02/25/08	at Villanova	W	85-75	16992
BLOCKS.....	104	71	3/4/08	FLORIDA GULF COAST	W	67-37	14150
Blocks per game.....	4.3	3.0	03/12/08	vs Seton Hall	W	67-54	19562
WINNING STREAK.....	24	-	3/13/08	vs Notre Dame Fighting Irish	W	89-79	19562
Home win streak.....	15	-					
ATTENDANCE.....	239243	104038					
Home games-Avg/Game....	15-15950	5-11983					
Neutral site-Avg/Game..	-	4-11031					

\* = Conference game  
# = EA Sports Maui Invitational

SCORE BY PERIODS:	1st	2nd	Total
-----	-----	-----	-----
Marquette.....	883	1018	- 1901
Opponents.....	676	747	- 1423

**Marquette Basketball**  
**Marquette Combined Team Statistics (as of Mar 16, 2008)**  
**Games lost**

<b>RECORD:</b>	<b>OVERALL</b>	<b>HOME</b>	<b>AWAY</b>	<b>NEUTRAL</b>
<b>ALL GAMES.....</b>	<b>(0-9)</b>	<b>(0-2)</b>	<b>(0-5)</b>	<b>(0-2)</b>
<b>CONFERENCE.....</b>	<b>(0-7)</b>	<b>(0-2)</b>	<b>(0-5)</b>	<b>(0-0)</b>
<b>NON-CONFERENCE.....</b>	<b>(0-2)</b>	<b>(0-0)</b>	<b>(0-0)</b>	<b>(0-2)</b>

## Player	GP-GS	Min--Avg	---TOTAL---		---3-PTS---		---REBOUNDS---				PF	FO	A	TO	Blk	Stl	Pts	Avg		
			FG-FGA	Pct	3FG-FGA	Pct	FT-FTA	Pct	Off	Def									Tot	Avg
22 MCNEAL, Jerel.....	9-9	284 31.6	44-113	.389	6-25	.240	29-43	.674	11	25	36	4.0	32	2	26	27	2	23	123	13.7
23 MATTHEWS, Wesley...	9-9	280 31.1	33-78	.423	9-24	.375	42-49	.857	16	19	35	3.9	23	0	14	14	2	9	117	13.0
01 JAMES, Dominic.....	9-8	274 30.4	38-107	.355	8-36	.222	11-21	.524	9	15	24	2.7	24	0	27	15	1	10	95	10.6
32 HAYWARD, Lazar.....	9-9	225 25.0	30-84	.357	13-28	.464	17-22	.773	17	31	48	5.3	32	2	4	22	1	11	90	10.0
02 ACKER, Maurice.....	9-1	113 12.6	13-32	.406	7-16	.438	7-8	.875	2	4	6	0.7	13	0	15	8	0	6	40	4.4
05 FITZGERALD, Dan....	9-1	119 13.2	12-27	.444	10-21	.476	3-3	1.000	6	9	15	1.7	20	1	0	6	0	4	37	4.1
10 CUBILLAN, David....	9-0	158 17.6	12-34	.353	9-27	.333	1-3	.333	4	9	13	1.4	15	0	13	3	1	2	34	3.8
41 BARRO, Ousmane.....	9-4	163 18.1	12-34	.353	0-0	.000	6-12	.500	15	25	40	4.4	27	1	1	13	8	2	30	3.3
12 BURKE, Dwight.....	9-4	110 12.2	6-14	.429	0-0	.000	7-14	.500	12	15	27	3.0	23	1	1	0	2	2	19	2.1
33 MBAKWE, Trevor.....	3-0	35 11.7	1-6	.167	0-0	.000	3-6	.500	6	5	11	3.7	6	0	1	1	1	2	5	1.7
21 BLACKLEDGE, Lawrenc	7-0	49 7.0	4-7	.571	0-0	.000	2-6	.333	3	4	7	1.0	5	0	1	2	4	0	10	1.4
0 CHRISTOPHERSON, Scot	4-0	11 2.8	0-1	.000	0-1	.000	2-2	1.000	0	1	1	0.3	2	0	2	1	0	0	2	0.5
04 HAZEL, Patrick.....	1-0	2 2.0	0-0	.000	0-0	.000	0-0	.000	0	0	0	0.0	0	0	0	0	0	0	0	0.0
TEAM.....										24	11	35	3.9	1		3				
Total.....	9	1823	205-537	.382	62-178	.348	130-189	.688	125	173	298	33.1	223	7	105	115	22	71	602	66.9
Opponents.....	9	1825	224-450	.498	53-144	.368	197-270	.730	93	234	327	36.3	170	3	127	127	44	48	698	77.6

TEAM STATISTICS	MU	OPP	DATE	OPPONENT	W/L	SCORE	ATTEND
SCORING.....	602	698	#11/21/07	vs DUKE	L	73-77	2500
Points per game.....	66.9	77.6	*1/6/08	at West Virginia	L	64-79	11429
Scoring margin.....	-10.7	-	*1/17/08	at LOUISVILLE	L	51-71	19834
FIELD GOALS-ATT.....	205-537	224-450	*1/20/08	at CONNECTICUT	L	73-89	10027
Field goal pct.....	.382	.498	*2/4/08	LOUISVILLE	L	57-71	17736
3 POINT FG-ATT.....	62-178	53-144	*2/9/08	at Notre Dame	L	83-86	11418
3-point FG pct.....	.348	.368	*3/1/08	GEORGETOWN	LOT	68-70	19085
3-pt FG made per game..	6.9	5.9	*3/8/08	at Syracuse	L	72-87	23444
FREE THROWS-ATT.....	130-189	197-270	3/14/08	vs Pittsburgh Panthers	L	61-68	19562
Free throw pct.....	.688	.730	* = Conference game				
REBOUNDS.....	298	327	# = EA Sports Maui Invitational				
Rebounds per game.....	33.1	36.3					
Rebounding margin.....	-3.2	-					
ASSISTS.....	105	127					
Assists per game.....	11.7	14.1					
TURNOVERS.....	115	127					
Turnovers per game.....	12.8	14.1					
Turnover margin.....	+1.3	-					
Assist/turnover ratio..	0.9	1.0					
STEALS.....	71	48					
Steals per game.....	7.9	5.3					
BLOCKS.....	22	44					
Blocks per game.....	2.4	4.9					
WINNING STREAK.....	0	-					
Home win streak.....	0	-					
ATTENDANCE.....	36821	98214					
Home games-Avg/Game....	2-18410	5-15230					
Neutral site-Avg/Game..	-	2-11031					

SCORE BY PERIODS:	1st	2nd	OT	Total
Marquette.....	250	347	5	602
Opponents.....	317	374	7	698



[www.jsonline.com](http://www.jsonline.com) | [Return to regular view](#)

**Original Story URL:**

<http://www.jsonline.com/story/index.aspx?id=728908>

## Time to take next step

### Getting to tournament just not enough for Marquette

By **TODD ROSIAK**  
[trosiak@journalsentinel.com](mailto:trosiak@journalsentinel.com)

*Posted: March 17, 2008*

Wesley Matthews has been part of something truly special at Marquette University, and he realizes that.

Along with junior backcourt mates Dominic James and Jerel McNeal, he's helped lead the Golden Eagles to their third consecutive NCAA tournament appearance, the first time that's happened since MU enjoyed a 10-year run under coaches Al McGuire and Hank Raymonds that ended in 1980.

But still, some disappointment lingers.

Beginning with a 90-85, first-round loss to Alabama in 2006 and ending with a 61-49, first-round loss to Michigan State last year, Matthews can't help but think back to what might have been had the Golden Eagles not given up 8 three-pointers to the Crimson Tide's Jean Felix, or shot better than 31.9% against the Spartans.

"It's in our minds. We kind of think of that as a legacy," he said, referring to himself, James and McNeal. "It's not what our legacy should be, but we're here at Marquette and all we have to show for it right now is two post-season losses, early exits, and that's not something we want to hang our hats on.

"We want to hang our hats on being a team that can win in March, that can win the big games, and hopefully bring a national championship back to Milwaukee."

But is it fair to boil down 68 victories, Great Alaska Shootout and CBE Classic titles and three straight double-digit winning seasons in the Big East - arguably the deepest conference in America - to two one-and-dones in the NCAA tournament?

Matthews thinks it is.

"To a degree, yeah. It's how you finish," said Matthews, who left Madison Memorial High School back in 2005 with a Division 1 state championship.

"Do you win? Are you a winner? Can you get your team over the hump? Can you win in March? Can you make it to the big game? Can you win the big game? That's what it's all about. All the other accomplishments are great, but now this is the next thing. It's how well can we perform in the next thing, and that's the NCAA tournament."

Matthews isn't alone in his sentiment, either.

Some MU fans share a similar view, one painted by the great expectations that followed the Golden Eagles home from New Orleans after their amazing run to the Final Four in 2003.

Two National Invitation Tournament appearances and two first-round NCAA losses later, the pressure to advance heading into this week is palpable both inside and outside the program, albeit for entirely different reasons.

Yet MU coach Tom Crean believes boiling three seasons' worth of accomplishments to this point down to the results of two post-season games is neither constructive nor relevant to what he and his players are trying to accomplish this year.

"I think that's a young man that cares a lot about Marquette, cares a lot the program, but it has no bearing," he said when asked about Matthews' comments. "We wouldn't be heading toward our third straight year in the NCAA tournament without what those three men have done. That's not the mind set that we want to have going in.

"The mind-set we want to have going in is one of confidence. We've got to stay strong in the sense of any outside expectations, pressures or conversations have absolutely nothing to do with your preparation and your ability to play when that jump ball is set for whatever time you play."

How MU played against Alabama and Michigan State probably has as much to do with Matthews' views as anything.

The Golden Eagles trailed by 14 at halftime against the Crimson Tide and used a furious rally to actually grab the lead midway through the second half before letting it slip away down the stretch. Matthews, James and McNeal were freshmen that year, though, and experiencing March Madness for the first time.

Then last year MU went scoreless for nearly 10 minutes to start against the Spartans, and never were able to mount a comeback. Not having McNeal, who was out after having thumb surgery roughly two weeks earlier, certainly didn't help matters.

"We know we didn't play 40-minute games, and you have to play a 40-minute game to win and advance in this tournament," Crean said. "We got off to a tough start against Alabama, made a great comeback, and against Michigan State we got off to a tough start. It's almost like we had given too much respect to the opponent right off the bat rather than really settling in and trying to impose our will.

"I'm really anxious to see if we're better at that this year."

Crean himself has also been the target of discontent from some fans and outsiders who continually point to his lack of an NCAA tournament victory without Dwyane Wade.

He's heard the talk. But after nine seasons at the helm of the Golden Eagles, if there's one thing he's learned, it's to focus on the things he can control. And at this point, that's getting his team ready for yet another spot in "The Big Dance."

"Means absolutely nothing to me. It really doesn't," he said.

"I think what you learn over a period of time is you can't get caught up in what people that don't know you or what you do, don't know what you're about or the people you work with on a daily basis think about you. It's hollow. It doesn't have any bearing on what you're trying to attempt to do.

"The most important thing you can do is continue to work with the people you work with on a daily basis, keep building those relationships, and move forward. You've got to have great confidence in yourself and in the people that you work with and the people that play for you, and I do."

[Buy a link here](#)

From the March 17, 2008 editions of the Milwaukee Journal Sentinel  
Have an opinion on this story? [Write a letter to the editor](#).

Don't miss one more day of local news and money-saving offers! [Subscribe Today!](#)  
[© 2006](#), Journal Sentinel Inc. All rights reserved. | Produced by [Journal Interactive](#) | [Privacy Policy](#)  
Journal Sentinel Inc. is a subsidiary of [Journal Communications](#).



[www.jsonline.com](http://www.jsonline.com) | [Return to regular view](#)

**Original Story URL:**

<http://www.jsonline.com/story/index.aspx?id=728755>

## Shoe's on the other foot

### Eagles, Wildcats reverse roles

By **TODD ROSIAK**  
[trosiak@journalsentinel.com](mailto:trosiak@journalsentinel.com)

*Posted: March 16, 2008*

In 2003, the Marquette Golden Eagles capped their magical run to the Final Four with an 83-69 victory over the top-seeded and heavily favored Kentucky Wildcats.

On Thursday afternoon at 1:30, the two teams will face off once again, this time in the first round of the NCAA tournament at the Honda Center in Anaheim, Calif., and in decidedly different positions.

MU (24-9), fresh off its first-ever appearance in the Big East tournament semifinals, was one of a tournament-high eight Big East teams to make the field of 65 on Sunday, tying the record the league set two seasons ago.

The Golden Eagles, placed in the South Region, earned a sixth seeding, their best since earning a third seeding after Dwyane Wade & Co. finished the regular season 23-5 and won the Conference USA championship.

Kentucky (18-12), seeded 11th, will be making its 17th consecutive tournament appearance and 48th overall - tops in NCAA history - after opening the season 6-7. A 12-4 finish in the Southeastern Conference is ultimately what got the Wildcats in.

"It'll be fun, it really will," said Golden Eagles coach Tom Crean. "Any time you're playing against an incredibly tradition-filled team, that's outstanding. It brings back great memories when you think about Kentucky, but it has nothing to do with this game.

"I wish it did."

After two consecutive years of tough positional matchups in Alabama and Michigan State, MU will be squaring off against a team in Kentucky that not only is perimeter-oriented like itself, but will also be missing its best post player in Patrick Patterson.

A 6-foot-8, 232-pound freshman, Patterson was averaging 16.4 points on 57.4% shooting and a team-best 7.7 rebounds per game before suffering a stress fracture in his left ankle and being declared out for the season on Feb. 29.

"I know it'd be a totally different game if he was playing," said Jerel McNeal. "I got a chance to watch them from a distance, just as a basketball fan, and he's an unbelievable player.

"It definitely changes the course of the game. He's a man down low. It's going to be a lot more perimeter-oriented game, which we're used to."

Without Patterson, the Wildcats utilize a lineup of 6-6 sophomores Derrick Jasper and Ramon Harris, 6-5 senior Joe Crawford and 6-2 senior Ramel Bradley, with the lone big man in 6-9 sophomore Perry Stevenson coming off the bench.

They also don't have much depth; in Kentucky's overtime loss to Georgia in the Southeastern Conference tournament semifinals on Saturday, those five played 215 of a possible 225 minutes.

In contrast, MU played 11 players in all three of its Big East tournament games.

"Initially from what I know, just how hard they play," Crean said when asked about what sticks out to him about Kentucky. "They're physical, they're extremely tough, their guards are outstanding. They have not lost much steam without Patrick Patterson.

"They've got really good players, an outstanding coach and they're going to be like us - game tough because of the league they play in."

Kentucky is coached by Billy Gillispie, who came to Lexington after a three-year stint at Texas A&M. His primary recruiter those first two seasons was Buzz Williams, who's now in his first season as an assistant under Crean at MU.

"Obviously I've worked for (Gillispie); I've known him since I was a kid," said Williams. "Talk to him all the time. Wouldn't be here today if it wasn't for him. Great admiration, great respect, one of my closest confidants. But everyone wants to win."

This will be the fifth NCAA tournament appearance for the Golden Eagles in Crean's nine years, and the 10th between MU and Kentucky. MU has won the last two, the other being a 75-63 decision in the second round in 1994.

Big East regular-season champion Georgetown got the league's top seeding as a No. 2, and tournament champion Pittsburgh got a 4. Louisville was seeded third, Connecticut fourth, Notre Dame fifth, West Virginia seventh and Villanova 12th.

"I think Pitt winning and jumping to a 4 shows how important the conference tournaments are," said Crean. "I don't think they'd have been a 4 seed without it. But you know what? When you get a tough seed it's about the matchup, and when you get a tough matchup it's about the seed.

"Bottom line is it's a challenge everywhere you go, it really is."

Should MU win, it would likely face Stanford and 7-foot twins Brook and Robin Lopez in the second round.

**Tidbits:** McNeal was named to the Big East all-tournament team after averaging 22.0 points on 22-for-43 shooting and 6.0 rebounds in three games. . . .

Additionally, Wesley Matthews became the 40th player in MU history to score 1,000 points after scoring 10 against Pittsburgh on Saturday. He's the third MU player to reach that milestone this year, joining McNeal and Dominic James.



[www.jsonline.com](http://www.jsonline.com) | [Return to regular view](#)

**Original Story URL:**

<http://www.jsonline.com/story/index.aspx?id=728530>

## Pain management

### Eagles show fight as comeback falls short

By TODD ROSIAK  
[trosiak@journalsentinel.com](mailto:trosiak@journalsentinel.com)

*Posted: March 14, 2008*

**New York** - This one hurt, without a doubt.

But after the initial disappointment of their 68-61 loss to Pittsburgh in the Big East tournament semifinals wore off Friday night, the Marquette Golden Eagles walked out of Madison Square Garden with their heads held high.

And why not?

After all, they'd scored just two points over the final 9 minutes 29 seconds in the first half, played significant portions of both the first and second halves without sizzling-hot Jerel McNeal and still took a Panthers team accustomed to playing on this big stage down to the final minute before finally running out of gas.

"We try not to think about moral victories and stuff like that," Wesley Matthews said. "When we were down 13, there was no thought of us losing the game coming in at halftime. We were able to come back through the missed shots and all that stuff.

"I think once we figure out how to play with that edge the whole time, the sky's the limit."

McNeal had 17 points and Matthews and Dominic James added 10 apiece for sixth-seeded MU (24-9), which overcame an icy 31.1% shooting performance with a 47-32 advantage on the glass and, more important, plenty of gutsy play.

Sam Young scored 22 points to pace seventh-seeded Pittsburgh (25-9), which became just the second team in tournament history to win a game after going to overtime the night before - Syracuse was the first, in 2006 - and also earned its seventh berth in the championship game in the last eight years.

The Panthers led, 40-24, less than 2 minutes out of intermission after a bank shot by Young, but MU responded with a 7-2 run capped by a steal and dunk by McNeal that made it 42-31.

But on the ensuing possession, McNeal was called for a blocking foul on Young, sending him to the bench with his fourth with 15:43 left.

"When you don't have as good a player as there is on the wing spot in this league on the court, that's hard," coach Tom Crean said.

The Golden Eagles were able to hold things together, though, and five straight points by Lazar Hayward made it 49-39 with 12:17 left. Crean was hit with a technical foul heading into the media time out shortly thereafter, and the Panthers hit three of four free throws to make it 52-39.

"I'm just coaching my team," he said. "And I thought our team played with great heart throughout the game and certainly continued to do so after that situation."

Indeed it did. MU got three-pointers from Matthews and David Cubillan sandwiched around a layup by Pittsburgh's Ronald Ramon to make it 54-45. Three straight free throws then whittled the deficit to 54-48 with 8:23 left.

After a layup by Tyrell Biggs made it 56-50, James scored four straight points to get MU to within 56-52, the closest it had been since Pittsburgh led, 2-0.

But the Golden Eagles squandered two great opportunities on consecutive possessions when Hayward rushed a shot in a post-up on the smaller Ramon and Dwight Burke missed a point-blank jump hook.

The Panthers answered with baskets both times, then an MU turnover led to a pair of free throws by Levance Fields, and just like that the deficit was back to 10 points at 62-52. But again, the Golden Eagles wouldn't fold, running off seven straight points, capped by James' putback of his own miss off an alley oop to make it 62-59 with 1:20 left.

That wound up being as close as they'd get, though. Matthews missed a three that would have made it 64-62 with about 45 seconds left, and Pittsburgh hit six of eight free throws the rest of the way to salt it away.

"We never felt like we weren't going to be able to come back in the second half," Crean said. "But we really didn't make enough shots to get us over the hump."

Pittsburgh's offensive focus was on the inside from the outset. After a steal and layup by Keith Benjamin, the lead was 16-4 with 14:57 left, and six of Pittsburgh's seven field goals had come from 10 feet and in.

MU, meanwhile, started the game with consecutive turnovers and could generate no offense without McNeal. Keeping the hot hand he displayed over the tournament's first two games, he scored the Golden Eagles' first nine points on a pair of layups, a three-pointer from the right wing and a spinning bank shot that pulled MU to within 18-9 at the 13:55 mark.

Dan Fitzgerald and Maurice Acker got into the act shortly thereafter, banging in consecutive threes. Pittsburgh, meanwhile, kept its offensive focus in the paint. After a short turnaround jumper by Biggs, Burke answered with a three-point play and McNeal scored on the break to pull the Golden Eagles with within 26-20 with 9:30 left.

And that's when the roof caved in.

It started with a turnover, then came five consecutive misses by the Golden Eagles.

Pittsburgh, meanwhile, put together a quick 7-0 run that made it 33-20 with 5:57 left. A free throw by Lawrence Blackledge 20 seconds later represented the first MU point in nearly 4 minutes, but shortly thereafter disaster struck.

McNeal, already saddled with two fouls, was whistled for his third on a borderline charging call with 4:17 left.

That sent the Golden Eagles' lone offensive threat to the bench for the rest of the half and they weren't able to recover. They managed just one free throw by Burke the rest of the way.

The sum total of MU's struggles: no field goals and two free throws over the final 9:29 as it went into halftime trailing, 35-22. Things could have been even worse were it not for Pittsburgh not scoring a point over the final 3:59 of the half.

The Golden Eagles wound up hitting just eight of 31 shots (25.8%), and McNeal accounted for half their point total with 11. Meanwhile, their other four starters - Hayward, James, Matthews and Ousmane Barro - went a combined 0 for 13 and scored no points.

Young had 12 points to lead the way for the Panthers, who hit 15 of 31 shots (48.4%) despite getting just 5 minutes out of talented freshman forward DeJuan Blair.

[Buy a link here](#)

From the March 15, 2008 editions of the Milwaukee Journal Sentinel  
Have an opinion on this story? [Write a letter to the editor](#).

Don't miss one more day of local news and money-saving offers! [Subscribe Today!](#)

© 2006, Journal Sentinel Inc. All rights reserved. | Produced by [Journal Interactive](#) | [Privacy Policy](#)  
Journal Sentinel Inc. is a subsidiary of [Journal Communications](#).



[www.jsonline.com](http://www.jsonline.com) | [Return to regular view](#)

**Original Story URL:**

<http://www.jsonline.com/story/index.aspx?id=728125>

## Advanced material

### McNeal, Acker take center stage

By TODD ROSIAK  
[trosiak@journalsentinel.com](mailto:trosiak@journalsentinel.com)

*Posted: March 13, 2008*

**New York** - The Big Apple experienced a Windy City invasion Thursday night.

Chicago natives and high school teammates Jerel McNeal and Maurice Acker turned in the games of their lives to lead the Marquette Golden Eagles past the Notre Dame Fighting Irish, 89-79, in a Big East tournament quarterfinal matchup at Madison Square Garden. McNeal poured in a personal-high 28 points and Acker came off the bench to score 10 of his 11 points over the final 5 minutes 39 seconds as MU pulled away.

The victory, the second in as many days for sixth-seeded MU (24-8), earned the Golden Eagles their first berth in the semifinals. They will face seventh-seeded Pittsburgh (24-9), which knocked off second-seeded Louisville, about 8:30 tonight.

"A big, big goal for us," coach Tom Crean said. "We've been to Thursday night the last two years; we haven't been to Friday. These guys have a mind-set to be a champion right now. We won't do anything to get ourselves ahead of where we want to be, which is tomorrow night. But our guys were so ready to play today, it was bordering on frightening."

Lazar Hayward added 15 points and Dominic James and Wesley Matthews 10 points apiece for MU, which knocked down 17 of 27 shots (63.0%) and 17 of 21 free throws (72.0%) in the second half to beat third-seeded Notre Dame (24-7) for the second time in three tries this season.

Also deserving special mention was senior Ousmane Barro and the rest of the Golden Eagles' big men, who combined to limit newly crowned Big East player of the year Luke Harangody to just 13 points and five rebounds after he averaged 23.5 points and 12.5 rebounds the previous two times he faced MU.

Notre Dame opened its largest lead of the game at 44-34 on a three-pointer by Tory Jackson just 1 minute 18 seconds into the second half, but not long thereafter MU went on one of its most impressive offensive runs in recent memory.

Beginning with a layup from Hayward at the 18:18 mark and capped by a pretty lefty drive and bank by McNeal, the Golden Eagles scored on nine of their next 10 possessions.

McNeal had 12 points in the explosion, hitting 2 three-pointers.

"Tonight was just the night where I was the lucky guy, and the shots opened up for me and I got the ball in my hands more than everybody else," McNeal said. "Tonight was just one of those nights we needed a little bit of a lift."

But what could have been a game-ending run was negated somewhat by a handful of defensive breakdowns that led to some easy baskets for Harangody, who rebounded from first-half foul trouble to score eight straight points for the Irish.

Harangody's dunk with 12:36 left knotted the score at 54-54, but McNeal answered with another three from the left wing to put MU back in front, 57-54. Then James took over, scoring on a layup, a jumper and a three-pointer on three consecutive possessions. Two straight offensive rebounds then led to a jumper by Acker, and suddenly the Golden Eagles were up, 66-57, forcing Notre Dame coach Mike Brey to burn a timeout.

The Irish came out of that with consecutive baskets, including a three from Kyle McAlarney, to cut the deficit to 66-62 with 6:54 left. Then, after a pair of free throws by McNeal, Rob Kurz knocked down a three from the left corner to make it 68-65, getting the Irish even closer.

Things looked even worse about 30 seconds later when McNeal was whistled for his fourth foul, sending him to the bench with 5:26 left. But into his stead stepped Acker, who over the next 2:01 knocked down all three shots he took, including cold-blooded, back-to-back threes.

The second three, with 3:38 left, gave MU a 76-66 advantage and forced Brey to call another timeout, prompting MU's bench to rush to mid-court and mob Acker with congratulations.

"When it's crunch time, somebody's got to step up and make plays," Acker said. "I know Jerel's going to step up and make plays, and we have other teammates that do as well. That's just what it's all about."

From there, the Golden Eagles managed to hold serve by knocking down their free throws. They got another lift when Harangody was sent to the bench with his fifth foul with 1:14 left, and not long thereafter their second meeting with Pittsburgh was assured.

It will mark the first time since 1991 that teams seeded sixth and seventh will square off in the semifinals. Georgetown and Providence were the last to do it that year.

"We know they've been in this position many, many times . . . seven out of eight (years)," Crean said. "We played very well against them a few weeks back. We understand it's a different team. I hope we're a different team. It's going to take a great effort from us to win because they don't have any holes or weaknesses."

MU went on a 14-4 run sparked by five quick points by Dan Fitzgerald to take a 20-16 lead with 9:35 left in the first half. Both baskets - a three-pointer from the left corner and a layup - came off consecutive Notre Dame turnovers, giving the Golden Eagles 11 points off Irish miscues to that point.

Even more important to MU than grabbing the lead at that point, though, was Harangody being whistled for his second personal foul. That sent him to the bench, where he remained for the rest of the half.

The Irish hung tough without him, though, regaining the lead with an 11-2 run immediately thereafter that made it 27-22 with 6:01 to go. McAlarney, whom the Golden Eagles kept in check in both of the teams' previous meetings, twice got into a lane and scored surprisingly easily on layups. Harangody's replacement, Luke Zeller, also knocked down a three

A three from the right corner by McNeal out of a timeout stopped the bleeding, and he then split a pair of free throws to cut the deficit to 27-26 with 5:03 left.

Both teams went stone cold at that point, going more than 3 minutes without scoring until a putback by Zach Hillesland got Notre Dame back on the board. The Irish led, 31-30, before going on a 7-2 run over the final 1:11 of the half to grab a 38-32 advantage heading into intermission.

McNeal, who missed almost 3 minutes with what looked to be a minor knee injury before finally returning, led the way for MU with eight points. Fitzgerald added seven and Hayward six as the Golden Eagles for the second straight night suffered through a cool first-half shooting performance (42.4%).

MU didn't help itself, either, with a 1-for-4 performance from the free-throw line. Notre Dame, meanwhile, was 9 for 10.

The Golden Eagles also committed nine turnovers, undoing much of the good they'd accomplished by forcing the Irish into 10. But they held Notre Dame to 40.6% shooting and Harangody to just four points and four rebounds in the 7 minutes he was on the court.

[Buy a link here](#)

From the March 14, 2008 editions of the Milwaukee Journal Sentinel  
Have an opinion on this story? [Write a letter to the editor](#).

Don't miss one more day of local news and money-saving offers! [Subscribe Today!](#)

© 2006, Journal Sentinel Inc. All rights reserved. | Produced by [Journal Interactive](#) | [Privacy Policy](#)

Journal Sentinel Inc. is a subsidiary of [Journal Communications](#).



[www.jsonline.com](http://www.jsonline.com) | [Return to regular view](#)

**Original Story URL:**

<http://www.jsonline.com/story/index.aspx?id=727795>

## Big window display

### McNeal key as Eagles advance

By TODD ROSIAK  
[trosiak@journalsentinel.com](mailto:trosiak@journalsentinel.com)

*Posted: March 12, 2008*

**New York** - So much for the theory it's tough to beat the same team three times in a season.

Sparked by a superb offensive and defensive performance from junior guard Jerel McNeal, the Marquette Golden Eagles registered a hat trick over the Seton Hall Pirates on Wednesday night, notching a 67-54 victory in the first round of the Big East tournament at Madison Square Garden.

McNeal scored a game-high 21 points and also shut down the Big East's second-leading scorer, Brian Laing, limiting the 19 points-per-game scorer and first-team all-Big East performer to just six on 3-for-10 shooting as sixth-seeded MU (23-8) earned a quarterfinal matchup with third-seeded Notre Dame at 8:30 tonight.

"I knew we wouldn't be overconfident, but at the same time our whole message last night was we have no idea how tough these guys are going to come out," said coach Tom Crean, whose team split two games with the Irish this season.

"Their backs are against the wall, it's The Garden, they've got a lot of New York City-metropolitan area players, they've got a coach from the city. They're going to bring it."

Sophomore forward Lazar Hayward added 15 points and a game-high 10 rebounds and Dominic James had 11 points, five rebounds and four steals for the Golden Eagles, who overcome a horrible shooting night (34.4% overall, 17.6% from three-point range) by limiting the 11th-seeded Pirates (17-15) to 33.9% from the field and grabbing a season-best 56 rebounds, with 25 coming on the offensive end.

MU opened a 45-39 lead after an Ousmane Barro layup with 14 minutes 44 seconds remaining but went ice-cold shortly thereafter, with a McNeal layup serving as its lone field goal over the next 8:26.

Seton Hall wasn't much better but generated just enough offense to pull to within 52-51 on a pair of Eugene Harvey free throws with 7:36 left. MU missed two straight shots after that, and James badly missed on a pair of free throws, as its struggles continued.

But a pretty spinning, reverse layup by McNeal finally got things going once again for the Golden Eagles. Harvey responded with a layup of his own, but a three-pointer from the left wing by Maurice Acker, a layup and then a free throw by Hayward gave MU some breathing room at 60-54 at the 3:54 mark.

Hayward's free throw came courtesy of Seton Hall big man Mike Davis, who fouled out on the play. He was the third Pirates post player to foul out, leaving coach Bobby Gonzalez to throw in freshman Brandon Walters, who hadn't seen a minute of action since Feb. 17.

It made little difference, though. After Acker threw in a long leaner as the shot clock expired on MU's next possession to make it 62-54 with 2:38 left, the animated Gonzalez could do nothing but throw his hands up into the air in frustration.

By the time it was all said and done, the Golden Eagles had held the Pirates without a point over the final five minutes and change, thanks in large part to five turnovers forced by their backcourt, and ultimately notched their fifth victory in as many tries against Seton Hall since joining the Big East.

Noticeably absent throughout was the burly Laing, who wound up knocking down just 2 of 6 shots in the second half as he struggled to get any type of open look against McNeal.

"He's such a good one-on-one player, my whole thing was not to let him get in his comfort zone," said McNeal. "When he makes easy catches, he's such a strong, athletic player that's hard to stop. So I tried to get him out of position, tried to irritate him a little bit, push him out farther away from the basket, try to use my quickness against him."

Also notable was the lack of any incidents between James and Seton Hall Jamar Nutter, who'd twice previously fouled James flagrantly in games. The two did exchange words while passing each other in the post-game handshake line, however.

To no one's surprise, Seton Hall opened in a 2-3 zone and wound up staying with it for the duration.

Considering the problems MU had last Saturday against the same alignment at Syracuse, it worked harder early at trying to penetrate the gaps and had some success.

After jumping out to an 8-2 lead, though, the Golden Eagles went cold as they struggled from three-point range and a several number of their attempts inside were swatted away by the surprisingly stout Pirates.

Marquette needed a three-point play by James to tie it at 16-16, and from there the teams traded the lead for most of the remainder of the half.

Two questionable defensive plays by MU didn't help matters.

Hayward was guilty of the first, fouling the Pirates' Jeremy Hazell as he attempted a three from two steps beyond the NBA arc. Hazell banked it in and then knocked down the ensuing free throw to give Seton Hall something of a spark. Then two possessions later, James was whistled for an intentional foul after grabbing Hazell on a layup attempt.

Hazell knocked down both free throws, but the Pirates couldn't capitalize on the possession that followed. After a Jamar Nutter three from the left corner gave Seton Hall a 27-24 lead with 5:19 left, MU closed the half on a 10-2 run sparked by an unlikely candidate in Lawrence "Trend" Blackledge.

The 6-foot-8 senior forward, who'd played seven minutes in the loss at Syracuse, turned in eight high-quality minutes in the first half alone against the Pirates. His putback and two free throws got that burst started for the Golden Eagles, who wound up taking a 34-29 lead into the locker room at intermission.

Blackledge was active on the other end of the court as well, and finished with four points, three rebounds, a blocked shot and a steal in providing some much-needed energy off the bench. He also got to the free-throw line three times, with his six attempts one more than he'd attempted all season to that point.



THE BUFFALO NEWS

PRINT THIS

**LAZAR HAYWARD:** “You hear a lot that the guys with the biggest heart go to special places. I’ve always had a big heart.”

## Maturing Hayward moving Marquette

By Allen Wilson -- News Sports Reporter  
 Updated: 03/12/08 9:37 AM

When Lazar Hayward was a star basketball player at Traditional High School, Syracuse University offered him a scholarship. For rowing.

Hayward spent two years with the West Side High School crew, which consists of students from schools that do not have established programs, and SU coveted his skill on the oars.

However, Hayward decided a career on the hardwood was more appealing than one on the water.

Looks like he made the right choice.

Hayward, 21, has become one of the top players for Marquette (22-8), which takes a No. 25 national ranking into the Big East Tournament. The Golden Eagles meet Seton Hall tonight at 9 (ESPN) in Madison Square Garden. Regardless of how Marquette (22-8) fares this week, it is assured a spot in the NCAA Tournament. But if the Golden Eagles are going to go deep in both tournaments, they will need strong play from Hayward, who is the team’s third-leading scorer (12.9 points per game) and top rebounder (6.4).

“My team looks to me for rebounding, defense and scoring,” the sophomore forward said. “Some people may think that’s a lot, but I don’t feel the responsibility is a heavy burden to carry. I want to win, and my teammates know that I will always try to give them my best every time we step on the court.”

In a way, Hayward is the barometer of Marquette’s success. The Golden Eagles were 19-3 when he scored in double figures this season.

Although he’s coming off a seven-point, five-turnover outing in an 87-72 loss at Syracuse last Saturday, his importance to Marquette’s postseason aspirations have not diminished.

“Absolutely, he’s important to us,” Marquette coach Tom Crean said. “I know he wanted to have a better showing in his first game back in the area, but those things happen to young players. When Lazar is vocal and playing with

Get Your Next Pin  
 With Coupon In Today's Newspaper

SABRES™

17/08	DEREK ROY C	21	MAXON APINOGENOV RW
17/08	RYAN MILLER G	26	THOMAS VANEK LW
17/08	JASON POMICINVILLE RW	54	BRIAN CAMPBELL D

THE BUFFALO NEWS

©NHL / © NHLPA

that confidence, he's a really good player. When he doesn't play with that attitude he struggles a little bit. It's just part of the growing pains of being a sophomore and he has a lot expected of him on the team."

Much has been expected of Hayward since he arrived at Marquette from Notre Dame Preparatory School in Fitchburg, Mass. He enrolled there after his eligibility at Traditional ended.

His adjustment to college ball was unsteady as a freshman, but he found his stride this season and was a candidate for the Big East's Most Improved Player award.

The 6-foot-6, 225-pounder has doubled his scoring and rebounding averages. His 22 double-digit scoring games, including a career-high 23 points against South Florida, are 13 more than a year ago. His shooting percentages for field goals (from 42.8 to 48.2), three-pointers (20.8 to 48.0) and free throws (66.7 to 78.8) have increased dramatically.

"He's worked very hard to build his outside shot," Crean said. "He's built his athleticism. The next big step for him, as with all young players, is consistency."

Hayward said his work ethic isn't the only reason for his improvement.

"You hear a lot that the guys with the biggest heart go to special places," he said. "I've always had a big heart, a passion for the game and I'm always going to work hard no matter what.

"I take pride in getting better. I have to get better in order for my team to win. If I'm getting better and better, I have more to offer to my team."

One man who is not surprised by Hayward's dramatic improvement is East coach Starling Bryant, who oversaw the same maturation at Traditional.

Bryant recalls how Hayward went from an awkward, 5-foot-8 sophomore on the junior varsity team to an athletic 6-4 senior varsity standout and a second-team All-Western New York selection.

"Lazar was a gym rat," Bryant said. "He was the type of kid that would work and work and work. You had to kick him out of the gym. You cut the lights off and he's still in the gym. He's the type of kid that if you had five or six of them, our job as coaches would be a lot easier."

Hayward, whose first love was baseball, was 6 feet tall by his junior year and his basketball skills improved with his height. But poor academics made him ineligible for basketball season. Traditional had a good team that year, led by high-scoring guard Don Juan Tyson, and Bryant believes the Bulls might have won the Section VI championship if Hayward was available.

Bryant also believes not being able to play was a turning point in Hayward's life.

"He's always been a great, respectable kid, but missing those games kind of hurt him inside. That really had an affect on him," Bryant said. "He really started hitting the books and putting in the extra effort. That next year he [became] an outstanding student and as a basketball player he was absolutely unbelievable."

Hayward became an all-around force for Traditional, averaging 26 points, 10 rebounds, four assists, three blocks and two steals while leading the Bulls to the Section VI Class B title and a berth in the New York State public schools' Final Four in 2003-04.

He was equally effective under the basket or on the perimeter. He also had excellent upper body strength, which Bryant said was a byproduct of rowing for West Side.

After a masterful 30-point performance in a loss to Malverne in the state semifinals, the Glens Falls spectators

were asking which Division I college Hayward was headed. But neglecting studies early on meant he didn't qualify to play at the next level.

So Hayward headed to Notre Dame Prep, where he blossomed as a student and player during his two-year stay. With Niagara Falls product and Syracuse sophomore Paul Harris joining the team for the 2005-06 season, Notre Dame Prep became a national powerhouse. One of the driving forces was Hayward, who averaged 18.8 points and 7.9 rebounds and shot 42 percent from three-point range.

His play at Notre Dame Prep and on the AAU circuit with Buffalo's G.C. Ballers had Hayward skyrocketing up the recruiting charts. In addition to Marquette, he was offered a scholarship by Pittsburgh, Providence, Seton Hall and Virginia. Even Syracuse, which already had commitments from Harris and Niagara Falls guard Jonny Flynn, wanted Hayward — for basketball this time.

Hayward often imagined playing at SU. But despite AAU teammates Harris and Flynn picking the Orange, Hayward chose a different path.

"Paul and Jonny are good friends," Hayward said. "But we knew it was time to go our separate ways and see how we all would end up."

Harris and Flynn have become stars at Syracuse, which tips off the Big East Tournament today against Villanova at noon (ESPN).

And Hayward? Well, he couldn't be happier with his choice of colleges. He did miss several weeks of workouts and practices prior to his freshman season while Marquette and the NCAA reviewed his academic credentials. But that only temporarily delayed what looks like a promising basketball future.

In assessing Marquette's prospects in the Big East and NCAA tournaments, Hayward sounded as if he was talking as much about himself as his team.

"We hold our own destiny," Hayward said. "The sky is the limit for how good we can be. If we play the way we're capable of playing, I believe we can go as far as we make ourselves go."

[awilson@buffnews.com](mailto:awilson@buffnews.com)

**Find this article at:**

<http://www.buffalonews.com/sports/story/297280.html>

Check the box to include the list of links referenced in the article.



[www.jsonline.com](http://www.jsonline.com) | [Return to regular view](#)

**Original Story URL:**

<http://www.jsonline.com/story/index.aspx?id=724203>

## Thanks for the memories

### Golden Eagles will honor their seniors

By **TODD ROSIAK**  
[trosiak@journalsentinel.com](mailto:trosiak@journalsentinel.com)

*Posted: March 3, 2008*

Teammates for four years, roommates for two and friends for life. The first two parts of the equation don't always lead to the third.

But they have in the case of Dan Fitzgerald and Ousmane Barro, senior forwards for the Marquette Golden Eagles who, despite coming from completely different parts of the world, have come to realize they're much more alike than different thanks to basketball.

Tonight they'll walk onto Al McGuire Court at the Bradley Center for the final time to receive their due, along with classmates Lawrence "Trend" Blackledge and Tommy Brice, as MU celebrates Senior Night after its non-conference game against Florida Gulf Coast.

Neither is all that excited to take part, though. Not after all they've experienced, seen and accomplished together, and how much they've both grown as players, students and young men since arriving on campus in the summer of 2004.

"There's going to be some big changes," Fitzgerald said. "They sound good, but I like where I'm at right now. There's a lot of things we took for granted that we're going to realize were pretty special."

Added Barro: "To me it's kind of scary, because I don't know where I'm going. I don't want to think about it right now."

Both are something of a rarity these days at the high-major level in college in that both have put in four years at the same school.

The 6-foot-9 Fitzgerald actually has five years' experience under his belt, having transferred to MU after playing his freshman year at Tulane.

Fitzgerald was recruited by coach Tom Crean while playing in high school in St. Paul, Minn., yet was not offered a scholarship. He made a lasting impression in his only stop at the Bradley Center as a freshman for the Green Wave, though, dropping in 4 three-pointers and 16 points against the Golden Eagles.

When he expressed interest in transferring closer to home after that season, Crean brought him aboard. He has

been rewarded with 107 three-pointers and as versatile a frontcourt player as he has coached in his nine years at MU.

The 6-10 Barro, meanwhile, arrived in Milwaukee virtually a blank canvas after a short stay in Chicago after his move to the United States from Dakar, Senegal. He had no organized basketball experience, didn't speak English all that well and was behind the curve academically.

Yet in what has to be one of the best success stories in recent memory, Barro not only turned himself into one of the most efficient offensive players and most prolific shot-blockers in program history, but also into a solid student who's on track to graduate with a degree in social welfare and justice.

Fitzgerald, meanwhile, will earn a degree in marketing and entrepreneurship.

"Ousmane and Dan have had their leadership moments that have really been transforming for our team at different times," Crean said. "I'm proud of those guys. Extremely proud of them, because they've contributed to a lot of wins in the program, and they've represented the school so well.

"They've made themselves Big East players."

Fitzgerald and Barro also learned plenty about each other - not to mention the rest of their teammates - through the countless hours they spent together on the court, on airplanes and in buses and in their apartment in Humphrey Hall.

"We're all different. But I think a lot of us are still the same," Fitzgerald said. "We live together, we have the same routines. I think we're more alike now. The whole team, I think we've all become more similar."

[Buy a link here](#)

From the March 4, 2008 editions of the Milwaukee Journal Sentinel  
Have an opinion on this story? [Write a letter to the editor](#).

Don't miss one more day of local news and money-saving offers! [Subscribe Today!](#)

© 2006, Journal Sentinel Inc. All rights reserved. | Produced by [Journal Interactive](#) | [Privacy Policy](#)

Journal Sentinel Inc. is a subsidiary of [Journal Communications](#).



[www.jsonline.com](http://www.jsonline.com) | [Return to regular view](#)

**Original Story URL:**

<http://www.jsonline.com/story/index.aspx?id=723538>

## Body of evidence

### James' recent play impressive despite nagging injuries

By TODD ROSIAK  
[trosiak@journalsentinel.com](mailto:trosiak@journalsentinel.com)

*Posted: Feb. 29, 2008*

Simple logic states that Dominic James should be a less-than-productive player at this point in the season.

After all, the junior guard is dealing not only with a sprained right wrist but with a sprained right ankle as well. The injuries have hampered his shooting and his legs, the bread and butter of his game on both offense and defense.

Yet here he is, defying the odds once again.

Not only is James still logging in excess of 30 minutes per game, he's also playing some of his best basketball in his three seasons at Marquette University heading into the 21st-ranked Golden Eagles' nationally televised matchup this afternoon at the Bradley Center against the 11th-ranked Georgetown Hoyas, the Big East co-leaders.

Over the past four games James has set personal bests in three key categories: 12 assists with no turnovers in a victory over Pittsburgh on Feb. 15, and 5 three-pointers and six steals to go along with a season-high 25 points in a victory Monday at Villanova.

All told, he's averaging 15.3 points and 6.5 assists to go along with 42.3% shooting (21 for 49) and 100% free-throw shooting (13 for 13) over his past four games. MU (21-6, 11-5), meanwhile, has won five straight games, its second-longest streak of the season.

"When you have an injury, it makes you focus more," James said. "You don't have the capability of going out there and playing like yourself all the time when you're plagued by injuries and things like that. So when you go out there, you focus a little harder on the little things, and that's what I've been doing, and I feel like that's been showing in the improvement in my game."

James suffered his wrist injury after being flagrantly fouled by Seton Hall's Jamar Nutter on Jan. 12. Since then, he has shot 50% or better in just four of 13 games, and at least twice more aggravated the sprain after hitting the floor hard on drives to the basket.

Then last Saturday, James suffered his ankle injury late in the first half when Rutgers' 265-pound center, Byron Joynes, rolled up onto his leg while falling to the court in a scramble for the ball. James returned for the second

half but two days later headed into the Villanova game doubting seriously whether he'd be able to play after hobbling through the pregame walkthrough.

James nonetheless gutted it out and turned in a sparkling performance in a victory MU badly needed.

His 25 points were the most he has scored since Nov. 21, 2006, in a victory over Duke and the 5 threes were one more than the four he hit earlier in the season in victories over Oklahoma State and Cincinnati. The six steals, meanwhile, were part of a 23-turnover night by the Wildcats, the third consecutive opponent to commit that many.

"It says a lot about his character, it really does," coach Tom Crean said. "That wrist was hurting him a lot more than he was letting on. His body language and his face just looked awful Monday in Philadelphia, and I was worried for him because he was nervous.

"He wants to play. What he's learned and really accepted is his playing well means everybody else plays well, by the way he moves the ball, the way he sets the tone defensively."

That James has continued to play through his injuries isn't a surprise. He and senior Ousmane Barro are the lone Golden Eagles to have played in all 92 of MU's games to this point over the past three seasons, a source of pride for the native of Richmond, Ind.

"That's why I haven't missed any," James said. "It would have been easy for me with the injuries that I've had to just be, like, 'OK, I just want to rest up and get ready for the tournament.' But I'm not that type of player. I want to play every single game. If I can go out there and contribute, I want to be out there on the floor."

On Friday James estimated that his wrist was about 75% healed and his ankle 65% healed, numbers he hopes will increase as time goes on. Meanwhile, he continues regular treatments that include electrical stimulation, ultrasound and icing.

Sufficient rest is not an option, so he continues to go about his business in the hope he can continue his run of personal success in order to try to ensure the Golden Eagles continue theirs down the stretch.

"These days, we're all hurting and everybody's got their nagging injuries," classmate and close friend Jerel McNeal said. "But when you come out and work hard with the trainer, trying to get back healthy, just coming out every night when the lights are on and just trying to compete and play the way that he does, making his teammates better, that's an unbelievable thing.

"It speaks to his character."

[Buy a link here](#)

From the March 1, 2008 editions of the Milwaukee Journal Sentinel  
Have an opinion on this story? [Write a letter to the editor](#).

Don't miss one more day of local news and money-saving offers! [Subscribe Today!](#)

© 2006, Journal Sentinel Inc. All rights reserved. | Produced by [Journal Interactive](#) | [Privacy Policy](#)  
Journal Sentinel Inc. is a subsidiary of [Journal Communications](#).

www.chicagotribune.com/features/lifestyle/health/chi-01-marquette-georgetown-baskmar01,1,7117102.story

# chicagotribune.com

## College Basketball

### Trevor Mbakwe comes back early for Marquette

#### Marquette freshman makes miracle return

By Shannon Ryan

Tribune reporter

March 1, 2008

MILWAUKEE

Trevor Mbakwe never scanned newspaper sports sections for injury updates before this year.

Suddenly, the Marquette freshman could not help but notice all the articles about players succumbing to knee injuries. His own surgery to repair a sprained left knee ligament made more than a few headlines in early November, carrying the devastating news to Golden Eagles fans that the star recruit was finished for the season.

But the headline that caught Mbakwe's attention was the one about [Minnesota Vikings](#) running back Adrian Peterson's return from a knee injury after only two weeks.

"Mine was more severe, but I was like, 'Why couldn't I come back?'" Mbakwe said.

It took Mbakwe "the longest 3 1/2 months of my life," the 6-foot-7-inch forward said, but after a surgery, grueling rehabilitation and 23 games on the sideline, Mbakwe tossed his "redshirt" in the hamper.

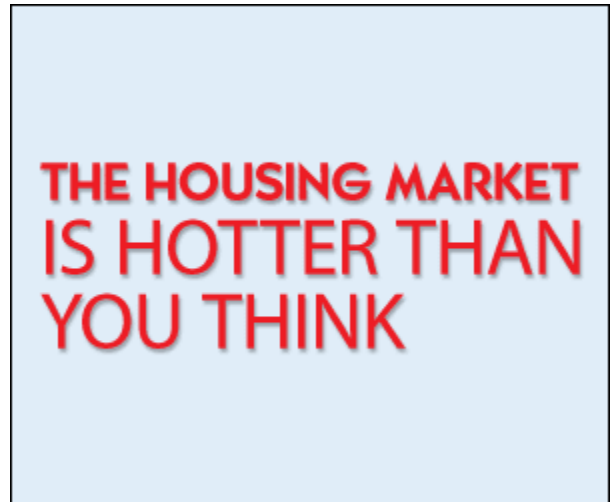
The decision was not only miraculous -- the projected healing process is up to six months and the injury was deemed season-ending -- it also was unusual for a player with four full seasons of eligibility in front of him.

"I think this is going to be a special year," Mbakwe said. "This is one of the closest groups I've been on and I want to be a part of it. I don't look at it like a waste of a redshirt [season]."

In his just his fifth college game, Mbakwe could play a crucial role Saturday for Marquette (21-6, 11-5) in a Big East meeting against Georgetown (23-4, 13-3), a game that could determine a bye in the conference tournament.

Doctors called Mbakwe at his apartment while his mother was visiting on Feb. 13 to deliver the news that he was cleared. His cutoff date for returning was Feb. 20.

"She hugged me and gave me the I'm-proud-of-you mom speech," Mbakwe said.



He practiced for the first time Feb. 14 and played against Pittsburgh the next day. His statistical line was straight zeros, but stepping on the court -- albeit on a leg equipped with a black knee brace -- was overwhelming.

His second game back provided more than goose bumps. In 14 minutes against St. John's, he had seven points and five rebounds.

"It gave me a lot of confidence," he said. "I knew I made the right decision."

Conditioning-wise, coach Tom Crean said Mbakwe is at about 75 percent, but the knee is fine.

Mbakwe entered Marquette as a missing link on a guard-heavy team as a top recruit out of Minnesota. But before he could fulfill the hype, he was hobbled.

He spent hours doing one-legged hops down the court and one-legged hops up 15 rows of bleachers to strengthen his leg.

"He's going to be crucial," Crean said. "He has a physical presence. He can go get rebounds. He has been great, though. I'm happy for him."

-----

[sryan@tribune.com](mailto:sryan@tribune.com)

Copyright © 2008, [Chicago Tribune](#)

# DAILY NEWS

---

## Dominic James, Marquette too tough

Tuesday, February 26th 2008, 4:00 AM

PHILADELPHIA - [Marquette](#) junior guard [Dominic James](#) set the [Big East](#) on fire two years ago when the little-known recruit from [Richmond, Ind.](#), came out of nowhere to win the conference Rookie of the Year award.

Golden Eagles coach [Tom Crean](#) was hopeful James would become the second coming of [Dwyane Wade](#).

But it is hard maintaining legendary status when you struggle with injuries. James, who sprained his ankle two days ago during a 30-point blowout over [Rutgers](#) in [Milwaukee](#), did not know if he was going to play in what would become the Eagles' 85-75 victory over [Villanova](#) on Monday night at the [Wachovia Center](#).

"I have never missed a game in my career," James said. "But I didn't think I was going to play. I didn't tell anybody. I didn't tell Coach. He just came over to me and said, 'You're going to be fine.'"

"When he patted me on my shoulder and walked away, right then and there, I knew I was going to be able to play the game. The ankle made me forget about my wrist."

James, who made first-team all-Big East last season, put his sprained wrist and bad ankle out of his mind long enough to create some of that old magic. He scored a season-high 25 points as the 21st-ranked Eagles (21-6, 11-5) defeated a youthful Villanova team.

James shot 9-for-13 and 5-for-8 on 3-pointers, including two straight triples at one point to give the Eagles a 62-56 lead with 8:52 to play, as Marquette rallied from a 39-32 halftime deficit to win its fifth consecutive conference game.

He also had five assists and six steals and did a good job shutting down Villanova sophomore guard [Scottie Reynolds](#). The Tigers clawed within a half-game of fourth-place [Connecticut](#) in the Big East standings in the scramble for one of four byes in the Big East tournament at the Garden. "There's no way his ankle was 100%," Crean said. "I was nervous at walk-through, but he's a tough, tough young man. We're privileged to have that kind of toughness on our team."

Sophomore forward [Lazar Hayward](#) had 15 points and nine rebounds for the Eagles, who shot 50% and made 10 threes. Junior guard [Jerel McNeal](#) added 14.

Villanova, which got 14 points from Reynolds and 13 from freshman forward [Corey Stokes](#), is 17-10 and 7-8 in league play. The Wildcats need a strong finish to have any shot at an [NCAA](#) at-large bid. It will not be easy. The 'Cats travel to 18th-ranked [Louisville](#) on Sunday before winding up the regular season with a home game against [South Florida](#) and a road trip to [Providence](#). 'Nova, a team with no seniors, has gone through a stunning metamorphosis in the last three weeks as the young players have grown up before coach [Jay Wright](#)'s eyes. The 'Cats had won three straight and shocked [UConn](#) here Saturday. Last night, they shot 59% to take a 39-32 lead over the Eagles at the half, but were not quite ready for prime time against Marquette's pressure, committing 23 turnovers that led to 19 Eagle points.

"Their guards did a great job on our perimeter people, disturbing our offense," Wright said.

[dweiss@nydailynews.com](mailto:dweiss@nydailynews.com)



[www.jsonline.com](http://www.jsonline.com) | [Return to regular view](#)

**Original Story URL:**

<http://www.jsonline.com/story/index.aspx?id=721538>

## Eagles' special reserve

### Talented Christopherson willing to wait his turn

By TODD ROSIAK  
[trosiak@journalsentinel.com](mailto:trosiak@journalsentinel.com)

*Posted: Feb. 24, 2008*

There are stories aplenty seemingly every college basketball season about players who, for whatever reason, don't receive the amount of playing time they think they deserve, become a distraction because they're frustrated and then ultimately wind up transferring out of said program.

And then there's Scott Christopherson.

Named Wisconsin's co-Mr. Basketball after averaging more than 22 points per game and leading La Crosse Aquinas to the Division 3 state championship game a season ago, the 6-foot-3 freshman finds himself only slightly closer to meaningful playing time than when practice began last fall.

Sixth in the pecking order at guard on a team with perhaps the most depth at that position in the country, it's a situation that might seem untenable to some. But Christopherson hasn't pouted, felt sorry for himself or questioned the rotations set forth by coach Tom Crean.

Instead, he has responded the way every player is taught to when faced with adversity: with good, old-fashioned hard work. And although he likely won't play a role in 25th-ranked MU's "Big Monday" matchup tonight at Villanova, Christopherson and Crean are certain there still are contributions to be made in the not-so-distant future.

"Everybody's got credentials when they come into a program like Marquette, or anywhere in the Big East," Christopherson said. "The thing I said when I first got here was, 'If you just keep getting better every day, from the time you start here until the time you leave, all that stuff will fall into place.' I feel like I've been doing that, so I'm just waiting for my turn."

Christopherson was something of a rarity as far as Crean's recruiting classes are concerned, in that he orally committed during his sophomore year when playing at Division 4 Melrose-Mindoro in 2005.

He also did so with the full knowledge that high school seniors Dominic James, Jerel McNeal and Wesley Matthews had already committed, and would have two full seasons of experience under their belts by the time he arrived on campus.

MU then added prep-school graduate David Cubillan and Ball State transfer Maurice Acker into the mix, both

of whom had at least a year of seasoning on Christopherson as well. So he headed into the season knowing the situation, and tried to make the best of it by viewing each practice as his game time.

"I just came in with an open mind, and every day I've just tried to keep getting better," he said. "We even kind of joke around about it, 'It's a game day,' when we know we're going to go up and down against the starters because they're better than some of the teams we play. I'm really starting to play pretty well in practice, getting a lot better, and I'm trying to carry that over into the games."

Christopherson's ability to shoot the basketball - he knocked down 58 three-pointers in 27 games for Aquinas last season, with a game high of six - was probably his most attractive asset coming into MU.

His brightest moment to date came Feb. 2 in a 75-60 victory at Cincinnati, when Crean unexpectedly put him into what had been an ugly game late in the first half. Christopherson responded almost immediately by knocking down a three-pointer from deep in the left corner, giving MU a much-needed boost.

It was a play that doubtless sticks in Crean's mind, because Christopherson is the one player whom the Golden Eagles' coach mentions consistently as someone for whom he's trying to find playing time.

"Scott needs to play with that group, because he's doing an incredible job in practice," Crean said.

Christopherson might well be further ahead had he not undergone arthroscopic surgery on his right knee Nov. 10 to repair torn cartilage. He missed the first five games of the regular season as a result as well as a couple of practices sometime later after having fluid drained from the knee.

"Obviously everybody wants to play, but we're winning," Christopherson said. "I can't blame (Crean) for not putting me in. I'm a freshman. There's no explanation for why I play or don't play, and nobody needs to explain that to me. I understand, and as long as we keep winning, I'm fine with it."

[Buy a link here](#)

From the Feb. 25, 2008 editions of the Milwaukee Journal Sentinel  
Have an opinion on this story? [Write a letter to the editor](#).

Don't miss one more day of local news and money-saving offers! [Subscribe Today!](#)  
© 2006, Journal Sentinel Inc. All rights reserved. | Produced by [Journal Interactive](#) | [Privacy Policy](#)  
Journal Sentinel Inc. is a subsidiary of [Journal Communications](#).



[www.jsonline.com](http://www.jsonline.com) | [Return to regular view](#)

**Original Story URL:**

<http://www.jsonline.com/story/index.aspx?id=721254>

## Cubillan brings the zest

### Guard's energy serves as lift for Marquette

By TODD ROSIAK  
[trosiak@journalsentinel.com](mailto:trosiak@journalsentinel.com)

*Posted: Feb. 22, 2008*

Ask David Cubillan about it, and he just smiles.

The answer doesn't come nearly as easily, though, and certainly not as quickly as one of his team-leading 36 three-pointers this season for the 25th-ranked Marquette Golden Eagles.

Because for as much his teammates, coaches and MU fans love the shimmying, the clapping and the in-your-face defense he brings with him off the bench, Cubillan himself isn't quite sure where it all comes from.

"When I play, I take it personal. I take pride in what I do," Cubillan said after practice Friday, in advance of the Golden Eagles' matchup this afternoon with Rutgers.

"To be honest with you, sometimes when I watch film, I see myself and I'm wondering if that's even me. I don't know; it's probably because I'm from Venezuela. It just comes out of me. I don't think about it. I don't say, 'OK, I'm going to hit a three and I'm going to do it.' It happens."

It wasn't happening as much as Cubillan or the Golden Eagles (19-6, 9-5 Big East) would have liked earlier in the conference season, however.

A long summer spent playing for the Venezuelan national team left little down time for the native of Maracaibo heading into the season, then a lingering ankle sprain that forced him to sit out his first game at MU just before Christmas forced him to play catch-up for the next few weeks.

Aside from an outing in which he hit 3 three-pointers in a victory over Notre Dame on Jan. 12, Cubillan hit just seven of 25 from beyond the arc in the Golden Eagles' nine other Big East games. It was a noticeable dropoff for MU's leader in three-point accuracy at 42.5% last season.

"It was hard because I missed a couple practices and I wasn't going full speed," said Cubillan, who averages 6.8 points and 1.8 assists. "It's hard to get the rhythm. It took me awhile. I just wasn't hitting shots."

Aside from a 7-minute outing at Cincinnati, though, Cubillan's playing time has consistently remained around 18 to 20 minutes per game because of his ability to play both guard spots efficiently.

His assists-to-turnover ratio is better than 2-to-1, and his defensive-minded approach endears him to coach Tom Crean.

"When I get stops and I'm going on 'D,' everything else comes," Cubillan said. "When I'm playing good 'D,' I feel like my shot's going to go in. People think when my shot goes, I go. That's not the way I look at it. When I get into the game I get into the flow by getting into somebody. Then I go."

It's no coincidence that MU's three-game winning streak coincides with a hot streak from Cubillan. He has knocked down six of 13 threes over that span and nine of 19 over his last four games, resulting in a lot more of his fancy footwork.

"I like it. It energizes our team, it energizes our crowd," Crean said. "He knows if he ever gives up a layup because of it, he knows not to even look over. Just run over, because he wouldn't have to wait for the horn."

"I love when he plays with enthusiasm and passion. He's just loving the game. He's not trying to show anybody up or anything like that. I love him when he plays that way. That's his niche; that's his edge."

Cubillan knows it, too. That's why he's going to keep doing what he does, so long as the shots keep falling and the defense remains air-tight.

"When I do it once, I keep doing it because I know they like it, and that brings energy," Cubillan said. "So everybody feeds off it."

[Buy a link here](#)

From the Feb. 23, 2008 editions of the Milwaukee Journal Sentinel  
Have an opinion on this story? [Write a letter to the editor](#).

Don't miss one more day of local news and money-saving offers! [Subscribe Today!](#)  
© 2006, Journal Sentinel Inc. All rights reserved. | Produced by [Journal Interactive](#) | [Privacy Policy](#)  
Journal Sentinel Inc. is a subsidiary of [Journal Communications](#).



[www.jsonline.com](http://www.jsonline.com) | [Return to regular view](#)

**Original Story URL:**

<http://www.jsonline.com/story/index.aspx?id=720017>

## Stepping into the fray

### Mbakwe hoping to have impact in condensed freshman season

By **TODD ROSIAK**  
[trosiak@journalsentinel.com](mailto:trosiak@journalsentinel.com)

*Posted: Feb. 19, 2008*

Not long after making his collegiate debut Friday in a 72-54 victory over Pittsburgh, a game in which he played 8 minutes and missed the lone shot he attempted, Marquette Golden Eagles freshman Trevor Mbakwe was asked what his expectations were for the rest of the season.

"I got the first-game jitters out of the way, so hopefully I'll be able to put some stats up next game and not just a bunch of zeros all the way across," he said with a laugh. "Just play good and get in the rotation."

Sounds reasonable enough. But how long will it take the 6-foot-7, 240-pound forward to get to that point, especially after missing the first two-thirds of the season with what was thought to be a season-ending knee injury?

That's the million-dollar question for coach Tom Crean and his 25th-ranked Golden Eagles (18-6, 8-5 Big East), who take on the St. John's Red Storm at 6 tonight at Madison Square Garden in New York.

Since being cleared for game competition by the team's medical staff on Thursday, Mbakwe has been limited in workouts in an attempt to ease him into the system without overloading his left knee, which was surgically repaired on Nov. 9 after he injured it in practice roughly a week earlier.

Mbakwe had just one day of true practice time with the Golden Eagles before his brief stint against Pittsburgh, so it wasn't surprising to see Crean pick and choose spots to find him playing time even with the game getting out of hand in the second half.

He first checked in with 3 minutes 32 seconds left in the first half, sporting a large brace and to a large ovation, and wound up playing 2 minutes. He got a longer opportunity in the second half with the game well in hand, displaying the ability to set decent screens on the perimeter but not really getting into the flow.

"We knew going in if he would play, it would be very limited," Crean said. "So it was hard inside of that game to get any rhythm going because of the limited minutes. But I thought he did a nice job. He competed, and I think he's only going to get better."

Crean added that Mbakwe had done a good job thus far picking up MU's multiple schemes.

"He has a very good understanding for a guy that hasn't played all year of what we're trying to do," he said. "I thought he did a very good job with the plays as time went on, and he'll have that much more of a comfort level."

Mbakwe's situation is unusual in that it's rare for a player to choose to burn his redshirt so late in the season. But once he was given the green light medically, the call was Mbakwe's, and the native of St. Paul, Minn., left little doubt all along that he planned to play if he had a large enough chunk of season left in front of him.

"He loves to play so much, and knows that he can be a contributor on this team, that he always looked forward to it," Crean said. "It was the carrot in front of him; I don't think there's any doubt that's one of the things that pushed him to work as hard as he did and to have that opportunity to come in and play this year."

Once Mbakwe starts rounding into form, there's little doubt he should be able to help on a team that has gotten better post play of late but still ranks no better than eighth in the Big East in any of the five rebounding categories.

He was MU's top offensive rebounder in practice before being injured, and his length, athleticism and wing span make him an imposing shot-blocker. He averaged 21.6 points, 12.7 rebounds and 4.5 blocks per game as a high school senior.

But with senior Ousmane Barro and Lazar Hayward playing their best basketball of the season to date as the starters up front, Crean will be performing something of a balancing act, trying to find meaningful playing time for Mbakwe without placing him in situations for which he's not yet ready.

"There's no way that I would have co-signed him coming back if we didn't feel like he wasn't going to play and be able to help us," Crean said. "But at the same time it's going to take a little time with those limitations that are on him. And we're in the game to win it, and you have to do whatever you can do at the time to win it. I would love to see him being a big part of that after a week or so."

[Buy a link here](#)

From the Feb. 20, 2008 editions of the Milwaukee Journal Sentinel  
Have an opinion on this story? [Write a letter to the editor](#).

Don't miss one more day of local news and money-saving offers! [Subscribe Today!](#)

© 2006, Journal Sentinel Inc. All rights reserved. | Produced by [Journal Interactive](#) | [Privacy Policy](#)  
Journal Sentinel Inc. is a subsidiary of [Journal Communications](#).



[www.jsonline.com](http://www.jsonline.com) | [Return to regular view](#)

**Original Story URL:**

<http://www.jsonline.com/story/index.aspx?id=718898>

## Healthy Mbakwe back on the court

By **TODD ROSIAK**  
[trosiak@journalsentinel.com](mailto:trosiak@journalsentinel.com)

*Posted: Feb. 16, 2008*

Desperate for a boost on the interior, the Marquette Golden Eagles might have gotten just that hours before their Friday night showdown with the Pittsburgh Panthers when freshman forward Trevor Mbakwe made the decision to lift his redshirt and play the final portion of the season.

The 6-foot-7, 240-pounder from St. Paul, Minn., had suffered a left knee injury on Nov. 1 and underwent surgery eight days later that was believed to be season-ending. But after participating in some intense individual workouts over the past few weeks, and finally receiving medical clearance for game participation, Mbakwe made the decision to take the next step and use his eligibility.

In doing so, he'll have missed roughly two thirds of the season and have just six more regular-season games to prepare for the Big East tournament and, presumably, the NCAA tournament.

But according to Mbakwe, that opportunity outweighed the potential of having four full seasons of eligibility beginning next year.

"This is a great team," Mbakwe said. "I really feel this is the year we can actually win big, so I wanted to be part of it. This is a special team, and I'm happy with my decision right now."

Added coach Tom Crean: "It wasn't his call or my call. It was the doctor's call."

Crean eased Mbakwe in against Pittsburgh, playing him two minutes in the first half and eight total. Mbakwe missed the only shot he took and didn't grab a rebound - earning him some good-natured ribbing from Crean afterward - but it's clear more will be expected in the coming weeks.

"If he'd have been healthy all year, you'd be writing a lot about him," said Crean. "Really, his first real up-and-down practice was yesterday. It was limited, but it was pretty impressive."

Without Mbakwe, MU has gotten consistent play up front this season from only sophomore Lazar Hayward, who entered Friday leading the team in both scoring and rebounding.

Senior Ousmane Barro has picked up his play considerably since being named the starter at center last week, though, and he turned in his second double-double in five games with 14 points and 12 rebounds on Friday.



[www.jsonline.com](http://www.jsonline.com) | [Return to regular view](#)

**Original Story URL:**

<http://www.jsonline.com/story/index.aspx?id=716896>

## Leap year

### Hayward makes big gains in sophomore season

By TODD ROSIAK  
[trosiak@journalsentinel.com](mailto:trosiak@journalsentinel.com)

*Posted: Feb. 11, 2008*

Anyone who doubts the value of a full off-season's worth of work should examine Marquette University's Lazar Hayward.

Inconsistent and unsure of himself for a good portion of last season after an NCAA Clearinghouse inquiry into his grades cost him valuable preparation time heading into his freshman year, the 6-foot-6, 225-pound forward is finally showing the depth and breadth of a game that has transformed him into perhaps the Golden Eagles' most indispensable player.

Entering the game tonight at Seton Hall, the native of Buffalo, N.Y., leads MU (16-6, 6-5 Big East) in scoring at 13.6 points per game and rebounding at 6.4. Underscoring his versatility, Hayward also leads the Golden Eagles in both three-point accuracy, at an even 50% (23 for 46), and free-throw accuracy, at 81.5%, while also ranking third by knocking down 51.2% of his shots overall.

Overall, it has been a performance that not many outside of the MU program could have expected so soon, considering how much he struggled to catch up last season. But now that he has - and then some - Hayward suddenly has nearly everyone wondering just how much more he can do.

"I don't really have any expectations; I'm just going out and playing basketball," Hayward said after putting up 21 points and 11 rebounds Saturday in a loss at Notre Dame. "But Coach, he didn't recruit me here just to be another average guy. He feels like when I leave here, if I'm just another average guy, then I really pretty much wasted my time.

"That's how we go into every day, and that's how he looks at everybody, from me all the way down the line to the walk-ons. He just wants us to get the best out of every day."

It's hard to overstate the importance of Hayward's development this season, which began last spring and summer in the practice gym and weight room at the Al McGuire Center.

With expected impact freshman Trevor Mbakwe out before the season even began with a knee injury, holdovers Ousmane Barro and Dwight Burke playing inconsistently and Dan Fitzgerald having to play out of position at times out of necessity, the Golden Eagles needed at least one steadying influence up front.

Hayward has responded with three double-doubles - most on the team - to go along with 18 double-figure scoring games. Compare that to last year, when he had no double-doubles and just eight double-figure scoring games as a part-time starter.

Versatility has been Hayward's calling card. Despite often being smaller than the players he guards, he excels near the rim with above-average strength and second efforts and also consistently draws contact and gets to the free-throw line.

What has helped set him apart this season is his long-range shooting. After struggling mightily in that area last season, he has responded by hitting at least 1 three-pointer in 13 games and as many as three on three different occasions. One of those was Saturday, with each three coming in the second half to aid a furious comeback attempt by the Golden Eagles.

Billed as a long-range specialist coming out of Notre Dame Prep in 2006, Hayward didn't spend as much time working on his shot as he adjusted to the rigors of juggling both basketball and academics at MU.

But now in a groove in the classroom as well, Hayward is once again feeling it from deep. It's a valuable tool for MU, which is able to space the floor more effectively by drawing opposing big men away from the basket whenever Hayward steps out.

"I can't explain it but I don't want to jinx it, either," he said. "It's a little bit of both work and confidence. I was always taught that hard work pays off. With the coaching staff that we have here, and all the extra work they have us doing, you can't really get worse. It's all very helpful to me."

Hayward's numbers also stack up favorably with his counterparts in the Big East. He ranks 19th in scoring, 10th in field-goal percentage and sixth in free-throw percentage in all games. He sits just outside the top 20 in rebounding and his three-point percentage would rank him first, but he hasn't made enough yet to qualify.

Assuming he continues to play at least at his current level, and MU manages to finish in the upper half of the Big East standings, it would figure that Hayward will wind up as one of the front-runners for the league's most improved player award.

Other candidates could include Cincinnati's Deonta Vaughn, Connecticut's Hasheem Thabeet and A.J. Price, Notre Dame's Luke Harangody and Syracuse's Paul Harris.

"In the case of most improved player for Lazar, I'd think that's a natural fit based on the way he's playing and the contributions he's had," said coach Tom Crean, who also referred to Hayward as MU's most consistent player.

"His contributions are loud and clear in our program and to his teammates. He's a very humble young man who works very hard to get better."

The soft-spoken Hayward, not surprisingly, has more important things on his mind at this point, most notably helping the Golden Eagles out of their current slide and back into contention in the Big East.

"I think that would be a good goal, but I just want to keep improving," he said. "What the outside world thinks of me, that's their own opinion. But I'm going to always improve, no matter what."

[Buy a link here](#)

[www.chicagotribune.com/sports/chi-26-depauljan26,1,1416470.story](http://www.chicagotribune.com/sports/chi-26-depauljan26,1,1416470.story)

# chicagotribune.com

## McNeal simply dominant defender

### Marquette guard steals show, plays with heart

By Shannon Ryan

Tribune reporter

January 26, 2008

MILWAUKEE

Speaking about defense, Jerel McNeal sounds like both an algebra teacher and a linebackers coach.

An approach that combines analytical thinking and an aggressive attitude has made the Marquette junior guard one of the Big East's most accomplished defenders, an irritant to any opponent's offense.

"I try to simplify it as much as possible," McNeal said. "The person I'm guarding, I try to take away all his strengths. One of the things I pride myself on is to try to take away a man and a half a game. I want to make my guy a complete non-factor and help out with my teammates' guy."

Marquette (13-4, 3-3) comes into Saturday's game against DePaul on a two-game losing streak, falling from 13th to 21st in the national rankings. Louisville shot 49 percent and enjoyed a 40-28 rebounding edge in beating the Golden Eagles, and UConn shot 54 percent and had a 34-19 rebounding advantage.

In the tightly packed Big East standings, Saturday's game will help the winner distinguish itself. The Blue Demons (9-9, 4-2) have not won at the Bradley Center since 2000, but they beat Marquette last season at Allstate Arena.

"It's very important that [McNeal] comes out and sets the tone with that defensive energy and ball pressure and that he picks up rebounding," Marquette coach Tom Crean said. "That's what he does best."

McNeal, a Chicago native from Hillcrest High School, leads the Big East with 2.35 steals per game and is Marquette's top rebounding guard with 4.5 per game. He averages 13.4 points, and his shooting percentage has climbed to 46.8 from last year's 41.7.

As last season's Big East defender of the year with 76 steals, he is in charge of stifling an opponent's top threat, which means he probably will spend time covering DePaul senior guard Draelon Burns.

Burns, a Milwaukee native who expects about 15 friends and family members at the sold-out game, averages 17.9 points.



As much as McNeal's long arms and quick hands help him defend, attitude is his top asset.

"He's a guy I'd love to have on my team," DePaul coach Jerry Wainwright said. "His whole chest is filled with his heart. Every play to him is so important. He's absolutely fearless. Guys you don't want have the tadpole two-chamber hearts. He's got an eight-chamber heart."

McNeal is a wiry 6 feet 3 inches. When he arrived at Marquette he occasionally pestered Crean for a chance to guard bigger players, such as Jeff Green, Georgetown's standout 6-9 forward, and Demetris Nichols, a 6-8 forward from Syracuse now with the Bulls.

"If you ever pull him off of somebody, that will get the nostrils flaring," Crean said.

McNeal credits his defensive toughness to growing up on the South Side and idolizing Scottie Pippen.

"I can have a 0-for-20 night and not get many shots," he said, "but there's nothing worse than the feeling you get when an opponent is scoring on you."

McNeal spent childhood afternoons begging brother Jeremy, older by five years, and Jeremy's friends, to let him in their pickup games.

"They beat him up quite a bit," his father Edward McNeal recalled. "I told him, 'You've got to continue to compete if you want to play with the big boys.'"

McNeal found one way to prove himself was to shut down those big boys.

"You almost had to humiliate yourself just to get a shot to prove yourself," McNeal said. "Eventually one day you get a shot and you make the best of it."

McNeal applied that motto at Hillcrest, where he was a football linebacker until his sophomore year. As a senior, he led Hillcrest to a sectional final by averaging 20 points, nine rebounds and six steals per game.

"In high school he took everything personal," said Maurice Acker, McNeal's best friend and teammate at Hillcrest and Marquette. "He went to another level."

Few colleges pursued him because of his size and sub-par shooting. The first to send him a letter and later offer a scholarship was Marquette.

That Marquette realized his upside and valued his defensive skills meant something to McNeal, who turned down Purdue and Dayton.

"A lot of people got offered scholarships because of one thing they could do," he said. "But there's a thousand things they can't do that I can."

Despite a broken thumb that sidelined him at the end of last season, he argued until the last second to play in Marquette's first-round NCAA tournament loss to Michigan State.

McNeal is determined to move past the first round, where Marquette has been bounced each of the two last seasons.

"I look at it as almost my responsibility to come in and provide the energy," McNeal said. "If I don't get my teammates excited and ready to go, then I haven't done my job for that night."

For McNeal, his job comes one defensive stop at a time.

## Up and coming method Peak performance the goal of chamber

The Boston Globe

By Shira Springer, Globe Staff | October 19, 2007

Inside an altitude chamber that simulates conditions at 9,000 feet above sea level, Marquette University guards Wesley Matthews and Jerel McNeal start pedaling stationary bikes. Realizing the challenge ahead, they look less than thrilled. Within minutes, Matthews and McNeal experience shortness of breath. Heart rates rise quickly. In five minutes, Matthews and McNeal have stressed their bodies far beyond what they could do on a bike outside the chamber.

Mercifully, the altitude workout ends after 15 minutes, though both athletes feel they went through a conditioning session four to five times as long. In some ways, they did.

Given how the body must adapt to changes at higher altitudes, Matthews and McNeal gain more from brief workouts inside the chamber than longer conditioning sessions outside. As a result, the altitude exercise unit containing oxygen-reduced air offers an athlete's dream-conditioning scenario. Less time on a bike or treadmill. Less physical wear and tear. More stamina. Faster recovery. Studies have shown that after six weeks working out in altitude exercise chambers, an athlete's time to exhaustion can increase up to 42 percent.

"I'd love to be able to play and never get tired," said a sweat-covered Matthews after exiting the chamber set up in a back corner of the Al McGuire Center weight room. "But the smallest advantage we'll take. If we're 10 percent better at fighting through fatigue and 10 percent less tired [late in games], then that could be big for us."

Long the exclusive domain of endurance athletes, altitude training appears ready for the sports mainstream with the increasing popularity of altitude exercise chambers and sleeping areas, also called hypoxic chambers. Athletes have commonly used hyperbaric chambers, which in contrast increase the amount of oxygen in a sealed area to aid injury recovery.

After purchasing a customized altitude unit this summer for \$41,700, Marquette became the first college basketball team in the country to integrate the hypoxic chamber into its training regimen, following the lead of professional sports franchises such as the Green Bay Packers, Detroit Pistons, Miami Heat, and Phoenix Suns.

Professional athletes ranging from NBA players Shaquille O'Neal, Gilbert Arenas, and Ben Gordon to NFL players A.J. Hawk, Anthony Gonzalez, and Al Johnson to MLS players James Riley and Brian Ching have tried sleeping at simulated altitude. The Philadelphia Flyers encourage their athletes to use sleeping systems, and several players have invested in the technology.

As teams and individuals persist in the never-ending search for a competitive edge and continue to collect data from artificial altitude training, Pistons strength and conditioning coach Arnie Kander predicts more franchises will invest in the technology and "it will be in most [NBA] facilities in give or take 10 years." Marquette head athletic trainer Jayd Grossman foresees the exercise chambers "becoming less a luxury and more the standard," believing it's only a matter of time until a well-funded high school purchases a unit.

"Anything that gives your players even an opportunity for an edge you want to try and do," said Marquette coach Tom Crean, whose players work out two to three times a week in the exercise chamber. "Sometimes who can last and execute better for longer can get it done."

Questions, however, remain about what translates to the field when athletes work out or sleep at altitude. While endurance athletes look to faster times for evidence that artificial altitude training works, coaches and trainers with Marquette, the Pistons, and Suns talk about a trial-and-error approach as they integrate sessions at altitude into their conditioning programs. They are continually adjusting altitude workout content, length, and intensity to determine what produces the best results.

"A lot of people don't truly understand what it can be used for," said Kander. "They're expecting immediate change. If you expect it to take you from 20 to 40 points in a game, it's not happening. You have to do all the other work that's

required.

"It's a big piece, but it's not a shortcut."

## Taste of home

Growing up in Colorado Springs, Riley, a defender for the New England Revolution, experienced the conditioning advantages altitude provides. Throughout most of his career, he excelled at team fitness tests, outlasting teammates raised at lower elevations. But shortly after joining New England, he lost that edge. When Colorado Altitude Training (CAT), the leading producer of altitude exercise and sleeping systems, pitched its products and technology to the Revolution in July, Riley saw an opportunity to bring a piece of Colorado Springs to his regular-season home in Newton.

CAT president Stephen Nevin made similar presentations to the Celtics and Patriots. But none of the local professional franchises has added simulated altitude training to their conditioning programs. While Celtics trainer Ed Lacerte came away from the presentation acknowledging "the concept has validity," he added that he "could not justify the investment at this moment." Similar thinking dissuaded the Patriots and Revolution from purchasing units, which range from \$40,000 to \$100,000 depending on size and level of customization.

"If you have the luxury of access to [the technology], by all means take advantage of it," said Lacerte. "Everything appears scientifically based, but I don't think it's absolutely necessary."

Eager to find out for himself, Riley installed a walk-in demo tent around his queen-sized bed two months ago, gradually increasing the altitude to an elevation of around 9,000 feet. Although the tent occupies most of his bedroom, Riley views it as a small inconvenience for the chance to essentially train his body while sleeping.

By following the "live high, train low" principle in which athletes spend several hours per day at altitude yet train close to sea level at normal intensity, Riley hopes he will enjoy more endurance and experience less fatigue when the MLS playoffs start next week.

"Obviously, I'm not doing it the ideal way because you're here and gone as a traveling athlete," said Riley. "I've been skeptical with different things in the past. But all you have to do is go home, relax, put your TV on, go to sleep. It's working without really working. I look at it as diversifying my training investment portfolio."

The "live high, train low" method promotes several key physiological changes as athletes acclimate to thin air, which basically leads to an increased number of oxygen-carrying red blood cells and more efficient delivery and absorption of oxygen. The result is improved endurance and reduced fatigue, though it varies depending on how much time athletes spend in the chamber and at what altitude, as well as overall training programs.

## Sharing the news

With an altitude sleeping unit set near 15,000 feet combined with daily practices, Arenas works to achieve the right "live high, train low" balance. He cites anecdotal proof it works.

"The altitude chamber rejuvenates you a lot quicker," said the Washington Wizards guard. "So, when you're playing, you're almost always 100 percent. How I felt in the first quarter was the same as how I felt in the fourth quarter. I had the same feeling in my legs. It showed by me hitting game-winners all the time."

Arenas ranked third in the NBA in fourth-quarter scoring last season, behind only Kobe Bryant and Dwyane Wade. He averaged nearly as many points in the fourth quarter as he did in the first, by far his two most productive periods.

Since there is nothing shy about Arenas, he did not hesitate to spread the word about "living" at altitude when he first tried it more than a year ago. The same cannot be said about other athletes experimenting with the technology. Several professional athletes who use or recently have used sleeping chambers declined to comment for this article, citing concern about how it would be perceived or discomfort with appearing to endorse a product they cannot yet definitively claim works.

Additionally, when the World Anti-Doping Agency declared altitude sleeping units in violation of the "spirit of sport" last year, it became awkward for some athletes to publicly embrace the methodology. Although WADA prefers to see athletes play a more active role in improving performance than sleeping chambers require, they have not banned the technology. Privately, athletes remain curious about altitude chambers and unconcerned about the WADA

characterization. Like Riley, Arenas, and others, athletes who employ the technology usually do so after consultation with team trainers about its safety, legality, and effectiveness.

"When I first said I had one, I got bashed about it," said Arenas. "People thought I was weird, but I've had 14 other players call me to figure out if it really works. They see me running around the court, not getting tired, and they're like, 'Let me ask about this thing.' "

With one of those calls coming from O'Neal, Arenas views himself as a trendsetter. O'Neal asked Arenas what benefits "living" in a chamber produced. Arenas highlighted the rejuvenating effects, especially helpful for a veteran. O'Neal was already familiar with the exercise chamber as the Heat tried a demo unit from CAT last season. That unit traveled to the Suns this summer, but O'Neal had a walk-in tent installed during the offseason.

Advances in technology such as room conversions and fully automated chambers have made simulated altitude training more popular and accessible. In a converted room, only a thermostat-like control panel hints at the special training environment created.

As one of the first to take advantage of room conversion technology, distance running coach Alberto Salazar said, "It really is a way of bringing the mountain to us."

### **On the fast track**

Chauncey Billups of the Pistons suffered a groin injury near the end of last season, the kind of muscle strain that can linger and make rehabilitation efforts difficult. But the point guard recovered with surprising speed, missing just two games and logging 36 minutes in his first game back. Billups and Kander believe the team's altitude exercise chamber played a role in the quick recovery.

After a 10-minute session on the stationary bike at 9,000 feet, Billups told Kander he felt "less sore" and like he "worked out for an hour." On the court the next day, Billups successfully executed a series of defensive slides that were too painful to try 24 hours earlier.

"I wasn't healed, but I felt a little better when I came out of the tank than when I went in," said Billups. "I don't know if it was because of what I did. It probably sped up my process."

When an injured athlete can return to peak condition with shorter rehab workouts, the transition back to competition is smoother and quicker. Kander also has seen the exercise chamber help athletes maintain their conditioning despite limited practice and playing time.

"The rehab aspect is probably what's going to affect more people," said Kander. "If you can get guys back quicker, get them on the court faster and the risk of reinjury is reduced, that's huge."

Enjoying a fresh start in Phoenix after an injury-riddled stint in Orlando, Grant Hill took advantage of the chamber recently purchased by the Suns. He went through regular workouts inside the chamber in the six weeks before preseason started. From training camp in Tucson, Hill reported that his body felt strong and fresh. Although it went unsaid that the chamber could help Hill remain injury-free this season and extend his career, that is definitely the hope.

"I was very efficient in my offseason workouts," said Hill. "I was able to get a lot done in a shorter amount of time. At first, you feel out of shape in there, gasping for air, but slowly you see improvement and carryover. It seemed like the transition from conditioning off the court to working out on the court was a lot smoother than it has been in the past."

As acceptance and usage of simulated altitude chambers grow, the push into the mainstream will likely come from basketball, primarily NBA teams, for a combination of physiological, logistical, and financial reasons. If teams can increase an athlete's time to exhaustion and essentially put fresher players on the court in the fourth quarter, then that could mean the difference between winning and losing. Smaller rosters also make it more practical to train NBA players in an exercise chamber, and NBA teams appear willing to pay for the technology. Currently, two more NBA franchises plan to try altitude exercise chambers.

The big breakthrough likely will come from a team that uses artificial altitude exercise units to help win a championship or a high-profile player who follows the "live high, train low" method during a career year.

With his sights set on playing in the NBA, Matthews already has considered investing in a sleeping unit if he reaches the next level. He said if it helps him play well and produce, "why not?" Like Matthews, more athletes and teams could

2007-08 MARQUETTE GOLDEN EAGLES BASKETBALL

DWIGHT  
BURKE  
Junior • Forward

DAVID  
CUBILLAN  
Sophomore • Guard

MAURICE  
ACKER  
Sophomore • Guard

LAWRENCE  
BLACKLEDGE  
Senior • Forward

DAN  
FITZGERALD  
Senior • Forward

