



MEDIA SERVICES

ASST. AD/MBB SID: . . . Scott Kuykendall
Email: . . . scott.kuykendall@marquette.edu
Work Phone: 414-288-4794
Cell Phone: 414-807-3490
ASST. DIRECTOR: Lucas LeNoble
Email: lucas.lenoble@marquette.edu
Work Phone: 414-288-6980
Cell Phone: 414-313-2238
Website: GoMarquette.com
Fax: 414-288-6519

CREDENTIALS

Credential requests are now available online by visiting <http://www.sportssystem.com/Marquette/>.

Requests will be confirmed or denied via email and may be picked up at the Al McGuire Center or at the arena control entrance of the Bradley Center on game day (beginning two hours before tip).

Please contact Scott Kuykendall with any questions.

PARKING

Parking is not available to home and visiting members of the media. There are several parking structures available within walking distance of the Bradley Center.

INTERVIEW POLICY

Please contact Scott Kuykendall to arrange an interview with Marquette head coach Tom Crean, a member of the coaching staff or a player.

MU players will not disclose their home phone numbers or their cellular phone numbers so please do not request that information. Players have been asked to politely decline interviews that have not been cleared with the MU Media Relations Office. All telephone interviews will take place from either the Media Relations Office or the Men's Basketball Office. Player interviews will not be conducted on gamedays until standard post-game procedures occur.

Marquette practices are generally closed to the media. Please contact Kuykendall if you wish to attend practice. MU practices are scheduled from 2 p.m. to 5 p.m. on weekdays but are subject to change so please contact Kuykendall in advance.

MU Looking To Continue Tournament Success

Over the course of the last three seasons, the Golden Eagles have managed to capture tournament titles spread across the landscape of collegiate basketball.

The recent success began in 2004-05, when MU claimed three-straight wins en route to the Black Coaches Association Classic championship in Milwaukee. A trip to Anchorage, Alaska, in 2005-06 resulted in the Great Alaska Shootout title following a 92-89 overtime victory versus South Carolina. Most recently, Marquette downed No. 9 Duke 73-62 in the title matchup of the CBE Classic in Kansas City, Mo.

The Golden Eagles have also claimed the team title at the annual Pepsi Blue & Gold Classic, hosted by MU.

Tourney Success		
2004-05	BCA Classic	
	vs. W. Carolina	W, 75-64
	vs. Illinois St.	W, 60-32
	vs. Air Force	W, 69-65
2005-06	Great Alaska Shootout	
	vs. E. Washington	W, 83-73
	vs. Oral Roberts	W, 73-70
OT	vs. South Carolina	W, 92-89
2006-07	CBE Classic	
	OT vs. Idaho St.	W, 59-56
	vs. Detroit	W, 87-45
	vs. Texas Tech	W, 87-72
	vs. Duke	W, 73-62

Buckley Returns To Site Of Impressive Maui Run

While Marquette is making its first appearance in the EA Sports Maui Invitational, the coaching staff does have some proven experience in the event.

Assistant coach Tim Buckley guided Ball State to a nationally recognized run during the 2001 tournament. The Cardinals downed No. 3 Kansas 93-91 in the opener and No. 4 UCLA 91-73 in the second game before falling to top-ranked Duke 83-71 in the championship matchup.

Buckley, who is in the first season of his second stint with the Golden Eagles, served on Crean's staff at MU in 1999-2000 before leaving for BSU.

Paint Production Impressive In First Two Games

While Marquette's perimeter shooting touch continues to warm up early in the season, the squad's production in the paint has more than made up for the struggles from the outside.

In victories over IUPUI and Utah Valley, the Golden Eagles have netted 47.9 percent (68-of-142 points) of their total offense in the paint. As a result, MU is shooting 63.5 percent (40-of-63) on field goal attempts from inside the 3-point line.

In the most recent win over UVU, 36 of the squad's 66 total points were scored in the lane.

Bench Providing Spark At Both Ends

Through two outings, MU's reserves have outscored their opponents 49-14, including a 26-1 advantage in the season opener versus IUPUI.

Head coach Tom Crean has gone 10 deep already in 2007-08 and the group has responded with some impressive numbers.

The crew (Maurice Acker, David Cubillan, Lawrence Blackledge, Lazar Hayward, Ousmane Barro) has chipped in 49 points, 21 rebounds, 12 assists and three blocks. The bench corps has shot 18-of-35 (51.4 percent) from the floor and 8-of-11 (72.7 percent) from the charity stripe.

The Golden Eagles have featured the same starting lineup - Dominic James, Wesley Matthews, Jerel McNeal, Dan Fitzgerald and Dwight Burke - in both contests this year.

Burke Making The Most Of His Opportunity

When freshman Trevor Mbakwe was lost for the season because of injury, so was his expected rebounding help. He will now redshirt in 2007-08, putting more importance on the performance of the remaining front line players.

Junior forward Dwight Burke, who earned his first career start in the season opener,

Marquette Men's Basketball Game Notes

Page 3



INJURY REPORT

Player (Injury)	Status
Trevor Mbakwe (knee)	Out for season
Scott Christopherson (knee)	TBA

STAT COMPARISON

statistics as of 11/13/07

	MU	CHAM
Overall Record:	2-0	16-11
Scoring Offense:	71.0	79.1
Scoring Defense:	61.5	72.4
3-PT FG Percentage:	27.9	39.1
FT Percentage:	72.2	71.0

INDIVIDUAL LEADERS

SCORING

MU	CHAM
McNeal 13.5	Kussler 12.1
James 12.5	Kolaric 11.4

REBOUNDING

MU	CHAM
McNeal 6.5	Kolaric 9.8
Matthews . . . 5.5	Kussler 5.3

FIELD GOAL PERCENTAGE

MU	CHAM
Hayward . . . 75.0	Kussler 55.0
Burke 75.0	Kolaric 48.4

FREE THROW PERCENTAGE

MU	CHAM
James 81.8	Green 82.6
Hayward . . . 80.0	Francisco . . . 77.8

CAREER GAMES PLAYED

	Career Games	Career Starts	Consec. Games	Consec. Starts
Acker	2	--	2	--
Barro	94	52	67	--
Blackledge	20	--	1	--
Brice	13	--	--	--
Burke	56	2	36	2
Christoperson	--	--	--	--
Cubillan	36	1	36	--
Fitzgerald	67	14	67	6
Hayward	36	16	36	--
Hazel	--	--	--	--
James	67	67	67	67
Matthews	59	49	46	36
McNeal	62	62	2	2

PROBABLE STARTERS

Marquette

NAME	POS.	PPG.	RPG.	APG.	FG%	FT%
Dominic James	G	12.5	0.5	2.0	.389	.818
Jerel McNeal	G	13.5	6.5	2.0	.440	.500
Wesley Matthews	G	8.0	5.5	2.0	.583	.500
Dan Fitzgerald	F	5.5	3.5	1.5	.333	1.000
Dwight Burke	F	7.0	5.0	--	.750	1.000

Chaminade (final 2006-07 statistics)

NAME	POS.	PPG.	RPG.	APG.	FG%	FT%
Hayden Heiber	G	7.5	2.5	1.8	.463	.565
James Francisco	G	5.0	1.6	0.8	.379	.778
Rodrick Johnson	F	--	--	--	--	--
Stew Kussler	F	12.1	5.3	1.2	.550	.632
Marko Kolaric	C	11.4	9.8	1.1	.484	.781

has managed to carry a majority of the load in the opening week of the campaign. He is currently averaging 7.0 points and 5.0 rebounds per game and is shooting 75.0 percent (6-of-8) from the field.

Burke posted personal bests in both points (12) and rebounds (8) in the victory over Utah Valley, knocking down 5-of-6 shots from the floor. He accounted for eight of the team's first 10 points and surpassed his previous career high of five points before the first media timeout.

The Brooklyn, N.Y., native entered the season with career averages of 0.8 points and 1.4 rebounds per game.

James Latest Member of 1,000-Point Club At MU



Junior guard Dominic James, a First Team All-BIG EAST honoree and preseason All-America selection, reached the 1,000-point plateau in the second half of Monday's win over Utah Valley.

He knocked down a free throw at the 16:13 mark and quickly recorded his 1,001st point with his second charity toss.

He is the 38th player all-time and first since Steve Novak in 2005-06 to reach the mark. James is the seventh player (Travis Diener, Cordell Henry, Scott Merritt, Novak, Dwyane Wade and Brian Wardle) to achieve the benchmark during the Tom Crean era.

James has started each of his 67 career games at Marquette and owns a career scoring average of 15.0 points per game and has reached double figures in points in 54 of those outings.

Marquette's Jerel McNeal (796) and Wesley Matthews (653) also have legitimate shots at joining the 1,000-point club in 2007-08.

Excuse Me, Have We Met Before?

A total of 10 players saw action for Marquette in the first two games, but only one of those participants was taking the court for the first time as a Golden Eagle.

Sophomore guard Maurice Acker, a transfer from Ball State, is the only MU player to make his Marquette debut. He finished with

STATISTICAL COMPARISON (final 2006-07 statistics for chaminade)

Team	G	FG	FGA	PCT	3PT	3PA	PCT	FT	FTA	PCT	REB	AVG	PF-DQ	A	TO	BS	ST	PTS	AVG
Chaminade	27	766	1574	.487	240	614	.391	364	513	.710	972	36.0	468-13	492	324	65	198	2136	79.1
Marquette	2	52	106	.491	12	43	.279	26	36	.722	65	32.5	33-0	27	26	5	18	142	71.0

Marquette Men's Basketball Game Notes



MARQUETTE IN THE BIG EAST STATS

final 2006-07 statistics

Team

SCORING OFFENSE:7th (71.9)
SCORING DEFENSE:9th (64.9)
FT PERCENTAGE:11th (66.9)
FG PERCENTAGE:9th (43.6)
ASSISTS:10th (13.97)
STEALS:2nd (8.68)
BLOCKED SHOTS:13th (3.38)
FG PCT. DEFENSE:11th (42.0)
OFFENSIVE REBOUNDS:2nd (14.35)
DEFENSIVE REBOUNDS:12th (22.44)
3-PT FG's MADE:9th (217)

Individual

SCORING

Dominic James11th (14.9 ppg.)
Jerel McNeal15th (14.7 ppg.)
Wesley Matthews28th (12.6 ppg.)

REBOUNDING

Ousmane Barro16th (6.9 rpg.)
---------------	----------------------

ASSISTS

Dominic James4th (4.91 apg.)
Jerel McNeal14th (3.76 apg.)

STEALS

Jerel McNeal2nd (2.62 spg.)
Dominic James4th (1.88 spg.)
Wesley Matthews15th (1.44 spg.)

FREE THROW PERCENTAGE

Wesley Matthews15th (.770)
-----------------	------------------

ASSIST/TURNOVER RATIO

Dominic James6th (1.88)
---------------	-----------------

OFFENSIVE REBOUNDS

Ousman Barro7th (3.03 orgp.)
--------------	-----------------------

2007-08 MARQUETTE ROSTER

NO.	NAME	POS.	HT.	WT.	CL.	HOMETOWN
0	Scott Christopherson	G	6-3	200	Fr.	LaCrosse, Wis.
1	Dominic James	G	5-11	185	Jr.	Richmond, Ind.
2	Maurice Acker	G	5-8	165	So.	Hazel Crest, Ill.
4	Patrick Hazel	F	6-7	220	Fr.	Queens, N.Y.
5	Dan Fitzgerald	F	6-9	220	Sr.	St. Paul, Minn.
10	David Cubillan	G	6-0	175	So.	Maracaibo, Venezuela
12	Dwight Burke	F	6-8	250	Jr.	Brooklyn, N.Y.
21	Lawrence Blackledge	F	6-8	185	Sr.	Carbondale, Ill.
22	Jerel McNeal	G	6-3	200	Jr.	Chicago, Ill.
23	Wesley Matthews	G	6-5	215	Jr.	Madison, Wis.
32	Lazar Hayward	F	6-6	225	So.	Buffalo, N.Y.
33	Trevor Mbakwe [RS]	F	6-7	240	Fr.	St. Paul, Minn.
41	Ousmane Barro	F	6-10	235	Sr.	Dakar, Senegal
42	Tommy Brice [1]	G	5-11	175	Sr.	Bloomington, Ill.

Head Coach: Tom Crean (9th season)

Assistant Coaches: Tim Buckley, Bennie Seltzer, Buzz Williams

RS = will redshirt in 2007-08.

[1] = indicates walk-on

three points, a rebound and an assist in 12 minutes of action against IUPUI and saw nine minutes on the court Monday night.

Marquette returns all five starters and 10 letterwinners from the 2006-07 squad, a group that accounted for all but two minutes per game. Head coach Tom Crean's lineup options are currently limited due to injuries to freshmen Scott Christopherson and Trevor Mbakwe.

Christopherson underwent knee surgery on Nov. 10, but is expected back in 2007-08. Mbakwe will miss all of this season and redshirt.

MU Continues Season-Opening Success

Saturday night's season-opening victory at the Bradley Center continued a successful trend for Marquette.

The Golden Eagles are 76-15 all-time in campaign lidlifters, including a 76-68 victory over IUPUI to begin the 2007-08 season. MU owns a seven-game winning streak in season openers and has claimed eight of nine during head coach Tom Crean's tenure.

The Golden Eagles had an impressive streak of 29 years in which it started 1-0, dating from 1960-61 to 1988-89. The squad has claimed 16 of its last 17 season openers.

Marquette is currently 2-0 to begin the year, marking the fifth time under Crean the team has accomplished that feat. MU's best start since Crean's arrival in 1999-2000 came in 2001-02 when the squad started the campaign 10-0.

Rankings Share The Same View

Marquette has been a consensus top-15 selection in a number of preseason polls across the nation, creeping as high as eighth (CollegeHoopsNet.com) in the country.

The Golden Eagles own the 10th position in the latest Associated Press poll and are 11th in the ESPN/USA Today Coaches Poll.

MU has been included in the final AP poll a total of 18 seasons, most recently in 2006-07 when the team was 22nd in the nation. The squad last concluded the campaign nationally ranked in back-to-back years in 2002 and 2003 and had an impressive 11-year run from 1969 to 1979.

Marquette Men's Basketball Game Notes

Page 5



Associated Press Top 25

1.	North Carolina (29) 0-0	1,737
2.	UCLA (24) 1-0	1,710
3.	Memphis (18) 2-0	1,686
4.	Kansas 2-0	1,566
5.	Georgetown (1) 1-0	1,503
6.	Louisville 0-0	1,394
7.	Tennessee 1-0	1,386
8.	Indiana 0-0	1,172
9.	Washington State 1-0	1,142
10.	Marquette 1-0	1,026
11.	Oregon 2-0	1,003
12.	Michigan State 0-0	976
13.	Duke 1-0	917
14.	Gonzaga 1-0	779
15.	Texas A&M 1-0	693
16.	Texas 0-0	684
17.	Arizona 0-0	581
18.	Arkansas 1-0	558
19.	Pittsburgh 3-0	413
20.	Stanford 3-0	389
21.	North Carolina State 0-0	382
22.	Kansas State 2-0	297
23.	Southern Illinois 0-0	282
24.	Villanova 1-0	190
25.	Butler 1-0	122

Others Receiving Votes

Syracuse 118, Clemson 99, Xavier 95, Connecticut 56, Florida 56, Davidson 55, Ohio State 55, Mississippi State 51, Virginia Commonwealth 25, West Virginia 22, Wisconsin 21, Notre Dame 21, Virginia 18, Kentucky 16, Alabama 15, Vanderbilt 11, Brigham Young 10, Maryland 8, Missouri 8, Gardner-Webb 7, Nevada 6, Washington 6, Akron 5, Oklahoma 5, Providence 4, Mercer 4, USC 4, George Mason 3, Houston 2, San Diego State 2, Southern Miss 2, Illinois 1, Western Kentucky 1.

ESPN/USA Today Top 25

1.	North Carolina (14) 0-0	747
2.	UCLA (10) 1-0	744
3.	Memphis (6) 2-0	715
4.	Kansas (1) 2-0	680
5.	Georgetown 1-0	636
6.	Louisville 0-0	610
7.	Tennessee 1-0	606
8.	Indiana 0-0	504
9.	Washington State 1-0	502
10.	Duke 1-0	428
11.	Marquette 1-0	404
12.	Michigan State 0-0	400
13.	Oregon 2-0	398
14.	Gonzaga 1-0	320
15.	Texas A&M 1-0	289
16.	Texas 0-0	269
17.	Arizona 0-0	266
18.	Arkansas 1-0	205
19.	Pittsburgh 3-0	201
20.	Stanford 3-0	191
21.	Southern Illinois 0-0	155
22.	North Carolina State 0-0	127
23.	Villanova 1-0	114
24.	Kansas State 2-0	89
25.	Syracuse 0-0	69

Others Receiving Votes

Clemson 51, Davidson 41, Butler 40, Xavier 38, Wisconsin 36, Florida 26, Connecticut 26, Mississippi State 23, USC 17, Ohio State 15, Alabama 14, Brigham Young 14, Washington 14, Illinois 11, Virginia Commonwealth 6, Utah 6, Old Dominion 4, Saint Joseph's 4, Vanderbilt 3, Oklahoma 3, Notre Dame 3, George Mason 3, California 2, Virginia 2, San Diego State 1, Kentucky 1, Maryland 1, Mercer 1.

HOW MARQUETTE'S OPPONENTS HAVE FARED

OPPONENT (DATE)	W	L	LAST GAME	NEXT GAME
IUPUI (11/10)	1	1	W, 96-61 vs. IU-S. Bend	11/16 vs. Portland St.
Utah Valley St. (11/12)	0	2	L, 66-55 @ Marquette	11/14 vs. Ark. St.
@ Chaminade (11/19)	0	0		11/15 vs. G.S. Baptist
vs. LSU/Ok. St. (11/20)				
vs. TBA (11/21)				
UW-Milwaukee (11/30)	1	0	W, 78-53 vs. Upper Iowa	11/14 @ Ball St.
@ Wisconsin (12/8)	1	0	W, 83-55 vs. IPFW	11/15 vs. Savannah St.
Sacramento St. (12/15)	1	1	W, 104-71 vs. Simpson	11/14 vs. S. Utah
IPFW (12/17)	0	1	L, 83-55 @ Wisconsin	11/15 vs. Valpo
Coppin St. (12/21)	2	0	W, 72-61 vs. Allen	11/18 vs. Kent St.
Savannah St. (12/29)	0	1	L, 94-63 @ Kansas St.	11/12 vs. Simpson
Providence (1/3)	0	0		11/15 vs. Temple
@ West Virginia (1/6)	0	0		11/16 vs. Ark.-Mont.
Seton Hall (1/8, 2/12)	1	0	W, 89-81 vs. Monmouth	11/18 vs. R. Morris
Notre Dame (1/12, 2/9))	1	0	W, 82-50 vs. Long Island	11/16 vs. Monmouth
@ Louisville (1/17, 2/4)	0	0		11/17 vs. Hartford
@ Connecticut (1/20)	2	0	W, 82-57 vs. Buffalo	11/20 vs. Gardner-Webb
DePaul (1/26)	0	1	L, 74-62 @ Creighton	11/17 vs. Northwestern
USF (1/29)	0	1	L, 73-70 vs. Cleveland St.	11/13 @ Buffalo
@ Cincinnati (2/2)	1	2	L, 69-67 vs. BGSU	11/16 vs. C. Carolina
Pittsburgh (2/15)	3	0	W, 69-58 vs. Saint Louis	11/15 vs. MVSU
@ St. John's (2/20)	0	0		11/14 vs. St. Francis
Rutgers (2/23)	3	0	W, 73-48 vs. NC Central	11/17 @ Florida
@ Villanova (2/25)	1	0	W, 86-64 vs. Stony Brook	11/18 vs. Bucknell
Georgetown (3/1)	1	0	W, 68-53 vs. W&M	11/15 vs. Michigan
Florida Gulf Coast (3/4)	1	0	W, 60-57 vs. Beth.-Cook.	11/14 vs. Drexel
@ Syracuse (3/8)	1	0	W, 97-89 vs. Siena	11/13 vs. St. Joseph's
TOTALS	21	10		

James, McNeal Highlight Talent On Roster

Junior guards Dominic James and Jerel McNeal were both named Preseason First Team All-BIG EAST at the league's media day in late October, continuing a trend of individual recognition established early in the Tom Crean era.

The talented duo has claimed preseason spots on several all-conference teams, including Rivals.com, Blue Ribbon College Basketball Yearbook, Athlon Sports and Lindy's.

James was a First Team All-BIG EAST honoree in 2006-07 and McNeal was tabbed the league's top defensive player as a sophomore.

Ticket Sales Reaching New Heights As 2007-08 Begins

Marquette's season-ticket base, which now numbers well over 8,000, is at the high-level it has been in the Tom Crean era.

A pair of BIG EAST Conference matchups (Georgetown and Notre Dame) are already sold out and tickets are only available through the five-game mini plan. The outing with the Hoyas, slated for national television, is the earliest game ever at Marquette to sell-out. MU's record-setting numbers have been made possible in large part because of over 1,000 new season ticket orders and a record student season-ticket fan base.



RESULT BREAKDOWN

Record	Overall	BE
Home:2-0	0-0
Away:0-0	0-0
Neutral:0-0	0-0
TOTALS2-0	0-0

Record By Month

Record	Overall	BE
November:2-0	0-0
December:0-0	0-0
January:0-0	0-0
February:0-0	0-0
March:		
TOTALS2-0	

Record By Starting Lineup

James, McNeal, Matthews1-0
 Burke, Fitzgerald

“Mr. Basketball” Awards Piling Up At Marquette

“Mr. Basketball” is the highest state honor a prep athlete can receive and three members of the Marquette men’s basketball program have claimed that honor during their respective standout careers.

Freshman Scott Christopherson is the most recent player to have earned the honor, claiming the accolade from the Wisconsin Basketball Coaches Association in 2007. Junior guard Wesley Matthews captured the award in 2005 and graduate assistant manager Julian Swartz (Waukesha South) was tabbed the state’s best talent in 1999.

Freshman Mbakwe Lost For 2007-08 Campaign

Freshman forward Trevor Mbakwe will miss the 2007-08 season due to an isolated fibular collateral ligament sprain to his left knee.

Mbakwe will redshirt in 2007-08 and have four seasons of eligibility remaining. The St. Paul, Minn., native will have surgery in the coming weeks and immediately begin the rehabilitation process.

Mbakwe's surgery will also allow the opportunity to address a pre-existing condition in the same knee, which has served as a consistent source of pain and would have limited his productivity this season.

Christopherson To Miss Extended Time After Surgery

Freshman Scott Christopherson will miss an undetermined amount of time following knee surgery Saturday morning.

The LaCrosse, Wis., native underwent arthroscopic surgery to his right knee Saturday to repair a pre-existing injury to his meniscus. He will begin the rehabilitation process immediately and is expected to return in 2007-08.

Guard Corps Ready To Provide Rebounding Support

For Marquette to be successful in 2007-08, the squad’s ultra-deep guard corps must provide consistent help with rebounding at both ends of the court.

The loss of freshman Trevor Mbakwe to a season-ending injury only magnified the importance of contributions by MU’s six guards on the boards.

Fortunately for the Golden Eagles, the roster features the top two rebounding guards in the entire BIG EAST. Junior Wesley Matthews chipped in 5.3 boards per game in 2006-07 and classmate Jerel McNeal added 4.8 boards per outing.

The duo has picked up where it left off last season. McNeal currently leads the roster with 6.5 rebounds per outing and Matthews is second with 5.5 caroms per game.

Weyinmi Efejuku of Providence was third at 4.3 caroms per contest and MU’s Dominic James finished 17th (3.1 rpg.) among those backcourt players back for the upcoming campaign.



“The Tom Crean Show” television program moves to Time Warner Sports Channel 32 this season, debuting Nov. 8. The Show will air on a weekly basis at 5 p.m. on Thursday nights.



The 30-minute program is hosted by Dennis Krause and features behind-the-scenes access to the Marquette men’s basketball program.

“The Tom Crean Show” radio program airs from 6-7 p.m. CT Monday nights on ESPN Radio 1510 AM/1290 AM.



Steve “The Homer” True, the voice of the Golden Eagles, hosts the hour-long broadcast from Mo’s Irish Pub. Head coach Tom Crean, players, members of the coaching staff and special guests are featured.

Tentative show dates, subject to change, are Nov. 26, Dec. 3, Dec. 10, Jan. 7, Jan. 14, Jan. 21, Jan. 28, Feb. 11, Feb. 18 and March 3.

in front of the

“Dominic getting over the hurdle, getting that 1,000th point when you’re aware of it, it can make those points come a lot harder and he did a nice job. I was glad to see him go to the foul line to get 1,000 and 1,001.”



-- head coach Tom Crean
 on Dominic James joining the 1,000-point club

Marquette’s Relationship With Brand WADE Easy To See



WADE™

The 2007-08 campaign will be Marquette’s first as the flagship collegiate program of Converse’s Brand WADE.

Developed by former Golden Eagle standout and current Miami Heat star Dwyane Wade, the shoe and clothing line distinguishes Marquette from every other program in the NCAA’s.

For the next six seasons, Converse will outfit the Golden Eagles with game, practice and off-court apparel including jerseys, performance shorts, warm-ups, sweat suits, shooting shirts and t-shirts that feature both the Converse star and WADE logos.

Marquette Men's Basketball Game Notes

Page 7



tom|CREAN

Head Coach | Ninth Season | Central Michigan, 1989 | 167-86 (66.0)

79-49 (61.7) in league play 35-48 (54.2) on the road 4-4 (50.0) in NCAA Tourney
113-25 (81.8) at Bradley Center 17-12 (58.6) at neutral sites 4-8 (33.3) in league tourneys

In Tom Crean's eight seasons, Marquette has averaged over 20 wins a year, won a conference championship and made seven postseason appearances, highlighted by the 2003 Final Four, the program's third appearance all-time and first since 1977.

He is a two-time recipient of the Ray Meyer Conference USA, NABC District XI and USBWA District V Coach of the Year awards, and in 2003 won the Coach Clair Bee Award as well as being named a finalist for the Naismith National Coach of the Year Award.

Crean's 65.7 winning percentage and 165 victories place him third in both categories all-time at Marquette.

National Recognition

Crean's revival of Marquette's storied basketball program has not gone unnoticed by the national pollsters as the Golden Eagles have spent 62 weeks in the rankings since November 2001.

Prior to first appearing during Crean's tenure in the AP Top 25 on November 27, 2001,

Marquette had been ranked for just 24 weeks the previous 15 seasons.

Marquette's consecutive year-end rankings in 2002 and 2003 were the first time for the program in a quarter century, and on March 4, 2003, the school earned its highest ranking since 1978 by reaching No. 8 in the AP poll, which the team matched in 2006-07.

Player Development

Personally driven by an intense commitment to improve, Crean has structured a program at Marquette that focuses heavily on individual instruction and has allowed his players to stay ahead of the competition.

The development of Golden Eagle players under Crean's tutelage can best be illustrated by the program's representation with international basketball this past summer. Current players Dominic James, Wesley Matthews and Jerel McNeal were all invited to tryouts for USA Basketball to represent the country at the 2007 Pan American Games. Recognized among the top young talent in collegiate basketball, Marquette's trio of selections was the most of

Crean's Career Record vs. All Opponents

Air Force	1-0	Missouri	1-0
Appalachian State	2-0	Morgan State	1-0
Ark.-Little Rock	1-0	Morris Brown	1-0
Ark.-Pine Bluff	1-0	Nebraska	1-1
Arizona	0-2	North Carolina	0-1
Alabama	0-1	North Dakota St.	0-1
Baylor	0-1	Notre Dame	3-2
Boise State	1-0	Northern Michigan	1-0
Cal St.-Northridge	1-0	Northwestern St.	1-0
Canisius	1-0	Oakland	3-0
Centenary	1-0	Oral Roberts	1-0
Charlotte	4-6	Pittsburgh	4-2
Chicago State	2-0	Providence	2-1
Cincinnati	5-7	Rice	1-0
Connecticut	2-0	Rutgers	1-1
Coppin State	3-0	Sacred Heart	1-0
Dayton	1-3	St. John's	3-0
Detroit	1-0	Saint Louis	9-3
DePaul	11-4	Sam Houston St.	2-0
Delaware State	3-0	San Francisco	1-0
Duke	1-0	Savannah State	2-0
East Carolina	4-2	Seton Hall	2-0
Eastern Illinois	1-0	South Alabama	0-1
Eastern Michigan	1-0	South Carolina	1-0
Eastern Washington	1-0	South Dakota St.	2-0
Elon	1-0	Southern Miss	3-2
Florida A&M	1-0	Syracuse	0-1
Fordham	1-0	Tennessee	1-0
Georgetown	1-2	TCU	2-4
Gonzaga	1-0	Texas-San Antonio	1-0
Grambling	2-0	Texas Southern	1-0
Hampton	1-0	Texas Tech	1-0
Hillsdale Coll.	1-0	Toledo	1-0
Holy Cross	1-0	Tulane	6-1
Houston	4-2	Tulsa	0-1
Idaho State	1-0	UAB	3-4
Illinois State	1-0	USF	6-0
Indiana	1-0	Utah Valley	1-0
Iowa State	0-1	Valparaiso	3-0
IPFW	1-0	Villanova	2-1
IUPUI	1-0	Wake Forest	1-1
Kansas	0-1	West Virginia	1-1
Kent State	1-0	Western Carolina	2-0
Kentucky	1-0	Western Michigan	1-1
Lewis	1-0	Winthrop	0-1
Louisville	8-8	Wisconsin	2-6
Loyola (Ill.)	1-0	Wofford	1-0
UMBC	1-0	Xavier	1-2
Massachusetts	1-0		
Memphis	1-4		
Michigan State	0-1		
Minnesota	0-2		

Tom Crean's Year-by-Year Coaching Résumé

AS A HEAD COACH AT MARQUETTE UNIVERSITY

Year	Record	Conf.	Notes
2006-07	24-10	10-6	NCAA First Round; CBE Classic Title
2005-06	20-11	10-6	NCAA First Round; Great Alaska Shootout Title
2004-05	19-12	7-9	NIT First Round
2003-04	19-12	8-8	NIT Quarterfinals
2002-03	27-6	14-2	C-USA Reg. Season Champ., NCAA ,Final Four
2001-02	26-7	13-3	2nd place, C-USA American Div., NCAA Tourn.
2000-01	15-14	9-7	3rd place, C-USA American Div.
99-2000	15-14	8-8	4th place, C-USA American Div., NIT

AS AN ASSISTANT

School	Year	Record	Notes
Michigan St.	98-99	33-5	Big Ten Reg. Season and Conf. Champ., NCAA, Final Four
Michigan St.	97-98	22-8	Big Ten Reg. Season Champ., Sweet 16
Michigan St.	97-98	17-12	NIT
Michigan St.	95-96	16-16	NIT
Pittsburgh	94-95	10-18	—
W. Kentucky	93-94	20-11	NCAA Tournament
W. Kentucky	94-95	26-6	Sun Belt Tournament Champ., Sweet 16
W. Kentucky	91-92	21-1	NIT
W. Kentucky	90-91	14-14	—
Michigan St.	89-90	28-6	Big Ten Champ., NCAA Tournament, Sweet 16

any squad in the nation. Teammate David Cubillan was tabbed to the Venezuelan National Team to represent his home country in Olympic qualifying events.

Marquette alumni are scattered across the globe enjoying success in the world of professional basketball; including several current players in the National Basketball Association. Dwayne Wade (Miami), Travis Diener (Indiana) and Steve Novak (Houston) are all featured on NBA rosters, with Wade owning a world championship ring with the Heat.

Marquette Men's Basketball Game Notes

Page 8



Tom Crean vs. Ranked Opponents

Marquette is 18-23 (43.0) against ranked opponents, including 8-9 (47.0) against the Top 10, under Tom Crean. All-time, Marquette is 90-130 (40.9) against ranked opponents, including a 32-81 (28.3) record against the Top 10. Marquette was 5-2 against the top-25 and 2-0 against the top 10 in 2006-07. *Rankings listed from the AP poll.*

1999-2000

Jan. 8, 2000 at #3 Cincinnati 67, Marquette 48
Jan. 12, 2000 Marquette 69, at #21 DePaul 48
Jan. 15, 2000 Marquette 66, #25 Louisville 64 (OT)
Jan. 23, 2000 #1 Cincinnati 72, Marquette 60

2000-01

Dec. 23, 2000 #16 Wisconsin 52, Marquette 47
Jan. 13, 2001 at #9 North Carolina 84, Marquette 54

2001-02

Nov. 23, 2001 Marquette 50, #20 Indiana 49 (Great Alaska Shootout)
Dec. 29, 2001 at #25 Wake Forest 64, #19 Marquette 59
Feb. 2, 2002 Marquette 74, #4 Cincinnati 60
Feb. 22, 2002 at #4 Cincinnati 63, #9 Marquette 62
March 9, 2002 #5 Cincinnati 77, #13 Marquette 63 (C-USA Tournament)

2002-03

Feb. 9, 2003 #15 Marquette 68, #14 Wake Forest 61
Feb. 15, 2003 #2 Louisville 73, #11 Marquette 70
Feb. 27, 2003 #10 Marquette 78, at #11 Louisville 73
March 22, 2003 #9 Marquette 101, #24 Missouri 92 (OT, NCAA Tournament)
March 27, 2003 #9 Marquette 77, #4 Pittsburgh 74 (NCAA Tournament)
March 29, 2003 #9 Marquette 83, #1 Kentucky 69 (NCAA Tournament)
April 5, 2003 #6 Kansas 94, #9 Marquette 61 (NCAA Final Four)

2003-04

Dec. 1, 2003 #24 Marquette 71, #23 Notre Dame 58
Dec. 13, 2003 at #9 Arizona 85, #22 Marquette 75
Dec. 20, 2003 at #22 Wisconsin 62, #23 Marquette 58
Jan. 14, 2004 #10 Cincinnati 85, at #21 Marquette 73
Jan. 31, 2004 Marquette 77, at #4 Louisville 70
March 6, 2004 at Marquette 81, #25 Louisville 80

2004-05

Dec. 11, 2004 at Marquette 63, #24 Wisconsin 54
Dec. 18, 2004 #15 Arizona 48, at Marquette 43
Jan. 26, 2005 at #12 Louisville 99, Marquette 52
Feb. 17, 2005 #12 Louisville 64, at Marquette 61
Feb. 24, 2005 at #24 Cincinnati 80, Marquette 68

2005-06

Jan. 3, 2006 at Marquette 94, #2 Connecticut 79
Jan. 14, 2006 at #16 West Virginia 104, Marquette 85
Jan. 28, 2006 at #12 Pittsburgh 77, Marquette 71
Feb. 6, 2006 at #4 Villanova 72, Marquette 67
Feb. 16, 2006 at Marquette 57, #17 Georgetown 51
Feb. 18, 2006 at Marquette 84, #9 Pittsburgh 82
March 9, 2006 #23 Georgetown 62, Marquette 57 (BIG EAST Tournament)

2006-07

Nov. 21, 2006 #13 Marquette 73, #9 Duke 62
Dec. 9, 2006 #11 Wisconsin 70, #20 Marquette 66
Jan. 10, 2007 Marquette 73, #24 Connecticut 69
Jan. 13, 2007 Marquette 81, #21 West Virginia 63
Jan. 21, 2007 #24 Marquette 77, #6 Pittsburgh 74 OT
Feb. 10, 2007 #22 Georgetown 76, #11 Marquette 58
March 3, 2007 #20 Marquette 75, #12 Pittsburgh 71
March 8, 2007 #13 Pittsburgh 89, #18 Marquette 79
(Games vs. Top 10 In Bold)

Through eight seasons, Golden Eagles players have earned 19 All-Conference selections and the program's first conference player of the year award, when Dwyane Wade won Conference USA's top honor in 2003. Wade also went on to become the first Marquette player since 1978 to be named an Associated Press First Team All-America and finalist for the John R. Wooden Award.

The 2007 season saw a pair of Golden Eagles rated among the league's best. Sophomore guard Dominic James was tabbed first team all-league and classmate Jerel McNeal was named the BIG EAST Defensive Player of the Year. He also claimed a spot on the all-conference second team.

In 2006, Steve Novak was one of four unanimous selections to the All-Big East first team. Novak was selected 32nd overall by the Houston Rockets in 2006 NBA Draft.

In 2005, Travis Diener joined Wade as players under Crean's mentoring who earned All-American and All-Conference honors, as well as going on to be selected in the NBA Draft.

Marquette basketball has been represented on national player of the year balloting in each of the last six seasons.

Fan Support and Television Exposure

Crean's passion and commitment on the court has paid dividends off of it. The program has set total attendance records four times, and since 1999 has drawn nearly two million fans.

Students on the Milwaukee campus have flocked to the Bradley Center in record numbers, making it one of college basketball's best environments. Marquette has finished among the nation's top-25 in average attendance in each of the last six seasons, including a clip of 15,345 per game in 2006-07 to rank 14th overall.

Overall, attendance has increased 70-percent and the top 10 crowds of all-time have occurred during Crean's tenure (all coming since 2002). Marquette's elevated status nationally has made it a favorite of television. Crean's squad has had 87 games televised nationally on network or cable since 2001.

Career Overview

Crean was named the 15th head coach in Marquette basketball history on March 30, 1999.

Before arriving in Milwaukee, Crean served on the Michigan State basketball staff for four seasons, holding the position of associate head coach for the last two. During that time, the Spartans compiled an 88-41 record and made four consecutive postseason appearances, including a trip to the 1999 Final Four. Michigan State's recruiting coordinator; Crean was instrumental in bringing two-time Big Ten Player of the Year Mateen Cleaves and 2000 John R. Wooden Award finalist Morris Peterson to East Lansing.

Prior to his tenure at Michigan State, Crean spent the 1994-95 season as an assistant coach at Pittsburgh and served as the associate head coach at Western Kentucky from 1990 to 1994. Crean got his start in coaching on the Division I level in 1989-90, serving on Jud Heathcote's staff at Michigan State.

A native of Mount Pleasant, Mich., Crean earned his bachelor's degree in parks and recreation with a minor in psychology from Central Michigan in 1989. While pursuing his degree, Crean coached basketball at Alma College and Mount Pleasant High School.



scott|christopherson

0 Freshman
6-3 | 200
Guard

LaCrosse, WI
LaCrosse Aquinas HS



dominic|james

1 Junior
5-11 | 185
Guard

Richmond, IN
Richmond HS



maurice|acker

2 Sophomore
5-8 | 165
Guard

Hazelcrest, IL
Hillcrest HS/Ball State



patrick|hazel

4 Freshman
6-7 | 220
Forward

Queens, NY
Blair Academy



dan|fitzgerald

5 Senior
6-9 | 220
Forward

St. Paul, MN
St. Thomas HS/Tulane



david|cubillan

10 Sophomore
6-0 | 175
Guard

Mara Caibo, Venezuela
St. Benedict's Prep



dwight|burke

12 Junior
6-8 | 250
Forward

Brooklyn, NY
St. Benedict's Prep



lawrence|blackledge

21 Senior
6-8 | 185
Forward

Carbondale, IL
Carbondale HS/Southwestern IL Coll.



jerel|mcneal

22 Junior
6-3 | 200
Guard

Chicago, IL
Hillcrest HS



wesley|matthews

23 Junior
6-5 | 215
Guard


Madison, WI
Madison Memorial HS



lazar|hayward

32 Sophomore
6-6 | 225
Forward


Buffalo, NY
Notre Dame Prep



trevor|mbakwe

33 Freshman
6-7 | 240
Forward


St. Paul, MN
St. Bernard's HS



ousmane|barro

41 Senior
6-10 | 235
Forward

Dakar, Senegal
Chicago Julian HS



tommy|brice

42 Senior
5-11 | 175
Guard

Bloomington, IL
Lake Park, HS



tom|crean

Head Coach
Ninth Season

Pronunciation Guide

Dominic James	dom-in-eek
David Cubillan	dah-veed
	coo-bee-yahn
Jerel McNeal	juh-rell
Lazar Hayward	lah-zahr
Trevor Mbakwe	m-bahk-we
Ousmane Barro	ooze-mahn
	bare-oh

Marquette Men's Basketball Game Notes

Page 10



Northern State (exhibition) 55
Marquette 83

MILWAUKEE (AP) -- Lazar Hayward had a game-high 17 points and Wesley Matthews added 16 to lead No. 11 Marquette to a 83-55 exhibition victory over Northern State on Sunday night.

Hayward was 6 for 10 from the floor to go with four rebounds, three assists and two steals in only 15 minutes.

Matthews shot 5 for 7 and added two steals and two assists. Marquette made just 68.2% of its free throws (30-44) but forced 31 turnovers.

The Golden Eagles return their top-seven scorers from last season's team, which lost to Michigan State in the first round of the NCAA Tournament.

Northern State missed its first 13 3-pointers until Craig Nelson made one with 9:51 left in the game.

Marquette led, 38-30, after a sluggish first half. But the Golden Eagles took control in the final 20 minutes.

The first half was an offensive struggle for both teams.

Northern State missed all eight 3-pointers, and Marquette shot just 55.2% from the free-throw line (16-29).

IUPUI 68
Marquette 76

MILWAUKEE (AP) -- Marquette took its time against IUPUI.

Jerel McNeal scored 20 points to lead the No. 11 Golden Eagles to a 76-68 comeback victory over IUPUI on Saturday night in the season opener for both teams.

Marquette trailed 48-43 with 13 minutes left after IUPUI used a 17-2 run to erase a 10-point lead for the Golden Eagles shortly after halftime.

Marquette responded with a 23-8 run over the next 9 minutes to seal the victory. IUPUI trailed by one with 8 minutes left, but Wesley Matthews hit a 3-pointer and the Jaguars got no closer than four the rest of the way.

Dominic James added 12 points for Marquette, and Lazar Hayward had 11. Marquette shot 55.1 percent (27-for-49) from the field, including 60 percent in the first half.

George Hill led the Jaguars with 19 points and Gary Patterson added 15. Billy Pettiford had 14 points, eight assists, and seven rebounds.

Marquette fell behind 10-4 early but led 39-31 at halftime.

Marquette made 8-of-9 free throws in the final 22 seconds to seal it.

Utah Valley 55
Marquette 66

MILWAUKEE (AP) -- Dominic James scored 13 points, including the 1,000th of his career, and Marquette (No. 11 ESPN/USA Today, No. 10 AP) shook off a halftime deficit to beat Utah Valley 66-55 on Monday night.

James hit a 3-pointer with 4:20 to play that gave the Golden Eagles (2-0) a 57-50 lead. Joe Walker of Utah Valley hit one free throw, and Marquette's Wesley Matthews responded with a lean-in jumper that made it 59-51 with 4:20 remaining.

Dwight Burke and David Cubillan both added 12 points for Marquette and Lazar Hayward had 11.

Ryan Toolson was 5-for-9 from 3-point range and scored 20 points for Utah Valley (0-2).

With a free throw earlier in the second half, James became the 38th player in school history to score 1,000 points. James, who flirted with an early entry to the NBA draft in the offseason but decided to return to Marquette, needed nine points entering the game.

Northern St. 55, Marquette 83												
Nov. 4, 2007 Milwaukee, Wis.												
NORTHERN ST.	min	fg-a	3fg-a	ft-a	reb	ast	to	bk	st	pf	pts	
Kevin Ratzsch	30	5-15	0-4	2-2	4	0	8	2	4	2	12	
Dan Magrino	15	3-3	0-0	1-1	3	1	2	1	0	1	7	
Jordan King	16	1-3	0-2	0-0	0	3	3	0	1	2	2	
Craig Nelson	12	1-3	1-2	0-0	0	0	3	0	0	5	3	
Mitch Boeck	24	4-8	0-3	1-2	3	1	4	0	2	1	9	
Luke Wicks	25	0-3	0-2	2-2	6	2	2	0	1	4	2	
Derek Hoellein	16	1-4	1-4	0-0	2	1	0	0	1	3	3	
Dan DeWitt	24	0-3	0-3	1-2	4	2	6	0	1	1	1	
Levi Hamilton	13	2-4	0-2	5-5	4	0	1	0	0	1	9	
Robert Thomas	13	1-2	0-0	2-2	4	0	2	0	0	4	4	
Marty Gregor	12	0-1	0-0	3-4	4	0	0	0	0	4	3	
Team					4							
Totals	18-49	2-22	17-20	38	10	31	3	10	28	55		
MARQUETTE	min	fg-a	3fg-a	ft-a	reb	ast	to	bk	st	pf	pts	
Dan Fitzgerald	21	1-5	0-2	0-0	2	2	2	0	0	3	2	
Dwight Burke	18	0-4	0-0	2-6	6	0	0	1	5	1	2	
Dominic James	20	3-8	0-2	6-8	5	1	1	0	3	1	12	
Jerel McNeal	21	3-7	1-1	1-1	5	1	1	0	3	1	8	
Wesley Matthews	24	5-7	0-1	6-7	1	2	0	0	2	2	16	
Scott Christopherson	11	1-2	1-2	0-0	2	1	0	0	1	0	3	
Maurice Acker	20	2-5	1-2	4-5	0	4	2	0	2	0	9	
Patrick Hazel	6	0-1	0-0	0-0	3	0	0	0	0	2	0	
David Cubillan	18	1-6	0-3	2-2	1	0	1	0	0	1	4	
Lawrence Blackledge	9	2-4	0-1	2-2	3	1	1	0	1	1	6	
Lazar Hayward	15	6-10	0-1	5-7	4	3	1	0	2	2	17	
Ousmane Barro	16	1-2	0-0	2-6	3	0	1	0	0	3	4	
Tommy Brice	1	0-1	0-1	0-0	0	0	0	0	0	0	0	
Team					0							
Totals	25-62	3-16	30-44	35	19	13	2	20	18	83		
Halftime: MU 40-30. Dead Ball Rebounds: MU 7-1. Technical: None. Officials: Ed Hightower, Paul Janssen, Todd Williams. Attendance: 12,997.												

IUPUI 68, Marquette 76												
Nov. 10, 2007 Milwaukee, Wis.												
IUPUI	min	fg-a	3fg-a	ft-a	reb	ast	to	bk	st	pf	pts	
Jon Avery	36	3-7	0-0	0-0	1	1	0	0	0	3	6	
Billy Pettiford	37	5-10	1-4	3-6	7	8	5	1	1	3	14	
George Hill	30	6-9	3-4	4-4	2	4	5	0	4	5	19	
Gary Patterson	40	5-11	3-6	2-2	3	0	2	0	0	4	15	
Austin Montgomery	38	5-10	1-2	2-2	5	2	0	1	2	3	13	
LeRoy Nobles	9	0-0	0-0	1-2	0	1	2	0	0	2	1	
Drew Conner	5	0-0	0-0	0-0	0	1	1	0	0	0	0	
John Ashworth	5	0-1	0-1	0-0	1	1	0	0	0	0	0	
Team					1							
Totals	24-48	8-17	12-16	20	18	15	2	7	21	68		
MARQUETTE	min	fg-a	3fg-a	ft-a	reb	ast	to	bk	st	pf	pts	
Dan Fitzgerald	19	2-5	2-5	0-0	2	1	1	0	1	2	6	
Dwight Burke	16	1-2	0-0	0-0	2	0	0	0	0	2	2	
Dominic James	31	3-7	0-3	6-7	1	3	2	1	4	2	12	
Jerel McNeal	33	8-11	1-2	3-4	4	2	4	0	3	1	20	
Wesley Matthews	28	4-6	1-3	1-2	4	1	4	0	1	1	10	
Maurice Acker	12	1-2	1-2	0-1	1	1	1	0	0	1	3	
David Cubillan	23	3-9	2-8	1-1	1	3	1	0	0	2	9	
Lazar Hayward	16	4-5	0-1	3-3	4	1	0	0	0	2	11	
Ousmane Barro	22	1-2	0-0	1-2	7	2	2	2	0	2	3	
Team					0							
Totals	27-49	7-24	15-20	26	14	15	3	9	15	76		
Halftime: MU 39-31. Dead Ball Rebounds: IUPUI 3-2. Technical: None. Officials: Mike Kitts, Gary Prager, Michael Stephens. Attendance: 13,991.												
beyond THE BOX SCORE												
Marquette shot an amazing 80 percent (20-of-25) from the field on attempts inside the 3-point line, including 32 points in the paint.												

Utah Valley 55, Marquette 66												
Nov. 12, 2007 Milwaukee, Wis.												
UVU	min	fg-a	3fg-a	ft-a	reb	ast	to	bk	st	pf	pts	
Richard Troyer	24	4-12	4-7	0-0	6	0	1	0	0	2	12	
Jordan Brady	35	2-9	0-1	0-0	4	1	3	1	0	1	4	
Joe Walker	20	2-4	0-0	2-4	6	1	3	0	0	4	6	
Ryan Toolson	36	7-12	5-9	1-2	3	2	4	0	0	2	20	
Josh Olsen	11	0-2	0-1	0-0	3	3	2	0	0	3	0	
Jabir Jinna	26	2-8	1-3	2-4	1	1	3	0	1	0	7	
Kevin Woods	7	0-2	0-0	0-0	0	0	0	0	0	1	0	
Jordan Swarbrick	1	0-0	0-0	0-0	1	0	0	0	0	0	0	
Matt Komenda	19	2-4	0-0	0-1	8	2	0	0	1	0	4	
Brian Anderson	9	0-1	0-1	0-0	0	0	1	0	0	0	0	
Brett Ravenberg	13	1-1	0-0	0-0	0	0	0	0	0	3	2	
Team					1							
Totals	20-55	10-22	5-11	33	10	17	1	2	16	55		
MARQUETTE	min	fg-a	3fg-a	ft-a	reb	ast	to	bk	st	pf	pts	
Dan Fitzgerald	18	1-4	1-4	2-2	5	2	0	0	0	0	5	
Dwight Burke	24	5-6	0-0	2-2	8	0	1	0	0	3	12	
Dominic James	31	4-11	2-4	3-4	0	1	0	0	2	2	13	
Jerel McNeal	26	3-14	0-1	1-4	9	2	3	1	2	3	7	
Wesley Matthews	29	3-6	0-2	0-0	7	3	2	0	0	3	6	
Maurice Acker	9	0-1	0-1	0-0	1	2	2	0	1	2	0	
David Cubillan	19	4-8	2-6	2-2	1	0	0	0	1	1	0	
Lawrence Blackledge	6	0-0	0-0	0-0	1	0	0	0	1	1	0	
Lazar Hayward	24	5-7	0-1	1-2	5	1	1	1	0	0	11	
Ousmane Barro	14	0-0	0-0	0-0	0	0	1	0	1	4	0	
Team					2							
Totals	25-57	5-19	11-16	39	13	11	2	9	18	66		
Halftime: UVU 34-32. Dead Ball Rebounds: MU 3-2. Technical: None. Officials: Bob Donato, James Breeding, Chris Beaver. Attendance: 12,992.												

Marquette Men's Basketball Game Notes

Page 13



Marquette Players in Double Figures

	Points	Rebounds
IUPUI	McNeal 20, James 12, Hayward 11, Matthews 10	--
Utah Valley	James 13, Burke 12, Cubillan 12, Hayward 11	--
@ Chaminade		
vs. LSU/Ok. St.		
vs. TBA		
UW-Milwaukee		
@ Wisconsin		
Sacramento St.		
IPFW		
Coppin St.		
Savannah St.		
Providence		
@ West Virginia		
Seton Hall		
Notre Dame		
@ Louisville		
@ Connecticut		
DePaul		
USF		
@ Cincinnati		
Louisville		
@ Notre Dame		
@ Seton Hall		
Pittsburgh		
@ St. John's		
Rutgers		
@ Villanova		
Georgetown		
Florida Gulf Coast		
@ Syracuse		

Marquette Bench Scoring

	Starters	Bench	Bench Scoring
IUPUI	50	26	Hayward 11, Cubillan 9, Acker 3, Barro 3
Utah Valley	43	23	Cubillan 12, Hayward 11
@ Chaminade			
vs. LSU/Ok. St.			
vs. TBA			
UW-Milwaukee			
@ Wisconsin			
Sacramento St.			
IPFW			
Coppin St.			
Savannah St.			
Providence			
@ West Virginia			
Seton Hall			
Notre Dame			
@ Louisville			
@ Connecticut			
DePaul			
USF			
@ Cincinnati			
Louisville			
@ Notre Dame			
@ Seton Hall			
Pittsburgh			
@ St. John's			
Rutgers			
@ Villanova			
Georgetown			
Florida Gulf Coast			
@ Syracuse			

Marquette's Record When

	2007-08	Under Crean
Leading at half	1-0	129-18
Trailing at half	1-0	33-63
Tied at half	0-0	6-3
Scoring 70 or more points	1-0	107-20
Allowing 80 or more points	0-0	6-25
Holding opponents to 60 points or less	1-0	69-10
Holding opponents to 65 points or less	1-0	80-16
Shooting 50 percent or better	1-0	60-6
Opponents shoot 50 percent or better	1-0	12-24
Opponent shoots under 40 percent	1-0	74-14
MU's FG percent is higher than opp.	2-0	132-23
MU's FG percent is lower than opp.	0-0	35-63
MU's 3FG percent is higher than 40 percent	0-0	86-22
Opponent's 3FG percent is higher than 40 percent	2-0	36-28
MU shoots more FT than opponent	2-0	112-14
MU shoots fewer FT than opponent	0-0	43-70
MU shoots same FT as opponent	0-0	11-3
Out-rebounded opponent	2-0	129-31
Out-rebounded by opponent	0-0	31-50
Rebounds tied	0-0	7-5
Same or fewer turnovers as opp.	2-0	102-25
More turnovers than opponent	0-0	64-62
Overtime games	0-0	7-4
In games decided by 5 pts. or less	0-0	42-32
In games decided by 6-10	1-0	40-21
In games decided by 11-15	1-0	38-20
In games decided by 16 pts. or more	0-0	47-13
vs Ranked Teams (AP or Coaches)	0-0	
vs 1-25 in RPI (www.collegerpi.com , at time of game)	0-0	
vs 26-50 in RPI	0-0	
vs 51-100 in RPI	1-0	
vs 101-150 in RPI	1-0	
vs 151-200 in RPI	0-0	
vs 201-324 in RPI	0-0	
When winning the opening tip	1-0	
When scoring first	0-0	

Team Superlatives by Half

	First Half	Second Half
Points	39 vs. IUPUI (11/10)	37 vs. IUPUI (11/10)
Fewest Pts. Allowed	31 vs. IUPUI (11/10)	21 vs. Utah Valley (11/12)
FG Percentage	60.0 vs. IUPUI (11/10)	50.0 Twice
Lowest FG Pct. Allowed	46.4 vs. Utah Valley (11/12)	36.4 vs. Utah Valley (11/12)
3-Point Percentage	38.5 vs. IUPUI (11/10)	23.1 vs. Utah Valley (11/12)
FT Made	6 vs. Utah Valley (11/12)	11 vs. IUPUI (11/10)
Rebounds	18 vs. Utah Valley (11/12)	21 vs. Utah Valley (11/12)
Assists	11	9 vs. Utah Valley (11/12)
Blocks	1 vs. Utah Valley (11/12)	3 vs. IUPUI (11/10)
Steals	4 Twice	5 Twice

Individual Superlatives by Half

First Half		
Points	10 Dwight Burke	vs. Utah Valley (11/12)
3-Point Made	2 Dan Fitzgerald	vs. IUPUI (11/10)
FT Made	3 Lazar Hayward	vs. IUPUI (11/10)
Rebounds	7 Dwight Burke	vs. Utah Valley (11/12)
Assists	3 Dominic James	vs. IUPUI (11/10)
Second Half		
Points	11 Jerel McNeal	vs. IUPUI (11/10)
3-Point Made	1 Four Players	Twice
FT Made	6 Dominic James	vs. IUPUI (11/10)
Rebounds	4 Five Players	Twice
Assists	2 Three Players	vs. Utah Valley (11/12)

Marquette Men's Basketball Game Notes

Page 14



High Marks

	2007-08	Career
Double-figure scoring games		
Dominic James	2	54
Wesley Matthews	1	37
Jerel McNeal	1	46
Ousmane Barro	0	15
Dan Fitzgerald	0	18
Lazar Hayward	2	11
David Cubillan	1	8
Dwight Burke	1	1
20-point games		
Dominic James	0	12
Wesley Matthews	0	4
Dan Fitzgerald	0	2
Jerel McNeal	1	3
Ousmane Barro	0	1
David Cubillan	0	1
Double-figure rebound games		
Ousmane Barro	0	8
Dominic James	0	1
Wesley Matthews	0	1
Jerel McNeal	0	1
Double-figure assist games		
Dominic James	0	1
Jerel McNeal	0	1
Double-doubles		
Ousmane Barro	0	6
Jerel McNeal	0	3
Dominic James	0	1

Individual Season Records

	Starts	10+ points	10+ rebs.
Ousmane Barro	—	—	—
Lawrence Blackledge	—	—	—
Dwight Burke	2-0	1-0	—
David Cubillan	—	1-0	—
Dan Fitzgerald	2-0	—	—
Lazar Hayward	—	2-0	—
Dominic James	2-0	2-0	—
Mike Kinsella	—	—	—
Wesley Matthews	2-0	1-0	—
Jerel McNeal	2-0	1-0	—

Individual Career Records

	Starts	10+ points	10+ rebs.
Ousmane Barro	33-19	14-2	6-2
Lawrence Blackledge	—	—	—
Dwight Burke	2-0	1-0	—
David Cubillan	0-1	7-1	—
Dan Fitzgerald	11-4	12-2	—
Lazar Hayward	9-7	7-4	—
Dominic James	46-21	40-14	0-1
Mike Kinsella	1-1	—	—
Wesley Matthews	35-13	24-12	1-0
Jerel McNeal	45-18	33-13	2-0

The Last Time

Team	Marquette	Opponent
100+ Points	101-92 OT vs Missouri (3/22/03)	85-104 at West Virginia (1/14/06)
90+ Points	95-62 vs Eastern Michigan (11/18/06)	85-90 vs Alabama (3/16/06)
Under 50 Points	40-54 vs Western Michigan (3/14/05)	65-48 vs Delaware State (12/5/06)
FG Pct. 60+	61.0 vs South Dakota State (12/3/05)	None recorded
Five or fewer turnovers	5 vs Cincinnati (3/10/96)	5 at West Virginia (1/14/06)
Five Players, 10+ pts.	67-47 vs Rutgers (2/8/07)	79-89 vs Pittsburgh (3/8/07)
Team	Marquette Win	Marquette Loss — <i>italics denotes most recent</i>
Ranked Opponent (AP)	75-71 vs 12/12 Pittsburgh (3/3/07)	79-89 vs 13/11 Pittsburgh (3/8/07)
Overtime Game	77-74 vs Pittsburgh (1/21/07) OT	60-67 at Louisville (3/1/06) OT
Double Overtime	80-79 vs Louisville (2/28/96) 2OT	74-77 vs Louisville (2/24/01) 3OT
Triple Overtime	Never	74-77 vs Louisville (2/24/01) 3OT
Home Opener	76-68 vs IUPUI (11/10/07)	54-67 vs South Alabama (11/14/00)
Road Openers	65-62 at Valparaiso (11/27/06)	74-84 at Nebraska (11/30/05)
Individual	Marquette	Opponent
30+ Points	41, Steve Novak 94-79 vs Connecticut (1/3/06)	31, Jean Felix 85-90 vs Alabama (3/16/05)
20+ Points	20, Jerel McNeal 76-68 vs IUPUI (11/10/07)	22, Aaron Gray 79-89 vs Pittsburgh (3/8/07)
10+ Rebounds	10, Ousmane Barro 79-89 vs Pittsburgh (3/8/07)	10, Aaron Gray 79-89 vs Pittsburgh (3/8/07)
15+ Rebounds	16, Steve Novak 94-79 vs Connecticut (1/3/06)	15, Torin Francis 80-72 vs Notre Dame (2/25/06)
15+ Free Throws	16, Brian Wardle 69-59 at Charlotte (2/13/99)	
10+ Assists	10, Dominic James 75-71 vs Pittsburgh (3/3/07)	10, Brian Swift 66-64 vs USF (1/15/05)
Double Double	11 pts, 11 reb, Ousmane Barro 67-47 vs Rutgers (2/8/07)	22 pts, 10 reb, Aaron Gray 79-89 vs Pittsburgh (3/8/07)
Triple Double	29 pts, 11 reb, 11 ast, Dwyane Wade 83-69 vs Kentucky (3/29/03)	22 pts, 12 reb, 10 blk, Eric Hicks 66-70 vs Cincinnati (1/8/05)

This season . . .

Largest halftime lead	8	vs. IUPUI (11/10)
Largest halftime deficit	2	vs. Utah Valley (11/12)
Largest lead in a game	11	vs. Utah Valley (11/12)
Largest deficit in a game	6	vs. IUPUI (11/10), vs. Utah Valley (11/12)
Largest winning margin	11	vs. Utah Valley (11/12)
Largest losing margin	--	--
Largest deficit in a victory	6	vs. IUPUI (11/10), vs. Utah Valley (11/12)
Largest lead in a loss	--	--
Most consecutive points scored	8	vs. Utah Valley (11/12)
Most consecutive points allowed	10	vs. IUPUI (11/10)
Largest home crowd	13,991	vs. IUPUI (11/10)
Largest road crowd	--	--
Largest neutral crowd	--	--
30-point games	--	--
20-point games	--	--
10-rebound games	--	--
Double-doubles	--	--



2007-08 SEASON SUPERLATIVES

Marquette Highs

Points	76	vs. IUPUI (11/10)
FG Made	27	vs. IUPUI (11/10)
FG Attempts	57	vs. Utah Valley (11/12)
FG Percentage	55.1	27-49 vs. IUPUI (11/10)
3FG Made	7	vs. IUPUI (11/10)
3FG Attempts	24	vs. IUPUI (11/10)
3FG Percentage	29.2	7-24 vs. IUPUI (11/10)
FT Made	15	vs. IUPUI (11/10)
FT Attempts	20	vs. IUPUI (11/10)
FT Percentage	75.0	15-20 vs. IUPUI (11/10)
Rebounds	39	vs. Utah Valley (11/12)
Assists	14	vs. IUPUI (11/10)
Steals	9	vs. IUPUI (11/10), Utah Valley (11/12)
Blocks	3	vs. IUPUI (11/10)
Turnovers	15	vs. IUPUI (11/10)
Fouls	18	vs. Utah Valley (11/12)

Marquette Lows

Points	66	vs. Utah Valley (11/12)
FG Made	25	vs. Utah Valley (11/12)
FG Attempts	49	vs. IUPUI (11/10)
FG Percentage	43.9	25-57 vs. Utah Valley (11/12)
3FG Made	5	vs. Utah Valley (11/12)
3FG Attempts	19	vs. Utah Valley (11/12)
3FG Percentage	26.3	5-19 vs. Utah Valley (11/12)
FT Made	11	vs. Utah Valley (11/12)
FT Attempts	16	vs. Utah Valley (11/12)
FT Percentage	68.8	11-16 vs. Utah Valley (11/12)
Rebounds	26	vs. IUPUI (11/10)
Assists	13	vs. Utah Valley (11/12)
Steals	9	vs. IUPUI (11/10), Utah Valley (11/12)
Blocks	2	vs. Utah Valley (11/12)
Turnovers	11	vs. Utah Valley (11/12)
Fouls	15	vs. IUPUI (11/10)

Marquette — Individual Game Highs

Points	20	Jerel McNeal vs. IUPUI (11/10)
FG Made	8	Jerel McNeal vs. IUPUI (11/10)
FG Attempts	14	Jerel McNeal vs. Utah Valley (11/12)
FG Percentage	83.3 (5-6)	Dwight Burke vs. Utah Valley (11/12)
3FG Made	2	Three Players
3FG Attempts	8	David Cubillan vs. IUPUI (11/10)
3FG Percentage	50.0 (2-4)	Dominic James vs. Utah Valley (11/12)
FT Made	6	Dominic James vs. IUPUI (11/10)
FT Attempts	7	Dominic James vs. IUPUI (11/10)
FT Percentage	1.000 (2-2)	Three Players
Rebounds	9	Jerel McNeal vs. Utah Valley (11/12)
Assists	3	Three Players
Steals	4	Dominic James vs. IUPUI (11/10)
Blocks	2	Ousmane Barro vs. IUPUI (11/10)
Turnovers	4	Jerel McNeal/Wesley Matthews vs. IUPUI (11/10)

Opponent Highs

Points	68	vs. IUPUI (11/10)
FG Made	24	vs. IUPUI (11/10)
FG Attempts	55	vs. Utah Valley (11/12)
FG Percentage	50.0	24-48 vs. IUPUI (11/10)
3FG Made	10	vs. Utah Valley (11/12)
3FG Attempts	22	vs. Utah Valley (11/12)
3FG Percentage	47.1	8-17 vs. IUPUI (11/10)
FT Made	12	vs. IUPUI (11/10)
FT Attempts	16	vs. IUPUI (11/10), Utah Valley (11/12)
FT Percentage	75.0	12-16 vs. IUPUI (11/10)
Rebounds	33	vs. Utah Valley (11/12)
Assists	18	vs. IUPUI (11/10)
Steals	7	vs. IUPUI (11/10)
Blocks	2	vs. IUPUI (11/10)
Turnovers	17	vs. Utah Valley (11/12)
Fouls	21	vs. IUPUI (11/10)

Opponent Lows

Points	55	vs. Utah Valley (11/12)
FG Made	20	vs. Utah Valley (11/12)
FG Attempts	48	vs. IUPUI (11/10)
FG Percentage	36.4	20-55 vs. Utah Valley (11/12)
3FG Made	8	vs. IUPUI (11/10)
3FG Attempts	17	vs. IUPUI (11/10)
3FG Percentage	45.5	10-22 vs. Utah Valley (11/12)
FT Made	5	vs. Utah Valley (11/12)
FT Attempts	11	vs. Utah Valley (11/12)
FT Percentage	45.5	5-11 vs. Utah Valley (11/12)
Rebounds	20	vs. IUPUI (11/10)
Assists	10	vs. Utah Valley (11/12)
Steals	2	vs. Utah Valley (11/12)
Blocks	1	vs. Utah Valley (11/12)
Turnovers	15	vs. IUPUI (11/10)
Fouls	16	vs. Utah Valley (11/12)

Opponent — Individual Game Highs

Points	20	Ryan Toolson vs. Utah Valley (11/12)
FG Made	6	George Hill vs. IUPUI (11/10)
FG Attempts	11	Two Players
FG Percentage	66.7 (6-9)	George Hill vs. IUPUI (11/10)
3FG Made	5	Ryan Toolson vs. Utah Valley (11/12)
3FG Attempts	9	Ryan Toolson vs. Utah Valley (11/12)
3FG Percentage	75.0 (3-4)	George Hill vs. IUPUI (11/10)
FT Made	4	George Hill vs. IUPUI (11/10)
FT Attempts	6	Gary Patterson vs. IUPUI (11/10)
FT Percentage	1.000 (4-4)	George Hill vs. IUPUI (11/10)
Rebounds	8	Matt Komenda vs. Utah Valley (11/12)
Assists	8	Billy Pettiford vs. IUPUI (11/10)
Steals	4	George Hill vs. IUPUI (11/10)
Blocks	1	Three Players
Turnovers	5	Billy Pettiford/George Hill vs. IUPUI (11/10)

Marquette Men's Basketball Game Notes

Marquette As an AP Ranked Team

Rk.	Last Time	All Time	Crean Era
1.	9 Notre Dame 65, MU 59 (2/26/78)	4-1	-
2.	MU 75, Xavier 53 (2/20/78)	57-6	-
3.	Miami (Ohio) 84, MU 81 (3/11/78) *	31-3	-
4.	MU 97, 11 UNLV 81	16-2	-
5.	MU 67, Wichita State 56 (1/2/78)	18-5	-
6.	MU 67, 11 Clemson 49 (12/27/76)	16-6	-
7.	MU 67, 5 N. Carolina 59 (3/28/77) *	19-4	-
8.	North Dakota St. 64, MU 60 (12/2/06)	18-5	2-1
9.	4 Cincinnati 63, MU 62 (2/20/02)	21-7	1-1
10.	MU 66, Utah Valley 55 (11/12/07)	14-3	1-0
11.	MU 76, IUPUI 68 (11/10/07)	15-4	2-1
12.	DePaul 67, MU 67 (2/14/07)	17-4	0-2
13.	MU 73, 9 Duke 62 (11/21/06)	27-12	8-6
14.	MU 69, Providence 62 (2/3/07)	9-2	2-1
15.	MU 70, USF 68 (1/24/07)	7-4	2-2
16.	MU 80, Villanova 67 (2/19/07)	17-4	8-1
17.	11 Wisconsin 70, MU 66 (12/9/06)	17-1	3-1
18.	Michigan State 61, MU 49 (3/15/07)	13-3	5-2
19.	MU 77, Morgan St. 57 (12/22/06)	4-3	3-1
20.	MU 75, 12 Pittsburgh 71 (3/3/07)	13-8	2-0
21.	MU 67, Charlotte 64 (1/13/08)	5-2	2-0
22.	MU 101, Wis.-Milwaukee 51 (3/5/94)	8-3	-
23.	Charlotte 76, MU 68 (1/5/02)	2-3	2-1
24.	MU 77, 6 Pittsburgh 74 (1/21/07)	11-3	4-0
25.	MU 75, Louisville 71 (1/9/02)	5-1	1-0
Totals		384-99	48-20

Marquette Against AP Ranked Teams

Rk.	Last Time	All Time	Crean Era
1.	9 MU 83, Kentucky 69 (3/29/03) *	1-6	1-1
2.	MU 94, Connecticut 79 (1/3/06)	2-10	1-1
3.	Cincinnati 67, MU 49 (1/8/00)	0-9	0-1
4.	Villanova 72, MU 67 (2/4/06)	5-9	3-2
5.	Kansas 85, MU 61 (1/28/92)	3-11	0-1
6.	24 MU 77, Pitt 74 (1/21/07)	6-14	1-1
7.	MU 74, Cincinnati 72 (3/2/96)	5-6	-
8.	Cincinnati 85 21 MU 84 (3/9/96)	2-9	-
9.	13 MU 73, Duke 62 (11/21/06)	8-7	2-2
10.	Cincinnati 85, 21 MU 73 (1/14/04)	5-5	0-1
11.	Wisconsin 70, 17 MU 66 (12/9/06)	7-4	1-1
12.	20 MU 75, Pittsburgh 71 (3/3/07)	3-7	1-3
13.	Pittsburgh 89, 18 MU 79 (3/8/07)	3-3	0-1
14.	15 MU 68, Wake Forest 61 (2/9/03)	5-4	1-0
15.	Arizona 48, MU 43 (12/18/04)	3-2	0-1
16.	West Virginia 104, MU 85 (1/14/06)	2-3	0-2
17.	MU 57, Georgetown 51 (2/16/06)	5-3	1-0
18.	MU 60, UAB 58 (1/19/94)	3-2	0-0
19.	MU 80, Wisconsin 65 (12/31/94)	5-3	-
20.	MU 50, Indiana 49 (11/23/01)	4-4	1-0
21.	MU 81, 21 West Virginia 63 (1/13/07)	4-1	2-0
22.	22 Georgetown 76, 11 MU 58 (2/10/07)	2-2	1-2
23.	Georgetown 62, MU 59 (3/9/06)	3-3	0-1
24.	MU 73, Connecticut 69 (1/10/07)	2-2	2-2
25.	MU 81, Louisville 80 (3/6/04)	2-1	2-1
Totals		90-130	18-23

* denotes NCAA Tournament game

Defensive Comparison (averages as of date of game)

	Points	Avg.	Diff.	FG Pct.	Avg.	Diff.
IUPUI	68	--	--	50.0	--	--
Utah Valley	55	--	--	36.4	--	--
@ Chaminade						
vs. LSU/Ok. St.						
vs. TBA						
UW-Milwaukee						
@ Wisconsin						
Sacramento St.						
IPFW						
Coppin St.						
Savannah St.						
Providence						
@ West Virginia						
Seton Hall						
Notre Dame						
@ Louisville						
@ Connecticut						
DePaul						
USF						
@ Cincinnati						
Louisville						
@ Notre Dame						
@ Seton Hall						
Pittsburgh						
@ St. John's						
Rutgers						
@ Villanova						
Georgetown						
Florida Gulf Coast						
@ Syracuse						

Specialty Stats by Game (Bold denotes season high; formatted as MU/OPP)

	Paint	Off TO	2nd Ch.	Fast Brk.	Bench
IUPUI	32/16	17/14	6/6	13/5	26/1
Utah Valley	36/20	15/12	12/7	10/8	23/13
@ Chaminade					
vs. LSU/Ok. St.					
vs. TBA					
UW-Milwaukee					
@ Wisconsin					
Sacramento St.					
IPFW					
Coppin St.					
Savannah St.					
Providence					
@ West Virginia					
Seton Hall					
Notre Dame					
@ Louisville					
@ Connecticut					
DePaul					
USF					
@ Cincinnati					
Louisville					
@ Notre Dame					
@ Seton Hall					
Pittsburgh					
@ St. John's					
Rutgers					
@ Villanova					
Georgetown					
Florida Gulf Coast					
@ Syracuse					

When MU is higher	2-0	2-0	1-0	2-0	2-0
When Opp. is higher	0-0	0-0	0-0	0-0	0-0
When teams are tied	0-0	0-0	1-0	0-0	0-0

Marquette Men's Basketball Game Notes



1



dominic|JAMES

Junior | Guard | 5-11 | 185 | Richmond, Ind. | Richmond HS

2007-08: One of four MU players to score in double figures with 12 points in season-opening win vs. IUPUI (11/10) ... Had team-high four steals and went 6-for-7 from free throw line ... Became 38th player all-time at MU and first since Steve Novak in 2005-06 to reach 1,000 career points with first basket in second half vs. Utah Valley (11/12) and led MU with 13 points without a turnover in 31 minutes ...

2007-08 Statistics

	min	fg-a	3fg-a	ft-a	reb	ast	to	bk	st	pf	pts
IUPUI	31	3-7	0-3	6-7	2	3	2	0	1	2	12
Utah Valley	31	4-11	2-4	3-4	0	1	0	0	2	2	13
at Chaminade											
vs. LSU/Okla. St.											
vs. TBA											
UWM											
at Wisconsin											
Sacramento St.											
IPFW											
Coppin St.											
Savannah St.											
Providence											
at WVU											
Seton Hall											
Notre Dame											
at Louisville											
at Connecticut											
DePaul											
USF											
at Cincinnati											
Louisville											
at Notre Dame											
at Seton Hall											
Pittsburgh											
at St. John's											
Rutgers											
at Villanova											
Georgetown											
Florida Gulf Coast											
at Syracuse											
BIG EAST Tourney											

Season & Career Highs

Points	
Season	13, vs. Utah Valley (11/12)
Career	29, at DePaul (1/17/06)
Rebounds	
Season	1, vs. IUPUI (11/10)
Career	11, at Louisville (3/1/06)
Assists	
Season	3, vs. IUPUI (11/10)
Career	10, Pittsburgh (3/3/07)
Steals	
Season	4, vs. IUPUI (11/10)
Career	5, Three Times
Blocked Shots	
Season	1, vs. IUPUI (11/10)
Career	1, 14 Times
Field Goals	
Season	4, vs. Utah Valley (11/10)
Career	11, at DePaul (1/17/06)
Field Goal Attempts	
Season	11, vs. Utah Valley (11/10)
Career	21, at Nebraska (11/30/05)
Free Throws	
Season	6, vs. IUPUI (11/10)
Career	11, at Valparaiso (11/27/06)
Free Throw Attempts	
Season	7, vs. IUPUI (11/10)
Career	13, at Valparaiso (11/27/06)
3-Point Field Goals	
Season	2, vs. Utah Valley (11/12)
Career	4, Four Times
3-Point Field Goal Attempts	
Season	4, vs. Utah Valley (11/12)
Career	14, at Nebraska (11/30/05)

James' Career Stats

Year	GP	GS	Min	Avg	FG-FGA	Pct	3FG-FGA	Pct	FT-FTA	Pct	Off	Def	Tot	Avg	PF	FO	Ast	TO	Blk	Stl	Pts	Avg
2005-06	31	31	1,006	32.5	174-404	43.1	41-136	30.1	84-131	64.1	24	116	140	4.5	74	2	167	87	12	50	473	15.3
2006-07	34	34	1,130	33.2	171-445	38.4	50-184	27.2	114-175	65.1	20	84	104	3.1	72	0	167	89	5	64	506	14.9
2007-08	2	2	62	31.0	7-18	38.9	2-7	28.6	9-11	81.8	1	0	1	0.5	4	0	4	2	1	6	25	12.5
TOTAL	67	67	2,198	32.8	352-867	40.6	93-324	28.7	207-317	65.3	45	200	245	3.7	150	2	338	178	18	120	1,004	15.0

Marquette Men's Basketball Game Notes

Page 19



2



maurice|ACKER

Sophomore | Guard | 5-8 | 165 | Hazelcrest, Ill. | Hillcrest HS/Ball State

2007-08: In MU debut, played 12 minutes in season opener vs. IUPUI (11/10) ... first basket as a Golden Eagle was a three-pointer to give MU a 23-17 first-half lead ... Played nine minutes vs. Utah Valley (11/12), tallying two assists, one steal and a rebound ...

2007-08 Statistics

	min	fg-a	3fg-a	ft-a	reb	ast	to	bk	st	pf	pts
IUPUI	12	1-2	1-2	0-1	1	1	1	0	1	3	
Utah Valley	9	0-1	0-1	0-0	1	2	2	0	1	2	0
at Chaminade											
vs. LSU/Okla. St.											
vs. TBA											
UWM											
at Wisconsin											
Sacramento St.											
IPFW											
Coppin St.											
Savannah St.											
Providence											
at WVU											
Seton Hall											
Notre Dame											
at Louisville											
at Connecticut											
DePaul											
USF											
at Cincinnati											
Louisville											
at Notre Dame											
at Seton Hall											
Pittsburgh											
at St. John's											
Rutgers											
at Villanova											
Georgetown											
Florida Gulf Coast											
at Syracuse											
BIG EAST Tourney											

Season & Career Highs

Points

Season 3, vs. IUPUI (11/10)

Career 22, vs. Kent State (1/11/06)

Rebounds

Season 1, Twice

Career 6, vs. Miami (Ohio) (1/14/06)

Assists

Season 2, vs. Utah Valley (11/12)

Career 10, vs. Buffalo (1/18/06)

Steals

Season 1, vs. Utah Valley (11/12)

Career 3, Three Times

Blocked Shots

Season —

Career 1, vs. Miami (Ohio) (1/14/06)

Field Goals

Season 1, vs. IUPUI (11/10)

Career 6, vs. Kent State (1/11/06)

Field Goal Attempts

Season 2, vs. IUPUI (11/10)

Career 14 vs. Eastern Mich. (3/4/06)

Free Throws

Season —

Career 10, vs. Bowling Green (1/21/06)

Free Throw Attempts

Season 1, vs. IUPUI (11/10)

Career 11, vs. Bowling Green (1/21/06)

3-Point Field Goals

Season 1, vs. IUPUI (11/10)

Career 6, vs. Buffalo (1/18/06)

3-Point Field Goal Attempts

Season 2, vs. IUPUI (11/10/07)

Career 7, vs. Buffalo (1/18/07)


Acker's Career Stats

Year	GP	GS	Min	Avg	FG-FGA	Pct	3FG-FGA	Pct	FT-FTA	Pct	Off	Def	Tot	Avg	PF	FO	Ast	TO	Blk	Stl	Pts	Avg
2007-08	2	0	21	10.5	1-3	33.3	1-3	33.3	0-1	.000	0	2	2	1.0	3	0	3	3	0	1	3	1.5

Marquette Men's Basketball Game Notes



5



dan|FITZGERALD

Senior | Forward | 6-9 | 220 | St. Paul, Minn. | St. Thomas HS/Tulane

2007-08: Scored six points and had two rebounds, one assist and one steal in 19 minutes vs. IUPUI (11/10) in season opener ... Recorded season high five rebounds and tallied two points and two assists in 18 minutes vs. Utah Valley (11/12) ...

2007-08 Statistics

	min	fg-a	3fg-a	ft-a	reb	ast	to	bk	st	pf	pts
IUPUI	19	2-5	2-5	0-0	2	1	1	0	1	2	6
Utah Valley	18	1-4	1-4	2-2	5	2	0	0	0	0	5
at Chaminade											
vs. LSU/Okla. St.											
vs. TBA											
UWM											
at Wisconsin											
Sacramento St.											
IPFW											
Coppin St.											
Savannah St.											
Providence											
at WVU											
Seton Hall											
Notre Dame											
at Louisville											
at Connecticut											
DePaul											
USF											
at Cincinnati											
Louisville											
at Notre Dame											
at Seton Hall											
Pittsburgh											
at St. John's											
Rutgers											
at Villanova											
Georgetown											
Florida Gulf Coast											
at Syracuse											
BIG EAST Tourney											

Season & Career Highs

Points	
Season	6, vs. IUPUI (11/10)
Career	20, Twice
Rebounds	
Season	5, vs. Utah Valley (11/12)
Career	8, vs. Rice (11/18/05)
Assists	
Season	2, vs. Utah Valley (11/12)
Career	8, vs. Rice (11/18/05)
Steals	
Season	1, vs. IUPUI (11/10)
Career	4, vs. UMBC (12/16/06)
Blocked Shots	
Season	—
Career	2, vs. Pittsburgh (1/28/06)
Field Goals	
Season	2, vs. IUPUI (11/10)
Career	6, Three Times
Field Goal Attempts	
Season	5, vs. IUPUI (11/10)
Career	10, Twice
Free Throws	
Season	2, vs. Utah Valley (11/12)
Career	5, vs. Oral Roberts (11/25/05)
Free Throw Attempts	
Season	2, vs. Utah Valley (11/12)
Career	6, vs. Oral Roberts (11/25/05)
3-Point Field Goals	
Season	2, vs. IUPUI (11/10)
Career	6, vs. DePaul (1/25/06)
3-Point Field Goal Attempts	
Season	5, vs. IUPUI (11/10)
Career	10, Twice

Fitzgerald's Career Stats

Year	GP	GS	Min	Avg	FG-FGA	Pct	3FG-FGA	Pct	FT-FTA	Pct	Off	Def	Tot	Avg	PF	FO	Ast	TO	Blk	Stl	Pts	Avg
2005-06	31	2	617	19.9	56-117	47.9	30-74	40.5	21-29	72.4	24	51	75	2.4	78	4	51	57	6	20	163	5.3
2006-07	34	11	738	21.7	84-174	48.3	52-123	42.3	32-42	76.2	46	86	132	3.9	98	6	24	35	4	15	252	7.4
2007-08	2	2	37	19.0	3-9	33.3	3-9	33.3	2-2	1.000	4	3	7	3.5	2	0	3	1	0	1	11	5.5
TOTAL	67	15	1,392	20.8	143-300	47.7	85-206	41.3	55-73	75.3	74	140	214	3.2	178	10	68	93	10	36	426	6.4

Marquette Men's Basketball Game Notes



10



david|CUBILLAN

Sophomore | Guard | 6-0 | 175 | Maracaibo, Venezuela | St. Benedict's Prep

2007-08: Played 23 minutes and scored nine points coming off the bench in season opener vs. IUPUI (11/10), including career-high nine field goal attempts ... Combined with Lazar Hayward to score all of MU's 23 points off the bench vs. Utah Valley (11/12), including season-high 12 points on 4-for-8 shooting and a pair of three pointers ...

2007-08 Statistics

	min	fg-a	3fg-a	ft-a	reb	ast	to	bk	st	pf	pts
IUPUI	23	3-9	2-8	1-1	1	3	1	0	2	9	
Utah Valley	19	4-8	2-6	2-2	1	2	0	0	2	12	
at Chaminade											
vs. LSU/Okla. St.											
vs. TBA											
UWM											
at Wisconsin											
Sacramento St.											
IPFW											
Coppin St.											
Savannah St.											
Providence											
at WVU											
Seton Hall											
Notre Dame											
at Louisville											
at Connecticut											
DePaul											
USF											
at Cincinnati											
Louisville											
at Notre Dame											
at Seton Hall											
Pittsburgh											
at St. John's											
Rutgers											
at Villanova											
Georgetown											
Florida Gulf Coast											
at Syracuse											
BIG EAST Tourney											

Season & Career Highs

Points	
Season	12, vs. Utah Valley (11/12)
Career	20, vs. Pittsburgh (3/3/07)
Rebounds	
Season	1, Twice
Career	5, Twice
Assists	
Season	3, vs. IUPUI (11/10)
Career	5, vs. Eastern Mich. (11/18/06)
Steals	
Season	2, vs. Utah Valley (11/12)
Career	3, vs. N'Western St. (12/1/06)
Blocked Shots	
Season	—
Career	2, vs. Hillsdale (11/10/06)
Field Goals	
Season	4, vs. Utah Valley (11/12)
Career	5, vs. West Virginia (1/13/07)
Field Goal Attempts	
Season	9, vs. IUPUI (11/10)
Career	9, vs. IUPUI (11/10/07)
Free Throws	
Season	2, vs. Utah Valley (11/12)
Career	8, vs. Pittsburgh (3/3/07)
Free Throw Attempts	
Season	2, vs. Utah Valley (11/12)
Career	8, vs. Pittsburgh (3/3/07)
3-Point Field Goals	
Season	2, Twice
Career	4, Twice
3-Point Field Goal Attempts	
Season	8, vs. IUPUI (11/10)
Career	8, Twice

Cubillan's Career Stats

Year	GP	GS	Min	Avg	FG-FGA	Pct	3FG-FGA	Pct	FT-FTA	Pct	Off	Def	Tot	Avg	PF	FO	Ast	TO	Blk	Stl	Pts	Avg
2006-07	34	1	721	21.2	55-145	37.9	48-113	42.5	29-38	76.3	11	53	64	1.9	48	0	55	25	3	22	187	5.5
2007-08	2	0	65	32.5	7-17	33.3	4-14	28.6	3-3	1.000	1	1	2	0.5	2	0	5	1	0	2	21	9.0
TOTAL	36	1	786	21.2	62-162	38.3	52-127	40.9	32-41	78.0	12	54	66	1.8	50	0	60	26	3	24	208	5.8

Marquette Men's Basketball Game Notes



12



dwight|BURKE

Junior | Forward | 6-8 | 250 | Brooklyn, N.Y. | St. Benedict's Prep

2007-08: Earned first-career start in season opening win vs. IUPUI (11/10) and contributed two points in 16 minutes ... Posted 12 points, including 10 points in the first half, and tallied eight rebounds, both career-highs, while shooting 5-for-6 from the field vs. Utah Valley (11/12) ...

2007-08 Statistics

	min	fg-a	3fg-a	ft-a	reb	ast	to	bk	st	pf	pts
IUPUI	16	1-2	0-0	0-0	2	0	0	0	0	2	2
Utah Valley	24	5-6	0-0	2-2	8	0	1	0	0	3	12
at Chaminade											
vs. LSU/Okla. St.											
vs. TBA											
UWM											
at Wisconsin											
Sacramento St.											
IPFW											
Coppin St.											
Savannah St.											
Providence											
at WVU											
Seton Hall											
Notre Dame											
at Louisville											
at Connecticut											
DePaul											
USF											
at Cincinnati											
Louisville											
at Notre Dame											
at Seton Hall											
Pittsburgh											
at St. John's											
Rutgers											
at Villanova											
Georgetown											
Florida Gulf Coast											
at Syracuse											
BIG EAST Tourney											

Season & Career Highs

Points	
Season	12, vs. Utah Valley (11/12)
Career	12, vs. Utah Valley (11/12/07)
Rebounds	
Season	8, vs. Utah Valley (11/12)
Career	8, vs. Utah Valley (11/12/07)
Assists	
Season	—
Career	2, vs. Texas Tech (11/20/06)
Steals	
Season	—
Career	1, Six Times
Blocked Shots	
Season	—
Career	2, Three Times
Field Goals	
Season	5, vs. Utah Valley (11/12)
Career	5, vs. Utah Valley (11/12/07)
Field Goal Attempts	
Season	6, vs. Utah Valley (11/12)
Career	5, vs. Utah Valley (11/12/07)
Free Throws	
Season	2, vs. Utah Valley (11/12)
Career	3, vs. West Virginia (1/13/07)
Free Throw Attempts	
Season	2, vs. Utah Valley (11/12)
Career	4, vs. West Virginia (1/13/07)
3-Point Field Goals	
Season	—
Career	—
3-Point Field Goal Attempts	
Season	—
Career	—

Burke's Career Stats

Year	GP	GS	Min	Avg	FG-FGA	Pct	3FG-FGA	Pct	FT-FTA	Pct	Off	Def	Tot	Avg	PF	FO	Ast	TO	Blk	Stl	Pts	Avg
2005-06	20	0	105	5.3	5-12	41.7	0-0	---	6-9	66.7	5	10	15	0.8	24	0	1	9	3	1	16	0.8
2006-07	34	0	303	8.9	10-31	32.3	0-0	---	8-30	26.7	28	34	62	1.8	51	0	3	16	14	5	28	0.8
2007-08	2	2	40	16.0	6-8	75.0	0-0	---	2-2	---	4	6	10	5.0	5	0	0	1	0	0	14	7.0
TOTAL	56	2	448	8.0	21-51	41.2	0-0	---	16-41	39.0	37	50	87	1.6	80	0	4	26	17	6	58	1.0

Marquette Men's Basketball Game Notes



21



Lawrence | BLACKLEDGE

Senior | Forward | 6-8 | 185 | Carbondale, Ill. | Carbondale HS/SW Illinois Col.

2007-08: Did not play in season opener vs. IUPUI (11/10) ... Played six minutes and recorded one steal and one rebound vs. Utah Valley (11/12) ...

2007-08 Statistics

	min	fg-a	3fg-a	ft-a	reb	ast	to	bk	st	pf	pts
IUPUI											DNP
Utah Valley	6	0-0	0-0	0-0	1	0	0	0	1	1	0
at Chaminade											
vs. LSU/Okla. St.											
vs. TBA											
UWM											
at Wisconsin											
Sacramento St.											
IPFW											
Coppin St.											
Savannah St.											
Providence											
at WVU											
Seton Hall											
Notre Dame											
at Louisville											
at Connecticut											
DePaul											
USF											
at Cincinnati											
Louisville											
at Notre Dame											
at Seton Hall											
Pittsburgh											
at St. John's											
Rutgers											
at Villanova											
Georgetown											
Florida Gulf Coast											
at Syracuse											
BIG EAST Tourney											

Season & Career Highs

Points	
Season	—
Career	8, vs. Eastern Mich. (11/18/06)
Rebounds	
Season	1, vs. Utah Valley (11/12)
Career	7, vs. Eastern Mich. (11/18/06)
Assists	
Season	—
Career	2, Twice
Steals	
Season	1, vs. Utah Valley (11/12)
Career	2, Twice
Blocked Shots	
Season	—
Career	2, vs. N. Dakota St. (12/2/06)
Field Goals	
Season	—
Career	4, vs. Eastern Mich. (11/18/06)
Field Goal Attempts	
Season	—
Career	8, vs. Eastern Mich. (11/18/06)
Free Throws	
Season	—
Career	2, vs. Oakland (12/19/06)
Free Throw Attempts	
Season	—
Career	4, vs. Hillsdale (11/10/06)
3-Point Field Goals	
Season	—
Career	—
3-Point Field Goal Attempts	
Season	—
Career	2, vs. Morgan St. (12/22/06)

Blackledge's Career Stats

Year	GP	GS	Min	Avg	FG-FGA	Pct	3FG-FGA	Pct	FT-FTA	Pct	Off	Def	Tot	Avg	PF	FO	Ast	TO	Blk	Stl	Pts	Avg
2006-07	19	0	122	6.4	14-31	45.2	0-2	00.0	5-11	45.5	14	13	27	1.4	9	0	9	9	7	5	33	1.7
2007-08	1	0	6	6.0	0-0	00.0	0-0	00.0	0-0	00.0	0	1	1	1.0	1	0	0	0	0	1	0	0.0
TOTAL	20	0	128	6.4	14-31	45.2	0-2	00.00	5-11	45.5	14	14	28	1.4	10	0	9	9	7	6	33	1.7

Marquette Men's Basketball Game Notes



22



jere|MCNEAL

Junior | Guard | 6-3 | 200 | Chicago, Ill. | Hillcrest HS

2007-08: Led all scorers with 20 points on 8-of-11 shooting from field and tallied four rebounds and three steals in season opener vs. IUPUI (11/10) ... Scored seven points and recorded two steals and season-high nine rebounds, including six on the offensive glass, vs. Utah Valley (11/12)

...

2007-08 Statistics

	min	fg-a	3fg-a	ft-a	reb	ast	to	bk	st	pf	pts
IUPUI	33	8-11	1-2	3-4	4	2	4	0	3	2	20
Utah Valley	26	3-14	0-1	1-4	9	2	3	1	2	3	7
at Chaminade											
vs. LSU/Okla. St.											
vs. TBA											
UWM											
at Wisconsin											
Sacramento St.											
IPFW											
Coppin St.											
Savannah St.											
Providence											
at WVU											
Seton Hall											
Notre Dame											
at Louisville											
at Connecticut											
DePaul											
USF											
at Cincinnati											
Louisville											
at Notre Dame											
at Seton Hall											
Pittsburgh											
at St. John's											
Rutgers											
at Villanova											
Georgetown											
Florida Gulf Coast											
at Syracuse											
BIG EAST Tourney											

Season & Career Highs

Points	
Season	20, vs. IUPUI (11/10)
Career	25 vs. Morgan St. (12/22/06)
Rebounds	
Season	9, vs. Utah Valley (11/12)
Career	12, Twice
Assists	
Season	2, Twice
Career	10, vs. Seton Hall (1/24/07)
Steals	
Season	3, vs. IUPUI (11/10/07)
Career	7, N. Dakota St. (12/2/06)
Blocked Shots	
Season	1, vs. Utah Valley (11/12)
Career	3, vs. Notre Dame (1/20/06)
Field Goals	
Season	8, vs. IUPUI (11/10)
Career	9, vs. Seton Hall (1/24/07)
Field Goal Attempts	
Season	14, vs. Utah Valley (11/12)
Career	22, Twice
Free Throws	
Season	3, vs. IUPUI (11/10)
Career	9, vs. Connecticut (1/10/07)
Free Throw Attempts	
Season	4, Twice
Career	13, vs. Connecticut (1/10/07)
3-Point Field Goals	
Season	1, vs. IUPUI (11/10)
Career	3, Twice
3-Point Field Goal Attempts	
Season	2, vs. IUPUI (11/10)
Career	7, Twice


McNeal's Career Stats

Year	GP	GS	Min	Avg	FG-FGA	Pct	3FG-FGA	Pct	FT-FTA	Pct	Off	Def	Tot	Avg	PF	FO	Ast	TO	Blk	Stl	Pts	Avg
2005-06	31	31	853	27.5	138-312	44.2	13-46	28.3	54-72	75.0	40	100	140	4.5	77	2	85	117	14	64	343	11.1
2006-07	29	29	876	30.2	154-369	41.7	30-96	31.3	88-129	68.2	50	88	138	4.8	102	6	109	118	16	76	426	14.7
2007-08	2	2	59	29.5	11-25	44.0	1-3	33.3	4-8	50.0	7	6	13	6.5	4	0	4	7	1	5	27	13.5
TOTAL	62	62	1,788	28.9	303-706	42.9	44-145	30.3	146-209	69.9	97	194	291	4.7	183	8	198	242	31	145	796	12.8

Marquette Men's Basketball Game Notes



23



wesley | MATTHEWS

Junior | Guard | 6-5 | 215 | Madison, Wis. | Madison Memorial HS

2007-08: Contributed 10 points on 4-for-6 shooting, including four rebounds in season opener vs. IUPUI (11/10) ... Tallied six points with season-high seven rebounds and three assists vs. Utah Valley (11/12) ...

2007-08 Statistics

	min	fg-a	3fg-a	ft-a	reb	ast	to	bk	st	pf	pts
IUPUI	28	4-6	1-3	1-2	4	1	4	0	1	1	10
Utah Valley	29	3-6	0-2	0-0	7	3	2	0	0	3	6
at Chaminade											
vs. LSU/Okla. St.											
vs. TBA											
UWM											
at Wisconsin											
Sacramento St.											
IPFW											
Coppin St.											
Savannah St.											
Providence											
at WVU											
Seton Hall											
Notre Dame											
at Louisville											
at Connecticut											
DePaul											
USF											
at Cincinnati											
Louisville											
at Notre Dame											
at Seton Hall											
Pittsburgh											
at St. John's											
Rutgers											
at Villanova											
Georgetown											
Florida Gulf Coast											
at Syracuse											
BIG EAST Tourney											

Season & Career Highs

Points	
Season	10, vs. IUPUI (11/10)
Career	22, Twice
Rebounds	
Season	7, vs. Utah Valley (11/12)
Career	13, vs. Lewis (12/28/05)
Assists	
Season	3, vs. Utah Valley (11/12)
Career	6, Three Times
Steals	
Season	1, vs. IUPUI (11/10)
Career	6, S. Dakota St. (12/3/05)
Blocked Shots	
Season	—
Career	2, vs. Savannah St. (12/30/06)
Field Goals	
Season	4, vs. IUPUI (11/10)
Career	7, Six Times
Field Goal Attempts	
Season	6, Twice
Career	18, Twice
Free Throws	
Season	1, vs. IUPUI (11/10)
Career	12, vs. Villanova (2/19/07)
Free Throw Attempts	
Season	2, vs. IUPUI (11/10)
Career	12, Twice
3-Point Field Goals	
Season	1, vs. IUPUI (11/10)
Career	3, Three Times
3-Point Field Goal Attempts	
Season	3, vs. IUPUI (11/10)
Career	4, Six Times


Matthews' Career Stats

Year	GP	GS	Min	Avg	FG-FGA	Pct	3FG-FGA	Pct	FT-FTA	Pct	Off	Def	Tot	Avg	PF	FO	Ast	TO	Blk	Stl	Pts	Avg
2005-06	23	13	573	24.9	65-163	39.9	14-32	43.8	63-80	78.8	34	59	93	4.0	51	0	51	52	5	29	207	9.0
2006-07	34	34	1,062	31.2	133-304	43.8	23-80	28.8	141-183	77.0	64	115	179	5.3	84	4	75	84	5	49	430	12.6
2007-08	2	2	57	28.5	7-12	58.3	1-5	20.0	1-2	50.0	2	9	11	5.5	4	0	4	6	0	1	16	8.0
TOTAL	59	49	1,692	28.7	205-479	42.8	38-117	33.5	205-265	77.4	100	183	283	4.8	139	4	130	142	10	79	653	11.1

Marquette Men's Basketball Game Notes



32



lazar|HAYWARD

Sophomore | Forward | 6-6 | 225 | Buffalo, N.Y. | Notre Dame Prep

2007-08: Led all bench scorers with 11 points in 16 minutes on 4-for-5 shooting from the field in season opener vs. IUPUI (11/10) ... also grabbed four defensive rebounds ... Combined with David Cubillan to score all 23 of MU's bench points, including 11 points on 5-for-7 shooting, and grabbed five rebounds vs. Utah Valley (11/12) ...

2007-08 Statistics

	min	fg-a	3fg-a	ft-a	reb	ast	to	bk	st	pf	pts
IUPUI	16	4-5	0-1	3-3	4	1	0	0	0	2	11
Utah Valley	24	5-7	0-1	1-2	5	1	1	1	0	0	11
at Chaminade											
vs. LSU/Okla. St.											
vs. TBA											
UWM											
at Wisconsin											
Sacramento St.											
IPFW											
Coppin St.											
Savannah St.											
Providence											
at WVU											
Seton Hall											
Notre Dame											
at Louisville											
at Connecticut											
DePaul											
USF											
at Cincinnati											
Louisville											
at Notre Dame											
at Seton Hall											
Pittsburgh											
at St. John's											
Rutgers											
at Villanova											
Georgetown											
Florida Gulf Coast											
at Syracuse											
BIG EAST Tourney											

Season & Career Highs

Points	
Season	11, Twice
Career	18, vs. Villanova (2/19/07)
Rebounds	
Season	5, vs. Utah Valley (11/12)
Career	8, Three Times
Assists	
Season	1, Twice
Career	3, vs. Louisville (2/17/07)
Steals	
Season	—
Career	4, vs. Detroit (11/14/06)
Blocked Shots	
Season	1, vs. Utah Valley (11/12)
Career	1, Twice
Field Goals	
Season	5, vs. Utah Valley (11/12)
Career	6, vs. UMBC (12/16/06)
Field Goal Attempts	
Season	7, vs. Utah Valley (11/12)
Career	13, vs. St. John's (3/7/07)
Free Throws	
Season	3, vs. IUPUI (11/10)
Career	8, vs. Providence (1/4/07)
Free Throw Attempts	
Season	3, vs. IUPUI (11/10)
Career	8, Twice
3-Point Field Goals	
Season	—
Career	2, Twice
3-Point Field Goal Attempts	
Season	1, Twice
Career	4, Three Times

Hayward's Career Stats

Year	GP	GS	Min	Avg	FG-FGA	Pct	3FG-FGA	Pct	FT-FTA	Pct	Off	Def	Tot	Avg	PF	FO	Ast	TO	Blk	Stl	Pts	Avg
2006-07	34	16	553	16.3	83-194	42.8	10-48	20.8	48-72	66.7	61	63	124	3.6	73	1	10	35	3	20	224	6.6
2007-08	2	2	40	20.0	9-12	75.0	0-2	00.0	4-5	80.0	2	7	9	4.5	2	0	2	1	1	0	22	11.0
TOTAL	36	18	593	16.5	92-206	44.7	10-50	20.0	52-77	67.5	63	70	133	3.7	75	1	12	36	4	20	246	6.8

Marquette Men's Basketball Game Notes

Page 28



41



mousmane|BARRO

Senior | Forward | 6-10 | 235 | Dakar, Senagal | Chicago Julian HS

2007-08: Posted a game-high two blocks, led MU with seven rebounds, and two assists tied a career-high in season opener vs. IUPUI (11/10) ... Played in 14 minutes vs. Utah Valley (11/12) ...

2007-08 Statistics

	min	fg-a	3fg-a	ft-a	reb	ast	to	bk	st	pf	pts
IUPUI	22	1-2	0-0	1-2	7	2	2	2	0	2	3
Utah Valley	14	0-0	0-0	0-0	0	0	0	1	0	1	0
at Chaminade											
vs. LSU/Okla. St.											
vs. TBA											
UWM											
at Wisconsin											
Sacramento St.											
IPFW											
Coppin St.											
Savannah St.											
Providence											
at WVU											
Seton Hall											
Notre Dame											
at Louisville											
at Connecticut											
DePaul											
USF											
at Cincinnati											
Louisville											
at Notre Dame											
at Seton Hall											
Pittsburgh											
at St. John's											
Rutgers											
at Villanova											
Georgetown											
Florida Gulf Coast											
at Syracuse											
BIG EAST Tourney											

Season & Career Highs

Points	
Season	3, vs. IUPUI (11/10)
Career	21 vs. N'Western St. (12/1/06)
Rebounds	
Season	7, vs. IUPUI (11/10)
Career	13, Three Times
Assists	
Season	2, vs. IUPUI (11/10)
Career	2, Four Times
Steals	
Season	1, vs. Utah Valley (11/12)
Career	3, Twice
Blocked Shots	
Season	2, vs. IUPUI (11/10)
Career	3, Eight Times
Field Goals	
Season	1, vs. IUPUI (11/10)
Career	10, vs. N'Western St. (12/1/06)
Field Goal Attempts	
Season	2, vs. IUPUI (11/10)
Career	13, vs. N'Western St. (12/1/06)
Free Throws	
Season	1, vs. IUPUI (11/10)
Career	5, vs. Winthrop (11/19/05)
Free Throw Attempts	
Season	2, vs. IUPUI (11/10)
Career	6, Three Times
3-Point Field Goals	
Season	—
Career	—
3-Point Field Goal Attempts	
Season	—
Career	—

Barro's Career Stats


Year	GP	GS	Min	Avg	FG-FGA	Pct	3FG-FGA	Pct	FT-FTA	Pct	Off	Def	Tot	Avg	PF	FO	Ast	TO	Blk	Stl	Pts	Avg
2004-05	27	4	271	10.0	19-39	48.7	0-0	---	16-25	64.0	24	37	61	2.3	51	2	2	29	9	3	54	2.0
2005-06	31	14	419	13.5	56-87	64.4	0-0	---	23-42	54.8	45	43	88	2.8	69	2	13	30	15	19	135	4.4
2006-07	34	34	919	27.0	118-197	59.9	0-0	---	40-65	61.5	103	131	234	6.9	87	1	12	52	35	24	276	8.1
2007-08	2	0	36	13.0	1-2	50.0	0-0	---	1-2	50.0	3	4	7	3.5	6	0	2	1	2	1	3	1.5
TOTAL	94	52	1,645	17.5	196-325	60.3	0-0	---	80-134	59.8	175	215	390	4.1	213	5	35	112	61	47	468	5.0

Marquette Men's Basketball Game Notes

Page 29



42



tommy|BRICE

Senior | Guard | 5-11 | 175 | Bloomingdale, Ill. | Lake Park HS

2007-08: Did not play in first two regular season games ... saw one minute of action in MU's exhibition game vs. Northern State (11/4) ...

2007-08 Statistics

	min	fg-a	3fg-a	ft-a	reb	ast	to	bk	st	pf	pts
IUPUI											DNP
Utah Valley											DNP
at Chaminade											
vs. LSU/Okla. St.											
vs. TBA											
UWM											
at Wisconsin											
Sacramento St.											
IPFW											
Coppin St.											
Savannah St.											
Providence											
at WVU											
Seton Hall											
Notre Dame											
at Louisville											
at Connecticut											
DePaul											
USF											
at Cincinnati											
Louisville											
at Notre Dame											
at Seton Hall											
Pittsburgh											
at St. John's											
Rutgers											
at Villanova											
Georgetown											
Florida Gulf Coast											
at Syracuse											
BIG EAST Tourney											

Season & Career Highs

Points	
Season	—
Career	—
Rebounds	
Season	—
Career	1, vs. Delaware St. (12/22/06)
Assists	
Season	—
Career	2, vs. S. Dakota St. (12/3/06)
Steals	
Season	—
Career	1, vs. Rutgers (2/7/07)
Blocked Shots	
Season	—
Career	—
Field Goals	
Season	—
Career	—
Field Goal Attempts	
Season	—
Career	2, vs. Delaware St. (12/22/06)
Free Throws	
Season	—
Career	—
Free Throw Attempts	
Season	—
Career	—
3-Point Field Goals	
Season	—
Career	—
3-Point Field Goal Attempts	
Season	—
Career	—

Brice's Career Stats

Year	GP	GS	Min	Avg	FG-FGA	Pct	3FG-FGA	Pct	FT-FTA	Pct	Off	Def	Tot	Avg	PF	FO	Ast	TO	Blk	Stl	Pts	Avg
2005-06	6	0	7	1.2	0-2	---	0-0	---	0-0	---	1	0	1	0.2	1	0	2	1	0	0	0	0.0
2006-07	7	0	6	0.9	0-2	---	0-0	---	0-0	---	0	0	0	0.0	2	0	0	1	0	1	0	0.0
2007-08	0	0	0	0.0	0-0	---	0-0	---	0-0	---	0	0	0	0.0	0	0	0	0	0	0	0	0.0
TOTAL	13	0	13	1.0	0-4	---	0-0	---	0-0	---	1	0	1	0.0	3	0	2	2	0	1	0	0.0

Marquette Men's Basketball Game Notes

Page 30



CAREER GAME-BY-GAME STATISTICS

Dominic James

Dan Fitzgerald

David Cubillan

2006-07 Statistics

	min	fg-a	3fg-a	ft-a	reb	ast	to	bk	st	pf	pts
Hillsdale*	30	3-15	0-1	7-8	1	4	2	0	4	2	13
Idaho St.*	38	5-14	3-8	4-9	5	3	3	0	4	1	17
Detroit*	29	8-15	2-5	2-4	2	5	0	0	4	1	20
Eastern Michigan*	25	6-11	3-6	2-4	2	6	4	0	0	3	17
vs. Texas Tech*	32	7-15	1-6	1-4	1	1	4	0	0	3	16
vs. Duke*	34	9-15	2-4	5-6	3	7	1	0	1	0	25
at Valparaiso*	26	4-12	3-9	11-13	0	3	2	0	1	2	22
Northwestern St.*	31	7-12	0-3	5-7	5	6	1	0	2	2	19
North Dakota St.*	27	3-11	1-5	1-2	2	6	3	1	2	2	8
Delaware St.*	33	5-7	2-2	1-4	1	1	4	1	0	2	13
Wisconsin*	37	7-19	2-7	3-6	4	1	2	0	2	2	19
UMBC*	36	8-16	0-6	1-1	2	6	3	0	4	2	17
Oakland*	31	8-14	1-2	3-5	6	9	6	0	1	2	20
Morgan St.*	31	2-6	1-2	2-2	0	3	6	0	2	1	7
Savannah St.*	35	6-11	2-5	8-11	1	6	3	0	2	2	22
at Providence*	37	3-11	1-8	5-7	2	4	1	0	2	3	12
Syracuse*	32	3-12	0-7	0-3	4	6	2	1	3	4	6
at Connecticut*	33	5-18	1-5	6-10	4	4	3	0	3	2	17
West Virginia*	33	8-17	3-5	2-4	5	6	4	0	5	2	21
at Louisville*	35	7-16	4-7	0-0	3	5	4	0	1	2	18
at Pittsburgh*	39	6-14	4-9	7-8	1	5	0	0	0	3	23
Seton Hall*	36	5-10	1-3	0-4	4	4	1	0	1	2	11
at USF*	33	5-11	2-6	4-7	3	6	3	0	4	2	16
Providence*	31	2-11	0-4	2-4	2	3	2	0	0	1	6
Rutgers*	34	1-7	0-4	4-4	7	0	0	1	3	6	6
at Georgetown*	34	2-17	0-6	2-2	4	3	2	0	0	1	6
at DePaul*	38	6-17	1-5	4-7	4	6	3	0	1	3	17
Louisville*	34	3-6	0-1	3-6	5	3	4	0	2	3	9
Villanova*	35	5-13	2-7	6-6	3	5	4	1	2	4	18
at Notre Dame*	36	6-20	1-4	1-3	9	8	1	0	2	4	14
Pittsburgh*	27	3-10	1-5	1-2	2	10	1	1	1	1	8
vs. St. John's*	37	2-14	0-9	5-6	5	8	5	0	1	2	9
vs. Pittsburgh*	35	5-12	2-8	4-4	3	5	2	0	1	3	16
vs. Michigan St.*	36	6-16	4-10	2-2	2	2	3	0	2	0	18

2005-06 Statistics

	min	fg-a	3fg-a	ft-a	reb	ast	to	bk	st	pf	pts
Rice*	30	4-12	3-7	5-7	6	9	2	1	1	3	16
Winthrop*	37	5-13	2-7	3-4	2	7	4	0	2	2	15
vs. E. Washington*	32	5-11	0-3	4-6	3	3	6	1	2	5	14
vs. Oral Roberts*	30	4-13	1-6	6-11	3	8	3	0	1	3	15
vs. South Carolina*	32	3-12	2-7	4-6	2	9	3	0	0	0	12
at Nebraska*	32	9-21	4-14	0-0	8	3	3	0	1	4	22
South Dakota St.*	31	7-9	0-0	0-0	5	8	2	0	5	2	14
Valparaiso*	27	5-10	2-4	0-0	5	4	1	0	0	2	12
at Wisconsin*	34	4-12	0-3	2-5	8	8	4	1	1	3	10
San Francisco*	30	0-5	0-4	4-6	1	2	2	1	0	0	4
Oakland*	29	7-17	2-5	1-3	5	4	7	0	2	2	17
Delaware St.*	29	5-8	0-2	0-0	1	4	2	1	0	3	10
Lewis*	30	7-12	3-6	5-7	5	7	1	0	1	1	22
Connecticut*	31	2-13	1-5	2-2	4	7	1	0	1	3	7
Cincinnati*	33	6-15	2-4	4-4	6	4	3	1	2	2	18
at Seton Hall*	34	5-10	1-3	2-4	3	4	4	1	1	2	13
at West Virginia*	34	10-15	3-5	5-7	6	8	7	0	2	1	28
at DePaul*	35	11-17	3-4	4-8	5	3	3	0	5	2	29
Notre Dame*	34	4-10	0-2	3-4	5	6	5	1	1	2	11
DePaul*	34	6-11	0-1	0-0	4	7	2	1	1	1	12
at Pittsburgh*	30	7-15	2-4	0-0	6	3	0	0	4	3	16
St. John's*	33	6-10	0-0	4-4	4	4	3	0	1	4	16
at Villanova*	34	7-13	1-5	0-1	3	4	6	0	2	5	15
at Rutgers*	33	8-16	2-5	4-9	5	3	2	0	2	4	22
Georgetown*	35	6-14	2-6	2-2	3	5	2	0	3	1	16
Pittsburgh*	32	7-19	0-3	2-3	5	6	0	0	1	3	16
at Notre Dame*	32	6-14	1-4	5-6	4	1	2	1	3	3	18
at Louisville*	42	5-18	2-7	4-8	11	6	2	0	0	2	16
Providence*	31	4-10	0-2	1-2	5	9	2	1	0	3	9
vs. Georgetown*	34	2-15	0-3	4-8	4	6	1	1	2	1	8
vs. Alabama*	32	7-14	2-5	4-4	3	5	2	1	2	2	20

2006-07 Statistics

	min	fg-a	3fg-a	ft-a	reb	ast	to	bk	st	pf	pts
Hillsdale	19	2-2	1-1	0-0	4	3	2	0	0	2	5
Idaho St.	25	1-5	1-5	3-6	5	2	2	0	0	2	6
Detroit	12	1-1	0-0	0-0	1	1	1	0	1	2	2
Eastern Michigan	24	4-9	2-5	2-2	3	0	1	0	2	1	12
vs. Texas Tech	13	2-3	1-2	0-0	3	1	0	0	1	3	5
vs. Duke	22	3-7	1-3	1-3	5	0	0	0	1	2	8
at Valparaiso	20	0-1	0-1	0-0	7	1	0	0	0	3	0
Northwestern St.	19	1-2	1-2	1-2	6	1	3	0	0	3	4
North Dakota St.	14	2-7	1-4	1-1	6	0	0	0	0	4	6
Delaware St.*	26	5-7	3-5	0-0	7	1	1	0	0	2	13
Wisconsin*	21	1-3	0-1	0-0	2	1	1	0	0	2	2
UMBC*	18	3-4	2-3	0-1	6	1	1	0	4	3	8
Oakland*	17	1-2	1-2	1-1	4	0	2	0	1	1	4
Morgan St.*	21	4-5	3-4	0-0	2	0	0	0	0	2	11
Savannah St.*	22	2-4	1-3	2-2	5	1	2	1	1	0	7
at Providence	25	3-8	1-5	1-1	5	1	2	0	4	8	8
Syracuse	8	0-0	0-0	0-0	1	0	3	0	0	5	0
at Connecticut	14	1-2	1-2	1-2	1	0	0	0	0	4	3
West Virginia	19	1-4	0-3	0-0	5	3	1	0	0	5	2
at Louisville*	30	2-6	1-5	1-1	5	0	1	0	0	2	6
at Pittsburgh	30	4-7	4-6	2-2	2	1	0	0	1	5	14
Seton Hall	20	2-3	2-3	0-0	1	0	1	1	0	4	6
at USF	14	3-3	2-2	0-0	2	1	0	0	0	4	8
Providence	25	5-7	4-6	0-0	5	1	0	0	1	1	14
Rutgers*	30	4-14	2-7	0-0	4	0	0	1	0	2	10
at Georgetown	27	3-4	1-2	0-0	3	1	1	1	0	2	7
at DePaul	21	6-10	3-6	1-2	4	1	1	0	1	5	16
Louisville	27	3-4	2-2	1-1	3	0	1	0	0	2	3
Villanova	9	0-1	0-0	3-3	0	0	1	0	0	2	3
at Notre Dame	29	1-8	1-8	2-2	7	1	2	0	0	3	5
Pittsburgh*	27	0-4	0-3	2-2	5	0	2	0	0	3	2
vs. St. John's*	31	6-10	4-8	4-5	5	0	0	0	0	5	20
vs. Pittsburgh*	34	6-10	4-8	4-5	4	1	2	0	1	3	20
vs. Michigan St.*	25	2-7	2-6	0-0	4	0	0	0	0	5	6

2005-06 Statistics

	min	fg-a	3fg-a	ft-a	reb	ast	to	bk	st	pf	pts
Rice	24	3-6	2-3	1-2	8	8	2	1	0	1	9
Winthrop	20	1-3	0-2	0-0	0	0	1	0	1	2	2
vs. E. Washington	13	1-2	1-2	0-0	0	1	1	0	1	5	3
vs. Oral Roberts	25	3-4	0-1	5-6	4	1	1	0	2	2	11
vs. South Carolina	29	1-2	0-1	0-0	3	2	4	0	0	1	2
at Nebraska	8	0-2	0-1	1-2	3	0	3	0	0	2	1
South Dakota St.	19	5-5	1-1	0-0	3	2	1	0	1	1	11
Valparaiso	17	2-5	2-5	2-2	3	1	2	0	1	2	8
at Wisconsin	19	3-4	1-2	0-0	3	1	2	0	1	5	7
San Francisco	15	0-1	0-1	0-0	2	0	0	0	0	4	0
Oakland	19	1-6	1-4	0-0	1	1	1	0	0	1	3
Delaware St.	20	2-4	0-1	0-0	2	4	3	0	1	1	4
Lewis	16	2-4	1-2	0-0	2	4	3	0	0	3	5
Connecticut	11	0-2	0-0	0-0	3	1	0	0	0	5	0
Cincinnati	25	2-5	0-1	0-1	1	4	3	1	0	1	4
at Seton Hall*	23	0-2	0-2	1-2	3	1	3	0	0	3	1
at West Virginia*	28	3-7	1-5	0-0	3	1	3	0	1	3	7
at DePaul	20	0-1	0-1	0-2	2	1	0	0	1	5	0
Notre Dame	26	2-3	1-2	1-1	3	1	1	1	0	1	6
DePaul	30	6-10	6-7	0-0	2	0	3	0	3	1	18
at Pittsburgh	25	2-4	2-3	2-2	1	1	5	2	4	8	8
St. John's	17	2-5	2-5	2-2	0	1	1	1	1	3	8
at Villanova	22	1-2	0-1	0-0	5	0	4	0	0	2	2
at Rutgers	21	2-4	2-3	2-2	6	1	2	0	0	4	8
Georgetown	17	0-2	0-2	0-0	2	0	1	1	0	1	0
Pittsburgh	18	2-3	1-2	0-0	1	4	1	0	0	3	5
at Notre Dame	17	4-6	2-4	0-0	3	2	2	0	1	1	10
at Louisville	21	0-3	0-2	0-0	3	0	1	0	0	4	0
Providence	21	3-4	3-4	2-3	0	6	1	0	0	3	11
vs. Georgetown	16	1-2	1-2	0-0	0	1	1	0	0	0	3
vs. Alabama	15	2-4	0-2	2-2	3	1	1	0	2	4	6

Marquette Men's Basketball Game Notes

Page 31



CAREER GAME-BY-GAME STATISTICS

Dwight Burke

2006-07 Statistics												
	min	fg-a	3fg-a	ft-a	reb	ast	to	bk	st	pf	pts	
Hillsdale	6	1-1	0-0	0-0	2	0	0	0	0	0	2	
Idaho St.	2	0-1	0-0	0-0	1	0	0	0	0	0	0	
Detroit	4	0-0	0-0	0-0	0	0	0	2	0	0	0	
Eastern Michigan	12	1-2	0-0	1-3	2	0	0	1	0	3	3	
vs. Texas Tech	14	2-2	0-0	0-0	3	2	0	1	0	2	4	
vs. Duke	8	0-0	0-0	0-2	0	0	0	0	0	3	0	
at Valparaiso	7	0-0	0-0	0-0	0	0	1	0	1	4	0	
Northwestern St.	6	0-0	0-0	0-0	1	0	2	0	0	1	0	
North Dakota St.	11	0-1	0-0	0-0	3	0	0	0	0	0	1	
Delaware St.	8	0-0	0-0	0-2	2	0	0	0	0	2	0	
Wisconsin	7	0-0	0-0	0-0	0	0	0	0	1	0	0	
UMBC	17	0-3	0-0	0-2	3	0	1	2	0	1	0	
Oakland	5	0-1	0-0	0-0	0	0	1	0	0	2	0	
Morgan St.	6	0-0	0-0	0-0	1	0	0	0	0	1	0	
Savannah St.	6	0-0	0-0	0-0	0	0	0	0	0	0	0	
at Providence	4	0-0	0-0	0-0	0	0	0	0	0	2	0	
Syracuse	18	0-1	0-0	0-0	5	0	1	2	0	2	0	
at Connecticut	23	2-5	0-0	1-2	7	0	1	2	1	4	5	
West Virginia	13	1-1	0-0	3-4	4	0	0	0	0	2	5	
at Louisville	8	0-0	0-0	0-0	1	0	2	0	0	1	0	
at Pittsburgh	10	1-1	0-0	0-2	3	0	1	0	0	2	2	
Seton Hall	8	1-1	0-0	0-3	2	0	0	1	0	1	2	
at USF	11	0-2	0-0	0-0	4	1	2	0	0	2	0	
Providence	5	0-0	0-0	0-0	0	0	1	0	0	1	0	
Rutgers	7	0-1	0-0	1-2	1	0	0	0	0	1	1	
at Georgetown	8	0-1	0-0	1-2	2	0	0	0	0	0	1	
at DePaul	4	0-0	0-0	0-2	1	0	0	0	0	0	0	
Louisville	11	0-1	0-0	0-0	1	0	1	2	0	2	0	
Villanova	8	0-1	0-0	0-2	3	0	0	0	0	4	0	
at Notre Dame	19	1-3	0-0	0-0	5	0	0	1	1	2	2	
Pittsburgh	3	0-0	0-0	0-0	0	0	1	0	0	1	0	
vs. St. John's	11	0-1	0-0	1-2	3	0	0	0	1	3	1	
vs. Pittsburgh	9	0-0	0-0	0-0	0	0	1	0	0	2	0	
vs. Michigan St.	4	0-1	0-0	0-2	0	0	0	0	0	0	0	

2005-06 Statistics												
	min	fg-a	3fg-a	ft-a	reb	ast	to	bk	st	pf	pts	
Rice												DNP
Winthrop												DNP
vs. E. Washington	5	0-0	0-0	2-2	1	0	1	0	0	1	2	
vs. Oral Roberts	5	1-3	0-0	0-1	1	0	1	1	1	1	2	
vs. South Carolina												DNP
at Nebraska	2	0-0	0-0	0-0	0	0	0	0	0	1	0	
South Dakota St.	8	1-1	0-0	0-0	2	0	0	1	0	1	2	
Valparaiso	3	0-0	0-0	0-0	1	0	0	0	0	2	0	
at Wisconsin												DNP
San Francisco												DNP
Oakland	2	1-1	0-0	0-0	0	0	1	0	0	1	2	
Delaware St.	6	0-0	0-0	0-0	1	0	1	0	0	0	0	
Lewis	6	1-1	0-0	0-0	0	0	0	0	0	0	2	
Connecticut	7	1-1	0-0	1-2	0	0	1	0	0	2	3	
Cincinnati	1	0-0	0-0	0-0	0	0	0	0	0	0	0	
at Seton Hall	9	0-0	0-0	0-0	1	0	0	0	0	1	0	
at West Virginia	5	0-1	0-0	0-0	3	0	1	0	0	3	0	
at DePaul	0+	0-0	0-0	0-0	0	0	0	0	0	0	0	
Notre Dame												DNP
DePaul												DNP
at Pittsburgh												DNP
St. John's	5	0-0	0-0	0-0	0	0	0	0	0	0	0	
at Villanova	11	0-0	0-0	0-0	0	0	0	0	0	1	0	
at Rutgers	6	0-0	0-0	1-2	0	1	2	0	0	3	1	
Georgetown												DNP
Pittsburgh	6	0-0	0-0	0-0	1	0	1	0	0	3	0	
at Notre Dame	4	0-1	0-0	0-0	1	0	0	0	0	1	0	
at Louisville												DNP
Providence	12	0-3	0-0	2-2	3	0	0	1	0	0	2	
vs. Georgetown	2	0-0	0-0	0-0	0	0	0	0	0	3	0	
vs. Alabama												DNP

Lawrence Blackledge

2006-07 Statistics												
	min	fg-a	3fg-a	ft-a	reb	ast	to	bk	st	pf	pts	
Hillsdale	3	0-0	0-0	1-4	1	0	0	0	0	1	1	
Idaho St.	8	0-1	0-0	1-2	1	0	0	0	0	0	1	
Detroit	14	3-4	0-0	0-0	2	0	1	1	2	1	6	
Eastern Michigan	13	4-8	0-0	0-1	7	2	0	0	0	1	8	
vs. Texas Tech	3	1-1	0-0	0-0	1	0	0	0	0	0	2	
vs. Duke	2	0-0	0-0	0-0	0	0	0	0	0	0	0	
at Valparaiso	4	0-1	0-0	0-0	0	0	1	0	0	0	0	
Northwestern St.	7	1-4	0-0	1-2	5	1	1	1	1	1	3	
North Dakota St.	11	0-0	0-0	0-0	0	1	1	2	0	1	0	
Delaware St.	4	0-1	0-0	0-0	1	0	0	0	0	0	0	
Wisconsin												DNP
UMBC	12	2-2	0-0	0-0	2	1	1	1	0	2	4	
Oakland	3	0-0	0-0	2-2	0	1	0	0	0	0	2	
Morgan St.	20	3-6	0-2	0-0	3	2	0	1	2	1	6	
Savannah St.	10	0-0	0-0	0-0	3	0	2	0	0	0	0	
at Providence	0+	0-1	0-0	0-0	0	0	0	0	0	0	0	
Syracuse	2	0-1	0-0	0-0	1	0	2	0	0	0	0	
at Connecticut												DNP
West Virginia	1	0-1	0-0	0-0	0	0	0	0	0	0	0	
at Louisville												DNP
at Pittsburgh												DNP
Seton Hall												DNP
at USF												DNP
Providence												DNP
Rutgers	1	0-0	0-0	0-0	0	1	0	0	0	0	0	
at Georgetown	4	0-0	0-0	0-0	0	0	0	0	0	1	0	
at DePaul												DNP
Louisville												DNP
Villanova												DNP
at Notre Dame												DNP
Pittsburgh												DNP
vs. St. John's												DNP
vs. Pittsburgh												DNP
vs. Michigan St.												DNP

2005-06 Statistics												
	min	fg-a	3fg-a	ft-a	reb	ast	to	bk	st	pf	pts	
Rice	31	5-7	1-2	3-3	6	1	8	2	2	3	14	
Winthrop	23	2-4	1-1	1-2	4	2	2	1	2	3	6	
vs. E. Washington	27	5-6	0-0	5-5	6	4	2	0	3	3	15	
vs. Oral Roberts	26	3-5	0-0	2-2	2	5	6	1	2	1	8	
vs. South Carolina	25	2-4	1-1	2-2	4	0	2	0	2	0	7	
at Nebraska	32	1-5	0-2	5-5	2	2	4	1	2	4	7	
South Dakota St.*	18	3-6	0-0	3-4	0	1	3	0	4	5	9	
Valparaiso	29	4-10	0-2	4-4	4	4	1	1	2	2	12	
at Wisconsin	13	3-7	0-0	0-0	2	1	3	0	1	5	6	
San Francisco	32	6-14	1-3	2-5	1	2	3	0	3	3	15	
Oakland	27	8-12	1-3	1-1	7	5	2	0	3	2	18	
Delaware St.*	29	4-9	2-2	0-0	6	4	2	0	2	1	10	
Lewis*	26	5-9	1-1	0-0	6	2	5	1	0	0	11	
Connecticut*	35	7-22	1-5	4-6	12	2	4	0	2	3	19	
Cincinnati*	35	7-21	0-3	2-2	4	2	3	0	1	3	16	
at Seton Hall	37	3-10	1-2	2-3	4	3	6	2	3	2	9	
at West Virginia	32	4-9	0-0	1-2	5	3	5	0	1	4	9	
at DePaul	33	4-6	1-1	2-3	4	7	5	0	0	1	11	
Notre Dame*	30	6-9	0-0	0-2	3	5	5	3	5	3	12	
DePaul*	36	5-15	1-2	0-0	7	3	2	0	3	2	11	
at Pittsburgh*	34	5-12	0-2	0-4	2	5	3	1	3	4	10	
St. John's*	28	4-11	0-0	3-4	5	2	5	0	2	2	11	
at Villanova*	30	7-15	0-1	0-0	8	2	5	0	2	1	14	
at Rutgers	22	4-10	0-4	5-5	3	2	3	0	3	4	13	
Georgetown*	26	5-10	0-2	0-0	7	3	6	0	2	1	10	
Pittsburgh*	19	3-6	1-2	2-2	3	0	3	0	2	3	9	
at Notre Dame*	21	4-13	0-1	0-0	5	4	3	1	2	2	8	
at Louisville*	26	5-15	0-1	0-0	5	2	3	0	2	2	10	
Providence*	19	4-10	0-0	5-6	6	1	5	0	2	2	13	
vs. Georgetown*	26	5-12	0-2	0-0	4	3	5	0	1	2	10	
vs. Alabama*	26	5-8	0-1	0-0	3	3	3	0	0	4	10	

Jerel McNeal

2006-07 Statistics												
	min	fg-a	3fg-a	ft-a	reb	ast	to	bk	st	pf	pts	
Hillsdale	35	7-22	0-5	5-7	7	4	5	1	3	2	19	
Idaho St.*	32	5-16	1-7	2-4	4	3	5	0	6	4	13	
Detroit	27	3-8	1-3	0-1	2	7	3	2	3	3	7	

Marquette Men's Basketball Game Notes

Page 32



CAREER GAME-BY-GAME STATISTICS

Wesley Matthews

2006-07 Statistics												
	min	fg-a	3fg-a	ft-a	reb	ast	to	bk	st	pf	pts	
Hillsdale	.28	1-5	0-1	4-7	7	2	4	0	0	5	6	
Idaho St.*	.36	3-13	0-4	1-4	5	1	1	0	1	1	7	
Detroit	.24	6-9	3-4	0-0	8	1	0	0	1	1	15	
Eastern Michigan	.28	5-8	2-4	3-3	2	3	2	1	2	1	15	
vs. Texas Tech	.33	7-11	1-2	5-8	4	6	5	0	3	1	20	
vs. Duke	.30	2-9	1-2	3-4	4	0	1	0	1	2	8	
at Valparaiso*	.31	5-8	1-4	0-0	4	0	4	0	1	2	11	
Northwestern St.*	.32	5-11	0-3	4-5	8	5	4	0	2	0	14	
North Dakota St.*	.34	3-11	0-3	3-4	9	3	3	0	3	1	9	
Delaware St.*	.30	5-11	2-4	3-5	4	5	1	0	3	1	15	
Wisconsin	.34	3-11	0-3	3-3	4	1	3	0	3	5	9	
UMBC*	.28	2-4	0-1	0-2	4	1	1	0	0	0	4	
Oakland	.35	4-7	0-1	2-4	4	2	2	0	1	3	10	
Morgan St.*	.24	3-6	0-2	2-2	6	6	0	0	0	3	8	
Savannah St.*	.29	7-8	2-2	6-10	9	0	2	2	0	2	22	
at Providence*	.24	6-18	1-4	1-2	5	1	2	0	2	4	14	
Syracuse*	.34	6-18	0-3	2-3	8	5	5	1	1	4	14	
at Connecticut*	.34	3-5	0-0	4-6	8	2	5	0	2	2	10	
West Virginia*	.36	5-6	0-1	3-5	1	3	1	0	2	3	13	
at Louisville*	.36	5-6	3-4	4-6	5	1	1	0	1	2	17	
at Pittsburgh*	.33	2-5	0-1	10-11	3	1	0	0	3	4	14	
Seton Hall*	.38	6-13	0-0	10-12	5	2	4	0	4	2	22	
at USF*	.35	2-11	0-1	8-8	6	2	0	0	1	0	12	
Providence*	.30	1-6	0-2	10-10	2	1	5	0	0	4	12	
Rutgers*	.31	4-8	0-1	2-4	6	1	2	0	0	5	10	
at Georgetown*	.19	1-3	0-1	0-0	2	1	2	0	0	5	11	
at DePaul*	.28	3-9	1-3	5-6	9	2	5	0	1	4	12	
Louisville*	.33	2-7	0-3	4-5	5	2	2	0	3	2	8	
Villanova*	.27	2-5	0-1	12-12	7	2	3	0	3	1	16	
at Notre Dame*	.22	7-8	1-2	2-3	4	1	1	0	0	5	17	
Pittsburgh	.36	7-15	1-3	5-7	3	4	3	0	3	2	20	
vs. St. John's	.34	2-9	2-4	9-10	5	4	0	0	0	3	15	
vs. Pittsburgh	.35	6-11	1-2	6-6	7	3	4	0	1	3	19	
vs. Michigan St.	.31	2-9	1-4	5-6	6	1	6	1	1	6	10	

2005-06 Statistics												
	min	fg-a	3fg-a	ft-a	reb	ast	to	bk	st	pf	pts	
Rice*	.15	3-4	0-0	1-1	1	1	4	0	1	3	7	
Winthrop*	.29	4-7	1-3	2-2	3	2	3	0	1	3	11	
vs. E. Washington*	.17	2-5	0-0	8-10	5	0	1	0	2	4	12	
vs. Oral Roberts*	.20	1-7	0-0	0-0	3	1	1	0	0	3	2	
vs. South Carolina*	.30	3-9	1-2	2-2	6	5	1	0	1	0	9	
at Nebraska*	.29	4-10	1-1	9-11	7	4	4	1	2	4	18	
South Dakota St.*	.25	3-7	1-1	3-6	3	4	4	1	6	1	10	
Valparaiso*	.32	2-10	0-2	0-0	2	6	3	0	4	2	4	
at Wisconsin*	.32	2-12	1-3	4-4	3	0	0	0	1	4	9	
San Francisco*	.27	1-7	0-0	5-6	7	3	2	1	2	1	7	
Oakland*	.29	7-12	3-4	4-5	5	2	2	1	1	2	21	
Delaware St.*	.28	3-4	2-2	4-4	3	2	5	0	3	1	12	
Lewis*	.30	1-9	0-3	0-0	13	5	2	0	1	3	2	
Connecticut											DNP	
Cincinnati											DNP	
at Seton Hall											DNP	
at West Virginia											DNP	
at DePaul											DNP	
Notre Dame											DNP	
DePaul											DNP	
at Pittsburgh											DNP	
St. John's	.17	0-3	0-0	0-0	3	4	0	0	0	1	0	
at Villanova	.9	2-2	0-0	0-0	0	1	4	0	0	1	4	
at Rutgers	.26	3-7	0-1	3-4	4	1	0	0	0	3	9	
Georgetown	.21	1-3	0-1	0-0	4	1	3	0	0	2	2	
Pittsburgh	.26	5-8	1-2	2-2	4	3	3	0	0	1	13	
at Notre Dame	.24	0-4	0-0	3-4	1	2	3	1	1	1	3	
at Louisville	.32	3-10	1-3	3-4	4	0	0	0	1	3	10	
Providence	.27	7-8	2-2	2-3	0	6	1	0	0	3	11	
vs. Georgetown	.24	4-7	0-1	6-7	6	1	1	0	1	2	14	
vs. Alabama	.24	4-8	0-1	2-5	3	2	2	0	0	2	10	

Lazar Hayward

2006-07 Statistics												
	min	fg-a	3fg-a	ft-a	reb	ast	to	bk	st	pf	pts	
Hillsdale	.16	3-5	0-0	0-0	5	0	0	0	1	2	6	
Idaho St.	.7	1-3	0-0	0-0	0	0	0	0	0	0	2	
Detroit	.17	5-8	2-4	2-2	3	0	1	0	4	1	14	
Eastern Michigan	.14	5-12	2-4	1-2	8	1	1	2	1	0	13	
vs. Texas Tech	.18	1-6	0-4	1-2	6	0	3	0	1	3	3	
vs. Duke	.10	1-2	0-1	0-0	2	0	1	0	0	1	2	
at Valparaiso	.15	4-7	0-1	0-1	1	0	1	0	0	3	8	
Northwestern St.	.11	2-3	0-1	0-0	1	0	0	0	0	3	4	
North Dakota St.	.18	2-8	0-2	2-2	4	0	1	0	0	2	6	
Delaware St.	.12	0-1	0-0	0-0	2	0	2	0	0	3	0	
Wisconsin	.21	5-12	0-4	0-0	8	0	1	0	1	2	10	
UMBC	.16	6-11	0-1	1-4	7	0	3	1	1	2	13	
Oakland	.14	2-4	0-0	2-4	2	0	0	0	0	3	6	
Morgan St.	.20	3-7	0-1	2-2	6	0	1	0	1	8		
Savannah St.	.13	0-2	0-1	2-4	3	1	1	0	1	1	2	
at Providence	.21	2-9	0-1	8-8	5	0	1	0	1	2	12	
Syracuse*	.18	2-3	0-0	3-4	5	0	1	0	1	1	7	
at Connecticut*	.13	1-5	0-1	0-0	2	0	0	0	2	3	2	
West Virginia*	.13	1-1	1-1	1-2	0	0	0	0	0	4		
at Louisville*	.8	1-1	0-0	0-0	1	0	0	0	0	1	2	
at Pittsburgh*	.9	2-5	0-1	0-0	1	0	3	0	1	3	4	
Seton Hall*	.16	3-4	0-1	1-4	3	0	0	0	0	3	7	
at USF*	.13	0-3	0-1	1-2	2	0	1	0	1	2	1	
Providence*	.13	2-5	0-0	1-2	5	1	1	0	2	3	5	
Rutgers*	.10	2-3	1-2	0-0	3	0	0	0	0	0	5	
at Georgetown*	.17	4-7	1-1	5-5	4	0	0	0	0	1	14	
at DePaul*	.19	2-4	0-0	0-2	8	0	1	0	0	4	4	
Louisville*	.16	1-3	0-0	2-2	3	3	2	0	0	2	4	
Villanova*	.28	5-7	2-3	6-8	4	0	1	0	0	5	18	
at Notre Dame	.20	1-5	0-3	0-0	3	1	1	0	0	4	2	
Pittsburgh	.28	3-10	0-2	1-2	6	1	1	0	1	4	7	
vs. St. John's	.26	5-13	1-4	3-5	7	1	2	0	0	1	14	
vs. Pittsburgh	.15	4-10	0-2	3-3	2	1	1	0	0	4	11	
vs. Michigan St.	.25	2-5	0-1	0-0	4	0	2	0	0	3	4	

2005-06 Statistics												
	min	fg-a	3fg-a	ft-a	reb	ast	to	bk	st	pf	pts	
Rice	.6	2-2	0-0	0-0	2	0	2	1	0	0	4	
Winthrop	.21	1-2	0-0	5-6	3	1	1	1	1	3	7	
vs. E. Washington*	.6	0-0	0-0	2	0	2	0	0	0	4	0	
vs. Oral Roberts*	.16	4-5	0-0	4-6	5	0	0	0	0	5	12	
vs. South Carolina*	.19	2-4	0-0	0-0	3	2	1	0	0	0	4	
at Nebraska*	.15	0-0	0-0	1-3	5	0	0	0	0	2	3	
South Dakota St.*	.15	5-5	0-0	1	2	2	1	1	1	1	10	
Valparaiso*	.17	2-3	0-0	1-2	4	0	2	0	0	2	5	
at Wisconsin*	.8	0-0	0-0	0-0	4	0	3	0	0	1	0	
San Francisco*	.1	0-0	0-0	0-0	0	0	0	0	0	1	0	
Oakland	.6	1-1	0-0	1-1	1	0	0	0	0	0	2	
Delaware St.	.3	0-0	0-0	1	0	0	0	0	0	0	0	
Lewis	.6	0-0	0-0	0-0	2	0	1	0	1	0	0	
Connecticut	.15	3-4	0-0	1-2	4	4	0	0	1	0	7	
Cincinnati	.15	3-6	0-0	2	1	1	0	0	0	4	6	
at Seton Hall	.9	2-4	0-0	1-2	4	0	0	0	0	1	0	
at West Virginia	.10	0-0	0-0	2	2	1	0	0	0	0	0	
at DePaul	.14	3-7	0-0	1-2	3	0	0	0	1	2	7	
Notre Dame	.11	1-2	0-0	0-0	5	0	0	0	1	0	1	
DePaul	.14	3-7	0-0	1-2	3	0	0	0	1	2	7	
at Pittsburgh*	.9	2-5	0-0	0-0	2	2	1	0	0	1	4	
St. John's	.20	4-5	0-0	2-3	5	2	1	0	0	5	10	
at Villanova	.18	1-2	0-0	1-2	3	0	2	2	1	0	3	
at Rutgers	.12	0-0	0-0	0-0	0	0	1	1	0	1	0	
Georgetown*	.23	2-3	0-0	4	0	0	1	0	2	2	4	
Pittsburgh*	.17	0-0	0-0	1-3	5	0	1	1	2	3	1	
at Notre Dame*	.15	3-4	0-0	1-1	6	2	0	0	0	1	7	
at Louisville*	.18	2-3	0-0	4-4	4	0	0	0	0	4	4	
Providence	.16	5-8	0-0	3-5	5	0	3	0	1	3	13	
vs. Georgetown*	.20	2-3	0-0	0-0	1	0	0	1	0	1	4	
vs. Alabama*</												

Marquette Basketball
Marquette Combined Team Statistics (as of Nov 12, 2007)
All games

RECORD:	OVERALL	HOME	AWAY	NEUTRAL
ALL GAMES.....	(2-0)	(2-0)	(0-0)	(0-0)
CONFERENCE.....	(0-0)	(0-0)	(0-0)	(0-0)
NON-CONFERENCE.....	(2-0)	(2-0)	(0-0)	(0-0)

## Player	GP-GS	Min--Avg	---TOTAL---		---3-PTS---		---REBOUNDS---				PF	FO	A	TO	Blk	Stl	Pts	Avg		
			FG-FGA	Pct	3FG-FGA	Pct	FT-FTA	Pct	Off	Def									Tot	Avg
22 MCNEAL, Jerel.....	2-2	59 29.5	11-25	.440	1-3	.333	4-8	.500	7	6	13	6.5	4	0	4	7	1	5	27	13.5
01 JAMES, Dominic.....	2-2	62 31.0	7-18	.389	2-7	.286	9-11	.818	1	0	1	0.5	4	0	4	2	1	6	25	12.5
32 HAYWARD, Lazar.....	2-0	40 20.0	9-12	.750	0-2	.000	4-5	.800	2	7	9	4.5	2	0	2	1	1	0	22	11.0
10 CUBILLAN, David....	2-0	42 21.0	7-17	.412	4-14	.286	3-3	1.000	1	1	2	1.0	2	0	5	1	0	2	21	10.5
23 MATTHEWS, Wesley...	2-2	57 28.5	7-12	.583	1-5	.200	1-2	.500	2	9	11	5.5	4	0	4	6	0	1	16	8.0
12 BURKE, Dwight.....	2-2	40 20.0	6-8	.750	0-0	.000	2-2	1.000	4	6	10	5.0	5	0	0	1	0	0	14	7.0
05 FITZGERALD, Dan....	2-2	37 18.5	3-9	.333	3-9	.333	2-2	1.000	4	3	7	3.5	2	0	3	1	0	1	11	5.5
02 ACKER, Maurice.....	2-0	21 10.5	1-3	.333	1-3	.333	0-1	.000	0	2	2	1.0	3	0	3	3	0	1	3	1.5
41 BARRO, Ousmane.....	2-0	36 18.0	1-2	.500	0-0	.000	1-2	.500	3	4	7	3.5	6	0	2	3	2	1	3	1.5
21 BLACKLEDGE, Lawrenc	1-0	6 6.0	0-0	.000	0-0	.000	0-0	.000	0	1	1	1.0	1	0	0	0	0	1	0	0.0
TEAM.....									0	2	2	1.0	0			1				

Total.....	2	400	52-106	.491	12-43	.279	26-36	.722	24	41	65	32.5	33	0	27	26	5	18	142	71.0
Opponents.....	2	400	44-103	.427	18-39	.462	17-27	.630	21	32	53	26.5	37	-	28	32	3	9	123	61.5

TEAM STATISTICS	MU	OPP	DATE	OPPONENT	W/L	SCORE	ATTEND
SCORING.....	142	123	11/10/07	IUPUI	W	76-68	13991
Points per game.....	71.0	61.5	01/12/07	UTAH VALLEY STATE	W	66-55	12992
Scoring margin.....	+9.5	-					
FIELD GOALS-ATT.....	52-106	44-103					
Field goal pct.....	.491	.427					
3 POINT FG-ATT.....	12-43	18-39					
3-point FG pct.....	.279	.462					
3-pt FG made per game..	6.0	9.0					
FREE THROWS-ATT.....	26-36	17-27					
Free throw pct.....	.722	.630					
REBOUNDS.....	65	53					
Rebounds per game.....	32.5	26.5					
Rebounding margin.....	+6.0	-					
ASSISTS.....	27	28					
Assists per game.....	13.5	14.0					
TURNOVERS.....	26	32					
Turnovers per game.....	13.0	16.0					
Turnover margin.....	+3.0	-					
Assist/turnover ratio..	1.0	0.9					
STEALS.....	18	9					
Steals per game.....	9.0	4.5					
BLOCKS.....	5	3					
Blocks per game.....	2.5	1.5					
WINNING STREAK.....	2	-					
Home win streak.....	2	-					
ATTENDANCE.....	26983	0					
Home games-Avg/Game....	2-13492	0-0					
Neutral site-Avg/Game..	-	0-0					

SCORE BY PERIODS:	1st	2nd	Total
Marquette.....	71	71	- 142
Opponents.....	65	58	- 123