



MARQUETTE
BASKETBALL

The No. 8/10 Marquette University men's basketball team returns home for a BIG EAST Conference showdown with first-place Connecticut Wednesday night at the Bradley Center. The Golden Eagles will put their 17-game home court winning streak on the line against the No. 2/2 Huskies. ESPN will feature Marquette's 10th national broadcast of the season, which tips at 6 p.m. CT. Dan Shulman (play-by-play), Dick Vitale (analyst) and Allen Hopkins (reporter) will call the action from courtside.

Ranked Opponent Nothing New For MU In League Play

The fourth-ranked Huskies will mark the eighth nationally ranked opponent for the Golden Eagles and the first of three-straight games against programs currently ranked in the top-10.

Connecticut owns the second spot in the latest Associated Press poll, which was released Monday afternoon. The Golden Eagles will face No. 6 Louisville on March 1 and top-ranked Pittsburgh on March 7. Both of those contests will come on the road.

UConn is the highest ranked opponent to visit the Bradley Center since the Huskies came to Milwaukee as the nation's No. 2 program during the 2005-06 season. The matchup as the first ever for MU in the BIG EAST Conference and resulted in a 94-79 Marquette victory. Former standout Steve Novak led the way with 41 points and 16 rebounds in that game.

DATE: February 25, 2009

TIP-OFF: 6 p.m. CT

LOCATION: Bradley Center (18,600) - Milwaukee, Wis.

TELEVISION: ESPN will feature Marquette's 10th national broadcast of the season. Dan Shulman (play-by-play) and Dick Vitale (analyst) will call the action, with Allen Hopkins serving as the sideline reporter.

RADIO: ESPN Radio 540 AM is the flagship station for the Marquette Radio Network. Steve "The Homer" True (play-by-play) and Jim McIlvaine (analyst) will call the action all season long.

MU'S LAST TIME OUT: The Golden Eagles pulled away for a 78-72 victory at Georgetown. Senior Wesley Matthews led three MU players with 23 points and Lazar Hayward chipped in 17 points and 11 rebounds.

UConn's LAST TIME OUT: Connecticut held off USF to earn a 64-50 victory at home. Center Hasheem Thabeet led the way with 21 points and forward Jeff Adrien added nine points and 15 rebounds.

SERIES HISTORY: Marquette leads 2-1

LAST MEETING: UConn 89, MU 73 (January 20, 2008)

MU CONTACT INFO: Scott Kuykendall handles all of the media relations duties for the Marquette men's basketball program and can be reached at 414.288.4794 [w]/414.807.3490 [c] or scott.kuykendall@marquette.edu.

WEB SITE: GoMarquette.com

UConn CONTACT INFO: Kyle Muncy handles the media relations duties for UConn and can be reached at 860.486.3531 or kyle.muncy@uconn.edu.

WEB SITE: UConnHuskies.com

2008-09 Game Notes

Marquette Golden Eagles
(23-4, 12-2 BIG EAST)

vs. **ESPN**

Connecticut Huskies
(25-2, 13-2 BIG EAST)

MU SCOREBOARD

DATE	OPPONENT	RESULT/TIME
Nov. 14	Houston Baptist	W, 95-64
Nov. 17	Chicago State	W, 106-87
Nov. 22	Milwaukee	W, 100-80
Nov. 25	Texas Southern	W, 85-68
Chicago Invitational		
Nov. 28	vs. Northern Iowa	W, 73-43
Nov. 29	vs. Dayton	L, 89-75
Dec. 2	Central Michigan	W, 81-67
Dec. 6 ^{rv/22}	Wisconsin	W, 61-58
Dec. 13	IPFW	W, 69-50
BIG EAST/SEC Invitational		
Dec. 16 ^{16/19}	vs. Tennessee	L, 80-68
Dec. 19	Western Carolina	W, 94-77
Dec. 22	at North Carolina St.	W, 68-65
Dec. 28	Presbyterian	W, 84-45
Jan. 1 ^{15/13}	Villanova #	W, 79-72
Jan. 4	Cincinnati #	W, 84-50
Jan. 7	at Rutgers #	W, 81-76
Jan. 10 ^{25/22}	West Virginia #	W, 75-53
Jan. 17	at Providence #	W, 91-82
Jan. 24	DePaul #	W, 79-70
Jan. 26 ^{rv/22}	at Notre Dame #	W, 71-64
Jan. 31 ^{25/23}	Georgetown #	W, 94-82
Feb. 3	at DePaul #	W, 76-61
Feb. 6	at USF #	L, 57-56
Feb. 10 ^{13/13}	at Villanova #	L, 102-84
Feb. 14	St. John's #	W, 73-59
Feb. 17	Seton Hall #	W, 79-67
Feb. 21	at Georgetown #	W, 78-72
Feb. 25 ^{2/2}	Connecticut #	6 p.m.
Mar. 1 ^{6/6}	at Louisville #	11 a.m.
Mar. 4 ^{1/1}	at Pittsburgh #	6:30 p.m.
Mar. 7	Syracuse #	1 p.m.

BIG EAST Championship

Mar. 10-14 vs. TBA (Madison Square Garden)

- indicates BIG EAST Conference game

All game times CT subject to change.

in front of the

"We didn't play perfect at all in the first half, but we did a good enough job to stick around. When we got into that second half, our toughness just really took over. We started doing an unbelievable job on the glass, taking care of the ball and sharing the ball at a very high rate."

-- Jerel McNeal on the key to victory at Georgetown





MEDIA SERVICES

ASST. AD/MBB SID: . . . Scott Kuykendall
Email: . . . scott.kuykendall@marquette.edu
Work Phone: 414-288-4794
Cell Phone: 414-807-3490
ASST. DIRECTOR: Luke LeNoble
Email: lucas.lenoble@marquette.edu
Work Phone: 414-288-6980
Cell Phone: 414-313-2238
Website: GoMarquette.com
Fax: 414-288-6519

CREDENTIALS

Credential requests are now available online by visiting <http://www.sportssystem.com/Marquette/>.

Requests will be confirmed or denied via email and may be picked up at the Al McGuire Center or at the arena control entrance of the Bradley Center on game day (beginning two hours before tip).

Please contact Scott Kuykendall with any questions.

PARKING

Parking is not available to home and visiting members of the media. There are several parking structures available within walking distance of the Bradley Center.

INTERVIEW POLICY

Please contact Scott Kuykendall to arrange an interview with Marquette head coach Buzz Williams, a member of the coaching staff or a player.

MU players will not disclose their home phone numbers or their cellular phone numbers so please do not request that information. Players have been asked to politely decline interviews that have not been cleared with the MU Media Relations Office. All telephone interviews will take place from either the Media Relations Office or the Men's Basketball Office. Player interviews will not be conducted on gamedays until standard post-game procedures occur.

Marquette practices are generally closed to the media. Please contact Kuykendall if you wish to attend practice. MU practices are scheduled from 3 p.m. to 6 p.m. on weekdays but are subject to change, so please contact Kuykendall in advance.

Home Court Winning Streak Among Best In Nation

Dating back to last season, Marquette has claimed 17-straight victories at the Bradley Center.

The team's winning streak is the fourth-longest active victorious run in the nation through games of Feb. 22 (courtesy of Stats, Inc.). The last team to defeat MU at home was Georgetown (70-68, March 1, 2008).

The current streak began on March 4, 2008 with a 67-37 victory over Florida Gulf Coast and includes a perfect 16-0 mark in 2008-09. The Golden Eagles own an impressive 271-76 (78.0 winning percentage) at the Bradley Center since the 1988-89 campaign.

Utah State's 32-game run at home is currently tops in the nation. Fellow BIG EAST member Pittsburgh is second with 19 straight. MU visits the Panthers on March 4.

Active Home Winning Streaks

Utah State	32
Oklahoma	19
Cornell	19
Pittsburgh	19
Dayton	18
MARQUETTE	17
Missouri	17
Florida.....	17

McNeal Adds Another Trophy To His Collection

Senior Jerel McNeal now tops the MU record book in a third category following his 22-point effort at Georgetown Saturday afternoon.

Already the squad's all-time leading scorer (1,831 points) and top steals producer (275), McNeal became the program's all-time leader in field goals made (679) with his fifth basket against Georgetown. The Chicago, Ill., native surpassed the previous mark of 674, set by Bo Ellis (1973-77).

Only former standout Steve Novak owns the No. 1 career spot in four categories (3-pointers made and attempted, 3-point field goal percentage and free throw percentage).

Eight Has Been Enough For Butler, MU Looking For More

Marquette's starting unit has handled a majority of the scoring load this season and as a result the group is accounting for 86.4 percent of the team's offensive output.

The lone consistent offensive performer off the bench this season has been sophomore forward Jimmy Butler. The Tomball, Texas, native has scored eight points in each of the last three games. He has combined to shoot 76.9 percent (10-of-13) from the field in those contests and has also chipped in an average of 5.3 rebounds per outing.

Butler has accounted for 68.9 percent (73-of-106) of the bench corps scoring during league games in 2008-09.

MU's Starting Lineup Entered In Ink, Not Pencil

Marquette's starting unit (Dwight Burke, Lazar Hayward, Dominic James, Wesley Matthews and Jerel McNeal) has been on the court for the opening whistle in each of the teams 27 outings in 2008-09.

Only six schools (MU, Butler, Clemson, Mount St. Mary's, Oklahoma and North Dakota State) in all of NCAA Division I have featured just one starting lineup this season.



INJURY REPORT	
Player (Injury)	Status
None	

STAT COMPARISON	
	MU UCONN
Overall Record:	23-425-2
Scoring Offense:	80.076.1
Scoring Defense:	68.160.7
3-PT FG Percentage:	35.035.7
FT Percentage:	70.568.8

INDIVIDUAL LEADERS	
SCORING	
MU	UCONN
McNeal20.0	Adrien13.8
Matthews18.7	Thabeet13.4

REBOUNDING	
MU	UCONN
Hayward8.6	Thabeet10.5
Matthews5.3	Adrien10.2

FIELD GOAL PERCENTAGE	
MU	UCONN
Hazel70.4	Thabeet64.6
Burke66.7	Edwards62.5

FREE THROW PERCENTAGE	
MU	UCONN
Hayward . . .83.0	Walker77.5
Matthews . . .81.6	Austrie76.1

CAREER GAMES PLAYED				
	Career Games	Career Starts	Consec. Games	Consec. Starts
Acker	60	1	--	--
Burke	116	44	97	27
Butler	27	--	27	--
Cubillan	92	1	3	--
Frozena	17	--	--	--
Fulce	8	--	--	--
Hayward	96	76	96	60
Hazel	35	--	--	--
James	127	126	127	41
Matthews	119	109	105	96
McNeal	122	122	62	62
Otule	7	--	--	--

PROBABLE STARTERS						
Marquette						
NAME	POS.	PPG.	RPG.	APG.	FG%	FT%
Dominic James	G	11.7	3.6	5.3	.423	.461
Jerel McNeal	G	20.0	4.7	4.2	.482	.720
Wesley Matthews	G	18.7	5.3	2.5	.430	.816
Lazar Hayward	F	16.6	8.6	1.2	.464	.830
Dwight Burke	F	2.7	3.7	0.2	.667	.481
Connecticut						
NAME	POS.	PPG.	RPG.	APG.	FG%	FT%
A.J. Price	G	12.3	3.3	4.4	.412	.690
Craig Austrie	G	7.7	1.7	1.9	.387	.761
Jeff Adrien	F	13.8	10.2	1.4	.507	.643
Stanley Robinson	F	5.6	4.3	1.2	.469	.577
Hasheem Thabeet	C	13.4	10.5	0.5	.646	.630

Hayward Uses Strong Second Half To Double Up Hoyas

Junior Lazar Hayward posted a strong second-half performance at Georgetown to claim his sixth double-double of the campaign.

The Buffalo, N.Y., native finished with 17 points and 11 rebounds in 37 minutes of action. He has now reached double digits in rebounds on three occasions in BIG EAST play, in which he owns three double-doubles in 2008-09.

In possession of just seven points and three rebounds at halftime, Hayward collected 10 points and eight boards following the intermission.

Matthews Paces Team Offensively In Back-To-Back Outings

Following a three-game stretch that saw Wesley Matthews contribute just 12.0 points per game, the senior guard has now led the squad in scoring in each of the past two outings.

As a result, Matthews was named to the BIG EAST Honor Roll after averaging 23.5 points, 3.5 rebounds and 3.5 assists in wins over Seton Hall and Georgetown. He combined to shoot 16-of-28 (57.1 percent) from the field and 75.0 percent (9-of-12) from the free throw line. The Madison, Wis., native netted a game-high 24 points in the win over Seton Hall and knocked down a personal-best five treys in the victory at Georgetown.

Golden Eagles Claim 10th BIG EAST Win, Again

MU claimed the team's 10th league victory of the season with the 73-59 decision over St. John's, reaching the 10-win mark for the fourth-straight year.

Marquette now owns 12 league victories, which marks the highest total since the program joined the BIG EAST.

Of the 16 teams in the BIG EAST since 2005-06, only MU and Pittsburgh have captured at least 10 victories in each of the the last four campaigns.

Marquette is currently 43-21 in league play since joining the BIG EAST and the program's total victories is the third-best mark since the 2005-06 season. Last year, MU finished 11-7 in conference action and earned the No. 6 seed in the league tournament.

STATISTICAL COMPARISON																			
Team	G	FG	FGA	PCT	3PT	3PA	PCT	FT	FTA	PCT	REB	AVG	PF-DQ	A	TO	BS	ST	PTS	AVG
Connecticut	27	722	1519	.475	123	345	.357	488	709	.688	1124	41.6	329-3	409	331	206	158	2055	76.1
Marquette	27	733	1559	.470	185	528	.350	580	721	.705	966	35.8	491-13	438	322	86	229	2159	80.0



MARQUETTE IN THE BIG EAST STATS

through games of Feb. 22

Team

SCORING OFFENSE:	1st (80.0)
SCORING DEFENSE:	11th (68.1)
FT PERCENTAGE:	6th (70.5)
FG PERCENTAGE:	5th (47.0)
ASSISTS:	5th (16.2)
STEALS:	2nd (8.5)
BLOCKED SHOTS:	13th (3.2)
FG PCT. DEFENSE:	13th (43.9)
OFFENSIVE REBOUNDS:	14th (11.8)
DEFENSIVE REBOUNDS:	9th (24.0)
3-PT FG'S MADE:	5th (185)

Individual

SCORING

Jerel McNeal	3rd (20.0 ppg.)
Wesley Matthews	4th (18.7 ppg.)
Lazar Hayward	14th (16.0 ppg.)

FREE THROW PERCENTAGE

Lazar Hayward	4th (.830)
Wesley Matthews	5th (.816)

REBOUNDING

Lazar Hayward	8th (8.6 rpg.)
---------------	----------------

STEALS

Dominic James	2nd (2.3 spg.)
Jerel McNeal	3rd (2.2 spg.)

ASSISTS

Dominic James	3rd (5.3 apg.)
---------------	----------------

ASSIST-TO-TURNOVER RATIO

Dominic James	2nd (2.8)
---------------	-----------

marks!FOR SUCCESS

when James, Matthews & McNeal all reach double figures in game31-8
 when McNeal grabs five-or-more rebounds54-7
 when McNeal & Matthews each grab four-or-more rebounds.....48-11
 when McNeal & Matthews combine for 10-or-more rebounds44-10
 when James dishes out five-or-more assists.....53-18

2008-09 MARQUETTE ROSTER

NO.	NAME	POS.	HT.	WT.	CL.	HOMETOWN
1	Dominic James	G	5-11	185	Sr.	Richmond, Ind. <i>Now tied with Ousmane Barro for career games played with 127</i>
2	Maurice Acker	G	5-8	165	Jr.	Hazel Crest, Ill. <i>Dished out four assists in 10 minutes at DePaul</i>
4	Patrick Hazel	F	6-7	220	So.	Queens, N.Y. <i>Collected two points, two rebounds and a block in 10 minutes at Villanova</i>
10	David Cubillan	G	6-0	175	Jr.	Maracaibo, Venezuela <i>Nine of his 12 field goals are from behind the 3-point line</i>
12	Dwight Burke	F	6-8	250	Sr.	Brooklyn, N.Y. <i>MU is 36-8 with Burke in the starting lineup since last season</i>
21	Joseph Fulce	F	6-7	205	So.	Plano, Texas <i>Netted career-best six points at Providence, all in the first half</i>
22	Jerel McNeal	G	6-3	200	Sr.	Chicago, Ill. <i>MU's all-time leader in points (1,831 points), steals (275) and field goal attempts (679)</i>
23	Wesley Matthews	G	6-5	220	Sr.	Madison, Wis. <i>96 consecutive starts is the 12th-best active streak in the nation</i>
32	Lazar Hayward	F	6-6	225	Jr.	Buffalo, N.Y. <i>Picked up sixth double-double in 2008-09 with 17 points and 11 boards vs. the Hoyas</i>
33	Jimmy Butler	G/F	6-6	215	So.	Tomball, Texas <i>95.2 percent of his points this year have come in the lane or at the charity stripe</i>
42	Chris Otule	C	6-10	250	Fr.	Richmond, Texas <i>Scored four points, grabbed two rebounds and blocked two shots against UC</i>
45	Robert Frozena *	G	6-1	190	So.	Sherwood, Wis. <i>Walk-on who netted his first career basket in the win over Seton Hall</i>
55	Liam McMorrow #	C	7-0	250	So.	Toronto, Ontario <i>Will redshirt in 2008-09 after transferring from Durham College in Canada</i>

* = walk-on # = will redshirt in 2008-09 due to NCAA transfer rules

Head Coach: Buzz Williams (Oklahoma City, 1994)

Assistant Coaches: Tony Benford (Texas Tech, 1992), Aki Collins (Clark Atlanta, 1997)
Dale Layer (Eckerd, 1980)

Dir. of Basketball Operations: Scott Monarch (Mississippi Valley St., 1986).

Coor. of Basketball Operations: Brad Autry (NW Oklahoma St., 1991)

Basketball Technology Assistant: Jake Nelp (Colorado St., 2001)

Seniors Leaving Mark In Career Record Book

Two more career records fell Saturday afternoon in the win over Georgetown as Jerel McNeal claimed the field goals made mark and Dominic James played in his school-best 127th game.

The senior class now owns a total of six career records.

The four members of the 2008-09 senior class currently account for a total of 21 listings in the 18 categories that make up the career top-10 lists.

The performances of the players to this point in their respective final campaigns has already accounted for 11 listings in the senior year top-10 categories.

Senior Class Career Records

PointsMcNeal
StealsMcNeal
FG's AttemptedJames
FT's MadeMatthews
Field Goals MadeMcNeal
Games PlayedJames

McNeal Passes Thompson For School's Scoring Mark

With a 3-pointer at the 6:12 mark of the second half at Villanova on Feb. 10, senior Jerel McNeal broke George Thompson's 40-year-old scoring record at Marquette.

McNeal currently owns 1,831 career points, surpassing the three-year total of 1,773 posted by Thompson from 1966-69. Previous to McNeal, the closest any MU player ever got to Thompson was Butch Lee (1974-78), who finished with 1,735 points.



Associated Press Top 25

1.	Pittsburgh (69) 25-2	1,797
2.	Connecticut (1) 25-2	1,692
3.	Oklahoma (2) 25-2	1,643
4.	North Carolina 24-3	1,556
5.	Memphis 24-3	1,543
6.	Louisville 21-5	1,403
7.	Duke 22-5	1,228
8.	Marquette 23-4	1,169
9.	Michigan State 21-5	1,136
10.	Villanova 22-5	1,125
11.	Missouri 23-4	1,094
12.	Clemson 22-4	1,050
13.	Wake Forest 20-5	992
14.	Arizona State 21-5	869
15.	Kansas 22-5	812
16.	Purdue 21-6	765
17.	Gonzaga 21-5	661
18.	LSU 23-4	541
19.	Xavier 22-5	413
20.	Illinois 22-6	364
21.	Washington 20-7	291
22.	UCLA 20-7	268
23.	Florida State 21-6	217
24.	Butler 23-4	192
25.	Texas 18-8	162

Others Receiving Votes

Utah 108, West Virginia 96, Syracuse 53, Arizona 33, Dayton 21, Creighton 21, Utah State 16, Florida 14, California 11, Siena 9, South Carolina 8, Penn State 8, Saint Mary's 5, Davidson 3, Minnesota 3, Kansas State 3, Brigham Young 2, American University 1, Kentucky 1, Maryland 1.

ESPN/USA Today Top 25

1.	Pittsburgh (30) 25-2	774
2.	Connecticut (1) 25-2	721
3.	Oklahoma 25-2	691
4.	Memphis 24-3	682
5.	North Carolina 24-3	668
6.	Louisville 21-5	585
7.	Duke 22-5	559
8.	Missouri 23-4	517
9.	Michigan State 21-5	511
10.	Marquette 23-4	471
11.	Arizona State 21-5	434
12.	Villanova 22-5	428
13.	Clemson 22-4	424
14.	Wake Forest 20-5	411
15.	Kansas 22-5	355
16.	Purdue 21-6	261
17.	Gonzaga 21-5	257
18.	LSU 23-4	239
19.	UCLA 20-7	202
20.	Illinois 22-6	197
21.	Washington 20-7	178
22.	Xavier 22-5	175
23.	Butler 23-4	75
24.	Texas 18-8	55
25.	Florida State 21-6	52

Others Receiving Votes

Utah 22, Utah State 22, Dayton 21, Syracuse 18, Florida 16, Penn State 10, Arizona 9, California 7, West Virginia 7, Brigham Young 6, South Carolina 5, Saint Mary's 4, Boston College 3, Creighton 2, Kentucky 1.

HOW MARQUETTE'S OPPONENTS HAVE FARED

OPPONENT (DATE)	W	L	LAST GAME	NEXT GAME
Houston Baptist (11/14)	4	23	W, 70-51 vs. NJIT	2/26 vs. SW Assembly
Chicago St. (11/17)	17	12	W, 96-86 vs. Olivet	2/24 @ UVSU
Milwaukee (11/22)	15	12	L, 77-69 vs. ND St.	2/24 vs. MVSU
Texas Southern (11/25)	3	23	L, 68-64 vs. UAPB	2/28 @ Alabama A&M
Northern Iowa (11/28)	18	10	L, 81-75 @ Siena	2/24 @ Illinois St.
Dayton (11/29)	23	4	L, 57-49 @ St. Louis	2/25 @ Rhode Island
Central Michigan (12/2)	9	16	W, 68-62 vs. Fair.-Dick.	2/25 @ Ball St.
Wisconsin (12/6)	17	10	L, 61-50 @ Michigan St.	3/1 vs. Michigan
IPFW (12/13)	10	18	W, 82-74 @ W. Illinois	2/26 vs. UMKC
Tennessee (12/16)	16	10	L, 77-58 @ Kentucky	2/26 vs. Miss. St.
Western Carolina (12/19)	14	13	W, 69-56 @UNCG	2/26 vs. Samford
North Carolina St. (12/22)	15	10	W, 72-67 vs. Virginia	2/26 @ Wake Forest
Presbyterian (12/28)	11	16	L, 57-52 vs. Charle. So.	2/25 @ Gardner Webb
Villanova (1/1, 2/10)	22	5	W, 89-86 @ Syracuse	2/25 @ DePaul
Cincinnati (1/4)	17	10	L, 72-63 vs. Louisville	3/1 @ Syracuse
Rutgers (1/7)	10	17	L, 74-56 vs. West Virginia	2/25 @ Notre Dame
West Virginia (1/10)	19	8	W, 74-56 @ Rutgers	2/26 @ Cincinnati
Providence (1/17)	16	11	L, 103-84 vs. Notre Dame	2/24 vs. Pittsburgh
DePaul (1/24, 2/3)	8	19	L, 80-61 @ Pittsburgh	2/25 vs. Villanova
Notre Dame (1/26)	15	11	W, 103-84 @ Providence	2/25 vs. Rutgers
Georgetown (1/31, 2/21)	14	11	L, 78-72 vs. Marquette	2/23 vs. Louisville
USF (2/6)	8	18	L, 64-50 @ UConn	2/25 @ Seton Hall
St. John's (2/14)	13	14	W, 70-65 vs. Seton Hall	2/24 vs. Syracuse
Seton Hall (2/17)	14	12	L, 70-65 @ St. John's	2/25 vs. USF
Connecticut (2/25)	25	2	W, 64-50 vs. USF	2/25 @ Marquette
Louisville (3/1)	21	5	W, 72-63 @ Cincinnati	2/23 @ Georgetown
Pittsburgh (3/4)	25	2	W, 80-61 vs. DePaul	2/24 @ Providence
Syracuse (3/7)	19	8	L, 89-86 vs. Villanova	2/24 @ St. John's

McNeal Posting Player Of The Year Numbers In League Games

Senior Jerel McNeal, whose season-long statistical production rivals any other player in the nation, has turned up his effort in BIG EAST Conference play.

As a result, McNeal's name is being included in the discussion for the league's coveted player of the year accolade.

In league games only (through games of Feb. 22), McNeal leads the BIG EAST in 3-point field goal percentage and ranks among the top-11 in a total of seven different categories.

No other player in the 16-team league can find his name among the top-11 in the conference in seven separate areas.

Through Marquette's first 14 BIG EAST contests, McNeal is averaging 22.6 points, 4.9 rebounds, 5.1 assists, 2.5 steals and 0.8 blocks per game.

McNeal In BIG EAST Games

3-pt FG Pct.	1st (.451)
Steals	2nd (2.5 spg.)
3-pt FG Made	3rd (41)
Scoring	3rd (22.6 ppg.)
Assists	4th (5.1 apg.)
Minutes	5th (37.1 mpg.)
Assist/TO	11th (1.7)



The "Inside Marquette Basketball with Buzz Williams" television program is on Time Warner Cable Sports 32 this season, debuting Nov. 11. The Show will air on Tuesdays at 5 p.m. and 10:30 p.m.

The 30-minute program is hosted by Dennis Krause and features behind-the-scenes access to the Marquette men's basketball program.

"The Marquette Basketball Hour with Buzz Williams" radio program airs from 6-7 p.m. CT Monday nights on ESPN Radio 540 AM.



Steve "The Homer" True, the voice of the Golden Eagles, hosts the hour-long broadcast from The Annex and 540 ESPN's studio. Head coach Buzz Williams, players, members of the coaching staff and special guests are featured.

Survey Says...

The 13 members of the squad were asked to take part in another vote during the Presidential campaign, answering various questions about their fellow teammates. Listed below are the top answers in each category (total votes).

- Who is the fastest player?
Dominic James (12)
- Who is the fastest player with the ball?
Maurice Acker (10)
- Who has the best looking shot?
Lazar Hayward (5)
- Who is the best shooter?
Lazar Hayward (5)
- Who calls the most fouls in open gym?
Jerel McNeal (6)
- Who fouls the most in open gym?
Chris Otule (4)
- Who is the best dancer?
Jimmy Butler (5)
- Who do you want to take the game-winning shot?
Jerel McNeal (6)
- Who is the funniest teammate?
Joe Fulce (8)
- Who is the strongest?
Lazar Hayward (10)

Pair Of Golden Eagles Advance On Wooden Award List

Marquette's Jerel McNeal and Wesley Matthews have both been selected as midseason candidates for the John R. Wooden Award, which recognizes the NCAA's player of the year.

MU is one of three teams (Connecticut and Pittsburgh) with more than one candidate on the 30-member list and the BIG EAST Conference leads the nation with a total of 10 mid-year selections.

Created in 1976, the John R. Wooden Award is the most prestigious individual honor in college basketball. It is bestowed upon the nation's best player at an institution of higher education who has proven to his or her university that he or she is making progress toward graduation and maintaining a cumulative 2.0 GPA.

Butler Turning Into Marquette's Inside Man

Sophomore forward Jimmy Butler has developed into the team's sixth man, and as a result leads the MU bench corps with 17.3 minutes per game.

The Tomball, Texas, native is currently contributing 4.7 points per game and is shooting 51.4 percent (36-of-70) from the field and 74.0 percent (54-of-73) from the free throw line.

Butler owns just three perimeter baskets on the season, which translates into all but six of his total points (126, 95.2 percent) coming in the lane or at the charity stripe. Of his total rebounds, 51.1 percent (46-of-90) have come at the offensive end and resulted in layups or free throw opportunities.

James, McNeal Advance On Pair Of Awards Lists

Marquette's team success in 2008-09 has translated into individual recognition as both Dominic James and Jerel McNeal have advanced on a pair of award lists.

James is one of 17 finalists for the Bob Cousy Award, presented by The Hartford. The honor is given to the top collegiate men's basketball point guard across all divisions within the game.

2008-09 will mark MU's second season wearing exclusive Converse uniforms. Listed below is the team's record broken down by color.

White (Home)	23-2
Blue (Away)	14-9
Gold (Alternate)	10-1
Baby Blue (Alternate)	1-2
TOTAL	48-14



Marquette's Relationship With Converse Easy To See

The 2008-09 campaign will be Marquette's second as the flagship collegiate program of Converse.

Developed by former Golden Eagle standout and current Miami Heat star Dwyane Wade, the shoe and clothing line distinguishes Marquette from every other program in the NCAA's.

For the next five seasons, Converse will outfit the Golden Eagles with game, practice and off-court apparel including jerseys, performance shorts, warm-ups, sweat suits, shooting shirts and t-shirts that feature both the Converse star and WADE logos.



LED MARQUETTE IN ...

SCORING:McNeal	14
Matthews	10
Hayward	5
REBOUNDING:Hayward	21
Matthews	5
Butler	3
Burke	1
James	1
McNeal	1
ASSISTS:James	16
McNeal	10
Matthews	1
Acker	1
Hayward	1
STEALS:McNeal	12
James	11
Hayward	7
Matthews	6
Acker	4
Hazel	2
Butler	1
BLOCKS:Matthews	8
McNeal	7
Butler	7
Hazel	6
James	5
Hayward	4
Otule	4
Burke	4
Fulce	1

MU IN THE NCAA STATS

through games of 2/19/09
STEALS PER GAME

Dominic James31st (2.2 spg.)
Jerel McNeal31st (2.2 spg.)

POINTS PER GAME

Jerel McNeal30th (19.9 ppg.)
Wesley Matthews50th (18.6 ppg.)

FIELD GOAL PERCENTAGE

Wesley Matthews62nd (.529)
-----------------	------------------

ASSISTS PER GAME

Dominic James32nd (5.4 apg.)
---------------	----------------------

REBOUNDS PER GAME

Lazar Hayward51st (8.5 rpg.)
---------------	----------------------

ASSIST-TO-TURNOVER RATIO

Dominic James13th (2.8)
---------------	-----------------

McNeal is one of 10 finalists for the Lowe's Senior Class Award, which focuses on the total student-athlete and encourages those leaders to use their platform in athletics to make a positive impact on their circle of influence.

Marquette fans can vote for both players at www.cousyaward.com and www.seniorclassaward.com.

James and McNeal have both been named to the 2008-09 Naismith Trophy watch list, the Atlanta Tipoff Club announced earlier this season.

Golden Eagles Value The Ball In Win Over Notre Dame

MU's impressive win at Notre Dame was the result of a number of factors, not the least of which was the fact MU turned the ball over a total of just three times.

The Golden Eagles had just one miscue in the second half and that came at the 17:43 mark. MU's three turnovers are the fewest since the squad gave the ball away just once in a 90-70 win over Butler on March 3, 1990. Former MU standout Tony Smith had 43 points in that contest.

Starters Handle All Of The Scoring Against Irish

The 10 starters for both Marquette and Notre Dame accounted for all of the scoring in the Jan. 26 matchup, marking the first time in NCAA Division I basketball this season that zero points have been contributed from the bench.

The two squads combined for a total of seven appearances off the bench, but all of the 135 points scored came from players on the court for the opening tip. MU had just two shot attempts from the reserves in 38 total minutes, while three Fighting Irish players combined for a 0-of-10 effort from the field.

Previous to Jan. 26, two starting units had combined to account for all of the points in a game on just five occasions since the 2000-01 campaign. Temple and Xavier last netted all of their points courtesy of the starters on March 14, 2003.

MU's Quick Start Puts Williams Among Top Rookie Coaches

A total of 43 NCAA Division I programs are featuring first-year head coaches in 2008-09, including Marquette.

Under new mentor Buzz Williams, MU has jumped out to a quick 23-4 start. The victory total places Williams at the top of the list, currently (through games of Feb. 22) tied with Trent Johnson (LSU).

RESULT BREAKDOWN

Record

	Overall	BE
Home:	16-0	7-0
Away:	6-2	5-2
Neutral:	1-2	--
TOTALS	23-4	12-2

Record By Month

	Overall	BE
November:	5-1	--
December:	6-1	--
January:	8-0	8-0
February:	4-2	4-2
March:	--	--
TOTALS	23-4	12-2

Record By Starting Lineup

James, Matthews, McNeal	...23-4
Hayward, Burke	

Marquette's "Big 3"

Games Played	368
Games Started	357
Points	5115
Rebounds	1582
Assists	1300
Steals	661
Victories	92

combined contributions of James, Matthews and McNeal (2005-06/2008-09)



1,000-POINT SCORERS

1.	1831	Jerel McNeal	2005-08
2.	1773	George Thompson	1966-69
3.	1746	Dominic James	2005-08
4.	1735	Butch Lee	1974-78
5.	1691	Travis Diener	2001-05
6.	1690	Brian Wardle	1997-01
7.	1688	Tony Smith	1986-90
8.	1663	Bo Ellis	1973-77
9.	1647	Damon Key	1990-94
10.	1637	Dean Meminger	1968-71
11.	1571	Trevor Powell	1987-91
12.	1567	Steve Novak	2002-06
13.	1538	Wesley Matthews	2005-08
14.	1504	Don Kojis	1959-61
15.	1479	Bob Wolf	1965-67
16.	1471	Roney Eford	1993-96
17.	1439	Aaron Hutchins	1995-98
18.	1355	Mike Moran	1957-59
19.	1353	Russ Wittberger	1952-55
20.	1347	Cordell Henry	1999-02
21.	1330	Ron Glaser	1961-63
22.	1309	Terry Rand	1954-56
23.	1299	Michael Wilson	1979-82
24.	1282	Tom Flynn	1964-66
25.	1281	Dwyane Wade	2002-03
26.	1278	Jim McIlvaine	1991-94
27.	1234	Anthony Pieper	1994-97
	1234	Glenn "Doc" Rivers	1981-83
	1234	Earl Tatum	1973-76
30.	1227	Oliver Lee	1978-81
31.	1221	Kerry Trotter	1983-86
32.	1201	Robb Logterman	1991-94
33.	1104	Lazar Hayward	2006-09
34.	1103	Bernard Toone	1976-79
35.	1049	Scott Merritt	2001-04
36.	1048	Chris Crawford	1994-97
37.	1042	Rube Schulz	1952-55
38.	1040	Ron Curry	1991-93
39.	1027	Dwayne Johnson	1982-84
	1027	Tony Miller	1992-95
41.	1026	Lloyd Walton	1974-76

James, McNeal A Part Of Small National Group

Marquette's Dominic James and Jerel McNeal are both the part of a small, elite group of players from across the nation.

James and McNeal have both collected over 1,500 points, 350 assists and 200 steals in their respective standout careers. Only five other players can say the same: David Holston (Chicago State), Courtney Pigram (ETSU), Stephen Curry (Davidson), Tywain McKee (Coppin State) and Mik Trimboli (Vermont).

MU Maximizing Court Time Of James & McNeal

The 11 a.m. opening tip against West Virginia on Jan. 10 didn't allow the host Golden Eagles a chance to completely wake up from the team's 6:15 a.m. shootaround, but that didn't keep head coach Buzz Williams from getting the most out of each of the seven players to see action.

Seniors Dominic James and Jerel McNeal each played all 40 minutes in the contest and as a result combined to contribute 43 points, nine rebounds and eight assists.

The duo repeated that feat Saturday afternoon at Georgetown, again not missing a second of action in the win over the Hoyas.

The last time two MU players each saw action in every minute of a regulation contest was Feb. 27, 1992. Ron Curry and Robb Logterman weren't able to rest in the team's 70-59 loss to No. 19 Cincinnati.

Matthews Nets A School Record Of His Own

After watching classmate Jerel McNeal knock down all seven of his 3-pointers in the win over Cincinnati, senior Wesley Matthews earned a spot of his own in the record book with his performance at Rutgers.

The Madison, Wis., native was a perfect 10-for-10 from the field versus the Scarlet Knights, setting a single-game record for field goal percentage (minimum 10 attempts). Three former players (Trevor Powell, Benny Moore, Tom Flynn) each posted 10-for-11 efforts during their respective careers to own a share of the previous mark.

Matthews concluded the night with a team-high 23 points and also chipped in six rebounds, two assists, two steals and a blocked shot in 37 minutes of action.

McNeal Leads MU To Long-Distance Success

Senior Jerel McNeal's shooting clinic in the win over Cincinnati helped the Golden Eagles to a record-setting effort from behind the 3-point line.

MU concluded the 34-point victory with a 15-of-25 effort from long distance, thanks in large part to McNeal's 7-of-7 performance. Marquette outscored the Bearcats 45-9 from behind the 3-point line and the 15 treys matched a school record last accomplished against Penn St. in the 1995 National Invitation Tournament.

McNeal's perfect percentage also matched the program mark, but no previous MU player had never knocked down more than five long-distance attempts without a miss.

Former sharpshooter Mark Anglavar owns the school record with nine 3-pointers in a single game, which he collected against Butler in 1989-90.



MARQUETTE

BASKETBALL

JEREL

McNEAL

all-american candidate

- Ranked third in the BIG EAST in scoring, third in steals and sixth in 3-point field goal percentage.
- The only league player ranked among the top-15 in seven different categories in BIG EAST games only.
- MU's all-time scoring leader and is also now tops in steals and field goals made.
- Three-time BIG EAST Player of the Week honoree.
- Has scored 20-or-more points in 12-of-14 league games.
- Preseason All-BIG EAST First Team selection and John R. Wooden Award finalist.



WESLEY

MATTHEWS

all-big east candidate

- Ranked fourth in the BIG EAST in scoring, fifth in free throw percentage and 13th in field goal percentage.
- Shooting 55.4 percent from the field in league games to rank ninth (top perimeter player ranked).
- Ranked among the top-20 in the nation in free throws attempted and made per game.
- 22nd player in school history with 1,000 points and 500 rebounds.
- Second on the team with 5.3 rebounds per game.
- Connecting on 53.0 percent of his field goal attempts overall.



LAZAR

HAYWARD

all-big east candidate

- Ranked 14th in the BIG EAST in scoring, eighth in rebounding and fourth in free throw percentage.
- Owns six double-doubles on the year and 11 for his career.
- Recently became the 41st player in program history to collect 1,000 career points.
- Three-time BIG EAST Honor Roll selection.
- Has reached double figures in 11-of-14 BIG EAST games.
- Grabbed 17 rebounds against DePaul, 14 rebounds at USF and 11 boards at Georgetown.



DOMINIC

JAMES

all-big east candidate

- Ranked 15th in the country in assist-to-turnover ratio (2.7).
- Among the league leaders in assist-to-turnover ratio (2nd), steals (2nd) and assists per game (3rd).
- One of the top defensive players in the league.
- Has led the team in assists on 17 occasions.
- Preseason All-BIG EAST Second Team selection.





ALL-TIME CAREER LEADERS

Games Played

1.	127	Ousmane Barro	2004-08
	127	Dominic James	2005-08
3.	126	Steve Novak	2002-06
	126	Joe Chapman	2002-06
	126	Scott Merritt	2000-04
6.	125	Roney Eford	1992-96
7.	123	Tony Miller	1991-95
8.	122	Aaron Hutchins	1994-98
	122	Faisal Abraham	1993-97
	122	Anthony Pieper	1993-97
	122	Mandy Johnson	1981-85
	122	Jerel McNeal	2005-08

Points

1.	1831	Jerel McNeal	2005-08
2.	1773	George Thompson	1966-69
3.	1746	Dominic James	2005-08
4.	1735	Butch Lee	1974-78
5.	1691	Travis Diener	2001-05
6.	1690	Brian Wardle	1997-01
7.	1688	Tony Smith	1986-90
8.	1663	Bo Ellis	1973-77
9.	1647	Damon Key	1990-94
10.	1637	Dean Meminger	1968-71

Scoring Average

1.	20.4	George Thompson	1966-69
2.	19.7	Dwyane Wade	2001-03
3.	19.0	Jim Chones	1970-72
4.	18.8	Dean Meminger	1968-71
5.	18.6	Don Kojis	1958-61
6.	18.6	Mike Moran	1956-59
7.	18.3	Bob Wolf	1964-67
8.	17.0	Terry Rand	1953-56
9.	16.4	Tom Flynn	1963-66
10.	16.2	Ron Glaser	1960-63

Field Goals Made

1.	679	Jerel McNeal	2005-08
2.	674	Bo Ellis	1973-77
3.	666	Butch Lee	1974-78
4.	656	George Thompson	1966-69
5.	627	Damon Key	1990-94
6.	625	Dominic James	2005-08
7.	615	Tony Smith	1987-90
8.	603	Don Kojis	1958-61
9.	572	Dean Meminger	1968-71
10.	571	Brian Wardle	1997-01

Field Goals Attempted

1.	1534	Dominic James	2005-08
2.	1507	Jerel McNeal	2005-08
3.	1430	Brian Wardle	1997-01
4.	1403	Butch Lee	1974-78
5.	1400	Don Kojis	1958-61
6.	1383	Bo Ellis	1973-77
7.	1350	George Thompson	1966-69
8.	1272	Tom Flynn	1963-66
9.	1252	Roney Eford	1992-96
10.	1234	Dean Meminger	1968-71

Field Goal Percentage (min. 450 FGA)

1.	58.8%	Ric Cobb	1968-70
2.	58.1%	Ousmane Barro	2005-08
3.	55.2%	Jim McLivaine	1990-94
4.	54.8%	Jerome Whitehead	1975-78
5.	54.7%	Jim Chones	1970-72
6.	54.5%	Amal McCaskill	1991-92, 93-96
7.	53.4%	Tyrone Baldwin	1988-90
8.	53.1%	Ron Curry	1990-93
9.	52.1%	Trevor Powell	1987-91
10.	52.0%	Tony Smith	1986-71

3-Point Field Goals Made

1.	354	Steve Novak	2002-06
2.	284	Travis Diener	2001-05
3.	244	Robb Logterman	1990-94
4.	221	Aaron Hutchins	1994-98
5.	216	Mark Anglavar	1987-91
6.	211	Anthony Pieper	1993-97
7.	197	Brian Wardle	1997-01
8.	178	Tony Miller	1991-95
9.	169	John Cliff	1996-00
10.	168	Dominic James	2005-09

3-Point Field Goals Attempted

1.	768	Steve Novak	2002-06
2.	687	Travis Diener	2001-05
3.	595	Robb Logterman	1990-94
4.	592	Aaron Hutchins	1994-98
5.	580	Dominic James	2005-08
6.	564	Anthony Pieper	1993-97
7.	553	Brian Wardle	1997-01
8.	501	Mark Anglavar	1987-91
9.	486	John Cliff	1996-00
10.	482	Tony Miller	1991-95

3-Point Field Goal Percentage (min. 100 3FGA)

1.	46.1%	Steve Novak	2002-06
2.	43.1%	Mark Anglavar	1987-91
3.	42.9%	Tony Smith	1986-90
4.	41.5%	Mike Flory	1986-87, 88-89
5.	41.3%	Travis Diener	2001-05
6.	41.0%	Robb Logterman	1990-94
7.	40.5%	Dan Fitzgerald	2005-08
8.	38.5%	Roney Eford	1992-96
9.	38.3%	David Diggs	1998-02
10.	37.4%	Anthony Pieper	1993-97
11.	37.3%	Aaron Hutchins	1994-98

Free Throws Made

1.	496	Wesley Matthews	2005-08
2.	493	Dean Meminger	1968-71
3.	457	George Thompson	1966-69
4.	406	Tony Smith	1986-90
5.	403	Butch Lee	1974-78
6.	393	Bob Wolf	1964-67
7.	390	Rube Schulz	1951-55
8.	385	Travis Diener	2001-05
9.	378	Damon Key	1990-94
10.	361	Russ Wittberger	1952-55

Free Throws Attempted

1.	762	Dean Meminger	1968-71
2.	674	George Thompson	1966-69
3.	626	Wesley Matthews	2005-08
4.	549	Bob Wolf	1964-67
5.	532	Rube Schulz	1951-55
6.	531	Terry Rand	1953-56
7.	529	Russ Wittberger	1951-55
	529	Dominic James	2005-08
9.	525	Mike Moran	1956-59
10.	517	Tony Smith	1986-90

Free Throw Percentage (min. 200 FTA)

1.	93.1%	Steve Novak	2002-06
2.	84.8%	Butch Lee	1974-78
3.	83.7%	Travis Diener	2001-05
4.	82.6%	Brian Brunkhorst	1964-68
5.	82.5%	Oliver Lee	1977-81
6.	81.3%	Bob Walczak	1951-52, 54-57
7.	81.1%	Brad Luchini	1965-68
	81.1%	Brian Wardle	1997-01
9.	79.9%	Robb Logterman	1990-94
10.	79.2%	Wesley Matthews	2005-08
11.	78.7%	Lloyd Walton	1973-76

Rebounds

1.	1222	Don Kojis	1958-61
2.	1085	Bo Ellis	1973-77
3.	978	Terry Rand	1953-56
4.	938	Walt Mangham	1957-60
5.	771	Tom Flynn	1963-66
6.	768	Paul Carbins	1964-67
7.	765	Trevor Powell	1987-91
8.	753	John Glaser	1955-58
9.	739	Damon Key	1990-94
10.	700	Amal McCaskill	1991-92, 93-96

Rebounding Average

1.	15.1	Don Kojis	1958-61
2.	12.7	Terry Rand	1953-56
3.	12.3	Walt Mangham	1957-60
4.	11.7	Jim Chones	1970-72
5.	10.7	Maurice Lucas	1972-74
6.	10.6	John Glaser	1955-58
7.	9.9	Tom Flynn	1963-66
8.	9.7	Paul Carbins	1964-67
	9.7	David Boone	1985-87
10.	9.6	Larry McNeill	1971-73

Assists

1.	956	Tony Miller	1991-95
2.	631	Dominic James	2005-08
3.	617	Travis Diener	2001-05
4.	550	Aaron Hutchins	1994-98
5.	480	Lloyd Walton	1973-76
6.	469	Tony Smith	1986-90
7.	430	Cordell Henry	1998-02
	430	Jerel McNeal	2005-08
9.	409	Glenn Rivers	1980-83
10.	408	Michael Sims	1984-88

Blocked Shots

1.	399	Jim McLivaine	1990-94
2.	175	Amal McCaskill	1991-92, 93-96
3.	172	Faisal Abraham	1993-97
4.	119	Michael Wilson	1978-82
5.	113	Scott Merritt	2000-04
6.	103	Walter Downing	1984-86
7.	100	Ousmane Barro	2004-08
8.	93	Trevor Powell	1987-91
9.	89	Mike Bargaen	1995-99
10.	84	Tom Copa	1983-87

Steals

1.	275	Jerel McNeal	2005-08
2.	272	Michael Wilson	1978-82
3.	253	Mandy Johnson	1981-85
4.	238	Dominic James	2005-08
5.	203	Glenn Rivers	1980-83
6.	190	Tony Smith	1986-90
7.	188	Michael Sims	1984-88
8.	185	Tony Miller	1991-95
9.	165	Aaron Hutchins	1994-98
10.	158	Travis Diener	2001-05
	158	Kerry Trotter	1982-86

Wins

1.	101	Earl Tatum	1972-76
	101	Bo Ellis	1973-77
3.	99	Butch Lee	1974-78
	99	Gary Rosenberger	1974-78
5.	98	Bernard Toone	1975-79
6.	92	Dwight Burke	2005-08
	92	Dominic James	2005-08
	92	Wesley Matthews	2005-08
	92	Jerel McNeal	2005-08
7.	91	Travis Diener	2001-05
	91	Todd Townsend	2001-05



SENIOR SEASON RECORDS

Points

1.	689	Tony Smith	1989-90
2.	616	Dean Meminger	1970-71
3.	586	George Thompson	1968-69
4.	578	Don Kojis	1960-61
5.	548	Oliver Lee	1980-81
6.	544	Brian Wardle	2000-01
7.	543	Bernard Toone	1978-79
8.	541	Steve Novak	1955-56
9.	539	Jerel McNeal	2008-09
10.	534	Bob Wolf	1966-67
	506	Wesley Matthews	2008-09

Scoring Average

1.	23.8	Tony Smith	1989-90
2.	21.4	Don Kojis	1960-61
3.	21.2	Dean Meminger	1970-71
4.	20.3	Terry Rand	1955-56
5.	20.2	George Thompson	1968-69
6.	20.0	Jerel McNeal	2008-09
7.	19.7	Travis Diener	2004-05
8.	18.8	Brian Wardle	2000-01
9.	18.7	Bernard Toone	1978-79
	18.7	Wesley Matthews	2008-09
	18.4	Bob Wolf	1966-67
	18.3	Earl Tatum	1975-76

Field Goals Made

1.	241	Earl Tatum	1975-76
2.	240	Tony Smith	1989-90
3.	236	Bernard Toone	1978-79
4.	232	Oliver Lee	1980-81
	232	Don Kojis	1960-61
6.	216	Dean Meminger	1970-71
7.	206	George Thompson	1968-69
8.	205	Bob Wolf	1966-67
9.	203	Ron Glaser	1962-63
10.	201	Michael Wilson	1981-82
	180	Jerel McNeal	2008-09

Field Goals Attempted

1.	536	Don Kojis	1960-61
2.	493	Earl Tatum	1975-76
3.	485	Tony Smith	1989-90
4.	483	Bernard Toone	1978-79
5.	468	Walt Mangham	1959-60
6.	458	Oliver Lee	1980-81
7.	443	George Thompson	1968-69
8.	433	Brian Wardle	2000-01
9.	428	Dick Nixon	1962-63
10.	427	Bob Wolf	1966-67

Field Goal Pct. (min. 200 att.)

1.	59.8% (165-276)	Jerome Whitehead	1977-78
2.	58.4% (142-243)	Trevor Powell	1990-91
3.	58.0% (158-272)	Ric Cobb	1969-70
4.	55.7% (191-343)	Robert Jackson	2002-03
5.	55.2% (137-248)	Odell Ball	1978-79
6.	54.1% (164-303)	Ron Curry	1992-93
7.	52.9% (148-280)	Wesley Matthews	2008-09
8.	52.8% (170-322)	Jim McIlvaine	1993-94
9.	52.0% (180-346)	David Boone	1986-87
10.	51.3% (177-345)	Dwayne Johnson	1983-84
	50.9% (142-279)	Tyrone Baldwin	1989-90

Three-Point Field Goals Made

1.	121	Steve Novak	2005-06
2.	75	Robb Logterman	1993-94
3.	68	Travis Diener	2004-05
4.	67	John Cliff	1999-00
5.	66	Jerel McNeal	2008-09
6.	65	Brian Wardle	2000-01
7.	63	Tony Miller	1994-95
8.	59	Aaron Hutchins	1997-98
9.	55	Mark Anglavar	1990-91
10.	50	Cordell Henry	2001-02

Three Point Field Goals Attempted

1.	259	Steve Novak	2005-06
2.	187	Tony Miller	1994-95
3.	178	John Cliff	1999-00
4.	170	Brian Wardle	2000-01
5.	168	Travis Diener	2004-05
	168	Robb Logterman	1993-94
7.	152	Jerel McNeal	2008-09
8.	144	Aaron Hutchins	1997-98
9.	133	Cordell Henry	2001-02
10.	116	Mark Anglavar	1990-91
	115	Dominic James	2008-09

Three Point Field Goal Pct. (min. 40 att.)

1.	47.4% (55-116)	Mark Anglavar	1990-91
2.	46.7% (121-259)	Steve Novak	2005-06
3.	46.0% (23-50)	David Diggs	2001-02
4.	44.6% (75-168)	Robb Logterman	1993-94
5.	43.4% (66-152)	Jerel McNeal	2008-09
6.	41.4% (36-87)	Tony Smith	1989-90
7.	41.0% (59-144)	Aaron Hutchins	1997-98
8.	40.5% (68-168)	Travis Diener	2004-05
9.	40.4% (46-114)	Anthony Pieper	1996-97
10.	38.4% (33-86)	Chris Crawford	1996-97

Free Throws Made

1.	184	Dean Meminger	1970-71
2.	174	George Thompson	1968-69
3.	173	Tony Smith	1989-90
4.	160	Wesley Matthews	2008-09
5.	150	Rube Schulz	1954-55
6.	136	Mike Morgan	1958-59
7.	132	Terry Rand	1955-56
8.	131	Butch Lee	1977-78
9.	129	Brian Wardle	2000-01
10.	127	Robert Jackson	2002-03

Free Throws Attempted

1.	250	Dean Meminger	1970-71
2.	240	George Thompson	1968-69
3.	206	Mike Moran	1958-59
4.	205	Terry Rand	1955-56
5.	203	Rube Schulz	1954-55
6.	202	Tony Smith	1989-90
7.	196	Wesley Matthews	2008-09
8.	174	Don Kojis	1960-61
9.	172	Bob Wolf	1966-67
10.	166	Ric Cobb	1969-70

Free Throw Pct. (min. 70 att.)

1.	87.9% (131-149)	Butch Lee	1977-78
2.	86.3% (107-124)	Brad Luchini	1967-68
3.	85.6% (173-202)	Tony Smith	1989-90
4.	83.8% (129-154)	Brian Wardle	2000-01
	83.8% (124-148)	Travis Diener	2004-05
6.	83.0% (88-106)	Cordell Henry	2001-02
7.	81.6% (160-196)	Wesley Matthews	2008-09
	81.6% (101-124)	David Boone	1986-87
9.	81.0% (85-105)	Brian Brunkhorst	1967-68
10.	80.2% (105-131)	Terry Trotter	1985-86

Rebounds

1.	462	Don Kojis	1960-61
2.	341	Walt Mangham	1959-60
3.	314	Terry Rand	1955-56
4.	273	Jim McIlvaine	1993-94
5.	269	Robert Byrd	1979-80
6.	266	Amal McCaskill	1995-96
	266	Bo Ellis	1976-77
7.	264	Ric Cobb	1969-70
8.	262	Marcus Jackson	2004-05
9.	260	Damon Key	1993-94

Rebounding Average

1.	17.1	Don Kojis	1960-61
2.	13.7	Walt Mangham	1959-60
3.	13.0	Terry Rand	1955-56
4.	10.1	John Glaser	1957-58
5.	10.0	Robert Byrd	1979-80
6.	9.0	Tom Flynn	1965-66
7.	8.9	Gary Brell	1970-71
	8.9	Amal McCaskill	1995-96
9.	8.8	David Boone	1986-87
	8.8	Dave Erickson	1962-63

Assists

1.	248	Tony Miller	1994-95
2.	183	Lloyd Walton	1975-76
3.	175	Sam Worthen	1979-80
4.	167	Tony Smith	1989-90
5.	160	Travis Diener	2004-05
6.	144	Jim Boylan	1977-78
7.	143	Mark Anglavar	1990-91
	143	Dominic James	2008-09
9.	137	Butch Lee	1977-78
10.	123	Michael Wilson	1981-82

Blocked Shots

1.	142	Jim McIlvaine	1993-94
2.	84	Faisal Abraham	1996-97
3.	55	Amal McCaskill	1995-96
4.	41	Ousmane Barro	2007-08
5.	40	Marcus Jackson	2004-05
	40	Walter Downing	1985-86
7.	37	Mike Bargin	1998-99
8.	32	Richard Shaw	1997-98
9.	27	Abel Joseph	1997-98
10.	24	Tyrone Baldwin	1989-90
	24	Terrell Schlundt	1982-83

Steals

1.	87	Mandy Johnson	1984-85
2.	65	Michael Wilson	1981-82
3.	62	Dominic James	2008-09
4.	59	Jerel McNeal	2008-09
5.	53	Tony Smith	1989-90
6.	52	Tony Miller	1994-95
7.	47	Kerry Trotter	1985-86
8.	41	Marcus West	1997-98
9.	40	Ron Curry	1992-93
10.	38	Michael Sims	1987-88
	38	Sam Worthen	1979-80
	36	Wesley Matthews	2008-09



Buzz Williams

Head Coach | First Season | Oklahoma City, 1994

The latest era of the storied Marquette men's basketball program began on April 8, 2008 when Buzz Williams was introduced as the University's 16th head coach.

Williams, a highly respected recruiter and veteran of the collegiate coaching ranks, takes over a program poised to make its fourth-straight NCAA Tournament appearance.

In 2007-08, Williams served as an assistant coach with the Golden Eagles in his first season at Marquette. MU concluded the year 25-10 and advanced to the second round of the NCAA Tournament for the first time since 2003.

His coaching career has included stints as an assistant, associate head and head coach. He has nearly 15 years of experience at the NCAA Division I level. Williams has recruited and coached over 20 players who have earned all-conference accolades, including one league player of the year and two conference freshmen of the year.

Williams arrived in Milwaukee after serving for one season as the head coach at the University of New Orleans. He guided the Privateers to a 14-win campaign in 2006-07 and his roster featured Bo McCalebb, the Sun Belt Conference Player of the Year. UNO (14-17) claimed fourth place in the Sun Belt's Western Division and advanced to the league tournament quarterfinals. His recruiting class for the 2007-08 season was ranked in the top 50 nationally by HoopScoop Online.

Prior to UNO, Williams served as an assistant coach and recruiting coordinator at Texas A&M for two seasons (2004-05 - 2005-06) under head coach Billy Gillispie. Both of his recruiting classes with the Aggies were ranked among the best in the nation and featured some of the top-ranked talent at the prep level. The squad made its first NCAA Tournament appearance in 25 years in 2005-06 and the previous team posted the top turnaround in the nation, improving its win total in 2004-05 by 14 games compared to 2003-04.

Williams spent four seasons (2000-01 - 2003-04) at Colorado State, serving as an assistant the first three seasons before being promoted to associate head coach

in 2003-04. Two of his recruiting classes were ranked among the 40-best in the nation, including the 2003 group, which was tabbed No. 1 in the Mountain West Conference.

Colorado State made its first NCAA Tournament appearance in 13 years during his tenure and he was named one of the top assistants in the country by HoopScoop Online. Williams was previously an assistant at Northwestern State (1999-2000), Texas A&M- Kingsville (1998-99) and Texas-Arlington (1994-98).

Williams signed the highest-rated recruiting class in the history of the Southland Conference while at Northwestern State. The Demons advanced to their first ever NCAA tournament the following season and two of his recruited players were named All-Conference, while one was tabbed Southland Conference Tournament MVP.

His accomplishments at Texas A&M-Kingsville include signing the 1998-99 Lone Star Conference Freshman of the Year and a third team All-America guard.

At Texas-Arlington, Williams recruited a Southland Conference Freshman of the Year and signed the first Academic All-American in the school's history. Williams was a student assistant coach from 1992-94 at Oklahoma City University where he assisted the team to the 1994 NAIA championship after it advanced to the Sweet 16 the previous season.

Williams served as a student assistant

Williams' Career Record

UALR.....	2-1	North Texas.....	2-0
Arkansas St.....	0-2	Northern Iowa.....	1-0
Central Michigan.....	1-0	Northwestern St.....	0-1
Chicago St.....	1-0	Notre Dame.....	1-0
Cincinnati.....	1-0	Pittsburgh.....	0-0
Connecticut.....	0-0	Presbyterian.....	1-0
Dayton.....	0-1	Providence.....	1-0
Denver.....	2-0	Rutgers.....	1-0
DePaul.....	2-0	St. John's.....	1-0
Florida Atlantic.....	0-2	Seton Hall.....	1-0
Florida International.....	1-0	South Alabama.....	0-1
Florida St.....	0-1	USF.....	0-1
Georgetown.....	2-0	Syracuse.....	0-0
Hampton.....	0-1	Tennessee.....	0-1
Houston Baptist.....	1-0	Texas Southern.....	1-0
IPFW.....	1-0	UT-Tyler.....	1-0
Jacksonville St.....	1-0	Troy.....	1-0
Lamar.....	1-0	Tulane.....	1-1
UL-Lafayette.....	1-1	Vermont.....	0-1
UL-Monroe.....	1-1	Villanova.....	1-1
Louisville.....	0-0	West Virginia.....	1-0
Middle Tennessee St.....	0-1	Western Carolina.....	1-0
Milwaukee.....	1-0	Western Kentucky.....	0-1
Mississippi.....	0-1	Wisconsin.....	1-0
Mississippi St.....	0-1	TOTALS.....	37-21
NC St.....	1-0		

from 1990-92 at Navarro College (Corsicana, Texas) where the team won consecutive conference titles while sporting a 45-17 record during his tenure.

The Van Alstyne, Texas, native earned a bachelor's degree in kinesiology from Oklahoma City University in 1994 before completing his master's work in the same field at Texas A&M-Kingsville in 1999.

Williams is married to the former Corey Norman and the couple has one daughter, Zera, and two sons, Calvin and Mason.

Coaching Career


2007-08	Assistant Coach	Marquette	NCAA Second Round
2006-07	Head Coach	New Orleans	
2004-05/2005-06	Assistant Coach	Texas A&M	NCAA Second Round (2005-06) NIT Third Round (2004-05)
2003-04	Associate Head Coach	Colorado State	
2000-01/2002-03	Assistant Coach	Colorado State	NCAA First Round (2002-03)
1999-00	Assistant Coach	Northwestern State	
1998-99	Assistant Coach	Texas A&M-Kingsville	
1994-95/1997-98	Assistant Coach	Texas-Arlington	
1992-93/1993-94	Student Assistant Coach	Oklahoma City Univ.	
1990-91/1991-92	Student Assistant Coach	Navarro College	

Williams File

Birth Date:	September 1, 1972
Hometown:	Van Alstyne, Texas
Family:	Corey (wife) and children Zera (6), Calvin (5) and Mason (2)
Education:	Texas A&M-Kingsville, 1999 (Master's in Kinesiology) Oklahoma City Univ., 1994 (Bachelor's in Kinesiology)



dominicjames



Sr. | 5-11 | 185 | Guard
Richmond, IN
Richmond HS

mauriceacker




Jr. | 5-8 | 165 | Guard
Hazel Crest, IL
Hillcrest HS/Ball State

patrickhazel



So. | 6-7 | 220 | Forward
Queens, NY
Blair Academy

davidcubillan



Jr. | 6-0 | 175 | Guard
Maracaibo, Venezuela
St. Benedict's Prep

dwightburke



Sr. | 6-8 | 250 | Forward
Brooklyn, NY
St. Benedict's Prep

josephfulce




So. | 6-7 | 205 | Forward
Plano, TX
Plano HS/Tyler JC

jerelmcneal



Sr. | 6-3 | 200 | Guard
Chicago, IL
Hillcrest HS

wesleymatthews




Sr. | 6-5 | 220 | Guard
Madison, WI
Madison Memorial HS

lazarhayward




Jr. | 6-6 | 225 | Forward
Buffalo, NY
Notre Dame Prep

jimmybutler




So. | 6-6 | 215 | Guard
Tomball, TX
Tomball HS/Tyler JC

chrisotule



Fr. | 6-10 | 250 | Center
Richmond, TX
Ft. Bend Bush HS

robertfrozena



So. | 6-1 | 190 | Guard
Sherwood, WI
St. Mary Central HS

liammcmorrow



So. | 7-0 | 250 | Center
Toronto, Ontario
West Hills HS/Durham College

buzzwilliams



Head Coach
First Year at Marquette
Oklahoma City, 1994

Pronunciation Guide

Dominic James	dom-in-eeek
David Cubillan	dah-veed coo-bee-yahn
Jerel McNeal	juh-rell
Lazar Hayward	lah-zahr
Joseph Fulce	fuhlce
Chris Otule	oh-tool-ay

Marquette Game Notes



Page 14

Colorado State-Pueblo (exhib.) 73
Marquette 94

MILWAUKEE (AP) -- Lazar Hayward scored 23 points and Jerel McNeal added 22, making new coach Buzz Williams a winner in No. 16 Marquette's 94-73 victory over Division II Colorado State-Pueblo in their season-opening exhibition game Saturday.

One of Marquette's three senior guards, Wesley Matthews, left the game late in the second half after he appeared to turn an ankle and had to be helped off the court. The severity of his injury was not immediately known.

Matthews scored 16 before the injury, and Dominic James added 11 as the Golden Eagles showed every indication that they'll continue to have the same kind of fast-paced, potent offense they were known for under Crean.

But poor free-throw shooting dogged Marquette on Saturday -- they were 10-for-16 in the first half and 66.7 percent for the game -- and the Golden Eagles allowed the ThunderWolves to avoid a first-half blowout with hot outside shooting.

The Golden Eagles' strong transition game took over in the second half, as Marquette opened up with a 16-8 run that included a 3-pointer and an alley-oop dunk by James and back-to-back fast-break layups by Hayward.

An acrobatic alley-oop layup by Hayward off a pass from McNeal put Marquette ahead 65-44, and Pueblo couldn't shoot its way back into contention.

Houston Baptist 64
No. 16/17 Marquette 95

MILWAUKEE (AP) -- Wesley Matthews scored a career-high 27 points and No. 16 Marquette rolled past Houston Baptist 95-64 Friday night in Buzz Williams' debut as the Golden Eagles' head coach.

Jerel McNeal had 20 points and Lazar Hayward added 19 points and 12 rebounds for Marquette. The Golden Eagles never trailed and broke open the game with a 14-0 spurt to start the second half.

Matthews added a career-high eight assists and five steals.

Gordon Watt led Houston Baptist with 17 points and Baron Sauls added 15.

Matthews and McNeal combined for nine points at the start of the second half, turning a 42-34 lead into a 56-34 cushion. Houston Baptist lost the ball five times and missed all four of its shots during the spurt.

Matthews, whose previous career high was 22 points, made 7 of 11 shots, including a pair of 3-pointers, and 11 of 12 free throws.

Marquette forced 25 turnovers and tallied 13 steals. James tied a career high with six steals. Jimmy Butler, a junior college transfer, had 10 points on 5-of-8 shooting.

Marquette, a guard-oriented team already lacking in size, played without two freshmen big men: 6-foot-10 center Chris Otule will miss several weeks after injuring his left foot in practice last week and 6-foot-7 forward Joseph Fulce is out with a knee injury.

Chicago State 87
No. 15/17 Marquette 106

MILWAUKEE (AP) -- Marquette scored its most points in almost 28 years, but the Golden Eagles' defensive performance in the second half of a 106-87 victory over Chicago State on Monday night left first-year coach Buzz Williams disappointed.

"It's not poor me, it's not pity me, I'm not trying to be a prophet or foresee the future, but we can't allow teams to score 51 points (in the second half) in our building," Williams said. "To be honest with you, you can't allow teams to score 51 points whether you're playing at a park or no matter what gym."

Wesley Matthews scored 26 points for the Golden Eagles (2-0), who last scored 106 points against Charleston on Dec. 1, 1980. He shot 7-for-14 from the field and made all 10 of his free throws to go with nine rebounds, three assists, two blocks and two steals.

Matthews had 27 points in the season opener and is one of the reasons the Golden Eagles have scored at least 90 points in consecutive games for the first time since the 1994-95 season.

"I think he's a lot more comfortable," said teammate Lazar Hayward, who scored 19 of his 21 points in the second half. "This offense is predicated on guys who can do a lot of different things. That's why he stands out a little more than last year."

Jerel McNeal added 17 points, six assists and four rebounds for Marquette.

CSU-Pueblo 73, Marquette 94												
Nov. 8, 2008 Milwaukee, Wis.												
CSU-PUEBLO	min	fg-a	3fg-a	ft-a	reb	ast	to	bk	st	pf	pts	
Jake Trahern	20	1-4	0-0	0-3	3	1	1	1	1	3	2	
Rome Smith	31	6-17	2-7	0-0	1	3	1	0	2	3	14	
Mario Balinton	20	2-4	2-3	3-4	1	1	4	0	0	2	9	
Marc Williams	20	2-5	0-0	0-0	3	2	2	0	1	3	4	
Roman Van Allen	25	2-6	2-5	0-0	2	2	4	0	0	1	6	
Justin Everett	6	1-1	1-1	0-0	1	0	0	0	0	1	3	
Ty Trahern	10	0-2	0-1	2-2	1	1	0	0	0	1	2	
Ken Moses	16	2-2	2-2	0-0	1	0	0	0	2	3	6	
Jazz Williams	4	0-1	0-1	0-0	0	0	1	0	0	0	0	
Imari Thomas	19	4-10	1-1	4-4	6	0	1	1	0	2	13	
Daniel Pierce	10	1-5	1-5	2-2	2	2	0	0	0	2	5	
Dwayne Pierce	19	3-6	1-3	2-2	3	2	2	0	1	3	9	
Team					7							
Totals	24-63	12-29	13-17	31	14	16	2	7	24	73		
MARQUETTE	min	fg-a	3fg-a	ft-a	reb	ast	to	bk	st	pf	pts	
Dwight Burke	18	0-0	0-0	3-4	7	2	2	0	0	2	3	
Lazar Hayward	26	9-15	2-4	3-4	13	1	0	1	1	3	23	
Dominic James	34	5-9	1-2	0-0	3	7	4	0	0	1	11	
Jerel McNeal	30	8-17	3-10	3-8	3	6	4	1	2	0	22	
Wesley Matthews	26	6-12	2-7	2-2	5	4	1	0	0	2	16	
Maurice Acker	18	1-7	0-3	0-0	4	5	2	0	1	2	2	
Patrick Hazel	12	2-3	0-0	0-0	4	1	0	3	1	0	4	
Jimmy Butler	19	1-2	0-0	7-7	6	1	1	0	0	3	9	
Chris Otule	15	2-2	0-0	0-2	2	1	0	2	1	5	4	
Robert Frozena	2	0-0	0-0	0-0	0	0	0	0	0	0	0	
Team					1							
Totals	34-67	8-26	18-27	48	28	14	7	6	18	94		
Halftime: MU 49-36. Dead Ball Rebounds: 3-3. Technical: None. Officials: Ed Hightower, James Breeding, Brent Hampton. Attendance: 13,124.												

Houston Baptist 64, Marquette 95												
Nov. 14, 2008 Milwaukee, Wis.												
HBU	min	fg-a	3fg-a	ft-a	reb	ast	to	bk	st	pf	pts	
Demetrius Judge	31	3-7	1-3	3-3	10	0	5	0	2	3	10	
Gordon Watt	22	5-10	1-4	6-9	9	2	3	0	1	5	17	
Mario Flaherty	17	0-4	0-0	0-0	1	0	2	0	0	3	0	
Justin Wilton	20	1-3	0-1	0-1	0	2	5	0	2	3	2	
Baron Sauls	35	6-14	2-5	1-2	1	3	7	0	1	1	15	
Sean Morris	16	3-8	3-7	0-0	1	1	0	0	0	4	9	
Joe Atang	13	1-3	1-3	0-0	1	0	0	0	1	2	3	
Fred Hinnenkamp	10	0-0	0-0	0-2	2	0	1	0	0	1	0	
Andrew Puzyk	9	1-2	0-1	0-0	1	0	0	0	0	1	2	
Jimmy Sanders	3	0-0	0-0	0-0	1	0	0	0	0	1	0	
Jerem Havard	24	1-2	0-0	4-6	1	0	1	2	1	4	6	
Team					3							
Totals	21-53	8-24	14-23	31	8	25	2	8	28	64		
MARQUETTE	min	fg-a	3fg-a	ft-a	reb	ast	to	bk	st	pf	pts	
Dwight Burke	13	0-0	0-0	0-1	2	0	0	0	0	5	0	
Lazar Hayward	24	8-12	1-4	2-2	12	2	1	0	1	3	19	
Dominic James	26	2-5	0-3	1-2	2	5	4	0	6	1	5	
Jerel McNeal	32	7-17	1-8	5-5	4	5	2	1	1	1	20	
Wesley Matthews	31	7-11	2-3	11-12	5	8	5	0	5	2	27	
Maurice Acker	16	1-6	0-1	2-2	5	1	0	0	0	3	4	
Patrick Hazel	22	3-3	0-0	1-3	4	0	0	1	0	3	7	
David Cubilan	11	1-4	1-3	0-2	0	1	1	0	0	0	3	
Jimmy Butler	24	5-8	0-0	0-1	4	1	0	1	0	3	10	
Robert Frozena	1	0-0	0-0	0-0	1	0	0	0	0	1	0	
Team					2							
Totals	34-66	5-22	22-30	41	23	13	3	13	22	95		
Halftime: MU 42-34. Dead Ball Rebounds: 4-4. Technical: None. Officials: Tim Higgins, Michael Stephens, Chris Beaver. Attendance: 13,668.												

Chicago St. 87, Marquette 106												
Nov. 17, 2008 Milwaukee, Wis.												
CHICAGO ST.	min	fg-a	3fg-a	ft-a	reb	ast	to	bk	st	pf	pts	
Carl Montgomery	16	4-9	0-0	1-2	7	1	1	0	0	4	9	
Tawrence Walton	29	3-8	0-1	1-2	5	0	2	0	0	4	7	
Mike Wilson	21	3-8	2-6	0-2	3	4	4	0	1	3	8	
David Holston	30	11-22	7-13	4-7	3	3	3	0	1	3	33	
John Cantrell	39	8-17	0-2	5-6	7	3	3	2	3	3	21	
Steve Martin	8	0-0	0-0	1-2	0	0	1	0	0	0	0	
David Anderson	4	0-1	0-1	0-0	0	0	0	0	0	0	0	
Nemanja Stankovic	6	0-0	0-0	2-2	1	0	1	0	1	0	2	
Christian Wall	24	1-3	0-0	2-2	2	0	1	0	1	5	4	
Kabang Kasamba	8	0-1	0-1	0-0	1	0	0	0	0	1	0	
Hajjije Martin	12	1-4	0-0	0-0	4	1	0	0	0	4	2	
Pawel Kielbasa	3	0-0	0-0	0-0	1	0	0	0	0	1	0	
Team					5							
Totals	31-73	9-24	16-25	39	12	16	3	6	29	87		
MARQUETTE	min	fg-a	3fg-a	ft-a	reb	ast	to	bk	st	pf	pts	
Dwight Burke	13	1-1	0-0	1-2	3	1	1	0	0	2	3	
Lazar Hayward	28	8-15	1-5	4-5	9	1	3	0	0	4	21	
Dominic James	25	3-7	0-1	2-9	4	3	0	1	1	3	8	
Jerel McNeal	34	6-12	2-4	3-5	4	6	1	1	1	4	17	
Wesley Matthews	32	7-14	2-2	10-10	9	3	2	2	2	2	26	
Maurice Acker	15	2-5	1-2	2-2	0	0	0	0	0	2	4	
Patrick Hazel	22	3-3	0-0	4-6	5	1	3	2	1	2	10	
David Cubilan	16	2-4	2-4	2-2	1	2	2	0	0	1	8	
Jimmy Butler	15	2-4	0-1	2-2	2	1	1	0	0	3	6	
Team					5							
Totals	34-65	8-19	30-43	42	18	13	6	7	27	106		
Halftime: MU 52-36. Dead Ball Rebounds: CSU 5-4. Technical: None. Officials: Tim Nestor, Mike Nance, Tony Dawkins. Attendance: 12,966.												

beyond!THE BOX SCORE

Six of the 10 players to see action against HBU either matched or set new career highs in at least one statistical category.

Marquette Game Notes



Page 15

Milwaukee 80
No. 15/17 Marquette 100

MILWAUKEE (AP) -- Wesley Matthews scored 25 points and Lazar Hayward had a career-high 25 and 10 rebounds as No. 17 Marquette continued its dominance over Wisconsin-Milwaukee with a 100-80 triumph on Saturday.

Jerel McNeal had 22 points and five steals and Dominic James added 16 and eight assists for the Golden Eagles (3-0), who have won all 36 meetings between the two schools which are separated by four miles. The winning streak is the second-longest active stretch against one opponent - Syracuse has beaten Colgate 42 straight times.

Marquette led by five at the break and scored the first 10 points after intermission to take a 55-40 lead with 18:12 remaining.

Patrick Hazel's putback of his own miss capped a 12-3 run as the Golden Eagles extended their lead to 67-48 with 13:52 remaining.

It was the third straight game of at least 25 points for Matthews, who scored a career-high 27 in Marquette's season-opening win against Houston Baptist.

Marquette jumped out to a 9-2 lead but Wisconsin-Milwaukee came right back and the contest was close throughout the first half.

Jason Averkamp's three-point play with 6:08 left gave the Panthers a 36-33 lead but the Golden Eagles closed strong, taking a 45-40 advantage into the locker room as Hayward had five points down the stretch.

Texas Southern 68
No. 15/15 Marquette 85

MILWAUKEE (AP) -- Jerel McNeal scored 20 points and Lazar Hayward added 18 to lead No. 15 Marquette to a 85-68 victory over Texas Southern on Tuesday night.

Marquette (4-0) failed to score 100 points for the first time in three games as the Golden Eagles struggled at times in the first half against Texas Southern (0-4). Marquette, which had averaged a Big East leading 100.3 points in its first three games, ended up with 19 turnovers.

Marquette turned it up on the defensive end, forcing 20 turnovers resulting in 29 points. The Golden Eagles had a total of 11 steals, led by McNeal with four. Wesley Matthews, who averaged 26 points in Marquette's first three games, had 13 and Dominic James added 11 points.

Marquette was bidding to set a school record of three straight games with scoring at least 100 points. The last time Marquette scored 100 points for two straight games was during the 1954-55 season when it beat Bowling Green and Detroit.

Texas Southern got the closest it would get in the second half when Hall stole the ball and scored on a dunk with 18 minutes remaining to cut the deficit to 52-42. But Marquette responded with a 15-6 run over the next 5 minutes to grab a 57-38 lead with 13:05 remaining when James stole the ball and score on a lay in.

Northern Iowa 43
No. 15/15 Marquette 73

CHICAGO (AP) -- Wesley Matthews scored 17 points and No. 15 Marquette used a 20-0 first-half run Friday night to rout Northern Iowa 73-43 in the Chicago Invitational Challenge.

Playing its first game outside of Milwaukee this season, Marquette (5-0) cruised to victory before a small crowd at the Sears Centre. The Golden Eagles also got 15 points from Lazar Hayward and 13 from Jerel McNeal.

Northern Iowa (3-2) was led by Kwadzo Ahelegbe's 11 points.

After an initial feeling-out period, the Golden Eagles broke it open early with the 20-0 run, using a variety of shots and strong defense. During the spurt, Matthews hit a 3-pointer, Dominic James made two 3s' on either side of a timeout, Jimmy Butler followed in a miss and McNeal found the range on yet another 3-pointer on a pass from James.

After another timeout, Patrick Hazel--who started the run with two free throws--had a lay in and then McNeal drove for a sweeping bank shot.

That made it 32-8 with just over five minutes left in the half as the Golden Eagles' quickness and leaping ability were obvious factors early on against the Panthers, who went more than seven minutes without scoring. Marquette had a 20-10 first-half rebounding edge.

Northern scrapped back with eight straight of its own but Marquette maintained control and led 37-18 at the half.

Milwaukee 100, Marquette 80	
Nov. 22, 2008 Milwaukee, Wis.	
MILWAUKEE	min fg-a 3fg-a ft-a reb ast to bk st pf pts
Tony Meier	.14 1-4 1-2 0-0 0 0 3 0 0 5 3
Anthony Hill	.15 1-4 0-0 0-0 2 0 1 0 0 3 2
Deonte Roberts	.25 4-9 0-0 0-0 3 7 0 0 1 5 8
Ricky Franklin	.34 1-10 0-4 4-4 7 1 1 0 0 4 6
Tone Boyle	.38 7-15 3-6 6-7 5 0 5 0 0 2 23
Avery Smith	.27 7-17 2-3 6-9 6 0 3 0 0 3 22
Deion James	.20 1-3 0-1 4-4 5 0 1 0 0 0 6
Zach Holt	.2 0-0 0-0 0-0 0 0 0 0 0 0 0
Kaylan Anderson	.2 0-0 0-0 0-0 1 0 1 0 0 0 0
Jason Averkamp	.7 1-1 0-0 3-3 2 0 0 0 0 1 5
James Eayrs	.16 2-3 1-2 0-0 1 2 0 0 0 2 5
Team	2
Totals	25-66 7-18 23-37 34 10 15 0 1 26 80
MARQUETTE	min fg-a 3fg-a ft-a reb ast to bk st pf pts
Dwight Burke	.15 1-1 0-0 1-2 4 0 2 0 0 4 3
Lazar Hayward	.30 8-14 1-3 8-10 10 1 1 0 1 1 25
Dominic James	.33 5-12 2-5 4-4 3 8 1 1 3 4 16
Jerel McNeal	.30 9-18 1-5 3-4 4 2 0 0 5 4 22
Wesley Matthews	.34 8-16 0-2 9-10 7 2 1 1 1 2 25
Maurice Acker	.16 1-5 0-2 1-3 2 1 1 0 0 1 3
Patrick Hazel	.19 2-3 0-0 0-0 6 0 0 0 1 0 1 4
David Cubillan	.14 1-3 0-1 0-1 3 1 1 0 1 5 2
Jimmy Butler	.7 0-0 0-0 0-0 1 0 1 0 0 0 0
Robert Frozema	.2 0-0 0-0 0-0 1 0 2 0 0 0 0
Team	4
Totals	35-72 4-18 26-34 45 15 10 3 11 22 100
Halftime: MU 45-40. Dead Ball Rebounds: MU 4-2.	
Technical: None. Officials: John Cahill, Jim Haney, Mike Roberts. Attendance: 15,168.	

Texas Southern 68, Marquette 85	
Nov. 25, 2008 Milwaukee, Wis.	
TEXAS SO.	min fg-a 3fg-a ft-a reb ast to bk st pf pts
Jacques Jones	.36 4-7 1-1 1-2 6 2 3 1 2 2 10
Ricky Boyles	.26 7-10 0-0 0-1 11 0 3 2 1 5 14
Michael Drewry	.22 1-5 0-0 0-1 1 0 0 0 0 5 2
Deandre Hall	.31 9-19 1-2 0-0 3 3 7 0 4 4 19
Matthew Miller	.36 2-6 0-3 8-10 3 5 3 0 2 1 12
Damian Henderson	.1 0-0 0-0 0-0 0 0 0 0 0 0 0
Hamid Ford	.7 0-0 0-0 1-2 0 1 2 0 1 1 1
David Burrell	.13 0-1 0-1 0-0 0 1 2 0 2 1 0
Sollie Norwood	.28 2-4 2-4 4-7 0 2 0 0 1 4 10
Team	3
Totals	25-52 4-11 14-23 27 14 20 3 13 24 68
MARQUETTE	min fg-a 3fg-a ft-a reb ast to bk st pf pts
Dwight Burke	.13 1-2 0-0 0-0 1 0 1 0 0 4 2
Lazar Hayward	.30 5-13 0-1 8-10 9 0 4 0 0 2 18
Dominic James	.28 4-7 2-4 1-2 4 4 1 0 3 4 11
Jerel McNeal	.31 5-12 4-7 6-6 8 5 6 0 4 2 20
Wesley Matthews	.26 3-10 0-3 7-10 6 3 4 1 3 4 13
Maurice Acker	.19 3-5 3-4 1-2 2 2 0 0 1 3 10
Patrick Hazel	.15 1-3 0-0 0-2 4 0 1 1 0 1 2
David Cubillan	.16 1-6 1-4 0-0 1 2 2 0 0 1 3
Jimmy Butler	.21 1-2 0-0 4-4 4 1 0 1 0 1 6
Robert Frozema	.1 0-2 0-0 0-0 2 0 0 0 0 0 0
Team	2
Totals	24-62 10-23 27-36 43 17 19 3 11 22 85
Halftime: MU 38-25. Dead Ball Rebounds: MU 7-5.	
Technical: None. Officials: Ron Groover, Earl Robinson, Bruce Bell. Attendance: 12,993.	

Northern Iowa 43, Marquette 73	
Nov. 28, 2008 Chicago, Ill.	
NORTHERN IOWA	min fg-a 3fg-a ft-a reb ast to bk st pf pts
Adam Koch	.25 2-6 0-0 2-2 0 2 1 0 0 2 6
Jordan Elgseder	.22 4-6 0-0 0-0 6 0 0 1 1 3 8
Kwadzo Ahelegbe	.28 5-9 1-2 0-0 1 5 2 0 2 1 11
Johnny Moran	.25 2-7 1-6 0-0 6 2 5 0 0 2 5
Ali Farokhmanesh	.26 1-6 1-6 0-0 1 1 1 0 1 3 3
Brian Haak	.4 0-0 0-0 0-0 0 0 0 0 1 1 0
Jon Montgomery	.14 0-3 0-2 1-3 5 0 0 0 0 1 1
Travis Brown	.17 0-2 0-2 0-0 2 1 5 0 0 4 0
Kerwin Dunham	.13 2-6 0-1 0-0 0 1 0 0 0 2 4
Lucas O'Rear	.19 1-3 0-0 1-2 6 1 0 0 0 2 3
Anthony James	.7 1-3 0-2 0-0 0 0 0 0 0 0 2
Team	2
Totals	18-51 3-21 4-7 29 13 14 1 5 21 43
MARQUETTE	min fg-a 3fg-a ft-a reb ast to bk st pf pts
Dwight Burke	.30 0-0 0-0 1-4 6 0 1 1 0 3 1
Lazar Hayward	.28 5-11 2-5 3-6 8 1 3 0 1 2 15
Dominic James	.21 3-10 2-5 0-0 3 6 1 0 2 0 8
Jerel McNeal	.22 5-9 3-4 0-0 3 3 1 0 2 1 13
Wesley Matthews	.26 5-8 2-4 5-6 7 2 3 0 1 2 17
David Cubillan	.22 2-6 2-5 1-2 3 3 0 0 1 1 7
Maurice Acker	.19 2-6 0-4 0-0 1 3 0 0 1 0 4
Jimmy Butler	.17 1-1 0-0 2-2 4 2 1 0 0 1 4
Patrick Hazel	.10 1-1 0-0 2-2 2 0 0 0 0 5 4
Robert Frozema	.5 0-1 0-0 0-0 2 0 0 0 0 0 0
Team	3
Totals	24-53 11-27 14-22 42 20 10 1 8 15 73
Halftime: MU 37-18. Dead Ball Rebounds: MU 2-0.	
Technical: None. Officials: Frank Raposo, Tim Kelly, Ron Tyburski. Attendance: 3,087.	

beyondTHE BOX SCORE

The victory over the Panthers marked the first time all season MU didn't have at least four players finish with double figures in points.

Marquette Game Notes



Page 16

Dayton 89
No. 15/15 Marquette 75

CHICAGO (AP) -- Rob Lowery scored a career-high 21 points Saturday night and Dayton used its depth and quickness to beat No. 15 Marquette 89-75 in the final of the Chicago Invitational Challenge.

Stephen Thomas converted a three-point play and Johnson tipped in a basket as Dayton expanded a one-point halftime lead to eight early in the second. And the Flyers kept going right at Marquette. Lowery hit a 3-pointer off the dribble and Wright's flying slam dunk gave Dayton a 54-45 lead with 13:13 to go.

Wright drove for another basket and Johnson converted a three-point play for a 59-46 lead with about 12 minutes to go. When Mickey Perry drove for yet another layup, the Flyers were up by 15 with just under 11 minutes left.

Lowery hit another jumper, just beating the shot clock, to give the Flyers a 71-53 lead with 7:34 to go.

Marquette battled back as James hit two baskets and Matthews scored and then made a pair of free throws after a steal to cut the lead to 10 with 5:33 remaining, a stretch that saw the Flyers miss three straight free throws.

David Cubillan's 3-pointer with just over five minutes left got the Golden Eagles within eight, but Dayton hung on as London Warren sank a jumper and the Flyers found the touch from the line, making seven straight. They hit 12 of their final 16 free throws.

Central Michigan 67
No. 25/rv Marquette 81

MILWAUKEE (AP) -- Marquette never practices shooting free throws. The Golden Eagles got all the work they needed at the line against Central Michigan anyway.

Wesley Matthews went 10-for-10 on free throws and scored 18 points, Dominic James added 15 points and No. 25 Marquette bounced back from its first loss with an aggressive defense that stymied the Chippewas in an 81-67 victory Tuesday night.

When that happened, Marquette went to the line, shooting 81.6 percent (31-of-38) in a game that featured 49 fouls and a plodding pace.

"We talk about defending without fouling more times that I tell my wife I love her," Marquette coach Buzz Williams said.

James added seven rebounds and five assists with just one turnover, while Lazar Hayward, who fouled out, scored 14 points. Central Michigan had eight players with at least three fouls.

Jerel McNeal, who finished with 14 points, hit a jumper as time expired in the first half, and Marquette began pulling away to start the second, outworking Central Michigan (2-4) on the glass at key points with a 13-4 run to start the half.

It was never more apparent than when Hayward missed the second of two free throws. Matthews pulled down the rebound and was fouled on the putback, converting the three-point play to make it 47-31.

No. rv/22 Wisconsin 58
No. 25/rv Marquette 61

MILWAUKEE (AP) -- Jerel McNeal scored a season-high 26 points, leading No. 25 Marquette on a second-half comeback to beat in-state rival Wisconsin 61-58.

McNeal scored 19 of his points in the second half, including the go-ahead 3-pointer with 5:26 left. Marquette (7-1) survived a late 3-pointer and layup by Wisconsin's Trevon Hughes and some shaky free-throw shooting of its own to hold on in the final minutes.

Hughes' 3-pointer cut Marquette's lead to 58-54 with 1:20 left in the game. An errant Marquette pass then dribbled out of bounds to Wisconsin, but the Badgers' Joe Krabbenhoft stepped on the baseline on the other end to give the ball back to Marquette.

Lazar Hayward hit one of two free throws, but Hughes hit a layup to cut the lead to 59-56 with 25.9 seconds left. Maurice Acker and Hayward each hit only one of their two free throw attempts in the final 22 seconds, but the Golden Eagles held on to win.

Marquette trailed 33-27 at the half. But with Hughes in foul trouble and sitting out early in the second half, Marquette went on a 12-5 run to tie the game at 46 with just over 10 minutes left in the game — with all 12 points coming from McNeal.

The Golden Eagles had a chance to take the lead after a steal by Dominic James, but Hayward was called for an offensive foul on an aggressive drive to the basket.

Dayton 89, Marquette 75												
Nov. 29, 2008						Chicago, Ill.						
DAYTON	min	fg-a	3fg-a	ft-a	reb	ast	to	bk	st	pf	pts	
Charles Little	18	2-5	0-0	3-4	3	1	1	0	0	5	7	
Chris Wright	32	4-9	0-0	5-10	13	4	0	1	2	4	13	
Kurt Huelisman	19	3-5	0-0	2-2	2	1	1	1	0	3	8	
London Warren	14	1-2	0-0	5-9	1	2	2	0	1	4	7	
Marcus Johnson	19	1-1	0-0	4-4	2	0	1	0	0	3	6	
Mickey Perry	13	3-4	0-1	0-0	0	0	0	0	1	4	6	
Stephen Thomas	8	2-3	0-0	1-1	0	0	0	0	1	0	5	
Paul Williams	11	0-3	0-1	0-0	1	0	0	0	0	2	0	
Luke Fabricius	9	1-3	1-2	0-0	0	0	1	1	1	1	3	
Rob Lowery	23	9-13	2-4	1-2	1	1	3	0	0	1	21	
Devin Searcy	14	0-0	0-0	1-2	4	1	1	2	0	3	1	
Chris Johnson	20	4-9	1-3	3-5	11	1	1	0	0	0	12	
Team					4							
Totals	30:57	4-11	25-39	42	11	11	5	6	30	89		
MARQUETTE	min	fg-a	3fg-a	ft-a	reb	ast	to	bk	st	pf	pts	
Dwight Burke	19	0-1	0-0	2-4	3	0	0	0	0	3	2	
Lazar Hayward	24	2-7	0-1	1-1	8	0	3	0	0	5	5	
Dominic James	35	6-13	2-6	5-11	7	8	2	0	2	4	19	
Jerel McNeal	33	7-23	1-8	1-3	6	3	3	0	1	5	16	
Wesley Matthews	38	7-12	0-3	14-17	7	1	3	0	1	2	28	
David Cubillan	20	2-3	1-2	0-0	1	1	0	0	0	3	5	
Maurice Acker	14	0-1	0-0	0-0	3	2	0	0	2	0	0	
Jimmy Butler	9	0-1	0-0	0-0	1	0	1	0	0	4	0	
Patrick Hazel	8	0-0	0-0	0-0	0	0	0	0	0	0	0	
Team					3							
Totals	24:61	4-20	23-36	39	13	14	0	4	28	75		
Halftime: UD 33-32. Dead Ball Rebounds: MU 5-5. Technical: None. Officials: Tim Nestor, Frank Raposo, Tim Kelly. Attendance: 4,780.												

Central Michigan 67, Marquette 81												
Dec. 2, 2008						Milwaukee, Wis.						
CMU	min	fg-a	3fg-a	ft-a	reb	ast	to	bk	st	pf	pts	
Chris Kellermann	23	5-14	0-6	2-2	5	1	1	0	1	4	12	
Jacoby Hardiman	35	8-12	0-0	4-6	7	2	3	1	2	3	20	
Jeremy Allen	33	8-17	2-6	1-1	3	1	5	0	0	4	19	
Robbie Harman	36	3-12	2-9	2-4	3	7	2	0	2	4	10	
Antonio Weary	33	0-4	0-2	0-0	4	2	1	0	0	3	0	
Lawrence Bridges	7	0-2	0-0	0-0	1	0	1	0	1	3	0	
Brandon Ford	4	0-0	0-0	0-0	1	0	1	0	0	0	0	
William Eddie	1	0-0	0-0	0-0	0	0	1	0	0	0	0	
Marcus Van	16	2-3	0-0	0-0	5	0	1	1	1	5	4	
Adrian Hunter	12	1-3	0-2	0-0	2	0	0	0	0	3	2	
Team					2							
Totals	27:67	4-25	9-13	33	13	16	2	7	29	67		
MARQUETTE	min	fg-a	3fg-a	ft-a	reb	ast	to	bk	st	pf	pts	
Dwight Burke	17	1-2	0-0	1-2	5	0	3	2	1	4	3	
Lazar Hayward	30	5-9	1-2	3-4	8	2	1	0	2	5	14	
Dominic James	33	5-9	1-1	4-7	7	5	1	0	2	0	15	
Jerel McNeal	35	5-10	0-0	4-5	4	5	4	1	2	2	14	
Wesley Matthews	25	4-11	0-1	10-10	3	0	5	0	0	4	18	
Maurice Acker	14	1-3	1-1	0-0	2	0	1	0	1	1	3	
David Cubillan	29	1-6	1-4	2-2	3	4	2	1	1	2	5	
Jimmy Butler	16	1-1	0-0	5-6	1	0	1	2	1	1	7	
Robert Frozema	1	0-0	0-0	2-2	0	0	0	0	0	1	2	
Team					4							
Totals	23:51	4-9	31-38	37	16	18	6	9	20	81		
Halftime: MU 36-27. Dead Ball Rebounds: MU 6-3. Technical: None. Officials: Curtis Shaw, Todd Williams, Mike Roberts. Attendance: 13,158.												

Wisconsin 58, Marquette 61												
Dec. 6, 2008						Milwaukee, Wis.						
WISCONSIN	min	fg-a	3fg-a	ft-a	reb	ast	to	bk	st	pf	pts	
Marcus Landry	28	2-5	1-3	0-2	6	0	2	1	1	2	5	
Joe Krabbenhoft	33	2-2	0-0	0-0	7	2	2	0	2	4	4	
Keaton Nankivil	23	4-6	1-2	2-2	1	1	2	0	0	3	11	
Trevon Hughes	29	5-11	2-6	2-4	2	3	1	0	0	3	14	
Jason Bohannon	28	3-9	2-7	0-0	2	3	4	0	1	2	8	
Jordan Taylor	11	0-3	0-1	1-3	0	0	0	0	0	3	1	
Tim Jarmusz	8	0-1	0-1	0-0	0	0	2	0	1	2	0	
Jon Leuer	19	4-7	0-2	0-0	4	0	1	0	0	2	8	
Rob Wilson	20	2-4	1-2	2-2	5	0	1	0	0	4	7	
Kevin Gullickson	1	0-0	0-0	0-0	0	0	0	0	0	0	0	
Team					3							
Totals	22:48	7-24	7-13	30	9	16	2	5	26	58		
MARQUETTE	min	fg-a	3fg-a	ft-a	reb	ast	to	bk	st	pf	pts	
Dwight Burke	30	0-1	0-0	1-3	4	0	0	0	1	3	1	
Lazar Hayward	35	3-10	0-4	3-7	13	2	5	0	2	3	9	
Dominic James	32	4-10	1-4	1-2	2	4	3	0	1	4	10	
Jerel McNeal	39	10-18	4-7	2-3	7	1	3	0	2	2	26	
Wesley Matthews	39	4-11	0-3	1-1	3	2	0	0	2	0	9	
Maurice Acker	8	0-1	0-1	6-7	0	1	0	0	1	2	6	
Patrick Hazel	4	0-0	0-0	0-0	0	0	1	0	0	2	0	
David Cubillan	6	0-1	0-0	0-0	0	0	0	0	0	0	0	
Jimmy Butler	7	0-0	0-0	0-0	1	0	0	0	0	0	0	
Team					1							
Totals	21:52	5-20	14-23	31	10	12	0	9	16	61		
Halftime: UW 33-27. Dead Ball Rebounds: UW 4-2. Technical: None. Officials: Ted Hillary, Donnee Gray, J.D. Collins. Attendance: 18,895.												

Marquette Game Notes



Page 17

IPFW 50
No. 24/24 Marquette 69

MILWAUKEE (AP) -- Jerel McNeal went on another second-half scoring spree, powering No. 24 Marquette past Indiana-Purdue-Fort Wayne 69-50 on Saturday.

Lazar Hayward scored 19 points and McNeal had 16, including eight in a decisive 12-5 run just after halftime, and the Golden Eagles (8-1) returned to the court after going a week without a game.

McNeal picked right up where he left off despite the long layoff. The senior guard led Marquette on a critical run in its previous game, a comeback victory against in-state rival Wisconsin.

IPFW kept Marquette's potent offense bottled up for most of the first half, and trailed by 13 at halftime. But McNeal scored eight points in the first 5 minutes of the second half to put the game away.

Still, the Mastadons stayed in contention late into the first half, as Ben Botts' 3-pointer cut the Golden Eagles' lead to 25-18 with just under 8 minutes left in the first half. After air-balling another 3-point attempt, Botts hit one from beyond the arc to cut Marquette's lead to 25-21 with 6:27 remaining in the half.

But Marquette outscored IPFW 13-4 the rest of the way, as the Golden Eagles began to establish their more athletic inside game and Botts went cold from outside. Marquette led 38-25 at halftime.

No. 16/19 Tennessee 80
No. 24/23 Marquette 68

NASHVILLE (AP) -- Wayne Chism scored 21 of his 26 points in the second half, and No. 16 Tennessee beat No. 24 Marquette 80-68 on Tuesday night in the second game of the Southeastern Conference/Big East Invitational.

Tyler Smith had 14 points and Bobby Maze added 10 for the Volunteers (7-2), who came in as the SEC's only ranked team and off a big loss at Temple over the weekend.

Wesley Matthews had 30 points for Marquette (8-2), which had a three-game winning streak snapped.

Tennessee wore down the Golden Eagles, who had only eight players due to injuries. Five Marquette players had at least three fouls apiece midway through the second half.

Lazar Hayward added 14 points for Marquette and Jerel McNeal had 10.

Vanderbilt of the SEC beat South Florida 71-52 in the first game.

On a supposedly neutral court, the Volunteers had the Sommet Center painted orange thanks to the 9,498 fans who showed up to watch them take on one of the Big East's record eight teams ranked in the Top 25.

The teams swapped the lead seven times with four ties over the first 10 minutes of the second half alone, and Tennessee couldn't lead by more than four. But the Vols used their deeper bench to wear down Marquette with a little help from officials calling the game tight-lip with 54 fouls.

Western Carolina 77
No. 24/23 Marquette 94

MILWAUKEE (AP) -- Lazar Hayward scored a career-high 27 points as No. 24 Marquette ran away to a 94-77 victory over Western Carolina.

Hayward provided the fireworks in a decisive 12-4 Marquette run midway through the first half, powering the Golden Eagles (9-2) to a 20-point lead and quickly putting the game out of reach for the Catamounts (5-4).

Jerel McNeal scored 19 and Wesley Matthews added 18 for Marquette, which made a strong recovery from its loss at Tennessee on Tuesday night.

But Friday's victory, which came in front of a sparse crowd after a winter storm dumped 10-plus inches of snow on the Milwaukee area, might not be enough to keep the Golden Eagles from falling out of the Top 25 next week.

Brandon Giles scored 17 to lead Western Carolina, which has lost two straight.

Hayward played a starring role, showing his versatility in Marquette's decisive first-half run. With the Golden Eagles already leading 19-7, Matthews stole the ball and passed it ahead to Hayward, who scored a layup in traffic. Showing decent outside touch for a big man, Hayward then hit a 3-pointer from the top of the key.

Then Hayward leaped to block a layup attempt by Western Carolina's Kendall Russell and hit two free throws after being fouled on the other end to put Marquette up 26-7.

IPFW 50, Marquette 69												
Dec. 13, 2008 Milwaukee, Wis.												
IPFW	min	fg-a	3fg-a	ft-a	reb	ast	to	bk	st	pf	pts	
David Carson	34	6-15	1-3	4-6	4	1	2	0	1	3	17	
Deilvez Yearby	22	1-5	0-0	1-4	11	1	4	2	0	2	3	
Nick Daniels	33	1-6	0-2	0-0	3	5	2	0	1	2	2	
Zach Plackemeier	34	3-10	2-6	0-0	1	0	3	0	0	2	8	
Ben Botts	28	4-14	3-9	0-0	1	1	1	0	1	2	11	
Jakaron Johnson	4	1-2	0-0	0-0	0	0	0	0	0	1	2	
Aaron Richie	22	0-2	0-0	1-3	5	1	0	0	1	2	1	
John Pekinpaugh	3	0-0	0-0	0-0	0	0	0	0	0	0	0	
Jeremy Mixon	3	0-0	0-0	0-0	0	0	0	0	0	1	0	
Terry Bembry	4	0-1	0-0	0-0	0	0	0	0	1	0	0	
Trey McCorkle	13	3-4	0-0	0-0	4	0	0	0	0	2	6	
Team					3							
Totals	19-59	6-20	6-13	29	9	12	2	6	16	50		
MARQUETTE	min	fg-a	3fg-a	ft-a	reb	ast	to	bk	st	pf	pts	
Dwight Burke	22	1-3	0-0	3-6	6	0	0	0	0	3	5	
Lazar Hayward	30	9-17	1-5	0-0	18	1	4	1	0	2	19	
Dominic James	24	4-7	0-1	2-4	1	5	2	0	2	0	10	
Jerel McNeal	26	6-12	2-3	2-2	4	3	2	1	2	0	16	
Wesley Matthews	25	5-11	1-2	2-3	9	4	1	3	2	1	13	
Maurice Acker	16	0-2	0-2	0-0	0	2	1	0	0	0	0	
Patrick Hazel	17	1-1	0-0	0-0	3	0	2	0	0	4	2	
David Cubillan	20	1-5	0-0	0-0	1	1	1	0	1	0	2	
Jimmy Butler	18	1-1	0-0	1-2	1	1	0	0	1	2	2	
Robert Frozana	2	0-0	0-0	0-0	0	0	0	0	0	0	0	
Team					1							
Totals	28-59	4-17	9-16	48	17	14	5	8	12	69		
Halftime: MU 38-25. Dead Ball Rebounds: 3-3. Technical: None. Officials: Frank Scagliotta, Chris Beaver, Clarence Armstrong. Attendance: 13,470.												

Tennessee 80, Marquette 68												
Dec. 16, 2008 Nashville, Tenn.												
TENNESSEE	min	fg-a	3fg-a	ft-a	reb	ast	to	bk	st	pf	pts	
Tyler Smith	29	4-6	0-0	6-6	3	2	0	0	0	3	14	
Wayne Chism	29	8-11	2-5	8-11	11	1	2	0	0	3	26	
Bobby Maze	32	3-9	1-3	3-5	4	6	4	0	1	1	10	
Josh Tabb	30	2-2	1-1	0-0	3	5	2	0	2	4	5	
Scotty Hopson	23	1-7	0-4	0-0	1	0	4	0	1	3	2	
Renaldo Woolridge	19	3-6	2-5	0-0	3	1	2	0	0	3	8	
Emmanuel Ngegu	7	0-0	0-0	3-4	1	0	0	0	0	2	3	
Steven Pearl	1	0-0	0-0	0-0	0	0	1	0	0	0	0	
Cameron Tatum	17	1-5	0-4	5-8	3	1	1	0	2	3	7	
Brian Williams	14	2-3	0-0	1-2	2	0	1	0	0	2	5	
Team					2							
Totals	24-49	6-22	26-36	33	16	17	0	6	24	80		
MARQUETTE	min	fg-a	3fg-a	ft-a	reb	ast	to	bk	st	pf	pts	
Dwight Burke	32	0-0	0-0	3-6	4	0	1	0	1	5	3	
Lazar Hayward	35	5-15	2-6	2-2	7	1	3	1	2	3	14	
Dominic James	37	3-12	2-8	0-0	5	5	3	1	0	4	8	
Jerel McNeal	25	4-7	1-3	1-2	2	0	4	0	0	5	10	
Wesley Matthews	36	6-12	3-7	15-18	4	3	3	0	2	5	30	
Maurice Acker	8	0-2	0-1	0-0	0	0	0	0	0	3	0	
Patrick Hazel	6	0-0	0-0	1-2	2	0	0	0	0	1	1	
David Cubillan	1	0-0	0-0	0-0	0	0	0	0	0	0	0	
Jimmy Butler	21	0-0	0-0	2-5	5	1	2	0	0	4	2	
Team					2							
Totals	18-48	8-25	24-35	31	10	16	2	5	30	68		
Halftime: 32-32. Dead Ball Rebounds: MU 8-4. Technical: James (MU). Officials: Tony Greene, Tim Higgins, Doug Shows. Attendance: 9,498.												

Western Carolina 77, Marquette 94												
Dec. 19, 2008 Milwaukee, Wis.												
WCU	min	fg-a	3fg-a	ft-a	reb	ast	to	bk	st	pf	pts	
Harouna Mutombo	26	4-13	1-6	3-4	2	4	2	1	3	1	12	
Adrian Gaillard	10	1-4	0-0	1-1	1	1	0	0	0	4	3	
Jake Robinson	22	2-3	2-2	0-0	2	1	1	0	0	2	6	
Brandon Giles	27	6-13	4-6	1-1	5	1	5	0	1	3	17	
Brigham Waginger	30	4-7	4-7	0-0	2	5	2	0	0	4	12	
Kendall Russell	9	1-3	0-0	0-0	1	1	2	0	0	1	2	
Antoine Childs	6	1-1	1-1	2-2	0	0	1	0	0	2	5	
Keaton Cole	10	1-1	1-1	0-0	0	1	0	0	0	0	3	
Greg Avery	26	3-7	0-2	4-6	4	1	1	0	0	2	10	
Tim Magowan	1	0-0	0-0	0-0	0	0	0	0	0	0	0	
Blake Gallagher	14	1-1	0-0	0-0	3	1	1	0	0	2	2	
Richie Gordon	19	2-3	0-0	1-2	5	1	3	0	1	2	5	
Team					2							
Totals	26-56	13-25	12-16	27	17	18	1	7	23	77		
MARQUETTE	min	fg-a	3fg-a	ft-a	reb	ast	to	bk	st	pf	pts	
Dwight Burke	14	0-0	0-0	0-0	3	0	0	0	0	3	0	
Lazar Hayward	23	8-13	2-3	9-9	5	2	1	1	1	1	27	
Dominic James	24	2-6	0-1	2-2	1	6	4	0	1	1	6	
Jerel McNeal	30	6-8	5-6	2-2	5	5	3	0	0	1	19	
Wesley Matthews	24	5-8	2-3	6-9	4	5	1	0	2	1	18	
Maurice Acker	18	3-4	2-3	0-0	0	2	2	0	2	2	8	
Patrick Hazel	13	2-2	0-0	0-0	2	0	0	1	2	1	4	
David Cubillan	3	0-1	0-0	0-0	0	0	0	0	0	0	0	
Joseph Fulce	11	1-2	0-1	0-0	4	1	1	0	0	2	2	
Jimmy Butler	28	2-7	0-0	3-4	6	3	1	0	1	1	7	
Chris Otule	11	0-3	0-0	3-6	1	0	1	1	0	3	3	
Robert Frozana	1	0-0	0-0	0-0	0	0	0	0	0	0	0	
Team					3							
Totals	29-54	11-17	25-32	34	24	15	3	9	16	94		
Halftime: MU 53-27. Dead Ball Rebounds: MU 3-1. Technical: None. Officials: John Cahill, Brian O'Connell, Michael Stephens. Attendance: 13,653.												

beyond! THE BOX SCORE

Lazar Hayward's total of 18 rebounds was one short of the Bradley Center record, set by Ron Curry in 1992 and Amal McCaskill in 1995.

Marquette Game Notes



Page 18

NC State 65
No. rv/25 Marquette 68

RALEIGH (AP) -- Dominic James' 3-pointer with 0.4 seconds remaining lifted Marquette past North Carolina State 68-65 on Monday night.

Jerel McNeal scored 20 points and James added 18 for the Golden Eagles (10-2).

Brandon Costner matched a season high with 24 points on 9-of-10 shooting to lead N.C. State (7-2), which couldn't overcome 18 turnovers and had no answer down the stretch for James.

Marquette's diminutive point guard corralled the rebound of Ben McCauley's miss in traffic with about 30 seconds left and the game tied at 65-all. The Golden Eagles called timeout and James dribbled out most of the clock before coming left off a screen and swishing his third 3 of the final 4 minutes.

"It's pretty big. Probably No. 1, just because it's Coach's first road win," James said. "It's big for this team. I'm living in the moment, so it's definitely No. 1. It's our first true road win and road game. Just going into conference with that type of play, that type of momentum, that's what you need."

McCauley caught Costner's desperation inbound heave, turned and hit a turnaround jumper - but it came an instant after the horn, and the forward was a step inside the 3-point arc anyway.

Presbyterian 45
No. rv/25 Marquette 84

MILWAUKEE (AP) -- Lazar Hayward scored 22 points and grabbed 11 rebounds and Wesley Matthews added 21 points as Marquette cruised to an 84-45 victory over Presbyterian on Sunday.

Marquette (11-2) opened the game with an 18-4 run, and closed the first half with a 13-3 streak to lead 40-18 at halftime. The Golden Eagles never were threatened in the second half in posting their largest margin of victory this season.

Al'Lonzo Coleman scored 13 points and Josh Johnson added 11 points for the Blue Hose (5-8).

Jerel McNeal scored nine points and Dominic James and Jimmy Butler had eight points apiece for the Golden Eagles.

The bigger Marquette team dominated on the boards, outrebounding the Blue Hose, 44-20, and scoring 19 second-chance points to none for Presbyterian.

It was the final tuneup game for Marquette before it opens Big East play Thursday against Villanova.

No. 15/13 Villanova 72
No. rv/25 Marquette 79

MILWAUKEE (AP) -- Jerel McNeal scored 24 points and Marquette opened Big East play with an upset, beating No. 15 Villanova 79-72 Thursday.

McNeal's 3-pointer with 3:55 remaining capped a 7-0 run by Marquette (12-2), giving the Golden Eagles an eight-point lead that Villanova couldn't chip away in the closing minutes.

Wesley Matthews added 19, including 16 in the second half.

Corey Fisher scored 21 for the Wildcats (12-2, 0-1), who held each of their first 13 opponents to 68 points or less. Dante Cunningham added 16 points and eight rebounds.

With Marquette leading by 1 point and 5:39 left, the Golden Eagles took control via a 7-0 run that began with a long jumper by Matthews to put Marquette ahead 61-58. Cunningham then was called for traveling under the basket, handing the ball back to the Golden Eagles.

Matthews then drained a long turnaround jumper, pumping his fist as he extended the lead to 63-58. Marquette's Dominic James then drew a charge on Fisher.

McNeal hit a 3-pointer, putting Marquette up 66-58 with 3:55 left and forcing Villanova coach Jay Wright to call a timeout.

NC State 65, Marquette 68												
Dec. 22, 2008 Raleigh, N.C.												
NC ST.	min	fg-a	3fg-a	ft-a	reb	ast	to	bk	st	pf	pts	
Courtney Fells	31	5-9	2-4	0-0	3	0	2	2	0	3	12	
Trevor Ferguson	32	2-8	1-5	0-0	1	4	4	1	1	1	5	
Julius Mays	16	2-4	0-0	0-0	2	1	3	0	0	4	4	
Brandon Costner	32	9-10	5-5	1-1	8	4	2	0	2	2	24	
Ben McCauley	28	2-5	0-0	4-6	4	2	0	0	2	1	8	
Simon Harris	10	0-0	0-0	0-0	4	0	1	1	0	0	0	
Javier Gonzalez	2	0-1	0-1	0-0	0	0	1	0	0	0	0	
Farnold Degans	21	1-2	0-1	0-0	0	1	1	0	0	1	2	
C.J. Williams	5	0-0	0-0	0-0	0	1	1	0	0	0	0	
Tracy Smith	12	3-7	0-0	4-6	2	0	1	1	0	1	10	
Johnny Thomas	3	0-0	0-0	0-0	0	0	1	0	0	0	0	
Dennis Homer	8	0-1	0-0	0-0	1	0	0	0	0	0	0	
Team					4							
Totals	24-47	8-16	9-13	29	13	18	5	5	13	65		
MARQUETTE	min	fg-a	3fg-a	ft-a	reb	ast	to	bk	st	pf	pts	
Dwight Burke	25	1-1	0-0	2-2	1	1	0	1	0	3	4	
Lazar Hayward	35	6-12	2-5	2-2	6	1	1	0	0	3	16	
Dominic James	32	7-14	4-6	0-0	4	6	2	0	0	1	18	
Jerel McNeal	38	9-18	0-3	2-2	3	0	4	2	4	3	20	
Wesley Matthews	36	2-4	1-2	0-2	4	0	3	0	1	3	5	
Maurice Acker	9	0-0	0-0	0-0	1	1	0	0	0	2	0	
Pat Hazel	12	2-3	0-0	0-0	2	0	0	1	2	3	4	
David Cubillan	2	0-0	0-0	0-0	1	0	0	0	0	0	0	
Jimmy Butler	11	0-4	0-0	1-2	1	0	0	0	1	0	1	
Team					2							
Totals	27-56	7-16	7-10	25	9	10	4	8	18	68		
Halftime: NC St. 35-32. Dead Ball Rebounds: NC St. 3-2. Technical: None. Officials: Karl Hess, Bernard Clinton, Mike Kitts. Attendance: 16,819.												

Presbyterian 45, Marquette 84												
Dec. 28, 2008 Milwaukee, Wis.												
PRESBYTERIAN	min	fg-a	3fg-a	ft-a	reb	ast	to	bk	st	pf	pts	
Chase Holmes	37	3-11	1-6	0-0	0	2	2	1	2	3	7	
Travis Sligh	25	2-2	0-0	0-0	2	0	1	0	0	3	4	
Al'Lonzo Coleman	24	5-8	0-0	3-3	4	0	3	0	1	4	13	
Pierre Miller	38	2-10	2-7	2-2	0	4	1	0	0	2	8	
Josh Johnson	37	4-11	2-7	1-2	3	2	2	1	1	1	11	
Kevin Davis	4	0-0	0-0	0-0	0	0	0	0	0	0	0	
Daniel Brown	1	0-0	0-0	0-0	0	0	0	0	0	0	0	
Steven Gatkouth	14	0-2	0-0	0-0	3	0	2	2	0	2	0	
Aaron Gibbs	20	1-3	0-0	0-0	5	0	1	2	1	1	2	
Team					3							
Totals	17-47	5-20	6-7	20	8	13	7	5	16	45		
MARQUETTE	min	fg-a	3fg-a	ft-a	reb	ast	to	bk	st	pf	pts	
Dwight Burke	16	1-2	0-0	4-4	6	1	0	0	0	1	6	
Lazar Hayward	22	8-13	5-9	1-1	11	3	0	1	0	1	22	
Dominic James	25	4-9	0-3	0-2	1	3	2	0	2	1	8	
Jerel McNeal	27	4-11	1-3	0-0	6	2	2	0	1	2	9	
Wesley Matthews	29	7-11	2-3	5-5	6	3	1	0	0	0	21	
Maurice Acker	16	0-2	0-2	1-2	2	10	1	0	4	1	1	
Patrick Hazel	10	0-0	0-0	0-0	1	0	0	0	0	0	0	
David Cubillan	13	1-1	1-1	0-0	0	1	2	0	0	1	3	
Joseph Fulce	12	1-5	0-1	0-0	2	0	0	1	0	1	2	
Jimmy Butler	16	3-4	0-0	2-2	2	0	0	0	0	0	8	
Chris Otule	14	2-5	0-0	0-0	5	0	0	1	0	2	4	
Team					2							
Totals	31-63	9-22	13-16	44	23	8	3	7	10	84		
Halftime: MU 40-18. Dead Ball Rebounds: 1-1. Technical: James (MU). Officials: Tim Clougherty, Brian O'connell, Brent Barnaky. Attendance: 13,879.												

Villanova 72, Marquette 79												
Jan. 1, 2009 Milwaukee, Wis.												
VILLANOVA	min	fg-a	3fg-a	ft-a	reb	ast	to	bk	st	pf	pts	
Antonio Pena	7	0-1	0-0	0-0	4	1	1	0	0	3	0	
Dante Cunningham	35	6-11	0-0	4-4	8	1	1	1	1	2	16	
Scottie Reynolds	35	6-15	3-8	0-0	1	1	4	0	2	5	15	
Reggie Redding	24	0-4	0-2	4-4	3	2	3	0	2	4	4	
Corey Stokes	24	3-8	2-5	2-2	1	2	2	0	2	2	10	
Corey Fisher	33	6-14	1-3	8-11	5	1	3	0	2	3	21	
Shane Clark	20	1-1	0-0	0-0	3	1	1	0	1	2	2	
Dwayne Anderson	22	2-4	0-2	0-0	5	2	0	0	0	4	4	
Team					--							
Totals	24-58	6-20	18-21	30	11	16	3	9	28	72		
MARQUETTE	min	fg-a	3fg-a	ft-a	reb	ast	to	bk	st	pf	pts	
Dwight Burke	15	1-1	0-0	0-0	2	0	1	0	0	5	2	
Lazar Hayward	35	4-8	1-3	6-7	5	2	2	0	2	2	15	
Dominic James	35	6-16	4-10	1-4	6	3	5	0	1	1	17	
Jerel McNeal	37	7-14	4-8	6-8	4	7	2	0	0	2	24	
Wesley Matthews	36	5-6	1-2	8-10	3	1	3	1	1	2	19	
Maurice Acker	5	0-1	0-1	0-0	1	1	2	0	0	0	0	
Patrick Hazel	21	0-0	0-0	2-2	3	0	1	0	0	4	2	
David Cubillan	1	0-0	0-0	0-0	0	0	0	0	0	0	0	
Jimmy Butler	15	0-4	0-0	0-0	7	1	1	0	0	2	0	
Team					1							
Totals	23-50	10-24	23-31	32	15	19	1	4	18	79		
Halftime: MU 36-32. Dead Ball Rebounds: MU 5-2. Technical: None. Officials: Ed Corbett, Tim Higgins, Curtis Shaw. Attendance: 16,446.												

beyond!THE BOX SCORE

Senior Wesley Matthews netted 16 of his 19 points in the second half, including the basket that gave MU to lead for good.

Marquette Game Notes



Page 19

Cincinnati 50
No. rv/25 Marquette 84

MILWAUKEE (AP) -- Jerel McNeal scored 26 points and hit a career-high seven 3-pointers as Marquette rolled to an easy 84-50 victory over Cincinnati on Sunday.

"He's already hard to guard," head coach Buzz Williams said. "But when he gets in a groove he becomes really hard to guard. And I think the thing that helps him is he had six assists, which is a high number for him."

Wesley Matthews added 17 points for Marquette (13-2, 2-0 Big East), which won its first two Big East Conference games for the first time since joining the conference in 2005. Marquette upset Villanova 79-72 Thursday in its Big East opener.

Cincinnati (10-4, 0-1 Big East), which struggled with shooting throughout the game, was led by Rashad Bishop and Larry Davis with 11 points each. The Bearcats top scorer, Deonta Vaughn, had been averaging 15.2 points per game, but was held to no points on Sunday as he missed all eight shots he took.

Marquette put the game away at the start of the second half with a 25-4 run. Lazar Hayward scored 11 of Marquette's first 13 points during that run, including three 3-pointers. Hayward finished with 16 points.

Rutgers 76
No. 18/15 Marquette 81

NEW BRUNSWICK, N.J. (AP) -- Wesley Matthews was unaware he set a school record with his 10-for-10 shooting, but was very conscious of the foul shot he missed when his Marquette team was watching a huge lead nearly slip away.

"You take it how you can get it," said Matthews after his 23 points and six rebounds helped No. 18 Marquette survive a furious Rutgers rally and take an 81-76 win Wednesday night. "It shouldn't have been a game like this, we [almost] blew a 21-point lead. That happens. It's the Big East, you're on the road."

Dominic James had 15 points and six assists and Jimmy Butler came off the bench for nine points for the Golden Eagles (14-2), who won their sixth straight in starting 3-0 in the Big East for the first time since joining the conference in 2005.

Rutgers (9-7, 0-3), which dropped its fourth straight, got 22 from Mike Rosario. The freshman helped shoot the Scarlet Knights back in it after a six-point first half in which he shot 0-for-6 from 3-point range.

Rosario made two 3-pointers during Rutgers run, and Corey Chandler added 19 points and seven rebounds for the Knights. J.R. Inman scored all nine of his points in the second half.

No. 25/22 West Virginia 53
No. 18/15 Marquette 75

MILWAUKEE (AP) -- Jerel McNeal scored 26 points to lead No. 18 Marquette past No. 25 West Virginia 75-53 Saturday.

Dominic James added 17 points and Wesley Matthews scored all 13 of his points in the second half for the Golden Eagles (15-2, 4-0 Big East), who recovered from a rough shooting start against a physical Mountaineers team to take control in the second half.

Marquette took control with a 16-5 run down the stretch--and most of the Golden Eagles' points came at the free throw line, stoking the ire of West Virginia coach Bob Huggins.

With Marquette leading by 2, McNeal began the run with a 3-pointer at the 8:29 mark, earning a slap on the backside from coach Buzz Williams as he got back on defense.

West Virginia's Wellington Smith made a jumper, but the Golden Eagles went on to score the next six points on free throws while playing some physical defense of their own.

Matthews picked up his fourth foul, and was replaced by Dwight Burke--who immediately blocked a shot by Smith into the front row. Marquette then forced a bad shot by Will Thomas as the shot clock expired, the beginning of a two-minute scoreless skid by the Mountaineers.

McNeal hit another 3-pointer with 5:26 left, putting Marquette up 60-48. Huggins called a timeout, then was called for a technical foul for arguing with an official.

Cincinnati 50, Marquette 84												
Jan. 4, 2009 Milwaukee, Wis.												
CINCINNATI	min	fg-a	3fg-a	ft-a	reb	ast	to	bk	st	pf	pts	
Mike Williams	25	1-4	0-0	3-4	3	1	3	0	0	1	5	
Rashad Bishop	33	5-11	0-2	1-1	7	2	0	0	0	1	11	
Yancy Gates	23	5-10	0-0	0-0	3	0	0	1	0	3	10	
Deonta Vaughn	37	0-8	0-0	0-0	4	10	2	0	1	3	0	
Larry Davis	25	4-9	1-2	2-2	1	1	3	0	0	3	11	
Dion Dixon	15	1-5	1-5	0-0	2	1	2	0	1	1	3	
Darnell Wilks	2	0-0	0-0	0-0	0	0	0	0	0	1	0	
Brandon Miller	3	0-2	0-1	2-2	1	0	0	0	0	0	2	
Alvin Mitchell	12	1-4	1-3	0-0	2	0	0	0	0	0	3	
Anthony McClain	5	0-0	0-0	0-0	1	0	1	0	0	0	0	
Steve Toyloy	20	1-2	0-0	3-3	4	0	3	0	0	4	5	
Team					4							
Totals	185	3-19	11-12	32	15	15	1	2	17	50		
MARQUETTE	min	fg-a	3fg-a	ft-a	reb	ast	to	bk	st	pf	pts	
Dwight Burke	14	0-0	0-0	0-0	6	0	0	0	0	2	0	
Lazar Hayward	20	5-9	4-6	2-2	1	1	1	0	1	2	16	
Dominic James	30	2-8	1-6	2-2	2	4	0	0	1	1	9	
Jerel McNeal	31	9-10	7-7	1-2	5	6	2	0	0	1	26	
Wesley Matthews	28	4-10	2-3	7-8	6	4	2	0	0	4	17	
Maurice Acker	12	1-3	1-3	0-0	0	2	3	0	0	2	3	
Patrick Hazel	13	2-3	0-0	0-0	3	0	0	1	1	1	4	
David Cubillan	9	0-0	0-0	0-0	1	0	0	0	0	0	0	
Joseph Fulce	5	1-1	0-0	1-2	1	1	0	0	0	1	3	
Jimmy Butler	23	0-3	0-0	2-2	4	1	0	0	0	2	2	
Chris Otule	13	2-3	0-0	2-2	2	0	0	2	0	0	4	
Robert Frozema	2	0-0	0-0	0-0	0	0	0	0	0	0	0	
Team												
Totals	270	15-25	15-20	31	19	8	3	3	17	84		
Halftime: MU 41-27. Dead Ball Rebounds: MU 3-0. Technical: None. Officials: Pat Driscoll, Paul Faia, Ed hightower. Attendance: 16,667.												

Rutgers 76, Marquette 81												
Jan. 7, 2009 New Brunswick, N.J.												
RUTGERS	min	fg-a	3fg-a	ft-a	reb	ast	to	bk	st	pf	pts	
Gregory Echenique	23	3-4	0-0	2-3	6	0	1	1	0	2	8	
Hamady Ndiaye	32	1-1	0-0	0-2	5	0	2	3	0	3	2	
Corey Chandler	31	7-16	3-6	2-2	7	2	4	0	0	3	19	
Anthony Farmer	24	3-5	0-1	0-0	3	3	2	0	0	5	6	
Mike Rosario	33	9-24	2-10	2-2	3	0	2	0	1	5	22	
Earl Pettis	13	2-4	0-1	0-0	2	2	1	0	0	2	4	
JR Inman	24	4-4	1-1	0-0	8	1	1	0	0	4	9	
Mike Coburn	17	2-4	0-0	2-2	1	2	0	1	0	0	6	
Jaron Griffin	3	0-1	0-1	0-0	0	0	1	0	0	0	0	
Team					2							
Totals	31-63	6-20	8-11	39	9	17	4	2	24	76		
MARQUETTE	min	fg-a	3fg-a	ft-a	reb	ast	to	bk	st	pf	pts	
Dwight Burke	22	4-4	0-0	0-0	4	0	1	0	1	3	8	
Lazar Hayward	26	3-13	0-3	4-4	5	2	1	0	1	3	10	
Dominic James	36	7-13	1-4	0-1	2	6	1	0	2	1	15	
Jerel McNeal	35	4-9	1-4	7-8	4	3	1	1	2	0	16	
Wesley Matthews	37	10-10	0-0	3-6	6	2	1	1	2	1	23	
Maurice Acker	4	0-1	0-1	0-0	1	1	0	0	0	0	0	
Patrick Hazel	11	0-1	0-0	0-0	1	0	1	0	0	2	0	
David Cubillan	5	0-1	0-0	0-0	0	0	0	0	0	1	0	
Jimmy Butler	16	3-7	0-1	3-5	1	0	2	1	1	2	9	
Chris Otule	8	0-0	0-0	0-0	1	0	2	0	0	2	0	
Team					3							
Totals	31-59	2-13	17-24	28	14	10	3	9	15	81		
Halftime: MU 37-28. Dead Ball Rebounds: MU 2-1. Technical: None. Officials: Mike Kitts, Mike Roberts, Tim Clougherty. Attendance: 4,112.												

West Virginia 53, Marquette 75												
Jan. 10, 2009 Milwaukee, Wis.												
WEST VIRGINIA	min	fg-a	3fg-a	ft-a	reb	ast	to	bk	st	pf	pts	
Da'Sean Butler	23	6-11	3-4	1-3	5	0	2	0	0	5	16	
Devin Ebanks	32	4-6	0-0	0-0	3	1	1	0	0	1	8	
Wellington Smith	24	3-6	0-1	0-0	3	2	1	0	1	2	6	
Alex Ruoff	38	4-12	2-7	3-4	5	8	2	0	0	3	13	
Darryl Bryant	13	0-4	0-0	0-0	1	1	4	0	1	3	0	
Cam Thoroughman	19	2-6	0-0	0-1	6	0	1	0	1	1	4	
Kevin Jones	19	1-5	0-0	2-2	6	2	1	0	1	1	4	
Will Thomas	5	0-3	0-0	0-0	2	0	0	0	0	0	0	
John Flowers	26	1-5	0-0	0-0	1	1	0	1	0	4	2	
Dee Proby	1	0-2	0-0	0-0	0	0	0	0	0	1	0	
Team					3							
Totals	21-60	5-14	6-10	35	15	13	1	4	23	53		
MARQUETTE	min	fg-a	3fg-a	ft-a	reb	ast	to	bk	st	pf	pts	
Dwight Burke	23	0-1	0-0	4-6	5	0	0	2	0	2	4	
Lazar Hayward	29	2-6	1-2	2-2	9	0	0	0	0	2	7	
Dominic James	40	8-18	1-5	0-0	2	7	1	0	3	0	17	
Jerel McNeal	40	9-19	3-9	5-6	7	1	6	0	3	2	26	
Wesley Matthews	25	3-9	0-1	7-7	5	2	0	0	0	4	13	
Patrick Hazel	16	1-2	0-0	0-0	2	0	1	0	0	1	2	
Jimmy Butler	27	0-1	0-0	6-6	4	0	0	1	1	2	6	
Team					3							
Totals	23-56	5-17	24-27	37	10	8	3	7	13	75		
Halftime: WVU 31-29. Dead Ball Rebounds: 3-3. Technical: WVU (Team). Officials: Jim Burr, John Gaffney, Joe Lindsay. Attendance: 17,085.												

beyond!THE BOX SCORE

Senior Jerel McNeal's 7-for-7 effort from behind the 3-point line set a MU and BIG EAST record for attempts without a miss.

beyond!THE BOX SCORE

Senior Wesley Matthews made all 10 of his shots from the field to set a school record of field goal percentage (min. 10 attempts).

Marquette Game Notes



Page 20

Providence 82
No. 14/14 Marquette 91

PROVIDENCE (AP) -- No. 14 Marquette rallied from a 13-point deficit in the second half and beat Providence 91-82 on Saturday night in a game interrupted when Jonathan Xavier came out of the stands to protest the non-call.

Lazar Hayward scored 25 points, hitting the go-ahead 3-pointer with 2:10 left, and Jerel McNeal also scored 25 as Marquette (16-2, 5-0 Big East) extended the best start of its tenure in the Big East. The Golden Eagles last started 5-0 in the conference when they were a member of the Great Midwest in 1992-93.

Geoff McDermott scored eight points with 11 rebounds in the first half, helping Providence open a 28-17 lead with 8:39 left. But the Golden Eagles scored the next three baskets and trailed 45-40 at the break.

Providence opened a 59-46 advantage and still led by 12 with 13:11 left when Dominic James hit a 3-pointer and then stole the ball to set up Hayward's dunk that made it 63-56. Hayward hit another 3 to cut a five-point deficit to 74-72, then stole the ball to set up James' dunk for the basket that tied it 76-all.

It was tied at 79 when McNeal hit a 3, Brooks missed from beyond the arc and Matthews, who scored 22, hit a layup on the fast break to start a three-point play. McNeal hit three more free throws to make it a nine-point game, and Matthews' layup gave Marquette an 11-point lead.

DePaul 70
No. 11/10 Marquette 79

MILWAUKEE (AP) -- Jerel McNeal scored 21 points, Wesley Matthews had 20 and Lazar Hayward added 16 points and 17 rebounds to lead No. 11 Marquette to a 79-70 victory over DePaul on Saturday that kept the Golden Eagles undefeated in the Big East.

It is the best start ever for Marquette (17-2, 6-0) in conference play, topping a 5-0 mark 16 years ago when the Golden Eagles were known as the Warriors and played in the Great Midwest. That team also started 17-2.

This one has done it with its vaunted pressure defense and by protecting its homecourt, going 13-0 at the Bradley Center.

Dar Tucker scored 18 points for DePaul (8-12, 0-7), while Will Walker had 17 and Mac Koshwal 14.

Marquette, which also got 10 points from Dwight Burke, went cold to start the second half, missing nine of its first 10 shots and failing to score for one 4 1/2-minute stretch.

The Golden Eagles shot just 32 percent in the second half, but Marquette's defense kept the Blue Demons at bay. Trailing by as many as 15 points, DePaul got as close as 55-48 on a free throw by Tucker.

McNeal, who had six steals, answered with two free throws and Dominic James, who finished with eight points and nine assists, made a steal and scored on a layup that gave Marquette a comfortable lead the rest of the way.

No. rv/22 Notre Dame 64
No. 8/8 Marquette 71

NOTRE DAME, Ind. (AP) -- Marquette had too much down the stretch for reeling Notre Dame.

The eighth-ranked Golden Eagles had four players finish with more than 13 points, led by Jerel McNeal's season-high 27, while Luke Harangody didn't get much help from his teammates as Marquette beat the Fighting Irish 71-64 on Monday night.

It was Marquette's 10th straight victory and Notre Dame's fourth consecutive loss, its longest losing streak in three years.

It was the second loss in a row at home for the Fighting Irish (12-7, 3-5 Big East), who had won 45 straight at the Joyce Center until losing Saturday to No. 2 Connecticut.

The Golden Eagles, (18-2, 7-0), who remain unbeaten in the Big East along with No. 7 Louisville, led most of the game, although the Irish tied it with 4:15 to go. Then Marquette finished it on a 12-5 run.

Wesley Matthews, who had 16 points, started the run by making two free throws and scoring on a fastbreak layup after he stole the ball from Tory Jackson. Then McNeal hit a 3 to put the game out of reach.

Lazar Hayward had 13 points and six rebounds for Marquette and James had nine rebounds.

Marquette outscored the Irish 36-20 in the paint despite being outrebounded 47-34.

Providence 82, Marquette 91												
Jan. 17, 2009 Providence, R.I.												
	min	fg-a	3fg-a	ft-a	reb	ast	to	bk	st	pf	pts	
PROVIDENCE												
Geoff McDermott	34	6-10	0-0	3-9	17	6	6	1	2	2	15	
Jonathan Kale	14	2-2	0-0	0-0	2	1	2	0	0	4	4	
Jeff Xavier	19	3-5	2-3	2-2	2	1	1	0	0	1	10	
Sharaud Curry	37	2-7	2-4	5-7	2	3	4	0	0	3	11	
Weynmi Efejuku	32	4-9	0-2	0-0	4	2	1	0	2	0	8	
Alex Kellogg	5	0-0	0-0	0-0	0	0	0	0	0	1	0	
Marshon Brooks	27	9-15	2-7	1-2	6	4	2	3	2	2	21	
Chris Baudinet	1	0-0	0-0	0-0	0	0	0	0	0	0	0	
Brian McKenzie	17	1-3	0-2	2-2	4	0	2	0	0	5	4	
Randall Hanke	14	4-4	0-0	1-1	0	0	0	1	0	3	9	
Team					1							
Totals	31-55	6-18	14-23	38	17	18	5	6	21	82		
MARQUETTE												
Dwight Burke	9	0-0	0-0	0-0	1	0	1	0	0	2	0	
Lazar Hayward	37	10-19	5-7	0-0	7	2	1	0	2	1	25	
Dominic James	37	4-10	1-3	0-0	5	6	1	0	1	2	9	
Jerel McNeal	36	7-13	3-5	8-14	4	6	3	1	1	3	25	
Wesley Matthews	38	9-17	0-3	4-5	5	1	4	0	1	2	22	
Maurice Acker	17	0-1	0-1	0-1	2	3	0	0	3	3	0	
Patrick Hazel	4	0-0	0-0	0-0	1	0	0	0	0	1	0	
David Cubillan	3	0-1	0-1	0-0	0	0	0	0	0	0	0	
Joseph Fulce	11	3-4	0-0	0-0	1	1	0	0	0	4	6	
Jimmy Butler	8	1-2	0-0	2-2	1	1	0	0	0	4	4	
Team												
Totals	34-67	9-20	14-22	27	20	10	1	8	22	91		
Halftime: PC 45-40. Dead Ball Rebounds: PC 5-3. Technical: None. Officials: Mike Kitts, Todd Williams, James Breeding. Attendance: 10,221.												

DePaul 70, Marquette 79												
Jan. 24, 2009 Milwaukee, Wis.												
	min	fg-a	3fg-a	ft-a	reb	ast	to	bk	st	pf	pts	
DEPAUL												
Dar Tucker	39	5-13	1-4	7-8	4	3	2	0	2	0	18	
Mac Koshwal	32	5-9	0-0	4-6	9	2	4	2	0	4	14	
Michael Bizoukas	26	2-6	0-1	0-0	5	3	1	1	2	4	4	
Jabari Currie	21	2-6	0-3	0-0	1	5	3	0	0	1	4	
Will Walker	38	6-12	4-7	1-2	3	3	1	0	0	1	17	
Devin Hill	3	0-0	0-0	0-0	0	0	0	0	0	0	0	
Mario Stula	12	3-4	2-3	0-0	1	0	1	0	0	3	8	
Jeremiah Kelly	14	0-2	0-1	0-0	0	1	2	0	0	4	0	
Mattija Poscic	10	2-2	1-1	0-0	1	0	1	0	0	5	5	
Kene Obi	5	0-2	0-0	0-0	0	0	0	1	0	1	0	
Team					4							
Totals	25-56	8-20	12-16	28	17	16	4	4	23	70		
MARQUETTE												
Dwight Burke	32	4-4	0-0	2-6	7	0	1	0	0	0	10	
Lazar Hayward	29	6-13	0-2	4-5	17	1	1	0	2	1	16	
Dominic James	37	2-8	1-3	3-9	3	9	2	1	3	2	8	
Jerel McNeal	38	7-16	2-3	5-6	3	1	2	0	6	4	21	
Wesley Matthews	39	7-15	1-3	5-6	6	3	3	1	2	3	20	
Maurice Acker	3	0-1	0-1	0-0	0	0	0	0	0	1	0	
Patrick Hazel	6	0-0	0-0	0-0	0	0	0	0	1	1	0	
David Cubillan	3	0-1	0-0	0-0	0	0	0	0	0	1	0	
Jimmy Butler	12	1-1	0-0	2-4	2	0	0	0	0	0	4	
Chris Otule	1	0-0	0-0	0-0	0	0	1	0	0	1	0	
Team					3							
Totals	27-59	4-12	21-36	41	14	10	2	14	15	79		
Halftime: MU 48-34. Dead Ball Rebounds: MU 9-3. Technical: MU (Team). Officials: John Cahill, Frank Scagliotta, Tim Clougherty. Attendance: 18,949.												

Notre Dame 64, Marquette 71												
Jan. 26, 2009 Notre Dame, Ind.												
	min	fg-a	3fg-a	ft-a	reb	ast	to	bk	st	pf	pts	
NOTRE DAME												
Luke Zeller	25	3-5	2-4	0-0	8	2	2	0	0	1	8	
Luke Harangody	38	12-22	1-2	4-5	17	3	3	2	0	4	29	
Tory Jackson	38	4-12	2-5	0-0	8	7	3	1	1	3	10	
Jonathan Peoples	21	2-5	2-3	2-2	2	0	0	0	0	0	8	
Kyle McAlarney	40	3-12	1-6	2-2	3	3	2	0	0	1	9	
Tyrone Nash	8	0-0	0-0	0-0	2	0	0	0	0	2	0	
Zach Hillesland	11	0-3	0-0	0-0	3	0	0	1	0	1	0	
Ryan Ayers	19	0-7	0-6	0-0	0	0	0	1	0	1	0	
Team					4							
Totals	24-66	8-26	8-9	47	15	10	5	1	13	64		
MARQUETTE												
Dwight Burke	15	0-0	0-0	0-0	2	0	0	0	0	2	0	
Lazar Hayward	37	5-11	0-3	3-3	6	2	0	1	3	3	13	
Dominic James	36	7-16	1-7	0-0	9	5	1	0	1	0	15	
Jerel McNeal	38	11-23	3-7	2-3	4	2	0	2	1	1	27	
Wesley Matthews	36	5-13	1-3	5-6	4	2	1	0	0	3	16	
Maurice Acker	22	0-2	0-2	0-0	3	1	0	0	1	2	0	
Patrick Hazel	7	0-0	0-0	0-0	2	0	1	0	0	3	0	
David Cubillan	2	0-0	0-0	0-0	0	0	0	0	0	0	0	
Jimmy Butler	7	0-0	0-0	0-0	2	0	0	0	0	0	0	
Team					2							
Totals	28-65	5-22	10-12	34	12	3	3	6	14	71		
Halftime: MU 33-30. Dead Ball Rebounds: ND 1-0. Technical: None. Officials: Mike Kitts, Pat Driscoll, Jamie Luckie. Attendance: 11,418.												

Marquette Game Notes



Page 21

No. 25/23 Georgetown 82
No. 8/8 Marquette 94

MILWAUKEE (AP) -- Having taken down yet another of the Big East's big names, No. 8 Marquette goes into February undefeated in the conference and oozing confidence.

The Golden Eagles used a second-half surge to put away No. 25 Georgetown 94-82 on Saturday - the fifth straight loss for the reeling Hoyas. The victory leaves Marquette (19-2, 8-0), tied for the conference lead with No. 7 Louisville.

Jerel McNeal scored 26 points in perhaps his most complete game of the season, adding 11 assists, six rebounds, five steals and three blocks while committing only three turnovers.

Matthews scored 19 of his 23 points in the second half and Lazar Hayward added 23.

Dajuan Summers, the Hoyas' leading scorer, played despite injuring his foot earlier in the week and tied a season high with 22 points.

Marquette took control with a 12-2 run midway through the second half, capped by a three-point play by backup guard Jimmy Butler to give Marquette a 10-point lead with 11:03 remaining.

With the game tied at 52 after a fastbreak dunk by Georgetown's Jason Clark, Hayward answered with a jumper to kick off the decisive run.

McNeal followed with a 3-pointer, and Matthews came up with a steal and a fast break dunk to extend the run to 7-0.

DePaul 61
No. 8/8 Marquette 76

CHICAGO (AP) -- As impressive as his numbers are, Jerel McNeal insists he's not trying to fill up the box score. It just seems to work out that way.

McNeal scored 26 points and No. 8 Marquette beat DePaul 76-61 on Tuesday night for its 12th straight victory, matching its longest winning streak in seven years.

The Golden Eagles (20-2, 9-0), the Big East's only undefeated team, had trouble putting away DePaul but did enough to send the Blue Demons (8-15, 0-10) to their 10th straight loss and keep them winless in the conference.

"It was a real good game for us," McNeal said. "We let the game get away from us a little bit there in the first half, but I think we did a great job getting the game back under control in the second."

Will Walker hit five 3s and had a career-high 30 points for the Blue Demons, who played without leading scorer Dar Tucker who twisted an ankle in the afternoon shootaround.

Wesley Matthews added 20 points for Marquette, while Dominic James had 15.

McNeal was 8-of-16 from the field, including 5-of-8 on 3s, to go with six assists, five steals and four blocks in another solid all-around effort. He has scored at least 21 points in the last six games, and has 10 steals and seven blocks in the last two.

USF 57
No. 8/8 Marquette 56

TAMPA (AP) -- Jesus Verdejo scored 21 points and Dominique Jones made a driving layup to put South Florida ahead with 15.9 seconds to go, and the Bulls held on Friday night for a 57-56 victory over No. 8 Marquette.

The Bulls (8-14, 3-7) led by as many as 10, but needed nine points from Verdejo in a five-minute span of the second half to keep the Eagles (20-3, 9-1) from taking over the game.

Marquette's Wesley Matthews missed a six-footer and Lazar Hayward's putback rolled off the rim as time expired.

Jerel McNeal led Marquette with 22 points before fouling out in the final minute. Dominic James and Matthews had 11 apiece, however the cold-shooting Eagles went 4-for-24 on 3-point attempts and were 10-of-23 from the foul line.

Jones finished with 15 for USF, but his inability to make free throws in the last minute ensured Marquette would have a chance to win at the buzzer. The Bulls' leading scorer with an 18.3-point average missed the front end of a 1-and-1 after McNeal drew his fifth foul with 54.1 seconds left, then failed to complete a three-point play on the basket that put USF up for good.

Marquette rallied from a 10-point deficit to trail 32-28 at the half. The Eagles used a 13-4 run to go up 47-42 with just over 8 minutes left, but Verdejo scored South Florida's next 11 points to keep the Bulls close.

Georgetown 82, Marquette 94												
Jan. 31, 2009 Milwaukee, Wis.												
GEORGETOWN	min	fg-a	3fg-a	ft-a	reb	ast	to	bk	st	pf	pts	
Dajuan Summers	36	9-12	4-4	0-1	7	3	4	0	1	1	22	
Austin Freeman	29	5-11	2-4	0-0	5	3	0	0	1	2	12	
Greg Monroe	31	5-7	0-0	3-5	4	2	5	2	1	4	13	
Chris Wright	30	7-10	1-3	4-4	2	8	3	0	1	4	19	
Jessie Sapp	25	2-7	1-3	0-0	3	3	1	0	2	4	5	
Nikita Mescheriakov	20	2-3	1-2	0-0	2	2	1	1	2	5	5	
Jason Clark	14	2-5	1-2	1-2	1	1	1	1	1	3	6	
Julian Vaughn	4	0-0	0-0	0-0	0	0	2	0	0	2	0	
Henry Sims	4	0-0	0-0	0-1	0	0	0	0	0	0	0	
Omar Watted	7	0-2	0-2	0-0	2	1	0	0	0	2	0	
Team					3							
Totals	32-57	10-20	8-13	29	23	17	3	9	27	82		
MARQUETTE	min	fg-a	3fg-a	ft-a	reb	ast	to	bk	st	pf	pts	
Dwight Burke	26	0-3	0-0	1-2	6	0	1	1	0	4	1	
Lazar Hayward	37	7-11	2-5	7-8	5	0	2	0	0	3	23	
Dominic James	37	3-6	0-2	4-6	4	3	1	0	3	3	10	
Jerel McNeal	38	8-17	5-10	5-7	6	11	3	3	5	2	26	
Wesley Matthews	36	7-12	3-5	6-8	7	3	4	1	3	1	23	
Maurice Acker	7	0-0	0-0	2-2	1	1	0	0	1	2	2	
David Cubillan	3	0-1	0-0	0-0	0	0	0	0	0	1	0	
Joseph Fulce	1	0-0	0-0	0-0	0	0	0	0	0	0	0	
Jimmy Butler	15	2-2	0-0	5-5	2	0	1	0	0	1	9	
Team												
Totals	27-52	10-22	30-38	31	18	12	5	13	16	94		
Halftime: 42-42. Dead Ball Rebounds: MU 3-0. Technical: None. Officials: Ed Corbett, Bob Danato, Gary Prager. Attendance: 19,041.												

DePaul 61, Marquette 76												
Feb. 3, 2009 Chicago, Ill.												
DEPAUL	min	fg-a	3fg-a	ft-a	reb	ast	to	bk	st	pf	pts	
Mattija Poscic	26	4-5	0-1	0-0	7	2	2	1	1	3	8	
Mac Koshwat	30	5-11	0-0	0-3	9	2	4	0	1	2	10	
Michael Bizoukas	34	1-5	0-2	0-2	1	8	1	0	2	3	2	
Jabari Currie	10	1-4	0-2	0-0	3	0	3	0	0	1	2	
Will Walker	39	10-21	4-8	5-7	1	0	3	0	3	1	30	
Devin Hill	8	0-3	0-2	0-0	2	0	0	0	0	0	0	
Mario Stula	3	0-0	0-0	0-0	0	0	0	0	0	0	0	
Jeremiah Kelly	35	2-9	1-4	0-0	4	2	2	0	1	2	5	
Krys Faber	15	2-2	0-0	0-0	2	0	0	0	0	2	4	
Team					6							
Totals	25-60	6-19	5-12	35	14	16	1	8	14	61		
MARQUETTE	min	fg-a	3fg-a	ft-a	reb	ast	to	bk	st	pf	pts	
Dwight Burke	16	1-1	0-0	0-0	1	1	0	0	0	3	2	
Lazar Hayward	34	3-6	0-1	0-0	6	1	3	0	0	3	6	
Dominic James	36	6-12	1-6	2-6	4	5	1	0	4	2	15	
Jerel McNeal	38	8-16	5-8	5-5	4	6	3	4	5	2	26	
Wesley Matthews	36	8-10	0-1	4-4	6	1	2	0	0	1	20	
Maurice Acker	10	0-2	0-1	0-0	0	4	0	0	0	2	0	
David Cubillan	4	0-0	0-0	0-0	1	0	0	0	0	0	0	
Joseph Fulce	3	0-0	0-0	0-0	1	0	0	0	0	1	0	
Jimmy Butler	23	2-2	0-0	3-7	6	1	2	2	0	0	7	
Team												
Totals	28-49	6-17	14-22	29	19	10	6	9	14	76		
Halftime: MU 42-37. Dead Ball Rebounds: MU 4-3. Technical: None. Officials: Tim Higgins, J.D. Collins, Jeff Clark. Attendance: 11,230.												

USF 57, Marquette 56												
Feb. 6, 2009 Tampa, Fla.												
USF	min	fg-a	3fg-a	ft-a	reb	ast	to	bk	st	pf	pts	
Eladio Espinosa	24	0-3	0-1	0-0	4	0	0	0	1	0	3	0
Alex Rivas	19	2-5	0-0	0-0	9	0	0	0	1	4	4	
Chris Howard	39	3-12	1-3	3-4	5	3	2	0	1	2	10	
Dominique Jones	38	6-12	1-3	2-4	5	4	2	1	1	4	15	
Jesus Verdejo	34	9-16	2-6	1-1	1	3	2	0	0	1	21	
Gaby Belardo	1	0-0	0-0	0-0	0	0	0	0	0	0	0	
B.J. Daniels	1	0-0	0-0	0-0	0	0	0	0	0	0	0	
Justin Leemow	24	0-1	0-1	1-2	5	3	0	0	2	2	1	
Augustus Gilchrist	18	3-5	0-0	0-0	4	2	2	1	0	1	6	
Aris Williams	4	0-1	0-0	0-0	2	0	0	0	0	1	0	
Team					3							
Totals	23-55	4-14	7-11	38	15	8	3	5	18	57		
MARQUETTE	min	fg-a	3fg-a	ft-a	reb	ast	to	bk	st	pf	pts	
Dwight Burke	20	2-2	0-0	0-2	2	0	0	1	0	1	4	
Lazar Hayward	39	2-9	0-4	1-3	14	3	1	1	0	1	5	
Dominic James	39	5-13	1-9	0-2	6	1	3	0	3	3	11	
Jerel McNeal	36	7-15	2-5	6-12	4	1	2	1	0	5	22	
Wesley Matthews	37	4-11	1-3	2-2	6	2	2	1	0	0	11	
Maurice Acker	6	0-3	0-3	0-0	0	1	0	0	1	2	0	
Jimmy Butler	23	1-1	0-0	1-2	8	1	0	2	0	3	3	
Team												
Totals	21-54	4-24	10-23	40	9	9	6	4	15	56		
Halftime: USF 32-28. Dead Ball Rebounds: MU4-0. Technical: None. Officials: Michael Stephens, John Cahill, Les Jones. Attendance: 5,316.												

Marquette Game Notes



Page 22

No. 13/13 Villanova 102
No. 10/12 Marquette 84

VILLANOVA, Pa. (AP) -- Scottie Reynolds scored 27 points, Corey Fisher had 21 and No. 13 Villanova continued its dominant Big East run with a 102-84 win over No. 10 Marquette on Tuesday night.

The Wildcats knocked off their third Top 25 team in their six-game winning streak and won their 26th straight game at the Pavilion.

Dante Cunningham had 15 points and Shane Clark had 16 to help the Wildcats reach the 20-win mark for the fifth straight season.

Jerel McNeal scored 23 points and set Marquette's career scoring record, breaking George Thompson's 40-year-old mark. McNeal entered the season 22nd on the team's career list, and his eighth straight game of 20-plus points gives him 1,776 points and a spot atop the list.

"It says a lot about Jerel and what he's been able to accomplish," coach Buzz Williams said. "He plays with an edge. His toughness defines him."

Lazar Hayward had 22 points for Marquette. Wesley Matthews added 16.

Each team came out firing from 3-point range, with seemingly every shot a step or two beyond that arc. And the shots were dead on - Hayward hit three in the first half for the Golden Eagles and Fisher nailed three in the half for the Wildcats. Villanova ended the first half pop-a-shot contest with a 50-45 lead.

St. John's 59
No. 10/12 Marquette 73

MILWAUKEE (AP) -- Dominic James figured No. 10 Marquette might come out a little rusty on offense. That was a trade-off coach Buzz Williams was willing to make.

After watching his team drop two straight games on the road thanks in large part to defensive lapses, Williams had his starters spend entire practices playing defense. The grunt work paid off in a 73-59 victory over St. John's on Saturday.

Marquette (21-4, 10-2 Big East) snapped its two-game skid and forced 24 turnovers along the way, a sign that the Golden Eagles are on their way to rediscovering the intense defense that powered them to nine straight victories to begin conference play.

Turnovers certainly were on the menu Saturday, as the total for St. John's (12-13, 3-10) matched a season high.

And after getting off to a slow start, Marquette's offense eventually came alive. Jerel McNeal scored 20 points, Lazar Hayward scored 18 and James added 14.

It was another big night for McNeal, who was honored before the game for breaking the school's career scoring record in Tuesday's loss at Villanova--a mark held by former star George Thompson for 40 years.

The Golden Eagles also honored Hayward for becoming the 41st 1,000-point scorer in school history.

Seton Hall 67
No. 10/11 Marquette 79

MILWAUKEE (AP) -- Wesley Matthews scored 24 points and No. 10 Marquette opened the second half with a decisive run to pull away from Seton Hall for a 79-67 victory.

Lazar Hayward added 14 points for the Golden Eagles (22-4, 11-2 Big East), who trailed by three points at halftime but outscored the Pirates 16-3 coming out of the break - and then Marquette got to shoot six straight free throws after a personal foul and two technicals were called on Seton Hall.

Trailing by three points at halftime, Marquette opened the second half with a 16-3 run that included two missed free throws by Hazell after a technical foul was called on the Marquette bench.

Matthews continued the run with two free throws, and Hayward scored inside to put the Golden Eagles up 45-40. Then Marquette's defense took over, as McNeal made a steal and converted a three-point play after a layup on the other end.

Dominic James came up with a steal on Seton Hall's next possession, then shot it ahead to Matthews for an emphatic right-handed dunk to put Marquette up 50-40 with 15:10 left.

Seton Hall scored on a layup by Jordan Theodore, but Hayward drew John Garcia's fifth foul with 14:24 remaining. The Pirates loudly protested the call and were assessed two technical fouls, one on the bench, the other on Hazell.

Villanova 102, Marquette 84												
Feb. 10, 2009 Villanova, Pa.												
VILLANOVA	min	fg-a	3fg-a	ft-a	reb	ast	to	bk	st	pf	pts	
Shane Clark	26	6-6	3-3	1-2	7	3	1	1	0	2	16	
Dwayne Anderson	13	4-6	1-2	1-2	3	1	0	0	0	2	10	
Dante Cunningham	33	7-12	0-0	1-2	4	2	3	1	1	4	15	
Scottie Reynolds	35	10-17	5-11	2-5	4	1	0	0	0	1	27	
Reggie Redding	27	0-4	0-3	2-4	6	6	4	1	1	2	2	
Antonio Pena	11	2-3	0-0	1-2	3	1	0	1	0	4	5	
Jason Colenda	1	0-0	0-0	0-0	0	0	0	0	0	0	0	
Corey Fisher	32	6-10	4-5	5-7	2	4	3	0	1	2	21	
Corey Stokes	21	2-5	0-0	2-2	4	5	0	0	0	2	6	
Frank Tchuisi	1	0-0	0-0	0-0	0	0	0	0	0	0	0	
Team					4							
Totals	37-63	13-24	15-26	37	23	11	4	3	19	102		
MARQUETTE	min	fg-a	3fg-a	ft-a	reb	ast	to	bk	st	pf	pts	
Dwight Burke	16	1-1	0-0	0-0	2	1	0	0	0	5	2	
Lazar Hayward	39	8-16	4-8	2-2	9	1	1	1	2	4	22	
Dominic James	36	6-11	2-3	0-4	1	9	2	1	1	3	14	
Jerel McNeal	37	8-20	3-9	4-8	4	7	4	0	1	3	23	
Wesley Matthews	37	5-6	2-3	4-6	5	3	4	0	0	3	16	
Maurice Acker	8	0-0	0-0	0-0	1	0	0	0	0	2	0	
Patrick Hazel	10	1-2	0-0	0-0	2	0	1	0	0	0	2	
Jimmy Butler	17	0-1	0-0	5-7	3	0	1	0	2	5	5	
Team												
Totals	29-57	11-23	15-27	29	21	12	3	6	25	84		
Halftime: VU 50-45. Dead Ball Rebounds: MU 6-5. Technical: Hayward (MU), Pena (VU). Officials: Karl Hess, Jeff Clark, John Gaffney. Attendance: 6,500.												

St. John's 59, Marquette 73												
Feb. 14, 2009 Milwaukee, Wis.												
ST. JOHN'S	min	fg-a	3fg-a	ft-a	reb	ast	to	bk	st	pf	pts	
D.J. Kennedy	39	3-13	2-4	1-2	11	7	3	0	1	3	9	
Sean Evans	16	1-2	0-0	1-2	3	0	5	0	1	4	3	
Rob Thomas	17	3-4	0-0	0-1	2	0	1	0	0	1	6	
Malik Boothe	40	2-5	0-1	2-2	2	4	8	0	2	3	6	
Paris Home	39	8-15	6-10	1-2	7	6	3	0	3	2	23	
TyShwan Edmondson	2	0-1	0-0	0-0	0	0	0	0	0	0	0	
Dale Coker	19	4-5	0-0	0-0	4	0	2	3	0	3	8	
Justin Burrell	27	1-4	0-1	2-5	2	0	1	1	2	2	4	
Phil Wait	1	0-0	0-0	0-0	0	0	0	0	0	0	0	
Team												
Totals	22-49	8-16	7-14	31	17	24	4	9	18	59		
MARQUETTE	min	fg-a	3fg-a	ft-a	reb	ast	to	bk	st	pf	pts	
Dwight Burke	20	1-1	0-0	0-0	2	0	0	1	0	0	2	
Lazar Hayward	29	6-12	2-6	4-4	7	1	5	0	2	2	18	
Dominic James	36	6-11	1-3	1-2	3	6	1	0	3	2	14	
Jerel McNeal	38	8-18	0-5	4-4	7	7	4	0	5	1	20	
Wesley Matthews	25	4-10	0-1	1-3	3	0	1	0	2	3	9	
Maurice Acker	8	0-0	0-0	0-0	1	2	0	0	0	0	0	
Patrick Hazel	5	0-0	0-0	0-0	0	0	0	0	0	2	0	
David Cubillan	7	0-0	0-0	0-0	0	1	0	0	0	2	0	
Joseph Fulce	3	0-0	0-0	2-2	1	0	0	2	1	2	2	
Jimmy Butler	22	3-3	0-0	2-2	4	0	1	1	0	2	8	
Chris Otule	5	0-0	0-0	0-0	0	0	1	1	0	1	0	
Robert Frozena	2	0-0	0-0	0-2	1	0	1	0	0	1	0	
Team					3							
Totals	28-55	3-15	14-19	32	16	16	3	14	17	73		
Halftime: MU 32-24. Dead Ball Rebounds: MU 2-0. Technical: None. Officials: Jim Burr, Clarence Armstrong, James Breeding. Attendance: 18,614.												

Seton Hall 67, Marquette 79												
Feb. 17, 2009 Milwaukee, Wis.												
SETON HALL	min	fg-a	3fg-a	ft-a	reb	ast	to	bk	st	pf	pts	
Robert Mitchell	33	1-5	0-3	0-0	7	1	3	1	1	2	2	
John Garcia	22	2-7	0-0	0-0	3	1	2	2	1	5	4	
Eugene Harvey	28	4-9	0-2	3-4	3	4	4	0	0	3	11	
Jeremy Hazell	40	7-19	6-14	3-5	4	1	4	0	3	2	23	
Paul Gause	38	5-8	2-3	0-0	7	4	3	0	6	3	12	
Jordan Theodore	28	4-7	1-2	6-8	5	4	5	0	4	2	15	
Matt Cujuste	2	0-0	0-0	0-0	0	0	1	0	1	0	0	
Brandon Walters	9	0-0	0-0	0-0	0	0	2	0	0	3	0	
Team					4							
Totals	23-55	9-24	12-17	31	15	23	4	15	22	67		
MARQUETTE	min	fg-a	3fg-a	ft-a	reb	ast	to	bk	st	pf	pts	
Dwight Burke	17	2-3	0-0	0-0	7	0	0	0	0	1	4	
Lazar Hayward	36	4-16	0-4	6-7	6	0	1	2	2	2	14	
Dominic James	39	4-14	1-4	4-4	6	8	6	4	7	2	13	
Jerel McNeal	38	4-10	1-5	4-6	6	7	8	0	5	3	13	
Wesley Matthews	34	7-12	1-2	9-12	4	4	1	0	1	2	24	
Maurice Acker	3	0-1	0-1	0-0	0	0	1	0	0	2	0	
David Cubillan	3	0-1	0-0	0-0	0	0	1	0	0	2	0	
Joseph Fulce	2	0-0	0-0	0-0	0	0	0	0	0	0	0	
Jimmy Butler	23	4-6	0-0	0-0	7	0	0	0	1	2	8	
Chris Otule	3	0-0	0-0	1-2	1	0	0	0	0	0	1	
Robert Frozena	1	1-1	0-0	0-0	0	0	0	0	0	0	2	
Team					2							
Totals	26-64	3-17	24-31	41	20	17	6	16	15	79		
Halftime: SHU 37-34. Dead Ball Rebounds: MU 6-4. Technical: Team (SHU), Hazell (SHU), Team (MU). Officials: John Cahill, Michael Stephens, Paul Janssen. Attendance: 18,709.												

beyond THE BOX SCORE

Senior Jerel McNeal became the school's all-time leading scorer with his 3-pointer at the 6:12 mark of the second half.

Marquette Game Notes



Page 23

Georgetown **72**

No. 10/11 Marquette **78**

WASHINGTON, D.C. (AP) -- Marquette started running through "the gauntlet" Saturday, and the Golden Eagles overcame the first challenge with good ball-handling and 23 points from Wesley Matthews.

Matthews was 9-for-16 from the field, including a career-high five 3-pointers on eight attempts, and No. 10 Marquette opened the brutal homestretch to its regular season schedule with a 78-72 victory over Georgetown.

Jerel McNeal added 22 points, seven assists and six rebounds while playing all 40 minutes, and Lazar Hayward had 17 points and 11 rebounds for the Golden Eagles, who committed only six turnovers and shot 48 percent.

Marquette (23-4, 12-2) is chasing its first Big East regular season title, and the Golden Eagles will certainly earn it if they get there. Their final four games are against No. 1 Connecticut, No. 7 Louisville, No. 4 Pittsburgh and No. 24 Syracuse, prompting guard Dominic James to tell coach Buzz Williams "Here comes the gauntlet" after Tuesday's win over Seton Hall.

The Golden Eagles took the lead for good on Matthews' 3-pointer with 7:58 to play, but they couldn't build a lead bigger than six points until the game's final minute. In a vital possession, Marquette worked the shot clock to single digits before McNeal found Jimmy Butler for an open layup to make it 73-67 with 54 seconds to play.

Georgetown 72, Marquette 78

Feb. 21, 2009

Washington, D.C.

GEORGETOWN	min	fg-a	3fg-a	ft-a	reb	ast	to	bk	st	pf	pts
Dajuan Summers	.31	5-11	2-4	0-0	4	0	5	0	0	5	12
Chris Wright	.34	4-11	2-5	7-7	2	4	1	0	1	1	17
Nikita Mescheriakov	.15	1-1	1-1	0-0	0	1	2	0	0	5	3
Greg Monroe	.36	6-9	0-0	1-3	8	2	0	3	1	1	13
Austin Freeman	.35	7-10	2-5	0-1	5	2	2	0	0	1	16
Jason Clark	.14	3-6	0-1	0-0	3	1	1	1	0	3	6
Jessie Sapp	.28	1-5	1-2	0-0	6	2	1	0	1	1	3
Julian Vaughn	.5	1-2	0-0	0-0	0	0	0	0	0	0	2
Henry Sims	.2	0-0	0-0	0-0	0	0	0	0	0	0	0
Team					1						
Totals	.28-55	8-18	8-11	29	12	12	4	3	17	72	

MARQUETTE	min	fg-a	3fg-a	ft-a	reb	ast	to	bk	st	pf	pts
Dominic James	.40	2-9	0-2	2-4	1	3	2	0	4	4	6
Dwight Burke	.18	1-1	0-0	0-2	4	0	0	0	0	4	2
Jerel McNeal	.40	9-17	2-6	2-4	6	7	2	0	1	3	22
Wesley Matthews	.38	9-16	5-8	0-0	3	3	0	1	2	1	23
Lazar Hayward	.37	5-13	1-6	6-6	11	2	2	0	0	2	17
David Cubillian	.3	0-0	0-0	0-0	0	0	0	0	0	0	0
Jimmy Butler	.24	3-4	0-0	2-2	5	1	0	1	0	3	8
Team					2						
Totals	.29-60	8-22	12-18	32	16	6	2	7	17	78	

Halftime: 44-44. **Dead Ball Rebounds:** MU 3-0. **Technical:** None. **Officials:** Ed Hightower, Pat Driscoll, Tim Clougherty. **Attendance:** 17,686.



GAME-BY-GAME SCORING/REBOUNDING

OPPONENT	ACKER	BURKE	BUTLER	CUBILLAN	FROZENA	FULCE	HAYWARD	HAZEL	JAMES	MATTHEWS	MCNEAL	OTULE
Houston Baptist	4/5	0/2	10/4	3/0	0/1	DNP	19/12	7/4	5/2	27/5	20/4	DNP
Chicago State	7/0	3/3	6/2	8/1	DNP	DNP	21/9	10/5	8/4	26/9	17/4	DNP
Milwaukee	3/2	3/4	0/1	2/3	0/1	DNP	25/10	4/6	16/3	25/7	22/4	DNP
Texas Southern	10/2	0/0	6/4	3/1	0/2	DNP	18/9	4/5	11/4	13/6	20/8	DNP
vs. Northern Iowa	4/1	1/6	4/4	7/3	0/2	DNP	15/8	4/2	8/3	17/7	13/3	DNP
vs. Dayton	0/3	2/3	0/1	5/1	DNP	DNP	5/8	0/0	19/7	28/7	16/6	DNP
Central Michigan	3/2	3/5	7/1	5/3	2/0	DNP	14/8	DNP	15/7	18/3	14/4	DNP
RV/22 Wisconsin	6/0	1/4	0/1	0/0	DNP	DNP	9/13	0/0	10/2	9/3	26/7	DNP
IPFW	0/0	5/6	2/2	2/1	0/0	DNP	19/18	2/3	10/1	13/9	16/4	DNP
vs. 16/19 Tennessee	0/0	3/4	2/5	0/0	DNP	DNP	14/7	1/2	8/5	30/4	10/2	DNP
Western Carolina	8/0	0/3	7/6	0/0	0/0	2/4	27/5	4/2	6/1	18/4	19/5	3/1
@ N.C. State	0/1	4/1	1/1	0/1	DNP	DNP	16/6	4/2	18/4	5/4	20/3	DNP
Presbyterian	1/2	6/6	8/2	3/0	DNP	2/2	22/11	0/1	8/1	21/6	9/6	4/5
15/13 Villanova	0/1	2/2	0/7	0/0	DNP	DNP	15/5	2/3	17/6	19/3	24/4	DNP
Cincinnati	3/0	0/6	2/4	0/1	0/0	3/1	16/1	4/3	9/2	17/6	26/5	4/2
@ Rutgers	0/1	8/4	9/1	0/0	DNP	DNP	10/5	0/1	15/2	23/6	16/4	0/1
25/22 West Virginia	DNP	4/5	6/4	DNP	DNP	DNP	7/9	2/2	17/2	13/5	26/7	DNP
@ Providence	0/2	0/1	4/1	0/0	DNP	6/1	25/7	0/1	9/5	22/5	25/4	DNP
DePaul	0/0	10/7	4/2	0/0	DNP	DNP	16/17	0/0	8/3	20/6	21/3	0/0
@ RV/22 Notre Dame	0/3	0/2	0/2	0/0	DNP	DNP	13/6	0/2	15/9	16/4	27/4	DNP
25/23 Georgetown	2/1	1/6	9/2	0/0	DNP	0/0	23/5	DNP	10/4	23/7	26/6	DNP
@ DePaul	0/0	2/1	7/6	0/1	DNP	0/1	6/6	DNP	15/4	20/6	26/4	DNP
@ USF	0/0	4/2	3/8	DNP	DNP	DNP	5/14	DNP	11/6	11/6	22/4	DNP
@ 13/13 Villanova	0/1	2/2	5/3	DNP	DNP	DNP	22/9	2/2	14/1	16/5	23/4	DNP
St. John's	0/1	2/2	8/4	0/0	0/1	2/1	18/7	0/0	14/3	9/3	20/7	0/0
Seton Hall	0/0	4/7	8/7	0/0	2/0	0/0	14/6	DNP	13/6	24/4	13/6	1/1
@ Georgetown	DNP	2/4	8/5	0/0	DNP	DNP	17/11	DNP	6/1	23/3	22/6	DNP
2/2 Connecticut												
@ Louisville												
@ Pittsburgh												
Syracuse												

GAME-BY-GAME STARTERS, POINTS & PERCENTAGE OF OFFENSE

Opponent	Guard	Guard	Guard	Forward	Forward	Record	Points	% of Offense	W/L
Houston Baptist	James	McNeal	Matthews	Hayward	Burke	1-0	71	74.7	W
Chicago State	James	McNeal	Matthews	Hayward	Burke	2-0	75	70.8	W
Milwaukee	James	McNeal	Matthews	Hayward	Burke	3-0	91	91.0	W
Texas Southern	James	McNeal	Matthews	Hayward	Burke	4-0	62	72.9	W
vs. Northern Iowa	James	McNeal	Matthews	Hayward	Burke	5-0	54	74.0	W
vs. Dayton	James	McNeal	Matthews	Hayward	Burke	5-1	70	93.3	L
Central Michigan	James	McNeal	Matthews	Hayward	Burke	6-1	64	79.0	W
RV/22 Wisconsin	James	McNeal	Matthews	Hayward	Burke	7-1	55	90.2	W
IPFW	James	McNeal	Matthews	Hayward	Burke	8-1	63	91.3	W
vs. 16/19 Tennessee	James	McNeal	Matthews	Hayward	Burke	8-2	65	95.6	L
Western Carolina	James	McNeal	Matthews	Hayward	Burke	9-2	70	74.5	W
@ N.C. State	James	McNeal	Matthews	Hayward	Burke	10-2	63	96.9	W
Presbyterian	James	McNeal	Matthews	Hayward	Burke	11-2	66	78.6	W
15/13 Villanova	James	McNeal	Matthews	Hayward	Burke	12-2	77	97.5	W
Cincinnati	James	McNeal	Matthews	Hayward	Burke	13-2	68	81.0	W
@ Rutgers	James	McNeal	Matthews	Hayward	Burke	14-2	72	88.9	W
25/22 West Virginia	James	McNeal	Matthews	Hayward	Burke	15-2	67	89.3	W
@ Providence	James	McNeal	Matthews	Hayward	Burke	16-2	81	89.0	W
DePaul	James	McNeal	Matthews	Hayward	Burke	17-2	75	94.9	W
@ RV/22 Notre Dame	James	McNeal	Matthews	Hayward	Burke	18-2	71	100.0	W
25/23 Georgetown	James	McNeal	Matthews	Hayward	Burke	19-2	83	88.3	W
@ DePaul	James	McNeal	Matthews	Hayward	Burke	20-2	69	90.8	W
@ USF	James	McNeal	Matthews	Hayward	Burke	20-3	53	94.6	L
@ 13/13 Villanova	James	McNeal	Matthews	Hayward	Burke	20-4	77	91.7	L
St. John's	James	McNeal	Matthews	Hayward	Burke	21-4	63	86.3	W
Seton Hall	James	McNeal	Matthews	Hayward	Burke	22-4	68	86.1	W
@ Georgetown	James	McNeal	Matthews	Hayward	Burke	23-4	70	89.7	W
2/2 Connecticut									
@ Louisville									
@ Pittsburgh									
Syracuse									

Total Average: 69.1 86.4%

Marquette Game Notes



Marquette Players in Double Figures

	Points	Rebounds
Houston Baptist	Matthews 27, McNeal 20, Hayward 19, Butler 10	Hayward 12
Chicago State	Matthews 26, Hayward 21, McNeal 17, Hazel 10	--
Milwaukee	Matthews 25, Hayward 25, McNeal 22, James 16	Hayward 10
Texas Southern	McNeal 20, Hayward 18, Matthews 13, James 11, Acker 10	--
vs. Northern Iowa	Matthews 17, Hayward 15, McNeal 13	--
vs. Dayton	Matthews 28, James 19, McNeal 16	--
Central Michigan	Matthews 18, James 15, Hayward 14, McNeal 14	--
RV/22 Wisconsin	McNeal 26, James 10	Hayward 13
IPFW	Hayward 19, McNeal 16, Matthews 13, James 10	Hayward 18
vs. 16/19 Tennessee	Matthews 30, Hayward 14, McNeal 10	--
Western Carolina	Hayward 27, McNeal 19, Matthews 18	--
@ N.C. State	McNeal 20, James 18, Hayward 16	--
Presbyterian	Hayward 22, Matthews 21	Hayward 11
15/13 Villanova	McNeal 24, Matthews 19, James 17, Hayward 15	--
Cincinnati	McNeal 26, Matthews 17, Hayward 16	--
@ Rutgers	Matthews 23, McNeal 16, James 15, Hayward 10	--
25/22 West Virginia	McNeal 26, James 17, Matthews 13	--
@ Providence	McNeal 25, Hayward 25, Matthews 22	--
DePaul	McNeal 21, Matthews 20, Hayward 16, Burke 10	Hayward 17
@ RV/22 Notre Dame	McNeal 27, Matthews 16, James 15, Hayward 13	--
25/23 Georgetown	McNeal 26, Hayward 23, Matthews 23, James 10	--
@ DePaul	McNeal 26, Matthews 20, James 15	--
@ USF	McNeal 22, Matthews 11, James 11	Hayward 14
@ 13/13 Villanova	McNeal 23, Hayward 22, Matthews 16, James 14	--
St. John's	McNeal 20, Hayward 18, James 14	--
Seton Hall	Matthews 24, Hayward 14, James 13, McNeal 13	--
@ Georgetown	Matthews 23, McNeal 22, Hayward 17	Hayward 11
2/2 Connecticut		
@ Louisville		
@ Pittsburgh		
Syracuse		

Marquette Bench Scoring

	Starters	Bench	Bench Scoring
Houston Baptist	71	24	Butler 10, Hazel 7, Acker 4, Cubillan 3
Chicago State	75	31	Hazel 10, Cubillan 8, Acker 7, Butler 6
Milwaukee	91	9	Hazel 4, Acker 3, Cubillan 2
Texas Southern	62	23	Acker 10, Butler 6, Hazel 4, Cubillan 3
vs. Northern Iowa	54	19	Cubillan 7, Acker 4, Butler 4, Hazel 4
vs. Dayton	70	5	Cubillan 5
Central Michigan	64	17	Butler 7, Cubillan 5, Acker 3, Frozena 2
RV/22 Wisconsin	55	6	Acker 6
IPFW	63	6	Hazel 2, Cubillan 2, Butler 2
vs. 16/19 Tennessee	65	3	Butler 2, Hazel 1
Western Carolina	70	24	Acker 8, Butler 7, Hazel 4, Otule 3, Fulce 2
@ N.C. State	63	5	Hazel 4, Butler 1
Presbyterian	66	18	Butler 8, Otule 4, Cubillan 3, Fulce 2, Acker 1
15/13 Villanova	77	2	Hazel 2
Cincinnati	68	16	Hazel 4, Otule 4, Acker 3, Fulce 3, Butler 2
@ Rutgers	72	9	Butler 9
25/22 West Virginia	67	8	Butler 6, Hazel 2
@ Providence	81	10	Fulce 6, Butler 4
DePaul	75	4	Butler 4
@ RV/22 Notre Dame	71	0	--
25/23 Georgetown	83	11	Butler 9, Acker 2
@ DePaul	69	7	Butler 7
@ USF	53	3	Butler 3
@ 13/13 Villanova	77	7	Butler 5, Hazel 2
St. John's	63	10	Butler 8, Fulce 2
Seton Hall	68	11	Butler 8, Frozena 2, Otule 1
@ Georgetown	70	8	Butler 8
2/2 Connecticut			
@ Louisville			
@ Pittsburgh			
Syracuse			

Marquette's Record When

	2008-09	Under Williams
Leading at half	16-0	16-0
Trailing at half	5-3	5-3
Tied at half	2-1	2-1
Scoring 70 or more points	20-2	20-2
Allowing 80 or more points	4-3	4-3
Holding opponents to 60 points or less	7-1	7-1
Holding opponents to 65 points or less	11-1	11-1
Shooting 50 percent or better	9-1	9-1
Opponents shoot 50 percent or better	4-2	4-2
Opponent shoots under 40 percent	8-0	8-0
MU's FG percent is higher than opp.	16-0	16-0
MU's FG percent is lower than opp.	7-4	7-4
MU's 3FG percent is higher than 40 percent	12-1	12-1
Opponent's 3FG percent is higher than 40 percent	7-1	7-1
MU shoots more FT than opponent	21-2	21-2
MU shoots fewer FT than opponent	2-2	2-2
MU shoots same FT as opponent	0-0	0-0
Out-rebounded opponent	17-1	17-1
Out-rebounded by opponent	6-3	6-3
Rebounds tied	0-0	0-0
Same or fewer turnovers as opp.	21-1	21-1
More turnovers than opponent	2-3	2-3
Overtime games	0-0	0-0
In games decided by 5 pts. or less	3-1	3-1
In games decided by 6-10	5-0	5-0
In games decided by 11-15	5-2	5-2
In games decided by 16 pts. or more	10-1	10-1

vs Ranked Teams (AP or Coaches)	4-2
vs 1-25 in RPI (www.collegerpi.com, at time of game)	3-2
vs 26-50 in RPI	2-1
vs 51-100 in RPI	7-0
vs 101-150 in RPI	4-1
vs 151-200 in RPI	4-0
vs 201-324 in RPI	3-0
When winning the opening tip	13-1
When scoring first	10-1

Team Superlatives by Half

	First Half	Second Half
Points	53 vs. Western Carolina (12/19)	55 vs. Milwaukee (11/22)
Fewest Pts. Allowed	18 Twice	22 vs. West Virginia (1/10)
FG Percentage	64.0 vs. DePaul (2/3)	60.9 vs. NC State (12/22)
Lowest FG Pct. Allowed	28.0 vs. Presbyterian (12/28)	25.0 vs. West Virginia (1/10)
3-Point Percentage	63.0 vs. Western Carolina (12/19)	60.0 vs. Cincinnati (1/4)
FT Made	16 vs. Chicago State (11/17)	20 vs. Georgetown (1/31)
Rebounds	28 vs. IPFW (12/13)	27 vs. Milwaukee (11/22)
Assists	14 vs. Western Carolina (12/19)	14 Twice
Blocks	6 vs. Chicago State (11/17)	4 at USF (2/6)
Steals	10 vs. DePaul (1/24)	10 vs. Seton Hall (2/17)

Individual Superlatives by Half

First Half		
Points	19 Twice	
3-Point Made	5 Jerel McNeal	vs. Cincinnati (1/4)
FT Made	7 Wesley Matthews	vs. Houston Baptist (11/14)
Rebounds	10 Lazar Hayward	vs. IPFW (12/13)
Assists	9 Dominic James	vs. DePaul (1/24)

Second Half		
Points	23 Wesley Matthews	vs. Northern Iowa (11/28)
3-Point Made	4 Lazar Hayward	vs. Providence (1/17)
FT Made	14 Wesley Matthews	vs. Tennessee (12/16)
Rebounds	11 Lazar Hayward	vs. DePaul (1/24)
Assists	7 Jerel McNeal	vs. Georgetown (1/31)

Marquette Game Notes



High Marks

Double-figure scoring games	2008-09	Career
Jerel McNeal	26	99
Dominic James	17	93
Wesley Matthews	24	85
Lazar Hayward	22	57
David Cubillan	0	16
Maurice Acker	1	4
Dwight Burke	1	3
Jimmy Butler	1	1
Patrick Hazel	1	1

20-point games	2008-09	Career
Jerel McNeal	17	28
Wesley Matthews	13	18
Dominic James	0	17
Lazar Hayward	7	10
David Cubillan	0	1

Double-figure rebound games	2008-09	Career
Lazar Hayward	8	13
Dominic James	0	1
Wesley Matthews	0	1
Jerel McNeal	0	1
Dwight Burke	0	1

Double-figure assist games	2008-09	Career
Dominic James	0	3
Jerel McNeal	0	2
Maurice Acker	1	1

Double-doubles	2008-09	Career
Lazar Hayward	6	11
Jerel McNeal	1	4
Dominic James	0	1

Individual Season Records

	Starts	10+ points	10+ rebs.
Maurice Acker	--	1-0	--
Dwight Burke	23-4	1-0	--
Jimmy Butler	--	1-0	--
David Cubillan	--	--	--
Lazar Hayward	23-4	20-2	7-1
Patrick Hazel	--	1-0	--
Dominic James	23-4	14-3	--
Wesley Matthews	23-4	20-4	--
Jerel McNeal	23-4	22-4	--

Individual Career Records

	Starts	10+ points	10+ rebs.
Maurice Acker	0-1	4-0	--
Dwight Burke	36-8	3-0	0-1
Jimmy Butler	--	1-0	--
David Cubillan	0-1	14-2	--
Lazar Hayward	56-21	47-10	11-2
Patrick Hazel	--	1-0	--
Dominic James	93-34	73-21	0-1
Wesley Matthews	82-27	60-25	1-0
Jerel McNeal	92-32	74-26	2-0

The Last Time

Team	Marquette	Opponent
100+ Points	100-80 vs. Milwaukee (11/22/08)	84-102 at Villanova (2/10/09)
90+ Points	94-82 vs. Georgetown (1/31/09)	85-90 vs. Alabama (3/16/06)
Under 50 Points	40-54 vs. Western Michigan (3/14/05)	84-45 vs. Presbyterian (12/28/08)
FG Pct. 60+	61.0 vs. South Dakota State (12/3/05)	None recorded
Five or fewer turnovers	3 vs. Notre Dame (1/26/09)	5 at West Virginia (1/14/06)
Five Players, 10+ pts.	85-68 vs. Texas Southern (11/25/08)	84-102 at Villanova (2/10/09)

Team	Marquette Win	Marquette Loss — <i>italics denotes most recent</i>
Ranked Opponent (AP)	94-82 vs. 25 Georgetown (1/31/09)	84-102 at 13 Villanova (2/10/09)
Overtime Game	77-74 vs. Pittsburgh (1/21/07) OT	68-70 vs. Georgetown (3/1/08) OT
Double Overtime	80-79 vs. Louisville (2/28/96) 2OT	74-77 vs. Louisville (2/24/01) 3OT
Triple Overtime	Never	74-77 vs. Louisville (2/24/01) 3OT
Home Opener	95-64 vs. Houston Baptist (11/14/08)	54-67 vs. South Alabama (11/14/00)
Road Openers	68-65 vs. NC State (12/22/08)	74-84 at Nebraska (11/30/05)

Individual	Marquette	Opponent
30+ Points	30, Wesley Matthews 68-80 vs. Tennessee (12/16/08)	30, Will Walker 76-61 vs. DePaul (2/3/09)

20+ Points	23, Wesley Matthews; 22, Jerel McNeal 78-72 at Georgetown (2/21/09)	23, Jeremy Hazell 79-67 vs. Seton Hall (2/17/09)
------------	--	---

10+ Rebounds	11, Lazar Hayward 78-72 at Georgetown (2/21/09)	11, D.J. Kennedy 73-59 vs. St. John's (2/14/09)
--------------	--	--

15+ Rebounds	17, Lazar Hayward 79-70 vs. DePaul (1/24/09)	17, Luke Harangody 71-64 vs. Notre Dame (1/26/09)
--------------	---	--

15+ Free Throws	15, Wesley Matthews 68-80 vs. Tennessee (12/16/08)	None recorded -- --
-----------------	---	------------------------

10+ Assists	11, Jerel McNeal 94-82 vs. Georgetown (1/31/09)	16, Mitch Johnson 81-82 (OT) vs. Stanford (3/22/08)
-------------	--	--

Double-Double	17 pts, 11 reb, Lazar Hayward 78-72 at Georgetown (2/21/09)	29 pts, 17 reb, Luke Harangody 71-64 vs. Notre Dame (1/26/09)
---------------	--	--

Triple-Double	29 pts, 11 reb, 11 ast, Dwyane Wade 83-69 vs. Kentucky (3/29/03)	22 pts, 12 reb, 10 blk, Eric Hicks 66-70 vs. Cincinnati (1/8/05)
---------------	---	---

This season . . .

Largest halftime lead	26	vs. Western Carolina (12/19)
Largest halftime deficit	6	vs. Wisconsin (12/6)
Largest lead in a game	41	vs. Presbyterian (12/28)
Largest deficit in a game	18	Twice
Largest winning margin	39	vs. Presbyterian (12/28)
Largest losing margin	18	at Villanova (2/10)
Largest deficit in a victory	13	vs. Providence (1/17)
Largest lead in a loss	9	Twice
Most consecutive points scored . .	20	vs. Northern Iowa (11/28)
Most consecutive points allowed . .	10	Three times
Largest home crowd	19,041	vs. Georgetown (1/31)
Largest road crowd	17,686	at Georgetown (2/21)
Largest neutral crowd	9,498	vs. Tennessee (12/16)
30-point games		Matthews 1
20-point games		McNeal 17, Matthews 13, Hayward 7
10-rebound games		Hayward 8
Double-doubles		Hayward 6, McNeal 1



2008-09 Season Superlatives

Marquette Highs

Points	106	vs. Chicago State (11/17)
FG Made	35	vs. Milwaukee (11/22)
FG Attempts	72	vs. Milwaukee (11/22)
FG Percentage	57.1	28-49 vs. DePaul (2/3)
3FG Made	15	vs. Cincinnati (1/4)
3FG Attempts	27	vs. Northern Iowa (11/28)
3FG Percentage	64.7	11-17 vs. Western Carolina (12/19)
FT Made	31	vs. Central Michigan (12/2)
FT Attempts	43	vs. Chicago State (11/17)
FT Percentage	88.9	24-27 vs. West Virginia (1/10)
Rebounds	48	vs. IPFW (12/13)
Assists	24	vs. Western Carolina (12/19)
Turnovers	19	Twice
Blocks	6	Five times
Steals	16	vs. Seton Hall (2/17)
Fouls	30	vs. Tennessee (12/16)

Marquette Lows

Points	56	at USF (2/6)
FG Made	18	vs. Tennessee (12/16)
FG Attempts	48	vs. Tennessee (12/16)
FG Percentage	37.5	18-48 vs. Tennessee (12/16)
3FG Made	2	vs. Rutgers (1/7)
3FG Attempts	9	vs. Central Michigan (12/2)
3FG Percentage	15.4	2-13 vs. Rutgers (1/7)
FT Made	7	vs. NC State (12/22)
FT Attempts	10	vs. NC State (12/22)
FT Percentage	43.5	10-23 at USF (2/6)
Rebounds	25	vs. NC State (12/22)
Assists	9	Twice
Turnovers	3	vs. Notre Dame (1/26)
Blocks	0	Twice
Steals	3	vs. Cincinnati (1/4)
Fouls	10	vs. Presbyterian (12/28)

Opponent Highs

Points	102	at Villanova (2/10)
FG Made	37	at Villanova (2/10)
FG Attempts	73	vs. Chicago State (11/17)
FG Percentage	58.7	37-63 at Villanova (2/10)
3FG Made	13	Twice
3FG Attempts	26	vs. Notre Dame (1/26)
3FG Percentage	54.2	13-24 at Villanova (2/10)
FT Made	26	vs. Tennessee (12/16)
FT Attempts	39	vs. Dayton (11/29)
FT Percentage	91.7	11-12 vs. Cincinnati (1/4)
Rebounds	47	vs. Notre Dame (1/26)
Assists	23	Twice
Turnovers	25	vs. Houston Baptist (11/14)
Blocks	7	vs. Presbyterian (12/28)
Steals	15	vs. Seton Hall (2/17)
Fouls	30	vs. Dayton (11/29)

Opponent Lows

Points	43	vs. Northern Iowa (11/28)
FG Made	17	vs. Presbyterian (12/28)
FG Attempts	47	Twice
FG Percentage	32.2	19-59 vs. IPFW (12/13)
3FG Made	3	Twice
3FG Attempts	11	Twice
3FG Percentage	14.3	3-21 vs. Northern Iowa (11/28)
FT Made	4	vs. Northern Iowa (11/28)
FT Attempts	7	Twice
FT Percentage	41.7	5-12 vs. DePaul (2/3)
Rebounds	20	Twice
Assists	8	Twice
Turnovers	8	at USF (2/6)
Blocks	0	Twice
Steals	1	Twice
Fouls	13	Twice

Marquette — Individual Game Highs

Points	30	Wesley Matthews vs. Tennessee (12/16)
FG Made	11	Jerel McNeal vs. Notre Dame (1/26)
FG Attempts	23	Jerel McNeal, Twice
FG Percentage	1.000 (10-10)	Wesley Matthews vs. Rutgers (1/7)
3FG Made	7	Jerel McNeal vs. Cincinnati (1/4)
3FG Attempts	10	Dominic James vs. Villanova (1/1/09)
3FG Percentage	100.0 (7-7)	Jerel McNeal vs. Cincinnati (1/4)
FT Made	15	Wesley Matthews vs. Tennessee (12/16)
FT Attempts	18	Wesley Matthews vs. Tennessee (12/16)
FT Percentage	1.000 (10-10)	Twice
Rebounds	18	Lazar Hayward vs. IPFW (12/13)
Assists	10	Maurice Acker vs. Presbyterian (12/28)
Steals	7	Dominic James vs. Seton Hall (2/17)
Blocks	4	Twice
Turnovers	8	Jerel McNeal vs. Seton Hall (2/17)

Opponent — Individual Game Highs

Points	33	David Holston vs. Chicago State (11/17)
FG Made	12	Luke Harangody vs. Notre Dame (1/26)
FG Attempts	24	Mike Rosario vs. Rutgers (1/7)
FG Percentage	1.000 (6-6)	Shane Clark at Villanova (2/10)
3FG Made	7	David Holston vs. Chicago State (11/17)
3FG Attempts	14	Jeremy Hazell vs. Seton Hall (2/17)
3FG Percentage	1.000 (5-5)	Brandon Costner vs. NC State (12/22)
FT Made	8	Three players
FT Attempts	11	Corey Fisher vs. Villanova (1/1)
FT Percentage	1.000 (7-7)	Chris Wright vs. Georgetown (2/21)
Rebounds	17	Twice
Assists	8	Three times
Steals	6	Paul Gause vs. Seton Hall (2/17)
Blocks	3	Three times
Turnovers	8	Malik Boothe vs. St. John's (2/14)

Marquette Game Notes



MU as an AP-Ranked Team

Rk.	Last Time	All Time	Williams
1.	9 Notre Dame 65, MU 59 (2/26/78)	4-1	-
2.	MU 75, Xavier 53 (2/20/78)	57-6	-
3.	Miami (Ohio) 84, MU 81 (3/11/78) *	31-3	-
4.	MU 97, 11 UNLV 81 (1/15/78)	16-2	-
5.	MU 67, Wichita State 56 (1/2/78)	18-5	-
6.	MU 67, 11 Clemson 49 (12/27/76)	16-6	-
7.	MU 67, 5 N. Carolina 59 (3/28/77) *	19-4	-
8.	USF 57, MU 56 (2/6/09)	21-6	3-1
9.	4 Cincinnati 63, MU 62 (2/20/02)	21-7	-
10.	MU 78, Georgetown 72 (2/21/09)	22-5	3-1
11.	MU 79, DePaul 70 (1/24/09)	18-5	1-0
12.	MU 77, Savannah St. 37 (12/27/07)	18-4	-
13.	UConn 89, MU 73 (1/18/08)	28-14	-
14.	MU 91, Providence 82 (1/17/09)	10-2	1-0
15.	Dayton 89, MU 75 (11/29/08)	13-5	4-1
16.	MU 95, Houston Baptist 64 (11/14/08)	18-6	1-0
17.	MU 75, Cincinnati 60 (2/2/08)	19-1	-
18.	MU 75, 25 West Virginia 53 (1/10/09)	15-3	2-0
19.	MU 77, Morgan St. 57 (12/22/06)	4-3	-
20.	MU 75, 12 Pittsburgh 71 (3/3/07)	13-8	-
21.	Syracuse 87, MU 72 (3/8/08)	8-4	-
22.	MU 101, Milwaukee 51 (3/5/94)	8-3	-
23.	MU 94, Western Carolina 77 (12/19/08)	3-3	1-0
24.	16 Tennessee 80, MU 68 (12/16/08)	12-4	1-1
25.	MU 61, Wisconsin 58 (12/6/08)	12-3	2-0
Totals		420-113	19-4

MU Against AP-Ranked Teams

Rk.	Last Time	All Time	Williams
1.	9 MU 83, Kentucky 69 (3/29/03) *	1-6	-
2.	MU 94, Connecticut 79 (1/3/06)	2-10	-
3.	Cincinnati 67, MU 48 (1/8/00)	0-9	-
4.	Villanova 72, MU 67 (2/4/06)	5-9	-
5.	Kansas 85, MU 61 (1/28/92)	3-11	-
6.	24 MU 77, Pitt 74 (1/21/07)	6-14	-
7.	MU 74, Cincinnati 72 (3/2/96)	5-6	-
8.	Cincinnati 85 21 MU 84 (3/9/96)	2-9	-
9.	13 MU 73, Duke 62 (11/21/06)	7-8	-
10.	Stanford 82, 25 MU 81 (OT) (3/22/08)*	5-6	-
11.	Georgetown 70, MU 68 (OT) (3/1/08)	7-5	-
12.	20 MU 75, Pittsburgh 71 (3/3/07)	3-7	-
13.	Villanova 102, 10 Marquette 84	3-4	0-1
14.	25 MU 89, Notre Dame 79 (3/13/08)	6-4	-
15.	MU 79, Villanova 72 (1/1/09)	4-2	1-0
16.	16 Tennessee 80, MU 68 (12/16/08)	2-4	0-1
17.	MU 57, Georgetown 51 (2/16/06)	4-4	-
18.	MU 60, UAB 58 (1/19/94)	3-2	-
19.	MU 80, Wisconsin 65 (12/31/94)	5-3	-
20.	MU 50, Indiana 49 (11/23/01)	4-4	-
21.	MU 81, 21 West Virginia 63 (1/13/07)	4-1	-
22.	MU 72, Pittsburgh 54 (2/15/08)	3-3	-
23.	Georgetown 62, MU 59 (3/9/06)	3-3	-
24.	MU 73, Connecticut 69 (1/10/07)	2-1	-
25.	8 MU 94, Georgetown 82 (1/31/09)	4-1	2-0
Totals		95-135	3-2

* denotes NCAA Tournament game

Defensive Comparison (averages as of date of game)

	Points	Avg.	Diff.	FG Pct.	Avg.	Diff.
Houston Baptist	64	--	--	39.6	--	--
Chicago State	87	75.5	--	42.5	41.1	--
Milwaukee	80	77.0	+4.5	37.9	40.1	3.2
Texas Southern	68	74.8	-9.0	48.1	41.8	+10.2
vs. Northern Iowa	43	68.4	-31.8	35.3	40.1	-6.5
vs. Dayton	89	71.8	+20.6	52.6	46.2	+12.1
Central Michigan	67	71.1	-0.7	40.3	42.0	-6.2
RV/22 Wisconsin	58	69.5	-11.5	45.8	42.6	+3.2
IPFW	50	67.3	-19.5	32.2	41.4	-9.2
vs. 16/19 Tennessee	80	68.6	+12.7	49.0	42.1	+7.6
Western Carolina	77	69.4	+8.4	46.4	42.5	+4.3
@ N.C. State	65	69.0	-4.4	51.1	43.1	+8.6
Presbyterian	45	67.2	-24.0	36.2	42.6	-6.9
15/13 Villanova	72	67.5	+4.8	41.4	42.5	-1.1
Cincinnati	50	66.3	-17.5	32.7	41.9	-9.2
@ Rutgers	76	66.9	+9.7	49.2	42.4	+7.3
25/22 West Virginia	53	66.1	-13.9	35.0	41.9	-6.9
@ Providence	82	67.0	+15.9	56.4	42.7	+14.5
DePaul	70	67.2	+3.0	44.6	42.8	+1.9
@ RV/22 Notre Dame	64	67.0	-3.2	36.4	42.4	-6.0
25/23 Georgetown	82	67.7	+15.0	56.1	43.1	+13.7
@ DePaul	61	67.4	-6.7	41.7	43.0	-1.4
@ USF	57	67.0	-10.4	41.8	43.0	-1.2
@ 13/13 Villanova	102	68.4	+35.0	58.7	43.7	+15.7
St. John's	59	68.0	-9.4	44.9	43.7	+1.2
Seton Hall	67	68.0	-1.0	41.8	43.7	-1.9
@ Georgetown	72	68.1	+4.0	50.9	43.9	+7.2
2/2 Connecticut						
@ Louisville						
@ Pittsburgh						
Syracuse						

Specialty Stats by Game (Bold denotes season high; formatted as MU/OPP)

	Paint	Off TO	2nd Ch.	Fast Brk.	Bench
Houston Baptist	48/16	36 /10	14/11	23/7	24/20
Chicago State	48/40	25/18	26 /16	26 /11	31 /9
Milwaukee	52 /26	19/12	16/13	26 /10	9/38
Texas Southern	26/38	29/21	26 /10	17/16	23/11
vs. Northern Iowa	18/24	18/4	15/6	8/4	19/10
vs. Dayton	36/44	9/18	15/12	4/4	5 / 48
Central Michigan	36/44	18 / 22	17/18	12/10	17/6
RV/22 Wisconsin	28/20	19/11	10/8	19/2	16/6
IPFW	42/18	13/15	8/6	15/7	6/9
vs. 16/19 Tennessee	18/30	19/7	4/9	4/2	3/23
Western Carolina	34/20	16/13	11/7	14/5	24/27
@ N.C. State	24/28	18/12	8/7	10/5	5/12
Presbyterian	34/18	15/2	19/0	12/4	18/2
15/13 Villanova	16/32	22/21	5 / 24	12/15	2/27
Cincinnati	22/16	21/9	10/12	12/4	16/13
@ Rutgers	52 /40	14/12	2/18	21/9	9/19
25/22 West Virginia	22/24	8/6	10/9	17/10	8/10
@ Providence	38 / 48	23/12	9/12	14/8	10/34
DePaul	40/26	17/12	24/10	23/15	4/13
@ RV/22 Notre Dame	36/20	13/0	9/15	8/0	0/0
25/23 Georgetown	28/38	26/21	15/6	11 / 19	11/11
@ DePaul	38/28	21/10	3/13	16/0	7/9
@ USF	34/32	7/4	9/4	6/12	3/7
@ 13/13 Villanova	28/34	13/17	8/15	4/6	7/32
St. John's	34/18	24/14	10/10	13/2	10/12
Seton Hall	44/24	25/13	11/6	24/15	11/15
@ Georgetown	34/30	18/8	16/6	4/4	8/11
2/2 Connecticut					
@ Louisville					
@ Pittsburgh					
Syracuse					

When MU is higher	15-1	21-2	15-2	20-1	8-0
When Opp. is higher	8-3	2-2	7-2	2-2	13-4
When teams are tied	0-0	0-0	1-0	1-1	2-0



1

dominic JAMES



Senior • Guard • 5-11 • 185 • Richmond, Ind. • Richmond

2008-09: Was one of 50 players named to the John R. Wooden Award watch list and earned Preseason BIG EAST Honorable Mention ... one of 17 finalist for Bob Cousy Award ... Is one of three players with more than 600 career assists at MU ... Matched a career high with six steals and had five assists in season opener vs. Houston Baptist (11/14) ... Recorded eight points, four rebounds, one block and a steal vs. Chicago State (11/17) ... Posted 16 points and eight assists, both season highs, and had a game-high three steals vs. Milwaukee (11/22) ... Matched a season-high with four rebounds and scored 11 points with three steals vs. Texas Southern (11/25) ... Tallied a season-high 19 points and seven rebounds, in addition to eight assists vs. Dayton (11/29) ... Scored 15 points, dished out five assists and matched a season-high with seven boards vs. Central Michigan (12/2) ... Scored in double figures for the third straight game by chipping in 10 points in a 61-58 win over Wisconsin (12/6) ... One of four MU players scoring in double figures with 10 points and five assists vs. IPFW (12/13) ... Handed out five assists and two of his three field goals were from 3-point range vs. Tennessee (12/16) ... Posted a game-high six assists vs. Western Carolina (12/19) ... Knocked down three 3-pointers in the second half, including the game-winner with 0.4 seconds remaining, to lead MU to a 68-65 win at NC State (12/22); finished with 18 points with six assists, four rebounds and a season-high seven field goals and 4-of-6 shooting beyond the arc ... Four of his six baskets from from 3-point range and he finished with 17 points and six rebounds vs. Villanova (1/1) ... Posted nine points and four assists without a turnover vs. Cincinnati (1/4) ... Was 7-of-13 from the field and finished with 15 points and six assists at Rutgers (1/7) ... Netted a season-high eight field goals in 40 minutes of action and finished with 17 points, seven assists and three

steals vs. West Virginia (1/10) ... Recorded a season-high nine assists, all in the first half, and tallied three steals vs. DePaul (1/24) ... Finished with 15 points, five assists and a team- and season-high nine rebounds at Notre Dame (1/26) ... Contributed 15 points, five assists and four steals at DePaul (2/3) ... Recorded 11 points, six rebounds and a game-high three steals at USF (2/6) ... Handed out a game-high nine assists, matching previous high mark for the season, and added 14 points at Villanova (2/10) ... Finished with 14 points, six assists and three steals vs. St. John's (2/14) ... Posted career highs in steals (7) and blocks (4) to go along with 13 points, eight assists and six rebounds vs. Seton Hall (2/17) ... Had a game-high four steals and played all 40 minutes at Georgetown (2/21) ...

Season & Career Highs

Points	
Season	19, vs. Dayton (11/29/08)
Career	29, at DePaul (1/17/06)
Rebounds	
Season	9, at Notre Dame (1/26/09)
Career	11, at Louisville (3/1/06)
Assists	
Season	9, Twice
Career	12, vs. Pittsburgh (2/15/08)
Steals	
Season	7, vs. Seton Hall (2/17/09)
Career	7, vs. Seton Hall (2/17/09)
Blocked Shots	
Season	4, vs. Seton Hall (2/17/09)
Career	4, vs. Seton Hall (2/17/09)
Minutes	
Season	40, Twice
Career	42, at Louisville (3/1/06)
Field Goals	
Season	8, vs. West Virginia (1/10)
Career	11, at DePaul (1/17/06)
Field Goal Attempts	
Season	18, vs. West Virginia (1/10/09)
Career	21, at Nebraska (11/30/05)
Free Throws	
Season	5, vs. Dayton (11/29/08)
Career	11, at Valparaiso (11/27/06)
Free Throw Attempts	
Season	11, vs. Dayton (11/29/08)
Career	13, at Valparaiso (11/27/06)
3-Point Field Goals	
Season	4, Twice
Career	5, at Villanova (2/25/08)
3-Point Field Goal Attempts	
Season	10, vs. Villanova (1/1/09)
Career	14, at Nebraska (11/30/05)

James' Career Stats

Year	GP	GS	Min	Avg	FG-FGA	Pct	3FG-FGA	Pct	FT-FTA	Pct	Off	Def	Tot	Avg	PF	FO	Ast	TO	Blk	Stl	Pts	Avg
2005-06	31	31	1006	32.5	174-404	43.1	41-136	30.1	84-131	64.1	24	116	140	4.5	74	2	167	87	12	50	473	15.3
2006-07	34	34	1130	33.2	171-445	38.4	50-184	27.2	114-175	65.1	20	84	104	3.1	72	0	167	89	5	64	506	14.9
2007-08	35	34	1060	30.3	159-399	39.8	45-145	31.0	89-134	66.4	31	62	93	2.7	76	0	154	75	8	62	452	12.9
2008-09	27	27	889	32.9	121-286	42.3	32-115	27.8	41-89	46.1	25	73	98	3.6	53	0	143	53	9	62	315	11.7
TOTAL	127	126	4085	32.2	625-1534	40.7	168-580	39.0	328-529	62.0	100	335	435	3.4	275	2	631	304	34	238	1746	13.7



2

maurice ACKER



Junior • Guard • 5-8 • 165 • Hazel Crest, Ill. • Hillcrest

2008-09: Grabbed a career-high five rebounds, including four boards on the defensive end, in season opening win over Houston Baptist (11/14) ... Knocked down a pair of field goals, including a 3-point basket vs. Chicago State (11/17) and finished with seven points and two steals ... Connected on 3-of-4 shots from 3-point range, a personal high as a Golden Eagle and led the MU bench with 10 points vs. Texas Southern (11/25) ... Knocked down a 3-pointer with 7:43 remaining to give MU a 15-point lead over Central Michigan (12/2) ... Scored all six of MU's reserve points in a 61-58 win over Wisconsin on 6-of-7 shooting from the foul line ... Shot 3-of-4 from the field, including a pair of three-pointers, and recorded two assists and two steals vs. Western Carolina (12/19) ... Handed out a career-high 10 assists with a career-best four steals and just one turnover in 16 minutes vs. Presbyterian (12/28) ... Hit a running 3-pointer at the halftime buzzer vs. Cincinnati (1/4) ... Had a game-high three steals vs. Providence (1/17) ... Played a season-high 22 minutes at Notre Dame (1/26) and defensively was credited with shutting down the Irish's Kyle McAlarney, who shot just 3-of-12 from the field, in the second half ... Handed out four assists in 10 minutes at DePaul (2/3) ...

Season & Career Highs

Points	
Season	10, vs. Texas Southern (11/25/08)
Career	12, at Villanova (2/25/08)
Rebounds	
Season	5, vs. Houston Baptist (11/14/08)
Career	5, vs. Houston Baptist (11/14/08)
Assists	
Season	10, vs. Presbyterian (12/28/08)
Career	10, vs. Presbyterian (12/28/08)
Steals	
Season	4, vs. Presbyterian (12/28/08)
Career	4, vs. Presbyterian (12/28/08)
Blocked Shots	
Season	--
Career	1, vs. Seton Hall (1/8/08)
Minutes	
Season	22, at Notre Dame (1/26/09)
Career	28, vs. Seton Hall (1/8/08)
Field Goals	
Season	3, Twice
Career	4, vs. Notre Dame (3/13/08)
Field Goal Attempts	
Season	6, vs. Northern Iowa (11/28/08)
Career	7, Three times
Free Throws	
Season	6, vs. Wisconsin (12/6/08)
Career	6, vs. Wisconsin (12/6/08)
Free Throw Attempts	
Season	7, vs. Wisconsin (12/6/08)
Career	7, vs. Wisconsin (12/6/08)
3-Point Field Goals	
Season	3, vs. Texas Southern (11/25/08)
Career	3, vs. Texas Southern (11/25/08)
3-Point Field Goal Attempts	
Season	5, vs. Texas Southern (11/25/08)
Career	5, vs. Texas Southern (11/25/08)

Acker's Career Stats

Year	GP	GS	Min	Avg	FG-FGA	Pct	3FG-FGA	Pct	FT-FTA	Pct	Off	Def	Tot	Avg	PF	FO	Ast	TO	Blk	Stl	Pts	Avg
2007-08	35	1	467	13.3	53-120	44.2	26-61	42.6	26-33	78.8	7	27	34	1.0	54	1	62	36	1	28	158	4.5
2008-09	25	0	293	11.7	14-57	24.6	8-37	21.6	15-21	71.4	5	23	28	1.1	42	0	38	16	0	18	51	2.0
TOTAL	60	1	760	12.7	67-177	37.9	34-98	34.7	41-54	75.9	12	50	62	1.0	96	1	100	52	1	46	209	3.5



4

patrick HAZEL



Sophomore • Forward • 6-7 • 220 • Queens, N.Y. • Blair Academy

2008-09: Played 22 minutes off the bench in season opener vs. Houston Baptist (11/14) and recorded four rebounds and seven points on 3-of-3 shooting from the field ... Led MU bench with career-high 10 points and five rebounds, in addition to two blocks and a steal vs. Chicago State (11/17) ... Grabbed a career-high six rebounds vs. Milwaukee (11/22) ... Led the MU bench with five rebounds, all on the offensive glass, and scored four points vs. Texas Southern (11/25) ... Picked up a career-high two steals and scored four points with two boards vs. Western Carolina (12/19) ... Tallied four points, two rebounds and a block in 12 minutes of action vs. NC State (12/22) ... Chipped in four points, three rebounds, one blocked shot and a steal vs. Cincinnati (1/4) ...

Season & Career Highs

Points	
Season	10, vs. Chicago State (11/17/08)
Career	10, vs. Chicago State (11/17/08)
Rebounds	
Season	6, vs. Milwaukee (11/22/08)
Career	6, vs. Milwaukee (11/22/08)
Assists	
Season	1, vs. Chicago State (11/17/08)
Career	1, Twice
Steals	
Season	2, Twice
Career	2, Twice
Blocked Shots	
Season	2, vs. Chicago State (11/17/08)
Career	2, Twice
Minutes	
Season	22, Twice
Career	22, Twice
Field Goals	
Season	3, Twice
Career	3, Twice
Field Goal Attempts	
Season	4, vs. Texas Southern (11/25/08)
Career	4, vs. Texas Southern (11/25/08)
Free Throws	
Season	4, vs. Chicago State (11/17/08)
Career	4, vs. Chicago State (11/17/08)
Free Throw Attempts	
Season	6, vs. Chicago State (11/17/08)
Career	6, vs. Chicago State (11/17/08)
3-Point Field Goals	
Season	--
Career	--
3-Point Field Goal Attempts	
Season	--
Career	--

Hazel's Career Stats

Year	GP	GS	Min	Avg	FG-FGA	Pct	3FG-FGA	Pct	FT-FTA	Pct	Off	Def	Tot	Avg	PF	FO	Ast	TO	Blk	Stl	Pts	Avg
2007-08	14	0	48	3.4	3-4	75.0	0-0	00.0	1-2	50.0	0	16	16	1.1	5	0	2	1	5	0	7	0.5
2008-09	21	0	251	12.0	19-27	70.4	0-0	00.0	10-17	58.8	23	22	45	2.1	38	1	1	11	9	7	48	2.3
TOTAL	35	0	299	8.5	22-31	71.0	0-0	00.0	11-19	57.9	23	38	61	1.7	43	1	3	12	14	7	55	1.6



10

david CUBILLAN



Junior • Guard • 6-0 • 175 • Maracaibo, Venezuela • St. Benedict's (N.J.)

2008-09: Knocked down a 3-pointer at the 6:15 mark in the first half vs. Houston Baptist (11/14) to give MU a 30-20 lead ... Connected on a pair of 3-point attempts and finished with eight point and two assists in 16 minutes off the bench vs. Chicago State (11/17) ... Netted a pair of 3-pointers and tallied seven points, three rebounds and three assists vs. Northern Iowa (11/28) ... Had a season-high four assists in 29 minutes of action as a reserve and finished with five points and three rebounds vs. Central Michigan (12/2) ...

Season & Career Highs

Points

Season 8, vs. Chicago State (11/17/08)
 Career 20, vs. Pittsburgh (3/3/07)

Rebounds

Season 3, Twice
 Career 5, Twice

Assists

Season 4, vs. Central Michigan (12/2/08)
 Career 6, vs. UWM (11/30/07)

Steals

Season 1, Five times
 Career 3, Three times

Blocked Shots

Season 1, vs. Central Michigan (12/2/08)
 Career 2, vs. Hillsdale (11/10/06)

Minutes

Season 29, vs. Central Michigan (12/2/08)
 Career 30, Three times

Field Goals

Season 2, Three times
 Career 5, Twice

Field Goal Attempts

Season 6, Twice
 Career 9, Three times

Free Throws

Season 2, Twice
 Career 8, vs. Pittsburgh (3/3/07)

Free Throw Attempts

Season 2, Four times
 Career 8, vs. Pittsburgh (3/3/07)

3-Point Field Goals

Season 2, Twice
 Career 4, Twice

3-Point Field Goal Attempts

Season 5, vs. Northern Iowa (11/28/08)
 Career 8, Three times

Cubillan's Career Stats

Year	GP	GS	Min	Avg	FG-FGA	Pct	3FG-FGA	Pct	FT-FTA	Pct	Off	Def	Tot	Avg	PF	FO	Ast	TO	Blk	Stl	Pts	Avg
2006-07	34	1	721	21.2	55-145	37.9	48-113	42.5	29-38	76.3	11	53	64	1.9	48	0	55	25	3	22	187	5.5
2007-08	34	0	598	17.6	59-158	37.3	39-116	33.6	18-23	78.3	17	27	44	1.3	32	0	55	24	3	23	175	5.1
2008-09	24	0	215	9.0	12-45	26.7	9-30	30.0	5-9	55.6	1	15	16	0.7	18	1	18	11	1	5	38	1.6
TOTAL	92	1	1534	16.7	126-348	36.2	96-259	37.1	52-70	74.3	29	95	124	1.3	98	1	128	60	7	50	400	4.3



12

dwight BURKE



Senior • Forward • 6-8 • 250 • Brooklyn, N.Y. • St. Benedict's Prep (N.J.)

2008-09: Made 18th career start in season opening win over Houston Baptist (11/14) ... Posted four rebounds vs. Milwaukee (11/22) ... Garnered a season-high six rebounds and a blocked shot vs. Northern Iowa (11/28) ... Matched a career-high with two blocked shots vs. Central Michigan and had five boards (12/2) ... Scored five points and matched a season-best with six rebounds vs. IPFW (12/13) ... Played a career-high 32 minutes vs. Tennessee (12/16) ... Was 4-of-4 from the foul line and contributed six points, six rebounds and an assist in 16 minutes vs. Presbyterian (12/28) ... Grabbed six defensive rebounds vs. Cincinnati (1/4) to match a season high ... Shot a perfect 4-of-4 from the field and scored a season-high eight points and had four rebounds and a steal at Rutgers (1/7) ... Grabbed five rebounds and matched a career high with two blocked shots vs. West Virginia (1/10) ... Matched a career-high with 32 minutes played and chipped in 10 points and seven rebounds, both season highs, vs. DePaul (1/24); also shot a perfect 4-of-4 from the floor against the Blue Demons ... Grabbed seven rebounds vs. Seton Hall (2/17), matching a game-high and personal season-high ...

Season & Career Highs

Points	
Season	10, vs. DePaul (1/24/09)
Career	12, Twice
Rebounds	
Season	7, Twice
Career	10, vs. Pittsburgh (3/14/08)
Assists	
Season	1, Five times
Career	2, Twice
Steals	
Season	1, Three times
Career	3, Twice
Blocked Shots	
Season	2, Twice
Career	2, Six times
Minutes	
Season	32, Twice
Career	32, Twice
Field Goals	
Season	4, Twice
Career	5, vs. Utah Valley (11/12/07)
Field Goal Attempts	
Season	4, Twice
Career	6, vs. Utah Valley (11/12/07)
Free Throws	
Season	4, Four times
Career	4, Twice
Free Throw Attempts	
Season	6, Four times
Career	6, Twice
3-Point Field Goals	
Season	--
Career	--
3-Point Field Goal Attempts	
Season	--
Career	--

Burke's Career Stats

Year	GP	GS	Min	Avg	FG-FGA	Pct	3FG-FGA	Pct	FT-FTA	Pct	Off	Def	Tot	Avg	PF	FO	Ast	TO	Blk	Stl	Pts	Avg
2005-06	20	0	105	5.3	5-12	41.7	0-0	00.0	6-9	66.7	5	10	15	0.8	24	0	1	9	3	1	16	0.8
2006-07	34	0	303	8.9	10-31	32.3	0-0	00.0	8-30	26.7	28	34	62	1.8	51	0	3	16	14	5	28	0.8
2007-08	35	17	412	11.8	32-53	60.7	0-0	00.0	23-46	50.0	46	55	101	2.9	75	1	7	16	14	11	87	2.5
2008-09	27	27	522	19.3	24-36	66.7	0-0	00.0	26-54	48.1	38	61	99	3.7	77	4	5	14	9	4	74	2.7
TOTAL	116	44	1342	11.6	71-132	53.8	0-0	00.0	63-139	45.3	117	160	277	2.4	227	5	16	55	40	21	205	1.8



21

joseph FULCE



Sophomore • Forward • 6-7 • 205 • Plano, Texas • Plano

2008-09: Sidelined for the first 10 games of the season with a knee injury ... made his MU debut vs. Western Carolina (12/19), and pulled down four rebounds and scored two points in 11 minutes of action ... Played a season-high 12 minutes in his second appearance of the season, recording two points, two rebounds and a block vs. Presbyterian (12/28) ... Scored three points with a rebound and one assist in five minutes vs. Cincinnati (1/4) ... Led all MU reserves in scoring with a season-high six points on 3-of-4 shooting from the field vs. Providence (1/17) ... Made both of his foul shots and picked up a pair of steals in three minutes vs. St. John's (2/14) ...

Season & Career Highs

Points

Season 6, vs. Providence (1/17/09)
 Career 6, vs. Providence (1/17/09)

Rebounds

Season 4, vs. Western Carolina (12/19/08)
 Career 4, vs. Western Carolina (12/19/08)

Assists

Season 1, Three times
 Career 1, Three times

Steals

Season 2, vs. St. John's (2/14/09)
 Career 2, vs. St. John's (2/14/09)

Blocked Shots

Season 1, vs. Presbyterian (12/28/08)
 Career 1, vs. Presbyterian (12/28/08)

Minutes

Season 12, vs. Presbyterian (12/28/08)
 Career 12, vs. Presbyterian (12/28/08)

Field Goals

Season 3, vs. Providence (1/17/09)
 Career 3, vs. Providence (1/17/09)

Field Goal Attempts

Season 5, vs. Presbyterian (12/28/08)
 Career 5, vs. Presbyterian (12/28/08)

Free Throws

Season 1, vs. Cincinnati (1/4/09)
 Career 1, vs. Cincinnati (1/4/09)

Free Throw Attempts

Season 2, vs. Cincinnati (1/4/09)
 Career 2, vs. Cincinnati (1/4/09)

3-Point Field Goals

Season --
 Career --

3-Point Field Goal Attempts

Season 1, Twice
 Career 1, Twice

Fulce's Career Stats

Year	GP	GS	Min	Avg	FG-FGA	Pct	3FG-FGA	Pct	FT-FTA	Pct	Off	Def	Tot	Avg	PF	FO	Ast	TO	Blk	Stl	Pts	Avg
2008-09	8	0	48	6.0	6-12	50.0	0-2	00.0	3-4	75.0	6	4	10	1.3	10	0	3	1	1	2	15	1.9



22

Jerrel McNEAL



Senior • Guard • 6-3 • 200 • Chicago, Ill. • Hillcrest

2008-09: All-time leading scorer and all-time steals leader in Marquette history ... One of 30 players named to the John R. Wooden Award mid-season watch list ... Earned Preseason All-BIG EAST honors ... Became just the sixth player in MU history to tally over 1,500 points and 500 rebounds ... Tallied 20 points, five assists and four rebounds vs. Houston Baptist (11/14) and attempted a career-high eight three-pointers, while going a perfect 5-of-5 from the free throw line ... Two of his six field goals were from beyond the 3-point line and scored 17 points with six assists vs. Chicago State (11/17) ... Recorded a season-high 22 points and five steals vs. Milwaukee (11/22) ... Matched a career-high with four 3-pointers and finished with 20 points, five assists, four steals and a season-high eight rebounds vs. Texas Southern (11/25) ... Went 3-of-4 from beyond the 3-point arc and had 13 points vs. Northern Iowa (11/28) ... Tallied 16 points and six rebounds vs. Dayton (11/29) ... Named to the Chicago Invitational all-tournament team after averaging 16.5 points and 5.3 rebounds per game, in addition to 17 assists and eight steals in four games ... Finished with 14 points and five assists vs. Central Michigan (12/2) ... Shott 55.6 percent (10-of-18) from the field and netted 19 of his season-high 26 points in the second half in a 61-58 win over Wisconsin; scored 14 straight points in the second half for MU and finished with seven rebounds and a pair of steals against the Badgers ... Named BIG EAST Player of the Week for the second time in his career on Dec. 8 for his performances against Wisconsin and Central Michigan ... Added 16 points on 6-of-12 shooting vs. IPFW (12/13) ... Made a career-high five three-pointers and finished with 19 points, five rebounds and five assists vs. Western Carolina (12/19) ... Scored a team-high 20 points with four steals and season-high two blocks vs. NC State (12/22) ... Handed out a season-best seven assists and scored a game-high 24 points,

including a pair of 3-pointers down the stretch, to lead MU past Villnova (1/1/09) ... Scored a game-high 26 points and was 9-of-10 shooting from the field, including 7-of-7 (100.0 percent) from beyond the arc to set a new MU record for single-game 3-point percentage vs. Cincinnati (1/4); also added six assists and five rebounds against the Bearcats ... Named BIG EAST Player of the Week (1/5) ... Notched 14 of his 16 points in the second half, while going 7-of-8 from the foul line vs. Rutgers (1/7) ... Scored a game-high and matched a season-best with 26 points vs. West Virginia (1/10), in addition to seven rebounds and three steals while playing a career-high 40 minutes ... Chipped in 25 points and six assists vs. Providence (1/17) ... Tallied a game-high 21 points and season-high six steals vs. DePaul (1/24) ... Poured in a team- and personal season-high 27 points at Notre Dame (1/26) ... Notched his first double-double of the season with 26 points and 11 assists -- both game highs -- and added six rebounds, five steals and three blocks vs. Georgetown (1/31) ... Named BIG EAST Player of the Week on Feb. 2 ... Scored 26 points and recorded six assists, five steals and a career-high four blocks at DePaul (2/3) ... Scored a game-high 23 points at USF (2/6) ... Netted a team-high 23 points with seven assists at Villanova (2/10); passed George Thompson on MU's all-time scoring list with his 3-pointer at the 6:12 mark of the second half vs. VU ... Registered 20 points, seven rebounds, seven assists and five steals vs. St. John's (2/14) ... Had 13 points, seven assists, six rebounds and five steals vs. Seton Hall (2/17) ... Posted 22 points, six rebounds and a game-high seven assists at Georgetown (2/21), playing all 40 minutes for the second time in his career ...

Season & Career Highs

Points	
Season	27, at Notre Dame (1/26/09)
Career	30, vs. Stanford (3/22/08)
Rebounds	
Season	8, vs. Texas Southern (11/25/08)
Career	12, Twice
Assists	
Season	11, vs. Georgetown (1/31/09)
Career	11, vs. Georgetown (1/31/09)
Steals	
Season	6, vs. DePaul (1/24/09)
Career	7, N. Dakota St. (12/2/06)
Blocked Shots	
Season	4, at DePaul (2/3/09)
Career	4, at DePaul (2/3/09)
Minutes	
Season	40, Twice
Career	40, Twice
Field Goals	
Season	11, at Notre Dame (1/26/09)
Career	13, vs. Stanford (3/22/08)
Field Goal Attempts	
Season	23, Twice
Career	25, vs. Stanford (3/22/08)
Free Throws	
Season	8, vs. Providence (1/17/09)
Career	9, at Connecticut (1/10/07)
Free Throw Attempts	
Season	14, vs. Providence (1/17/09)
Career	14, vs. Providence (1/17/09)
3-Point Field Goals	
Season	7, vs. Cincinnati (1/4/09)
Career	7, vs. Cincinnati (1/4/09)
3-Point Field Goal Attempts	
Season	10, vs. Georgetown (1/31/09)
Career	10, vs. Georgetown (1/31/09)

McNeal's Career Stats

Year	GP	GS	Min	Avg	FG-FGA	Pct	3FG-FGA	Pct	FT-FTA	Pct	Off	Def	Tot	Avg	PF	FO	Ast	TO	Blk	Stl	Pts	Avg
2005-06	31	31	853	27.5	138-312	44.2	13-46	28.3	54-72	75.0	40	100	140	4.5	77	2	85	117	14	64	343	11.1
2006-07	29	29	876	30.2	154-369	41.7	30-96	31.3	88-129	68.2	50	88	138	4.8	102	6	109	118	16	76	426	14.7
2007-08	35	35	1056	30.2	198-434	45.6	35-115	30.4	92-131	70.2	56	115	171	4.9	109	4	124	98	15	76	523	14.9
2008-09	27	27	922	34.1	189-392	48.2	66-152	43.4	95-132	72.0	24	104	128	4.7	64	3	112	77	18	59	539	20.0
TOTAL	122	122	3707	30.4	679-1507	45.1	144-409	35.2	329-464	70.9	170	407	577	4.7	352	15	430	410	63	275	1831	15.0



23 wesley MATTHEWS



Senior • Guard • 6-5 • 220 • Madison, Wis. • Memorial

2008-09: One of 30 players named to the John R. Wooden Award mid-season watch list ... All-time leader at MU in career free throws made ... Became the 22nd player in MU history to combine for over 1,000 points and 500 rebounds ... Recorded 27 points and a career-high eight assists vs. Houston Baptist (11/14), while shooting 11-of-12 from the free throw line and 7-of-11 from the field and grabbing five rebounds and five steals ... Netted seven field goals for the eighth time in his career and went 10-of-10 from the charity stripe and 2-of-2 from beyond the arc en route to scoring a team-high 26 points and grabbed a career-best nine rebounds vs. Chicago State (11/17) ... Netted a career-high eight field goals on 16 attempts and went 9-of-10 from the foul line to finish with 25 points, including seven rebounds, vs. Milwaukee (11/22) ... Contributed 13 points, six rebounds, three assists and three steals vs. Texas Southern (11/25) ... Tallied 17 points and seven rebounds vs. Northern Iowa (11/28) ... Shot over 58 percent from the field (7-of-12) and 14-of-17 from to score 28 points vs. Dayton (11/29); also grabbed seven rebounds against the Flyers ... Named to the Chicago Invitational all-tournament team after averaging 21.0 points and 7.3 rebounds in four games played ... Went 10-of-10 from the free throw line and led the team in scoring with 18 points vs. Central Michigan (12/2) ... Played a season-high 39 minutes, but held to nine points with two steals vs. Wisconsin (12/6) ... Matched a season high with nine rebounds and scored 13 points with four assists vs. IPFW (12/13); also recorded a career-high, and team individual season-high, three blocks against the Mastodons ... Knocked down three 3-pointers in the first half and scored 20 of his career-high 30 points in the second stanza vs. Tennessee (12/16); went 15-of-18 from the foul line against the Vols, becoming the first MU players since Brian Wardle in 1999 to make at least 15 foul

shots in a game ... Chipped in 18 points, in addition to five assists, four rebounds and two steals vs. Western Carolina (12/19) ... Scored 21 points with six rebounds and three assists vs. Presbyterian (12/28) ... Was 5-of-6 from the field and 8-of-10 from the foul line and scored 16 of his 19 points in the second half vs. Villanova (1/1) ... Added 17 points, six rebounds and four assists vs. Cincinnati (1/4) ... Was a perfect 10-of-10 from the field en route to scoring a game-high 23 points at Rutgers (1/7), in addition to six rebounds, two steals and a block; his 10 field goals were a career high ... Scored 13 points and a was 7-of-7 from the foul line vs. West Virginia (1/10) ... Named to the BIG EAST Honor Roll on Jan. 12 ... Scored 22 points vs. Providence (1/17) ... Notched 14 of his 20 points in the first half vs. DePaul (1/24) ... Scored 19 of his 23 points in the second half and grabbed a team-high seven rebounds vs. Georgetown (1/31) ... Tallied 20 points on 8-of-10 shooting from the field and was 4-of-4 from the foul line at DePaul (2/3) ... Shot 5-of-6 from the field and totaled 16 points at Villanova (2/10) ... Led MU with a game-high 24 points vs. Seton Hall (2/17) ... Netted a game-high 23 points, including 18 in the first half, and finished with a career-high five 3-pointers at Georgetown (2/21) ...

Season & Career Highs

Points	
Season	30, vs. Tennessee (12/16/08)
Career	30, vs. Tennessee (12/16/08)
Rebounds	
Season	9, Twice
Career	13, vs. Lewis (12/28/05)
Assists	
Season	8, vs. Houston Baptist (11/14/08)
Career	8, vs. Houston Baptist (11/14/08)
Steals	
Season	5, vs. Houston Baptist (11/14/08)
Career	6, S. Dakota St. (12/3/05)
Blocked Shots	
Season	3, vs. IPFW (12/13/08)
Career	3, vs. IPFW (12/13/08)
Minutes	
Season	39, Twice
Career	39, Twice
Field Goals	
Season	10, at Rutgers (1/7/09)
Career	10, at Rutgers (1/7/09)
Field Goal Attempts	
Season	17, vs. Providence (1/17/09)
Career	18, Twice
Free Throws	
Season	15, vs. Tennessee (12/16/08)
Career	15, vs. Tennessee (12/16/08)
Free Throw Attempts	
Season	18, vs. Tennessee (12/16/08)
Career	18, vs. Tennessee (12/16/08)
3-Point Field Goals	
Season	5, at Georgetown (2/21/09)
Career	5, at Georgetown (2/21/09)
3-Point Field Goal Attempts	
Season	8, at Georgetown (2/21/09)
Career	8, at Georgetown (2/21/09)

Matthews' Career Stats

Year	GP	GS	Min	Avg	FG-FGA	Pct	3FG-FGA	Pct	FT-FTA	Pct	Off	Def	Tot	Avg	PF	FO	Ast	TO	Blk	Stl	Pts	Avg
2005-06	23	13	573	24.9	65-163	39.9	14-32	43.8	63-80	78.8	34	59	93	4.0	51	0	51	52	5	29	207	9.0
2006-07	34	34	1062	31.2	133-304	43.8	23-80	28.8	141-183	77.0	64	115	179	5.3	84	4	75	84	5	49	430	12.6
2007-08	35	35	1009	28.8	121-279	43.4	31-67	31.3	132-167	79.0	58	97	155	4.4	76	0	59	57	10	34	395	11.3
2008-09	27	27	883	32.7	157-296	53.0	32-77	41.6	160-196	81.6	37	106	143	5.3	60	1	67	60	13	36	506	18.7
TOTAL	119	109	3527	29.6	476-1042	45.7	90-256	35.2	496-626	79.2	193	377	570	4.8	271	5	252	253	33	148	1538	12.9



32

lazar HAYWARD



Junior • Forward • 6-6 • 225 • Buffalo, N.Y. • Notre Dame Prep (Mass.)

2008-09: Became the 41st player in MU history to record 1,000 career points with his first basketball vs. Georgetown (1/31) ... Registered a double-double with 19 points and 12 rebounds vs. Houston Baptist (11/14); was 8-of-12 shooting from the field against the Huskies ... Posted 21 points and finished with nine rebounds vs. Chicago State (11/17) ... Netted a career-high 25 points and pulled down 10 rebounds vs. Milwaukee (11/22) for his seventh career double-double ... Tallied 18 points and nine rebounds vs. Texas Southern (11/25) ... Recorded 15 points and eight rebounds vs. Northern Iowa (11/28) ... Scored 14 points with a pair of steals and eight rebounds, including five offensive boards, vs. Central Michigan (12/2) ... Grabbed 10 of his career-high 13 rebounds in the second half vs. Wisconsin (12/6) and finished with a season-high two steals ... Secured his team-leading third double-double of the season by the first half vs. IPFW (12/13); finished with 19 points on a career high nine field goals, and grabbed a career-best 18 rebounds, one shy of tying a Bradley Center record ... Tallied 14 points, seven rebounds, two steals and a blocked shot vs. Tennessee (12/16) ... Named to BIG EAST Honor Roll ... Went 8-of-13 from the floor and 9-of-9 from the free throw line in scoring a career-high 27 points vs. Western Carolina (12/19) ... Scored 16 points, including a pair of 3-pointers, vs. NC State (12/22) ... Recorded his ninth career double-double with a game-high 22 points, on a career-best five 3-pointers, and 11 rebounds vs. Presbyterian (12/28) ... Earned BIG EAST Honor Roll for the second time this season (12/29) ... Scored 15 points and added five rebounds and two steals vs. Villanova (1/1/09) ... Was 4-of-6 from 3-point range and finished with 16 points vs. Cincinnati (1/4) ... One of four MU players to score in double figures at Rutgers (1/7) with 10 points ... Was credited with a game-high nine rebounds vs. West Virginia (1/10) ... Played a career-high 37 minutes, connected on

a career-high 10 field goals, and netted four of his five 3-pointers in the second half to lead Marquette to a 91-82 come-from-behind win at Providence (1/17) ... Named to the BIG EAST Honor Roll on Jan. 19 ... Has made 28 of his last 29 free attempts heading into Saturday's game vs. DePaul ... Dominated the glass with a game-high 17 rebounds in addition to 16 points vs. DePaul (1/24) ... Matched a career-high with 37 minutes played, tallying 13 points, six boards and a season-high three steals at Notre Dame (1/26) ... Went 7-of-11 from the field and 7-of-8 from the foul line and finished with 23 points vs. Georgetown (1/31) ... Played a career-high 39 minutes and tallied 14 rebounds and three assists, matching a career high, at USF (2/6) ... Saw 39 minutes of action again at Villanova (2/10), and finished with 22 points, including three 3-pointers in the first half, and nine rebounds ... Recorded 18 points, seven rebounds and two steals vs. St. John's (2/14) ... Posted 14 points and matched a career high with two blocks vs. Seton Hall (2/17) ... Recorded 11th career double-double at Georgetown (2/21) with 17 points and a game-high 11 rebounds ...

Season & Career Highs

Points	
Season	27, vs. Western Carolina (12/19/08)
Career	27, vs. Western Carolina (12/19/08)
Rebounds	
Season	18, vs. IPFW (12/13/08)
Career	18, vs. IPFW (12/13/08)
Assists	
Season	3, Twice
Career	3, Four times
Steals	
Season	3, at Notre Dame (1/26/09)
Career	4, Four times
Blocked Shots	
Season	2, vs. Seton Hall (2/17/09)
Career	2, Three times
Minutes	
Season	39, Twice
Career	39, Twice
Field Goals	
Season	10, vs. Providence (1/17/09)
Career	10, vs. Providence (1/17/09)
Field Goal Attempts	
Season	19, vs. Providence (1/17/09)
Career	19, vs. Providence (1/17/09)
Free Throws	
Season	9, vs. Western Carolina (12/19/08)
Career	9, vs. Western Carolina (12/19/08)
Free Throw Attempts	
Season	10, Twice
Career	11, vs. Notre Dame (3/13/08)
3-Point Field Goals	
Season	5, Twice
Career	5, Twice
3-Point Field Goal Attempts	
Season	9, vs. Presbyterian (12/28)
Career	9, vs. Presbyterian (12/28)

Hayward's Career Stats

Year	GP	GS	Min	Avg	FG-FGA	Pct	3FG-FGA	Pct	FT-FTA	Pct	Off	Def	Tot	Avg	PF	FO	Ast	TO	Blk	Stl	Pts	Avg
2006-07	34	16	553	16.3	83-194	42.8	10-48	20.8	48-72	66.7	61	63	124	3.6	73	1	10	35	3	20	224	6.6
2007-08	35	33	889	25.4	158-333	47.4	41-91	45.1	92-119	77.3	66	162	228	6.5	94	3	21	63	13	39	449	12.8
2008-09	27	27	838	31.0	150-323	46.4	38-113	33.6	93-112	83.0	76	156	232	8.6	67	2	35	51	9	27	431	16.0
TOTAL	96	76	2280	23.8	391-850	46.0	89-252	35.3	233-303	76.9	203	381	584	6.1	234	6	66	149	25	86	1104	11.5



33

jimmy BUTLER



Sophomore • Guard • 6-6 • 215 • Tomball, Texas • Tomball

2008-09: Shot 5-of-8 from the field and scored 10 points with four rebounds in his debut with the Golden Eagles vs. Houston Baptist (11/14) ... Recorded six points and shot 4-of-4 from the foul line in addition to four offensive rebounds vs. Texas Southern (11/25) ... Had four offensive rebounds and scored four points with two assists vs. Northern Iowa (11/28) ... Scored five of his seven points in the first half, shot 5-of-6 from the foul line and finished with a career-best two blocks vs. Central Michigan (12/2) ... Recorded five rebounds in 21 minutes of action vs. Tennessee (12/16) ... Scored seven points and added six rebounds and three assists vs. Western Carolina (12/19) ... Notched eight points on 3-of-4 shooting vs. Presbyterian (12/28) ... Picked up a team-high seven rebounds in 15 minutes vs. Villanova (1/1) ... Scored all nine of MU's bench points and gathered one blocked shot and a steal at Rutgers (1/7) ... Tallied all six of his points by going 6-of-6 from the foul line and pulled down four rebounds vs. West Virginia (1/10) ... Led all reserves with nine points while shooting 2-of-2 from the field and 5-of-5 from the free throw line vs. Georgetown (1/31) ... Scored all seven of MU's bench points and matched teammate Wesley Matthews with a team-high six rebounds at DePaul (2/3) ... Picked up a career-high eight rebounds, including four offensive boards, at USF (2/6) ... Scored all five of his points from the free throw line on a career-high seven attempts at Villanova (2/10) ... Was perfect from the field (3-of-3) and from the foul line (2-of-2) to finish with eight points, including four rebounds and a block vs. St. John's (2/14) ... Scored eight points on 4-of-6 shooting from the field vs. Seton Hall (2/17) and his seven rebounds matched a game high ... Scored all eight of MU's bench points at Georgetown (2/21) and added five rebounds ...

Season & Career Highs

Points	
Season	10, vs. Houston Baptist (11/14/08)
Career	10, vs. Houston Baptist (11/14/08)
Rebounds	
Season	8, at USF (2/6/09)
Career	8, at USF (2/6/09)
Assists	
Season	3, vs. Western Carolina (12/19/08)
Career	3, vs. Western Carolina (12/19/08)
Steals	
Season	1, Six times
Career	1, Six times
Blocked Shots	
Season	2, vs. Central Michigan (12/2)
Career	2, vs. Central Michigan (12/2)
Minutes	
Season	28, vs. Western Carolina (12/19/08)
Career	28, vs. Western Carolina (12/19/08)
Field Goals	
Season	5, vs. Houston Baptist (11/14/08)
Career	5, vs. Houston Baptist (11/14/08)
Field Goal Attempts	
Season	8, vs. Houston Baptist (11/14/08)
Career	8, vs. Houston Baptist (11/14/08)
Free Throws	
Season	6, vs. West Virginia (1/10/09)
Career	6, vs. West Virginia (1/10/09)
Free Throw Attempts	
Season	7, at Villanova (2/10)
Career	7, at Villanova (2/10)
3-Point Field Goals	
Season	--
Career	--
3-Point Field Goal Attempts	
Season	1, Twice
Career	1, Twice


Butler's Career Stats

Year	GP	GS	Min	Avg	FG-FGA	Pct	3FG-FGA	Pct	FT-FTA	Pct	Off	Def	Tot	Avg	PF	FO	Ast	TO	Blk	Stl	Pts	Avg
2008-09	27	0	466	17.3	36-70	51.4	0-2	00.0	54-73	74.0	46	44	90	3.3	48	1	16	15	12	9	126	4.7



42

chris OTULE



Freshman • Center • 6-10 • 250 • Richmond, Texas • Ft. Bend Bush

2008-09: Sidelined for the first 10 games of the season with a foot injury ... Made his MU debut vs. Western Carolina (12/19) and tallied three points, one block and a rebound in 11 minutes of action ... Made second career appearance vs. Presbyterian (12/28) and recorded four points and a block, while four of his five rebounds came on the offensive glass ... Tallied four points, two rebounds and a pair of blocks vs. Cincinnati (1/4) ...

Season & Career Highs

Points	
Season	4, Twice
Career	4, Twice
Rebounds	
Season	5, vs. Presbyterian (12/28)
Career	5, vs. Presbyterian (12/28)
Assists	
Season	--
Career	--
Steals	
Season	--
Career	--
Blocked Shots	
Season	2, vs. Cincinnati (1/4/09)
Career	2, vs. Cincinnati (1/4/09)
Minutes	
Season	14, vs. Presbyterian (12/28)
Career	14, vs. Presbyterian (12/28)
Field Goals	
Season	2, vs. Presbyterian (12/28)
Career	2, vs. Presbyterian (12/28)
Field Goal Attempts	
Season	5, vs. Presbyterian (12/28)
Career	5, vs. Presbyterian (12/28)
Free Throws	
Season	3, vs. Western Carolina (12/19/08)
Career	3, vs. Western Carolina (12/19/08)
Free Throw Attempts	
Season	6, vs. Western Carolina (12/20/08)
Career	6, vs. Western Carolina (12/20/08)
3-Point Field Goals	
Season	--
Career	--
3-Point Field Goal Attempts	
Season	--
Career	--


Otule's Career Stats

Year	GP	GS	Min	Avg	FG-FGA	Pct	3FG-FGA	Pct	FT-FTA	Pct	Off	Def	Tot	Avg	PF	FO	Ast	TO	Blk	Stl	Pts	Avg
2008-09	7	0	55	7.9	4-11	36.4	0-0	00.0	4-10	40.0	5	5	10	1.4	9	0	0	5	5	0	12	1.7



45

robert FROZENA



Sophomore • Guard • 6-1 • 190 • Sherwood, Wis. • St. Mary Central

2008-09: Made eighth career appearance and grabbed one rebound vs. Houston Baptist (1/1/4) ... Had a career-high two rebounds, both on the offensive end, vs. Texas Southern (1/25) ... Matched a career high with two rebounds in five minutes of action vs. Northern Iowa (1/28) ... Scored his first two points of the season with a pair of free throws vs. Central Michigan (12/2) ... Played in his collegiate single-season eighth game of the campaign vs. Cincinnati (1/4) ... Netted his first career field goal with a layup with 33 seconds remaining in the second half vs. Seton Hall (2/17) ...

Season & Career Highs

Points	
Season	2, Twice
Career	2, Three times
Rebounds	
Season	2, Twice
Career	2, Twice
Assists	
Season	--
Career	1, vs. Providence (1/3/08)
Steals	
Season	--
Career	1, vs. Coppin St. (12/21/07)
Blocked Shots	
Season	--
Career	--
Minutes	
Season	5, vs. Northern Iowa (11/28/08)
Career	5, vs. Northern Iowa (11/28/08)
Field Goals	
Season	1, vs. Seton Hall (2/17/09)
Career	1, vs. Seton Hall (2/17/09)
Field Goal Attempts	
Season	2, vs. Texas Southern (11/25/08)
Career	2, vs. Texas Southern (11/25/08)
Free Throws	
Season	2, vs. Central Michigan (12/2)
Career	2, Twice
Free Throw Attempts	
Season	2, vs. Central Michigan (12/2)
Career	2, Four times
3-Point Field Goals	
Season	--
Career	--
3-Point Field Goal Attempts	
Season	--
Career	--

Frozena's Career Stats

Year	GP	GS	Min	Avg	FG-FGA	Pct	3FG-FGA	Pct	FT-FTA	Pct	Off	Def	Tot	Avg	PF	FO	Ast	TO	Blk	Stl	Pts	Avg
2007-08	7	0	9	1.3	0-0	00.0	0-0	00.0	3-4	75.0	0	2	2	0.3	0	0	1	0	0	1	3	0.4
2008-09	10	0	18	1.8	1-4	25.0	0-0	00.0	2-4	50.0	4	3	7	0.7	3	0	0	3	0	0	4	0.4
TOTAL	17	0	27	1.6	1-4	25.0	0-0	00.0	5-8	62.5	4	5	9	0.5	3	0	1	3	0	1	7	0.4



CAREER GAME-BY-GAME STATISTICS

1 JAMES, Dominic

2008-09 Statistics

	min	fg-a	3fg-a	ft-a	reb	ast	to	bk	st	pf	pts
Houston Baptist*	.26	2-5	0-3	1-2	2	5	4	0	6	1	5
Chicago State*	.25	3-7	0-1	2-9	4	3	0	1	1	3	8
Milwaukee*	.33	5-12	2-5	4-4	3	8	1	1	3	4	16
Texas Southern*	.28	4-7	2-4	1-2	4	4	1	0	3	4	11
vs. Northern Iowa*	.21	3-10	2-5	0-0	3	6	1	0	2	0	8
vs. Dayton*	.35	6-13	2-6	5-11	7	8	2	0	2	4	19
Central Michigan*	.33	5-9	1-1	4-7	7	5	1	0	2	0	15
Wisconsin*	.32	4-10	1-4	1-2	2	4	3	0	1	4	10
IPFW*	.24	4-7	0-1	2-4	1	5	2	0	2	0	10
vs. Tennessee*	.37	3-12	2-8	0-0	5	5	3	1	0	4	8
Western Carolina*	.24	2-6	0-1	2-2	1	6	4	0	1	1	6
at N.C. State*	.32	7-14	4-6	0-0	4	6	2	0	0	1	18
Presbyterian*	.25	4-9	0-3	0-2	1	3	2	0	2	1	8
Villanova*	.35	6-16	4-10	1-4	6	3	5	0	1	1	17
Cincinnati*	.30	3-8	1-6	2-2	2	4	0	0	1	1	9
at Rutgers*	.36	7-13	1-4	0-1	2	6	1	0	2	1	15
West Virginia*	.40	8-18	1-5	0-0	2	7	1	0	3	0	17
at Providence*	.37	4-10	1-3	0-0	5	6	1	0	1	2	9
DePaul*	.37	2-8	1-3	3-9	3	9	2	1	3	2	8
at Notre Dame*	.36	7-16	1-7	0-0	9	5	1	0	1	0	15
Georgetown*	.37	3-6	0-2	4-6	4	3	1	0	3	3	10
at DePaul*	.36	6-12	1-6	2-6	4	5	1	0	4	2	15
at USF*	.39	5-13	1-9	0-2	6	1	3	0	3	3	11
at Villanova*	.36	6-11	2-3	0-4	1	9	2	1	1	3	14
St. John's*	.36	6-11	1-3	1-2	3	6	1	0	3	2	14
Seton Hall*	.39	4-14	1-4	4-4	6	8	6	4	7	2	13
at Georgetown*	.40	2-9	0-2	2-4	1	3	2	0	4	4	6
Connecticut											
at Louisville											
at Pittsburgh											
Syracuse											

2007-08 Statistics

	min	fg-a	3fg-a	ft-a	reb	ast	to	bk	st	pf	pts
IUPUI*	.31	3-7	0-3	6-7	1	3	2	1	4	2	12
Utah Valley*	.31	4-11	2-4	3-4	0	1	0	0	2	2	13
at Chaminade*	.28	4-12	0-4	3-4	0	2	0	0	3	1	11
vs. Okla. St.*	.27	5-11	4-6	4-4	1	5	4	1	2	1	18
vs. Duke*	.27	4-16	0-3	4-6	6	3	2	0	1	4	12
UWM*	.29	10-15	2-5	0-0	4	5	2	0	4	1	22
at Wisconsin*	.34	7-15	1-4	5-8	5	6	3	0	2	3	20
Sacramento St.*	.27	3-11	1-4	1-2	2	4	3	0	1	2	8
IPFW*	.29	7-13	2-2	1-4	3	6	4	0	2	1	17
Coppin St.*	.31	6-10	3-6	3-4	4	8	4	0	3	0	18
Savannah St.*	.28	4-12	1-3	3-5	3	3	2	0	1	1	12
Providence*	.28	6-11	4-6	5-6	3	6	0	0	1	2	21
at WVU*	.35	4-12	2-6	0-0	0	5	0	0	1	3	10
Seton Hall*	.29	4-12	1-5	4-6	5	3	3	1	1	2	13
Notre Dame*	.24	6-15	3-6	1-1	3	7	3	0	4	2	16
at Louisville*	.29	1-5	0-3	1-2	5	1	0	0	1	2	3
at Connecticut*	.29	4-10	0-1	1-3	2	3	1	0	0	4	9
DePaul*	.30	7-11	1-2	4-5	2	3	3	0	1	3	19
USF*	.19	1-7	0-2	1-6	0	4	0	0	1	1	3
at Cincinnati*	.34	2-9	0-5	4-6	4	4	3	0	0	4	8
Louisville	.18	3-9	1-5	1-2	4	0	3	0	0	4	8
at Notre Dame*	.32	10-16	3-6	0-0	1	6	1	1	1	2	23
at Seton Hall*	.32	2-9	1-4	4-7	2	6	2	1	3	4	9
Pittsburgh*	.31	2-11	0-6	0-0	5	12	0	0	0	2	4
at St. John's*	.36	5-16	0-3	9-9	1	4	1	0	0	4	19
Rutgers*	.29	5-9	1-3	2-2	0	6	5	0	0	1	13
at Villanova*	.33	9-13	5-8	2-2	3	4	5	0	6	2	25
Georgetown*	.38	6-11	1-3	2-6	2	1	3	0	2	3	15
Florida Gulf Coast*	.30	4-10	1-5	2-3	2	4	5	0	3	3	11
at Syracuse*	.33	3-12	1-5	0-0	1	5	5	0	3	2	7
vs. Seton Hall*	.34	4-8	1-3	2-6	5	2	2	2	4	2	11
vs. Notre Dame*	.33	4-9	2-4	0-0	6	6	1	0	2	3	10
vs. Pittsburgh*	.35	3-16	0-4	2-2	3	3	0	0	1	1	8
vs. Kentucky*	.29	3-9	1-3	8-10	1	3	0	0	1	3	15
vs. Stanford*	.38	4-16	0-3	1-2	4	10	3	1	1	0	9

2 ACKER, Maurice

2008-09 Statistics

	min	fg-a	3fg-a	ft-a	reb	ast	to	bk	st	pf	pts
Houston Baptist*	.16	1-6	0-1	2-2	5	1	0	0	0	3	4
Chicago State*	.15	2-5	1-2	2-2	0	0	0	0	0	2	4
Milwaukee*	.16	1-5	0-2	1-3	2	1	1	0	0	1	3
Texas Southern*	.19	3-5	3-4	1-2	2	2	0	0	1	1	10
vs. Northern Iowa*	.19	2-6	0-4	0-0	1	3	0	0	1	0	4
vs. Dayton*	.14	0-1	0-0	0-0	3	0	2	0	0	2	0
Central Michigan*	.14	1-3	1-1	0-0	2	0	1	0	1	1	3
Wisconsin*	.8	0-1	0-1	6-7	0	1	0	0	1	2	6
IPFW*	.16	0-2	0-2	0-0	0	2	1	0	0	0	0
vs. Tennessee*	.8	0-2	0-1	0-0	0	0	0	0	0	3	0
Western Carolina*	.18	3-4	2-3	0-0	0	2	2	0	2	2	8
at N.C. State*	.9	0-0	0-0	0-0	1	1	0	0	0	2	0
Presbyterian*	.16	0-2	0-2	1-2	10	1	0	4	1	1	0
Villanova*	.5	0-1	0-1	0-0	1	1	2	0	0	0	0
Cincinnati*	.12	1-3	1-3	0-0	0	2	3	0	0	2	3
at Rutgers*	.4	0-1	0-1	0-0	1	1	0	0	0	0	0
West Virginia											DNP
at Providence	.17	0-1	0-1	0-1	2	3	0	0	3	3	0
DePaul	.3	0-1	0-1	0-0	0	0	0	0	0	1	0
at Notre Dame	.22	0-2	0-2	2-3	1	0	0	0	1	2	0
Georgetown	.7	0-0	0-0	2-2	1	1	0	0	1	2	2
at DePaul	.10	0-2	0-1	0-0	4	0	0	0	0	2	0
at USF	.6	0-3	0-3	0-0	0	1	0	0	0	1	2
at Villanova	.8	0-0	0-0	1	0	0	0	0	0	2	0
St. John's	.8	0-0	0-0	1	1	2	0	0	0	0	0
Seton Hall	.3	0-1	0-1	0-0	0	0	1	0	0	2	0
at Georgetown											DNP
Connecticut											
at Louisville											
at Pittsburgh											
Syracuse											

2006-07 Statistics

	min	fg-a	3fg-a	ft-a	reb	ast	to	bk	st	pf	pts
Hillsdale*	.30	3-15	0-1	7-8	1	4	2	0	4	2	13
Idaho St.*	.38	5-14	3-8	4-9	5	3	3	0	4	1	17
Detroit*	.29	8-15	2-5	2-4	2	5	0	0	4	1	20
Eastern Michigan*	.25	6-11	3-6	2-4	2	6	4	0	0	3	17
vs. Texas Tech*	.32	7-15	1-6	1-4	1	1	4	0	0	3	16
vs. Duke*	.34	9-15	2-4	5-6	3	7	1	0	1	0	25
at Valparaiso*	.26	4-12	3-9	11-13	0	3	2	0	1	2	22
Northwestern St.*	.31	7-12	0-3	5-7	5	6	1	0	2	2	19
North Dakota St.*	.27	3-11	1-5	1-2	2	6	3	1	2	2	8
Delaware St.*	.33	5-7	2-2	1-4	1	1	4	1	0	2	13
Wisconsin*	.37	7-19	2-7	3-6	4	1	2	0	2	2	19
UMBC*	.36	8-16	0-6	1-1	2	6	3	0	4	2	17
Oakland*	.31	8-14	1-2	3-5	6	9	6	0	1	2	20
Morgan St.*	.31	2-6	1-2	2-2	0	3	6	0	2	1	7
Savannah St.*	.35	6-11	2-5	8-11	1	6	3	0	2	2	22
at Providence*	.37	3-11	1-8	5-7	2	4	1	0	2	3	12
Syracuse*	.32	3-12	0-7	0-3	4	6	2	1	3	4	6
at Connecticut*	.33	5-18	1-5	6-10	4	4	3	0	3	2	17
West Virginia*	.33	8-17	3-5	2-4	5	6	4	0	5	2	21
at Louisville*	.35	7-16	4-7	0-0	3	5	4	0	1	2	18
at Pittsburgh*	.39	6-14	4-9	7-8	1	5	0	0	0	3	23
Seton Hall*	.36	5-10	1-3	0-4	4	4	1	0	1	2	11
at USF*	.33	5-11	2-6	4-7	3	6	3	0	4	2	16
Providence*	.31	2-11	0-4	2-4	2	3	2	0	0	1	6
Rutgers*	.34	1-7	0-4	4-4	7	0	0	0	1	3	6
at Georgetown*	.34	2-17	0-6	2-2	4	3	2	0	0	1	6
at DePaul*	.38	6-17	1-5	4-7	4	6	3	0	1	3	17
Louisville*	.34	3-6	0-1	3-6	5	3	4	0	2	3	9
Villanova*	.35	5-13	2-7	6-6	3	5	4	1	2	4	18
at Notre Dame*	.36	6-20	1-4	1-3	9	8	1	0	2	4	14
Pittsburgh*	.27	3-10	1-5	1-2	10	1	1	1	1	1	8
vs. St. John's*	.37	2-14	0-9	5-6	5	8	5	0	1	2	9
vs. Pittsburgh*	.35	5-12	2-8	4-4	3	5	2	0	1	3	16
vs. Michigan St.*	.36	6-16	4-10	2-2	2	2	3	0	2	0	18

2005-06 Statistics

	min	fg-a	3fg-a	ft-a	reb	ast	to	bk	st	pf	pts
Rice*	.30	4-12	3-7	5-7	6	9	2	1	1		



CAREER GAME-BY-GAME STATISTICS

4 HAZEL, Patrick

2008-09 Statistics

	min	fg-a	3fg-a	ft-a	reb	ast	to	bk	st	pf	pts
Houston Baptist	.22	3-3	0-0	1-3	4	0	0	1	0	3	7
Chicago State	.22	3-3	0-0	4-6	5	1	3	2	1	2	10
Milwaukee	.19	2-3	0-0	0-0	6	0	0	1	0	1	4
Texas Southern	.15	2-4	0-0	0-2	5	0	1	1	0	1	4
vs. Northern Iowa	.10	1-1	0-0	2-2	2	0	0	0	0	5	4
vs. Dayton	.8	0-0	0-0	0-0	0	0	0	0	0	0	0
Central Michigan				DNP							
Wisconsin	.4	0-0	0-0	0-0	0	0	1	0	0	2	0
IPFW	.17	1-1	0-0	0-0	3	0	2	0	0	4	2
vs. Tennessee	.6	0-0	0-0	1-2	2	0	0	0	0	1	1
Western Carolina	.13	2-2	0-0	0-0	2	0	0	1	2	1	4
at N.C. State	.12	2-3	0-0	0-0	2	0	0	1	2	3	4
Presbyterian	.10	0-0	0-0	0-0	1	0	0	0	0	0	0
Villanova	.21	0-0	0-0	2-2	3	0	1	0	0	4	2
Cincinnati	.13	2-3	0-0	0-0	3	0	0	1	1	1	4
at Rutgers	.11	0-1	0-0	0-0	1	0	1	0	0	2	0
West Virginia	.16	1-2	0-0	0-0	2	0	1	0	0	1	2
at Providence	.4	0-0	0-0	0-0	1	0	0	0	0	1	0
DePaul	.6	0-0	0-0	0-0	0	0	0	0	1	1	0
at Notre Dame	.7	0-0	0-0	0-0	2	0	1	0	0	3	0
Georgetown				DNP							
at DePaul				DNP							
at USF				DNP							
at Villanova	.10	1-2	0-0	0-0	2	0	0	1	0	0	2
St. John's	.5	0-0	0-0	0-0	0	0	0	0	0	2	0
Seton Hall				DNP							
at Georgetown				DNP							
Connecticut				DNP							
at Louisville				DNP							
at Pittsburgh				DNP							
Syracuse				DNP							

2007-08 Statistics

	min	fg-a	3fg-a	ft-a	reb	ast	to	bk	st	pf	pts
IUPUI				DNP							
Utah Valley				DNP							
at Chaminade				DNP							
vs. Okla. St.	.4	0-0	0-0	0-0	3	0	0	0	0	0	0
vs. Duke				DNP							
UWM	.9	1-1	0-0	0-0	2	0	0	1	0	1	2
at Wisconsin				DNP							
Sacramento St.	.3	0-0	0-0	0-0	1	0	0	0	0	0	0
IPFW	.3	1-1	0-0	1-1	1	0	0	0	0	0	3
Coppin St.	.7	0-0	0-0	0-0	2	0	0	2	0	1	0
Savannah St.	.6	0-0	0-0	0-1	1	0	0	0	0	1	0
Providence	.2	1-1	0-0	0-0	0	0	1	0	0	1	2
at WVU				DNP							
Seton Hall				DNP							
Notre Dame	.3	0-1	0-0	0-0	0	0	0	0	0	0	0
at Louisville				DNP							
at Connecticut	.2	0-0	0-0	0-0	0	0	0	0	0	0	0
DePaul				DNP							
USF				DNP							
at Cincinnati				DNP							
Louisville				DNP							
at Notre Dame				DNP							
at Seton Hall	.3	0-0	0-0	0-0	3	1	0	0	0	1	0
Pittsburgh	.2	0-0	0-0	0-0	1	0	0	0	0	0	0
at St. John's	.1	0-0	0-0	0-0	0	0	0	0	0	0	0
Rutgers	.2	0-0	0-0	0-0	2	1	0	1	0	0	0
at Villanova				DNP							
Georgetown				DNP							
Florida Gulf Coast	.2	0-0	0-0	0-0	0	0	0	1	0	0	0
at Syracuse				DNP							
vs. Seton Hall				DNP							
vs. Notre Dame				DNP							
vs. Pittsburgh				DNP							
vs. Kentucky				DNP							
vs. Stanford				DNP							

10 CUBILLAN, David

2008-09 Statistics

	min	fg-a	3fg-a	ft-a	reb	ast	to	bk	st	pf	pts
Houston Baptist	.11	1-4	1-3	0-2	0	1	1	0	0	0	3
Chicago State	.16	2-4	2-4	2-2	1	2	2	0	0	1	8
Milwaukee	.14	1-3	0-1	0-1	3	1	1	0	1	5	2
Texas Southern	.16	1-6	1-4	0-0	1	2	2	0	0	1	3
vs. Northern Iowa	.22	2-6	2-5	1-2	3	3	0	0	1	1	7
vs. Dayton	.20	2-3	1-2	0-0	1	1	0	0	0	3	5
Central Michigan	.29	1-6	1-4	2-2	3	4	2	1	1	2	5
Wisconsin	.6	0-1	0-1	0-0	0	0	0	0	0	0	0
IPFW	.20	1-5	0-4	0-0	1	1	1	0	1	0	2
vs. Tennessee	.0+	0-0	0-0	0-0	0	0	0	0	0	0	0
Western Carolina	.3	0-1	0-0	0-0	0	0	0	0	0	0	0
at N.C. State	.2	0-0	0-0	0-0	1	0	0	0	0	0	0
Presbyterian	.13	1-1	1-1	0-0	0	1	2	0	0	1	3
Villanova	.1	0-0	0-0	0-0	0	0	0	0	0	0	0
Cincinnati	.9	0-0	0-0	0-0	1	0	0	0	0	0	0
at Rutgers	.5	0-1	0-0	0-0	0	0	0	0	0	1	0
West Virginia				DNP							
at Providence	.3	0-1	0-1	0-0	0	0	0	0	0	0	0
DePaul	.3	0-1	0-0	0-0	0	0	0	0	0	1	0
at Notre Dame	.2	0-0	0-0	0-0	0	0	0	0	0	0	0
Georgetown	.3	0-1	0-0	0-0	0	0	0	0	1	0	0
at DePaul	.4	0-0	0-0	0-0	1	0	0	0	0	0	0
at USF				DNP							
at Villanova				DNP							
St. John's	.7	0-0	0-0	0-0	0	1	0	0	0	2	0
Seton Hall	.3	0-1	0-0	0-0	0	1	0	0	0	0	0
at Georgetown	.3	0-0	0-0	0-0	0	0	0	0	0	0	0
Connecticut				DNP							
at Louisville				DNP							
at Pittsburgh				DNP							
Syracuse				DNP							

2006-07 Statistics

	min	fg-a	3fg-a	ft-a	reb	ast	to	bk	st	pf	pts
Hillsdale	.19	2-3	1-2	0-1	2	1	2	0	1	2	5
Idaho St.	.18	0-1	0-1	0-0	2	1	0	1	0	1	0
Detroit	.20	3-5	2-3	2-2	0	2	2	0	0	2	10
Eastern Michigan	.16	3-4	3-4	1-2	1	5	1	0	0	1	10
vs. Texas Tech	.28	4-6	3-5	0-0	5	1	1	0	1	2	11
vs. Duke	.19	1-3	1-3	2-3	1	0	1	0	0	2	5
at Valparaiso	.23	1-3	1-3	1-2	2	1	1	0	1	0	4
Northwestern St.	.22	1-5	1-4	0-0	2	4	1	0	3	2	3
North Dakota St.	.15	3-4	2-3	0-0	1	3	1	0	0	2	8
Delaware St.	.19	1-2	1-1	0-0	0	4	0	0	2	0	3
Wisconsin	.18	1-5	1-2	0-0	2	1	0	0	1	1	3
UMBC	.19	1-5	1-5	0-2	1	2	0	0	1	0	3
Oakland	.25	2-3	2-2	2-2	2	2	3	1	0	2	8
Morgan St.	.15	1-2	0-1	0-0	0	1	0	0	1	0	2
Savannah St.	.10	0-0	0-0	0-0	0	2	0	0	0	2	0
at Providence*	.30	1-7	1-5	0-0	2	1	1	0	2	0	3
Syracuse	.21	2-5	2-5	0-0	1	1	2	0	1	3	6
at Connecticut	.12	0-2	0-0	0-0	1	1	1	0	0	1	0
West Virginia	.24	5-5	4-4	0-0	4	0	1	0	1	1	14
at Louisville	.22	0-2	0-2	0-0	1	0	0	0	0	2	0
at Pittsburgh	.30	0-3	0-2	0-0	4	2	2	0	0	1	0
Seton Hall	.13	0-3	0-1	0-0	1	1	0	0	0	2	0
at USF	.24	3-7	3-6	0-0	3	2	3	0	1	1	9
Providence	.21	2-4	2-3	0-0	3	1	2	0	1	1	6
Rutgers	.23	2-6	2-5	4-4	3	2	0	0	0	1	10
at Georgetown	.26	1-8	1-6	0-0	2	1	0	0	0	1	3
at DePaul	.18	0-1	0-1	0-0	0	1	1	0	1	2	0
Louisville	.13	1-4	1-3	1-2	4	0	0	0	1	0	4
Villanova	.29	2-6	2-6	2-2	1	1	0	0	0	2	8
at Notre Dame	.27	2-6	2-5	4-4	1	2	0	0	2	2	10
Pittsburgh	.26	4-7	4-7	8-8	5	2	0	0	0	2	20
vs. St. John's	.19	1-3	1-1	2-4	2	1	0	0	0	2	5
vs. Pittsburgh	.30	2-7	1-4	0-0	3	3	0	0	0	3	5
vs. Michigan St.	.27	3-8	3-8	0-0	2	3	1	0	1	2	9

2007-08 Statistics

	min	fg-a	3fg-a	ft-a	reb	ast	to	bk	st	pf	pts
IUPUI	.23	3-9	2-8	1-1	1	3	1	0	0	2	9
Utah Valley	.19	4-8	2-6	2-2	1	2	0	0	2	0	12
at Chaminade	.24	3-8	2-6	3-3	1	2	1	0	3	0	11
vs. Okla. St.	.23	4-5	2-2	0-0	2	1	2	0	0	0	10
vs. Duke	.21	2-4	2-4	0-0	1	2	0	0	1	2	6
UWM	.26	5-9	2-6	0-0	4	6	1	0	0	1	12
at Wisconsin	.20	1-5	1-4	0-0	1	2	0	0	0	1	3
Sacramento St.	.23	1-4	0-2	3-5	2	3	1	1	2	1	5
IPFW	.18	4-9	3-8	0-0	3	1	3	0	0	1	11
Coppin St.				DNP							
Savannah St.	.14	2-4	1-2	0-0	1	2	1	0	0	0	5
Providence	.22	1-4	0-3	0-0	1	1	0				



CAREER GAME-BY-GAME STATISTICS

#22 McNEAL, Jerel

2008-09 Statistics

	min	fg-a	3fg-a	ft-a	reb	ast	to	bk	st	pf	pts
Houston Baptist*	.32	7-17	1-8	5-5	4	5	2	1	1	1	20
Chicago State*	.34	6-12	2-4	3-5	4	6	1	1	1	4	17
Milwaukee*	.30	9-18	1-5	3-4	4	2	0	0	5	4	22
Texas Southern*	.31	5-12	4-7	6-6	8	5	6	0	4	2	20
vs. Northern Iowa*	.22	5-9	3-4	0-0	3	3	1	0	2	1	13
vs. Dayton*	.33	7-23	1-8	1-3	6	3	3	0	1	5	16
Central Michigan*	.35	5-10	0-0	4-5	4	5	4	1	1	2	14
Wisconsin*	.39	10-18	4-7	2-3	7	1	3	0	2	2	26
IPFW*	.26	6-12	2-3	2-2	4	3	2	1	2	0	16
vs. Tennessee*	.25	4-7	1-3	1-2	2	0	4	0	0	5	10
Western Carolina*	.30	6-8	5-6	2-2	5	5	3	0	0	1	19
at N.C. State*	.38	9-18	0-3	2-2	3	0	4	2	4	3	20
Presbyterian*	.27	4-11	1-3	0-0	6	2	2	0	1	2	9
Villanova*	.37	7-14	4-8	6-8	4	7	2	0	0	2	24
Cincinnati*	.31	9-10	7-7	1-2	5	6	2	0	0	1	26
at Rutgers*	.35	4-9	1-4	7-8	4	3	1	1	2	0	16
West Virginia*	.40	9-19	3-9	5-9	4	7	1	6	0	3	26
at Providence*	.36	7-13	3-5	8-14	4	6	3	1	1	3	25
DePaul*	.38	7-16	2-3	5-6	3	1	2	0	6	4	21
at Notre Dame*	.38	11-23	3-7	2-3	4	2	0	2	1	1	27
Georgetown*	.38	8-17	5-10	5-7	6	11	3	3	5	2	26
at DePaul*	.38	8-16	5-8	5-5	4	6	3	4	5	2	26
at USF*	.36	7-15	2-5	6-12	4	1	2	1	0	5	22
at Villanova*	.37	8-20	3-9	4-8	4	7	4	0	1	3	23
St. John's*	.38	8-18	0-5	4-4	7	7	4	0	5	1	20
Seton Hall*	.38	4-10	1-5	4-6	6	7	8	0	5	3	13
at Georgetown*	.40	9-17	2-6	2-4	6	7	2	0	1	3	22
Connecticut											
at Louisville											
at Pittsburgh											
Syracuse											

2007-08 Statistics

	min	fg-a	3fg-a	ft-a	reb	ast	to	bk	st	pf	pts
IUPUI*	.33	8-11	1-2	3-4	4	2	4	0	3	2	20
Utah Valley*	.26	3-14	0-1	1-4	9	2	3	1	2	3	7
at Chaminade*	.27	10-14	0-2	2-4	3	0	2	0	2	3	22
vs. Okla. St.*	.24	7-14	1-2	5-8	5	3	0	0	1	3	20
vs. Duke*	.30	4-7	0-2	3-4	3	4	3	0	1	4	11
UWM*	.33	6-12	2-4	2-3	5	10	2	0	3	3	16
at Wisconsin*	.34	7-17	0-2	0-0	5	3	2	0	5	4	14
Sacramento St.*	.30	3-6	1-3	6-8	4	4	5	0	2	3	13
IPFW*	.27	3-7	0-2	1-5	7	2	3	0	2	2	7
Coppin St.*	.26	4-5	3-4	7-8	6	6	3	0	3	3	18
Savannah St.*	.24	3-7	0-2	3-3	5	2	3	0	3	3	9
Providence*	.28	2-5	0-0	2-0	2	9	3	0	3	4	4
at WVU*	.30	4-8	0-2	2-2	3	3	3	0	2	5	10
Seton Hall*	.34	6-17	1-3	1-2	7	5	6	3	2	2	14
Notre Dame*	.29	7-15	2-5	2-2	4	3	1	1	2	1	18
at Louisville*	.33	7-17	0-1	2-3	4	1	7	0	2	3	16
at Connecticut*	.33	3-10	0-3	3-4	0	2	2	0	2	2	9
DePaul*	.29	5-17	1-5	4-4	3	3	2	0	1	4	15
USF*	.25	2-9	0-1	2-3	6	2	3	0	0	5	6
at Cincinnati*	.31	5-11	0-3	3-5	5	7	0	2	4	13	
Louisville*	.27	4-9	1-3	2-5	4	2	1	0	3	5	11
at Notre Dame*	.36	3-15	2-4	5	5	2	1	2	4	10	
at Seton Hall*	.30	6-12	2-4	0-0	4	3	2	0	0	3	14
Pittsburgh*	.31	8-13	1-4	0-0	6	3	1	1	0	2	17
at St. John's*	.34	8-16	2-6	2-2	7	4	5	1	3	4	20
Rutgers*	.27	7-10	0-0	0-0	7	7	2	3	5	1	14
at Villanova*	.35	5-14	1-5	3-3	3	5	5	0	2	4	14
Georgetown*	.17	5-21	0-3	7-12	8	6	2	0	6	2	17
Florida Gulf Coast*	.23	2-4	0-1	2-3	0	4	3	0	2	5	6
at Syracuse*	.31	7-14	2-3	6-7	6	2	2	1	2	3	22
vs. Seton Hall*	.37	7-15	1-3	6-7	9	4	1	1	1	1	21
vs. Notre Dame*	.27	9-16	4-7	6-8	6	1	2	1	1	4	28
vs. Pittsburgh*	.26	7-12	1-3	2-2	3	1	5	0	3	4	17
vs. Kentucky*	.34	8-15	2-5	2-2	5	2	4	0	2	1	20
vs. Stanford*	.34	13-25	4-12	0-0	8	2	3	1	1	4	30

#23 MATTHEWS, Wesley

2008-09 Statistics

	min	fg-a	3fg-a	ft-a	reb	ast	to	bk	st	pf	pts
Houston Baptist*	.31	7-11	2-3	11-12	5	8	5	0	5	2	27
Chicago State*	.32	7-14	2-2	10-10	9	3	2	2	2	4	26
Milwaukee*	.34	8-16	0-2	9-10	7	2	1	1	1	2	25
Texas Southern*	.26	3-10	0-3	7-10	6	3	4	1	3	4	13
vs. Northern Iowa*	.26	5-8	2-4	5-6	7	2	3	0	1	2	17
vs. Dayton*	.38	7-12	0-3	14-17	7	1	3	0	1	2	28
Central Michigan*	.25	4-11	0-1	10-10	3	0	5	0	0	4	18
Wisconsin*	.39	4-11	0-3	1-1	3	2	0	0	2	0	9
IPFW*	.25	5-11	1-2	2-3	9	4	1	3	2	1	13
vs. Tennessee*	.36	6-12	3-7	15-18	4	3	3	0	2	5	30
Western Carolina*	.24	5-8	2-3	6-9	4	5	1	0	2	1	18
at N.C. State*	.36	2-4	1-2	0-2	4	0	3	0	1	3	5
Presbyterian*	.29	7-11	2-3	5-5	6	3	1	0	0	0	21
Villanova*	.36	5-6	1-2	8-10	3	1	3	1	1	2	19
Cincinnati*	.28	4-10	2-3	7-8	6	4	2	0	0	4	17
at Rutgers*	.37	10-10	0-0	3-6	6	2	1	1	2	1	23
West Virginia*	.25	3-9	0-1	7-7	5	2	0	0	0	4	13
at Providence*	.38	9-17	0-3	4-5	5	1	4	0	1	2	22
DePaul*	.39	7-15	1-3	5-6	6	3	1	1	2	3	20
at Notre Dame*	.36	5-13	1-3	5-6	4	2	1	0	0	3	16
Georgetown*	.36	7-12	3-5	6-8	7	3	4	1	3	1	23
at DePaul*	.36	8-10	0-1	4-4	6	1	2	0	1	2	20
at USF*	.37	4-11	1-3	2-2	6	2	2	1	0	0	11
at Villanova*	.37	5-6	2-3	4-6	5	3	4	0	0	3	16
St. John's*	.25	4-10	0-1	1-3	3	0	1	0	1	2	9
Seton Hall*	.34	7-12	1-3	9-12	4	4	1	0	1	2	24
at Georgetown*	.38	9-16	5-8	0-0	3	3	0	1	2	1	23
Connecticut											
at Louisville											
at Pittsburgh											
Syracuse											

2006-07 Statistics

	min	fg-a	3fg-a	ft-a	reb	ast	to	bk	st	pf	pts
Hillsdale*	.35	7-22	0-5	5-7	7	4	5	1	3	2	19
Idaho St.*	.32	5-16	1-7	2-4	4	3	5	0	6	4	13
Detroit*	.27	3-8	1-3	0-1	2	7	3	2	3	3	7
Eastern Michigan*	.28	2-9	1-4	4-6	8	3	4	2	3	3	9
vs. Texas Tech*	.22	7-14	2-7	3-3	7	7	4	0	3	4	19
vs. Duke*	.37	7-17	0-2	3-6	6	2	4	0	6	2	17
at Valparaiso*	.27	3-8	1-4	3-4	3	1	3	0	1	4	10
Northwestern St.*	.25	5-15	1-2	2-2	5	2	4	0	3	4	13
North Dakota St.*	.32	8-17	0-3	0-1	1	1	5	0	7	3	16
Delaware St.*	.34	5-11	1-2	5-6	3	4	3	0	4	2	16
Wisconsin*	.32	6-11	0-1	4-6	5	4	4	2	1	5	16
UMBC*	.25	5-11	3-5	2-3	5	2	1	0	0	4	15
Oakland*	.29	6-9	0-0	5-7	5	4	2	0	6	2	17
Morgan St.*	.31	8-15	2-5	7-8	3	7	3	0	4	4	25
Savannah St.*	.27	1-9	0-1	4-4	3	5	6	1	1	3	6
at Providence				DNP							
Syracuse*	.29	7-17	2-6	0-4	3	3	7	1	5	5	16
at Connecticut*	.34	5-13	0-2	9-13	7	4	8	0	2	4	19
West Virginia*	.25	4-10	0-0	3-4	9	7	7	0	2	5	11
at Louisville*	.28	4-10	0-2	7-8	2	7	4	0	1	4	15
at Pittsburgh*	.33	3-10	1-3	1-1	3	2	3	0	1	5	8
Seton Hall*	.34	9-15	2-4	2-2	7	10	3	1	4	2	22
at USF*	.28	5-13	1-3	2-5	5	1	4	1	2	4	13
Providence*	.35	8-13	1-3	1-4	12	5	5	1	1	3	18
Rutgers*	.28	4-7	2-4	0-0	5	4	2	0	4	0	10
at Georgetown*	.26	5-13	1-5	0-0	3	1	3	0	1	5	11
at DePaul*	.36	7-18	1-4	1-2	4	2	4	1	3	1	16
Louisville*	.37	6-13	3-4	3-5	1	4	3	1	1	2	18
Villanova*	.32	6-15	1-2	2-2	7	3	3	0	1	5	15
at Notre Dame*	.28	3-10	2-3	8-11	3	0	4	0	1	4	16
Pittsburgh				DNP							
vs. St. John's				DNP							
vs. Pittsburgh				DNP							
vs. Michigan St.				DNP							

2005-06 Statistics

	min	fg-a	3fg-a	ft-a	reb	ast	to	bk	st	pf	pts
Rice*	.31	5-7	1-2	3-3	6	1	8	2	2	3</	



CAREER GAME-BY-GAME STATISTICS

#23 MATTHEWS, W. (con't)

2006-07 Statistics

	min	fg-a	3fg-a	ft-a	reb	ast	to	bk	st	pf	pts
Hillsdale*	.28	1-5	0-1	4-7	7	2	4	0	0	5	6
Idaho St.*	.36	3-13	0-4	1-4	5	1	1	0	1	1	7
Detroit*	.24	6-9	3-4	0-0	8	1	0	0	1	1	15
Eastern Michigan*	.28	5-8	2-4	3-3	2	3	2	1	2	1	15
vs. Texas Tech*	.33	7-11	1-2	5-8	4	6	5	0	3	1	20
vs. Duke*	.30	2-9	1-2	3-4	4	0	1	0	1	2	8
at Valparaiso*	.31	5-8	1-4	0-0	4	0	4	0	1	2	11
Northwestern St.*	.32	5-11	0-3	4-5	8	5	4	0	2	0	14
North Dakota St.*	.34	3-11	0-3	3-4	9	3	3	0	3	1	9
Delaware St.*	.30	5-11	2-4	3-5	4	5	1	0	3	1	15
Wisconsin*	.34	3-11	0-3	3-3	4	1	3	0	3	5	9
UMBC*	.28	2-4	0-1	0-2	4	1	1	0	0	0	4
Oakland*	.35	4-7	0-1	2-4	2	2	0	1	3	10	
Morgan St.*	.24	3-6	0-2	2-2	6	6	0	0	0	3	8
Savannah St.*	.29	7-8	2-2	6-10	9	0	2	2	0	2	22
at Providence*	.24	6-18	1-4	1-2	5	1	2	0	2	4	14
Syracuse*	.34	6-18	0-3	2-3	8	5	1	1	4	14	
at Connecticut*	.34	3-5	0-0	4-6	8	2	5	0	2	2	10
West Virginia*	.36	5-6	0-1	3-5	1	3	1	0	2	3	13
at Louisville*	.36	5-6	3-4	4-6	5	1	1	0	1	2	17
at Pittsburgh*	.33	2-5	0-1	10-11	3	1	0	0	3	4	14
Seton Hall*	.38	6-13	0-0	10-12	5	2	4	0	4	2	22
at USF*	.35	2-11	0-1	8-8	6	2	0	0	1	0	12
Providence*	.30	1-6	0-2	10-10	2	1	5	0	0	4	12
Rutgers*	.31	4-8	0-1	2-4	6	1	2	0	0	5	10
at Georgetown*	.19	1-3	0-1	0-0	2	1	2	0	0	5	11
at DePaul*	.28	3-9	1-3	5-6	9	2	5	0	1	4	12
Louisville*	.33	2-7	0-3	4-5	5	2	2	0	3	2	8
Villanova*	.27	2-5	0-1	12-12	7	2	3	0	3	1	16
at Notre Dame*	.22	7-8	1-2	2-3	4	1	1	0	0	5	17
Pittsburgh	.36	7-15	1-3	5-7	3	4	3	0	3	2	20
vs. St. John's	.34	2-9	2-4	9-10	5	4	0	0	0	3	15
vs. Pittsburgh	.35	6-11	1-2	6-6	7	3	4	0	1	3	19
vs. Michigan St.	.31	2-9	1-4	5-6	6	1	6	1	1	6	10

2005-06 Statistics

	min	fg-a	3fg-a	ft-a	reb	ast	to	bk	st	pf	pts
Rice*	.15	3-4	0-0	1-1	1	1	4	0	1	3	7
Winthrop*	.29	4-7	1-3	2-2	3	2	3	0	1	3	11
vs. E. Washington*	.17	2-5	0-0	8-10	5	0	1	0	2	4	12
vs. Oral Roberts*	.20	1-7	0-0	0-0	3	1	1	0	0	3	2
vs. South Carolina*	.30	3-9	1-2	2-2	6	5	1	0	1	0	9
at Nebraska*	.29	4-10	1-1	9-11	7	4	4	1	2	4	18
South Dakota St.*	.25	3-7	1-1	3-6	3	4	4	1	6	1	10
Valparaiso*	.32	2-10	0-2	0-0	2	6	3	0	4	2	4
at Wisconsin*	.32	2-12	1-3	4-4	3	0	0	0	1	4	9
San Francisco*	.27	1-7	0-0	5-6	7	3	2	1	2	1	7
Oakland*	.29	7-12	3-4	4-5	5	2	2	1	1	2	21
Delaware St.*	.28	3-4	2-2	4-4	3	2	5	0	3	1	12
Lewis*	.30	1-9	0-3	0-0	13	5	2	0	1	3	2
Connecticut						DNP					
Cincinnati						DNP					
at Seton Hall						DNP					
at West Virginia						DNP					
at DePaul						DNP					
Notre Dame						DNP					
DePaul						DNP					
at Pittsburgh						DNP					
St. John's	.17	0-3	0-0	0-0	3	4	0	0	0	1	0
at Villanova	.9	2-2	0-0	0-0	0	1	4	0	0	1	4
at Rutgers	.26	3-7	0-1	3-4	4	1	0	0	0	3	9
Georgetown	.21	1-3	0-1	0-0	4	1	3	0	0	2	2
Pittsburgh	.26	5-8	1-2	2-2	4	3	3	0	0	1	13
at Notre Dame	.24	0-4	0-0	3-4	1	2	3	1	1	1	3
at Louisville	.32	3-10	1-3	3-4	4	0	0	0	1	3	10
Providence	.27	7-8	2-2	2-3	0	6	1	0	0	3	11
vs. Georgetown	.24	4-7	0-1	6-7	6	1	1	0	1	2	14
vs. Alabama	.24	4-8	0-1	2-5	3	2	2	0	0	2	10

#32 HAYWARD, Lazar

2008-09 Statistics

	min	fg-a	3fg-a	ft-a	reb	ast	to	bk	st	pf	pts
Houston Baptist*	.24	8-12	1-2	2-2	12	2	1	0	1	3	19
Chicago State*	.28	8-15	1-5	4-5	9	1	3	0	0	4	21
Milwaukee*	.30	8-14	1-3	8-10	10	1	1	0	1	1	25
Texas Southern*	.30	5-13	0-1	8-10	9	0	4	0	0	2	18
vs. Northern Iowa*	.28	5-11	2-5	3-6	8	1	3	0	1	2	15
vs. Dayton*	.24	2-7	0-1	1-1	8	0	3	0	0	5	5
Central Michigan*	.30	5-9	1-2	3-4	8	2	1	0	2	5	14
Wisconsin*	.35	3-10	0-4	3-7	13	2	5	0	2	3	9
IPFW*	.30	9-17	1-5	0-0	18	1	4	1	0	2	19
vs. Tennessee*	.35	5-15	2-6	2-2	7	1	3	1	2	3	14
Western Carolina*	.23	8-13	2-3	9-9	5	2	1	1	1	1	27
at N.C. State*	.35	6-12	2-5	2-2	6	1	1	0	0	3	16
Presbyterian*	.22	8-13	5-9	1-1	11	3	0	1	0	1	22
Villanova*	.35	4-8	1-3	6-7	5	2	2	0	2	2	15
Cincinnati*	.20	5-9	4-6	2-2	1	1	1	0	1	3	16
at Rutgers*	.26	3-13	0-3	4-4	5	2	1	0	1	3	10
West Virginia*	.29	2-6	1-2	2-2	9	0	0	0	0	2	7
at Providence*	.37	10-19	5-7	0-0	7	2	1	0	2	1	25
DePaul*	.29	6-13	0-2	4-5	17	1	1	0	2	1	16
at Notre Dame*	.37	5-11	0-3	3-3	6	2	0	1	3	3	13
Georgetown*	.37	7-11	2-5	7-8	5	0	2	0	0	3	23
at DePaul*	.34	3-6	0-1	0-0	6	1	3	0	0	3	6
at USF*	.39	2-9	0-4	1-3	14	3	1	1	0	1	5
at Villanova*	.39	8-16	4-8	2-2	9	1	1	1	2	4	22
St. John's*	.29	6-12	2-6	4-4	7	1	5	0	2	2	18
Seton Hall*	.36	4-16	0-4	6-7	6	0	1	2	2	2	14
at Georgetown*	.37	5-13	1-6	6-6	11	2	2	0	0	2	17
Connecticut						2	2	0	0	2	17
at Louisville											
at Pittsburgh											
Syracuse											

2006-07 Statistics

	min	fg-a	3fg-a	ft-a	reb	ast	to	bk	st	pf	pts
Hillsdale	.16	3-5	0-0	0-0	5	0	0	0	1	2	6
Idaho St.	.7	1-3	0-0	0-0	0	0	0	0	0	0	2
Detroit	.17	5-8	2-4	2-2	3	0	1	0	4	1	14
Eastern Michigan	.14	5-12	2-4	1-2	8	1	1	2	1	0	13
vs. Texas Tech	.18	1-6	0-4	1-2	6	0	3	0	1	3	3
vs. Duke	.10	1-2	0-1	0-0	2	0	1	0	0	1	2
at Valparaiso	.15	4-7	0-1	0-1	1	0	1	0	0	3	8
Northwestern St.	.11	2-3	0-1	0-0	1	0	0	0	0	3	4
North Dakota St.	.18	2-8	0-2	2-2	4	0	1	0	0	2	6
Delaware St.	.12	0-1	0-0	0-0	2	0	2	0	0	3	0
Wisconsin	.21	5-12	0-4	0-0	8	0	1	0	1	2	10
UMBC	.16	6-11	0-1	1-4	7	0	3	1	1	2	13
Oakland	.14	2-4	0-0	2-4	2	0	0	0	0	3	6
Morgan St.	.20	3-7	0-1	2-2	6	0	1	0	1	1	8
Savannah St.	.13	0-2	0-1	2-4	3	1	1	0	1	1	2
at Providence	.21	2-9	0-1	8-8	5	0	1	0	1	2	12
Syracuse*	.18	2-3	0-0	3-4	5	0	1	0	1	1	7
at Connecticut*	.13	1-5	0-1	0-0	2	0	1	0	2	3	2
West Virginia*	.13	1-1	1-1	1-2	0	0	0	0	0	0	4
at Louisville	.8	1-1	0-0	0-0	1	0	0	0	0	1	2
at Pittsburgh*	.9	2-5	0-1	0-0	1	0	3	0	1	3	4
Seton Hall*	.16	3-4	0-1	1-4	3	0	0	0	0	3	7
at USF*	.13	0-3	0-1	1-2	2	0	1	0	1	2	1
Providence*	.13	2-5	0-0	1-2	5	1	1	0	2	3	5
Rutgers	.10	2-3	1-2	0-0	3	0	0	0	0	0	5
at Georgetown*	.17	4-7	1-1	5-5	4	0	0	0	0	1	14
at DePaul*	.19	2-4	0-0	0-2	8	0	1	0	0	4	4
Louisville*	.16	1-3	0-0	2-2	3	3	2	0	0	2	4
Villanova*	.28	5-7	2-3	6-8	4	0	1	0	0	5	18
at Notre Dame	.20	1-5	0-3	0-0	3	1	1	0	0	4	2
Pittsburgh	.28	3-10	0-2	1-2	6	1	1	0	1	4	7
vs. St. John's	.26	5-13	1-4	3-5	7	1	2	0	0	1	14
vs. Pittsburgh	.15	4-10	0-2	3-3	2	1	1	0	0	4	11
vs. Michigan St.	.25	2-5	0-1	0-0	4	0	2	0	0	3	4

2007-08 Statistics

	min	fg-a	3fg-a	ft-a	reb	ast	to	bk	st	pf	pts	
IUPUI	.16	4-5	0-1	3-3	4	1	0	0	0	2	11	
Utah Valley	.24	5-7	0-1	1-2	5	1	1	0	1	0	0	11
at Chaminade*	.33	6-11										



CAREER GAME-BY-GAME STATISTICS

#33 BUTLER, Jimmy

2008-09 Statistics

	min	fg-a	3fg-a	ft-a	reb	ast	to	bk	st	pf	pts
Houston Baptist	24	5-8	0-0	0-1	4	1	0	1	0	3	10
Chicago State	15	2-4	0-1	2-2	2	1	1	0	0	3	6
Milwaukee	7	0-0	0-0	0-0	1	0	1	0	0	0	0
Texas Southern	21	1-2	0-0	4-4	4	1	0	1	0	1	6
vs. Northern Iowa	17	1-1	0-0	2-2	4	2	1	0	0	1	4
vs. Dayton	9	0-1	0-0	0-0	1	0	1	0	0	4	0
Central Michigan	16	1-1	0-0	5-6	1	0	1	2	1	1	7
Wisconsin	7	0-0	0-0	0-0	1	0	0	0	0	0	0
IPFW	18	1-1	0-0	0-1	2	1	0	0	1	2	2
vs. Tennessee	21	0-0	0-0	2-5	5	1	2	0	0	4	2
Western Carolina	28	2-7	0-0	3-4	6	3	1	0	1	1	7
at N.C. State	11	0-4	0-0	1-2	1	0	0	0	1	0	1
Presbyterian	16	3-4	0-0	2-2	2	0	0	0	0	0	8
Villanova	15	0-4	0-0	0-0	7	1	1	0	0	2	0
Cincinnati	23	0-3	0-0	2-2	4	1	0	0	0	2	2
at Rutgers	16	3-7	0-1	3-5	1	0	2	1	1	2	9
West Virginia	27	0-1	0-0	6-6	4	0	0	1	1	2	6
at Providence	8	1-2	0-0	2-2	1	1	0	0	0	4	4
DePaul	12	1-1	0-0	2-4	2	0	0	0	0	0	4
at Notre Dame	7	0-0	0-0	0-0	2	0	0	0	0	0	0
Georgetown	15	2-2	0-0	5-5	2	0	1	0	0	1	9
at DePaul	23	2-2	0-0	3-7	6	1	1	2	0	0	7
at USF	23	1-1	0-0	1-2	8	1	0	2	0	3	3
at Villanova	17	0-1	0-0	5-7	3	0	1	0	2	5	5
St. John's	22	3-3	0-0	2-2	4	0	1	1	0	2	8
Seton Hall	24	4-6	0-0	0-0	7	0	0	0	1	2	8
at Georgetown	24	3-4	0-0	2-2	5	1	0	1	0	3	8
Connecticut											
at Louisville											
at Pittsburgh											
Syracuse											

#42 OTULE, Chris

2008-09 Statistics

	min	fg-a	3fg-a	ft-a	reb	ast	to	bk	st	pf	pts
Houston Baptist											DNP
Chicago State											DNP
Milwaukee											DNP
Texas Southern											DNP
vs. Northern Iowa											DNP
vs. Dayton											DNP
Central Michigan											DNP
Wisconsin											DNP
IPFW											DNP
vs. Tennessee											DNP
Western Carolina	11	0-3	0-0	3-6	1	0	1	1	0	3	3
at N.C. State											DNP
Presbyterian	14	2-5	0-0	0-0	5	0	0	1	0	2	4
Villanova											DNP
Cincinnati	13	2-3	0-0	0-2	2	0	0	2	0	0	4
at Rutgers	8	0-0	0-0	0-0	1	0	2	0	0	2	0
West Virginia											DNP
at Providence											DNP
DePaul	1	0-0	0-0	0-0	0	0	1	0	0	1	0
at Notre Dame											DNP
Georgetown											DNP
at DePaul											DNP
at USF											DNP
at Villanova											DNP
St. John's	5	0-0	0-0	0-0	0	0	1	1	0	1	0
Seton Hall	3	0-0	0-0	1-2	1	0	0	0	0	0	1
at Georgetown											DNP
Connecticut											
at Louisville											
at Pittsburgh											
Syracuse											

#45 FROZENA, Robert

2008-09 Statistics

	min	fg-a	3fg-a	ft-a	reb	ast	to	bk	st	pf	pts
Houston Baptist	1	0-0	0-0	0-0	1	0	0	0	0	1	0
Chicago State											DNP
Milwaukee	2	0-0	0-0	0-0	1	0	2	0	0	0	0
Texas Southern	1	0-2	0-0	0-0	2	0	0	0	0	0	0
vs. Northern Iowa	5	0-1	0-0	0-0	2	0	0	0	0	0	0
vs. Dayton											DNP
Central Michigan	1	0-0	0-0	2-2	0	0	0	0	0	1	2
Wisconsin											DNP
IPFW	2	0-0	0-0	0-0	0	0	0	0	0	0	0
vs. Tennessee											DNP
Western Carolina	1	0-0	0-0	0-0	0	0	0	0	0	0	0
at N.C. State											DNP
Presbyterian											DNP
Villanova											DNP
Cincinnati	2	0-0	0-0	0-0	0	0	0	0	0	0	0
at Rutgers											DNP
West Virginia											DNP
at Providence											DNP
DePaul											DNP
at Notre Dame											DNP
Georgetown											DNP
at DePaul											DNP
at USF											DNP
at Villanova											DNP
St. John's	2	0-0	0-0	0-2	1	0	1	0	0	1	0
Seton Hall	1	1-1	0-0	0-0	0	0	0	0	0	0	2
at Georgetown											DNP
Connecticut											
at Louisville											
at Pittsburgh											
Syracuse											

2007-08 Statistics

	min	fg-a	3fg-a	ft-a	reb	ast	to	bk	st	pf	pts
IUPUI											DNP
Utah Valley											DNP
at Chaminade											DNP
vs. Okla. St.											DNP
vs. Duke											DNP
UWM											DNP
at Wisconsin											DNP
Sacramento St.	1	0-0	0-0	1-2	0	0	0	0	0	0	1
IPFW	1	0-0	0-0	0-0	0	0	0	0	0	0	0
Coppin St.	2	0-0	0-0	0-0	0	0	0	0	1	0	0
Savannah St.	1	0-0	0-0	2-2	1	0	0	0	0	0	2
Providence	2	0-0	0-0	0-0	0	1	0	0	0	0	0
at WVU											DNP
Seton Hall											DNP
Notre Dame											DNP
at Louisville											DNP
at Connecticut											DNP
DePaul											DNP
USF											DNP
at Cincinnati											DNP
Louisville											DNP
at Notre Dame											DNP
at Seton Hall											DNP
Pittsburgh	1	0-0	0-0	0-0	0	0	0	0	0	0	0
at St. John's											DNP
Rutgers											DNP
at Villanova											DNP
Georgetown											DNP
Florida Gulf Coast	1	0-0	0-0	0-0	1	0	0	0	0	0	0
at Syracuse											DNP
vs. Seton Hall											DNP
vs. Notre Dame											DNP
vs. Pittsburgh											DNP
vs. Kentucky											DNP
vs. Stanford											DNP

* - indicates player started the game

THE STAT CREW SYSTEM
Marquette Combined Team Statistics (as of Feb 21, 2009)
All games

RECORD:	OVERALL	HOME	AWAY	NEUTRAL
ALL GAMES.....	(23-4)	(16-0)	(6-2)	(1-2)
CONFERENCE.....	(12-2)	(7-0)	(5-2)	(0-0)
NON-CONFERENCE.....	(11-2)	(9-0)	(1-0)	(1-2)

## Player	GP-GS	Min--Avg	---TOTAL---		---3-PTS---		---REBOUNDS---				PF	FO	A	TO	Blk	Stl	Pts	Avg		
			FG-FGA	Pct	3FG-FGA	Pct	FT-FTA	Pct	Off	Def									Tot	Avg
22 MCNEAL, Jerel.....	27-27	922 34.1	189-392	.482	66-152	.434	95-132	.720	24	104	128	4.7	64	3	112	77	18	59	539	20.0
23 MATTHEWS, Wesley...	27-27	883 32.7	157-296	.530	32-77	.416	160-196	.816	37	106	143	5.3	60	1	67	60	13	36	506	18.7
32 HAYWARD, Lazar.....	27-27	838 31.0	150-323	.464	38-113	.336	93-112	.830	76	156	232	8.6	67	2	35	51	9	27	431	16.0
01 JAMES, Dominic.....	27-27	889 32.9	121-286	.423	32-115	.278	41-89	.461	25	73	98	3.6	53	0	143	53	9	62	315	11.7
33 BUTLER, Jimmy.....	27-0	466 17.3	36-70	.514	0-2	.000	54-73	.740	46	44	90	3.3	48	1	16	15	12	9	126	4.7
12 BURKE, Dwight.....	27-27	522 19.3	24-36	.667	0-0	.000	26-54	.481	38	61	99	3.7	77	4	5	14	9	4	74	2.7
04 HAZEL, Patrick.....	21-0	251 12.0	19-27	.704	0-0	.000	10-17	.588	23	22	45	2.1	38	1	1	11	9	7	48	2.3
02 ACKER, Maurice.....	25-0	293 11.7	14-57	.246	8-37	.216	15-21	.714	5	23	28	1.1	42	0	38	16	0	18	51	2.0
21 FULCE, Joseph.....	8-0	48 6.0	6-12	.500	0-2	.000	3-4	.750	6	4	10	1.3	10	0	3	1	1	2	15	1.9
42 OTULE, Chris.....	7-0	55 7.9	4-11	.364	0-0	.000	4-10	.400	5	5	10	1.4	9	0	0	5	5	0	12	1.7
10 CUBILLAN, David....	24-0	215 9.0	12-45	.267	9-30	.300	5-9	.556	1	15	16	0.7	18	1	18	11	1	5	38	1.6
45 FROZENA, Robert....	10-0	18 1.8	1-4	.250	0-0	.000	2-4	.500	4	3	7	0.7	3	0	0	3	0	0	4	0.4
TEAM.....									29	31	60	2.2	2		5					
Total.....	27	5400	733-1559	.470	185-528	.350	508-721	.705	319	647	966	35.8	491	13	438	322	86	229	2159	80.0
Opponents.....	27	5400	673-1532	.439	184-533	.345	310-461	.672	282	600	882	32.7	589	19	371	427	79	160	1840	68.1

TEAM STATISTICS	MU	OPP	DATE	OPPONENT	W/L	SCORE	ATTEND
SCORING.....	2159	1840	11/14/08	HOUSTON BAPTIST	W	95-64	13668
Points per game.....	80.0	68.1	&11/17/08	CHICAGO STATE	W	106-87	12966
Scoring margin.....	+11.8	-	11/22/08	MILWAUKEE	W	100-80	15168
FIELD GOALS-ATT.....	733-1559	673-1532	&11/25/08	TEXAS SOUTHERN	W	85-68	12993
Field goal pct.....	.470	.439	&11/28/08	vs Northern Iowa Panthers	W	73-43	3087
3 POINT FG-ATT.....	185-528	184-533	&11/29/08	vs Dayton Flyers	L	75-89	4780
3-point FG pct.....	.350	.345	12/2/08	CENTRAL MICHIGAN	W	81-67	13158
3-pt FG made per game.	6.9	6.8	12/6/08	WISCONSIN	W	61-58	18895
FREE THROWS-ATT.....	508-721	310-461	12/13/08	IPFW	W	69-50	13470
Free throw pct.....	.705	.672	12/16/08	vs Tennessee	L	68-80	9498
F-Throws made per game	18.8	11.5	12/19/08	WESTERN CAROLINA	W	94-77	13653
REBOUNDS.....	966	882	12/22/08	at NC State	W	68-65	16819
Rebounds per game....	35.8	32.7	12/28/08	PRESBYTERIAN	W	84-45	13879
Rebounding margin.....	+3.1	-	*1/1/09	VILLANOVA	W	79-72	16446
ASSISTS.....	438	371	*1/4/09	CINCINNATI	W	84-50	16667
Assists per game.....	16.2	13.7	*1/7/09	at Rutgers	W	81-76	4112
TURNOVERS.....	322	427	*1/10/09	WEST VIRGINIA	W	75-53	17085
Turnovers per game....	11.9	15.8	*1/17/09	at Providence College	W	91-82	10221
Turnover margin.....	+3.9	-	*1/24/09	DEPAUL	W	79-70	18949
Assist/turnover ratio.	1.4	0.9	*1/26/09	at Notre Dame	W	71-64	11418
STEALS.....	229	160	*1/31/09	GEORGETOWN	W	94-82	19041
Steals per game.....	8.5	5.9	*2/3/09	at DePaul	W	76-61	11230
BLOCKS.....	86	79	*2/6/09	at USF	L	56-57	5316
Blocks per game.....	3.2	2.9	*2/10/09	at Villanova	L	84-102	6500
ATTENDANCE.....	253361	100667	*2/14/09	ST. JOHN'S	W	73-59	18614
Home games-Avg/Game...	16-15835	8-10413	*2/17/09	SETON HALL	W	79-67	18709
Neutral site-Avg/Game.	-	3-5788	*02/21/09	at Georgetown	W	78-72	17686

* = Conference game
& = Chicago Invitational

SCORE BY PERIODS:	1st	2nd	Total
Marquette.....	1035	1124	- 2159
Opponents.....	876	964	- 1840

THE STAT CREW SYSTEM
Marquette Combined Team Statistics (as of Feb 21, 2009)
Conference games

RECORD:	OVERALL	HOME	AWAY	NEUTRAL
ALL GAMES.....	(12-2)	(7-0)	(5-2)	(0-0)
CONFERENCE.....	(12-2)	(7-0)	(5-2)	(0-0)
NON-CONFERENCE.....	(0-0)	(0-0)	(0-0)	(0-0)

## Player	GP-GS	Min--Avg	---TOTAL---		---3-PTS---		---REBOUNDS---				PF	FO	A	TO	Blk	Stl	Pts	Avg		
			FG-FGA	Pct	3FG-FGA	Pct	FT-FTA	Pct	Off	Def									Tot	Avg
22 MCNEAL, Jerel.....	14-14	520 37.1	106-217	.488	41-91	.451	64-93	.688	12	56	68	4.9	32	1	72	42	12	35	317	22.6
23 MATTHEWS, Wesley...	14-14	482 34.4	87-157	.554	17-39	.436	65-83	.783	15	54	69	4.9	30	0	31	28	6	14	256	18.3
32 HAYWARD, Lazar.....	14-14	464 33.1	70-162	.432	20-60	.333	47-53	.887	31	77	108	7.7	32	0	18	21	5	17	207	14.8
01 JAMES, Dominic.....	14-14	514 36.7	69-165	.418	16-67	.239	19-44	.432	14	40	54	3.9	26	0	75	27	6	37	173	12.4
33 BUTLER, Jimmy.....	14-0	256 18.3	20-37	.541	0-1	.000	33-44	.750	25	31	56	4.0	28	1	6	7	8	5	73	5.2
12 BURKE, Dwight.....	14-14	263 18.8	17-22	.773	0-0	.000	7-18	.389	18	33	51	3.6	34	2	5	5	1	41	2.9	
21 FULCE, Joseph.....	6-0	25 4.2	4-5	.800	0-0	.000	3-4	.750	3	1	4	0.7	7	0	2	0	2	11	1.8	
04 HAZEL, Patrick.....	9-0	93 10.3	4-8	.500	0-0	.000	2-2	1.000	6	8	14	1.6	15	0	0	4	2	2	10	1.1
42 OTULE, Chris.....	5-0	30 6.0	2-3	.667	0-0	.000	1-4	.250	1	3	4	0.8	4	0	0	4	3	0	5	1.0
45 FROZENA, Robert....	3-0	5 1.7	1-1	1.000	0-0	.000	0-2	.000	0	1	1	0.3	1	0	0	1	0	0	2	0.7
02 ACKER, Maurice.....	12-0	105 8.8	1-15	.067	1-14	.071	2-3	.667	2	8	10	0.8	18	0	15	8	0	6	5	0.4
10 CUBILLAN, David....	11-0	43 3.9	0-5	.000	0-1	.000	0-0	.000	0	2	2	0.2	4	0	2	0	0	1	0	0.0
TEAM.....									13	10	23	1.6	2		3					
Total.....	14	2800	381-797	.478	95-273	.348	243-350	.694	140	324	464	33.1	233	4	223	150	47	120	1100	78.6
Opponents.....	14	2800	364-807	.451	100-272	.368	139-206	.675	155	324	479	34.2	284	11	218	216	46	80	967	69.1

TEAM STATISTICS	MU	OPP	DATE	OPPONENT	W/L	SCORE	ATTEND
SCORING.....	1100	967	*1/1/09	VILLANOVA	W	79-72	16446
Points per game.....	78.6	69.1	*1/4/09	CINCINNATI	W	84-50	16667
Scoring margin.....	+9.5	-	*1/7/09	at Rutgers	W	81-76	4112
FIELD GOALS-ATT.....	381-797	364-807	*1/10/09	WEST VIRGINIA	W	75-53	17085
Field goal pct.....	.478	.451	*1/17/09	at Providence College	W	91-82	10221
3 POINT FG-ATT.....	95-273	100-272	*1/24/09	DEPAUL	W	79-70	18949
3-point FG pct.....	.348	.368	*1/26/09	at Notre Dame	W	71-64	11418
3-pt FG made per game.	6.8	7.1	*1/31/09	GEORGETOWN	W	94-82	19041
FREE THROWS-ATT.....	243-350	139-206	*2/3/09	at DePaul	W	76-61	11230
Free throw pct.....	.694	.675	*2/6/09	at USF	L	56-57	5316
F-Throws made per game	17.4	9.9	*2/10/09	at Villanova	L	84-102	6500
REBOUNDS.....	464	479	*2/14/09	ST. JOHN'S	W	73-59	18614
Rebounds per game....	33.1	34.2	*2/17/09	SETON HALL	W	79-67	18709
Rebounding margin.....	-1.1	-	*02/21/09	at Georgetown	W	78-72	17686
ASSISTS.....	223	218	* = Conference game				
Assists per game.....	15.9	15.6	& = Chicago Invitational				
TURNOVERS.....	150	216					
Turnovers per game....	10.7	15.4					
Turnover margin.....	+4.7	-					
Assist/turnover ratio.	1.5	1.0					
STEALS.....	120	80					
Steals per game.....	8.6	5.7					
BLOCKS.....	47	46					
Blocks per game.....	3.4	3.3					
ATTENDANCE.....	125511	66483					
Home games-Avg/Game...	7-17930	7-9498					
Neutral site-Avg/Game.	-	0-0					

SCORE BY PERIODS:	1st	2nd	Total
Marquette.....	531	569	- 1100
Opponents.....	493	474	- 967