



**MARQUETTE**  
BASKETBALL

The rv/25 Marquette University men's basketball team wraps up a three-game homestand when the squad continues BIG EAST Conference play against Cincinnati Sunday afternoon at the Bradley Center. The opening tip is scheduled for 1 p.m. CT and the broadcast will be featured on the BIG EAST Network. Eric Collins (play-by-play) and Mike Kelley (analyst) will call the action. The Golden Eagles will be looking to improve to 2-0 to begin league play for the first time since the 2003-04 when Marquette was a member of Conference USA.

### Golden Eagles Open Senior Year In BIG EAST With Win

Thursday's 79-72 victory over No. 15/13 Villanova in the league opener marked the third time in four years the Golden Eagles have posted a win in the BIG EAST Conference lidlifter.

Two of those victories (vs. No. 2 Connecticut in 2005-06, vs. No. 15 Villanova in 2008-09) have come against nationally ranked opponents. The win over the Huskies came in MU's first-ever BIG EAST matchup.

Marquette last opened conference action with two-straight home games during the 2005-06 season. MU downed UConn, but was defeated by Cincinnati 70-66 in its next outing.

MU is now 14-6 all-time in conference openers (Midwestern Collegiate; 1-1, Great Midwest; 3-1, Conference USA; 7-3, BIG EAST; 3-1).

**DATE:** January 4, 2009

**TIP-OFF:** 1 p.m. CT

**LOCATION:** Bradley Center (18,600) - Milwaukee, Wis.

**TELEVISION:** The BIG EAST Network will broadcast Sunday's game and can be viewed locally on Time Warner Cable Sports 32. Eric Collins (play-by-play) and Mike Kelley (analyst) will call the action.

**RADIO:** ESPN Radio 540 AM is the flagship station for the Marquette Radio Network. Steve "The Homer" True (play-by-play) and Jim McIlvaine (analyst) will call the action all season long.

**MU'S LAST TIME OUT:** The Golden Eagles held off Villanova to post a 79-72 victory in the league opener. Senior Jerel McNeal led all scorers with 24 points and classmate Wesley Matthews scored 16 of his 19 after halftime.

**UC'S LAST TIME OUT:** The Bearcats dropped a 60-45 decision at Memphis Monday night. Guard Deonta Vaughn led UC with 17 points, the only Bearcat player in double figures.

**SERIES HISTORY:** UC leads 24-16

**LAST MEETING:** MU 75, UC 60 (Feb. 2, 2008)

**MU CONTACT INFO:** Scott Kuykendall handles all of the media relations duties for the Marquette men's basketball program and can be reached at 414.288.4794 [w]/414.807.3490 [c] or scott.kuykendall@marquette.edu.

**WEB SITE:** GoMarquette.com

**UC CONTACT INFO:** Mike Harris handles the media relations duties for UC and can be reached at 513.240.8884 or michael.harris@uc.edu.

**WEB SITE:** GoBearcats.com

## 2008-09 Game Notes

Marquette Golden Eagles  
(12-2, 1-0 BIG EAST)

vs.

Cincinnati Bearcats  
(10-3, 0-0 BIG EAST)

### MU SCOREBOARD

| DATE                             | OPONENT   | RESULT/TIME |
|----------------------------------|---|-------------|
| Nov. 14                          | Houston Baptist        | W, 95-64    |
| Nov. 17                          | Chicago State          | W, 106-87   |
| Nov. 22                          | Milwaukee              | W, 100-80   |
| Nov. 25                          | Texas Southern         | W, 85-68    |
| <b>Chicago Invitational</b>      |   |             |
| Nov. 28                          | vs. Northern Iowa      | W, 73-43    |
| Nov. 29                          | vs. Dayton             | L, 89-75    |
| Dec. 2                           | Central Michigan       | W, 81-67    |
| Dec. 6                           | Wisconsin              | W, 61-58    |
| Dec. 13                          | IPFW                   | W, 69-50    |
| <b>BIG EAST/SEC Invitational</b> |   |             |
| Dec. 16                          | vs. Tennessee          | L, 80-68    |
| Dec. 19                          | Western Carolina       | W, 94-77    |
| Dec. 22                          | at North Carolina St.  | W, 68-65    |
| Dec. 28                          | Presbyterian  | W, 84-45    |
| Jan. 1                           | Villanova #          | W, 79-72    |
| Jan. 4                           | Cincinnati #         | 1 p.m.      |
| Jan. 7                           | at Rutgers #         | 6:30 p.m.   |
| Jan. 10                          | West Virginia #      | 11 a.m.     |
| Jan. 17                          | at Providence #      | 8 p.m.      |
| Jan. 24                          | DePaul #             | 1 p.m.      |
| Jan. 26                          | at Notre Dame #      | 6 p.m.      |
| Jan. 31                          | Georgetown #         | 1 p.m.      |
| Feb. 3                           | at DePaul #          | 8 p.m.      |
| Feb. 6                           | at USF #             | 6 p.m.      |
| Feb. 10                          | at Villanova #       | 6:30 p.m.   |
| Feb. 14                          | St. John's #         | 8 p.m.      |
| Feb. 17                          | Seton Hall #         | 7 p.m.      |
| Feb. 21                          | at Georgetown #      | 1 p.m.      |
| Feb. 25                          | Connecticut #        | 6 p.m.      |
| Mar. 1                           | at Louisville #      | 11 a.m.     |
| Mar. 4                           | at Pittsburgh #      | 6:30 p.m.   |
| Mar. 7                           | Syracuse #           | 1 p.m.      |

#### BIG EAST Championship

Mar. 10-14 vs. TBA (Madison Square Garden)

# - indicates BIG EAST Conference game

All game times CT subject to change.

#### in front of the

"If you aren't playing against them, they're actually fun to watch. They just controlled the game. It was all of them. Veteran guards win in college basketball. Those guys are big time."

-- Villanova coach Jay Wright on James, Matthews & McNeal





## MEDIA SERVICES

**ASST. AD/MBB SID:** . . . Scott Kuykendall  
**Email:** . . . scott.kuykendall@marquette.edu  
**Work Phone:** . . . . . 414-288-4794  
**Cell Phone:** . . . . . 414-807-3490  
**ASST. DIRECTOR:** . . . . . Luke LeNoble  
**Email:** . . . . . lucas.lenoble@marquette.edu  
**Work Phone:** . . . . . 414-288-6980  
**Cell Phone:** . . . . . 414-313-2238  
**Website:** . . . . . GoMarquette.com  
**Fax:** . . . . . 414-288-6519

## CREDENTIALS

Credential requests are now available online by visiting <http://www.sportssystem.com/Marquette/>.

Requests will be confirmed or denied via email and may be picked up at the Al McGuire Center or at the arena control entrance of the Bradley Center on game day (beginning two hours before tip).

Please contact Scott Kuykendall with any questions.

## PARKING

Parking is not available to home and visiting members of the media. There are several parking structures available within walking distance of the Bradley Center.

## INTERVIEW POLICY

Please contact Scott Kuykendall to arrange an interview with Marquette head coach Buzz Williams, a member of the coaching staff or a player.

MU players will not disclose their home phone numbers or their cellular phone numbers so please do not request that information. Players have been asked to politely decline interviews that have not been cleared with the MU Media Relations Office. All telephone interviews will take place from either the Media Relations Office or the Men's Basketball Office. Player interviews will not be conducted on gamedays until standard post-game procedures occur.

Marquette practices are generally closed to the media. Please contact Kuykendall if you wish to attend practice. MU practices are scheduled from 3 p.m. to 6 p.m. on weekdays but are subject to change, so please contact Kuykendall in advance.

## Starters Lead The Way In Victory Over Villanova

As has been the case all season, Marquette's starting lineup shouldered almost all of the offensive load in the team's win over Villanova.

All but two (sophomore Pat Hazel two first-half free throws) of the squad's 79 points (97.5 percent) were netted by a member of the starting five. Against the Wildcats, the four bench players accounted for just five shot attempts and four of those came from sophomore Jimmy Butler, who had several chances on a single possession.

For the season, MU's starting lineup is accounting for 83.6 percent of the team's total offensive production.

Head coach Buzz Williams has selected the same starting unit in each of the squad's 14 outings this season.

## James Among Top Active Players, MU's All-Time Best As Well

Senior guard Dominic James reaches a career milestone in nearly every outing the Golden Eagles participate in this season.

The Richmond, Ind., native moved into MU's top-10 scoring list with his second basket against Presbyterian and is on track to become the University's all-time leading scorer.

His name is already scattered throughout a number of the top-10 career lists at Marquette and his accomplishments on the court place him among the top active players.

He is currently ranked fourth in the nation in career assists with 559, which is the third-best mark at Marquette. James is already listed among MU's top-10 in eight categories and that number will continue to climb as the season progresses.

James is also one of just three active players to own at least 1,500 points and 500 assists. Ben Woodside (North Dakota State) and Mike Trimboli (Vermont) are the other two players to have reached those career benchmarks.

## 1,000-Point Club At Marquette Keeps Adding Members

Last season MU welcomed Dominic James, Jerel McNeal and Wesley Matthews to the 1,000-point club, which now has 40 members in the program's history.

Junior Lazar Hayward currently owns 912 career points and is on pace to become the 41st member of the exclusive group in late January should he maintain his current scoring average of 17.1 points per game.

Marquette entered the 2007-08 campaign as one of just two programs (North Dakota State) to feature a trio of 1,000-point scorers. Since the beginning of the season, UAB and North Carolina have both joined the group.

The top-ranked Tarheels will be the first to feature four players (Ty Lawson, 997 points) to reach the mark, but when Hayward nets his 328th point this year Marquette will be the only other school to accomplish the feat.

### Career Division I Assist Leaders (Active)

Source: Stats, Inc.

through games of 1/1

|   |                                 |            |
|---|---------------------------------|------------|
| 1 | Josh Wilson, Northern Arizona   | 591        |
| 2 | Jay Greene, UMBC                | 576        |
| 3 | Chris Lowe, UMass               | 561        |
| 4 | <b>Dominic James, Marquette</b> | <b>559</b> |
| 5 | Eric Maynor, VCU                | 526        |

### 1,000-Point Trios

Source: Stats, Inc.

through games of 1/1

#### MARQUETTE

Dominic James, Wesley Matthews, Jerel McNeal

#### NORTH CAROLINA

Tyler Hansbrough, Wayne Ellington, Danny Green

#### NORTH DAKOTA STATE

Ben Woodside, Brett Winkelman, Mike Nelson

#### UAB

Robert Vaden, Lawrence Kinnard, Paul Delaney



## INJURY REPORT

| Player (Injury) | Status |
|-----------------|--------|
| None            |        |

## STAT COMPARISON

|                     | MU   | UC   |
|---------------------|------|------|
| Overall Record:     | 12-2 | 10-3 |
| Scoring Offense:    | 81.3 | 72.3 |
| Scoring Defense:    | 67.5 | 60.2 |
| 3-PT FG Percentage: | 35.8 | 34.0 |
| FT Percentage:      | 71.6 | 66.9 |

## INDIVIDUAL LEADERS

### SCORING

| MU                  | UC                   |
|---------------------|----------------------|
| Matthews . . . 19.2 | Vaughn . . . . .15.2 |
| McNeal . . . . 17.6 | Gates . . . . .10.4  |

### REBOUNDING

| MU                   | UC                    |
|----------------------|-----------------------|
| Hayward . . . . 9.2  | Gates . . . . .6.5    |
| Matthews . . . . 5.5 | Williams . . . . .5.8 |

### FIELD GOAL PERCENTAGE

| MU                  | UC                   |
|---------------------|----------------------|
| Hazel . . . . .78.9 | Toyloy . . . . .63.4 |
| Matthews . . .51.7  | Gates . . . . .55.6  |

### FREE THROW PERCENTAGE

| MU                 | UC                     |
|--------------------|------------------------|
| Matthews . . .83.7 | Vaughn . . . . .83.3   |
| Hayward . . .78.8  | Williams . . . . .78.7 |

## CAREER GAMES PLAYED

|          | Career Games | Career Starts | Consec. Games | Consec. Starts |
|----------|--------------|---------------|---------------|----------------|
| Acker    | 49           | 1             | 49            | --             |
| Burke    | 103          | 31            | 83            | 14             |
| Butler   | 14           | --            | 14            | --             |
| Cubillan | 82           | 1             | 39            | --             |
| Frozena  | 14           | --            | --            | --             |
| Fulce    | 2            | --            | --            | --             |
| Hayward  | 83           | 63            | 83            | 47             |
| Hazel    | 27           | --            | 7             | --             |
| James    | 114          | 113           | 114           | 28             |
| Matthews | 106          | 96            | 92            | 82             |
| McNeal   | 109          | 109           | 49            | 49             |
| Otule    | 2            | --            | --            | --             |

## PROBABLE STARTERS

### Marquette

| NAME            | POS. | PPG. | RPG. | APG. | FG%  | FT%  |
|-----------------|------|------|------|------|------|------|
| Dominic James   | G    | 11.4 | 3.6  | 5.1  | .423 | .469 |
| Jerel McNeal    | G    | 17.6 | 4.6  | 3.4  | .476 | .787 |
| Wesley Matthews | G    | 19.2 | 5.5  | 2.6  | .517 | .837 |
| Lazar Hayward   | F    | 17.1 | 9.2  | 1.4  | .497 | .788 |
| Dwight Burke    | F    | 2.5  | 3.6  | 0.2  | .533 | .528 |

### Cincinnati

| NAME          | POS. | PPG. | RPG. | APG. | FG%  | FT%  |
|---------------|------|------|------|------|------|------|
| Dion Dixon    | G    | 6.9  | 3.8  | 1.4  | .351 | .697 |
| Deonta Vaughn | G    | 15.2 | 3.8  | 4.6  | .373 | .833 |
| Mike Williams | F    | 8.1  | 5.8  | 1.3  | .453 | .787 |
| Rashad Bishop | F    | 5.0  | 4.0  | 2.4  | .385 | .500 |
| Yancy Gates   | F    | 10.4 | 6.5  | 0.3  | .556 | .560 |

## Acker Hands Out Assists Like Candy At A Parade

Junior guard Maurice Acker collected one of his best efforts as a Golden Eagle in the win over Presbyterian, finishing with a career-high 10 assists in just 16 minutes of action.

Acker dished out more assists Sunday afternoon than he had in the previous nine games combined and he nearly matched his season total of 13 he owned entering the game.

The team's backup point guard, Acker's previous personal best came against Seton Hall on Jan. 8, 2008 when he set up six MU baskets.

He also had just one turnover against the Blue Hose and had a career-best four steals.

## McNeal, Matthews Add Another Membership Card To Collection

When senior guard Jerel McNeal grabbed his fifth and final rebound in the win over Western Carolina, he became a member of an exclusive group in Marquette's history.

The Chicago, Ill., native is the 21st player in the school's record book to collect 1,000 points and 500 rebounds in a career. He currently owns 1,538 points (12th all-time) and 513 rebounds in 109 career games.

McNeal's company became even more exclusive with his 15th point in the NC State game. He is now the sixth player at Marquette to tally 1,500 points and 500 caroms.

Senior Wesley Matthews became the 22nd player to combine 500 rebounds with 1,000 points during the team's victory over Presbyterian. He now owns 1,301 career points and 504 boards in 106 career outings.

Junior Lazar Hayward (912 points, 481 rebounds) is on pace to join his fellow teammates in late January.

## STATISTICAL COMPARISON

| Team       | G  | FG  | FGA | PCT  | 3PT | 3PA | PCT  | FT  | FTA | PCT  | REB | AVG  | PF-DQ  | A   | TO  | BS | ST  | PTS  | AVG  |
|------------|----|-----|-----|------|-----|-----|------|-----|-----|------|-----|------|--------|-----|-----|----|-----|------|------|
| Cincinnati | 13 | 332 | 768 | .432 | 102 | 300 | .340 | 174 | 260 | .669 | 553 | 42.5 | 222-2  | 197 | 206 | 50 | 85  | 940  | 72.3 |
| Marquette  | 14 | 375 | 812 | .462 | 100 | 279 | .358 | 288 | 402 | .716 | 534 | 38.1 | 276-10 | 230 | 191 | 40 | 113 | 1138 | 67.5 |



## MARQUETTE IN THE BIG EAST STATS

through games of Jan. 1

### Team

|                     |             |
|---------------------|-------------|
| SCORING OFFENSE:    | 3rd (81.3)  |
| SCORING DEFENSE:    | 12th (67.5) |
| FT PERCENTAGE:      | 4th (71.6)  |
| FG PERCENTAGE:      | 6th (46.2)  |
| ASSISTS:            | 5th (16.4)  |
| STEALS:             | 8th (8.1)   |
| BLOCKED SHOTS:      | 14th (2.8)  |
| FG PCT. DEFENSE:    | 13th (42.5) |
| OFFENSIVE REBOUNDS: | 9th (13.5)  |
| DEFENSIVE REBOUNDS: | 11th (24.6) |
| 3-PT FG'S MADE:     | 4th (100)   |

### Individual

#### SCORING

|                 |                  |
|-----------------|------------------|
| Wesley Matthews | 5th (19.2 ppg.)  |
| Jerel McNeal    | 7th (17.6 ppg.)  |
| Lazar Hayward   | 10th (17.1 ppg.) |

#### FREE THROW PERCENTAGE

|                 |            |
|-----------------|------------|
| Wesley Matthews | 5th (.837) |
|-----------------|------------|

#### REBOUNDING

|               |                |
|---------------|----------------|
| Lazar Hayward | 5th (9.2 rpg.) |
|---------------|----------------|

#### STEALS

|               |                 |
|---------------|-----------------|
| Dominic James | 7th (1.9 spg.)  |
| Jerel McNeal  | 13th (1.7 spg.) |

#### ASSISTS

|               |                |
|---------------|----------------|
| Dominic James | 4th (5.1 apg.) |
|---------------|----------------|

#### ASSIST-TO-TURNOVER RATIO

|               |           |
|---------------|-----------|
| Dominic James | 5th (2.3) |
|---------------|-----------|

## marks!FOR SUCCESS

|  |       |
|--|-------|
| <b>when James, Matthews &amp; McNeal</b><br>all reach double figures in game | 26-6  |
| <b>when McNeal</b><br>grabs five-or-more rebounds                            | 48-7  |
| <b>when McNeal &amp; Matthews</b><br>each grab four-or-more rebounds         | 41-9  |
| <b>when McNeal &amp; Matthews</b><br>combine for 10-or-more rebounds         | 38-8  |
| <b>when James</b><br>dishes out five-or-more assists                         | 45-17 |

## 2008-09 MARQUETTE ROSTER

| NO. | NAME             | POS. | HT.  | WT. | CL. | HOMETOWN  |
|-----|------------------|------|------|-----|-----|---|
| 1   | Dominic James    | G    | 5-11 | 185 | Sr. | Richmond, Ind.<br><i>Moved into top-10 all-time at MU in scoring, now ninth with 1,590 points</i>       |
| 2   | Maurice Acker    | G    | 5-8  | 165 | Jr. | Hazel Crest, Ill.<br><i>Dished out a career-best 10 assists in just 16 minutes against Presbyterian</i> |
| 4   | Patrick Hazel    | F    | 6-7  | 220 | So. | Queens, N.Y.<br><i>Has already surpassed all of his 2007-08 numbers</i>                                 |
| 10  | David Cubillan   | G    | 6-0  | 175 | Jr. | Maracaibo, Venezuela<br><i>Nine of his 12 field goals are from behind the 3-point line</i>              |
| 12  | Dwight Burke     | F    | 6-8  | 250 | Sr. | Brooklyn, N.Y.<br><i>Finished 4-of-4 from the line against PC, matching career high in makes</i>        |
| 21  | Joseph Fulce     | F    | 6-7  | 205 | So. | Plano, Texas<br><i>Has appeared in two games after missing first 10 with knee injury</i>                |
| 22  | Jerel McNeal     | G    | 6-3  | 200 | Sr. | Chicago, Ill.<br><i>Currently 13th at MU with 1,538 career points</i>                                   |
| 23  | Wesley Matthews  | G    | 6-5  | 215 | Sr. | Madison, Wis.<br><i>Among the national leaders in free throws made and attempted per game</i>           |
| 32  | Lazar Hayward    | F    | 6-6  | 225 | Jr. | Buffalo, N.Y.<br><i>On track to become MU's fourth 1,000-point scorer on the roster</i>                 |
| 33  | Jimmy Butler     | G/F  | 6-6  | 215 | So. | Tomball, Texas<br><i>Grabbed seven rebounds in just 15 minutes against Villanova</i>                    |
| 42  | Chris Otule      | C    | 6-10 | 245 | Fr. | Richmond, Texas<br><i>Has appeared in two games after missing first 10 with foot injury</i>             |
| 45  | Robert Frozena * | G    | 6-1  | 165 | So. | Sherwood, Wis.<br><i>Walk-on who saw action in seven games in 2007-08</i>                               |
| 55  | Liam McMorrow #  | C    | 7-0  | 260 | So. | Toronto, Ontario<br><i>Will redshirt in 2008-09 after transferring from Durham College in Canada</i>    |

\* = walk-on # = will redshirt in 2008-09 due to NCAA transfer rules

**Head Coach:** Buzz Williams (Oklahoma City, 1994)

**Assistant Coaches:** Tony Benford (Texas Tech, 1992), Aki Collins (Clark Atlanta, 1997)  
Dale Layer (Eckerd, 1980)

**Dir. of Basketball Operations:** Scott Monarch (Mississippi Valley St., 1986).

**Coor. of Basketball Operations:** Brad Autry (NW Oklahoma St., 1991)

**Basketball Technology Assistant:** Jake Nelp (Colorado St., 2001)

## Matthews Leading The Team's Charity Efforts

Senior Wesley Matthews, the league's fifth-leading scorer at 19.2 points per game, has utilized the free throw in 2008-09 en route to his quick offensive start.

Through games of Jan. 1, Matthews ranks fourth in the nation in free throws made per game (7.4) and fifth in charity tosses attempted per outing (8.8). He is currently 83.7 percent (103-of-123) from the line this season and has accounted for over 30 percent (123-of-402) of MU's team attempts.

Thanks to Matthews' leadership, Marquette has made 288 free throws this season, while the squad's opponents have attempted just a total of 276.

MU currently ranks sixth in the nation in free throws made per game (20.6) and seventh in free throw attempts per game (28.7), through games of Jan. 1.

## Trio Of Golden Eagles Among League's Top Scorers

MU's quick offensive start has been a team effort, with at least three players reaching double figures in all but two games. As many as five Golden Eagles have reached the 10-point plateau in a single contest this year.

As a result of the offensive balance, MU is currently the only BIG EAST program to feature three players in the top-10 in scoring (through games of Jan. 1). Senior Wesley Matthews is currently fifth in the conference with 19.2 points per game, while classmate Jerel McNeal (17.6 ppg.) and junior Lazar Hayward (17.1 ppg.) own the seventh and 10th positions, respectively.



## Associated Press Top 25

|     |                          |       |
|-----|--------------------------|-------|
| 1.  | North Carolina (72) 12-0 | 1,800 |
| 2.  | Connecticut 11-0         | 1,719 |
| 3.  | Pittsburgh 12-0          | 1,641 |
| 4.  | Oklahoma 12-0            | 1,600 |
| 5.  | Duke 10-1                | 1,511 |
| 6.  | Wake Forest 11-0         | 1,351 |
| 7.  | Notre Dame 9-2           | 1,231 |
| 8.  | Texas 10-2               | 1,193 |
| 9.  | Purdue 11-2              | 1,160 |
| 10. | Michigan State 9-2       | 1,058 |
| 11. | Georgetown 9-1           | 1,015 |
| 12. | UCLA 10-2                | 991   |
| 13. | Syracuse 12-1            | 863   |
| 14. | Tennessee 8-2            | 854   |
| 15. | Villanova 11-1           | 691   |
| 16. | Gonzaga 8-3              | 608   |
| 17. | Arizona State 10-1       | 602   |
| 18. | Louisville 8-2           | 588   |
| 19. | Baylor 10-1              | 580   |
| 20. | Clemson 12-0             | 563   |
| 21. | Minnesota 12-0           | 351   |
| 22. | Xavier 9-2               | 327   |
| 23. | Michigan 9-2             | 237   |
| 24. | Ohio State 9-1           | 219   |
| 25. | Butler 10-1              | 166   |

### Others Receiving Votes

West Virginia 100, Marquette 79, Illinois 64, Davidson 50, Memphis 43, Saint Mary's 30, Texas A&M 21, Stanford 17, Brigham Young 13, Florida 12, Maryland 12, Dayton 11, Florida State 10, Arizona 7, Miami (FL) 6, Illinois State 2, Creighton 2, George Mason 1, Missouri 1.

## ESPN/USA Today Top 25

|     |                          |     |
|-----|--------------------------|-----|
| 1.  | North Carolina (31) 12-0 | 775 |
| 2.  | Connecticut 11-0         | 737 |
| 3.  | Pittsburgh 12-0          | 715 |
| 4.  | Oklahoma 12-0            | 683 |
| 5.  | Duke 10-1                | 651 |
| 6.  | Wake Forest 11-0         | 598 |
| 7.  | Texas 10-2               | 531 |
| 8.  | Georgetown 9-1           | 510 |
| 9.  | UCLA 10-2                | 496 |
| 10. | Notre Dame 9-2           | 453 |
| 11. | Purdue 11-2              | 398 |
| 11. | Syracuse 12-1            | 398 |
| 13. | Villanova 11-1           | 351 |
| 14. | Arizona State 10-1       | 346 |
| 15. | Michigan State 9-2       | 308 |
| 16. | Clemson 12-0             | 293 |
| 17. | Gonzaga 8-3              | 285 |
| 18. | Louisville 8-2           | 223 |
| 18. | Tennessee 8-2            | 223 |
| 20. | Baylor 10-1              | 194 |
| 21. | Minnesota 12-0           | 181 |
| 22. | Xavier 9-2               | 169 |
| 23. | Ohio State 9-1           | 158 |
| 24. | Michigan 9-2             | 66  |
| 25. | Marquette 11-2           | 55  |

### Others Receiving Votes

Brigham Young 43, West Virginia 41, Butler 37, Memphis 33, Dayton 32, Saint Mary's 26, Davidson 12, Arizona 10, Missouri 9, Illinois 8, Illinois State 6, Stanford 6, Florida 5, LSU 4, Texas A&M 3, Florida State 2, Utah State 1.

## HOW MARQUETTE'S OPPONENTS HAVE FARED

| OPPONENT (DATE)            | W         | L        | LAST GAME                 | NEXT GAME              |
|----------------------------|-----------|----------|---------------------------|------------------------|
| Houston Baptist (11/14)    | 1         | 14       | W, 68-58 vs. Howard       | 1/6 @ Iowa St.         |
| Chicago St. (11/17)        | 6         | 5        | L, 89-75 @ UCF            | 1/3 vs. E. Michigan    |
| Milwaukee (11/22)          | 7         | 5        | W, 71-66 @ UIC            | 1/3 @ Loyola           |
| Texas Southern (11/25)     | 0         | 13       | L, 63-55 vs. Portland St. | 1/3 @ Southern         |
| Northern Iowa (11/28)      | 7         | 6        | W, 59-51 @ Southern Ill.  | 1/3 vs. Wichita St.    |
| Dayton (11/29)             | 12        | 1        | W, 66-62 vs. G. Mason     | 1/2 @ Toledo           |
| Central Michigan (12/2)    | 4         | 7        | L, 84-52 @ Kentucky       | 1/5 vs. Northwood      |
| Wisconsin (12/6)           | 9         | 3        | W, 73-61 @ Michigan       | 1/3 vs. Penn St.       |
| IPFW (12/13)               | 5         | 9        | L, 67-60 vs. NDSU         | 1/2 vs. SDSU           |
| Tennessee (12/16)          | 9         | 2        | W, 89-62 vs. UL-Lafayette | 1/3 @ Kansas           |
| Western Carolina (12/19)   | 5         | 5        | L, 81-78 @ UNCA           | 1/3 @ Furman           |
| North Carolina St. (12/22) | 9         | 2        | W, 88-68 vs. Towson       | 1/3 @ Florida          |
| Presbyterian (12/28)       | 5         | 8        | L, 84-45 @ Marquette      | 1/3 vs. Radford        |
| Villanova (1/1, 2/10)      | 12        | 2        | L, 79-72 @ Marquette      | 1/6 @ Seton Hall       |
| <b>Cincinnati (1/4)</b>    | <b>10</b> | <b>3</b> | <b>L, 60-45 @ Memphis</b> | <b>1/4 @ Marquette</b> |
| Rutgers (1/7)              | 9         | 5        | L, 78-72 vs. Pittsburgh   | 1/3 @ Connecticut      |
| West Virginia (1/10)       | 10        | 2        | W, 76-48 @ Ohio St.       | 1/3 @ Seton Hall       |
| Providence (1/17)          | 9         | 4        | W, 75-54 vs. St. John's   | 1/3 vs. DePaul         |
| DePaul (1/24, 2/3)         | 8         | 6        | L, 92-82 vs. Notre Dame   | 1/3 @ Providence       |
| Notre Dame (1/26)          | 10        | 2        | W, 92-82 @ DePaul         | 1/3 @ St. John's       |
| Georgetown (1/31, 2/21)    | 10        | 1        | W, 74-63 @ Connecticut    | 1/3 vs. Pittsburgh     |
| USF (2/6)                  | 5         | 7        | W, 68-55 vs. Iona         | 1/2 vs. Syracuse       |
| St. John's (2/14)          | 9         | 4        | L, 75-54 @ Providence     | 1/3 vs. Notre Dame     |
| Seton Hall (2/17)          | 9         | 4        | L, 100-76 @ Syracuse      | 1/3 vs. West Virginia  |
| Connecticut (2/25)         | 11        | 1        | L, 74-63 vs. Georgetown   | 1/3 vs. Rutgers        |
| Louisville (3/1)           | 8         | 3        | L, 56-55 vs. UNLV         | 1/4 vs. Kentucky       |
| Pittsburgh (3/4)           | 13        | 0        | W, 78-72 @ Rutgers        | 1/3 @ Georgetown       |
| Syracuse (3/7)             | 13        | 1        | W, 100-76 vs. Seton Hall  | 1/2 @ USF              |

## Offense Reaches Century Mark In Consecutive Games

A pair of free throws by junior Lazar Hayward in the closing moments of the team's 100-80 victory over Milwaukee on Nov. 22 allowed MU to reach the 100-point mark for the second-straight game.

The last time Marquette accomplished that feat came during the 1954-55 campaign when the squad defeated Bowling Green (101-56) and Detroit (100-81). That season, Marquette concluded the year averaging a school record 84.2 points per game.

MU downed Chicago State 106-87 on Nov. 17 to set a new Bradley Center record for points scored by Marquette or an opposing team. The previous mark of 105 came most recently in a win over Grambling on Dec. 28, 2002.

## Golden Eagles Capture Historic Victory Over Milwaukee

The Nov. 22 100-80 victory over Milwaukee was significant for a number of reasons, not the least of which was posting 1,400 wins all-time in program history.

The Golden Eagles are currently 1,409-870 (.617) since the 1916-17 campaign and are in their 92nd year of competition.

MU is the 50th team in NCAA history to reach the 1,400-win plateau and is 33rd among all NCAA programs in winning percentage.



The "Inside Marquette Basketball with Buzz Williams" television program is on Time Warner Cable Sports 32 this season, debuting Nov. 11. The Show will air on Tuesdays at 5 p.m. and 10:30 p.m.

The 30-minute program is hosted by Dennis Krause and features behind-the-scenes access to the Marquette men's basketball program.

"The Marquette Basketball Hour with Buzz Williams" radio program airs from 6-7 p.m. CT Monday nights on ESPN Radio 540 AM.



Steve "The Homer" True, the voice of the Golden Eagles, hosts the hour-long broadcast from The Annex and 540 ESPN's studio. Head coach Buzz Williams, players, members of the coaching staff and special guests are featured.

## Golden Eagles Remain Perfect Against Panthers

Marquette has matched up with Milwaukee in men's basketball on 36 occasions all-time, coming away victorious in each of those outings.

The Golden Eagles' current 36-game winning streak is the second-longest active run by any program against a single opponent and ranks eighth all-time.

Of the 36 matchups, 33 have come in Marquette's home arena. That current home-court run is third in the NCAA Record Book's latest edition, just behind Indiana's 34-game streak against Northwestern.

Marquette opened the series with a pair of wins in the 1916-17 campaign, the program's first at the varsity level. The most recent matchup came on Nov. 22 and resulted in a 100-80 victory for the Golden Eagles.

## James, McNeal Named To Naismith Trophy Watch List

Seniors Dominic James and Jerel McNeal have both been named to the 2008-09 Naismith Trophy watch list, the Atlanta Tipoff Club announced.

The BIG EAST Conference placed 11 players on the list, the most of any league. Marquette is one of eight programs to have more than one player on the list. In February, the Naismith Trophy voting academy will narrow the list to 30 names.

Both players were also named to the Wooden Award watch list and McNeal was one of 30 players tabbed as a candidate for the Lowe's Senior CLASS Award.

The accolade recognizes the attributes of college basketball seniors who remain committed to their university and pursue the many rewards that a senior season and complete education brings.

## Survey Says...

The 13 members of the squad were asked to take part in another vote during the Presidential campaign, answering various questions about their fellow teammates. Listed below are the top answers in each category (total votes).

Who is the fastest player?  
**Dominic James (12)**

Who is the fastest player with the ball?  
**Maurice Acker (10)**

Who has the best looking shot?  
**Lazar Hayward (5)**

Who is the best shooter?  
**Lazar Hayward (5)**

Who calls the most fouls in open gym?  
**Jerel McNeal (6)**

Who fouls the most in open gym?  
**Chris Otule (4)**

Who is the best dancer?  
**Jimmy Butler (5)**

Who do you want to take the game-winning shot?  
**Jerel McNeal (6)**

Who is the funniest teammate?  
**Joe Fulce (8)**

Who is the strongest?  
**Lazar Hayward (10)**

*2008-09 will mark MU's second season wearing exclusive Converse uniforms. Listed below is the team's record broken down by color.*

|                             |              |
|-----------------------------|--------------|
| White (Home) .....          | 19-2         |
| Blue (Away) .....           | 9-7          |
| Gold (Alternate) .....      | 8-1          |
| Baby Blue (Alternate) ..... | 1-2          |
| <b>TOTAL .....</b>          | <b>37-12</b> |



## Marquette's Relationship With Converse Easy To See

The 2008-09 campaign will be Marquette's second as the flagship collegiate program of Converse.

Developed by former Golden Eagle standout and current Miami Heat star Dwyane Wade, the shoe and clothing line distinguishes Marquette from every other program in the NCAA's.

For the next five seasons, Converse will outfit the Golden Eagles with game, practice and off-court apparel including jerseys, performance shorts, warm-ups, sweat suits, shooting shirts and t-shirts that feature both the Converse star and WADE logos.



## LED MARQUETTE IN ...

|                         |          |    |
|-------------------------|----------|----|
| <b>SCORING:</b> .....   | Matthews | 8  |
|                         | McNeal   | 4  |
|                         | Hayward  | 3  |
| <b>REBOUNDING:</b> .... | Hayward  | 12 |
|                         | Butler   | 2  |
|                         | Matthews | 1  |
| <b>ASSISTS:</b> .....   | James    | 9  |
|                         | McNeal   | 4  |
|                         | Matthews | 1  |
|                         | Acker    | 1  |
| <b>STEALS:</b> .....    | Matthews | 6  |
|                         | McNeal   | 6  |
|                         | James    | 4  |
|                         | Hayward  | 4  |
|                         | Acker    | 3  |
|                         | Hazel    | 1  |
| <b>BLOCKS:</b> .....    | Hazel    | 5  |
|                         | Matthews | 5  |
|                         | Butler   | 3  |
|                         | Hayward  | 3  |
|                         | Burke    | 2  |
|                         | James    | 2  |
|                         | McNeal   | 2  |
|                         | Otule    | 2  |
|                         | Fulce    | 1  |

## 1,000-POINT SCORERS

|     |             |                        |                |
|-----|-------------|------------------------|----------------|
| 1.  | 1773        | George Thompson        | 1966-69        |
| 2.  | 1735        | Butch Lee              | 1974-78        |
| 3.  | 1691        | Travis Diener          | 2001-05        |
| 4.  | 1690        | Brian Wardle           | 1997-01        |
| 5.  | 1688        | Tony Smith             | 1986-90        |
| 6.  | 1663        | Bo Ellis               | 1973-77        |
| 7.  | 1647        | Damon Key              | 1990-94        |
| 8.  | 1637        | Dean Meminger          | 1968-71        |
| 9.  | <b>1590</b> | <b>Dominic James</b>   | <b>2005-08</b> |
| 10. | 1571        | Trevor Powell          | 1987-91        |
| 11. | 1567        | Steve Novak            | 2002-06        |
| 12. | <b>1538</b> | <b>Jerel McNeal</b>    | <b>2005-08</b> |
| 13. | 1504        | Don Kojis              | 1959-61        |
| 14. | 1479        | Bob Wolf               | 1965-67        |
| 15. | 1471        | Roney Eford            | 1993-96        |
| 16. | 1439        | Aaron Hutchins         | 1995-98        |
| 17. | 1355        | Mike Moran             | 1957-59        |
| 18. | 1353        | Russ Wittberger        | 1952-55        |
| 19. | 1347        | Cordell Henry          | 1999-02        |
| 20. | 1330        | Ron Glaser             | 1961-63        |
| 21. | 1309        | Terry Rand             | 1954-56        |
| 22. | <b>1301</b> | <b>Wesley Matthews</b> | <b>2005-08</b> |
| 23. | 1299        | Michael Wilson         | 1979-82        |
| 24. | 1282        | Tom Flynn              | 1964-66        |
| 25. | 1281        | Dwyane Wade            | 2002-03        |
| 26. | 1278        | Jim McIlvaine          | 1991-94        |
| 27. | 1234        | Anthony Pieper         | 1994-97        |
|     | 1234        | Glenn "Doc" Rivers     | 1981-83        |
|     | 1234        | Earl Tatum             | 1973-76        |
| 30. | 1227        | Oliver Lee             | 1978-81        |
| 31. | 1221        | Kerry Trotter          | 1983-86        |
| 32. | 1201        | Robb Logterman         | 1991-94        |
| 33. | 1103        | Bernard Toone          | 1976-79        |
| 34. | 1049        | Scott Merritt          | 2001-04        |
| 35. | 1048        | Chris Crawford         | 1994-97        |
| 36. | 1042        | Rube Schulz            | 1952-55        |
| 37. | 1040        | Ron Curry              | 1991-93        |
| 38. | 1027        | Dwayne Johnson         | 1982-84        |
|     | 1027        | Tony Miller            | 1992-95        |
| 40. | 1026        | Lloyd Walton           | 1974-76        |

## James, McNeal Named To Preseason Wooden Award List

Dominic James and Jerel McNeal have both been tabbed preseason candidates for the 2008-09 John R. Wooden Award, Wooden Award Chairman Richard "Duke" Llewellyn announced.

The list is composed of 50 student-athletes based on a preseason poll. Marquette's senior guard duo is one of seven to feature more than one nominee from a single University.

In mid-January, the Wooden Award Committee will release the Midseason Top 30 list, followed in March by the National Ballot, consisting of approximately 20 top players who have proven to their universities that they are also making progress toward graduation and maintaining a cumulative 2.0 GPA. The Wooden Award All-American Team will be announced the week of the "Elite Eight" round during the NCAA Tournament.

## RESULT BREAKDOWN

| Record              | Overall     | BE         |
|---------------------|-------------|------------|
| Home: .....         | 10-0        | 1-0        |
| Away: .....         | 1-0         | --         |
| Neutral: .....      | 1-2         | --         |
| <b>TOTALS</b> ..... | <b>12-2</b> | <b>1-0</b> |

## Record By Month

| Record              | Overall     | BE         |
|---------------------|-------------|------------|
| November: .....     | 5-1         | --         |
| December: .....     | 6-1         | --         |
| January: .....      | 1-0         | 1-0        |
| February: .....     | --          | --         |
| March: .....        | --          | --         |
| <b>TOTALS</b> ..... | <b>12-2</b> | <b>1-0</b> |

## Record By Starting Lineup

|                               |      |
|-------------------------------|------|
| James, Matthews, McNeal . . . | 12-2 |
| Hayward, Burke                |      |

## Where They Stand....

The 2008-09 campaign is assured to be a record-setting season for the Golden Eagles. Listed below is an update on where some of those marks currently stand.

- Senior Dominic James is 184 points shy of breaking George Thompson's (1966-69) school record of 1,773 points. He is now in ninth place all-time and will pass former standout Dean Meminger next for the eighth spot (1,637).
- James is now third place all-time in assists and 59 short of passing Travis Diener (617) for second in program history.
- James has played in 114 career games and is on pace to break the record of 127 set last season by Ousmane Barro.
- Senior Jerel McNeal is 14 steals shy of moving into second all-time at MU and 32 short of breaking Michael Wilson's (1978-82) MU record of 272.
- Junior forward Lazar Hayward is 88 points away from reaching 1,000 for his career.

## Marquette's "Big 3"

|   |      |
|---|------|
| Games Played  | 329  |
| Games Started   | 318  |
| Points  | 4429 |
| Rebounds  | 1404 |
| Assists   | 1146 |
| Steals  | 577  |
| Victories   | 81   |
| <i>combined contributions of James, Matthews and McNeal (2005-06/2008-09)</i> |      |



## ALL-TIME CAREER LEADERS

### Games Played

|     |     |                |         |
|-----|-----|----------------|---------|
| 1.  | 127 | Ousmane Barro  | 2004-08 |
| 2.  | 126 | Steve Novak    | 2002-06 |
|     | 126 | Joe Chapman    | 2002-06 |
|     | 126 | Scott Merritt  | 2000-04 |
| 5.  | 125 | Roney Eford    | 1992-96 |
| 6.  | 123 | Tony Miller    | 1991-95 |
| 7.  | 122 | Aaron Hutchins | 1994-98 |
|     | 122 | Faisal Abraham | 1993-97 |
|     | 122 | Anthony Pieper | 1993-97 |
|     | 122 | Mandy Johnson  | 1981-85 |
| 11. | 120 | Travis Diener  | 2001-05 |
|     | 120 | Cordell Henry  | 1998-02 |
|     | 120 | Tom Copa       | 1983-87 |
|     | 120 | Marc Marotta   | 1980-84 |
| 15. | 119 | Robb Logterman | 1990-94 |
|     | 119 | Michael Wilson | 1978-82 |
|     | 119 | Bo Ellis       | 1973-77 |

### Points

|     |             |                      |                |
|-----|-------------|----------------------|----------------|
| 1.  | 1773        | George Thompson      | 1966-69        |
| 2.  | 1735        | Butch Lee            | 1974-78        |
| 3.  | 1691        | Travis Diener        | 2001-05        |
| 4.  | 1690        | Brian Wardle         | 1997-01        |
| 5.  | 1688        | Tony Smith           | 1986-90        |
| 6.  | 1663        | Bo Ellis             | 1973-77        |
| 7.  | 1647        | Damon Key            | 1990-94        |
| 8.  | 1637        | Dean Meminger        | 1968-71        |
| 9.  | <b>1590</b> | <b>Dominic James</b> | <b>2005-08</b> |
| 10. | 1571        | Trevor Powell        | 1987-91        |

### Scoring Average

|     |      |                 |         |
|-----|------|-----------------|---------|
| 1.  | 20.4 | George Thompson | 1966-69 |
| 2.  | 19.7 | Dwyane Wade     | 2001-03 |
| 3.  | 19.0 | Jim Chones      | 1970-72 |
| 4.  | 18.8 | Dean Meminger   | 1968-71 |
| 5.  | 18.6 | Don Kojis       | 1958-61 |
| 6.  | 18.6 | Mike Moran      | 1956-59 |
| 7.  | 18.3 | Bob Wolf        | 1964-67 |
| 8.  | 17.0 | Terry Rand      | 1953-56 |
| 9.  | 16.4 | Tom Flynn       | 1963-66 |
| 10. | 16.2 | Ron Glaser      | 1960-63 |

### Field Goals Made

|     |            |                      |                |
|-----|------------|----------------------|----------------|
| 1.  | 674        | Bo Ellis             | 1973-77        |
| 2.  | 666        | Butch Lee            | 1974-78        |
| 3.  | 656        | George Thompson      | 1966-69        |
| 4.  | 627        | Damon Key            | 1990-94        |
| 5.  | 615        | Tony Smith           | 1987-90        |
| 6.  | 603        | Don Kojis            | 1958-61        |
| 7.  | <b>580</b> | <b>Jerel McNeal</b>  | <b>2005-08</b> |
| 8.  | 572        | Dean Meminger        | 1968-71        |
| 9.  | 571        | Brian Wardle         | 1997-01        |
| 10. | <b>562</b> | <b>Dominic James</b> | <b>2005-09</b> |

### Field Goals Attempted

|     |             |                      |                |
|-----|-------------|----------------------|----------------|
| 1.  | 1430        | Brian Wardle         | 1997-01        |
| 2.  | 1403        | Butch Lee            | 1974-78        |
| 3.  | 1400        | Don Kojis            | 1958-61        |
| 4.  | <b>1385</b> | <b>Dominic James</b> | <b>2005-09</b> |
| 5.  | 1383        | Bo Ellis             | 1973-77        |
| 6.  | 1350        | George Thompson      | 1966-69        |
| 7.  | <b>1304</b> | <b>Jerel McNeal</b>  | <b>2005-08</b> |
| 8.  | 1272        | Tom Flynn            | 1963-66        |
| 9.  | 1252        | Roney Eford          | 1992-96        |
| 10. | 1234        | Dean Meminger        | 1968-71        |

### Field Goal Percentage (min. 450 FGA)

|     |       |                  |                |
|-----|-------|------------------|----------------|
| 1.  | 58.8% | Ric Cobb         | 1968-70        |
| 2.  | 58.1% | Ousmane Barro    | 2005-08        |
| 3.  | 55.2% | Jim McIlvaine    | 1990-94        |
| 4.  | 54.8% | Jerome Whitehead | 1975-78        |
| 5.  | 54.7% | Jim Chones       | 1970-72        |
| 6.  | 54.5% | Amal McCaskill   | 1991-92, 93-96 |
| 7.  | 53.4% | Tyrone Baldwin   | 1988-90        |
| 8.  | 53.1% | Ron Curry        | 1990-93        |
| 9.  | 52.1% | Trevor Powell    | 1987-91        |
| 10. | 52.0% | Tony Smith       | 1986-71        |

### 3-Point Field Goals Made

|     |            |                      |                |
|-----|------------|----------------------|----------------|
| 1.  | 354        | Steve Novak          | 2002-06        |
| 2.  | 284        | Travis Diener        | 2001-05        |
| 3.  | 244        | Robb Logterman       | 1990-94        |
| 4.  | 221        | Aaron Hutchins       | 1994-98        |
| 5.  | 216        | Mark Anglavar        | 1987-91        |
| 6.  | 211        | Anthony Pieper       | 1993-97        |
| 7.  | 197        | Brian Wardle         | 1997-01        |
| 8.  | 178        | Tony Miller          | 1991-95        |
| 9.  | 169        | John Cliff           | 1996-00        |
| 10. | <b>156</b> | <b>Dominic James</b> | <b>2005-09</b> |

### 3-Point Field Goals Attempted

|     |            |                      |                |
|-----|------------|----------------------|----------------|
| 1.  | 768        | Steve Novak          | 2002-06        |
| 2.  | 687        | Travis Diener        | 2001-05        |
| 3.  | 595        | Robb Logterman       | 1990-94        |
| 4.  | 592        | Aaron Hutchins       | 1994-98        |
| 5.  | 564        | Anthony Pieper       | 1993-97        |
| 6.  | 553        | Brian Wardle         | 1997-01        |
| 7.  | <b>523</b> | <b>Dominic James</b> | <b>2005-08</b> |
| 8.  | 501        | Mark Anglavar        | 1987-91        |
| 9.  | 486        | John Cliff           | 1996-00        |
| 10. | 482        | Tony Miller          | 1991-95        |

### 3-Point Field Goal Percentage (min. 100 3FGA)

|     |       |                |                |
|-----|-------|----------------|----------------|
| 1.  | 46.1% | Steve Novak    | 2002-06        |
| 2.  | 43.1% | Mark Anglavar  | 1987-91        |
| 3.  | 42.9% | Tony Smith     | 1986-90        |
| 4.  | 41.5% | Mike Flory     | 1986-87, 88-89 |
| 5.  | 41.3% | Travis Diener  | 2001-05        |
| 6.  | 41.0% | Robb Logterman | 1990-94        |
| 7.  | 40.5% | Dan Fitzgerald | 2005-08        |
| 8.  | 38.5% | Roney Eford    | 1992-96        |
| 9.  | 38.3% | David Diggs    | 1998-02        |
| 10. | 37.4% | Anthony Pieper | 1993-97        |
| 11. | 37.3% | Aaron Hutchins | 1994-98        |

### Free Throws Made

|     |            |                        |                |
|-----|------------|------------------------|----------------|
| 1.  | 493        | Dean Meminger          | 1968-71        |
| 2.  | 457        | George Thompson        | 1966-69        |
| 3.  | <b>439</b> | <b>Wesley Matthews</b> | <b>2005-08</b> |
| 4.  | 406        | Tony Smith             | 1986-90        |
| 5.  | 403        | Butch Lee              | 1974-78        |
| 6.  | 393        | Bob Wolf               | 1964-67        |
| 7.  | 390        | Rube Schulz            | 1951-55        |
| 8.  | 385        | Travis Diener          | 2001-05        |
| 9.  | 378        | Damon Key              | 1990-94        |
| 10. | 361        | Russ Wittberger        | 1952-55        |

### Free Throws Attempted

|     |            |                        |                |
|-----|------------|------------------------|----------------|
| 1.  | 762        | Dean Meminger          | 1968-71        |
| 2.  | 674        | George Thompson        | 1966-79        |
| 3.  | <b>553</b> | <b>Wesley Matthews</b> | <b>2005-08</b> |
| 4.  | 549        | Bob Wolf               | 1964-67        |
| 5.  | 532        | Rube Schulz            | 1951-55        |
| 6.  | 531        | Terry Rand             | 1953-56        |
| 7.  | 529        | Russ Wittberger        | 1951-55        |
| 8.  | 525        | Mike Moran             | 1956-59        |
| 9.  | 517        | Tony Smith             | 1986-90        |
| 10. | 501        | Jim McIlvaine          | 1990-94        |
| 11. | 490        | Don Kojis              | 1958-61        |
|     | <b>489</b> | <b>Dominic James</b>   | <b>2005-09</b> |

### Free Throw Percentage (min. 200 FTA)

|     |              |                        |                |
|-----|--------------|------------------------|----------------|
| 1.  | 93.1%        | Steve Novak            | 2002-06        |
| 2.  | 84.8%        | Butch Lee              | 1974-78        |
| 3.  | 83.7%        | Travis Diener          | 2001-05        |
| 4.  | 82.6%        | Brian Brunkhorst       | 1964-68        |
| 5.  | 82.5%        | Oliver Lee             | 1977-81        |
| 6.  | 81.3%        | Bob Walczak            | 1951-52, 54-57 |
| 7.  | 81.1%        | Brad Luchini           | 1965-68        |
|     | 81.1%        | Brian Wardle           | 1997-01        |
| 9.  | 79.9%        | Robb Logterman         | 1990-94        |
| 10. | <b>79.4%</b> | <b>Wesley Matthews</b> | <b>2005-08</b> |
| 11. | 78.7%        | Lloyd Walton           | 1973-76        |

### Rebounds

|     |      |                |                |
|-----|------|----------------|----------------|
| 1.  | 1222 | Don Kojis      | 1958-61        |
| 2.  | 1085 | Bo Ellis       | 1973-77        |
| 3.  | 978  | Terry Rand     | 1953-56        |
| 4.  | 938  | Walt Mangham   | 1957-60        |
| 5.  | 771  | Tom Flynn      | 1963-66        |
| 6.  | 768  | Paul Carbins   | 1964-67        |
| 7.  | 765  | Trevor Powell  | 1987-91        |
| 8.  | 753  | John Glaser    | 1955-58        |
| 9.  | 739  | Damon Key      | 1990-94        |
| 10. | 700  | Amal McCaskill | 1991-92, 93-96 |

### Rebounding Average

|     |      |               |         |
|-----|------|---------------|---------|
| 1.  | 15.1 | Don Kojis     | 1958-61 |
| 2.  | 12.7 | Terry Rand    | 1953-56 |
| 3.  | 12.3 | Walt Mangham  | 1957-60 |
| 4.  | 11.7 | Jim Chones    | 1970-72 |
| 5.  | 10.7 | Maurice Lucas | 1972-74 |
| 6.  | 10.6 | John Glaser   | 1955-58 |
| 7.  | 9.9  | Tom Flynn     | 1963-66 |
| 8.  | 9.7  | Paul Carbins  | 1964-67 |
|     | 9.7  | David Boone   | 1985-87 |
| 10. | 9.6  | Larry McNeill | 1971-73 |

### Assists

|     |            |                      |                |
|-----|------------|----------------------|----------------|
| 1.  | 956        | Tony Miller          | 1991-95        |
| 2.  | 617        | Travis Diener        | 2001-05        |
| 3.  | <b>559</b> | <b>Dominic James</b> | <b>2005-08</b> |
| 4.  | 550        | Aaron Hutchins       | 1994-98        |
| 5.  | 480        | Lloyd Walton         | 1973-76        |
| 6.  | 469        | Tony Smith           | 1986-90        |
| 7.  | 430        | Cordell Henry        | 1998-02        |
| 8.  | 409        | Glenn Rivers         | 1980-83        |
| 9.  | 408        | Michael Sims         | 1984-88        |
| 10. | 394        | Michael Wilson       | 1978-82        |

### Blocked Shots

|     |     |                |                |
|-----|-----|----------------|----------------|
| 1.  | 399 | Jim McIlvaine  | 1990-94        |
| 2.  | 175 | Amal McCaskill | 1991-92, 93-96 |
| 3.  | 172 | Faisal Abraham | 1993-97        |
| 4.  | 119 | Michael Wilson | 1978-82        |
| 5.  | 113 | Scott Merritt  | 2000-04        |
| 6.  | 103 | Walter Downing | 1984-86        |
| 7.  | 100 | Ousmane Barro  | 2004-08        |
| 8.  | 93  | Trevor Powell  | 1987-91        |
| 9.  | 89  | Mike Bargaen   | 1995-99        |
| 10. | 84  | Tom Copa       | 1983-87        |

### Steals

|     |            |                      |                |
|-----|------------|----------------------|----------------|
| 1.  | 272        | Michael Wilson       | 1978-82        |
| 2.  | 253        | Mandy Johnson        | 1981-85        |
| 3.  | <b>240</b> | <b>Jerel McNeal</b>  | <b>2005-08</b> |
| 4.  | 203        | Glenn Rivers         | 1980-83        |
| 5.  | <b>202</b> | <b>Dominic James</b> | <b>2005-08</b> |
| 6.  | 190        | Tony Smith           | 1986-90        |
| 7.  | 188        | Michael Sims         | 1984-88        |
| 8.  | 185        | Tony Miller          | 1991-95        |
| 9.  | 165        | Aaron Hutchins       | 1994-98        |
| 10. | 158        | Travis Diener        | 2001-05        |
|     | 158        | Kerry Trotter        | 1982-86        |

### Wins

|    |     |                  |         |
|----|-----|------------------|---------|
| 1. | 101 | Earl Tatum       | 1972-76 |
|    | 101 | Bo Ellis         | 1973-77 |
| 3. | 99  | Butch Lee        | 1974-78 |
|    | 99  | Gary Rosenberger | 1974-78 |
| 5. | 98  | Bernard Toone    | 1975-79 |
| 6. | 91  | Travis Diener    | 2001-05 |
|    | 91  | Todd Townsend    | 2001-05 |
| 8. | 90  | Faisal Abraham   | 1993-97 |
|    | 90  | Chris Crawford   | 1993-97 |
|    | 90  | Anthony Pieper   | 1993-97 |



## Buzz Williams

Head Coach | First Season | Oklahoma City, 1994

The latest era of the storied Marquette men's basketball program began on April 8, 2008 when Buzz Williams was introduced as the University's 16th head coach.

Williams, a highly respected recruiter and veteran of the collegiate coaching ranks, takes over a program poised to make its fourth-straight NCAA Tournament appearance.

In 2007-08, Williams served as an assistant coach with the Golden Eagles in his first season at Marquette. MU concluded the year 25-10 and advanced to the second round of the NCAA Tournament for the first time since 2003.

His coaching career has included stints as an assistant, associate head and head coach. He has nearly 15 years of experience at the NCAA Division I level. Williams has recruited and coached over 20 players who have earned all-conference accolades, including one league player of the year and two conference freshmen of the year.

Williams arrived in Milwaukee after serving for one season as the head coach at the University of New Orleans. He guided the Privateers to a 14-win campaign in 2006-07 and his roster featured Bo McCalebb, the Sun Belt Conference Player of the Year. UNO (14-17) claimed fourth place in the Sun Belt's Western Division and advanced to the league tournament quarterfinals. His recruiting class for the 2007-08 season was ranked in the top 50 nationally by HoopScoop Online.

Prior to UNO, Williams served as an assistant coach and recruiting coordinator at Texas A&M for two seasons (2004-05 - 2005-06) under head coach Billy Gillispie. Both of his recruiting classes with the Aggies were ranked among the best in the nation and featured some of the top-ranked talent at the prep level. The squad made its first NCAA Tournament appearance in 25 years in 2005-06 and the previous team posted the top turnaround in the nation, improving its win total in 2004-05 by 14 games compared to 2003-04.

Williams spent four seasons (2000-01 - 2003-04) at Colorado State, serving as an assistant the first three seasons before being promoted to associate head coach

in 2003-04. Two of his recruiting classes were ranked among the 40-best in the nation, including the 2003 group, which was tabbed No. 1 in the Mountain West Conference.

Colorado State made its first NCAA Tournament appearance in 13 years during his tenure and he was named one of the top assistants in the country by HoopScoop Online. Williams was previously an assistant at Northwestern State (1999-2000), Texas A&M- Kingsville (1998-99) and Texas-Arlington (1994-98).

Williams signed the highest-rated recruiting class in the history of the Southland Conference while at Northwestern State. The Demons advanced to their first ever NCAA tournament the following season and two of his recruited players were named All-Conference, while one was tabbed Southland Conference Tournament MVP.

His accomplishments at Texas A&M-Kingsville include signing the 1998-99 Lone Star Conference Freshman of the Year and a third team All-America guard.

At Texas-Arlington, Williams recruited a Southland Conference Freshman of the Year and signed the first Academic All-American in the school's history. Williams was a student assistant coach from 1992-94 at Oklahoma City University where he assisted the team to the 1994 NAIA championship after it advanced to the Sweet 16 the previous season.

Williams served as a student assistant

### Williams' Career Record

|                            |     |                       |              |
|----------------------------|-----|-----------------------|--------------|
| UALR.....                  | 2-1 | North Texas.....      | 2-0          |
| Arkansas St.....           | 0-2 | Northern Iowa.....    | 1-0          |
| Central Michigan.....      | 1-0 | Northwestern St.....  | 0-1          |
| Chicago St.....            | 1-0 | Notre Dame.....       | 0-0          |
| Cincinnati.....            | 0-0 | Pittsburgh.....       | 0-0          |
| Connecticut.....           | 0-0 | Presbyterian.....     | 1-0          |
| Dayton.....                | 0-1 | Providence.....       | 0-0          |
| Denver.....                | 2-0 | Rutgers.....          | 0-0          |
| DePaul.....                | 0-0 | St. John's.....       | 0-0          |
| Florida Atlantic.....      | 0-2 | Seton Hall.....       | 0-0          |
| Florida International..... | 1-0 | South Alabama.....    | 0-1          |
| Florida St.....            | 0-1 | USF.....              | 0-0          |
| Georgetown.....            | 0-0 | Syracuse.....         | 0-0          |
| Hampton.....               | 0-1 | Tennessee.....        | 0-1          |
| Houston Baptist.....       | 1-0 | Texas Southern.....   | 1-0          |
| IPFW.....                  | 1-0 | UT-Tyler.....         | 1-0          |
| Jacksonville St.....       | 1-0 | Troy.....             | 1-0          |
| Lamar.....                 | 1-0 | Tulane.....           | 1-1          |
| UL-Lafayette.....          | 1-1 | Vermont.....          | 0-1          |
| UL-Monroe.....             | 1-1 | Villanova.....        | 1-0          |
| Louisville.....            | 0-0 | West Virginia.....    | 0-0          |
| Middle Tennessee St.....   | 0-1 | Western Carolina..... | 1-0          |
| Milwaukee.....             | 1-0 | Western Kentucky..... | 0-1          |
| Mississippi.....           | 0-1 | Wisconsin.....        | 1-0          |
| Mississippi St.....        | 0-1 | <b>TOTALS.....</b>    | <b>26-19</b> |
| NC St.....                 | 1-0 |                       |              |

from 1990-92 at Navarro College (Corsicana, Texas) where the team won consecutive conference titles while sporting a 45-17 record during his tenure.

The Van Alstyne, Texas, native earned a bachelor's degree in kinesiology from Oklahoma City University in 1994 before completing his master's work in the same field at Texas A&M-Kingsville in 1999.

Williams is married to the former Corey Norman and the couple has one daughter, Zera, and two sons, Calvin and Mason.

### Coaching Career

|                 |                         |                      |  |
|-----------------|-------------------------|----------------------|--|
| 2007-08         | Assistant Coach         | Marquette            | NCAA Second Round  |
| 2006-07         | Head Coach              | New Orleans          |  |
| 2004-05/2005-06 | Assistant Coach         | Texas A&M            | NCAA Second Round (2005-06)<br>NIT Third Round (2004-05) |
| 2003-04         | Associate Head Coach    | Colorado State       |  |
| 2000-01/2002-03 | Assistant Coach         | Colorado State       | NCAA First Round (2002-03)                               |
| 1999-00         | Assistant Coach         | Northwestern State   |  |
| 1998-99         | Assistant Coach         | Texas A&M-Kingsville |  |
| 1994-95/1997-98 | Assistant Coach         | Texas-Arlington      |  |
| 1992-93/1993-94 | Student Assistant Coach | Oklahoma City Univ.  |  |
| 1990-91/1991-92 | Student Assistant Coach | Navarro College      |  |

### Williams File

|             |   |
|-------------|---|
| Birth Date: | September 1, 1972   |
| Hometown:   | Van Alstyne, Texas  |
| Family:     | Corey (wife) and children Zera (6), Calvin (5) and Mason (2)  |
| Education:  | Texas A&M-Kingsville, 1999 (Master's in Kinesiology)<br>Oklahoma City Univ., 1994 (Bachelor's in Kinesiology) |



**dominicjames**



Sr. | 5-11 | 185 | Guard  
Richmond, IN  
Richmond HS

**mauriceacker**




Jr. | 5-8 | 165 | Guard  
Hazel Crest, IL  
Hillcrest HS/Ball State

**patrickhazel**



So. | 6-7 | 220 | Forward  
Queens, NY  
Blair Academy

**davidcubillan**



Jr. | 6-0 | 175 | Guard  
Maracaibo, Venezuela  
St. Benedict's Prep

**dwightburke**



Sr. | 6-8 | 250 | Forward  
Brooklyn, NY  
St. Benedict's Prep

**josephfulce**




So. | 6-7 | 205 | Forward  
Plano, TX  
Plano HS/Tyler JC

**jerelmcneal**



Sr. | 6-3 | 200 | Guard  
Chicago, IL  
Hillcrest HS

**wesleymatthews**




Sr. | 6-5 | 215 | Guard  
Madison, WI  
Madison Memorial HS

**lazarhayward**




Jr. | 6-6 | 225 | Forward  
Buffalo, NY  
Notre Dame Prep

**jimmybutler**




So. | 6-6 | 215 | Guard  
Tomball, TX  
Tomball HS/Tyler JC

**chrisotule**



Fr. | 6-10 | 245 | Center  
Richmond, TX  
Ft. Bend Bush HS

**robertfrozena**



So. | 6-1 | 180 | Guard  
Sherwood, WI  
St. Mary Central HS

**liammcmorrow**



So. | 7-0 | 260 | Center  
Toronto, Ontario  
West Hills HS/Durham College

**buzzwilliams**



Head Coach  
First Year at Marquette  
Oklahoma City, 1994

## Pronunciation Guide

|                |                       |
|----------------|-----------------------|
| Dominic James  | dom-in-eeek           |
| David Cubillan | dah-veed coo-bee-yahn |
| Jerel McNeal   | juh-rell              |
| Lazar Hayward  | lah-zahr              |
| Joseph Fulce   | fuhlce                |
| Chris Otule    | oh-tool-ay            |

# Marquette Game Notes



Page 11

**Colorado State-Pueblo (exhib.) 73**  
**Marquette 94**

MILWAUKEE (AP) -- Lazar Hayward scored 23 points and Jerel McNeal added 22, making new coach Buzz Williams a winner in No. 16 Marquette's 94-73 victory over Division II Colorado State-Pueblo in their season-opening exhibition game Saturday.

One of Marquette's three senior guards, Wesley Matthews, left the game late in the second half after he appeared to turn an ankle and had to be helped off the court. The severity of his injury was not immediately known.

Matthews scored 16 before the injury, and Dominic James added 11 as the Golden Eagles showed every indication that they'll continue to have the same kind of fast-paced, potent offense they were known for under Crean.

But poor free-throw shooting dogged Marquette on Saturday -- they were 10-for-16 in the first half and 66.7 percent for the game -- and the Golden Eagles allowed the ThunderWolves to avoid a first-half blowout with hot outside shooting.

The Golden Eagles' strong transition game took over in the second half, as Marquette opened up with a 16-8 run that included a 3-pointer and an alley-oop dunk by James and back-to-back fast-break layups by Hayward.

An acrobatic alley-oop layup by Hayward off a pass from McNeal put Marquette ahead 65-44, and Pueblo couldn't shoot its way back into contention.

**Houston Baptist 64**  
**No. 16/17 Marquette 95**

MILWAUKEE (AP) -- Wesley Matthews scored a career-high 27 points and No. 16 Marquette rolled past Houston Baptist 95-64 Friday night in Buzz Williams' debut as the Golden Eagles' head coach.

Jerel McNeal had 20 points and Lazar Hayward added 19 points and 12 rebounds for Marquette. The Golden Eagles never trailed and broke open the game with a 14-0 spurt to start the second half.

Matthews added a career-high eight assists and five steals.

Gordon Watt led Houston Baptist with 17 points and Baron Sauls added 15.

Matthews and McNeal combined for nine points at the start of the second half, turning a 42-34 lead into a 56-34 cushion. Houston Baptist lost the ball five times and missed all four of its shots during the spurt.

Matthews, whose previous career high was 22 points, made 7 of 11 shots, including a pair of 3-pointers, and 11 of 12 free throws.

Marquette forced 25 turnovers and tallied 13 steals. James tied a career high with six steals. Jimmy Butler, a junior college transfer, had 10 points on 5-of-8 shooting.

Marquette, a guard-oriented team already lacking in size, played without two freshmen big men: 6-foot-10 center Chris Otule will miss several weeks after injuring his left foot in practice last week and 6-foot-7 forward Joseph Fulce is out with a knee injury.

**Chicago State 87**  
**No. 15/17 Marquette 106**

MILWAUKEE (AP) -- Marquette scored its most points in almost 28 years, but the Golden Eagles' defensive performance in the second half of a 106-87 victory over Chicago State on Monday night left first-year coach Buzz Williams disappointed.

"It's not poor me, it's not pity me, I'm not trying to be a prophet or foresee the future, but we can't allow teams to score 51 points (in the second half) in our building," Williams said. "To be honest with you, you can't allow teams to score 51 points whether you're playing at a park or no matter what gym."

Wesley Matthews scored 26 points for the Golden Eagles (2-0), who last scored 106 points against Charleston on Dec. 1, 1980. He shot 7-for-14 from the field and made all 10 of his free throws to go with nine rebounds, three assists, two blocks and two steals.

Matthews had 27 points in the season opener and is one of the reasons the Golden Eagles have scored at least 90 points in consecutive games for the first time since the 1994-95 season.

"I think he's a lot more comfortable," said teammate Lazar Hayward, who scored 19 of his 21 points in the second half. "This offense is predicated on guys who can do a lot of different things. That's why he stands out a little more than last year."

Jerel McNeal added 17 points, six assists and four rebounds for Marquette.

| CSU-Pueblo 73, Marquette 94  |       |       |       |      |     |     |    |    |    |    |     |  |
|--|-------|-------|-------|------|-----|-----|----|----|----|----|-----|--|
| Nov. 8, 2008 Milwaukee, Wis.   |       |       |       |      |     |     |    |    |    |    |     |  |
| CSU-PUEBLO   | min   | fg-a  | 3fg-a | ft-a | reb | ast | to | bk | st | pf | pts |  |
| Jake Trahern   | 20    | 1-4   | 0-0   | 0-3  | 3   | 1   | 1  | 1  | 1  | 3  | 2   |  |
| Rome Smith   | 31    | 6-17  | 2-7   | 0-0  | 1   | 3   | 1  | 0  | 2  | 3  | 14  |  |
| Mario Balinton   | 20    | 2-4   | 2-3   | 3-4  | 1   | 1   | 4  | 0  | 0  | 2  | 9   |  |
| Marc Williams  | 20    | 2-5   | 0-0   | 0-0  | 3   | 2   | 2  | 0  | 1  | 3  | 4   |  |
| Roman Van Allen  | 25    | 2-6   | 2-5   | 0-0  | 2   | 2   | 4  | 0  | 0  | 1  | 6   |  |
| Justin Everett   | 6     | 1-1   | 1-1   | 0-0  | 1   | 0   | 0  | 0  | 0  | 1  | 3   |  |
| Ty Trahern   | 10    | 0-2   | 0-1   | 2-2  | 1   | 1   | 0  | 0  | 0  | 1  | 2   |  |
| Ken Moses  | 16    | 2-2   | 2-2   | 0-0  | 1   | 0   | 0  | 0  | 2  | 3  | 6   |  |
| Jazz Williams  | 4     | 0-1   | 0-1   | 0-0  | 0   | 0   | 1  | 0  | 0  | 0  | 0   |  |
| Imari Thomas   | 19    | 4-10  | 1-1   | 4-4  | 6   | 0   | 1  | 1  | 0  | 2  | 13  |  |
| Daniel Pierce  | 10    | 1-5   | 1-5   | 2-2  | 2   | 2   | 0  | 0  | 0  | 2  | 5   |  |
| Dwayne Pierce  | 19    | 3-6   | 1-3   | 2-2  | 3   | 2   | 2  | 0  | 1  | 3  | 9   |  |
| Team   |       |       |       |      | 7   |     |    |    |    |    |     |  |
| Totals   | 24-63 | 12-29 | 13-17 | 31   | 14  | 16  | 2  | 7  | 24 | 73 |     |  |
| MARQUETTE  | min   | fg-a  | 3fg-a | ft-a | reb | ast | to | bk | st | pf | pts |  |
| Dwight Burke   | 18    | 0-0   | 0-0   | 3-4  | 7   | 2   | 2  | 0  | 0  | 2  | 3   |  |
| Lazar Hayward  | 26    | 9-15  | 2-4   | 3-4  | 13  | 1   | 0  | 1  | 1  | 3  | 23  |  |
| Dominic James  | 34    | 5-9   | 1-2   | 0-0  | 3   | 7   | 4  | 0  | 0  | 1  | 11  |  |
| Jerel McNeal   | 30    | 8-17  | 3-10  | 3-8  | 3   | 6   | 4  | 1  | 2  | 0  | 22  |  |
| Wesley Matthews  | 26    | 6-12  | 2-7   | 2-2  | 5   | 4   | 1  | 0  | 0  | 2  | 16  |  |
| Maurice Acker  | 18    | 1-7   | 0-3   | 0-0  | 4   | 5   | 2  | 0  | 1  | 2  | 2   |  |
| Patrick Hazel  | 12    | 2-3   | 0-0   | 0-0  | 4   | 1   | 0  | 3  | 1  | 0  | 4   |  |
| Jimmy Butler   | 19    | 1-2   | 0-0   | 7-7  | 6   | 1   | 1  | 0  | 0  | 3  | 9   |  |
| Chris Otule  | 15    | 2-2   | 0-0   | 0-2  | 2   | 1   | 0  | 2  | 1  | 5  | 4   |  |
| Robert Frozena   | 2     | 0-0   | 0-0   | 0-0  | 0   | 0   | 0  | 0  | 0  | 0  | 0   |  |
| Team   |       |       |       |      | 1   |     |    |    |    |    |     |  |
| Totals   | 34-67 | 8-26  | 18-27 | 48   | 28  | 14  | 7  | 6  | 18 | 94 |     |  |
| <b>Halftime:</b> MU 49-36. <b>Dead Ball Rebounds:</b> 3-3. <b>Technical:</b> None. <b>Officials:</b> Ed Hightower, James Breeding, Brent Hampton. <b>Attendance:</b> 13,124. |       |       |       |      |     |     |    |    |    |    |     |  |

| Houston Baptist 64, Marquette 95   |       |      |       |       |     |     |    |    |    |    |     |  |
|--|-------|------|-------|-------|-----|-----|----|----|----|----|-----|--|
| Nov. 14, 2008 Milwaukee, Wis.  |       |      |       |       |     |     |    |    |    |    |     |  |
| HBU  | min   | fg-a | 3fg-a | ft-a  | reb | ast | to | bk | st | pf | pts |  |
| Demetrius Judge  | 31    | 3-7  | 1-3   | 3-3   | 10  | 0   | 5  | 0  | 2  | 3  | 10  |  |
| Gordon Watt  | 22    | 5-10 | 1-4   | 6-9   | 9   | 2   | 3  | 0  | 1  | 5  | 17  |  |
| Mario Flaherty   | 17    | 0-4  | 0-0   | 0-0   | 1   | 0   | 2  | 0  | 0  | 3  | 0   |  |
| Justin Wilton  | 20    | 1-3  | 0-1   | 0-1   | 0   | 2   | 5  | 0  | 2  | 3  | 2   |  |
| Baron Sauls  | 35    | 6-14 | 2-5   | 1-2   | 1   | 3   | 7  | 0  | 1  | 1  | 15  |  |
| Sean Morris  | 16    | 3-8  | 3-7   | 0-0   | 1   | 1   | 0  | 0  | 0  | 4  | 9   |  |
| Joe Alang  | 13    | 1-3  | 1-3   | 0-0   | 1   | 0   | 0  | 0  | 1  | 2  | 3   |  |
| Fred Hinnenkamp  | 10    | 0-0  | 0-0   | 0-2   | 2   | 0   | 1  | 0  | 0  | 1  | 0   |  |
| Andrew Puzyk   | 9     | 1-2  | 0-1   | 0-0   | 1   | 0   | 0  | 0  | 0  | 1  | 2   |  |
| Jimmy Sanders  | 3     | 0-0  | 0-0   | 0-0   | 1   | 0   | 0  | 0  | 0  | 1  | 0   |  |
| Jerem Havard   | 24    | 1-2  | 0-0   | 4-6   | 1   | 0   | 1  | 2  | 1  | 4  | 6   |  |
| Team   |       |      |       |       | 3   |     |    |    |    |    |     |  |
| Totals   | 21-53 | 8-24 | 14-23 | 31    | 8   | 25  | 2  | 8  | 28 | 64 |     |  |
| MARQUETTE  | min   | fg-a | 3fg-a | ft-a  | reb | ast | to | bk | st | pf | pts |  |
| Dwight Burke   | 13    | 0-0  | 0-0   | 0-1   | 2   | 0   | 0  | 0  | 0  | 5  | 0   |  |
| Lazar Hayward  | 24    | 8-12 | 1-4   | 2-2   | 12  | 2   | 1  | 0  | 1  | 3  | 19  |  |
| Dominic James  | 26    | 2-5  | 0-3   | 1-2   | 2   | 5   | 4  | 0  | 6  | 1  | 5   |  |
| Jerel McNeal   | 32    | 7-17 | 1-8   | 5-5   | 4   | 5   | 2  | 1  | 1  | 1  | 20  |  |
| Wesley Matthews  | 31    | 7-11 | 2-3   | 11-12 | 5   | 8   | 5  | 0  | 5  | 2  | 27  |  |
| Maurice Acker  | 16    | 1-6  | 0-1   | 2-2   | 5   | 1   | 0  | 0  | 0  | 3  | 4   |  |
| Patrick Hazel  | 12    | 3-3  | 0-0   | 1-3   | 4   | 0   | 0  | 1  | 0  | 3  | 7   |  |
| David Cubilan  | 11    | 1-4  | 1-3   | 0-2   | 0   | 1   | 1  | 0  | 0  | 0  | 3   |  |
| Jimmy Butler   | 24    | 5-8  | 0-0   | 0-1   | 4   | 1   | 0  | 1  | 0  | 3  | 10  |  |
| Robert Frozena   | 1     | 0-0  | 0-0   | 0-0   | 1   | 0   | 0  | 0  | 0  | 1  | 0   |  |
| Team   |       |      |       |       | 2   |     |    |    |    |    |     |  |
| Totals   | 34-66 | 5-22 | 22-30 | 41    | 23  | 13  | 3  | 13 | 22 | 95 |     |  |
| <b>Halftime:</b> MU 42-34. <b>Dead Ball Rebounds:</b> 4-4. <b>Technical:</b> None. <b>Officials:</b> Tim Higgins, Michael Stephens, Chris Beaver. <b>Attendance:</b> 13,668. |       |      |       |       |     |     |    |    |    |    |     |  |

| Chicago St. 87, Marquette 106   |       |       |       |       |     |     |    |    |    |     |     |  |
|---|-------|-------|-------|-------|-----|-----|----|----|----|-----|-----|--|
| Nov. 17, 2008 Milwaukee, Wis.   |       |       |       |       |     |     |    |    |    |     |     |  |
| CHICAGO ST.   | min   | fg-a  | 3fg-a | ft-a  | reb | ast | to | bk | st | pf  | pts |  |
| Carl Montgomery   | 16    | 4-9   | 0-0   | 1-2   | 7   | 1   | 1  | 0  | 0  | 4   | 9   |  |
| Tawrence Walton   | 29    | 3-8   | 0-1   | 1-2   | 5   | 0   | 2  | 0  | 0  | 4   | 7   |  |
| Mike Wilson   | 21    | 3-8   | 2-6   | 0-2   | 3   | 4   | 4  | 0  | 1  | 3   | 8   |  |
| David Holston   | 30    | 11-22 | 7-13  | 4-7   | 3   | 3   | 3  | 0  | 1  | 3   | 33  |  |
| John Cantrell   | 39    | 8-17  | 0-2   | 5-6   | 7   | 3   | 3  | 2  | 3  | 3   | 21  |  |
| Steve Martin  | 8     | 0-0   | 0-0   | 1-2   | 0   | 0   | 1  | 0  | 0  | 0   | 0   |  |
| David Anderson  | 4     | 0-1   | 0-1   | 0-0   | 0   | 0   | 0  | 0  | 0  | 0   | 0   |  |
| Nemanja Stankovic   | 6     | 0-0   | 0-0   | 2-2   | 1   | 0   | 1  | 0  | 1  | 0   | 2   |  |
| Christian Wall  | 24    | 1-3   | 0-0   | 2-2   | 2   | 0   | 1  | 0  | 1  | 5   | 4   |  |
| Kabang Kasamba  | 8     | 0-1   | 0-1   | 0-0   | 1   | 0   | 0  | 0  | 0  | 1   | 0   |  |
| Hajjije Martin  | 12    | 1-4   | 0-0   | 0-0   | 4   | 1   | 0  | 0  | 0  | 4   | 2   |  |
| Pawel Kielbasa  | 3     | 0-0   | 0-0   | 0-0   | 1   | 0   | 0  | 0  | 0  | 1   | 0   |  |
| Team  |       |       |       |       | 5   |     |    |    |    |     |     |  |
| Totals  | 31-73 | 9-24  | 16-25 | 39    | 12  | 16  | 3  | 6  | 29 | 87  |     |  |
| MARQUETTE   | min   | fg-a  | 3fg-a | ft-a  | reb | ast | to | bk | st | pf  | pts |  |
| Dwight Burke  | 13    | 1-1   | 0-0   | 1-2   | 3   | 1   | 1  | 0  | 0  | 2   | 3   |  |
| Lazar Hayward   | 28    | 8-15  | 1-5   | 4-5   | 9   | 1   | 3  | 0  | 0  | 4   | 21  |  |
| Dominic James   | 25    | 3-7   | 0-1   | 2-9   | 4   | 3   | 0  | 1  | 1  | 3   | 8   |  |
| Jerel McNeal  | 34    | 6-12  | 2-4   | 3-5   | 4   | 6   | 1  | 1  | 1  | 4   | 17  |  |
| Wesley Matthews   | 32    | 7-14  | 2-2   | 10-10 | 9   | 3   | 2  | 2  | 2  | 2   | 26  |  |
| Maurice Acker   | 15    | 2-5   | 1-2   | 2-2   | 0   | 0   | 0  | 0  | 0  | 2   | 4   |  |
| Patrick Hazel   | 22    | 3-3   | 0-0   | 4-6   | 5   | 1   | 3  | 2  | 1  | 2   | 10  |  |
| David Cubilan   | 16    | 2-4   | 2-4   | 2-2   | 1   | 2   | 2  | 0  | 0  | 1   | 8   |  |
| Jimmy Butler  | 15    | 2-4   | 0-1   | 2-2   | 2   | 1   | 1  | 0  | 0  | 3   | 6   |  |
| Team  |       |       |       |       | 5   |     |    |    |    |     |     |  |
| Totals  | 34-65 | 8-19  | 30-43 | 42    | 18  | 13  | 6  | 7  | 27 | 106 |     |  |
| <b>Halftime:</b> MU 52-36. <b>Dead Ball Rebounds:</b> CSU 5-4. <b>Technical:</b> None. <b>Officials:</b> Tim Nestor, Mike Nance, Tony Dawkins. <b>Attendance:</b> 12,966. |       |       |       |       |     |     |    |    |    |     |     |  |

**beyond!THE BOX SCORE**

Six of the 10 players to see action against HBU either matched or set new career highs in at least one statistical category.

# Marquette Game Notes



Page 12

**Milwaukee 80**  
**No. 15/17 Marquette 100**

MILWAUKEE (AP) -- Wesley Matthews scored 25 points and Lazar Hayward had a career-high 25 and 10 rebounds as No. 17 Marquette continued its dominance over Wisconsin-Milwaukee with a 100-80 triumph on Saturday.

Jerel McNeal had 22 points and five steals and Dominic James added 16 and eight assists for the Golden Eagles (3-0), who have won all 36 meetings between the two schools which are separated by four miles. The winning streak is the second-longest active stretch against one opponent - Syracuse has beaten Colgate 42 straight times.

Marquette led by five at the break and scored the first 10 points after intermission to take a 55-40 lead with 18:12 remaining.

Patrick Hazel's putback of his own miss capped a 12-3 run as the Golden Eagles extended their lead to 67-48 with 13:52 remaining.

It was the third straight game of at least 25 points for Matthews, who scored a career-high 27 in Marquette's season-opening win against Houston Baptist.

Marquette jumped out to a 9-2 lead but Wisconsin-Milwaukee came right back and the contest was close throughout the first half.

Jason Averkamp's three-point play with 6:08 left gave the Panthers a 36-33 lead but the Golden Eagles closed strong, taking a 45-40 advantage into the locker room as Hayward had five points down the stretch.

**Texas Southern 68**  
**No. 15/15 Marquette 85**

MILWAUKEE (AP) -- Jerel McNeal scored 20 points and Lazar Hayward added 18 to lead No. 15 Marquette to a 85-68 victory over Texas Southern on Tuesday night.

Marquette (4-0) failed to score 100 points for the first time in three games as the Golden Eagles struggled at times in the first half against Texas Southern (0-4). Marquette, which had averaged a Big East leading 100.3 points in its first three games, ended up with 19 turnovers.

Marquette turned it up on the defensive end, forcing 20 turnovers resulting in 29 points. The Golden Eagles had a total of 11 steals, led by McNeal with four. Wesley Matthews, who averaged 26 points in Marquette's first three games, had 13 and Dominic James added 11 points.

Marquette was bidding to set a school record of three straight games with scoring at least 100 points. The last time Marquette scored 100 points for two straight games was during the 1954-55 season when it beat Bowling Green and Detroit.

Texas Southern got the closest it would get in the second half when Hall stole the ball and scored on a dunk with 18 minutes remaining to cut the deficit to 52-42. But Marquette responded with a 15-6 run over the next 5 minutes to grab a 57-38 lead with 13:05 remaining when James stole the ball and score on a lay in.

**Northern Iowa 43**  
**No. 15/15 Marquette 73**

CHICAGO (AP) -- Wesley Matthews scored 17 points and No. 15 Marquette used a 20-0 first-half run Friday night to rout Northern Iowa 73-43 in the Chicago Invitational Challenge.

Playing its first game outside of Milwaukee this season, Marquette (5-0) cruised to victory before a small crowd at the Sears Centre. The Golden Eagles also got 15 points from Lazar Hayward and 13 from Jerel McNeal.

Northern Iowa (3-2) was led by Kwadzo Ahelegbe's 11 points.

After an initial feeling-out period, the Golden Eagles broke it open early with the 20-0 run, using a variety of shots and strong defense. During the spurt, Matthews hit a 3-pointer, Dominic James made two 3s' on either side of a timeout, Jimmy Butler followed in a miss and McNeal found the range on yet another 3-pointer on a pass from James.

After another timeout, Patrick Hazel--who started the run with two free throws--had a lay in and then McNeal drove for a sweeping bank shot.

That made it 32-8 with just over five minutes left in the half as the Golden Eagles' quickness and leaping ability were obvious factors early on against the Panthers, who went more than seven minutes without scoring. Marquette had a 20-10 first-half rebounding edge.

Northern scrapped back with eight straight of its own but Marquette maintained control and led 37-18 at the half.

| Milwaukee 100, Marquette 80  |   |
|--|---|
| Nov. 22, 2008 Milwaukee, Wis.  |   |
| MILWAUKEE  | min fg-a 3fg-a ft-a reb ast to bk st pf pts |
| Tony Meier   | .14 1-4 1-2 0-0 0 0 3 0 0 5 3               |
| Anthony Hill   | .15 1-4 0-0 0-0 2 0 1 0 0 3 2               |
| Deonte Roberts   | .25 4-9 0-0 0-0 3 7 0 0 1 5 8               |
| Ricky Franklin   | .34 1-10 0-4 4-4 7 1 1 0 0 4 6              |
| Tone Boyle   | .38 7-15 3-6 6-7 5 0 5 0 0 2 23             |
| Avery Smith  | .27 7-17 2-3 6-9 6 0 3 0 0 3 22             |
| Deion James  | .20 1-3 0-1 4-4 5 0 1 0 0 0 6               |
| Zach Holt  | .2 0-0 0-0 0-0 0 0 0 0 0 0 0                |
| Kaylan Anderson  | .2 0-0 0-0 0-0 1 0 1 0 0 0 0                |
| Jason Averkamp   | .7 1-1 0-0 3-3 2 0 0 0 0 1 5                |
| James Eayrs  | .16 2-3 1-2 0-0 1 2 0 0 0 2 5               |
| Team   | 2   |
| Totals   | 25-66 7-18 23-37 34 10 15 0 1 26 80         |
| MARQUETTE  | min fg-a 3fg-a ft-a reb ast to bk st pf pts |
| Dwight Burke   | .15 1-1 0-0 1-2 4 0 2 0 0 4 3               |
| Lazar Hayward  | .30 8-14 1-3 8-10 10 1 1 0 1 1 25           |
| Dominic James  | .33 5-12 2-5 4-4 3 8 1 1 3 4 16             |
| Jerel McNeal   | .30 9-18 1-5 3-4 4 2 0 0 5 4 22             |
| Wesley Matthews  | .34 8-16 0-2 9-10 7 2 1 1 1 2 25            |
| Maurice Acker  | .16 1-5 0-2 1-3 2 1 1 0 0 1 3               |
| Patrick Hazel  | .19 2-3 0-0 0-0 6 0 0 0 1 0 4               |
| David Cubillan   | .14 1-3 0-1 0-1 3 1 1 0 1 5 2               |
| Jimmy Butler   | .7 0-0 0-0 0-0 1 0 1 0 0 0 0                |
| Robert Frozema   | .2 0-0 0-0 0-0 1 0 2 0 0 0 0                |
| Team   | 4   |
| Totals   | 35-72 4-18 26-34 45 15 10 3 11 22 100       |
| <b>Halftime:</b> MU 45-40. <b>Dead Ball Rebounds:</b> MU 4-2.  |   |
| <b>Technical:</b> None. <b>Officials:</b> John Cahill, Jim Haney, Mike Roberts. <b>Attendance:</b> 15,168. |   |

| Texas Southern 68, Marquette 85  |   |
|--|---|
| Nov. 25, 2008 Milwaukee, Wis.  |   |
| TEXAS SO.  | min fg-a 3fg-a ft-a reb ast to bk st pf pts |
| Jacques Jones  | .36 4-7 1-1 1-2 6 2 3 1 2 2 10              |
| Ricky Boyles   | .26 7-10 0-0 0-1 11 0 3 2 1 5 14            |
| Michael Drewry   | .22 1-5 0-0 0-1 1 0 0 0 0 5 2               |
| Deandre Hall   | .31 9-19 1-2 0-0 3 3 7 0 4 4 19             |
| Matthew Miller   | .36 2-6 0-3 8-10 3 5 3 0 2 1 12             |
| Damian Henderson   | .1 0-0 0-0 0-0 0 0 0 0 0 0 0                |
| Hamid Ford   | .7 0-0 0-0 1-2 0 1 2 0 1 1 1                |
| David Burrell  | .13 0-1 0-1 0-0 0 1 2 0 2 1 0               |
| Sollie Norwood   | .28 2-4 2-4 4-7 0 2 0 0 1 4 10              |
| Team   | 3   |
| Totals   | 25-52 4-11 14-23 27 14 20 3 13 24 68        |
| MARQUETTE  | min fg-a 3fg-a ft-a reb ast to bk st pf pts |
| Dwight Burke   | .13 1-2 0-0 0-0 1 0 1 0 0 4 2               |
| Lazar Hayward  | .30 5-13 0-1 8-10 9 0 4 0 0 2 18            |
| Dominic James  | .28 4-7 2-4 1-2 4 4 1 0 3 4 11              |
| Jerel McNeal   | .31 5-12 4-7 6-6 8 5 6 0 4 2 20             |
| Wesley Matthews  | .26 3-10 0-3 7-10 6 3 4 1 3 4 13            |
| Maurice Acker  | .19 3-5 3-4 1-2 2 2 0 0 1 3 10              |
| Patrick Hazel  | .15 1-3 0-0 0-2 4 0 1 1 0 1 2               |
| David Cubillan   | .16 1-6 1-4 0-0 1 2 2 0 0 1 3               |
| Jimmy Butler   | .21 1-2 0-0 4-4 4 1 0 1 0 1 6               |
| Robert Frozema   | .1 0-2 0-0 0-0 2 0 0 0 0 0 0                |
| Team   | 2   |
| Totals   | 24-62 10-23 27-36 43 17 19 3 11 22 85       |
| <b>Halftime:</b> MU 38-25. <b>Dead Ball Rebounds:</b> MU 7-5.  |   |
| <b>Technical:</b> None. <b>Officials:</b> Ron Groover, Earl Robinson, Bruce Bell. <b>Attendance:</b> 12,993. |   |

| Northern Iowa 43, Marquette 73   |   |
|--|---|
| Nov. 28, 2008 Chicago, Ill.  |   |
| NORTHERN IOWA  | min fg-a 3fg-a ft-a reb ast to bk st pf pts |
| Adam Koch  | .25 2-6 0-0 2-2 0 2 1 0 0 2 6               |
| Jordan Elgseder  | .22 4-6 0-0 0-0 6 0 0 1 1 3 8               |
| Kwadzo Ahelegbe  | .28 5-9 1-2 0-0 1 5 2 0 2 1 11              |
| Johnny Moran   | .25 2-7 1-6 0-0 6 2 5 0 0 2 5               |
| Ali Farokhmanesh   | .26 1-6 1-6 0-0 1 1 1 0 1 3 3               |
| Brian Haak   | .4 0-0 0-0 0-0 0 0 0 0 1 1 0                |
| Jon Montgomery   | .14 0-3 0-2 1-3 5 0 0 0 0 1 1               |
| Travis Brown   | .17 0-2 0-2 0-0 2 1 5 0 0 4 0               |
| Kerwin Dunham  | .13 2-6 0-1 0-0 0 1 0 0 0 2 4               |
| Lucas O'Rear   | .19 1-3 0-0 1-2 6 1 0 0 0 2 3               |
| Anthony James  | .7 1-3 0-2 0-0 0 0 0 0 0 0 2                |
| Team   | 2   |
| Totals   | 18-51 3-21 4-7 29 13 14 1 5 21 43           |
| MARQUETTE  | min fg-a 3fg-a ft-a reb ast to bk st pf pts |
| Dwight Burke   | .30 0-0 0-0 1-4 6 0 1 1 0 3 1               |
| Lazar Hayward  | .28 5-11 2-5 3-6 8 1 3 0 1 2 15             |
| Dominic James  | .21 3-10 2-5 0-0 3 6 1 0 2 0 8              |
| Jerel McNeal   | .22 5-9 3-4 0-0 3 3 1 0 2 1 13              |
| Wesley Matthews  | .26 5-8 2-4 5-6 7 2 3 0 1 2 17              |
| David Cubillan   | .22 2-6 2-5 1-2 3 3 0 0 1 1 7               |
| Maurice Acker  | .19 2-6 0-4 0-0 1 3 0 0 1 0 4               |
| Jimmy Butler   | .17 1-1 0-0 2-2 4 2 1 0 0 1 4               |
| Patrick Hazel  | .10 1-1 0-0 2-2 2 0 0 0 0 5 4               |
| Robert Frozema   | .5 0-1 0-0 0-0 2 0 0 0 0 0 0                |
| Team   | 3   |
| Totals   | 24-53 11-27 14-22 42 20 10 1 8 15 73        |
| <b>Halftime:</b> MU 37-18. <b>Dead Ball Rebounds:</b> MU 2-0.  |   |
| <b>Technical:</b> None. <b>Officials:</b> Frank Raposo, Tim Kelly, Ron Tyburski. <b>Attendance:</b> 3,087. |   |

**beyond THE BOX SCORE**

The victory over the Panthers marked the first time all season MU didn't have at least four players finish with double figures in points.

# Marquette Game Notes



Page 13

**Dayton 89**  
**No. 15/15 Marquette 75**

CHICAGO (AP) -- Rob Lowery scored a career-high 21 points Saturday night and Dayton used its depth and quickness to beat No. 15 Marquette 89-75 in the final of the Chicago Invitational Challenge.

Stephen Thomas converted a three-point play and Johnson tipped in a basket as Dayton expanded a one-point halftime lead to eight early in the second. And the Flyers kept going right at Marquette. Lowery hit a 3-pointer off the dribble and Wright's flying slam dunk gave Dayton a 54-45 lead with 13:13 to go.

Wright drove for another basket and Johnson converted a three-point play for a 59-46 lead with about 12 minutes to go. When Mickey Perry drove for yet another layup, the Flyers were up by 15 with just under 11 minutes left.

Lowery hit another jumper, just beating the shot clock, to give the Flyers a 71-53 lead with 7:34 to go.

Marquette battled back as James hit two baskets and Matthews scored and then made a pair of free throws after a steal to cut the lead to 10 with 5:33 remaining, a stretch that saw the Flyers miss three straight free throws.

David Cubillan's 3-pointer with just over five minutes left got the Golden Eagles within eight, but Dayton hung on as London Warren sank a jumper and the Flyers found the touch from the line, making seven straight. They hit 12 of their final 16 free throws.

**Central Michigan 67**  
**No. 25/rv Marquette 81**

MILWAUKEE (AP) -- Marquette never practices shooting free throws. The Golden Eagles got all the work they needed at the line against Central Michigan anyway.

Wesley Matthews went 10-for-10 on free throws and scored 18 points, Dominic James added 15 points and No. 25 Marquette bounced back from its first loss with an aggressive defense that stymied the Chippewas in an 81-67 victory Tuesday night.

When that happened, Marquette went to the line, shooting 81.6 percent (31-of-38) in a game that featured 49 fouls and a plodding pace.

"We talk about defending without fouling more times that I tell my wife I love her," Marquette coach Buzz Williams said.

James added seven rebounds and five assists with just one turnover, while Lazar Hayward, who fouled out, scored 14 points. Central Michigan had eight players with at least three fouls.

Jerel McNeal, who finished with 14 points, hit a jumper as time expired in the first half, and Marquette began pulling away to start the second, outworking Central Michigan (2-4) on the glass at key points with a 13-4 run to start the half.

It was never more apparent than when Hayward missed the second of two free throws. Matthews pulled down the rebound and was fouled on the putback, converting the three-point play to make it 47-31.

**No. rv/22 Wisconsin 58**  
**No. 25/rv Marquette 61**

MILWAUKEE (AP) -- Jerel McNeal scored a season-high 26 points, leading No. 25 Marquette on a second-half comeback to beat in-state rival Wisconsin 61-58.

McNeal scored 19 of his points in the second half, including the go-ahead 3-pointer with 5:26 left. Marquette (7-1) survived a late 3-pointer and layup by Wisconsin's Trevon Hughes and some shaky free-throw shooting of its own to hold on in the final minutes.

Hughes' 3-pointer cut Marquette's lead to 58-54 with 1:20 left in the game. An errant Marquette pass then dribbled out of bounds to Wisconsin, but the Badgers' Joe Krabbenhoft stepped on the baseline on the other end to give the ball back to Marquette.

Lazar Hayward hit one of two free throws, but Hughes hit a layup to cut the lead to 59-56 with 25.9 seconds left. Maurice Acker and Hayward each hit only one of their two free throw attempts in the final 22 seconds, but the Golden Eagles held on to win.

Marquette trailed 33-27 at the half. But with Hughes in foul trouble and sitting out early in the second half, Marquette went on a 12-5 run to tie the game at 46 with just over 10 minutes left in the game — with all 12 points coming from McNeal.

The Golden Eagles had a chance to take the lead after a steal by Dominic James, but Hayward was called for an offensive foul on an aggressive drive to the basket.

| Dayton 89, Marquette 75  |       |      |       |       |     |               |    |    |    |    |     |  |
|--|-------|------|-------|-------|-----|---------------|----|----|----|----|-----|--|
| Nov. 29, 2008  |       |      |       |       |     | Chicago, Ill. |    |    |    |    |     |  |
| DAYTON   | min   | fg-a | 3fg-a | ft-a  | reb | ast           | to | bk | st | pf | pts |  |
| Charles Little   | 18    | 2-5  | 0-0   | 3-4   | 3   | 1             | 1  | 0  | 0  | 5  | 7   |  |
| Chris Wright   | 32    | 4-9  | 0-0   | 5-10  | 13  | 4             | 0  | 1  | 2  | 4  | 13  |  |
| Kurt Huelisman   | 19    | 3-5  | 0-0   | 2-2   | 2   | 1             | 1  | 1  | 0  | 3  | 8   |  |
| London Warren  | 14    | 1-2  | 0-0   | 5-9   | 1   | 2             | 2  | 0  | 1  | 4  | 7   |  |
| Marcus Johnson   | 19    | 1-1  | 0-0   | 4-4   | 2   | 0             | 1  | 0  | 0  | 3  | 6   |  |
| Mickey Perry   | 13    | 3-4  | 0-1   | 0-0   | 0   | 0             | 0  | 0  | 1  | 4  | 6   |  |
| Stephen Thomas   | 8     | 2-3  | 0-0   | 1-1   | 0   | 0             | 0  | 0  | 1  | 0  | 5   |  |
| Paul Williams  | 11    | 0-3  | 0-1   | 0-0   | 1   | 0             | 0  | 0  | 0  | 2  | 0   |  |
| Luke Fabricius   | 9     | 1-3  | 1-2   | 0-0   | 0   | 0             | 1  | 1  | 1  | 1  | 3   |  |
| Rob Lowery   | 23    | 9-13 | 2-4   | 1-2   | 1   | 1             | 3  | 0  | 0  | 1  | 21  |  |
| Devin Searcy   | 14    | 0-0  | 0-0   | 1-2   | 4   | 1             | 1  | 2  | 0  | 3  | 1   |  |
| Chris Johnson  | 20    | 4-9  | 1-3   | 3-5   | 11  | 1             | 1  | 0  | 0  | 0  | 12  |  |
| Team   |       |      |       |       | 4   |               |    |    |    |    |     |  |
| Totals   | 30:57 | 4-11 | 25-39 | 42    | 11  | 11            | 5  | 6  | 30 | 89 |     |  |
| MARQUETTE  | min   | fg-a | 3fg-a | ft-a  | reb | ast           | to | bk | st | pf | pts |  |
| Dwight Burke   | 19    | 0-1  | 0-0   | 2-4   | 3   | 0             | 0  | 0  | 0  | 3  | 2   |  |
| Lazar Hayward  | 24    | 2-7  | 0-1   | 1-1   | 8   | 0             | 3  | 0  | 0  | 5  | 5   |  |
| Dominic James  | 35    | 6-13 | 2-6   | 5-11  | 7   | 8             | 2  | 0  | 2  | 4  | 19  |  |
| Jerel McNeal   | 33    | 7-23 | 1-8   | 1-3   | 6   | 3             | 3  | 0  | 1  | 5  | 16  |  |
| Wesley Matthews  | 38    | 7-12 | 0-3   | 14-17 | 7   | 1             | 3  | 0  | 1  | 2  | 28  |  |
| David Cubillan   | 20    | 2-3  | 1-2   | 0-0   | 1   | 1             | 0  | 0  | 0  | 3  | 5   |  |
| Maurice Acker  | 14    | 0-1  | 0-0   | 0-0   | 3   | 2             | 0  | 0  | 2  | 0  | 0   |  |
| Jimmy Butler   | 9     | 0-1  | 0-0   | 0-0   | 1   | 0             | 1  | 0  | 0  | 4  | 0   |  |
| Patrick Hazel  | 8     | 0-0  | 0-0   | 0-0   | 0   | 0             | 0  | 0  | 0  | 0  | 0   |  |
| Team   |       |      |       |       | 3   |               |    |    |    |    |     |  |
| Totals   | 24:61 | 4-20 | 23-36 | 39    | 13  | 14            | 0  | 4  | 28 | 75 |     |  |
| <b>Halftime:</b> UD 33-32. <b>Dead Ball Rebounds:</b> MU 5-5. <b>Technical:</b> None. <b>Officials:</b> Tim Nestor, Frank Raposo, Tim Kelly. <b>Attendance:</b> 4,780. |       |      |       |       |     |               |    |    |    |    |     |  |

| Central Michigan 67, Marquette 81  |       |      |       |       |     |                 |    |    |    |    |     |  |
|--|-------|------|-------|-------|-----|-----------------|----|----|----|----|-----|--|
| Dec. 2, 2008   |       |      |       |       |     | Milwaukee, Wis. |    |    |    |    |     |  |
| CMU  | min   | fg-a | 3fg-a | ft-a  | reb | ast             | to | bk | st | pf | pts |  |
| Chris Kellermann   | 23    | 5-14 | 0-6   | 2-2   | 5   | 1               | 1  | 0  | 1  | 4  | 12  |  |
| Jacoby Hardiman  | 35    | 8-12 | 0-0   | 4-6   | 7   | 2               | 3  | 1  | 2  | 3  | 20  |  |
| Jeremy Allen   | 33    | 8-17 | 2-6   | 1-1   | 3   | 1               | 5  | 0  | 0  | 4  | 19  |  |
| Robbie Harman  | 36    | 3-12 | 2-9   | 2-4   | 3   | 7               | 2  | 0  | 2  | 4  | 10  |  |
| Antonio Weary  | 33    | 0-4  | 0-2   | 0-0   | 4   | 2               | 1  | 0  | 0  | 3  | 0   |  |
| Lawrence Bridges   | 7     | 0-2  | 0-0   | 0-0   | 1   | 0               | 1  | 0  | 1  | 3  | 0   |  |
| Brandon Ford   | 4     | 0-0  | 0-0   | 0-0   | 1   | 0               | 1  | 0  | 0  | 0  | 0   |  |
| William Eddie  | 1     | 0-0  | 0-0   | 0-0   | 0   | 0               | 1  | 0  | 0  | 0  | 0   |  |
| Marcus Van   | 16    | 2-3  | 0-0   | 0-0   | 5   | 0               | 1  | 1  | 1  | 5  | 4   |  |
| Adrian Hunter  | 12    | 1-3  | 0-2   | 0-0   | 2   | 0               | 0  | 0  | 0  | 3  | 2   |  |
| Team   |       |      |       |       | 2   |                 |    |    |    |    |     |  |
| Totals   | 27:67 | 4-25 | 9-13  | 33    | 13  | 16              | 2  | 7  | 29 | 67 |     |  |
| MARQUETTE  | min   | fg-a | 3fg-a | ft-a  | reb | ast             | to | bk | st | pf | pts |  |
| Dwight Burke   | 17    | 1-2  | 0-0   | 1-2   | 5   | 0               | 3  | 2  | 1  | 4  | 3   |  |
| Lazar Hayward  | 30    | 5-9  | 1-2   | 3-4   | 8   | 2               | 1  | 0  | 2  | 5  | 14  |  |
| Dominic James  | 33    | 5-9  | 1-1   | 4-7   | 7   | 5               | 1  | 0  | 2  | 0  | 15  |  |
| Jerel McNeal   | 35    | 5-10 | 0-0   | 4-5   | 4   | 5               | 4  | 1  | 2  | 2  | 14  |  |
| Wesley Matthews  | 25    | 4-11 | 0-1   | 10-10 | 3   | 0               | 5  | 0  | 0  | 4  | 18  |  |
| Maurice Acker  | 14    | 1-3  | 1-1   | 0-0   | 2   | 0               | 1  | 0  | 1  | 1  | 3   |  |
| David Cubillan   | 29    | 1-6  | 1-4   | 2-2   | 3   | 4               | 2  | 1  | 1  | 2  | 5   |  |
| Jimmy Butler   | 16    | 1-1  | 0-0   | 5-6   | 1   | 0               | 1  | 2  | 1  | 1  | 7   |  |
| Robert Frozema   | 1     | 0-0  | 0-0   | 2-2   | 0   | 0               | 0  | 0  | 0  | 1  | 2   |  |
| Team   |       |      |       |       | 4   |                 |    |    |    |    |     |  |
| Totals   | 23:51 | 4-9  | 31-38 | 37    | 16  | 18              | 6  | 9  | 20 | 81 |     |  |
| <b>Halftime:</b> MU 36-27. <b>Dead Ball Rebounds:</b> MU 6-3. <b>Technical:</b> None. <b>Officials:</b> Curtis Shaw, Todd Williams, Mike Roberts. <b>Attendance:</b> 13,158. |       |      |       |       |     |                 |    |    |    |    |     |  |

| Wisconsin 58, Marquette 61   |       |       |       |      |     |                 |    |    |    |    |     |  |
|--|-------|-------|-------|------|-----|-----------------|----|----|----|----|-----|--|
| Dec. 6, 2008   |       |       |       |      |     | Milwaukee, Wis. |    |    |    |    |     |  |
| WISCONSIN  | min   | fg-a  | 3fg-a | ft-a | reb | ast             | to | bk | st | pf | pts |  |
| Marcus Landry  | 28    | 2-5   | 1-3   | 0-2  | 6   | 0               | 2  | 1  | 1  | 2  | 5   |  |
| Joe Krabbenhoft  | 33    | 2-2   | 0-0   | 0-0  | 7   | 2               | 2  | 0  | 2  | 4  | 4   |  |
| Keaton Nankivil  | 23    | 4-6   | 1-2   | 2-2  | 1   | 1               | 2  | 0  | 0  | 3  | 11  |  |
| Trevon Hughes  | 29    | 5-11  | 2-6   | 2-4  | 2   | 3               | 1  | 0  | 0  | 3  | 14  |  |
| Jason Bohannon   | 28    | 3-9   | 2-7   | 0-0  | 2   | 3               | 4  | 0  | 1  | 2  | 8   |  |
| Jordan Taylor  | 11    | 0-3   | 0-1   | 1-3  | 0   | 0               | 0  | 0  | 0  | 3  | 1   |  |
| Tim Jarmusz  | 8     | 0-1   | 0-1   | 0-0  | 0   | 0               | 2  | 0  | 1  | 2  | 0   |  |
| Jon Leuer  | 19    | 4-7   | 0-2   | 0-0  | 4   | 0               | 1  | 0  | 0  | 2  | 8   |  |
| Rob Wilson   | 20    | 2-4   | 1-2   | 2-2  | 5   | 0               | 1  | 0  | 0  | 4  | 7   |  |
| Kevin Gullickson   | 1     | 0-0   | 0-0   | 0-0  | 0   | 0               | 0  | 0  | 0  | 0  | 0   |  |
| Team   |       |       |       |      | 3   |                 |    |    |    |    |     |  |
| Totals   | 22:48 | 7-24  | 7-13  | 30   | 9   | 16              | 2  | 5  | 26 | 58 |     |  |
| MARQUETTE  | min   | fg-a  | 3fg-a | ft-a | reb | ast             | to | bk | st | pf | pts |  |
| Dwight Burke   | 30    | 0-1   | 0-0   | 1-3  | 4   | 0               | 0  | 0  | 1  | 3  | 1   |  |
| Lazar Hayward  | 35    | 3-10  | 0-4   | 3-7  | 13  | 2               | 5  | 0  | 2  | 3  | 9   |  |
| Dominic James  | 32    | 4-10  | 1-4   | 1-2  | 2   | 4               | 3  | 0  | 1  | 4  | 10  |  |
| Jerel McNeal   | 39    | 10-18 | 4-7   | 2-3  | 7   | 1               | 3  | 0  | 2  | 2  | 26  |  |
| Wesley Matthews  | 39    | 4-11  | 0-3   | 1-1  | 3   | 2               | 0  | 0  | 2  | 0  | 9   |  |
| Maurice Acker  | 8     | 0-1   | 0-1   | 6-7  | 0   | 1               | 0  | 0  | 1  | 2  | 6   |  |
| Patrick Hazel  | 4     | 0-0   | 0-0   | 0-0  | 0   | 0               | 1  | 0  | 0  | 2  | 0   |  |
| David Cubillan   | 6     | 0-1   | 0-0   | 0-0  | 0   | 0               | 0  | 0  | 0  | 0  | 0   |  |
| Jimmy Butler   | 7     | 0-0   | 0-0   | 0-0  | 1   | 0               | 0  | 0  | 0  | 0  | 0   |  |
| Team   |       |       |       |      | 1   |                 |    |    |    |    |     |  |
| Totals   | 21:52 | 5-20  | 14-23 | 31   | 10  | 12              | 0  | 9  | 16 | 61 |     |  |
| <b>Halftime:</b> UW 33-27. <b>Dead Ball Rebounds:</b> UW 4-2. <b>Technical:</b> None. <b>Officials:</b> Ted Hillary, Donnee Gray, J.D. Collins. <b>Attendance:</b> 18,895. |       |       |       |      |     |                 |    |    |    |    |     |  |

# Marquette Game Notes



Page 14

**IPFW 50**  
**No. 24/24 Marquette 69**

MILWAUKEE (AP) -- Jerel McNeal went on another second-half scoring spree, powering No. 24 Marquette past Indiana-Purdue-Fort Wayne 69-50 on Saturday.

Lazar Hayward scored 19 points and McNeal had 16, including eight in a decisive 12-5 run just after halftime, and the Golden Eagles (8-1) returned to the court after going a week without a game.

McNeal picked right up where he left off despite the long layoff. The senior guard led Marquette on a critical run in its previous game, a comeback victory against in-state rival Wisconsin.

IPFW kept Marquette's potent offense bottled up for most of the first half, and trailed by 13 at halftime. But McNeal scored eight points in the first 5 minutes of the second half to put the game away.

Still, the Mastadons stayed in contention late into the first half, as Ben Botts' 3-pointer cut the Golden Eagles' lead to 25-18 with just under 8 minutes left in the first half. After air-balling another 3-point attempt, Botts hit one from beyond the arc to cut Marquette's lead to 25-21 with 6:27 remaining in the half.

But Marquette outscored IPFW 13-4 the rest of the way, as the Golden Eagles began to establish their more athletic inside game and Botts went cold from outside. Marquette led 38-25 at halftime.

**No. 16/19 Tennessee 80**  
**No. 24/23 Marquette 68**

NASHVILLE (AP) -- Wayne Chism scored 21 of his 26 points in the second half, and No. 16 Tennessee beat No. 24 Marquette 80-68 on Tuesday night in the second game of the Southeastern Conference/Big East Invitational.

Tyler Smith had 14 points and Bobby Maze added 10 for the Volunteers (7-2), who came in as the SEC's only ranked team and off a big loss at Temple over the weekend.

Wesley Matthews had 30 points for Marquette (8-2), which had a three-game winning streak snapped.

Tennessee wore down the Golden Eagles, who had only eight players due to injuries. Five Marquette players had at least three fouls apiece midway through the second half.

Lazar Hayward added 14 points for Marquette and Jerel McNeal had 10.

Vanderbilt of the SEC beat South Florida 71-52 in the first game.

On a supposedly neutral court, the Volunteers had the Sommet Center painted orange thanks to the 9,498 fans who showed up to watch them take on one of the Big East's record eight teams ranked in the Top 25.

The teams swapped the lead seven times with four ties over the first 10 minutes of the second half alone, and Tennessee couldn't lead by more than four. But the Vols used their deeper bench to wear down Marquette with a little help from officials calling the game tight-lip with 54 fouls.

**Western Carolina 77**  
**No. 24/23 Marquette 94**

MILWAUKEE (AP) -- Lazar Hayward scored a career-high 27 points as No. 24 Marquette ran away to a 94-77 victory over Western Carolina.

Hayward provided the fireworks in a decisive 12-4 Marquette run midway through the first half, powering the Golden Eagles (9-2) to a 20-point lead and quickly putting the game out of reach for the Catamounts (5-4).

Jerel McNeal scored 19 and Wesley Matthews added 18 for Marquette, which made a strong recovery from its loss at Tennessee on Tuesday night.

But Friday's victory, which came in front of a sparse crowd after a winter storm dumped 10-plus inches of snow on the Milwaukee area, might not be enough to keep the Golden Eagles from falling out of the Top 25 next week.

Brandon Giles scored 17 to lead Western Carolina, which has lost two straight.

Hayward played a starring role, showing his versatility in Marquette's decisive first-half run. With the Golden Eagles already leading 19-7, Matthews stole the ball and passed it ahead to Hayward, who scored a layup in traffic. Showing decent outside touch for a big man, Hayward then hit a 3-pointer from the top of the key.

Then Hayward leaped to block a layup attempt by Western Carolina's Kendall Russell and hit two free throws after being fouled on the other end to put Marquette up 26-7.

| IPFW 50, Marquette 69   |       |      |       |      |     |     |    |    |    |    |     |  |
|---|-------|------|-------|------|-----|-----|----|----|----|----|-----|--|
| Dec. 13, 2008 Milwaukee, Wis.   |       |      |       |      |     |     |    |    |    |    |     |  |
| IPFW  | min   | fg-a | 3fg-a | ft-a | reb | ast | to | bk | st | pf | pts |  |
| David Carson  | 34    | 6-15 | 1-3   | 4-6  | 4   | 1   | 2  | 0  | 1  | 3  | 17  |  |
| Deilvez Yearby  | 22    | 1-5  | 0-0   | 1-4  | 11  | 1   | 4  | 2  | 0  | 2  | 3   |  |
| Nick Daniels  | 33    | 1-6  | 0-2   | 0-0  | 3   | 5   | 2  | 0  | 1  | 2  | 2   |  |
| Zach Plackemeier  | 34    | 3-10 | 2-6   | 0-0  | 1   | 0   | 3  | 0  | 0  | 2  | 8   |  |
| Ben Botts   | 28    | 4-14 | 3-9   | 0-0  | 1   | 1   | 1  | 0  | 1  | 2  | 11  |  |
| Jakari Johnson  | 4     | 1-2  | 0-0   | 0-0  | 0   | 0   | 0  | 0  | 0  | 1  | 2   |  |
| Aaron Richie  | 22    | 0-2  | 0-0   | 1-3  | 5   | 1   | 0  | 0  | 1  | 2  | 1   |  |
| John Pekinpaugh   | 3     | 0-0  | 0-0   | 0-0  | 0   | 0   | 0  | 0  | 0  | 0  | 0   |  |
| Jeremy Mixon  | 3     | 0-0  | 0-0   | 0-0  | 0   | 0   | 0  | 0  | 0  | 1  | 0   |  |
| Terry Bembry  | 4     | 0-1  | 0-0   | 0-0  | 0   | 0   | 0  | 0  | 1  | 0  | 0   |  |
| Trey McCorkle   | 13    | 3-4  | 0-0   | 0-0  | 4   | 0   | 0  | 0  | 0  | 2  | 6   |  |
| Team  |       |      |       |      | 3   |     |    |    |    |    |     |  |
| Totals  | 19-59 | 6-20 | 6-13  | 29   | 9   | 12  | 2  | 6  | 16 | 50 |     |  |
| MARQUETTE   | min   | fg-a | 3fg-a | ft-a | reb | ast | to | bk | st | pf | pts |  |
| Dwight Burke  | 22    | 1-3  | 0-0   | 3-6  | 6   | 0   | 0  | 0  | 0  | 3  | 5   |  |
| Lazar Hayward   | 30    | 9-17 | 1-5   | 0-0  | 18  | 1   | 4  | 1  | 0  | 2  | 19  |  |
| Dominic James   | 24    | 4-7  | 0-1   | 2-4  | 1   | 5   | 2  | 0  | 2  | 0  | 10  |  |
| Jerel McNeal  | 26    | 6-12 | 2-3   | 2-2  | 4   | 3   | 2  | 1  | 2  | 0  | 16  |  |
| Wesley Matthews   | 25    | 5-11 | 1-2   | 2-3  | 9   | 4   | 1  | 3  | 2  | 1  | 13  |  |
| Maurice Acker   | 16    | 0-2  | 0-2   | 0-0  | 0   | 2   | 1  | 0  | 0  | 0  | 0   |  |
| Patrick Hazel   | 17    | 1-1  | 0-0   | 0-0  | 3   | 0   | 2  | 0  | 0  | 4  | 2   |  |
| David Cubillan  | 20    | 1-5  | 0-0   | 0-0  | 1   | 1   | 1  | 0  | 1  | 0  | 2   |  |
| Jimmy Butler  | 18    | 1-1  | 0-0   | 1-2  | 1   | 1   | 0  | 0  | 1  | 2  | 2   |  |
| Robert Frozana  | 2     | 0-0  | 0-0   | 0-0  | 0   | 0   | 0  | 0  | 0  | 0  | 0   |  |
| Team  |       |      |       |      | 1   |     |    |    |    |    |     |  |
| Totals  | 28-59 | 4-17 | 9-16  | 48   | 17  | 14  | 5  | 8  | 12 | 69 |     |  |
| <b>Halftime:</b> MU 38-25. <b>Dead Ball Rebounds:</b> 3-3. <b>Technical:</b> None. <b>Officials:</b> Frank Scagliotta, Chris Beaver, Clarence Armstrong. <b>Attendance:</b> 13,470. |       |      |       |      |     |     |    |    |    |    |     |  |

| Tennessee 80, Marquette 68   |       |      |       |       |     |     |    |    |    |    |     |  |
|--|-------|------|-------|-------|-----|-----|----|----|----|----|-----|--|
| Dec. 16, 2008 Nashville, Tenn.   |       |      |       |       |     |     |    |    |    |    |     |  |
| TENNESSEE  | min   | fg-a | 3fg-a | ft-a  | reb | ast | to | bk | st | pf | pts |  |
| Tyler Smith  | 29    | 4-6  | 0-0   | 6-6   | 3   | 2   | 0  | 0  | 0  | 3  | 14  |  |
| Wayne Chism  | 29    | 8-11 | 2-5   | 8-11  | 11  | 1   | 2  | 0  | 0  | 3  | 26  |  |
| Bobby Maze   | 32    | 3-9  | 1-3   | 3-5   | 4   | 6   | 4  | 0  | 1  | 1  | 10  |  |
| Josh Tabb  | 30    | 2-2  | 1-1   | 0-0   | 3   | 5   | 2  | 0  | 2  | 4  | 5   |  |
| Scotty Hopson  | 23    | 1-7  | 0-4   | 0-0   | 1   | 0   | 4  | 0  | 1  | 3  | 2   |  |
| Renaldo Woolridge  | 19    | 3-6  | 2-5   | 0-0   | 3   | 1   | 2  | 0  | 0  | 3  | 8   |  |
| Emmanuel Ngegu   | 7     | 0-0  | 0-0   | 3-4   | 1   | 0   | 0  | 0  | 0  | 2  | 3   |  |
| Steven Pearl   | 1     | 0-0  | 0-0   | 0-0   | 0   | 0   | 1  | 0  | 0  | 0  | 0   |  |
| Cameron Tatum  | 17    | 1-5  | 0-4   | 5-8   | 3   | 1   | 1  | 0  | 2  | 3  | 7   |  |
| Brian Williams   | 14    | 2-3  | 0-0   | 1-2   | 2   | 0   | 1  | 0  | 0  | 2  | 5   |  |
| Team   |       |      |       |       | 2   |     |    |    |    |    |     |  |
| Totals   | 24-49 | 6-22 | 26-36 | 33    | 16  | 17  | 0  | 6  | 24 | 80 |     |  |
| MARQUETTE  | min   | fg-a | 3fg-a | ft-a  | reb | ast | to | bk | st | pf | pts |  |
| Dwight Burke   | 32    | 0-0  | 0-0   | 3-6   | 4   | 0   | 1  | 0  | 1  | 5  | 3   |  |
| Lazar Hayward  | 35    | 5-15 | 2-6   | 2-2   | 7   | 1   | 3  | 1  | 2  | 3  | 14  |  |
| Dominic James  | 37    | 3-12 | 2-8   | 0-0   | 5   | 5   | 3  | 1  | 0  | 4  | 8   |  |
| Jerel McNeal   | 25    | 4-7  | 1-3   | 1-2   | 2   | 0   | 4  | 0  | 0  | 5  | 10  |  |
| Wesley Matthews  | 36    | 6-12 | 3-7   | 15-18 | 4   | 3   | 3  | 0  | 2  | 5  | 30  |  |
| Maurice Acker  | 8     | 0-2  | 0-1   | 0-0   | 0   | 0   | 0  | 0  | 0  | 3  | 0   |  |
| Patrick Hazel  | 6     | 0-0  | 0-0   | 1-2   | 2   | 0   | 0  | 0  | 0  | 1  | 1   |  |
| David Cubillan   | 1     | 0-0  | 0-0   | 0-0   | 0   | 0   | 0  | 0  | 0  | 0  | 0   |  |
| Jimmy Butler   | 21    | 0-0  | 0-0   | 2-5   | 5   | 1   | 2  | 0  | 0  | 4  | 2   |  |
| Team   |       |      |       |       | 2   |     |    |    |    |    |     |  |
| Totals   | 18-48 | 8-25 | 24-35 | 31    | 10  | 16  | 2  | 5  | 30 | 68 |     |  |
| <b>Halftime:</b> 32-32. <b>Dead Ball Rebounds:</b> MU 8-4. <b>Technical:</b> James (MU). <b>Officials:</b> Tony Greene, Tim Higgins, Doug Shows. <b>Attendance:</b> 9,498. |       |      |       |       |     |     |    |    |    |    |     |  |

| Western Carolina 77, Marquette 94  |       |       |       |      |     |     |    |    |    |    |     |  |
|--|-------|-------|-------|------|-----|-----|----|----|----|----|-----|--|
| Dec. 19, 2008 Milwaukee, Wis.  |       |       |       |      |     |     |    |    |    |    |     |  |
| WCU  | min   | fg-a  | 3fg-a | ft-a | reb | ast | to | bk | st | pf | pts |  |
| Harouna Mutombo  | 26    | 4-13  | 1-6   | 3-4  | 2   | 4   | 2  | 1  | 3  | 1  | 12  |  |
| Adrian Gaillard  | 10    | 1-4   | 0-0   | 1-1  | 1   | 1   | 0  | 0  | 0  | 4  | 3   |  |
| Jake Robinson  | 22    | 2-3   | 2-2   | 0-0  | 2   | 1   | 1  | 0  | 0  | 2  | 6   |  |
| Brandon Giles  | 27    | 6-13  | 4-6   | 1-1  | 5   | 1   | 5  | 0  | 1  | 3  | 17  |  |
| Brigham Waginger   | 30    | 4-7   | 4-7   | 0-0  | 2   | 5   | 2  | 0  | 0  | 4  | 12  |  |
| Kendall Russell  | 9     | 1-3   | 0-0   | 0-0  | 1   | 1   | 2  | 0  | 0  | 1  | 2   |  |
| Antoine Childs   | 6     | 1-1   | 1-1   | 2-2  | 0   | 0   | 1  | 0  | 0  | 2  | 5   |  |
| Keaton Cole  | 10    | 1-1   | 1-1   | 0-0  | 0   | 1   | 0  | 0  | 0  | 0  | 3   |  |
| Greg Avery   | 26    | 3-7   | 0-2   | 4-6  | 4   | 1   | 1  | 0  | 2  | 2  | 10  |  |
| Tim Magowan  | 1     | 0-0   | 0-0   | 0-0  | 0   | 0   | 0  | 0  | 0  | 0  | 0   |  |
| Blake Gallagher  | 14    | 1-1   | 0-0   | 0-0  | 3   | 1   | 1  | 0  | 0  | 2  | 2   |  |
| Richie Gordon  | 19    | 2-3   | 0-0   | 1-2  | 5   | 1   | 3  | 0  | 1  | 2  | 5   |  |
| Team   |       |       |       |      | 2   |     |    |    |    |    |     |  |
| Totals   | 26-56 | 13-25 | 12-16 | 27   | 17  | 18  | 1  | 7  | 23 | 77 |     |  |
| MARQUETTE  | min   | fg-a  | 3fg-a | ft-a | reb | ast | to | bk | st | pf | pts |  |
| Dwight Burke   | 14    | 0-0   | 0-0   | 0-0  | 3   | 0   | 0  | 0  | 0  | 3  | 0   |  |
| Lazar Hayward  | 23    | 8-13  | 2-3   | 9-9  | 5   | 2   | 1  | 1  | 1  | 1  | 27  |  |
| Dominic James  | 24    | 2-6   | 0-1   | 2-2  | 1   | 6   | 4  | 0  | 1  | 1  | 6   |  |
| Jerel McNeal   | 30    | 6-8   | 5-6   | 2-2  | 5   | 5   | 3  | 0  | 0  | 1  | 19  |  |
| Wesley Matthews  | 24    | 5-8   | 2-3   | 6-9  | 4   | 5   | 1  | 0  | 2  | 1  | 18  |  |
| Maurice Acker  | 18    | 3-4   | 2-3   | 0-0  | 0   | 2   | 2  | 0  | 2  | 2  | 8   |  |
| Patrick Hazel  | 13    | 2-2   | 0-0   | 0-0  | 2   | 0   | 0  | 1  | 2  | 1  | 4   |  |
| David Cubillan   | 3     | 0-1   | 0-0   | 0-0  | 0   | 0   | 0  | 0  | 0  | 0  | 0   |  |
| Joseph Fulce   | 11    | 1-2   | 0-1   | 0-0  | 4   | 1   | 1  | 0  | 0  | 2  | 2   |  |
| Jimmy Butler   | 28    | 2-7   | 0-0   | 3-4  | 6   | 3   | 1  | 0  | 1  | 1  | 7   |  |
| Chris Otule  | 11    | 0-3   | 0-0   | 3-6  | 1   | 0   | 1  | 1  | 0  | 3  | 3   |  |
| Robert Frozana   | 1     | 0-0   | 0-0   | 0-0  | 0   | 0   | 0  | 0  | 0  | 0  | 0   |  |
| Team   |       |       |       |      | 3   |     |    |    |    |    |     |  |
| Totals   | 29-54 | 11-17 | 25-32 | 34   | 24  | 15  | 3  | 9  | 16 | 94 |     |  |
| <b>Halftime:</b> MU 53-27. <b>Dead Ball Rebounds:</b> MU 3-1. <b>Technical:</b> None. <b>Officials:</b> John Cahill, Brian O'Connell, Michael Stephens. <b>Attendance:</b> 13,653. |       |       |       |      |     |     |    |    |    |    |     |  |

**beyond! THE BOX SCORE**

Lazar Hayward's total of 18 rebounds was one short of the Bradley Center record, set by Ron Curry in 1992 and Amal McCaskill in 1995.

# Marquette Game Notes



Page 15

**NC State 65**  
**No. rv/25 Marquette 68**

RALEIGH (AP) -- Dominic James' 3-pointer with 0.4 seconds remaining lifted Marquette past North Carolina State 68-65 on Monday night.

Jerel McNeal scored 20 points and James added 18 for the Golden Eagles (10-2).

Brandon Costner matched a season high with 24 points on 9-of-10 shooting to lead N.C. State (7-2), which couldn't overcome 18 turnovers and had no answer down the stretch for James.

Marquette's diminutive point guard corralled the rebound of Ben McCauley's miss in traffic with about 30 seconds left and the game tied at 65-all. The Golden Eagles called timeout and James dribbled out most of the clock before coming left off a screen and swishing his third 3 of the final 4 minutes.

"It's pretty big. Probably No. 1, just because it's Coach's first road win," James said. "It's big for this team. I'm living in the moment, so it's definitely No. 1. It's our first true road win and road game. Just going into conference with that type of play, that type of momentum, that's what you need."

McCauley caught Costner's desperation inbound heave, turned and hit a turnaround jumper - but it came an instant after the horn, and the forward was a step inside the 3-point arc anyway.

**Presbyterian 45**  
**No. rv/25 Marquette 84**

MILWAUKEE (AP) -- Lazar Hayward scored 22 points and grabbed 11 rebounds and Wesley Matthews added 21 points as Marquette cruised to an 84-45 victory over Presbyterian on Sunday.

Marquette (11-2) opened the game with an 18-4 run, and closed the first half with a 13-3 streak to lead 40-18 at halftime. The Golden Eagles never were threatened in the second half in posting their largest margin of victory this season.

Al'Lonzo Coleman scored 13 points and Josh Johnson added 11 points for the Blue Hose (5-8).

Jerel McNeal scored nine points and Dominic James and Jimmy Butler had eight points apiece for the Golden Eagles.

The bigger Marquette team dominated on the boards, outrebounding the Blue Hose, 44-20, and scoring 19 second-chance points to none for Presbyterian.

It was the final tuneup game for Marquette before it opens Big East play Thursday against Villanova.

**No. 15/13 Villanova 72**  
**No. rv/25 Marquette 79**

MILWAUKEE (AP) -- Jerel McNeal scored 24 points and Marquette opened Big East play with an upset, beating No. 15 Villanova 79-72 Thursday.

McNeal's 3-pointer with 3:55 remaining capped a 7-0 run by Marquette (12-2), giving the Golden Eagles an eight-point lead that Villanova couldn't chip away in the closing minutes.

Wesley Matthews added 19, including 16 in the second half.

Corey Fisher scored 21 for the Wildcats (12-2, 0-1), who held each of their first 13 opponents to 68 points or less. Dante Cunningham added 16 points and eight rebounds.

With Marquette leading by 1 point and 5:39 left, the Golden Eagles took control via a 7-0 run that began with a long jumper by Matthews to put Marquette ahead 61-58. Cunningham then was called for traveling under the basket, handing the ball back to the Golden Eagles.

Matthews then drained a long turnaround jumper, pumping his fist as he extended the lead to 63-58. Marquette's Dominic James then drew a charge on Fisher.

McNeal hit a 3-pointer, putting Marquette up 66-58 with 3:55 left and forcing Villanova coach Jay Wright to call a timeout.

| NC State 65, Marquette 68  |       |      |       |      |     |     |    |    |    |    |     |  |
|--|-------|------|-------|------|-----|-----|----|----|----|----|-----|--|
| Dec. 22, 2008 Raleigh, N.C.  |       |      |       |      |     |     |    |    |    |    |     |  |
| NC ST.   | min   | fg-a | 3fg-a | ft-a | reb | ast | to | bk | st | pf | pts |  |
| Courtney Fells   | 31    | 5-9  | 2-4   | 0-0  | 3   | 0   | 2  | 2  | 0  | 3  | 12  |  |
| Trevor Ferguson  | 32    | 2-8  | 1-5   | 0-0  | 1   | 4   | 4  | 1  | 1  | 1  | 5   |  |
| Julius Mays  | 16    | 2-4  | 0-0   | 0-0  | 2   | 1   | 3  | 0  | 0  | 4  | 4   |  |
| Brandon Costner  | 32    | 9-10 | 5-5   | 1-1  | 8   | 4   | 2  | 0  | 2  | 2  | 24  |  |
| Ben McCauley   | 28    | 2-5  | 0-0   | 4-6  | 4   | 2   | 0  | 0  | 2  | 1  | 8   |  |
| Simon Harris   | 10    | 0-0  | 0-0   | 0-0  | 4   | 0   | 1  | 1  | 0  | 0  | 0   |  |
| Javier Gonzalez  | 2     | 0-1  | 0-1   | 0-0  | 0   | 0   | 1  | 0  | 0  | 0  | 0   |  |
| Farnold Degans   | 21    | 1-2  | 0-1   | 0-0  | 0   | 1   | 1  | 0  | 0  | 1  | 2   |  |
| C.J. Williams  | 5     | 0-0  | 0-0   | 0-0  | 0   | 1   | 1  | 0  | 0  | 0  | 0   |  |
| Tracy Smith  | 12    | 3-7  | 0-0   | 4-6  | 2   | 0   | 1  | 1  | 0  | 1  | 10  |  |
| Johnny Thomas  | 3     | 0-0  | 0-0   | 0-0  | 0   | 0   | 1  | 0  | 0  | 0  | 0   |  |
| Dennis Homer   | 8     | 0-1  | 0-0   | 0-0  | 1   | 0   | 0  | 0  | 0  | 0  | 0   |  |
| Team   |       |      |       |      | 4   |     |    |    |    |    |     |  |
| Totals   | 24-47 | 8-16 | 9-13  | 29   | 13  | 18  | 5  | 5  | 13 | 65 |     |  |
| MARQUETTE  | min   | fg-a | 3fg-a | ft-a | reb | ast | to | bk | st | pf | pts |  |
| Dwight Burke   | 25    | 1-1  | 0-0   | 2-2  | 1   | 1   | 0  | 1  | 0  | 3  | 4   |  |
| Lazar Hayward  | 35    | 6-12 | 2-5   | 2-2  | 6   | 1   | 1  | 0  | 0  | 3  | 16  |  |
| Dominic James  | 32    | 7-14 | 4-6   | 0-0  | 4   | 6   | 2  | 0  | 0  | 1  | 18  |  |
| Jerel McNeal   | 38    | 9-18 | 0-3   | 2-2  | 3   | 0   | 4  | 2  | 4  | 3  | 20  |  |
| Wesley Matthews  | 36    | 2-4  | 1-2   | 0-2  | 4   | 0   | 3  | 0  | 1  | 3  | 5   |  |
| Maurice Acker  | 9     | 0-0  | 0-0   | 0-0  | 1   | 1   | 0  | 0  | 0  | 2  | 0   |  |
| Pat Hazel  | 12    | 2-3  | 0-0   | 0-0  | 2   | 0   | 0  | 1  | 2  | 3  | 4   |  |
| David Cubillan   | 2     | 0-0  | 0-0   | 0-0  | 1   | 0   | 0  | 0  | 0  | 0  | 0   |  |
| Jimmy Butler   | 11    | 0-4  | 0-0   | 1-2  | 1   | 0   | 0  | 0  | 1  | 0  | 1   |  |
| Team   |       |      |       |      | 2   |     |    |    |    |    |     |  |
| Totals   | 27-56 | 7-16 | 7-10  | 25   | 9   | 10  | 4  | 8  | 18 | 68 |     |  |
| <b>Halftime:</b> NC St. 35-32. <b>Dead Ball Rebounds:</b> NC St. 3-2. <b>Technical:</b> None. <b>Officials:</b> Karl Hess, Bernard Clinton, Mike Kitts. <b>Attendance:</b> 16,819. |       |      |       |      |     |     |    |    |    |    |     |  |

| Presbyterian 84, Marquette 45   |       |      |       |      |     |     |    |    |    |    |     |  |
|---|-------|------|-------|------|-----|-----|----|----|----|----|-----|--|
| Dec. 28, 2008 Milwaukee, Wis.   |       |      |       |      |     |     |    |    |    |    |     |  |
| PRESBYTERIAN  | min   | fg-a | 3fg-a | ft-a | reb | ast | to | bk | st | pf | pts |  |
| Chase Holmes  | 37    | 3-11 | 1-6   | 0-0  | 0   | 2   | 2  | 1  | 2  | 3  | 7   |  |
| Travis Sligh  | 25    | 2-2  | 0-0   | 0-0  | 2   | 0   | 1  | 0  | 0  | 3  | 4   |  |
| Al'Lonzo Coleman  | 24    | 5-8  | 0-0   | 3-3  | 4   | 0   | 3  | 0  | 1  | 4  | 13  |  |
| Pierre Miller   | 38    | 2-10 | 2-7   | 2-2  | 0   | 4   | 1  | 0  | 0  | 2  | 8   |  |
| Josh Johnson  | 37    | 4-11 | 2-7   | 1-2  | 3   | 2   | 2  | 1  | 1  | 1  | 11  |  |
| Kevin Davis   | 4     | 0-0  | 0-0   | 0-0  | 0   | 0   | 0  | 0  | 0  | 0  | 0   |  |
| Daniel Brown  | 1     | 0-0  | 0-0   | 0-0  | 0   | 0   | 0  | 0  | 0  | 0  | 0   |  |
| Steven Gatkouth   | 14    | 0-2  | 0-0   | 0-0  | 3   | 0   | 2  | 2  | 0  | 2  | 0   |  |
| Aaron Gibbs   | 20    | 1-3  | 0-0   | 0-0  | 5   | 0   | 1  | 2  | 1  | 1  | 2   |  |
| Team  |       |      |       |      | 3   |     |    |    |    |    |     |  |
| Totals  | 17-47 | 5-20 | 6-7   | 20   | 8   | 13  | 7  | 5  | 16 | 45 |     |  |
| MARQUETTE   | min   | fg-a | 3fg-a | ft-a | reb | ast | to | bk | st | pf | pts |  |
| Dwight Burke  | 16    | 1-2  | 0-0   | 4-4  | 6   | 1   | 0  | 0  | 0  | 1  | 6   |  |
| Lazar Hayward   | 22    | 8-13 | 5-9   | 1-1  | 11  | 3   | 0  | 1  | 0  | 1  | 22  |  |
| Dominic James   | 25    | 4-9  | 0-3   | 0-2  | 1   | 3   | 2  | 0  | 2  | 1  | 8   |  |
| Jerel McNeal  | 27    | 4-11 | 1-3   | 0-0  | 6   | 2   | 2  | 0  | 1  | 2  | 9   |  |
| Wesley Matthews   | 29    | 7-11 | 2-3   | 5-5  | 6   | 3   | 1  | 0  | 0  | 0  | 21  |  |
| Maurice Acker   | 16    | 0-2  | 0-2   | 1-2  | 2   | 10  | 1  | 0  | 4  | 1  | 1   |  |
| Patrick Hazel   | 10    | 0-0  | 0-0   | 0-0  | 1   | 0   | 0  | 0  | 0  | 0  | 0   |  |
| David Cubillan  | 13    | 1-1  | 1-1   | 0-0  | 0   | 1   | 2  | 0  | 0  | 1  | 3   |  |
| Joseph Fulce  | 12    | 1-5  | 0-1   | 0-0  | 2   | 0   | 0  | 1  | 0  | 1  | 2   |  |
| Jimmy Butler  | 16    | 3-4  | 0-0   | 2-2  | 2   | 0   | 0  | 0  | 0  | 0  | 8   |  |
| Chris Otule   | 14    | 2-5  | 0-0   | 0-0  | 5   | 0   | 0  | 1  | 0  | 2  | 4   |  |
| Team  |       |      |       |      | 2   |     |    |    |    |    |     |  |
| Totals  | 31-63 | 9-22 | 13-16 | 44   | 23  | 8   | 3  | 7  | 10 | 84 |     |  |
| <b>Halftime:</b> MU 40-18. <b>Dead Ball Rebounds:</b> 1-1. <b>Technical:</b> James (MU). <b>Officials:</b> Tim Clougherty, Brian O'connell, Brent Barnaky. <b>Attendance:</b> 13,879. |       |      |       |      |     |     |    |    |    |    |     |  |

| Villanova 72, Marquette 79   |       |       |       |      |     |     |    |    |    |    |     |  |
|--|-------|-------|-------|------|-----|-----|----|----|----|----|-----|--|
| Jan. 1, 2009 Milwaukee, Wis.   |       |       |       |      |     |     |    |    |    |    |     |  |
| VILLANOVA  | min   | fg-a  | 3fg-a | ft-a | reb | ast | to | bk | st | pf | pts |  |
| Antonio Pena   | 7     | 0-1   | 0-0   | 0-0  | 4   | 1   | 1  | 0  | 0  | 3  | 0   |  |
| Dante Cunningham   | 35    | 6-11  | 0-0   | 4-4  | 8   | 1   | 1  | 1  | 1  | 2  | 16  |  |
| Scottie Reynolds   | 35    | 6-15  | 3-8   | 0-0  | 1   | 1   | 4  | 0  | 2  | 5  | 15  |  |
| Reggie Redding   | 24    | 0-4   | 0-2   | 4-4  | 3   | 2   | 3  | 0  | 2  | 4  | 4   |  |
| Corey Stokes   | 24    | 3-8   | 2-5   | 2-2  | 1   | 2   | 2  | 0  | 2  | 2  | 10  |  |
| Corey Fisher   | 33    | 6-14  | 1-3   | 8-11 | 5   | 1   | 3  | 0  | 2  | 3  | 21  |  |
| Shane Clark  | 20    | 1-1   | 0-0   | 0-0  | 3   | 1   | 1  | 0  | 1  | 2  | 2   |  |
| Dwayne Anderson  | 22    | 2-4   | 0-2   | 0-0  | 5   | 2   | 0  | 0  | 0  | 4  | 4   |  |
| Team   |       |       |       |      | --  |     |    |    |    |    |     |  |
| Totals   | 24-58 | 6-20  | 18-21 | 30   | 11  | 16  | 3  | 9  | 28 | 72 |     |  |
| MARQUETTE  | min   | fg-a  | 3fg-a | ft-a | reb | ast | to | bk | st | pf | pts |  |
| Dwight Burke   | 15    | 1-1   | 0-0   | 0-0  | 2   | 0   | 1  | 0  | 0  | 5  | 2   |  |
| Lazar Hayward  | 35    | 4-8   | 1-3   | 6-7  | 5   | 2   | 2  | 0  | 2  | 2  | 15  |  |
| Dominic James  | 35    | 6-16  | 4-10  | 1-4  | 6   | 3   | 5  | 0  | 1  | 1  | 17  |  |
| Jerel McNeal   | 37    | 7-14  | 4-8   | 6-8  | 4   | 7   | 2  | 0  | 0  | 2  | 24  |  |
| Wesley Matthews  | 36    | 5-6   | 1-2   | 8-10 | 3   | 1   | 3  | 1  | 1  | 2  | 19  |  |
| Maurice Acker  | 5     | 0-1   | 0-1   | 0-0  | 1   | 1   | 2  | 0  | 0  | 0  | 0   |  |
| Patrick Hazel  | 21    | 0-0   | 0-0   | 2-2  | 3   | 0   | 1  | 0  | 0  | 4  | 2   |  |
| David Cubillan   | 1     | 0-0   | 0-0   | 0-0  | 0   | 0   | 0  | 0  | 0  | 0  | 0   |  |
| Jimmy Butler   | 15    | 0-4   | 0-0   | 0-0  | 7   | 1   | 1  | 0  | 0  | 2  | 0   |  |
| Team   |       |       |       |      | 1   |     |    |    |    |    |     |  |
| Totals   | 23-50 | 10-24 | 23-31 | 32   | 15  | 19  | 1  | 4  | 18 | 79 |     |  |
| <b>Halftime:</b> MU 36-32. <b>Dead Ball Rebounds:</b> MU 5-2. <b>Technical:</b> None. <b>Officials:</b> Ed Corbett, Tim Higgins, Curtis Shaw. <b>Attendance:</b> 16,446. |       |       |       |      |     |     |    |    |    |    |     |  |

**beyond! THE BOX SCORE**

Senior Wesley Matthews netted 16 of his 19 points in the second half, including the basket that gave MU to lead for good.



# Marquette Game Notes



## GAME-BY-GAME SCORING/REBOUNDING

| OPPONENT            | ACKER | BURKE | BUTLER | CUBILLAN | FROZENA | FULCE | HAYWARD | HAZEL | JAMES | MATTHEWS | MCNEAL | OTULE |
|---------------------|-------|-------|--------|----------|---------|-------|---------|-------|-------|----------|--------|-------|
| Houston Baptist     | 4/5   | 0/2   | 10/4   | 3/0      | 0/1     | DNP   | 19/12   | 7/4   | 5/2   | 27/5     | 20/4   | DNP   |
| Chicago State       | 7/0   | 3/3   | 6/2    | 8/1      | DNP     | DNP   | 21/9    | 10/5  | 8/4   | 26/9     | 17/4   | DNP   |
| Milwaukee           | 3/2   | 3/4   | 0/1    | 2/3      | 0/1     | DNP   | 25/10   | 4/6   | 16/3  | 25/7     | 22/4   | DNP   |
| Texas Southern      | 10/2  | 0/0   | 6/4    | 3/1      | 0/2     | DNP   | 18/9    | 4/5   | 11/4  | 13/6     | 20/8   | DNP   |
| vs. Northern Iowa   | 4/1   | 1/6   | 4/4    | 7/3      | 0/2     | DNP   | 15/8    | 4/2   | 8/3   | 17/7     | 13/3   | DNP   |
| vs. Dayton          | 0/3   | 2/3   | 0/1    | 5/1      | DNP     | DNP   | 5/8     | 0/0   | 19/7  | 28/7     | 16/6   | DNP   |
| Central Michigan    | 3/2   | 3/5   | 7/1    | 5/3      | 2/0     | DNP   | 14/8    | DNP   | 15/7  | 18/3     | 14/4   | DNP   |
| RV/22 Wisconsin     | 6/0   | 1/4   | 0/1    | 0/0      | DNP     | DNP   | 9/13    | 0/0   | 10/2  | 9/3      | 26/7   | DNP   |
| IPFW                | 0/0   | 5/6   | 2/2    | 2/1      | 0/0     | DNP   | 19/18   | 2/3   | 10/1  | 13/9     | 16/4   | DNP   |
| vs. 16/19 Tennessee | 0/0   | 3/4   | 2/5    | 0/0      | DNP     | DNP   | 14/7    | 1/2   | 8/5   | 30/4     | 10/2   | DNP   |
| Western Carolina    | 8/0   | 0/3   | 7/6    | 0/0      | 0/0     | 2/4   | 27/5    | 4/2   | 6/1   | 18/4     | 19/5   | 3/1   |
| @ N.C. State        | 0/1   | 4/1   | 1/1    | 0/1      | DNP     | DNP   | 16/6    | 4/2   | 18/4  | 5/4      | 20/3   | DNP   |
| Presbyterian        | 1/2   | 6/6   | 8/2    | 3/0      | DNP     | 2/2   | 22/11   | 0/1   | 8/1   | 21/6     | 9/6    | 4/5   |
| 15/13 Villanova     | 0/1   | 2/2   | 0/7    | 0/0      | DNP     | DNP   | 15/5    | 2/3   | 17/6  | 19/3     | 24/4   | DNP   |
| Cincinnati          |       |       |        |          |         |       |         |       |       |          |        |       |
| @ Rutgers           |       |       |        |          |         |       |         |       |       |          |        |       |
| West Virginia       |       |       |        |          |         |       |         |       |       |          |        |       |
| @ Providence        |       |       |        |          |         |       |         |       |       |          |        |       |
| DePaul              |       |       |        |          |         |       |         |       |       |          |        |       |
| @ Notre Dame        |       |       |        |          |         |       |         |       |       |          |        |       |
| Georgetown          |       |       |        |          |         |       |         |       |       |          |        |       |
| @ DePaul            |       |       |        |          |         |       |         |       |       |          |        |       |
| @ USF               |       |       |        |          |         |       |         |       |       |          |        |       |
| @ Villanova         |       |       |        |          |         |       |         |       |       |          |        |       |
| St. John's          |       |       |        |          |         |       |         |       |       |          |        |       |
| Seton Hall          |       |       |        |          |         |       |         |       |       |          |        |       |
| @ Georgetown        |       |       |        |          |         |       |         |       |       |          |        |       |
| Connecticut         |       |       |        |          |         |       |         |       |       |          |        |       |
| @ Louisville        |       |       |        |          |         |       |         |       |       |          |        |       |
| @ Pittsburgh        |       |       |        |          |         |       |         |       |       |          |        |       |
| Syracuse            |       |       |        |          |         |       |         |       |       |          |        |       |

## GAME-BY-GAME STARTERS, POINTS & PERCENTAGE OF OFFENSE

| Opponent            | Guard | Guard  | Guard    | Forward | Forward | Record | Points | % of Offense | W/L |
|---------------------|-------|--------|----------|---------|---------|--------|--------|--------------|-----|
| Houston Baptist     | James | McNeal | Matthews | Hayward | Burke   | 1-0    | 71     | 74.7         | W   |
| Chicago State       | James | McNeal | Matthews | Hayward | Burke   | 2-0    | 75     | 70.8         | W   |
| Milwaukee           | James | McNeal | Matthews | Hayward | Burke   | 3-0    | 91     | 91.0         | W   |
| Texas Southern      | James | McNeal | Matthews | Hayward | Burke   | 4-0    | 62     | 72.9         | W   |
| vs. Northern Iowa   | James | McNeal | Matthews | Hayward | Burke   | 5-0    | 54     | 74.0         | W   |
| vs. Dayton          | James | McNeal | Matthews | Hayward | Burke   | 5-1    | 70     | 93.3         | L   |
| Central Michigan    | James | McNeal | Matthews | Hayward | Burke   | 6-1    | 64     | 79.0         | W   |
| RV/22 Wisconsin     | James | McNeal | Matthews | Hayward | Burke   | 7-1    | 55     | 90.2         | W   |
| IPFW                | James | McNeal | Matthews | Hayward | Burke   | 8-1    | 63     | 91.3         | W   |
| vs. 16/19 Tennessee | James | McNeal | Matthews | Hayward | Burke   | 8-2    | 65     | 95.6         | L   |
| Western Carolina    | James | McNeal | Matthews | Hayward | Burke   | 9-2    | 70     | 74.5         | W   |
| @ N.C. State        | James | McNeal | Matthews | Hayward | Burke   | 10-2   | 63     | 96.9         | W   |
| Presbyterian        | James | McNeal | Matthews | Hayward | Burke   | 11-2   | 66     | 78.6         | W   |
| Villanova           | James | McNeal | Matthews | Hayward | Burke   | 12-2   | 77     | 97.5         | W   |
| Cincinnati          |       |        |          |         |         |        |        |              |     |
| @ Rutgers           |       |        |          |         |         |        |        |              |     |
| West Virginia       |       |        |          |         |         |        |        |              |     |
| @ Providence        |       |        |          |         |         |        |        |              |     |
| DePaul              |       |        |          |         |         |        |        |              |     |
| @ Notre Dame        |       |        |          |         |         |        |        |              |     |
| Georgetown          |       |        |          |         |         |        |        |              |     |
| @ DePaul            |       |        |          |         |         |        |        |              |     |
| @ USF               |       |        |          |         |         |        |        |              |     |
| @ Villanova         |       |        |          |         |         |        |        |              |     |
| St. John's          |       |        |          |         |         |        |        |              |     |
| Seton Hall          |       |        |          |         |         |        |        |              |     |
| @ Georgetown        |       |        |          |         |         |        |        |              |     |
| Connecticut         |       |        |          |         |         |        |        |              |     |
| @ Louisville        |       |        |          |         |         |        |        |              |     |
| @ Pittsburgh        |       |        |          |         |         |        |        |              |     |
| Syracuse            |       |        |          |         |         |        |        |              |     |

Total Average: 68.0 83.6%

# Marquette Game Notes

Page 18



## Marquette Players in Double Figures

|                     | Points   | Rebounds   |
|---------------------|--|------------|
| Houston Baptist     | Matthews 27, McNeal 20, Hayward 19, Butler 10          | Hayward 12 |
| Chicago State       | Matthews 26, Hayward 21, McNeal 17, Hazel 10           | --         |
| Milwaukee           | Matthews 25, Hayward 25, McNeal 22, James 16           | Hayward 10 |
| Texas Southern      | McNeal 20, Hayward 18, Matthews 13, James 11, Acker 10 | --         |
| vs. Northern Iowa   | Matthews 17, Hayward 15, McNeal 13                     | --         |
| vs. Dayton          | Matthews 28, James 19, McNeal 16                       | --         |
| Central Michigan    | Matthews 18, James 15, Hayward 14, McNeal 14           | --         |
| RV/22 Wisconsin     | McNeal 26, James 10                                    | Hayward 13 |
| IPFW                | Hayward 19, McNeal 16, Matthews 13, James 10           | Hayward 18 |
| vs. 16/19 Tennessee | Matthews 30, Hayward 14, McNeal 10                     | --         |
| Western Carolina    | Hayward 27, McNeal 19, Matthews 18                     | --         |
| @ N.C. State        | McNeal 20, James 18, Hayward 16                        | --         |
| Presbyterian        | Hayward 22, Matthews 21                                | Hayward 11 |
| Villanova           | McNeal 24, Matthews 19, James 17, Hayward 15           | --         |
| Cincinnati          |  |            |
| @ Rutgers           |  |            |
| West Virginia       |  |            |
| @ Providence        |  |            |
| DePaul              |  |            |
| @ Notre Dame        |  |            |
| Georgetown          |  |            |
| @ DePaul            |  |            |
| @ USF               |  |            |
| @ Villanova         |  |            |
| St. John's          |  |            |
| Seton Hall          |  |            |
| @ Georgetown        |  |            |
| Connecticut         |  |            |
| @ Louisville        |  |            |
| @ Pittsburgh        |  |            |
| Syracuse            |  |            |

## Marquette Bench Scoring

|                     | Starters | Bench | Bench Scoring                                   |
|---------------------|----------|-------|---|
| Houston Baptist     | 71       | 24    | Butler 10, Hazel 7, Acker 4, Cubillan 3         |
| Chicago State       | 75       | 31    | Hazel 10, Cubillan 8, Acker 7, Butler 6         |
| Milwaukee           | 91       | 9     | Hazel 4, Acker 3, Cubillan 2                    |
| Texas Southern      | 62       | 23    | Acker 10, Butler 6, Hazel 4, Cubillan 3         |
| vs. Northern Iowa   | 54       | 19    | Cubillan 7, Acker 4, Butler 4, Hazel 4          |
| vs. Dayton          | 70       | 5     | Cubillan 5                                      |
| Central Michigan    | 64       | 17    | Butler 7, Cubillan 5, Acker 3, Frozena 2        |
| RV/22 Wisconsin     | 55       | 6     | Acker 6   |
| IPFW                | 63       | 6     | Hazel, 2, Cubillan 2, Butler 2                  |
| vs. 16/19 Tennessee | 65       | 3     | Butler 2, Hazel 1                               |
| Western Carolina    | 70       | 24    | Acker 8, Butler 7, Hazel 4, Otule 3, Fulce 2    |
| @ N.C. State        | 63       | 5     | Hazel 4, Butler 1                               |
| Presbyterian        | 66       | 18    | Butler 8, Otule 4, Cubillan 3, Fulce 2, Acker 1 |
| Villanova           | 77       | 2     | Hazel 2   |
| Cincinnati          |          |       |   |
| @ Rutgers           |          |       |   |
| West Virginia       |          |       |   |
| @ Providence        |          |       |   |
| DePaul              |          |       |   |
| @ Notre Dame        |          |       |   |
| Georgetown          |          |       |   |
| @ DePaul            |          |       |   |
| @ USF               |          |       |   |
| @ Villanova         |          |       |   |
| St. John's          |          |       |   |
| Seton Hall          |          |       |   |
| @ Georgetown        |          |       |   |
| Connecticut         |          |       |   |
| @ Louisville        |          |       |   |
| @ Pittsburgh        |          |       |   |
| Syracuse            |          |       |   |

## Marquette's Record When

|  | 2008-09 | Under Williams |
|--|---------|----------------|
| Leading at half                                      | 10-0    | 10-0           |
| Trailing at half                                     | 2-1     | 2-1            |
| Tied at half   | 0-1     | 0-1            |
| Scoring 70 or more points                            | 9-1     | 9-1            |
| Allowing 80 or more points                           | 2-2     | 2-2            |
| Holding opponents to 60 points or less               | 4-0     | 4-0            |
| Holding opponents to 65 points or less               | 6-0     | 6-0            |
| Shooting 50 percent or better                        | 3-0     | 3-0            |
| Opponents shoot 50 percent or better                 | 1-1     | 1-1            |
| Opponent shoots under 40 percent                     | 5-0     | 5-0            |
| MU's FG percent is higher than opp.                  | 9-0     | 9-0            |
| MU's FG percent is lower than opp.                   | 3-2     | 3-2            |
| MU's 3FG percent is higher than 40 percent           | 9-0     | 9-0            |
| Opponent's 3FG percent is higher than 40 percent     | 3-0     | 3-0            |
| MU shoots more FT than opponent                      | 11-0    | 11-0           |
| MU shoots fewer FT than opponent                     | 1-2     | 1-2            |
| MU shoots same FT as opponent                        | 0-0     | 0-0            |
| Out-rebounded opponent                               | 11-0    | 11-0           |
| Out-rebounded by opponent                            | 1-2     | 1-2            |
| Rebounds tied  | 0-0     | 0-0            |
| Same or fewer turnovers as opp.                      | 10-1    | 10-1           |
| More turnovers than opponent                         | 2-1     | 2-1            |
| Overtime games                                       | 0-0     | 0-0            |
| In games decided by 5 pts. or less                   | 2-0     | 2-0            |
| In games decided by 6-10                             | 1-0     | 1-0            |
| In games decided by 11-15                            | 1-2     | 1-2            |
| In games decided by 16 pts. or more                  | 8-0     | 8-0            |
| vs Ranked Teams (AP or Coaches)                      | 1-1     |                |
| vs 1-25 in RPI (www.collegerpi.com, at time of game) | 1-1     |                |
| vs 26-50 in RPI                                      | 1-1     |                |
| vs 51-100 in RPI                                     | 3-0     |                |
| vs 101-150 in RPI                                    | 2-0     |                |
| vs 151-200 in RPI                                    | 2-0     |                |
| vs 201-324 in RPI                                    | 3-0     |                |
| When winning the opening tip                         | 5-0     |                |
| When scoring first                                   | 6-0     |                |

## Team Superlatives by Half

|                        | First Half                        | Second Half                   |
|------------------------|-----------------------------------|-------------------------------|
| Points                 | 53 vs. Western Carolina (12/19)   | 55 vs. Milwaukee (11/22)      |
| Fewest Pts. Allowed    | 18 Twice                          | 25 Twice                      |
| FG Percentage          | 50.0 Twice                        | 60.9 vs. NC State (12/22)     |
| Lowest FG Pct. Allowed | 28.0 vs. Presbyterian (12/28)     | 26.5 vs. Milwaukee (11/22)    |
| 3-Point Percentage     | 63.0 vs. Western Carolina (12/19) | 57.1 vs. NC State (12/22)     |
| FT Made                | 16 vs. Chicago State (11/17)      | 19 vs. Texas Southern (11/25) |
| Rebounds               | 28 vs. IPFW (12/13)               | 27 vs. Milwaukee (11/22)      |
| Assists                | 14 vs. Western Carolina (12/19)   | 14 Twice                      |
| Blocks                 | 6 vs. Chicago State (11/17)       | 3 vs. NC State (12/22)        |
| Steals                 | 8 vs. Milwaukee (11/22)           | 8 vs. Houston Baptist (11/14) |

## Individual Superlatives by Half

|              | First Half         | Second Half                  |
|--------------|--------------------|------------------------------|
| Points       | 19 Lazar Hayward   | vs. Western Carolina (12/19) |
| 3-Point Made | 4 Jerel McNeal     | vs. Texas Southern (11/25)   |
| FT Made      | 7 Wesley Matthews  | vs. Houston Baptist (11/14)  |
| Rebounds     | 10 Lazar Hayward   | vs. IPFW (12/13)             |
| Assists      | 5 Five times       |                              |
| Points       | 23 Wesley Matthews | vs. Northern Iowa (11/28)    |
| 3-Point Made | 3 Three times      |                              |
| FT Made      | 14 Wesley Matthews | vs. Tennessee (12/16)        |
| Rebounds     | 10 Lazar Hayward   | vs. Wisconsin (12/6)         |
| Assists      | 6 Wesley Matthews  | vs. Houston Baptist (11/14)  |

# Marquette Game Notes



Page 19

## High Marks

| Double-figure scoring games | 2008-09 | Career |
|-----------------------------|---------|--------|
| Jerel McNeal                | 13      | 86     |
| Dominic James               | 8       | 84     |
| Wesley Matthews             | 12      | 73     |
| Lazar Hayward               | 12      | 47     |
| David Cubillan              | 0       | 16     |
| Maurice Acker               | 1       | 4      |
| Dwight Burke                | 0       | 2      |
| Jimmy Butler                | 1       | 1      |
| Patrick Hazel               | 1       | 1      |

| 20-point games  | 2008-09 | Career |
|-----------------|---------|--------|
| Dominic James   | 0       | 17     |
| Jerel McNeal    | 6       | 17     |
| Wesley Matthews | 6       | 11     |
| Lazar Hayward   | 4       | 7      |
| David Cubillan  | 0       | 1      |

| Double-figure rebound games | 2008-09 | Career |
|-----------------------------|---------|--------|
| Lazar Hayward               | 5       | 10     |
| Dominic James               | 0       | 1      |
| Wesley Matthews             | 0       | 1      |
| Jerel McNeal                | 0       | 1      |
| Dwight Burke                | 0       | 1      |

| Double-figure assist games | 2008-09 | Career |
|----------------------------|---------|--------|
| Dominic James              | 0       | 3      |
| Jerel McNeal               | 0       | 2      |
| Maurice Acker              | 1       | 1      |

| Double-doubles | 2008-09 | Career |
|----------------|---------|--------|
| Lazar Hayward  | 4       | 9      |
| Jerel McNeal   | 0       | 3      |
| Dominic James  | 0       | 1      |

## Individual Season Records

|                 | Starts | 10+ points | 10+ rebs. |
|-----------------|--------|------------|-----------|
| Maurice Acker   | --     | 1-0        | --        |
| Dwight Burke    | 12-2   | --         | --        |
| Jimmy Butler    | --     | 1-0        | --        |
| David Cubillan  | --     | --         | --        |
| Lazar Hayward   | 12-2   | 11-1       | 5-0       |
| Patrick Hazel   | --     | 1-0        | --        |
| Dominic James   | 12-2   | 7-1        | --        |
| Wesley Matthews | 12-2   | 10-2       | --        |
| Jerel McNeal    | 12-2   | 11-2       | --        |

## Individual Career Records

|                 | Starts | 10+ points | 10+ rebs. |
|-----------------|--------|------------|-----------|
| Maurice Acker   | 0-1    | 4-0        | --        |
| Dwight Burke    | 25-6   | 2-0        | 0-1       |
| Jimmy Butler    | --     | 1-0        | --        |
| David Cubillan  | 0-1    | 14-2       | --        |
| Lazar Hayward   | 45-19  | 38-10      | 9-1       |
| Patrick Hazel   | --     | 1-0        | --        |
| Dominic James   | 82-32  | 66-19      | 0-1       |
| Wesley Matthews | 71-25  | 50-23      | 1-0       |
| Jerel McNeal    | 81-30  | 63-24      | 2-0       |

## The Last Time

| Team                    | Marquette                             | Opponent                            |
|-------------------------|---------------------------------------|-------------------------------------|
| 100+ Points             | 100-80 vs. Milwaukee (11/22/08)       | 85-104 at West Virginia (1/14/06)   |
| 90+ Points              | 94-77 vs. Western Carolina (12/19/08) | 85-90 vs. Alabama (3/16/06)         |
| Under 50 Points         | 40-54 vs. Western Michigan (3/14/05)  | 84-45 vs. Presbyterian (12/28/08)   |
| FG Pct. 60+             | 61.0 vs. South Dakota State (12/3/05) | None recorded                       |
| Five or fewer turnovers | 5 vs. Cincinnati (3/10/96)            | 5 at West Virginia (1/14/06)        |
| Five Players, 10+ pts.  | 85-68 vs. Texas Southern (11/25/08)   | 85-68 vs. Texas Southern (11/25/08) |

| Team                 | Marquette Win                        | Marquette Loss — <i>italics denotes most recent</i> |
|----------------------|--------------------------------------|---|
| Ranked Opponent (AP) | 89-79 vs. 14 Notre Dame (3/13/08)    | 68-80 vs. 16 Tennessee (12/16/08)                   |
| Overtime Game        | 77-74 vs. Pittsburgh (1/21/07) OT    | 68-70 vs. Georgetown (3/1/08) OT                    |
| Double Overtime      | 80-79 vs. Louisville (2/28/96) 2OT   | 74-77 vs. Louisville (2/24/01) 3OT                  |
| Triple Overtime      | Never                                | 74-77 vs. Louisville (2/24/01) 3OT                  |
| Home Opener          | 95-64 vs. Houston Baptist (11/14/08) | 54-67 vs. South Alabama (11/14/00)                  |
| Road Openers         | 68-65 vs. NC State (12/22/08)        | 74-84 at Nebraska (11/30/05)                        |

| Individual | Marquette   | Opponent   |
|------------|---|--|
| 30+ Points | 30, Wesley Matthews<br>68-80 vs. Tennessee (12/16/08) | 33, David Holston<br>106-87 vs. Chicago State (11/17/08) |

|            |  |  |
|------------|--|--|
| 20+ Points | 24, Jerel McNeal<br>79-72 vs. Villanova (1/1/09) | 21, Corey Fisher<br>79-72 vs. Villanova (1/1/09) |
|------------|--|--|

|              |  |   |
|--------------|--|---|
| 10+ Rebounds | 11, Lazar Hayward<br>84-45 vs. Presbyterian (12/28/08) | 11, Wayne Chism<br>68-80 vs. Tennessee (12/16/08) |
|--------------|--|---|

|              |  |  |
|--------------|--|--|
| 15+ Rebounds | 18, Lazar Hayward<br>69-50 vs. IPFW (12/13/08) | 15, Kentrell Gransberry<br>62-54 vs. USF (1/29/08) |
|--------------|--|--|

|                 |   |                        |
|-----------------|---|------------------------|
| 15+ Free Throws | 15, Wesley Matthews<br>68-80 vs. Tennessee (12/16/08) | None recorded<br>-- -- |
|-----------------|---|------------------------|

|             |  |  |
|-------------|--|--|
| 10+ Assists | 10, Maurice Acker<br>84-45 vs. Presbyterian (12/28/08) | 16, Mitch Johnson<br>81-82 (OT) vs. Stanford (3/22/08) |
|-------------|--|--|

|               |  |   |
|---------------|--|---|
| Double-Double | 22 pts, 11 reb, Lazar Hayward<br>84-45 vs. Presbyterian (12/28/08) | 26 pts, 11 reb, Wayne Chism<br>68-80 vs. Tennessee (12/16/08) |
|---------------|--|---|

|               |   |   |
|---------------|---|---|
| Triple-Double | 29 pts, 11 reb, 11 ast, Dwyane Wade<br>83-69 vs. Kentucky (3/29/03) | 22 pts, 12 reb, 10 blk, Eric Hicks<br>66-70 vs. Cincinnati (1/8/05) |
|---------------|---|---|

## This season . . .

|  |        |  |
|--|--------|--|
| Largest halftime lead . . . . .        | 26     | vs. Western Carolina (12/19)                     |
| Largest halftime deficit . . . . .     | 6      | vs. Wisconsin (12/6)                             |
| Largest lead in a game . . . . .       | 41     | vs. Presbyterian (12/28)                         |
| Largest deficit in a game . . . . .    | 18     | vs. Dayton (11/29)                               |
| Largest winning margin . . . . .       | 39     | vs. Presbyterian (12/28)                         |
| Largest losing margin . . . . .        | 14     | vs. Dayton (11/29)                               |
| Largest deficit in a victory . . . . . | 10     | vs. Wisconsin (12/6)                             |
| Largest lead in a loss . . . . .       | 9      | vs. Tennessee (12/16)                            |
| Most consecutive points scored . .     | 20     | vs. Northern Iowa (11/28)                        |
| Most consecutive points allowed . .    | 10     | vs. Chicago State (11/17); vs. Tennessee (12/16) |
| Largest home crowd . . . . .           | 18,895 | vs. Wisconsin (12/6)                             |
| Largest road crowd . . . . .           | 16,819 | vs. NC State (12/22)                             |
| Largest neutral crowd . . . . .        | 9,498  | vs. Tennessee (12/16)                            |
| 30-point games . . . . .               |        | Matthews 1                                       |
| 20-point games . . . . .               |        | Matthews 6, McNeal 6, Hayward 4                  |
| 10-rebound games . . . . .             |        | Hayward 5  |
| Double-doubles . . . . .               |        | Hayward 4  |



## 2008-09 Season Superlatives

### Marquette Highs

|                |      |                                    |
|----------------|------|------------------------------------|
| Points         | 106  | vs. Chicago State (11/17)          |
| FG Made        | 35   | vs. Milwaukee (11/22)              |
| FG Attempts    | 72   | vs. Milwaukee (11/22)              |
| FG Percentage  | 53.7 | 29-54 vs. Western Carolina (12/19) |
| 3FG Made       | 11   | Twice                              |
| 3FG Attempts   | 27   | vs. Northern Iowa (11/28)          |
| 3FG Percentage | 64.7 | 11-17 vs. Western Carolina (12/19) |
| FT Made        | 31   | vs. Central Michigan (12/2)        |
| FT Attempts    | 43   | vs. Chicago State (11/17)          |
| FT Percentage  | 81.6 | 31-38 vs. Central Michigan (12/2)  |
| Rebounds       | 48   | vs. IPFW (12/13)                   |
| Assists        | 24   | vs. Western Carolina (12/19)       |
| Steals         | 13   | vs. Houston Baptist (11/14)        |
| Blocks         | 6    | Twice                              |
| Turnovers      | 19   | Twice                              |
| Fouls          | 30   | vs. Tennessee (12/16)              |

### Marquette Lows

|                |      |                             |
|----------------|------|-----------------------------|
| Points         | 61   | vs. Wisconsin (12/6)        |
| FG Made        | 18   | vs. Tennessee (12/16)       |
| FG Attempts    | 48   | vs. Tennessee (12/16)       |
| FG Percentage  | 37.5 | 18-48 vs. Tennessee (12/16) |
| 3FG Made       | 4    | Four times                  |
| 3FG Attempts   | 9    | vs. Central Michigan (12/2) |
| 3FG Percentage | 20.0 | 4-20 vs. Dayton (11/29)     |
| FT Made        | 7    | vs. NC State (12/22)        |
| FT Attempts    | 10   | vs. NC State (12/22)        |
| FT Percentage  | 56.3 | 9-16 vs. IPFW (12/13)       |
| Rebounds       | 25   | vs. NC State (12/22)        |
| Assists        | 9    | vs. NC State (12/22)        |
| Steals         | 4    | Twice                       |
| Blocks         | 0    | Twice                       |
| Turnovers      | 8    | vs. Presbyterian (12/28)    |
| Fouls          | 10   | vs. Presbyterian (12/28)    |

### Marquette — Individual Game Highs

|                |               |   |
|----------------|---------------|---|
| Points         | 30            | Wesley Matthews vs. Tennessee (12/16)       |
| FG Made        | 10            | Jerel McNeal vs. Wisconsin (12/6)           |
| FG Attempts    | 23            | Jerel McNeal vs. Northern Iowa (11/28)      |
| FG Percentage  | 83.3 (5-6)    | Wesley Matthews vs. Villanova (1/1/09)      |
| 3FG Made       | 5             | Twice                                       |
| 3FG Attempts   | 10            | Dominic James vs. Villanova (1/1/09)        |
| 3FG Percentage | 83.3 (5-6)    | Jerel McNeal vs. Western Carolina (12/19)   |
| FT Made        | 15            | Wesley Matthews vs. Tennessee (12/16)       |
| FT Attempts    | 18            | Wesley Matthews vs. Tennessee (12/16)       |
| FT Percentage  | 1.000 (10-10) | Wesley Matthews, Twice                      |
| Rebounds       | 18            | Lazar Hayward vs. IPFW (12/13)              |
| Assists        | 10            | Maurice Acker vs. Presbyterian (12/28)      |
| Steals         | 6             | Dominic James vs. Houston Baptist (11/14)   |
| Blocks         | 3             | Wesley Matthews vs. IPFW (12/13)            |
| Turnovers      | 6             | Jerel McNeal vs. vs. Texas Southern (11/25) |

### Opponent Highs

|                |      |                                    |
|----------------|------|------------------------------------|
| Points         | 85   | vs. Dayton (11/29)                 |
| FG Made        | 31   | vs. Chicago State (11/17)          |
| FG Attempts    | 73   | vs. Chicago State (11/17)          |
| FG Percentage  | 52.6 | 30-57 vs. Dayton (11/29)           |
| 3FG Made       | 13   | vs. Western Carolina (12/19)       |
| 3FG Attempts   | 25   | Twice                              |
| 3FG Percentage | 52.0 | 13-25 vs. Western Carolina (12/19) |
| FT Made        | 26   | vs. Tennessee (12/16)              |
| FT Attempts    | 39   | vs. Dayton (11/29)                 |
| FT Percentage  | 85.7 | 18-21 vs. Villanova (1/1/09)       |
| Rebounds       | 42   | vs. Dayton (11/29)                 |
| Assists        | 17   | vs. Western Carolina (12/19)       |
| Steals         | 13   | vs. Texas Southern (11/25)         |
| Blocks         | 7    | vs. Presbyterian (12/28)           |
| Turnovers      | 25   | vs. Houston Baptist (11/14)        |
| Fouls          | 30   | vs. Dayton (11/29)                 |

### Opponent Lows

|                |      |                                |
|----------------|------|--------------------------------|
| Points         | 43   | vs. Northern Iowa (11/28)      |
| FG Made        | 17   | vs. Presbyterian (12/28)       |
| FG Attempts    | 47   | Twice                          |
| FG Percentage  | 32.2 | 19-59 vs. IPFW (12/13)         |
| 3FG Made       | 3    | vs. Northern Iowa (11/28)      |
| 3FG Attempts   | 11   | Twice                          |
| 3FG Percentage | 14.3 | 3-21 vs. Northern Iowa (11/28) |
| FT Made        | 4    | vs. Northern Iowa (11/28)      |
| FT Attempts    | 7    | Twice                          |
| FT Percentage  | 46.2 | 6-13 vs. IPFW (12/13)          |
| Rebounds       | 20   | Twice                          |
| Assists        | 8    | Twice                          |
| Steals         | 1    | vs. Milwaukee (11/22)          |
| Blocks         | 0    | Twice                          |
| Turnovers      | 11   | vs. Northern Iowa (11/28)      |
| Fouls          | 13   | vs. NC State (12/22)           |

### Opponent — Individual Game Highs

|                |             |   |
|----------------|-------------|---|
| Points         | 33          | David Holston vs. Chicago State (11/17) |
| FG Made        | 11          | David Holston vs. Chicago State (11/17) |
| FG Attempts    | 22          | David Holston vs. Chicago State (11/17) |
| FG Percentage  | 90.0 (9-10) | Brandon Costner vs. NC State (12/22)    |
| 3FG Made       | 7           | David Holston vs. Chicago State (11/17) |
| 3FG Attempts   | 13          | David Holston vs. Chicago State (11/17) |
| 3FG Percentage | 1.000 (5-5) | Brandon Costner vs. NC State (12/22)    |
| FT Made        | 8           | Three players                           |
| FT Attempts    | 11          | Corey Fisher vs. Villanova (1/1/09)     |
| FT Percentage  | 85.7 (6-7)  | Tone Boyle vs. Milwaukee (11/22)        |
| Rebounds       | 13          | Chris Wright vs. Dayton (11/29)         |
| Assists        | 7           | Deonte Roberts vs. Milwaukee (11/22)    |
| Steals         | 4           | DeAndre Hall vs. Texas Southern (11/25) |
| Blocks         | 2           | 10 times                                |
| Turnovers      | 7           | Two players                             |

# Marquette Game Notes



## MU As an AP Ranked Team

| Rk.           | Last Time                             | All Time       | Williams   |
|---------------|---------------------------------------|----------------|------------|
| 1.            | 9 Notre Dame 65, MU 59 (2/26/78)      | 4-1            | -          |
| 2.            | MU 75, Xavier 53 (2/20/78)            | 57-6           | -          |
| 3.            | Miami (Ohio) 84, MU 81 (3/11/78) *    | 31-3           | -          |
| 4.            | MU 97, 11 UNLV 81                     | 16-2           | -          |
| 5.            | MU 67, Wichita State 56 (1/2/78)      | 18-5           | -          |
| 6.            | MU 67, 11 Clemson 49 (12/27/76)       | 16-6           | -          |
| 7.            | MU 67, 5 N. Carolina 59 (3/28/77) *   | 19-4           | -          |
| 8.            | North Dakota St. 64, MU 60 (12/2/06)  | 18-5           | -          |
| 9.            | 4 Cincinnati 63, MU 62 (2/20/02)      | 21-7           | -          |
| 10.           | West Virginia 79, MU 64 (1/6/08)      | 19-4           | -          |
| 11.           | MU 81, Wisconsin 76 (12/8/07)         | 17-5           | -          |
| 12.           | MU 77, Savannah St. 37 (12/27/07)     | 18-4           | -          |
| 13.           | UConn 89, MU 73 (1/18/08)             | 28-14          | -          |
| 14.           | MU 69, Providence 62 (2/3/07)         | 9-2            | -          |
| 15.           | Dayton 89, MU 75 (11/29/08)           | 13-5           | 4-1        |
| 16.           | MU 95, Houston Baptist 64 (11/14/08)  | 18-6           | 1-0        |
| 17.           | MU 75, Cincinnati 60 (2/2/08)         | 19-1           | -          |
| 18.           | Michigan State 61, MU 49 (3/15/07)    | 13-3           | -          |
| 19.           | MU 77, Morgan St. 57 (12/22/06)       | 4-3            | -          |
| 20.           | MU 75, 12 Pittsburgh 71 (3/3/07)      | 13-8           | -          |
| 21.           | Syracuse 87, MU 72 (3/8/08)           | 8-4            | -          |
| 22.           | MU 101, Milwaukee 51 (3/5/94)         | 8-3            | -          |
| 23.           | MU 94, Western Carolina 77 (12/19/08) | 3-3            | 1-0        |
| 24.           | 16 Tennessee 80, MU 68 (12/16/08)     | 12-4           | 1-1        |
| 25.           | MU 61, Wisconsin 58 (12/6/08)         | 12-3           | 2-0        |
| <b>Totals</b> |                                       | <b>411-111</b> | <b>9-2</b> |

## MU Against AP Ranked Teams

| Rk.           | Last Time                             | All Time      | Williams   |
|---------------|---------------------------------------|---------------|------------|
| 1.            | 9 MU 83, Kentucky 69 (3/29/03) *      | 1-6           | -          |
| 2.            | MU 94, Connecticut 79 (1/3/06)        | 2-10          | -          |
| 3.            | Cincinnati 67, MU 48 (1/8/00)         | 0-9           | -          |
| 4.            | Villanova 72, MU 67 (2/4/06)          | 5-9           | -          |
| 5.            | Kansas 85, MU 61 (1/28/92)            | 3-11          | -          |
| 6.            | 24 MU 77, Pitt 74 (1/21/07)           | 6-14          | -          |
| 7.            | MU 74, Cincinnati 72 (3/2/96)         | 5-6           | -          |
| 8.            | Cincinnati 85 21 MU 84 (3/9/96)       | 2-9           | -          |
| 9.            | 13 MU 73, Duke 62 (11/21/06)          | 7-8           | -          |
| 10.           | Stanford 82, 25 MU 81 (OT) (3/22/08)* | 5-6           | -          |
| 11.           | Georgetown 70, MU 68 (OT) (3/1/08)    | 7-5           | -          |
| 12.           | 20 MU 75, Pittsburgh 71 (3/3/07)      | 3-7           | -          |
| 13.           | Pittsburgh 89, 18 MU 79 (3/8/07)      | 3-3           | -          |
| 14.           | 25 MU 89, Notre Dame 79 (3/13/08)     | 6-4           | -          |
| 15.           | MU 79, Villanova 72 (1/1/09)          | 4-2           | 1-0        |
| 16.           | 16 Tennessee 80, MU 68 (12/16/08)     | 2-4           | 0-1        |
| 17.           | MU 57, Georgetown 51 (2/16/06)        | 4-4           | -          |
| 18.           | MU 60, UAB 58 (1/19/94)               | 3-2           | -          |
| 19.           | MU 80, Wisconsin 65 (12/31/94)        | 5-3           | -          |
| 20.           | MU 50, Indiana 49 (11/23/01)          | 4-4           | -          |
| 21.           | MU 81, 21 West Virginia 63 (1/13/07)  | 4-1           | -          |
| 22.           | MU 72, Pittsburgh 54 (2/15/08)        | 3-3           | -          |
| 23.           | Georgetown 62, MU 59 (3/9/06)         | 3-3           | -          |
| 24.           | MU 73, Connecticut 69 (1/10/07)       | 2-1           | -          |
| 25.           | MU 81, Louisville 80 (3/6/04)         | 2-1           | -          |
| <b>Totals</b> |                                       | <b>93-134</b> | <b>1-1</b> |

\* denotes NCAA Tournament game

## Defensive Comparison (averages as of date of game)

|                   | Points | Avg. | Diff. | FG Pct. | Avg. | Diff. |
|-------------------|--------|------|-------|---------|------|-------|
| Houston Baptist   | 64     | --   | --    | 39.6    | --   | --    |
| Chicago State     | 87     | 75.5 | --    | 42.5    | 41.1 | --    |
| Milwaukee         | 80     | 77.0 | +4.5  | 37.9    | 40.1 | 3.2   |
| Texas Southern    | 68     | 74.8 | -9.0  | 48.1    | 41.8 | +10.2 |
| vs. Northern Iowa | 43     | 68.4 | -31.8 | 35.3    | 40.1 | -6.5  |
| vs. Dayton        | 89     | 71.8 | +20.6 | 52.6    | 46.2 | +12.1 |
| Central Michigan  | 67     | 71.1 | -0.7  | 40.3    | 42.0 | -6.2  |
| RV/22 Wisconsin   | 58     | 69.5 | -11.5 | 45.8    | 42.6 | +3.2  |
| IPFW              | 50     | 67.3 | -19.5 | 32.2    | 41.4 | -9.2  |
| vs. Tennessee     | 80     | 68.6 | +12.7 | 49.0    | 42.1 | +7.6  |
| Western Carolina  | 77     | 69.4 | +8.4  | 46.4    | 42.5 | +4.3  |
| @ N.C. State      | 65     | 69.0 | -4.4  | 51.1    | 43.1 | +8.6  |
| Presbyterian      | 45     | 67.2 | -24.0 | 36.2    | 42.6 | -6.9  |
| Villanova         | 72     | 67.5 | +4.8  | 41.4    | 42.5 | -1.1  |
| Cincinnati        |        |      |       |         |      |       |
| @ Rutgers         |        |      |       |         |      |       |
| West Virginia     |        |      |       |         |      |       |
| @ Providence      |        |      |       |         |      |       |
| DePaul            |        |      |       |         |      |       |
| @ Notre Dame      |        |      |       |         |      |       |
| Georgetown        |        |      |       |         |      |       |
| @ DePaul          |        |      |       |         |      |       |
| @ USF             |        |      |       |         |      |       |
| @ Villanova       |        |      |       |         |      |       |
| St. John's        |        |      |       |         |      |       |
| Seton Hall        |        |      |       |         |      |       |
| @ Georgetown      |        |      |       |         |      |       |
| Connecticut       |        |      |       |         |      |       |
| @ Louisville      |        |      |       |         |      |       |
| @ Pittsburgh      |        |      |       |         |      |       |
| Syracuse          |        |      |       |         |      |       |

## Specialty Stats by Game (Bold denotes season high; formatted as MU/OPP)

|                   | Paint        | Off TO       | 2nd Ch.      | Fast Brk.    | Bench       |
|-------------------|--------------|--------------|--------------|--------------|-------------|
| Houston Baptist   | 48/16        | <b>36/10</b> | 14/11        | 23/7         | 24/20       |
| Chicago State     | 48/40        | 25/18        | <b>26/16</b> | <b>26/11</b> | <b>31/9</b> |
| Milwaukee         | <b>52/26</b> | 19/12        | 16/13        | <b>26/10</b> | 9/38        |
| Texas Southern    | 26/38        | 29/21        | <b>26/10</b> | <b>17/16</b> | 23/11       |
| vs. Northern Iowa | 18/24        | 18/4         | 15/6         | 8/4          | 19/10       |
| vs. Dayton        | <b>36/44</b> | 9/18         | 15/12        | 4/4          | <b>5/48</b> |
| Central Michigan  | <b>36/44</b> | <b>18/22</b> | 17/18        | 12/10        | 17/6        |
| RV/22 Wisconsin   | 28/20        | 19/11        | 10/8         | 19/2         | 16/6        |
| IPFW              | 42/18        | 13/15        | 8/6          | 15/7         | 6/9         |
| vs. Tennessee     | 18/30        | 19/7         | 4/9          | 4/2          | 3/23        |
| Western Carolina  | 34/20        | 16/13        | 11/7         | 14/5         | 24/27       |
| @ N.C. State      | 24/28        | 18/12        | 8/7          | 10/5         | 5/12        |
| Presbyterian      | 34/18        | 15/2         | 19/0         | 12/4         | 18/2        |
| Villanova         | 16/32        | 22/21        | <b>5/24</b>  | 12/15        | 2/27        |
| Cincinnati        |              |              |              |              |             |
| @ Rutgers         |              |              |              |              |             |
| West Virginia     |              |              |              |              |             |
| @ Providence      |              |              |              |              |             |
| DePaul            |              |              |              |              |             |
| @ Notre Dame      |              |              |              |              |             |
| Georgetown        |              |              |              |              |             |
| @ DePaul          |              |              |              |              |             |
| @ USF             |              |              |              |              |             |
| @ Villanova       |              |              |              |              |             |
| St. John's        |              |              |              |              |             |
| Seton Hall        |              |              |              |              |             |
| @ Georgetown      |              |              |              |              |             |
| Connecticut       |              |              |              |              |             |
| @ Louisville      |              |              |              |              |             |
| @ Pittsburgh      |              |              |              |              |             |
| Syracuse          |              |              |              |              |             |

|                     |     |      |      |      |     |
|---------------------|-----|------|------|------|-----|
| When MU is higher   | 7-0 | 10-1 | 10-1 | 11-1 | 7-0 |
| When Opp. is higher | 5-2 | 2-1  | 2-1  | 1-0  | 4-3 |
| When teams are tied | 0-0 | 0-0  | 0-0  | 0-1  | 0-0 |



# 1

# dominic JAMES



Senior • Guard • 5-11 • 185 • Richmond, Ind. • Richmond

**2008-09:** Was one of 50 players named to the John R. Wooden Award watch list and earned Preseason BIG EAST Honorable Mention ... is one of four players with more than 500 career assists at MU ... Matched a career high with six steals and had five assists in season opener vs. Houston Baptist (11/14) ... Recorded eight points, four rebounds, one block and a steal vs. Chicago State (11/17) ... Posted 16 points and eight assists, both season highs, and had a game-high three steals vs. Milwaukee (11/22) ... Matched a season-high with four rebounds and scored 11 points with three steals vs. Texas Southern (11/25) ... Tallied a season-high 19 points and seven rebounds, in addition to eight assists vs. Dayton (11/29) ... Scored 15 points, dished out five assists and matched a season-high with seven boards vs. Central Michigan (12/2) ... Scored in double figures for the third straight game by chipping in 10 points in a 61-58 win over Wisconsin (12/6) ... One of four MU players scoring in double figures with 10 points and five assists vs. IPFW (12/13) ... Handed out five assists and two of his three field goals were from 3-point range vs. Tennessee (12/16) ... Posted a game-high six assists vs. Western Carolina (12/19) ... Knocked down three 3-pointers in the second half, including the game-winner with 0.4 seconds remaining, to lead MU to a 68-65 win at NC State (12/22); finished with 18 points with six assists, four rebounds and a season-high seven field goals and 4-of-6 shooting beyond the arc ... Four of his six baskets from from 3-point range and he finished with 17 points and six rebounds vs. Villanova (1/1/09) ...

## Season & Career Highs

|                                    |                                   |
|------------------------------------|-----------------------------------|
| <b>Points</b>                      |                                   |
| Season                             | 19, vs. Dayton (11/29/08)         |
| Career                             | 29, at DePaul (1/17/06)           |
| <b>Rebounds</b>                    |                                   |
| Season                             | 7, Twice                          |
| Career                             | 11, at Louisville (3/1/06)        |
| <b>Assists</b>                     |                                   |
| Season                             | 8, Twice                          |
| Career                             | 12, vs. Pittsburgh (2/15/08)      |
| <b>Steals</b>                      |                                   |
| Season                             | 6, vs. Houston Baptist (11/14/08) |
| Career                             | 6, twice                          |
| <b>Blocked Shots</b>               |                                   |
| Season                             | 1, Three times                    |
| Career                             | 2, vs. Seton Hall (3/12/08)       |
| <b>Minutes</b>                     |                                   |
| Season                             | 37, vs. Tennessee (12/16/08)      |
| Career                             | 42, at Louisville (3/1/06)        |
| <b>Field Goals</b>                 |                                   |
| Season                             | 7, at NC State (12/22/08)         |
| Career                             | 11, at DePaul (1/17/06)           |
| <b>Field Goal Attempts</b>         |                                   |
| Season                             | 16, vs. Villanova (1/1/09)        |
| Career                             | 21, at Nebraska (11/30/05)        |
| <b>Free Throws</b>                 |                                   |
| Season                             | 5, vs. Dayton (11/29/08)          |
| Career                             | 11, at Valparaiso (11/27/06)      |
| <b>Free Throw Attempts</b>         |                                   |
| Season                             | 11, vs. Dayton (11/29/08)         |
| Career                             | 13, at Valparaiso (11/27/06)      |
| <b>3-Point Field Goals</b>         |                                   |
| Season                             | 4, Twice                          |
| Career                             | 5, at Villanova (2/25/08)         |
| <b>3-Point Field Goal Attempts</b> |                                   |
| Season                             | 10, vs. Villanova (1/1/09)        |
| Career                             | 14, at Nebraska (11/30/05)        |

## James' Career Stats

| Year         | GP         | GS         | Min         | Avg         | FG-FGA          | Pct         | 3FG-FGA        | Pct         | FT-FTA         | Pct         | Off       | Def        | Tot        | Avg        | PF         | FO       | Ast        | TO         | Blk       | Stl        | Pts         | Avg         |
|--------------|------------|------------|-------------|-------------|-----------------|-------------|----------------|-------------|----------------|-------------|-----------|------------|------------|------------|------------|----------|------------|------------|-----------|------------|-------------|-------------|
| 2005-06      | 31         | 31         | 1,006       | 32.5        | 174-404         | 43.1        | 41-136         | 30.1        | 84-131         | 64.1        | 24        | 116        | 140        | 4.5        | 74         | 2        | 167        | 87         | 12        | 50         | 473         | 15.3        |
| 2006-07      | 34         | 34         | 1,130       | 33.2        | 171-445         | 38.4        | 50-184         | 27.2        | 114-175        | 65.1        | 20        | 84         | 104        | 3.1        | 72         | 0        | 167        | 89         | 5         | 64         | 506         | 14.9        |
| 2007-08      | 35         | 34         | 1,060       | 30.3        | 159-399         | 39.8        | 45-145         | 31.0        | 89-134         | 66.4        | 31        | 62         | 93         | 2.7        | 76         | 0        | 154        | 75         | 8         | 62         | 452         | 12.9        |
| 2008-09      | 14         | 14         | 410         | 29.3        | 58-137          | 42.3        | 20-58          | 34.5        | 23-49          | 46.9        | 12        | 38         | 50         | 3.6        | 28         | 0        | 71         | 31         | 3         | 26         | 159         | 11.4        |
| <b>TOTAL</b> | <b>114</b> | <b>113</b> | <b>3606</b> | <b>31.6</b> | <b>562-1385</b> | <b>40.6</b> | <b>156-523</b> | <b>29.8</b> | <b>310-489</b> | <b>63.4</b> | <b>87</b> | <b>300</b> | <b>387</b> | <b>3.4</b> | <b>250</b> | <b>2</b> | <b>559</b> | <b>282</b> | <b>28</b> | <b>202</b> | <b>1590</b> | <b>13.9</b> |



# 2

# maurice ACKER



Junior • Guard • 5-8 • 165 • Hazel Crest, Ill. • Hillcrest

**2008-09:** Grabbed a career-high five rebounds, including four boards on the defensive end, in season opening win over Houston Baptist (11/14) ... Knocked down a pair of field goals, including a 3-point basket vs. Chicago State (11/17) and finished with seven points and two steals ... Connected on 3-of-4 shots from 3-point range, a personal high as a Golden Eagle and led the MU bench with 10 points vs. Texas Southern (11/25) ... Knocked down a 3-pointer with 7:43 remaining to give MU a 15-point lead over Central Michigan (12/2) ... Scored all six of MU's reserve points in a 61-58 win over Wisconsin on 6-of-7 shooting from the foul line ... Shot 3-of-4 from the field, including a pair of three-pointers, and recorded two assists and two steals vs. Western Carolina (12/19) ... Handed out a career-high 10 assists with a career-best four steals and just one turnover in 16 minutes vs. Presbyterian (12/28) ...

### Season & Career Highs

|                                    |                                   |
|------------------------------------|-----------------------------------|
| <b>Points</b>                      |                                   |
| Season                             | 10, vs. Texas Southern (11/25/08) |
| Career                             | 12, at Villanova (2/25/08)        |
| <b>Rebounds</b>                    |                                   |
| Season                             | 5, vs. Houston Baptist (11/14/08) |
| Career                             | 5, vs. Houston Baptist (11/14/08) |
| <b>Assists</b>                     |                                   |
| Season                             | 10, vs. Presbyterian (12/28/08)   |
| Career                             | 10, vs. Presbyterian (12/28/08)   |
| <b>Steals</b>                      |                                   |
| Season                             | 4, vs. Presbyterian (12/28/08)    |
| Career                             | 4, vs. Presbyterian (12/28/08)    |
| <b>Blocked Shots</b>               |                                   |
| Season                             | --                                |
| Career                             | 1, vs. Seton Hall (1/8/08)        |
| <b>Minutes</b>                     |                                   |
| Season                             | 19, Twice                         |
| Career                             | 28, vs. Seton Hall (1/8/08)       |
| <b>Field Goals</b>                 |                                   |
| Season                             | 3, Twice                          |
| Career                             | 4, vs. Notre Dame (3/13/08)       |
| <b>Field Goal Attempts</b>         |                                   |
| Season                             | 6, vs. Northern Iowa (11/28/08)   |
| Career                             | 7, Three times                    |
| <b>Free Throws</b>                 |                                   |
| Season                             | 6, vs. Wisconsin (12/6/08)        |
| Career                             | 6, vs. Wisconsin (12/6/08)        |
| <b>Free Throw Attempts</b>         |                                   |
| Season                             | 7, vs. Wisconsin (12/6/08)        |
| Career                             | 7, vs. Wisconsin (12/6/08)        |
| <b>3-Point Field Goals</b>         |                                   |
| Season                             | 3, vs. Texas Southern (11/25/08)  |
| Career                             | 3, vs. Texas Southern (11/25/08)  |
| <b>3-Point Field Goal Attempts</b> |                                   |
| Season                             | 5, vs. Texas Southern (11/25/08)  |
| Career                             | 5, vs. Texas Southern (11/25/08)  |

### Acker's Career Stats

| Year         | GP        | GS       | Min        | Avg         | FG-FGA        | Pct         | 3FG-FGA      | Pct         | FT-FTA       | Pct         | Off       | Def       | Tot       | Avg        | PF        | FO       | Ast       | TO        | Blk      | Stl       | Pts        | Avg        |
|--------------|-----------|----------|------------|-------------|---------------|-------------|--------------|-------------|--------------|-------------|-----------|-----------|-----------|------------|-----------|----------|-----------|-----------|----------|-----------|------------|------------|
| 2007-08      | 35        | 1        | 467        | 13.3        | 53-120        | 44.2        | 26-61        | 42.6        | 26-33        | 78.8        | 7         | 27        | 34        | 1.0        | 54        | 1        | 62        | 36        | 1        | 28        | 158        | 4.5        |
| 2008-09      | 14        | 0        | 193        | 13.8        | 13-43         | 30.2        | 7-24         | 29.2        | 13-18        | 72.2        | 4         | 15        | 19        | 1.4        | 24        | 0        | 24        | 10        | 0        | 12        | 46         | 3.3        |
| <b>TOTAL</b> | <b>49</b> | <b>0</b> | <b>660</b> | <b>13.5</b> | <b>66-163</b> | <b>40.5</b> | <b>33-85</b> | <b>38.8</b> | <b>39-51</b> | <b>76.5</b> | <b>11</b> | <b>42</b> | <b>53</b> | <b>1.1</b> | <b>78</b> | <b>1</b> | <b>86</b> | <b>46</b> | <b>1</b> | <b>40</b> | <b>204</b> | <b>4.2</b> |



# 4

# patrick HAZEL



Sophomore • Forward • 6-7 • 220 • Queens, N.Y. • Blair Academy

**2008-09:** Played 22 minutes off the bench in season opener vs. Houston Baptist (11/14) and recorded four rebounds and seven points on 3-of-3 shooting from the field ... Led MU bench with career-high 10 points and five rebounds, in addition to two blocks and a steal vs. Chicago State (11/17) ... Grabbed a career-high six rebounds vs. Milwaukee (11/22) ... Led the MU bench with five rebounds, all on the offensive glass, and scored four points vs. Texas Southern (11/25) ... Picked up a career-high two steals and scored four points with two boards vs. Western Carolina (12/19) ... Tallied four points, two rebounds and a block in 12 minutes of action vs. NC State (12/22) ...

### Season & Career Highs

|                                    |                                  |
|------------------------------------|----------------------------------|
| <b>Points</b>                      |                                  |
| Season                             | 10, vs. Chicago State (11/17/08) |
| Career                             | 10, vs. Chicago State (11/17/08) |
| <b>Rebounds</b>                    |                                  |
| Season                             | 6, vs. Milwaukee (11/22/08)      |
| Career                             | 6, vs. Milwaukee (11/22/08)      |
| <b>Assists</b>                     |                                  |
| Season                             | 1, vs. Chicago State (11/17/08)  |
| Career                             | 1, Twice                         |
| <b>Steals</b>                      |                                  |
| Season                             | 2, Twice                         |
| Career                             | 2, Twice                         |
| <b>Blocked Shots</b>               |                                  |
| Season                             | 2, vs. Chicago State (11/17/08)  |
| Career                             | 2, Twice                         |
| <b>Minutes</b>                     |                                  |
| Season                             | 22, Twice                        |
| Career                             | 22, Twice                        |
| <b>Field Goals</b>                 |                                  |
| Season                             | 3, Twice                         |
| Career                             | 3, Twice                         |
| <b>Field Goal Attempts</b>         |                                  |
| Season                             | 4, vs. Texas Southern (11/25/08) |
| Career                             | 4, vs. Texas Southern (11/25/08) |
| <b>Free Throws</b>                 |                                  |
| Season                             | 4, vs. Chicago State (11/17/08)  |
| Career                             | 4, vs. Chicago State (11/17/08)  |
| <b>Free Throw Attempts</b>         |                                  |
| Season                             | 6, vs. Chicago State (11/17/08)  |
| Career                             | 6, vs. Chicago State (11/17/08)  |
| <b>3-Point Field Goals</b>         |                                  |
| Season                             | --                               |
| Career                             | --                               |
| <b>3-Point Field Goal Attempts</b> |                                  |
| Season                             | --                               |
| Career                             | --                               |

### Hazel's Career Stats

| Year         | GP        | GS       | Min        | Avg        | FG-FGA       | Pct         | 3FG-FGA    | Pct         | FT-FTA       | Pct         | Off       | Def       | Tot       | Avg        | PF        | FO       | Ast      | TO       | Blk       | Stl      | Pts       | Avg        |
|--------------|-----------|----------|------------|------------|--------------|-------------|------------|-------------|--------------|-------------|-----------|-----------|-----------|------------|-----------|----------|----------|----------|-----------|----------|-----------|------------|
| 2007-08      | 14        | 0        | 48         | 3.4        | 3-4          | 75.0        | 0-0        | 00.0        | 1-2          | 50.0        | 0         | 16        | 16        | 1.1        | 5         | 0        | 2        | 1        | 5         | 0        | 7         | 0.5        |
| 2008-09      | 13        | 0        | 179        | 13.87      | 15-19        | 78.9        | 0-0        | 00.0        | 10-17        | 58.8        | 18        | 16        | 34        | 2.6        | 27        | 1        | 1        | 8        | 7         | 5        | 40        | 3.1        |
| <b>TOTAL</b> | <b>27</b> | <b>0</b> | <b>227</b> | <b>8.4</b> | <b>18-23</b> | <b>78.3</b> | <b>0-0</b> | <b>00.0</b> | <b>11-19</b> | <b>57.9</b> | <b>18</b> | <b>32</b> | <b>50</b> | <b>1.9</b> | <b>32</b> | <b>1</b> | <b>3</b> | <b>9</b> | <b>12</b> | <b>5</b> | <b>47</b> | <b>1.7</b> |



# 10

# david CUBILLAN



Junior • Guard • 6-0 • 175 • Maracaibo, Venezuela • St. Benedict's (N.J.)

**2008-09:** Knocked down a 3-pointer at the 6:15 mark in the first half vs. Houston Baptist (11/14) to give MU a 30-20 lead ... Connected on a pair of 3-point attempts and finished with eight point and two assists in 16 minutes off the bench vs. Chicago State (11/17) ... Netted a pair of 3-pointers and tallied seven points, three rebounds and three assists vs. Northern Iowa (11/28) ... Had a season-high four assists in 29 minutes of action as a reserve and finished with five points and three rebounds vs. Central Michigan (12/2) ...

### Season & Career Highs

#### Points

Season 8, vs. Chicago State (11/17/08)  
 Career 20, vs. Pittsburgh (3/3/07)

#### Rebounds

Season 3, Twice  
 Career 5, Twice

#### Assists

Season 4, vs. Central Michigan (12/2/08)  
 Career 6, vs. UWM (11/30/07)

#### Steals

Season 1, Four times  
 Career 3, Three times

#### Blocked Shots

Season 1, vs. Central Michigan (12/2/08)  
 Career 2, vs. Hillsdale (11/10/06)

#### Minutes

Season 29, vs. Central Michigan (12/2/08)  
 Career 30, Three times

#### Field Goals

Season 2, Three times  
 Career 5, Twice

#### Field Goal Attempts

Season 6, Twice  
 Career 9, Three times

#### Free Throws

Season 2, Twice  
 Career 8, vs. Pittsburgh (3/3/07)

#### Free Throw Attempts

Season 2, Four times  
 Career 8, vs. Pittsburgh (3/3/07)

#### 3-Point Field Goals

Season 2, Twice  
 Career 4, Twice

#### 3-Point Field Goal Attempts

Season 5, vs. Northern Iowa (11/28/08)  
 Career 8, Three times

### Cubillan's Career Stats

| Year         | GP        | GS       | Min         | Avg         | FG-FGA         | Pct         | 3FG-FGA       | Pct         | FT-FTA       | Pct         | Off       | Def       | Tot        | Avg        | PF        | FO       | Ast        | TO        | Blk      | Stl       | Pts        | Avg        |
|--------------|-----------|----------|-------------|-------------|----------------|-------------|---------------|-------------|--------------|-------------|-----------|-----------|------------|------------|-----------|----------|------------|-----------|----------|-----------|------------|------------|
| 2006-07      | 34        | 1        | 721         | 21.2        | 55-145         | 37.9        | 48-113        | 42.5        | 29-38        | 76.3        | 11        | 53        | 64         | 1.9        | 48        | 0        | 55         | 25        | 3        | 22        | 187        | 5.5        |
| 2007-08      | 34        | 0        | 598         | 17.6        | 59-158         | 37.3        | 39-116        | 33.6        | 18-23        | 78.3        | 17        | 27        | 44         | 1.3        | 32        | 0        | 55         | 24        | 3        | 23        | 175        | 5.1        |
| 2008-09      | 14        | 0        | 173         | 12.4        | 12-40          | 30.0        | 9-29          | 31.0        | 5-9          | 55.6        | 1         | 13        | 14         | 1.0        | 14        | 1        | 16         | 11        | 1        | 4         | 38         | 2.7        |
| <b>TOTAL</b> | <b>82</b> | <b>1</b> | <b>1492</b> | <b>18.2</b> | <b>126-343</b> | <b>36.7</b> | <b>96-258</b> | <b>37.2</b> | <b>52-70</b> | <b>74.3</b> | <b>29</b> | <b>93</b> | <b>122</b> | <b>1.5</b> | <b>94</b> | <b>1</b> | <b>126</b> | <b>60</b> | <b>7</b> | <b>49</b> | <b>400</b> | <b>4.9</b> |



# 12

# dwight BURKE



Senior • Forward • 6-8 • 250 • Brooklyn, N.Y. • St. Benedict's Prep (N.J.)

**2008-09:** Made 18th career start in season opening win over Houston Baptist (11/14) ... Posted four rebounds vs. Milwaukee (11/22) ... Garnered a season-high six rebounds and a blocked shot vs. Northern Iowa (11/28) ... Matched a career-high with two blocked shots vs. Central Michigan and had five boards (12/2) ... Scored a season-high five point and matched a season-best with six rebounds vs. IPFW (12/13) ... Played a career-high 32 minutes vs. Tennessee (12/16) ... Was 4-of-4 from the foul line and contributed six point, six rebounds and an assists in 16 minutes vs. Presbyterian (12/28) ...

### Season & Career Highs

|                                    |                                   |
|------------------------------------|-----------------------------------|
| <b>Points</b>                      |                                   |
| Season                             | 6, vs. Presbyterian (12/28/08)    |
| Career                             | 12, Twice                         |
| <b>Rebounds</b>                    |                                   |
| Season                             | 6, Twice                          |
| Career                             | 10, vs. Pittsburgh (3/14/08)      |
| <b>Assists</b>                     |                                   |
| Season                             | 1, Three times                    |
| Career                             | 2, Twice                          |
| <b>Steals</b>                      |                                   |
| Season                             | 1, Twice                          |
| Career                             | 3, Twice                          |
| <b>Blocked Shots</b>               |                                   |
| Season                             | 2, vs. Central Michigan (12/2/08) |
| Career                             | 2, Five times                     |
| <b>Minutes</b>                     |                                   |
| Season                             | 32, vs. Tennessee (12/16/08)      |
| Career                             | 32, vs. Tennessee (12/16/08)      |
| <b>Field Goals</b>                 |                                   |
| Season                             | 1, Four times                     |
| Career                             | 5, vs. Utah Valley (11/12/07)     |
| <b>Field Goal Attempts</b>         |                                   |
| Season                             | 2, Twice                          |
| Career                             | 6, vs. Utah Valley (11/12/07)     |
| <b>Free Throws</b>                 |                                   |
| Season                             | 4, Three times                    |
| Career                             | 4, Twice                          |
| <b>Free Throw Attempts</b>         |                                   |
| Season                             | 6, Twice                          |
| Career                             | 6, Twice                          |
| <b>3-Point Field Goals</b>         |                                   |
| Season                             | --                                |
| Career                             | --                                |
| <b>3-Point Field Goal Attempts</b> |                                   |
| Season                             | --                                |
| Career                             | --                                |

### Burke's Career Stats

| Year         | GP         | GS        | Min         | Avg         | FG-FGA        | Pct         | 3FG-FGA    | Pct         | FT-FTA        | Pct         | Off        | Def        | Tot        | Avg        | PF         | FO       | Ast       | TO        | Blk       | Stl       | Pts        | Avg        |
|--------------|------------|-----------|-------------|-------------|---------------|-------------|------------|-------------|---------------|-------------|------------|------------|------------|------------|------------|----------|-----------|-----------|-----------|-----------|------------|------------|
| 2005-06      | 20         | 0         | 105         | 5.3         | 5-12          | 41.7        | 0-0        | 00.0        | 6-9           | 66.7        | 5          | 10         | 15         | 0.8        | 24         | 0        | 1         | 9         | 3         | 1         | 16         | 0.8        |
| 2006-07      | 34         | 0         | 303         | 8.9         | 10-31         | 32.3        | 0-0        | 00.0        | 8-30          | 26.7        | 28         | 34         | 62         | 1.8        | 51         | 0        | 3         | 16        | 14        | 5         | 28         | 0.8        |
| 2007-08      | 35         | 17        | 412         | 11.8        | 32-53         | 60.7        | 0-0        | 00.0        | 23-46         | 50.0        | 46         | 55         | 101        | 2.9        | 75         | 1        | 7         | 16        | 14        | 11        | 87         | 2.5        |
| 2008-09      | 14         | 14        | 274         | 19.6        | 8-15          | 53.3        | 0-0        | 00.0        | 19-36         | 52.8        | 21         | 29         | 50         | 3.6        | 48         | 3        | 3         | 10        | 4         | 3         | 35         | 2.5        |
| <b>TOTAL</b> | <b>103</b> | <b>31</b> | <b>1094</b> | <b>10.6</b> | <b>55-111</b> | <b>49.5</b> | <b>0-0</b> | <b>00.0</b> | <b>56-121</b> | <b>46.3</b> | <b>100</b> | <b>128</b> | <b>228</b> | <b>2.2</b> | <b>198</b> | <b>4</b> | <b>14</b> | <b>51</b> | <b>35</b> | <b>20</b> | <b>166</b> | <b>1.6</b> |



# 21

# joseph FULCE



Sophomore • Forward • 6-7 • 205 • Plano, Texas • Plano

**2008-09:** Sidelined for the first 10 games of the season with a knee injury ... made his MU debut vs. Western Carolina (12/19), and pulled down four rebounds and scored two points in 11 minutes of action ... Played a career-high 12 minutes in his second appearance of the season, recording two points, two rebounds and a block vs. Presbyterian (12/28) ..

### Season & Career Highs

|                                    |                                    |
|------------------------------------|------------------------------------|
| <b>Points</b>                      |                                    |
| Season                             | 2, Twice                           |
| Career                             | 2, Twice                           |
| <b>Rebounds</b>                    |                                    |
| Season                             | 4, vs. Western Carolina (12/19/08) |
| Career                             | 4, vs. Western Carolina (12/19/08) |
| <b>Assists</b>                     |                                    |
| Season                             | 1, vs. Western Carolina (12/19/08) |
| Career                             | 1, vs. Western Carolina (12/19/08) |
| <b>Steals</b>                      |                                    |
| Season                             | --                                 |
| Career                             | --                                 |
| <b>Blocked Shots</b>               |                                    |
| Season                             | 1, vs. Presbyterian (12/28/08)     |
| Career                             | 1, vs. Presbyterian (12/28/08)     |
| <b>Minutes</b>                     |                                    |
| Season                             | 12, vs. Presbyterian (12/28/08)    |
| Career                             | 12, vs. Presbyterian (12/28/08)    |
| <b>Field Goals</b>                 |                                    |
| Season                             | 1, Twice                           |
| Career                             | 1, Twice                           |
| <b>Field Goal Attempts</b>         |                                    |
| Season                             | 5, vs. Presbyterian (12/28/08)     |
| Career                             | 5, vs. Presbyterian (12/28/08)     |
| <b>Free Throws</b>                 |                                    |
| Season                             | --                                 |
| Career                             | --                                 |
| <b>Free Throw Attempts</b>         |                                    |
| Season                             | --                                 |
| Career                             | --                                 |
| <b>3-Point Field Goals</b>         |                                    |
| Season                             | --                                 |
| Career                             | --                                 |
| <b>3-Point Field Goal Attempts</b> |                                    |
| Season                             | 1, Twice                           |
| Career                             | 1, Twice                           |

### Fulce's Career Stats

| Year    | GP | GS | Min | Avg  | FG-FGA | Pct  | 3FG-FGA | Pct  | FT-FTA | Pct  | Off | Def | Tot | Avg | PF | FO | Ast | TO | Blk | Stl | Pts | Avg |
|---------|----|----|-----|------|--------|------|---------|------|--------|------|-----|-----|-----|-----|----|----|-----|----|-----|-----|-----|-----|
| 2008-09 | 2  | 0  | 23  | 11.5 | 2-7    | 28.6 | 0-2     | 00.0 | 0-0    | 00.0 | 3   | 3   | 6   | 3.0 | 3  | 0  | 1   | 1  | 1   | 0   | 4   | 2.0 |



# 22

# Jerrel McNEAL



Senior • Guard • 6-3 • 200 • Chicago, Ill. • Hillcrest

**2008-09:** Was one of 50 players named to the John R. Wooden Award watch list and earned Preseason All-BIG EAST honors ... Tallied 20 points, five assists and four rebounds vs. Houston Baptist (11/14) and attempted a career-high eight three-pointers, while going a perfect 5-of-5 from the free throw line ... Two of his six field goals were from beyond the 3-point line and scored 17 points with six assists vs. Chicago State (11/17) ... Recorded a season-high 22 points and five steals vs. Milwaukee (11/22) ... Matched a career-high with four 3-pointers and finished with 20 points, five assists, four steals and a season-high eight rebounds vs. Texas Southern (11/25) ... Went 3-of-4 from beyond the 3-point arc and had 13 points vs. Northern Iowa (11/28) ... Tallied 16 points and six rebounds vs. Dayton (11/29) ... Named to the Chicago Invitational all-tournament team after averaging 16.5 points and 5.3 rebounds per game, in addition to 17 assists and eight steals in four games ... Finished with 14 points and five assists vs. Central Michigan (12/2) ... Shot 55.6 percent (10-of-18) from the field and netted 19 of his season-high 26 points in the second half in a 61-58 win over Wisconsin; scored 14 straight points in the second half for MU and finished with seven rebounds and a pair of steals against the Badgers ... Named BIG EAST Player of the Week for the second time in his career on Dec. 8 for his performances against Wisconsin and Central Michigan ... Added 16 points on 6-of-12 shooting vs. IPFW (12/13) ... Made a career-high five three-pointers and finished with 19 points, five rebounds and five assists vs. Western Carolina (12/19) ... Scored a team-high 20 points with four steals and season-high two blocks vs. NC State (12/22) ... Handed out a season-best seven assists and scored a game-high 24 points, including a pair of 3-pointers down the stretch, to lead MU past Villnova (1/1/09) ...

### Season & Career Highs

|                                    |                                    |
|------------------------------------|------------------------------------|
| <b>Points</b>                      |                                    |
| Season                             | 26, vs. Wisconsin (12/6/08)        |
| Career                             | 30, vs. Stanford (3/22/08)         |
| <b>Rebounds</b>                    |                                    |
| Season                             | 8, vs. Texas Southern (11/25/08)   |
| Career                             | 12, Twice                          |
| <b>Assists</b>                     |                                    |
| Season                             | 7, vs. Villanova (1/1/09)          |
| Career                             | 10, Twice                          |
| <b>Steals</b>                      |                                    |
| Season                             | 5, vs. Milwaukee (11/22/08)        |
| Career                             | 7, N. Dakota St. (12/2/06)         |
| <b>Blocked Shots</b>               |                                    |
| Season                             | 2, vs. NC State (12/22/08)         |
| Career                             | 3, Three times                     |
| <b>Minutes</b>                     |                                    |
| Season                             | 39, vs. Wisconsin (12/6/08)        |
| Career                             | 39, vs. Wisconsin (12/6/08)        |
| <b>Field Goals</b>                 |                                    |
| Season                             | 10, vs. Wisconsin (12/6/08)        |
| Career                             | 13, vs. Stanford (3/22/08)         |
| <b>Field Goal Attempts</b>         |                                    |
| Season                             | 23, vs. Dayton (11/29/08)          |
| Career                             | 25, vs. Stanford (3/22/08)         |
| <b>Free Throws</b>                 |                                    |
| Season                             | 6, Twice                           |
| Career                             | 9, at Connecticut (1/10/07)        |
| <b>Free Throw Attempts</b>         |                                    |
| Season                             | 8, vs. Villanova (1/1/09)          |
| Career                             | 13, at Connecticut (1/10/07)       |
| <b>3-Point Field Goals</b>         |                                    |
| Season                             | 5, vs. Western Carolina (12/19/08) |
| Career                             | 5, vs. Western Carolina (12/19/08) |
| <b>3-Point Field Goal Attempts</b> |                                    |
| Season                             | 8, Three times                     |
| Career                             | 8, Three times                     |

### McNeal's Career Stats

| Year         | GP         | GS         | Min         | Avg         | FG-FGA          | Pct         | 3FG-FGA        | Pct         | FT-FTA         | Pct         | Off        | Def        | Tot        | Avg        | PF         | FO        | Ast        | TO         | Blk       | Stl        | Pts         | Avg         |
|--------------|------------|------------|-------------|-------------|-----------------|-------------|----------------|-------------|----------------|-------------|------------|------------|------------|------------|------------|-----------|------------|------------|-----------|------------|-------------|-------------|
| 2005-06      | 31         | 31         | 853         | 27.5        | 138-312         | 44.2        | 13-46          | 28.3        | 54-72          | 75.0        | 40         | 100        | 140        | 4.5        | 77         | 2         | 85         | 117        | 14        | 64         | 343         | 11.1        |
| 2006-07      | 29         | 29         | 876         | 30.2        | 154-369         | 41.7        | 30-96          | 31.3        | 88-129         | 68.2        | 50         | 88         | 138        | 4.8        | 102        | 6         | 109        | 118        | 16        | 76         | 426         | 14.7        |
| 2007-08      | 35         | 35         | 1,056       | 30.2        | 198-434         | 45.6        | 35-115         | 30.4        | 92-131         | 70.2        | 56         | 115        | 171        | 4.9        | 109        | 4         | 124        | 98         | 15        | 76         | 523         | 14.9        |
| 2008-09      | 14         | 14         | 439         | 31.4        | 90-189          | 47.6        | 29-69          | 42.0        | 37-47          | 78.7        | 12         | 52         | 64         | 6.4        | 34         | 2         | 47         | 37         | 6         | 24         | 246         | 17.6        |
| <b>TOTAL</b> | <b>109</b> | <b>109</b> | <b>3224</b> | <b>29.6</b> | <b>580-1304</b> | <b>44.5</b> | <b>107-326</b> | <b>32.8</b> | <b>271-379</b> | <b>71.5</b> | <b>158</b> | <b>355</b> | <b>513</b> | <b>4.7</b> | <b>322</b> | <b>14</b> | <b>365</b> | <b>370</b> | <b>51</b> | <b>240</b> | <b>1538</b> | <b>14.1</b> |



# 23 wesley MATTHEWS



Senior • Guard • 6-5 • 215 • Madison, Wis. • Memorial

**2008-09:** Recorded 27 points and a career-high eight assists vs. Houston Baptist (11/14), while shooting 11-of-12 from the free throw line and 7-of-11 from the field and grabbing five rebounds and five steals ... Netted seven field goals for the eighth time in his career and went 10-of-10 from the charity stripe and 2-of-2 from beyond the arc en route to scoring a team-high 26 points and grabbed a career-best nine rebounds vs. Chicago State (11/17) ... Netted a career-high eight field goals on 16 attempts and went 9-of-10 from the foul line to finish with 25 points, including seven rebounds, vs. Milwaukee (11/22) ... Contributed 13 points, six rebounds, three assists and three steals vs. Texas Southern (11/25) ... Tallied 17 points and seven rebounds vs. Northern Iowa (11/28) ... Shot over 58 percent from the field (7-of-12) and 14-of-17 from to score 28 points vs. Dayton (11/29); also grabbed seven rebounds against the Flyers ... Named to the Chicago Invitational all-tournament team after averaging 21.0 points and 7.3 rebounds in four games played ... Went 10-of-10 from the free throw line and led the team in scoring with 18 points vs. Central Michigan (12/2) ... Played a season-high 39 minutes, but held to nine points with two steals vs. Wisconsin (12/6) ... Matched a season high with nine rebounds and scored 13 points with four assists vs. IPFW (12/13); also recorded a career-high, and team individual season-high, three blocks against the Mastodons ... Knocked down three 3-pointers in the first half and scored 20 of his career-high 30 points in the second stanza vs. Tennessee (12/16); went 15-of-18 from the foul line against the Vols, becoming the first MU players since Brian Wardle in 1999 to make at least 15 foul shots in a game ... Chipped in 18 points, in addition to five assists, four rebounds and two steals vs. Western Carolina (12/19) ... Scored 21 points with six rebounds and three assists vs. Presbyterian (12/28) ... Was 5-of-6 from the field and 8-

of-10 from the foul line and scored 16 of his 19 points in the second half vs. Villanova (1/1/09) ...

## Season & Career Highs

|                                    |                                   |
|------------------------------------|-----------------------------------|
| <b>Points</b>                      |                                   |
| Season                             | 30, vs. Tennessee (12/16/08)      |
| Career                             | 30, vs. Tennessee (12/16/08)      |
| <b>Rebounds</b>                    |                                   |
| Season                             | 9, Twice                          |
| Career                             | 13, vs. Lewis (12/28/05)          |
| <b>Assists</b>                     |                                   |
| Season                             | 8, vs. Houston Baptist (11/14/08) |
| Career                             | 8, vs. Houston Baptist (11/14/08) |
| <b>Steals</b>                      |                                   |
| Season                             | 5, vs. Houston Baptist (11/14/08) |
| Career                             | 6, S. Dakota St. (12/3/05)        |
| <b>Blocked Shots</b>               |                                   |
| Season                             | 3, vs. IPFW (12/13/08)            |
| Career                             | 3, vs. IPFW (12/13/08)            |
| <b>Minutes</b>                     |                                   |
| Season                             | 39, vs. Wisconsin (12/6/08)       |
| Career                             | 39, vs. Wisconsin (12/6/08)       |
| <b>Field Goals</b>                 |                                   |
| Season                             | 8, vs. Milwaukee (11/22/08)       |
| Career                             | 8, vs. Milwaukee (11/22/08)       |
| <b>Field Goal Attempts</b>         |                                   |
| Season                             | 16, vs. Milwaukee (11/22/08)      |
| Career                             | 18, Twice                         |
| <b>Free Throws</b>                 |                                   |
| Season                             | 15, vs. Tennessee (12/16/08)      |
| Career                             | 15, vs. Tennessee (12/16/08)      |
| <b>Free Throw Attempts</b>         |                                   |
| Season                             | 18, vs. Tennessee (12/16/08)      |
| Career                             | 18, vs. Tennessee (12/16/08)      |
| <b>3-Point Field Goals</b>         |                                   |
| Season                             | 3, vs. Tennessee (12/16/08)       |
| Career                             | 4, vs. USF (1/29/08)              |
| <b>3-Point Field Goal Attempts</b> |                                   |
| Season                             | 7, vs. Tennessee (12/16/08)       |
| Career                             | 7, vs. Tennessee (12/16/08)       |

## Matthews' Career Stats

| Year         | GP         | GS        | Min         | Avg         | FG-FGA         | Pct         | 3FG-FGA       | Pct         | FT-FTA         | Pct         | Off        | Def        | Tot        | Avg        | PF         | FO       | Ast        | TO         | Blk       | Stl        | Pts         | Avg         |
|--------------|------------|-----------|-------------|-------------|----------------|-------------|---------------|-------------|----------------|-------------|------------|------------|------------|------------|------------|----------|------------|------------|-----------|------------|-------------|-------------|
| 2005-06      | 23         | 13        | 573         | 24.9        | 65-163         | 39.9        | 14-32         | 43.8        | 63-80          | 78.8        | 34         | 59         | 93         | 4.0        | 51         | 0        | 51         | 52         | 5         | 29         | 207         | 9.0         |
| 2006-07      | 34         | 34        | 1,062       | 31.2        | 133-304        | 43.8        | 23-80         | 28.8        | 141-183        | 77.0        | 64         | 115        | 179        | 5.3        | 84         | 4        | 75         | 84         | 5         | 49         | 430         | 12.6        |
| 2007-08      | 35         | 35        | 1,009       | 28.8        | 121-279        | 43.4        | 31-67         | 31.3        | 132-167        | 79.0        | 58         | 97         | 155        | 4.4        | 76         | 0        | 59         | 57         | 10        | 34         | 395         | 11.3        |
| 2008-09      | 14         | 14        | 437         | 31.2        | 75-145         | 51.7        | 16-40         | 40.0        | 103-123        | 83.7        | 22         | 55         | 77         | 5.5        | 32         | 1        | 37         | 35         | 8         | 23         | 269         | 19.2        |
| <b>TOTAL</b> | <b>106</b> | <b>96</b> | <b>3081</b> | <b>29.1</b> | <b>394-891</b> | <b>44.2</b> | <b>74-219</b> | <b>33.8</b> | <b>439-553</b> | <b>79.4</b> | <b>178</b> | <b>326</b> | <b>504</b> | <b>4.8</b> | <b>243</b> | <b>5</b> | <b>222</b> | <b>228</b> | <b>28</b> | <b>135</b> | <b>1301</b> | <b>12.3</b> |



# 32

# lazar HAYWARD



Junior • Forward • 6-6 • 225 • Buffalo, N.Y. • Notre Dame Prep (Mass.)

**2008-09:** Registered a double-double with 19 points and 12 rebounds vs. Houston Baptist (11/14); was 8-of-12 shooting from the field against the Huskies ... Posted 21 points and finished with nine rebounds vs. Chicago State (11/17) ... Netted a career-high 25 points and pulled down 10 rebounds vs. Milwaukee (11/22) for his seventh career double-double ... Tallied 18 points and nine rebounds vs. Texas Southern (11/25) ... Recorded 15 points and eight rebounds vs. Northern Iowa (11/28) ... Scored 14 points with a pair of steals and eight rebounds, including five offensive boards, vs. Central Michigan (12/2) ... Grabbed 10 of his career-high 13 rebounds in the second half vs. Wisconsin (12/6) and finished with a season-high two steals ... Secured his team-leading third double-double of the season by the first half vs. IPFW (12/13); finished with 19 points on a career high nine field goals, and grabbed a career-best 18 rebounds, one shy of tying a Bradley Center record ... Tallied 14 points, seven rebounds, two steals and a blocked shot vs. Tennessee (12/16) ... Named to BIG EAST Honor Roll ... Went 8-of-13 from the floor and 9-of-9 from the free throw line in scoring a career-high 27 points vs. Western Carolina (12/19) ... Scored 16 points, including a pair of 3-pointers, vs. NC State (12/22) ... Recorded his ninth career double-double with a game-high 22 points, on a career-best five 3-pointers, and 11 rebounds vs. Presbyterian (12/28) ... Earned BIG EAST Honor Roll for the second time this season (12/29) ... Scored 15 points and added five rebounds and two steals vs. Villanova (1/1/09) ...

### Season & Career Highs

|                                    |                                     |
|------------------------------------|-------------------------------------|
| <b>Points</b>                      |                                     |
| Season                             | 27, vs. Western Carolina (12/19/08) |
| Career                             | 27, vs. Western Carolina (12/19/08) |
| <b>Rebounds</b>                    |                                     |
| Season                             | 18, vs. IPFW (12/13/08)             |
| Career                             | 18, vs. IPFW (12/13/08)             |
| <b>Assists</b>                     |                                     |
| Season                             | 3, vs. Presbyterian (12/28/08)      |
| Career                             | 3, Three times                      |
| <b>Steals</b>                      |                                     |
| Season                             | 2, Three times                      |
| Career                             | 4, Four times                       |
| <b>Blocked Shots</b>               |                                     |
| Season                             | 1, Four times                       |
| Career                             | 2, Twice                            |
| <b>Minutes</b>                     |                                     |
| Season                             | 35, Four times                      |
| Career                             | 35, Five times                      |
| <b>Field Goals</b>                 |                                     |
| Season                             | 9, vs. IPFW (12/13/08)              |
| Career                             | 9, vs. IPFW (12/13/08)              |
| <b>Field Goal Attempts</b>         |                                     |
| Season                             | 17, vs. IPFW (12/13/08)             |
| Career                             | 17, vs. IPFW (12/13/08)             |
| <b>Free Throws</b>                 |                                     |
| Season                             | 9, vs. Western Carolina (12/19/08)  |
| Career                             | 9, vs. Western Carolina (12/19/08)  |
| <b>Free Throw Attempts</b>         |                                     |
| Season                             | 10, Twice                           |
| Career                             | 11, vs. Notre Dame (3/13/08)        |
| <b>3-Point Field Goals</b>         |                                     |
| Season                             | 5, vs. Presbyterian (12/28)         |
| Career                             | 5, vs. Presbyterian (12/28)         |
| <b>3-Point Field Goal Attempts</b> |                                     |
| Season                             | 9, vs. Presbyterian (12/28)         |
| Career                             | 9, vs. Presbyterian (12/28)         |

### Hayward's Career Stats

| Year         | GP        | GS        | Min         | Avg         | FG-FGA         | Pct         | 3FG-FGA       | Pct         | FT-FTA         | Pct         | Off        | Def        | Tot        | Avg        | PF         | FO       | Ast       | TO         | Blk       | Stl       | Pts        | Avg         |
|--------------|-----------|-----------|-------------|-------------|----------------|-------------|---------------|-------------|----------------|-------------|------------|------------|------------|------------|------------|----------|-----------|------------|-----------|-----------|------------|-------------|
| 2006-07      | 34        | 16        | 553         | 16.3        | 83-194         | 42.8        | 10-48         | 20.8        | 48-72          | 66.7        | 61         | 63         | 124        | 3.6        | 73         | 1        | 10        | 35         | 3         | 20        | 224        | 6.6         |
| 2007-08      | 35        | 33        | 889         | 25.4        | 158-333        | 47.4        | 41-91         | 45.1        | 92-119         | 77.3        | 66         | 162        | 228        | 6.5        | 94         | 3        | 21        | 63         | 13        | 39        | 449        | 12.8        |
| 2008-09      | 14        | 14        | 409         | 29.2        | 84-169         | 49.7        | 19-56         | 33.9        | 52-66          | 78.8        | 45         | 84         | 129        | 9.2        | 37         | 2        | 19        | 32         | 4         | 12        | 239        | 17.1        |
| <b>TOTAL</b> | <b>83</b> | <b>63</b> | <b>1851</b> | <b>22.3</b> | <b>325-696</b> | <b>46.7</b> | <b>70-195</b> | <b>35.9</b> | <b>192-257</b> | <b>74.7</b> | <b>172</b> | <b>309</b> | <b>481</b> | <b>5.8</b> | <b>204</b> | <b>6</b> | <b>50</b> | <b>130</b> | <b>20</b> | <b>71</b> | <b>912</b> | <b>11.0</b> |



# 33

# jimmy BUTLER



Sophomore • Guard • 6-6 • 215 • Tomball, Texas • Tomball

**2008-09:** Shot 5-of-8 from the field and scored 10 points with four rebounds in his debut with the Golden Eagles vs. Houston Baptist (11/14) ... Recorded six points and shot 4-of-4 from the foul line in addition to four offensive rebounds vs. Texas Southern (11/25) ... Had four offensive rebounds and scored four points with two assists vs. Northern Iowa (11/28) ... Scored five of his seven points in the first half, shot 5-of-6 from the foul line and finished with a career-best two blocks vs. Central Michigan (12/2) ... Recorded a career-high five rebounds in 21 minutes of action vs. Tennessee (12/16) ... Scored seven points and added a career-high six rebounds and three assists vs. Western Carolina (12/19) ... Notched eight points on 3-of-4 shooting vs. Presbyterian (12/28) ... Picked up a team- and career-high seven rebounds in 15 minutes vs. Villanova (1/1/09) ...

### Season & Career Highs

|                                    |                                     |
|------------------------------------|-------------------------------------|
| <b>Points</b>                      |                                     |
| Season                             | 10, vs. Houston Baptist (11/14/08)  |
| Career                             | 10, vs. Houston Baptist (11/14/08)  |
| <b>Rebounds</b>                    |                                     |
| Season                             | 7, vs. Villanova (1/1/09)           |
| Career                             | 7, vs. Villanova (1/1/09)           |
| <b>Assists</b>                     |                                     |
| Season                             | 3, vs. Western Carolina (12/19/08)  |
| Career                             | 3, vs. Western Carolina (12/19/08)  |
| <b>Steals</b>                      |                                     |
| Season                             | 1, Four times                       |
| Career                             | 1, Four times                       |
| <b>Blocked Shots</b>               |                                     |
| Season                             | 2, vs. Central Michigan (12/2)      |
| Career                             | 2, vs. Central Michigan (12/2)      |
| <b>Minutes</b>                     |                                     |
| Season                             | 28, vs. Western Carolina (12/19/08) |
| Career                             | 28, vs. Western Carolina (12/19/08) |
| <b>Field Goals</b>                 |                                     |
| Season                             | 5, vs. Houston Baptist (11/14/08)   |
| Career                             | 5, vs. Houston Baptist (11/14/08)   |
| <b>Field Goal Attempts</b>         |                                     |
| Season                             | 8, vs. Houston Baptist (11/14/08)   |
| Career                             | 8, vs. Houston Baptist (11/14/08)   |
| <b>Free Throws</b>                 |                                     |
| Season                             | 5, vs. Central Michigan (12/2)      |
| Career                             | 5, vs. Central Michigan (12/2)      |
| <b>Free Throw Attempts</b>         |                                     |
| Season                             | 6, vs. Central Michigan (12/2)      |
| Career                             | 6, vs. Central Michigan (12/2)      |
| <b>3-Point Field Goals</b>         |                                     |
| Season                             | --                                  |
| Career                             | --                                  |
| <b>3-Point Field Goal Attempts</b> |                                     |
| Season                             | 1, vs. Chicago State (11/17/08)     |
| Career                             | 1, vs. Chicago State (11/17/08)     |


### Butler's Career Stats

| Year    | GP | GS | Min | Avg  | FG-FGA | Pct  | 3FG-FGA | Pct  | FT-FTA | Pct  | Off | Def | Tot | Avg | PF | FO | Ast | TO | Blk | Stl | Pts | Avg |
|---------|----|----|-----|------|--------|------|---------|------|--------|------|-----|-----|-----|-----|----|----|-----|----|-----|-----|-----|-----|
| 2008-09 | 14 | 0  | 225 | 16.1 | 16-37  | 43.2 | 0-1     | 00.0 | 21-29  | 72.4 | 26  | 15  | 41  | 2.9 | 22 | 0  | 11  | 9  | 4   | 4   | 53  | 3.8 |



# 42

# chris OTULE



Freshman • Center • 6-10 • 245 • Richmond, Texas • Ft. Bend Bush

**2008-09:** Sidelined for the first 10 games of the season with a foot injury ... Made his MU debut vs. Western Carolina (12/19) and tallied three points, one block and a rebound in 11 minutes of action ... Made second career appearance vs. Presbyterian (12/28) and recorded four points and a block, while four of his five rebounds came on the offensive glass ...

### Season & Career Highs

|                                    |                                    |
|------------------------------------|------------------------------------|
| <b>Points</b>                      |                                    |
| Season                             | 4, vs. Presbyterian (12/28)        |
| Career                             | 4, vs. Presbyterian (12/28)        |
| <b>Rebounds</b>                    |                                    |
| Season                             | 5, vs. Presbyterian (12/28)        |
| Career                             | 5, vs. Presbyterian (12/28)        |
| <b>Assists</b>                     |                                    |
| Season                             | --                                 |
| Career                             | --                                 |
| <b>Steals</b>                      |                                    |
| Season                             | --                                 |
| Career                             | --                                 |
| <b>Blocked Shots</b>               |                                    |
| Season                             | 1, Twice                           |
| Career                             | 1, Twice                           |
| <b>Minutes</b>                     |                                    |
| Season                             | 14, vs. Presbyterian (12/28)       |
| Career                             | 14, vs. Presbyterian (12/28)       |
| <b>Field Goals</b>                 |                                    |
| Season                             | 2, vs. Presbyterian (12/28)        |
| Career                             | 2, vs. Presbyterian (12/28)        |
| <b>Field Goal Attempts</b>         |                                    |
| Season                             | 5, vs. Presbyterian (12/28)        |
| Career                             | 5, vs. Presbyterian (12/28)        |
| <b>Free Throws</b>                 |                                    |
| Season                             | 3, vs. Western Carolina (12/19/08) |
| Career                             | 3, vs. Western Carolina (12/19/08) |
| <b>Free Throw Attempts</b>         |                                    |
| Season                             | 6, vs. Western Carolina (12/20/08) |
| Career                             | 6, vs. Western Carolina (12/20/08) |
| <b>3-Point Field Goals</b>         |                                    |
| Season                             | --                                 |
| Career                             | --                                 |
| <b>3-Point Field Goal Attempts</b> |                                    |
| Season                             | --                                 |
| Career                             | --                                 |


### Otule's Career Stats

| Year    | GP | GS | Min | Avg  | FG-FGA | Pct  | 3FG-FGA | Pct  | FT-FTA | Pct  | Off | Def | Tot | Avg | PF | FO | Ast | TO | Blk | Stl | Pts | Avg |
|---------|----|----|-----|------|--------|------|---------|------|--------|------|-----|-----|-----|-----|----|----|-----|----|-----|-----|-----|-----|
| 2008-09 | 2  | 0  | 25  | 12.5 | 2-8    | 25.0 | 0-0     | 00.0 | 3-6    | 50.0 | 4   | 2   | 6   | 3.0 | 5  | 0  | 0   | 1  | 2   | 0   | 7   | 3.5 |



# 45

# robert FROZENA



Sophomore • Guard • 6-1 • 180 • Sherwood, Wis. • St. Mary Central

**2008-09:** Made eighth career appearance and grabbed one rebound vs. Houston Baptist (11/14) ... Had a career-high two rebounds, both on the offensive end, vs. Texas Southern (11/25) ... Matched a career high with two rebounds in five minutes of action vs. Northern Iowa (11/28) ... Scored his first two points of the season with a pair of free throws vs. Central Michigan (12/2) ...

### Season & Career Highs

|                                    |                                  |
|------------------------------------|----------------------------------|
| <b>Points</b>                      |                                  |
| Season                             | 2, vs. Central Michigan (12/2)   |
| Career                             | 2, Twice                         |
| <b>Rebounds</b>                    |                                  |
| Season                             | 2, Twice                         |
| Career                             | 2, Twice                         |
| <b>Assists</b>                     |                                  |
| Season                             | --                               |
| Career                             | 1, vs. Providence (1/3/08)       |
| <b>Steals</b>                      |                                  |
| Season                             | --                               |
| Career                             | 1, vs. Coppin St. (12/21/07)     |
| <b>Blocked Shots</b>               |                                  |
| Season                             | --                               |
| Career                             | --                               |
| <b>Minutes</b>                     |                                  |
| Season                             | 5, vs. Northern Iowa (11/28/08)  |
| Career                             | 5, vs. Northern Iowa (11/28/08)  |
| <b>Field Goals</b>                 |                                  |
| Season                             | --                               |
| Career                             | --                               |
| <b>Field Goal Attempts</b>         |                                  |
| Season                             | 2, vs. Texas Southern (11/25/08) |
| Career                             | 2, vs. Texas Southern (11/25/08) |
| <b>Free Throws</b>                 |                                  |
| Season                             | 2, vs. Central Michigan (12/2)   |
| Career                             | 2, Twice                         |
| <b>Free Throw Attempts</b>         |                                  |
| Season                             | 2, vs. Central Michigan (12/2)   |
| Career                             | 2, Three times                   |
| <b>3-Point Field Goals</b>         |                                  |
| Season                             | --                               |
| Career                             | --                               |
| <b>3-Point Field Goal Attempts</b> |                                  |
| Season                             | --                               |
| Career                             | --                               |

### Frozena's Career Stats

| Year         | GP        | GS       | Min       | Avg        | FG-FGA     | Pct         | 3FG-FGA    | Pct         | FT-FTA     | Pct         | Off      | Def      | Tot      | Avg        | PF       | FO       | Ast      | TO       | Blk      | Stl      | Pts      | Avg        |
|--------------|-----------|----------|-----------|------------|------------|-------------|------------|-------------|------------|-------------|----------|----------|----------|------------|----------|----------|----------|----------|----------|----------|----------|------------|
| 2007-08      | 7         | 0        | 9         | 1.3        | 0-0        | 00.0        | 0-0        | 00.0        | 3-4        | 75.0        | 0        | 2        | 2        | 0.3        | 0        | 0        | 1        | 0        | 0        | 1        | 3        | 0.4        |
| 2008-09      | 7         | 0        | 13        | 1.9        | 0-3        | 00.0        | 0-0        | 00.0        | 2-2        | 1.000       | 4        | 2        | 6        | 0.9        | 2        | 0        | 0        | 2        | 0        | 0        | 2        | 0.3        |
| <b>TOTAL</b> | <b>14</b> | <b>0</b> | <b>22</b> | <b>1.6</b> | <b>0-3</b> | <b>00.0</b> | <b>0-0</b> | <b>00.0</b> | <b>5-6</b> | <b>83.3</b> | <b>4</b> | <b>4</b> | <b>8</b> | <b>0.6</b> | <b>2</b> | <b>0</b> | <b>1</b> | <b>2</b> | <b>0</b> | <b>1</b> | <b>5</b> | <b>0.4</b> |



## CAREER GAME-BY-GAME STATISTICS

### # 1 JAMES, Dominic

#### 2008-09 Statistics

|                   | min | fg-a | 3fg-a | ft-a | reb | ast | to | bk | st | pf | pts |
|-------------------|-----|------|-------|------|-----|-----|----|----|----|----|-----|
| Houston Baptist   | .26 | 2-5  | 0-3   | 1-2  | 2   | 5   | 4  | 0  | 6  | 1  | 5   |
| Chicago State     | .25 | 3-7  | 0-1   | 2-9  | 4   | 3   | 0  | 1  | 1  | 3  | 8   |
| Milwaukee         | .33 | 5-12 | 2-5   | 4-4  | 3   | 8   | 1  | 1  | 3  | 4  | 16  |
| Texas Southern    | .28 | 4-7  | 2-4   | 1-2  | 4   | 4   | 1  | 0  | 3  | 4  | 11  |
| vs. Northern Iowa | .21 | 3-10 | 2-5   | 0-0  | 3   | 6   | 1  | 0  | 2  | 0  | 8   |
| vs. Dayton        | .35 | 6-13 | 2-6   | 5-11 | 7   | 8   | 2  | 0  | 2  | 4  | 19  |
| Central Michigan  | .33 | 5-9  | 1-1   | 4-7  | 7   | 5   | 1  | 0  | 2  | 0  | 15  |
| Wisconsin         | .32 | 4-10 | 1-4   | 1-2  | 2   | 4   | 3  | 0  | 1  | 4  | 10  |
| IPFW              | .24 | 4-7  | 0-1   | 2-4  | 1   | 5   | 2  | 0  | 2  | 0  | 10  |
| vs. Tennessee     | .37 | 3-12 | 2-8   | 0-0  | 5   | 5   | 3  | 1  | 0  | 4  | 8   |
| Western Carolina  | .24 | 2-6  | 0-1   | 2-2  | 1   | 6   | 4  | 0  | 1  | 1  | 6   |
| at N.C. State     | .32 | 7-14 | 4-6   | 0-0  | 4   | 6   | 2  | 0  | 0  | 1  | 18  |
| Presbyterian      | .25 | 4-9  | 0-3   | 0-2  | 1   | 3   | 2  | 0  | 2  | 1  | 8   |
| Villanova*        | .35 | 6-16 | 4-10  | 1-4  | 6   | 3   | 5  | 0  | 1  | 1  | 17  |
| Cincinnati*       |     |      |       |      |     |     |    |    |    |    |     |
| at Rutgers*       |     |      |       |      |     |     |    |    |    |    |     |
| West Virginia*    |     |      |       |      |     |     |    |    |    |    |     |
| at Providence*    |     |      |       |      |     |     |    |    |    |    |     |
| DePaul*           |     |      |       |      |     |     |    |    |    |    |     |
| at Notre Dame*    |     |      |       |      |     |     |    |    |    |    |     |
| Georgetown*       |     |      |       |      |     |     |    |    |    |    |     |
| at DePaul*        |     |      |       |      |     |     |    |    |    |    |     |
| at USF*           |     |      |       |      |     |     |    |    |    |    |     |
| at Villanova*     |     |      |       |      |     |     |    |    |    |    |     |
| St. John's*       |     |      |       |      |     |     |    |    |    |    |     |
| Seton Hall*       |     |      |       |      |     |     |    |    |    |    |     |
| at Georgetown*    |     |      |       |      |     |     |    |    |    |    |     |
| Connecticut*      |     |      |       |      |     |     |    |    |    |    |     |
| at Louisville*    |     |      |       |      |     |     |    |    |    |    |     |
| at Pittsburgh*    |     |      |       |      |     |     |    |    |    |    |     |
| Syracuse*         |     |      |       |      |     |     |    |    |    |    |     |

#### 2007-08 Statistics

|                     | min | fg-a  | 3fg-a | ft-a | reb | ast | to | bk | st | pf | pts |
|---------------------|-----|-------|-------|------|-----|-----|----|----|----|----|-----|
| IUPUI*              | .31 | 3-7   | 0-3   | 6-7  | 1   | 3   | 2  | 1  | 4  | 2  | 12  |
| Utah Valley*        | .31 | 4-11  | 2-4   | 3-4  | 0   | 1   | 0  | 0  | 2  | 2  | 13  |
| at Chaminade*       | .28 | 4-12  | 0-4   | 3-4  | 0   | 2   | 0  | 0  | 3  | 1  | 11  |
| vs. Okla. St.*      | .27 | 5-11  | 4-6   | 4-4  | 1   | 5   | 4  | 1  | 2  | 1  | 18  |
| vs. Duke*           | .27 | 4-16  | 0-3   | 4-6  | 6   | 3   | 2  | 0  | 1  | 4  | 12  |
| UWM*                | .29 | 10-15 | 2-5   | 0-0  | 4   | 5   | 2  | 0  | 4  | 1  | 22  |
| at Wisconsin*       | .34 | 7-15  | 1-4   | 5-8  | 5   | 6   | 3  | 0  | 2  | 3  | 20  |
| Sacramento St.*     | .27 | 3-11  | 1-4   | 1-2  | 2   | 4   | 3  | 0  | 1  | 2  | 8   |
| IPFW*               | .29 | 7-13  | 2-2   | 1-4  | 3   | 6   | 4  | 0  | 2  | 1  | 17  |
| Coppin St.*         | .31 | 6-10  | 3-6   | 3-4  | 4   | 8   | 4  | 0  | 3  | 0  | 18  |
| Savannah St.*       | .28 | 4-12  | 1-3   | 3-5  | 3   | 3   | 2  | 0  | 1  | 1  | 12  |
| Providence*         | .28 | 6-11  | 4-6   | 5-6  | 3   | 6   | 0  | 0  | 1  | 2  | 21  |
| at WVU*             | .35 | 4-12  | 2-6   | 0-0  | 0   | 5   | 0  | 0  | 1  | 3  | 10  |
| Seton Hall*         | .29 | 4-12  | 1-5   | 4-6  | 5   | 3   | 3  | 1  | 1  | 2  | 13  |
| Notre Dame*         | .24 | 6-15  | 3-6   | 1-1  | 3   | 7   | 3  | 0  | 4  | 2  | 16  |
| at Louisville*      | .29 | 1-5   | 0-3   | 1-2  | 5   | 1   | 0  | 0  | 1  | 2  | 3   |
| at Connecticut*     | .29 | 4-10  | 0-1   | 1-3  | 2   | 3   | 1  | 0  | 0  | 4  | 9   |
| DePaul*             | .30 | 7-11  | 1-2   | 4-5  | 2   | 3   | 3  | 0  | 1  | 3  | 19  |
| USF*                | .19 | 1-7   | 0-2   | 1-6  | 0   | 4   | 0  | 0  | 1  | 1  | 3   |
| at Cincinnati*      | .34 | 2-9   | 0-5   | 4-6  | 4   | 4   | 3  | 0  | 0  | 4  | 8   |
| Louisville          | .18 | 3-9   | 1-5   | 1-2  | 4   | 0   | 3  | 0  | 0  | 4  | 8   |
| at Notre Dame*      | .32 | 10-16 | 3-6   | 0-0  | 1   | 6   | 1  | 1  | 1  | 1  | 23  |
| at Seton Hall*      | .32 | 2-9   | 1-4   | 4-7  | 2   | 6   | 2  | 1  | 3  | 4  | 9   |
| Pittsburgh*         | .31 | 2-11  | 0-6   | 0-0  | 5   | 12  | 0  | 0  | 0  | 2  | 4   |
| at St. John's*      | .36 | 5-16  | 0-3   | 9-9  | 1   | 4   | 1  | 0  | 0  | 4  | 19  |
| Rutgers*            | .29 | 5-9   | 1-3   | 2-2  | 0   | 6   | 5  | 0  | 0  | 1  | 13  |
| at Villanova*       | .33 | 9-13  | 5-8   | 2-2  | 3   | 4   | 5  | 0  | 6  | 2  | 25  |
| Georgetown*         | .38 | 6-11  | 1-3   | 2-6  | 2   | 1   | 3  | 0  | 2  | 3  | 15  |
| Florida Gulf Coast* | .30 | 4-10  | 1-5   | 2-3  | 2   | 4   | 5  | 0  | 3  | 3  | 11  |
| at Syracuse*        | .33 | 3-12  | 1-5   | 0-0  | 1   | 5   | 5  | 0  | 3  | 2  | 7   |
| vs. Seton Hall*     | .34 | 4-8   | 1-3   | 2-6  | 5   | 2   | 2  | 2  | 4  | 2  | 11  |
| vs. Notre Dame*     | .33 | 4-9   | 2-4   | 0-0  | 6   | 6   | 1  | 0  | 2  | 3  | 10  |
| vs. Pittsburgh*     | .35 | 3-16  | 0-4   | 2-2  | 3   | 3   | 0  | 0  | 1  | 1  | 8   |
| vs. Kentucky*       | .29 | 3-9   | 1-3   | 8-10 | 1   | 3   | 0  | 0  | 1  | 3  | 15  |
| vs. Stanford*       | .38 | 4-16  | 0-3   | 1-2  | 4   | 10  | 3  | 1  | 1  | 0  | 9   |

### # 2 ACKER, Maurice

#### 2008-09 Statistics

|                   | min | fg-a | 3fg-a | ft-a | reb | ast | to | bk | st | pf | pts |
|-------------------|-----|------|-------|------|-----|-----|----|----|----|----|-----|
| Houston Baptist   | .16 | 1-6  | 0-1   | 2-2  | 5   | 1   | 0  | 0  | 0  | 3  | 4   |
| Chicago State     | .15 | 2-5  | 1-2   | 2-2  | 0   | 0   | 0  | 0  | 0  | 2  | 4   |
| Milwaukee         | .16 | 1-5  | 0-2   | 1-3  | 2   | 1   | 1  | 0  | 0  | 1  | 3   |
| Texas Southern    | .19 | 3-5  | 3-4   | 1-2  | 2   | 2   | 0  | 0  | 1  | 1  | 10  |
| vs. Northern Iowa | .19 | 2-6  | 0-4   | 0-0  | 1   | 3   | 0  | 0  | 1  | 0  | 4   |
| vs. Dayton        | .14 | 0-1  | 0-0   | 0-0  | 3   | 0   | 2  | 0  | 0  | 2  | 0   |
| Central Michigan  | .14 | 1-3  | 1-1   | 0-0  | 2   | 0   | 1  | 0  | 1  | 1  | 3   |
| Wisconsin         | .8  | 0-1  | 0-1   | 6-7  | 0   | 1   | 0  | 0  | 1  | 2  | 6   |
| IPFW              | .16 | 0-2  | 0-2   | 0-0  | 0   | 2   | 1  | 0  | 0  | 0  | 0   |
| vs. Tennessee     | .8  | 0-2  | 0-1   | 0-0  | 0   | 0   | 0  | 0  | 0  | 3  | 0   |
| Western Carolina  | .18 | 3-4  | 2-3   | 0-0  | 0   | 2   | 2  | 0  | 2  | 2  | 8   |
| at N.C. State     | .9  | 0-0  | 0-0   | 0-0  | 1   | 1   | 0  | 0  | 0  | 2  | 0   |
| Presbyterian      | .16 | 0-2  | 0-2   | 1-2  | 2   | 10  | 1  | 0  | 4  | 1  | 1   |
| Villanova*        | .5  | 0-1  | 0-1   | 0-0  | 1   | 1   | 2  | 0  | 0  | 0  | 0   |
| Cincinnati*       |     |      |       |      |     |     |    |    |    |    |     |
| at Rutgers*       |     |      |       |      |     |     |    |    |    |    |     |
| West Virginia*    |     |      |       |      |     |     |    |    |    |    |     |
| at Providence*    |     |      |       |      |     |     |    |    |    |    |     |
| DePaul*           |     |      |       |      |     |     |    |    |    |    |     |
| at Notre Dame*    |     |      |       |      |     |     |    |    |    |    |     |
| Georgetown*       |     |      |       |      |     |     |    |    |    |    |     |
| at DePaul*        |     |      |       |      |     |     |    |    |    |    |     |
| at USF*           |     |      |       |      |     |     |    |    |    |    |     |
| at Villanova*     |     |      |       |      |     |     |    |    |    |    |     |
| St. John's*       |     |      |       |      |     |     |    |    |    |    |     |
| Seton Hall*       |     |      |       |      |     |     |    |    |    |    |     |
| at Georgetown*    |     |      |       |      |     |     |    |    |    |    |     |
| Connecticut*      |     |      |       |      |     |     |    |    |    |    |     |
| at Louisville*    |     |      |       |      |     |     |    |    |    |    |     |
| at Pittsburgh*    |     |      |       |      |     |     |    |    |    |    |     |
| Syracuse*         |     |      |       |      |     |     |    |    |    |    |     |

#### 2006-07 Statistics

|                   | min | fg-a | 3fg-a | ft-a  | reb | ast | to | bk | st | pf | pts |
|-------------------|-----|------|-------|-------|-----|-----|----|----|----|----|-----|
| Hillsdale*        | .30 | 3-15 | 0-1   | 7-8   | 1   | 4   | 2  | 0  | 4  | 2  | 13  |
| Idaho St.*        | .38 | 5-14 | 3-8   | 4-9   | 5   | 3   | 3  | 0  | 4  | 1  | 17  |
| Detroit*          | .29 | 8-15 | 2-5   | 2-4   | 2   | 5   | 0  | 0  | 4  | 1  | 20  |
| Eastern Michigan* | .25 | 6-11 | 3-6   | 2-4   | 2   | 6   | 4  | 0  | 0  | 3  | 17  |
| vs. Texas Tech*   | .32 | 7-15 | 1-6   | 1-4   | 1   | 1   | 4  | 0  | 0  | 3  | 16  |
| vs. Duke*         | .34 | 9-15 | 2-4   | 5-6   | 3   | 7   | 1  | 0  | 1  | 0  | 25  |
| at Valparaiso*    | .26 | 4-12 | 3-9   | 11-13 | 0   | 3   | 2  | 0  | 1  | 2  | 22  |
| Northwestern St.* | .31 | 7-12 | 0-3   | 5-7   | 5   | 6   | 1  | 0  | 2  | 2  | 19  |
| North Dakota St.* | .27 | 3-11 | 1-5   | 1-2   | 2   | 6   | 3  | 1  | 2  | 2  | 8   |
| Delaware St.*     | .33 | 5-7  | 2-2   | 1-4   | 1   | 1   | 4  | 1  | 0  | 2  | 13  |
| Wisconsin*        | .37 | 7-19 | 2-7   | 3-6   | 4   | 1   | 2  | 0  | 2  | 2  | 19  |
| UMBC*             | .36 | 8-16 | 0-6   | 1-1   | 2   | 6   | 3  | 0  | 4  | 2  | 17  |
| Oakland*          | .31 | 8-14 | 1-2   | 3-5   | 6   | 9   | 6  | 0  | 1  | 2  | 20  |
| Morgan St.*       | .31 | 2-6  | 1-2   | 2-2   | 0   | 3   | 6  | 0  | 2  | 1  | 7   |
| Savannah St.*     | .35 | 6-11 | 2-5   | 8-11  | 1   | 6   | 3  | 0  | 2  | 2  | 22  |
| at Providence*    | .37 | 3-11 | 1-8   | 5-7   | 2   | 4   | 1  | 0  | 2  | 3  | 12  |
| Syracuse*         | .32 | 3-12 | 0-7   | 0-3   | 4   | 6   | 2  | 1  | 3  | 4  | 6   |
| at Connecticut*   | .33 | 5-18 | 1-5   | 6-10  | 4   | 4   | 3  | 0  | 3  | 2  | 17  |
| West Virginia*    | .33 | 8-17 | 3-5   | 2-4   | 5   | 6   | 4  | 0  | 5  | 2  | 21  |
| at Louisville*    | .35 | 7-16 | 4-7   | 0-0   | 3   | 5   | 4  | 0  | 1  | 2  | 18  |
| at Pittsburgh*    | .39 | 6-14 | 4-9   | 7-8   | 1   | 5   | 0  | 0  | 0  | 3  | 23  |
| Seton Hall*       | .36 | 5-10 | 1-3   | 0-4   | 4   | 4   | 1  | 0  | 1  | 2  | 11  |
| at USF*           | .33 | 5-11 | 2-6   | 4-7   | 3   | 6   | 3  | 0  | 4  | 2  | 16  |
| Providence*       | .31 | 2-11 | 0-4   | 2-4   | 2   | 3   | 2  | 0  | 0  | 1  | 6   |
| Rutgers*          | .34 | 1-7  | 0-4   | 4-4   | 4   | 7   | 0  | 0  | 1  | 3  | 6   |
| at Georgetown*    | .34 | 2-17 | 0-6   | 2-2   | 4   | 3   | 2  | 0  | 0  | 1  | 6   |
| at DePaul*        | .38 | 6-17 | 1-5   | 4-7   | 4   | 6   | 3  | 0  | 1  | 3  | 17  |
| Louisville*       | .34 | 3-6  | 0-1   | 3-6   | 5   | 3   | 4  | 0  | 2  | 3  | 9   |
| Villanova*        | .35 | 5-13 | 2-7   | 6-6   | 3   | 5   | 4  | 1  | 2  | 4  | 18  |
| at Notre Dame*    | .36 | 6-20 | 1-4   | 1-3   | 9   | 8   | 1  | 0  | 2  | 4  | 14  |
| Pittsburgh*       | .27 | 3-10 | 1-5   | 1-2   | 2   | 10  | 1  | 1  | 1  | 1  | 8   |
| vs. St. John's*   | .37 | 2-14 | 0-9   | 5-6   | 5   | 8   | 5  | 0  | 1  | 2  | 9   |
| vs. Pittsburgh*   | .35 | 5-12 | 2-8   | 4-4   | 3   | 5   | 2  | 0  | 1  | 3  | 16  |
| vs. Michigan St.* | .36 | 6-16 | 4-10  | 2-2   | 2   | 2   | 3  | 0  | 2  | 0  | 18  |

#### 2005-06 Statistics

|                     | min | fg-a | 3fg-a | ft-a | reb | ast | to | bk | st | pf | pts |
|---------------------|-----|------|-------|------|-----|-----|----|----|----|----|-----|
| Rice*               | .30 | 4-12 | 3-7   | 5-7  | 6   | 9   | 2  | 1  | 1  | 3  | 16  |
| Winthrop*           | .37 | 5-13 | 2-7   | 3-4  | 2   | 7   | 4  | 0  | 2  | 2  | 15  |
| vs. E. Washington*  | .32 | 5-11 | 0-3   | 4-6  | 3   | 3   | 6  | 1  | 2  | 5  | 14  |
| vs. Oral Roberts*   | .30 | 4-13 | 1-6   | 6-11 | 3   | 8   | 3  | 0  | 1  | 3  | 15  |
| vs. South Carolina* | .32 | 3-12 | 2-7   | 4-6  | 2   | 9   | 3  | 0  | 0  | 0  | 12  |
| at Nebraska*        | .32 | 9-21 | 4-14  | 0-0  | 8   | 3   | 3  | 0  | 1  | 4  | 22  |
| South Dakota St.*   | .31 | 7-9  | 0-0   | 0-0  | 5   | 8   | 2  | 0  | 5  | 2  | 14  |
| Valparaiso*         | .27 | 5-10 | 2-4   | 0-0  | 5   | 4   | 1  | 0  | 0  | 2  | 12  |
| at Wisconsin*       | .34 | 4-12 | 0-3   | 2-5  | 8   | 8   | 4  | 1  | 1  |    |     |



## CAREER GAME-BY-GAME STATISTICS

### # 4 HAZEL, Patrick

#### 2008-09 Statistics

|                   | min | fg-a | 3fg-a | ft-a | reb | ast | to | bk | st | pf | pts |
|-------------------|-----|------|-------|------|-----|-----|----|----|----|----|-----|
| Houston Baptist   | .22 | 3-3  | 0-0   | 1-3  | 4   | 0   | 0  | 1  | 0  | 3  | 7   |
| Chicago State     | .22 | 3-3  | 0-0   | 4-6  | 5   | 1   | 3  | 2  | 1  | 2  | 10  |
| Milwaukee         | .19 | 2-3  | 0-0   | 0-0  | 6   | 0   | 0  | 1  | 0  | 1  | 4   |
| Texas Southern    | .15 | 2-4  | 0-0   | 0-2  | 5   | 0   | 1  | 1  | 0  | 1  | 4   |
| vs. Northern Iowa | .10 | 1-1  | 0-0   | 2-2  | 2   | 0   | 0  | 0  | 0  | 5  | 4   |
| vs. Dayton        | .8  | 0-0  | 0-0   | 0-0  | 0   | 0   | 0  | 0  | 0  | 0  | 0   |
| Central Michigan  |     |      |       | DNP  |     |     |    |    |    |    |     |
| Wisconsin         | .4  | 0-0  | 0-0   | 0-0  | 0   | 0   | 1  | 0  | 0  | 2  | 0   |
| IPFW              | .17 | 1-1  | 0-0   | 0-0  | 3   | 0   | 2  | 0  | 0  | 4  | 2   |
| vs. Tennessee     | .6  | 0-0  | 0-0   | 1-2  | 2   | 0   | 0  | 0  | 0  | 1  | 1   |
| Western Carolina  | .13 | 2-2  | 0-0   | 0-0  | 2   | 0   | 0  | 1  | 2  | 1  | 4   |
| at N.C. State     | .12 | 2-3  | 0-0   | 0-0  | 2   | 0   | 0  | 1  | 2  | 3  | 4   |
| Presbyterian      | .10 | 0-0  | 0-0   | 0-0  | 1   | 0   | 0  | 0  | 0  | 0  | 0   |
| Villanova*        | .21 | 0-0  | 0-0   | 2-2  | 3   | 0   | 1  | 0  | 0  | 4  | 2   |
| Cincinnati*       |     |      |       |      |     |     |    |    |    |    |     |
| at Rutgers*       |     |      |       |      |     |     |    |    |    |    |     |
| West Virginia*    |     |      |       |      |     |     |    |    |    |    |     |
| at Providence*    |     |      |       |      |     |     |    |    |    |    |     |
| DePaul*           |     |      |       |      |     |     |    |    |    |    |     |
| at Notre Dame*    |     |      |       |      |     |     |    |    |    |    |     |
| Georgetown*       |     |      |       |      |     |     |    |    |    |    |     |
| at DePaul*        |     |      |       |      |     |     |    |    |    |    |     |
| at USF*           |     |      |       |      |     |     |    |    |    |    |     |
| at Villanova*     |     |      |       |      |     |     |    |    |    |    |     |
| St. John's*       |     |      |       |      |     |     |    |    |    |    |     |
| Seton Hall*       |     |      |       |      |     |     |    |    |    |    |     |
| at Georgetown*    |     |      |       |      |     |     |    |    |    |    |     |
| Connecticut*      |     |      |       |      |     |     |    |    |    |    |     |
| at Louisville*    |     |      |       |      |     |     |    |    |    |    |     |
| at Pittsburgh*    |     |      |       |      |     |     |    |    |    |    |     |
| Syracuse*         |     |      |       |      |     |     |    |    |    |    |     |

#### 2007-08 Statistics

|                    | min | fg-a | 3fg-a | ft-a | reb | ast | to | bk | st | pf | pts |
|--------------------|-----|------|-------|------|-----|-----|----|----|----|----|-----|
| IUPUI              |     |      |       |      |     |     |    |    |    |    | DNP |
| Utah Valley        |     |      |       |      |     |     |    |    |    |    | DNP |
| at Chaminade       |     |      |       |      |     |     |    |    |    |    | DNP |
| vs. Okla. St.      | .4  | 0-0  | 0-0   | 0-0  | 3   | 0   | 0  | 0  | 0  | 0  | 0   |
| vs. Duke           |     |      |       |      |     |     |    |    |    |    | DNP |
| UWM                | .9  | 1-1  | 0-0   | 0-0  | 2   | 0   | 0  | 1  | 0  | 1  | 2   |
| at Wisconsin       |     |      |       |      |     |     |    |    |    |    | DNP |
| Sacramento St.     | .3  | 0-0  | 0-0   | 0-0  | 1   | 0   | 0  | 0  | 0  | 0  | 0   |
| IPFW               | .3  | 1-1  | 0-0   | 1-1  | 1   | 0   | 0  | 0  | 0  | 0  | 3   |
| Coppin St.         | .7  | 0-0  | 0-0   | 0-0  | 2   | 0   | 0  | 2  | 0  | 1  | 0   |
| Savannah St.       | .6  | 0-0  | 0-0   | 0-1  | 1   | 0   | 0  | 0  | 0  | 1  | 0   |
| Providence         | .2  | 1-1  | 0-0   | 0-0  | 0   | 0   | 1  | 0  | 0  | 1  | 2   |
| at WVU             |     |      |       |      |     |     |    |    |    |    | DNP |
| Seton Hall         |     |      |       |      |     |     |    |    |    |    | DNP |
| Notre Dame         | .3  | 0-1  | 0-0   | 0-0  | 0   | 0   | 0  | 0  | 0  | 0  | 0   |
| at Louisville      |     |      |       |      |     |     |    |    |    |    | DNP |
| at Connecticut     | .2  | 0-0  | 0-0   | 0-0  | 0   | 0   | 0  | 0  | 0  | 0  | 0   |
| DePaul             |     |      |       |      |     |     |    |    |    |    | DNP |
| USF                |     |      |       |      |     |     |    |    |    |    | DNP |
| at Cincinnati      |     |      |       |      |     |     |    |    |    |    | DNP |
| Louisville         |     |      |       |      |     |     |    |    |    |    | DNP |
| at Notre Dame      |     |      |       |      |     |     |    |    |    |    | DNP |
| at Seton Hall      | .3  | 0-0  | 0-0   | 0-0  | 3   | 1   | 0  | 0  | 0  | 1  | 0   |
| Pittsburgh         | .2  | 0-0  | 0-0   | 0-0  | 1   | 0   | 0  | 0  | 0  | 0  | 0   |
| at St. John's      | .1  | 0-0  | 0-0   | 0-0  | 0   | 0   | 0  | 0  | 0  | 0  | 0   |
| Rutgers            | .2  | 0-0  | 0-0   | 0-0  | 2   | 1   | 0  | 1  | 0  | 0  | 0   |
| at Villanova       |     |      |       |      |     |     |    |    |    |    | DNP |
| Georgetown         |     |      |       |      |     |     |    |    |    |    | DNP |
| Florida Gulf Coast | .2  | 0-0  | 0-0   | 0-0  | 0   | 0   | 0  | 1  | 0  | 0  | 0   |
| at Syracuse        |     |      |       |      |     |     |    |    |    |    | DNP |
| vs. Seton Hall     |     |      |       |      |     |     |    |    |    |    | DNP |
| vs. Notre Dame     |     |      |       |      |     |     |    |    |    |    | DNP |
| vs. Pittsburgh     |     |      |       |      |     |     |    |    |    |    | DNP |
| vs. Kentucky       |     |      |       |      |     |     |    |    |    |    | DNP |
| vs. Stanford       |     |      |       |      |     |     |    |    |    |    | DNP |

### # 10 CUBILLAN, David

#### 2008-09 Statistics

|                   | min | fg-a | 3fg-a | ft-a | reb | ast | to | bk | st | pf | pts |
|-------------------|-----|------|-------|------|-----|-----|----|----|----|----|-----|
| Houston Baptist   | .11 | 1-4  | 1-3   | 0-2  | 0   | 1   | 1  | 0  | 0  | 0  | 3   |
| Chicago State     | .16 | 2-4  | 2-4   | 2-2  | 1   | 2   | 2  | 0  | 0  | 1  | 8   |
| Milwaukee         | .14 | 1-3  | 0-1   | 0-1  | 3   | 1   | 1  | 0  | 1  | 5  | 2   |
| Texas Southern    | .16 | 1-6  | 1-4   | 0-0  | 1   | 2   | 2  | 0  | 0  | 1  | 3   |
| vs. Northern Iowa | .22 | 2-6  | 2-5   | 1-2  | 3   | 3   | 0  | 0  | 1  | 1  | 7   |
| vs. Dayton        | .20 | 2-3  | 1-2   | 0-0  | 1   | 1   | 0  | 0  | 0  | 3  | 5   |
| Central Michigan  | .29 | 1-6  | 1-4   | 2-2  | 3   | 4   | 2  | 1  | 1  | 2  | 5   |
| Wisconsin         | .6  | 0-1  | 0-1   | 0-0  | 0   | 0   | 0  | 0  | 0  | 0  | 0   |
| IPFW              | .20 | 1-5  | 0-4   | 0-0  | 1   | 1   | 1  | 0  | 1  | 0  | 2   |
| vs. Tennessee     | .0+ | 0-0  | 0-0   | 0-0  | 0   | 0   | 0  | 0  | 0  | 0  | 0   |
| Western Carolina  | .3  | 0-1  | 0-0   | 0-0  | 0   | 0   | 0  | 0  | 0  | 0  | 0   |
| at N.C. State     | .2  | 0-0  | 0-0   | 0-0  | 1   | 0   | 0  | 0  | 0  | 0  | 0   |
| Presbyterian      | .13 | 1-1  | 1-1   | 0-0  | 0   | 1   | 2  | 0  | 0  | 1  | 3   |
| Villanova*        | .1  | 0-0  | 0-0   | 0-0  | 0   | 0   | 0  | 0  | 0  | 0  | 0   |
| Cincinnati*       |     |      |       |      |     |     |    |    |    |    |     |
| at Rutgers*       |     |      |       |      |     |     |    |    |    |    |     |
| West Virginia*    |     |      |       |      |     |     |    |    |    |    |     |
| at Providence*    |     |      |       |      |     |     |    |    |    |    |     |
| DePaul*           |     |      |       |      |     |     |    |    |    |    |     |
| at Notre Dame*    |     |      |       |      |     |     |    |    |    |    |     |
| Georgetown*       |     |      |       |      |     |     |    |    |    |    |     |
| at DePaul*        |     |      |       |      |     |     |    |    |    |    |     |
| at USF*           |     |      |       |      |     |     |    |    |    |    |     |
| at Villanova*     |     |      |       |      |     |     |    |    |    |    |     |
| St. John's*       |     |      |       |      |     |     |    |    |    |    |     |
| Seton Hall*       |     |      |       |      |     |     |    |    |    |    |     |
| at Georgetown*    |     |      |       |      |     |     |    |    |    |    |     |
| Connecticut*      |     |      |       |      |     |     |    |    |    |    |     |
| at Louisville*    |     |      |       |      |     |     |    |    |    |    |     |
| at Pittsburgh*    |     |      |       |      |     |     |    |    |    |    |     |
| Syracuse*         |     |      |       |      |     |     |    |    |    |    |     |

#### 2006-07 Statistics

|                  | min | fg-a | 3fg-a | ft-a | reb | ast | to | bk | st | pf | pts |
|------------------|-----|------|-------|------|-----|-----|----|----|----|----|-----|
| Hillsdale        | .19 | 2-3  | 1-2   | 0-1  | 2   | 1   | 2  | 0  | 1  | 2  | 5   |
| Idaho St.        | .18 | 0-1  | 0-1   | 0-0  | 2   | 1   | 0  | 1  | 0  | 1  | 0   |
| Detroit          | .20 | 3-5  | 2-3   | 2-2  | 0   | 2   | 2  | 0  | 0  | 2  | 10  |
| Eastern Michigan | .16 | 3-4  | 3-4   | 1-2  | 1   | 5   | 1  | 0  | 0  | 1  | 10  |
| vs. Texas Tech   | .28 | 4-6  | 3-5   | 0-0  | 5   | 1   | 1  | 0  | 1  | 2  | 11  |
| vs. Duke         | .19 | 1-3  | 1-3   | 2-3  | 1   | 0   | 1  | 0  | 0  | 2  | 5   |
| at Valparaiso    | .23 | 1-3  | 1-3   | 1-2  | 2   | 1   | 1  | 0  | 1  | 0  | 4   |
| Northwestern St. | .22 | 1-5  | 1-4   | 0-0  | 2   | 4   | 1  | 0  | 3  | 2  | 3   |
| North Dakota St. | .15 | 3-4  | 2-3   | 0-0  | 1   | 3   | 1  | 0  | 0  | 2  | 8   |
| Delaware St.     | .19 | 1-2  | 1-1   | 0-0  | 0   | 4   | 0  | 0  | 2  | 0  | 3   |
| Wisconsin        | .18 | 1-5  | 1-2   | 0-0  | 2   | 1   | 0  | 0  | 1  | 1  | 3   |
| UMBC             | .19 | 1-5  | 1-5   | 0-2  | 1   | 2   | 0  | 0  | 1  | 0  | 3   |
| Oakland          | .25 | 2-3  | 2-2   | 2-2  | 2   | 2   | 3  | 1  | 0  | 2  | 8   |
| Morgan St.       | .15 | 1-2  | 0-1   | 0-0  | 0   | 1   | 0  | 0  | 1  | 0  | 2   |
| Savannah St.     | .10 | 0-0  | 0-0   | 0-0  | 0   | 2   | 0  | 0  | 0  | 2  | 0   |
| at Providence*   | .30 | 1-7  | 1-5   | 0-0  | 2   | 1   | 1  | 0  | 2  | 0  | 3   |
| Syracuse         | .21 | 2-5  | 2-5   | 0-0  | 1   | 1   | 2  | 0  | 1  | 3  | 6   |
| at Connecticut   | .12 | 0-2  | 0-0   | 0-0  | 1   | 1   | 1  | 0  | 0  | 1  | 0   |
| West Virginia    | .24 | 5-5  | 4-4   | 0-0  | 4   | 0   | 1  | 0  | 1  | 1  | 14  |
| at Louisville    | .22 | 0-2  | 0-2   | 0-0  | 1   | 0   | 0  | 0  | 0  | 2  | 0   |
| at Pittsburgh    | .30 | 0-3  | 0-2   | 0-0  | 4   | 2   | 2  | 0  | 0  | 1  | 0   |
| Seton Hall       | .13 | 0-3  | 0-1   | 0-0  | 1   | 1   | 0  | 0  | 0  | 2  | 0   |
| at USF           | .24 | 3-7  | 3-6   | 0-0  | 3   | 2   | 3  | 0  | 1  | 1  | 9   |
| Providence       | .21 | 2-4  | 2-3   | 0-0  | 3   | 1   | 2  | 0  | 1  | 1  | 6   |
| Rutgers          | .23 | 2-6  | 2-5   | 4-4  | 3   | 2   | 0  | 0  | 0  | 1  | 10  |
| at Georgetown    | .26 | 1-8  | 1-6   | 0-0  | 2   | 1   | 0  | 0  | 0  | 1  | 3   |
| at DePaul        | .18 | 0-1  | 0-1   | 0-0  | 0   | 1   | 1  | 0  | 1  | 2  | 0   |
| Louisville       | .13 | 1-4  | 1-3   | 1-2  | 4   | 0   | 0  | 0  | 1  | 0  | 4   |
| Villanova        | .29 | 2-6  | 2-6   | 2-2  | 1   | 1   | 0  | 0  | 0  | 2  | 8   |
| at Notre Dame    | .27 | 2-6  | 2-5   | 4-4  | 1   | 2   | 0  | 0  | 2  | 2  | 10  |
| Pittsburgh       | .26 | 4-7  | 4-7   | 8-8  | 5   | 2   | 0  | 0  | 0  | 2  | 20  |
| vs. St. John's   | .19 | 1-3  | 1-1   | 2-4  | 2   | 1   | 0  | 0  | 0  | 2  | 5   |
| vs. Pittsburgh   | .30 | 2-7  | 1-4   | 0-0  | 3   | 3   | 0  | 0  | 0  | 3  | 5   |
| vs. Michigan St. | .27 | 3-8  | 3-8   | 0-0  | 2   | 3   | 1  | 0  | 1  | 2  | 9   |

#### 2007-08 Statistics

|                | min | fg-a | 3fg-a | ft-a | reb | ast | to | bk | st | pf | pts |
|----------------|-----|------|-------|------|-----|-----|----|----|----|----|-----|
| IUPUI          | .23 | 3-9  | 2-8   | 1-1  | 1   | 3   | 1  | 0  | 0  | 2  | 9   |
| Utah Valley    | .19 | 4-8  | 2-6   | 2-2  | 1   | 2   | 0  | 0  | 2  | 0  | 12  |
| at Chaminade   | .24 | 3-8  | 2-6   | 3-3  | 1   | 2   | 1  | 0  | 3  | 0  | 11  |
| vs. Okla. St.  | .23 | 4-5  | 2-2   | 0-0  | 2   | 1   | 2  | 0  | 0  | 0  | 10  |
| vs. Duke       | .21 | 2-4  | 2-4   | 0-0  | 1   | 2   | 0  | 0  | 1  | 2  | 6   |
| UWM            | .26 | 5-9  | 2-6   | 0-0  | 4   | 6   | 1  | 0  | 0  | 1  | 12  |
| at Wisconsin   | .20 | 1-5  | 1-4   | 0-0  | 1   | 2   | 0  | 0  | 0  | 1  | 3   |
| Sacramento St. | .23 | 1-4  | 0-2   | 3-5  | 2   | 3   | 1  | 1  | 2  | 1  | 5   |
| IPFW           | .18 | 4-9  | 3-8   | 0-0  | 3   | 1   | 3  | 0  | 0  | 1  | 11  |
| Coppin St.     |     |      |       |      |     |     |    |    |    |    | DNP |
| Savannah St.   | .14 | 2-4  | 1-2   | 0-0  | 1   | 2   | 1  | 0  | 0  | 0  | 5   |
| Providence     | .22 | 1-4  | 0-3   | 0-0  | 1   | 1   | 0  | 0  | 2  | 1  | 2   |
| at WVU         | .20 | 2-6  | 1-4   | 0-0  | 2   | 2   | 2  | 0  | 0  | 4  | 5   |
| Seton Hall     | .10 | 1-4  | 0-0   | 0    | 0   | 0   | 0  | 0  | 0  | 1  | 3   |
| Notre Dame     | .15 | 4-7  | 3-5   | 0-0  | 2   | 2   | 1  | 0  | 1  | 0  | 11  |
| at Louisville  | .14 | 0-1  | 0-1   | 0-1  | 0   | 0   | 0  | 0  | 0  | 3  | 0   |
| at Connecticut | .16 | 3-3  | 2-2   | 0-0  | 2   | 1   | 1  | 0  | 1  | 1  | 8   |
| DePaul         | .26 | 3-6  | 2-4   | 1-1  | 3   | 5   | 1  | 1  | 3  | 1  | 9   |



## CAREER GAME-BY-GAME STATISTICS

### #12 BURKE, Dwight

#### 2008-09 Statistics

|                   | min | fg-a | 3fg-a | ft-a | reb | ast | to | bk | st | pf | pts |
|-------------------|-----|------|-------|------|-----|-----|----|----|----|----|-----|
| Houston Baptist   | .13 | 0-0  | 0-0   | 0-1  | 2   | 0   | 0  | 0  | 0  | 5  | 0   |
| Chicago State     | .13 | 1-1  | 0-0   | 1-2  | 3   | 1   | 1  | 0  | 0  | 2  | 3   |
| Milwaukee         | .15 | 1-1  | 0-0   | 1-2  | 4   | 0   | 2  | 0  | 0  | 4  | 3   |
| Texas Southern    | .13 | 0-1  | 0-0   | 0-0  | 0   | 0   | 1  | 0  | 0  | 4  | 0   |
| vs. Northern Iowa | .30 | 0-0  | 0-0   | 1-4  | 6   | 0   | 1  | 1  | 0  | 3  | 1   |
| vs. Dayton        | .19 | 0-1  | 0-0   | 2-4  | 3   | 0   | 0  | 0  | 0  | 3  | 2   |
| Central Michigan  | .17 | 1-2  | 0-0   | 1-2  | 5   | 0   | 3  | 2  | 1  | 4  | 3   |
| Wisconsin         | .30 | 0-1  | 0-0   | 1-3  | 4   | 0   | 0  | 0  | 0  | 1  | 3   |
| IPFW              | .22 | 1-3  | 0-0   | 3-6  | 6   | 0   | 0  | 0  | 0  | 3  | 5   |
| vs. Tennessee     | .32 | 0-0  | 0-0   | 3-6  | 4   | 0   | 1  | 0  | 1  | 5  | 3   |
| Western Carolina  | .14 | 0-0  | 0-0   | 0-0  | 3   | 0   | 0  | 0  | 0  | 3  | 0   |
| at N.C. State     | .25 | 1-1  | 0-0   | 2-2  | 1   | 1   | 0  | 1  | 0  | 3  | 4   |
| Presbyterian      | .16 | 1-2  | 0-0   | 4-4  | 6   | 1   | 0  | 0  | 0  | 1  | 6   |
| Villanova*        | .15 | 1-1  | 0-0   | 0-0  | 2   | 0   | 1  | 0  | 0  | 5  | 2   |
| Cincinnati*       |     |      |       |      |     |     |    |    |    |    |     |
| at Rutgers*       |     |      |       |      |     |     |    |    |    |    |     |
| West Virginia*    |     |      |       |      |     |     |    |    |    |    |     |
| at Providence*    |     |      |       |      |     |     |    |    |    |    |     |
| DePaul*           |     |      |       |      |     |     |    |    |    |    |     |
| at Notre Dame*    |     |      |       |      |     |     |    |    |    |    |     |
| Georgetown*       |     |      |       |      |     |     |    |    |    |    |     |
| at DePaul*        |     |      |       |      |     |     |    |    |    |    |     |
| at USF*           |     |      |       |      |     |     |    |    |    |    |     |
| at Villanova*     |     |      |       |      |     |     |    |    |    |    |     |
| St. John's*       |     |      |       |      |     |     |    |    |    |    |     |
| Seton Hall*       |     |      |       |      |     |     |    |    |    |    |     |
| at Georgetown*    |     |      |       |      |     |     |    |    |    |    |     |
| Connecticut*      |     |      |       |      |     |     |    |    |    |    |     |
| at Louisville*    |     |      |       |      |     |     |    |    |    |    |     |
| at Pittsburgh*    |     |      |       |      |     |     |    |    |    |    |     |
| Syracuse*         |     |      |       |      |     |     |    |    |    |    |     |

#### 2007-08 Statistics

|                    | min | fg-a | 3fg-a | ft-a | reb | ast | to | bk | st | pf | pts |
|--------------------|-----|------|-------|------|-----|-----|----|----|----|----|-----|
| IUPUI*             | .16 | 1-2  | 0-0   | 0-0  | 2   | 0   | 0  | 0  | 0  | 2  | 2   |
| Utah Valley*       | .24 | 5-6  | 0-0   | 2-2  | 8   | 0   | 1  | 0  | 0  | 3  | 12  |
| at Chamaine*       | .12 | 2-3  | 0-0   | 0-0  | 4   | 0   | 1  | 0  | 0  | 3  | 4   |
| vs. Okla. St.*     | .18 | 0-1  | 0-0   | 1-2  | 1   | 0   | 3  | 1  | 3  | 3  | 1   |
| vs. Duke*          | .11 | 1-3  | 0-0   | 0-1  | 2   | 0   | 0  | 0  | 0  | 2  | 2   |
| UWM*               | .18 | 3-3  | 0-0   | 1-4  | 3   | 1   | 1  | 1  | 0  | 1  | 7   |
| at Wisconsin*      | .17 | 4-5  | 0-0   | 4-5  | 9   | 0   | 1  | 2  | 0  | 1  | 12  |
| Sacramento St.*    | .15 | 2-2  | 0-0   | 1-4  | 5   | 0   | 1  | 1  | 3  | 3  | 5   |
| IPFW*              | .12 | 1-1  | 0-0   | 0-0  | 2   | 0   | 1  | 0  | 0  | 4  | 2   |
| Coppin St.         | .8  | 0-1  | 0-0   | 2-2  | 2   | 0   | 0  | 1  | 0  | 0  | 2   |
| Savannah St.       | .12 | 1-2  | 0-0   | 0-0  | 5   | 0   | 1  | 0  | 0  | 3  | 2   |
| Providence*        | .13 | 1-2  | 0-0   | 0-0  | 2   | 0   | 0  | 1  | 0  | 4  | 2   |
| at WVU*            | .14 | 1-1  | 0-0   | 1-1  | 3   | 1   | 0  | 0  | 0  | 3  | 3   |
| Seton Hall*        | .16 | 0-0  | 0-0   | 1-3  | 4   | 0   | 0  | 1  | 1  | 1  | 1   |
| Notre Dame*        | .14 | 0-4  | 0-0   | 0-0  | 4   | 2   | 1  | 0  | 1  | 4  | 0   |
| at Louisville*     | .12 | 0-0  | 0-0   | 0-0  | 1   | 0   | 0  | 0  | 0  | 5  | 0   |
| at Connecticut     | .6  | 0-2  | 0-0   | 0-0  | 2   | 0   | 0  | 1  | 0  | 0  | 0   |
| DePaul             | .14 | 1-1  | 0-0   | 1-2  | 1   | 1   | 1  | 0  | 0  | 1  | 3   |
| USF*               | .22 | 2-3  | 0-0   | 1-3  | 4   | 0   | 0  | 0  | 0  | 4  | 5   |
| at Cincinnati*     | .11 | 0-0  | 0-0   | 0-0  | 2   | 1   | 1  | 0  | 0  | 0  | 0   |
| Louisville*        | .15 | 0-1  | 0-0   | 0-0  | 2   | 0   | 0  | 0  | 1  | 3  | 0   |
| at Notre Dame      | .8  | 2-2  | 0-0   | 0-0  | 0   | 0   | 0  | 0  | 0  | 2  | 4   |
| at Seton Hall      | .4  | 1-1  | 0-0   | 0-0  | 3   | 0   | 0  | 0  | 0  | 0  | 2   |
| Pittsburgh         | .3  | 0-0  | 0-0   | 0-0  | 0   | 0   | 1  | 1  | 0  | 1  | 0   |
| at St. John's      | .5  | 0-0  | 0-0   | 0-0  | 0   | 0   | 1  | 0  | 0  | 3  | 0   |
| Rutgers            | .3  | 0-0  | 0-0   | 0-0  | 0   | 1   | 0  | 1  | 0  | 1  | 0   |
| at Villanova       | .4  | 0-0  | 0-0   | 0-0  | 1   | 0   | 0  | 0  | 0  | 0  | 0   |
| Georgetown         | .14 | 1-1  | 0-0   | 3-5  | 4   | 0   | 0  | 0  | 1  | 2  | 5   |
| Florida Gulf Coast | .4  | 0-0  | 0-0   | 0-0  | 0   | 0   | 0  | 1  | 0  | 2  | 0   |
| at Syracuse        | .7  | 0-0  | 0-0   | 1-2  | 3   | 0   | 0  | 0  | 0  | 3  | 1   |
| vs. Seton Hall     | .3  | 0-0  | 0-0   | 0-0  | 2   | 0   | 1  | 0  | 0  | 0  | 0   |
| vs. Notre Dame     | .7  | 1-1  | 0-0   | 2    | 0   | 0   | 0  | 1  | 1  | 2  | 2   |
| vs. Pittsburgh     | .23 | 1-4  | 0-0   | 2-5  | 10  | 0   | 0  | 1  | 0  | 3  | 4   |
| vs. Kentucky       | .14 | 0-0  | 0-0   | 1-3  | 5   | 0   | 0  | 1  | 0  | 4  | 1   |
| vs. Stanford       | .13 | 1-1  | 0-0   | 1-2  | 3   | 0   | 0  | 0  | 0  | 3  | 3   |

### #21 FULCE, Joseph

#### 2008-09 Statistics

|                   | min | fg-a | 3fg-a | ft-a | reb | ast | to | bk | st | pf | pts |
|-------------------|-----|------|-------|------|-----|-----|----|----|----|----|-----|
| Houston Baptist   |     |      |       |      |     |     |    |    |    |    | DNP |
| Chicago State     |     |      |       |      |     |     |    |    |    |    | DNP |
| Milwaukee         |     |      |       |      |     |     |    |    |    |    | DNP |
| Texas Southern    |     |      |       |      |     |     |    |    |    |    | DNP |
| vs. Northern Iowa |     |      |       |      |     |     |    |    |    |    | DNP |
| vs. Dayton        |     |      |       |      |     |     |    |    |    |    | DNP |
| Central Michigan  |     |      |       |      |     |     |    |    |    |    | DNP |
| Wisconsin         |     |      |       |      |     |     |    |    |    |    | DNP |
| IPFW              |     |      |       |      |     |     |    |    |    |    | DNP |
| vs. Tennessee     |     |      |       |      |     |     |    |    |    |    | DNP |
| Western Carolina  | .11 | 1-2  | 0-1   | 0-0  | 4   | 1   | 1  | 0  | 0  | 2  | 2   |
| at N.C. State     |     |      |       |      |     |     |    |    |    |    | DNP |
| Presbyterian      | .12 | 1-5  | 0-1   | 0-0  | 2   | 0   | 0  | 0  | 1  | 0  | 2   |
| Villanova*        |     |      |       |      |     |     |    |    |    |    | DNP |
| Cincinnati*       |     |      |       |      |     |     |    |    |    |    |     |
| at Rutgers*       |     |      |       |      |     |     |    |    |    |    |     |
| West Virginia*    |     |      |       |      |     |     |    |    |    |    |     |
| at Providence*    |     |      |       |      |     |     |    |    |    |    |     |
| DePaul*           |     |      |       |      |     |     |    |    |    |    |     |
| at Notre Dame*    |     |      |       |      |     |     |    |    |    |    |     |
| Georgetown*       |     |      |       |      |     |     |    |    |    |    |     |
| at DePaul*        |     |      |       |      |     |     |    |    |    |    |     |
| at USF*           |     |      |       |      |     |     |    |    |    |    |     |
| at Villanova*     |     |      |       |      |     |     |    |    |    |    |     |
| St. John's*       |     |      |       |      |     |     |    |    |    |    |     |
| Seton Hall*       |     |      |       |      |     |     |    |    |    |    |     |
| at Georgetown*    |     |      |       |      |     |     |    |    |    |    |     |
| Connecticut*      |     |      |       |      |     |     |    |    |    |    |     |
| at Louisville*    |     |      |       |      |     |     |    |    |    |    |     |
| at Pittsburgh*    |     |      |       |      |     |     |    |    |    |    |     |
| Syracuse*         |     |      |       |      |     |     |    |    |    |    |     |

#### 2006-07 Statistics

|                  | min | fg-a | 3fg-a | ft-a | reb | ast | to | bk | st | pf | pts |
|------------------|-----|------|-------|------|-----|-----|----|----|----|----|-----|
| Hillsdale        | .6  | 1-1  | 0-0   | 0-0  | 2   | 0   | 0  | 0  | 0  | 0  | 2   |
| Idaho St.        | .2  | 0-1  | 0-0   | 0-0  | 1   | 0   | 0  | 0  | 0  | 0  | 0   |
| Detroit          | .4  | 0-0  | 0-0   | 0-0  | 0   | 0   | 0  | 2  | 0  | 0  | 0   |
| Eastern Michigan | .12 | 1-2  | 0-0   | 1-3  | 2   | 0   | 0  | 1  | 0  | 3  | 3   |
| vs. Texas Tech   | .14 | 2-2  | 0-0   | 0-0  | 3   | 2   | 0  | 1  | 0  | 2  | 4   |
| vs. Duke         | .8  | 0-0  | 0-0   | 0-0  | 2   | 0   | 0  | 0  | 0  | 3  | 0   |
| at Valparaiso    | .7  | 0-0  | 0-0   | 0-0  | 0   | 0   | 1  | 0  | 1  | 4  | 0   |
| Northwestern St. | .6  | 0-0  | 0-0   | 0-0  | 1   | 0   | 2  | 0  | 0  | 1  | 0   |
| North Dakota St. | .11 | 0-1  | 0-0   | 0-0  | 3   | 0   | 0  | 0  | 0  | 0  | 0   |
| Delaware St.     | .8  | 0-0  | 0-0   | 0-2  | 2   | 0   | 0  | 0  | 0  | 2  | 0   |
| Wisconsin        | .7  | 0-0  | 0-0   | 0-0  | 0   | 0   | 0  | 0  | 0  | 1  | 0   |
| UMBC             | .17 | 0-3  | 0-0   | 0-2  | 3   | 0   | 1  | 2  | 0  | 1  | 0   |
| Oakland          | .5  | 0-1  | 0-0   | 0-0  | 0   | 0   | 1  | 0  | 0  | 2  | 0   |
| Morgan St.       | .6  | 0-0  | 0-0   | 0-0  | 1   | 0   | 0  | 0  | 0  | 1  | 0   |
| Savannah St.     | .6  | 0-0  | 0-0   | 0-0  | 0   | 0   | 0  | 0  | 0  | 0  | 0   |
| at Providence    | .4  | 0-0  | 0-0   | 0-0  | 0   | 0   | 0  | 0  | 0  | 2  | 0   |
| Syracuse         | .18 | 0-1  | 0-0   | 0-0  | 5   | 0   | 1  | 2  | 0  | 2  | 0   |
| at Connecticut   | .23 | 2-5  | 0-0   | 1-2  | 7   | 0   | 1  | 2  | 1  | 4  | 5   |
| West Virginia    | .13 | 1-1  | 0-0   | 3-4  | 4   | 0   | 0  | 0  | 0  | 2  | 5   |
| at Louisville    | .8  | 0-0  | 0-0   | 0-0  | 1   | 0   | 2  | 0  | 0  | 1  | 0   |
| at Pittsburgh    | .10 | 1-1  | 0-0   | 0-2  | 3   | 0   | 1  | 0  | 0  | 2  | 2   |
| Seton Hall       | .8  | 1-1  | 0-0   | 0-3  | 2   | 0   | 0  | 1  | 0  | 1  | 2   |
| at USF           | .11 | 0-2  | 0-0   | 0-0  | 4   | 1   | 2  | 0  | 0  | 2  | 0   |
| Providence       | .5  | 0-0  | 0-0   | 0-0  | 0   | 0   | 1  | 0  | 0  | 1  | 0   |
| Rutgers          | .7  | 0-1  | 0-0   | 1-2  | 1   | 0   | 0  | 0  | 0  | 1  | 1   |
| at Georgetown    | .8  | 0-1  | 0-0   | 1-2  | 2   | 0   | 0  | 0  | 0  | 0  | 1   |
| at DePaul        | .4  | 0-0  | 0-0   | 0-2  | 1   | 0   | 0  | 0  | 0  | 0  | 0   |
| Louisville       | .11 | 0-1  | 0-0   | 0-0  | 1   | 0   | 1  | 2  | 0  | 2  | 0   |
| Villanova        | .8  | 0-1  | 0-0   | 0-2  | 3   | 0   | 0  | 0  | 0  | 4  | 0   |
| at Notre Dame    | .19 | 1-3  | 0-0   | 0-0  | 5   | 0   | 0  | 1  | 1  | 2  | 2   |
| Pittsburgh       | .3  | 0-0  | 0-0   | 0-0  | 0   | 0   | 1  | 0  | 0  | 1  | 0   |
| vs. St. John's   | .11 | 0-1  | 0-0   | 1-2  | 3   | 0   | 0  | 0  | 1  | 3  | 1   |
| vs. Pittsburgh   | .9  | 0-0  | 0-0   | 0-0  | 0   | 0   | 1  | 0  | 0  | 2  | 0   |
| vs. Michigan St. | .4  | 0-1  | 0-0   | 0-2  | 0   | 0   | 0  | 0  | 0  | 0  | 0   |

#### 2005-06 Statistics

|                    | min | fg-a | 3fg-a | ft-a | reb | ast | to | bk | st | pf | pts |
|--------------------|-----|------|-------|------|-----|-----|----|----|----|----|-----|
| Rice               |     |      |       |      |     |     |    |    |    |    | DNP |
| Winthrop           |     |      |       |      |     |     |    |    |    |    | DNP |
| vs. E. Washington  | .5  | 0-0  | 0-0   | 2-2  | 1   | 0   | 1  | 0  | 0  | 1  | 2   |
| vs. Oral Roberts   | .5  | 1-3  | 0-0   | 0-1  | 1   | 0   | 1  | 1  | 1  | 1  | 2   |
| vs. South Carolina |     |      |       |      |     |     |    |    |    |    | DNP |
| at Nebraska        | .2  | 0-0  | 0-0   | 0-0  | 0   | 0   | 0  | 0  | 0  | 1  | 0   |
| South Dakota St.   | .8  | 1-1  | 0-0   | 0-0  | 2   | 0   | 0  | 1  | 0  | 1  | 2   |
| Valparaiso         | .3  | 0-0  | 0-0   | 0-0  | 1   | 0   | 0  | 0  | 0  | 2  | 0   |
| at Wisconsin       |     |      |       |      |     |     |    |    |    |    | DNP |
| San Francisco      |     |      |       |      |     |     |    |    |    |    | DNP |
| Oakland            | .2  | 1-1  | 0-0   | 0-0  | 0   | 0   | 1  | 0  | 0  | 1  | 2   |
| Delaware St.       | .6  | 0-0  | 0-0   | 0-0  | 1   | 0   | 1  | 0  | 0  | 0  | 0   |
| Lewis              | .6  | 1-1  | 0-0   | 0-0  | 0   | 0   | 0  | 0  | 0  | 0  | 2   |
| Connecticut        | .7  | 1-1  | 0-0   | 1-2  | 0   | 0   | 1  | 0  | 0  | 2  | 3   |
| Cincinnati         | .1  | 0-0  | 0-0   | 0-0  | 0   | 0   | 0  | 0  | 0  | 0  | 0   |
| at Seton Hall      | .9  | 0-0  | 0-0   | 0-0  | 1   | 0   | 0  | 0  | 0  | 1  | 0   |
| at West Virginia   | .5  | 0-1  | 0-0   | 0-0  | 3   |     |    |    |    |    |     |



## CAREER GAME-BY-GAME STATISTICS

### #22 McNEAL, Jerel

#### 2008-09 Statistics

|                   | min | fg-a  | 3fg-a | ft-a | reb | ast | to | bk | st | pf | pts |
|-------------------|-----|-------|-------|------|-----|-----|----|----|----|----|-----|
| Houston Baptist   | .32 | 7-17  | 1-8   | 5-5  | 4   | 5   | 2  | 1  | 1  | 1  | 20  |
| Chicago State     | .34 | 6-12  | 2-4   | 3-5  | 4   | 6   | 1  | 1  | 1  | 4  | 17  |
| Milwaukee         | .30 | 9-18  | 1-5   | 3-4  | 4   | 2   | 0  | 0  | 5  | 4  | 22  |
| Texas Southern    | .31 | 5-12  | 4-7   | 6-6  | 8   | 5   | 6  | 0  | 4  | 2  | 20  |
| vs. Northern Iowa | .22 | 5-9   | 3-4   | 0-0  | 3   | 3   | 1  | 0  | 2  | 1  | 13  |
| vs. Dayton        | .33 | 7-23  | 1-8   | 1-3  | 6   | 3   | 3  | 0  | 1  | 5  | 16  |
| Central Michigan  | .35 | 5-10  | 0-0   | 4-5  | 4   | 5   | 4  | 1  | 1  | 2  | 14  |
| Wisconsin         | .39 | 10-18 | 4-7   | 2-3  | 7   | 1   | 3  | 0  | 2  | 2  | 26  |
| IPFW              | .26 | 6-12  | 2-3   | 2-2  | 4   | 3   | 2  | 1  | 2  | 0  | 16  |
| vs. Tennessee     | .25 | 4-7   | 1-3   | 1-2  | 2   | 0   | 4  | 0  | 0  | 5  | 10  |
| Western Carolina  | .30 | 6-8   | 5-6   | 2-2  | 5   | 5   | 3  | 0  | 0  | 1  | 19  |
| at N.C. State     | .38 | 9-18  | 0-3   | 2-2  | 3   | 0   | 4  | 2  | 4  | 3  | 20  |
| Presbyterian      | .27 | 4-11  | 1-3   | 0-0  | 6   | 2   | 2  | 0  | 1  | 2  | 9   |
| Villanova*        | .37 | 7-14  | 4-8   | 6-8  | 4   | 7   | 2  | 0  | 0  | 2  | 24  |
| Cincinnati*       |     |       |       |      |     |     |    |    |    |    |     |
| at Rutgers*       |     |       |       |      |     |     |    |    |    |    |     |
| West Virginia*    |     |       |       |      |     |     |    |    |    |    |     |
| at Providence*    |     |       |       |      |     |     |    |    |    |    |     |
| DePaul*           |     |       |       |      |     |     |    |    |    |    |     |
| at Notre Dame*    |     |       |       |      |     |     |    |    |    |    |     |
| Georgetown*       |     |       |       |      |     |     |    |    |    |    |     |
| at DePaul*        |     |       |       |      |     |     |    |    |    |    |     |
| at USF*           |     |       |       |      |     |     |    |    |    |    |     |
| at Villanova*     |     |       |       |      |     |     |    |    |    |    |     |
| St. John's*       |     |       |       |      |     |     |    |    |    |    |     |
| Seton Hall*       |     |       |       |      |     |     |    |    |    |    |     |
| at Georgetown*    |     |       |       |      |     |     |    |    |    |    |     |
| Connecticut*      |     |       |       |      |     |     |    |    |    |    |     |
| at Louisville*    |     |       |       |      |     |     |    |    |    |    |     |
| at Pittsburgh*    |     |       |       |      |     |     |    |    |    |    |     |
| Syracuse*         |     |       |       |      |     |     |    |    |    |    |     |

#### 2007-08 Statistics

|                     | min | fg-a  | 3fg-a | ft-a | reb | ast | to | bk | st | pf | pts |
|---------------------|-----|-------|-------|------|-----|-----|----|----|----|----|-----|
| IUPUI*              | .33 | 8-11  | 1-2   | 3-4  | 4   | 2   | 4  | 0  | 3  | 2  | 20  |
| Utah Valley*        | .26 | 3-14  | 0-1   | 1-4  | 9   | 2   | 3  | 1  | 2  | 3  | 7   |
| at Chaminade*       | .27 | 10-14 | 0-2   | 2-4  | 3   | 0   | 2  | 0  | 2  | 3  | 22  |
| vs. Okla. St.*      | .24 | 7-14  | 1-2   | 5-8  | 5   | 3   | 0  | 0  | 1  | 3  | 20  |
| vs. Duke*           | .30 | 4-7   | 0-2   | 3-4  | 3   | 4   | 3  | 0  | 1  | 4  | 11  |
| UWM*                | .33 | 6-12  | 2-4   | 2-3  | 5   | 10  | 2  | 0  | 3  | 3  | 16  |
| at Wisconsin*       | .34 | 7-17  | 0-2   | 0-0  | 5   | 3   | 3  | 0  | 5  | 4  | 14  |
| Sacramento St.*     | .30 | 3-6   | 1-3   | 6-8  | 4   | 4   | 5  | 0  | 2  | 3  | 13  |
| IPFW*               | .27 | 3-7   | 0-2   | 1-5  | 7   | 2   | 3  | 0  | 2  | 2  | 7   |
| Coppin St.*         | .26 | 4-5   | 3-4   | 7-8  | 6   | 6   | 3  | 0  | 3  | 3  | 18  |
| Savannah St.*       | .24 | 3-7   | 0-2   | 3-3  | 5   | 2   | 3  | 0  | 3  | 3  | 9   |
| Providence*         | .28 | 2-5   | 0-2   | 0-0  | 2   | 9   | 3  | 0  | 3  | 4  | 4   |
| at WVU*             | .30 | 4-8   | 0-2   | 2-2  | 3   | 3   | 3  | 0  | 2  | 5  | 10  |
| Seton Hall*         | .34 | 6-17  | 1-3   | 1-2  | 7   | 5   | 6  | 3  | 2  | 2  | 14  |
| Notre Dame*         | .29 | 7-15  | 2-5   | 2-2  | 4   | 3   | 1  | 1  | 2  | 1  | 18  |
| at Louisville*      | .33 | 7-17  | 0-1   | 2-3  | 4   | 1   | 7  | 0  | 2  | 3  | 16  |
| at Connecticut*     | .33 | 3-10  | 0-3   | 3-4  | 0   | 2   | 2  | 0  | 2  | 2  | 9   |
| DePaul*             | .29 | 5-17  | 1-5   | 4-4  | 3   | 3   | 2  | 0  | 1  | 4  | 15  |
| USF*                | .25 | 2-9   | 0-1   | 2-3  | 6   | 2   | 3  | 0  | 0  | 5  | 6   |
| at Cincinnati*      | .31 | 5-11  | 0-3   | 3-5  | 5   | 7   | 0  | 0  | 2  | 4  | 13  |
| Louisville*         | .27 | 4-9   | 1-3   | 2-5  | 4   | 2   | 1  | 0  | 3  | 5  | 11  |
| at Notre Dame*      | .36 | 3-15  | 2-5   | 2-4  | 5   | 5   | 2  | 1  | 2  | 4  | 10  |
| at Seton Hall*      | .30 | 6-12  | 2-4   | 0-0  | 4   | 3   | 2  | 0  | 0  | 3  | 14  |
| Pittsburgh*         | .31 | 8-13  | 1-4   | 0-0  | 6   | 3   | 1  | 1  | 0  | 2  | 17  |
| at St. John's*      | .34 | 8-16  | 2-6   | 2-2  | 7   | 4   | 5  | 1  | 3  | 4  | 20  |
| Rutgers*            | .27 | 7-10  | 0-0   | 0-0  | 7   | 7   | 2  | 3  | 5  | 1  | 14  |
| at Villanova*       | .35 | 5-14  | 1-5   | 3-3  | 3   | 5   | 5  | 0  | 2  | 4  | 14  |
| Georgetown*         | .17 | 5-21  | 0-3   | 7-12 | 8   | 6   | 2  | 0  | 6  | 2  | 17  |
| Florida Gulf Coast* | .23 | 2-4   | 0-1   | 2-3  | 0   | 4   | 3  | 0  | 2  | 5  | 6   |
| at Syracuse*        | .31 | 7-14  | 2-3   | 6-7  | 6   | 2   | 2  | 1  | 2  | 3  | 22  |
| vs. Seton Hall*     | .37 | 7-15  | 1-3   | 6-7  | 9   | 4   | 1  | 1  | 1  | 1  | 21  |
| vs. Notre Dame*     | .27 | 9-16  | 4-7   | 6-8  | 6   | 1   | 2  | 1  | 1  | 4  | 28  |
| vs. Pittsburgh*     | .26 | 7-12  | 1-3   | 2-2  | 3   | 1   | 5  | 0  | 3  | 4  | 17  |
| vs. Kentucky*       | .34 | 8-15  | 2-5   | 2-2  | 5   | 2   | 4  | 0  | 2  | 1  | 20  |
| vs. Stanford*       | .34 | 13-25 | 4-12  | 0-0  | 8   | 2   | 3  | 1  | 1  | 4  | 30  |

### #23 MATTHEWS, Wesley

#### 2008-09 Statistics

|                   | min | fg-a | 3fg-a | ft-a  | reb | ast | to | bk | st | pf | pts |
|-------------------|-----|------|-------|-------|-----|-----|----|----|----|----|-----|
| Houston Baptist   | .31 | 7-11 | 2-3   | 11-12 | 5   | 8   | 5  | 0  | 5  | 2  | 27  |
| Chicago State     | .32 | 7-14 | 2-2   | 10-10 | 9   | 3   | 2  | 2  | 2  | 4  | 26  |
| Milwaukee         | .34 | 8-16 | 0-2   | 9-10  | 7   | 2   | 1  | 1  | 1  | 2  | 25  |
| Texas Southern    | .26 | 3-10 | 0-3   | 7-10  | 6   | 3   | 4  | 1  | 3  | 4  | 13  |
| vs. Northern Iowa | .26 | 5-8  | 2-4   | 5-6   | 7   | 2   | 3  | 0  | 1  | 2  | 17  |
| vs. Dayton        | .38 | 7-12 | 0-3   | 14-17 | 7   | 1   | 3  | 0  | 1  | 2  | 28  |
| Central Michigan  | .25 | 4-11 | 0-1   | 10-10 | 3   | 0   | 5  | 0  | 0  | 4  | 18  |
| Wisconsin         | .39 | 4-11 | 0-3   | 1-1   | 3   | 2   | 0  | 0  | 2  | 0  | 9   |
| IPFW              | .25 | 5-11 | 1-2   | 2-3   | 9   | 4   | 1  | 3  | 2  | 1  | 13  |
| vs. Tennessee     | .36 | 6-12 | 3-7   | 15-18 | 4   | 3   | 3  | 0  | 2  | 5  | 30  |
| Western Carolina  | .24 | 5-8  | 2-3   | 6-9   | 4   | 5   | 1  | 0  | 2  | 1  | 18  |
| at N.C. State     | .36 | 2-4  | 1-2   | 0-2   | 4   | 0   | 3  | 0  | 1  | 3  | 5   |
| Presbyterian      | .29 | 7-11 | 2-3   | 5-5   | 6   | 3   | 1  | 0  | 0  | 0  | 21  |
| Villanova*        | .36 | 5-6  | 1-2   | 8-10  | 3   | 1   | 3  | 1  | 1  | 2  | 19  |
| Cincinnati*       |     |      |       |       |     |     |    |    |    |    |     |
| at Rutgers*       |     |      |       |       |     |     |    |    |    |    |     |
| West Virginia*    |     |      |       |       |     |     |    |    |    |    |     |
| at Providence*    |     |      |       |       |     |     |    |    |    |    |     |
| DePaul*           |     |      |       |       |     |     |    |    |    |    |     |
| at Notre Dame*    |     |      |       |       |     |     |    |    |    |    |     |
| Georgetown*       |     |      |       |       |     |     |    |    |    |    |     |
| at DePaul*        |     |      |       |       |     |     |    |    |    |    |     |
| at USF*           |     |      |       |       |     |     |    |    |    |    |     |
| at Villanova*     |     |      |       |       |     |     |    |    |    |    |     |
| St. John's*       |     |      |       |       |     |     |    |    |    |    |     |
| Seton Hall*       |     |      |       |       |     |     |    |    |    |    |     |
| at Georgetown*    |     |      |       |       |     |     |    |    |    |    |     |
| Connecticut*      |     |      |       |       |     |     |    |    |    |    |     |
| at Louisville*    |     |      |       |       |     |     |    |    |    |    |     |
| at Pittsburgh*    |     |      |       |       |     |     |    |    |    |    |     |
| Syracuse*         |     |      |       |       |     |     |    |    |    |    |     |

#### 2006-07 Statistics

|                   | min | fg-a | 3fg-a | ft-a | reb | ast | to | bk | st | pf | pts |
|-------------------|-----|------|-------|------|-----|-----|----|----|----|----|-----|
| Hillsdale*        | .35 | 7-22 | 0-5   | 5-7  | 7   | 4   | 5  | 1  | 3  | 2  | 19  |
| Idaho St.*        | .32 | 5-16 | 1-7   | 2-4  | 4   | 3   | 5  | 0  | 6  | 4  | 13  |
| Detroit*          | .27 | 3-8  | 1-3   | 0-1  | 2   | 7   | 3  | 2  | 3  | 3  | 7   |
| Eastern Michigan* | .28 | 2-9  | 1-4   | 4-6  | 8   | 3   | 4  | 2  | 3  | 3  | 9   |
| vs. Texas Tech*   | .22 | 7-14 | 2-7   | 3-3  | 7   | 7   | 4  | 0  | 3  | 4  | 19  |
| vs. Duke*         | .37 | 7-17 | 0-2   | 3-6  | 6   | 2   | 4  | 0  | 6  | 2  | 17  |
| at Valparaiso*    | .27 | 3-8  | 1-4   | 3-4  | 3   | 1   | 3  | 0  | 1  | 4  | 10  |
| Northwestern St.* | .25 | 5-15 | 1-2   | 2-2  | 5   | 2   | 4  | 0  | 3  | 4  | 13  |
| North Dakota St.* | .32 | 8-17 | 0-3   | 0-1  | 1   | 1   | 5  | 0  | 7  | 3  | 16  |
| Delaware St.*     | .34 | 5-11 | 1-2   | 5-6  | 3   | 4   | 3  | 0  | 4  | 2  | 16  |
| Wisconsin*        | .32 | 6-11 | 0-1   | 4-6  | 5   | 4   | 4  | 2  | 1  | 5  | 16  |
| UMBC*             | .25 | 5-11 | 3-5   | 2-3  | 5   | 2   | 1  | 0  | 0  | 4  | 15  |
| Oakland*          | .29 | 6-9  | 0-0   | 5-7  | 5   | 4   | 2  | 0  | 6  | 2  | 17  |
| Morgan St.*       | .31 | 8-15 | 2-5   | 7-8  | 3   | 7   | 3  | 0  | 4  | 4  | 25  |
| Savannah St.*     | .27 | 1-9  | 0-1   | 4-4  | 3   | 5   | 6  | 1  | 1  | 3  | 6   |
| at Providence     |     |      |       |      |     |     |    |    |    |    | DNP |
| Syracuse*         | .29 | 7-17 | 2-6   | 0-4  | 3   | 3   | 7  | 1  | 5  | 5  | 16  |
| at Connecticut*   | .34 | 5-13 | 0-2   | 9-13 | 7   | 4   | 8  | 0  | 2  | 4  | 19  |
| West Virginia*    | .25 | 4-10 | 0-0   | 3-4  | 9   | 7   | 7  | 0  | 2  | 5  | 11  |
| at Louisville*    | .28 | 4-10 | 0-2   | 7-8  | 2   | 7   | 4  | 0  | 1  | 4  | 15  |
| at Pittsburgh*    | .33 | 3-10 | 1-3   | 1-1  | 3   | 2   | 3  | 0  | 1  | 5  | 8   |
| Seton Hall*       | .34 | 9-15 | 2-4   | 2-2  | 7   | 10  | 3  | 1  | 4  | 2  | 22  |
| at USF*           | .28 | 5-13 | 1-3   | 2-5  | 5   | 1   | 4  | 1  | 2  | 4  | 13  |
| Providence*       | .35 | 8-13 | 1-3   | 1-4  | 12  | 5   | 5  | 1  | 1  | 3  | 18  |
| Rutgers*          | .28 | 4-7  | 2-4   | 0-0  | 5   | 4   | 4  | 2  | 0  | 4  | 10  |
| at Georgetown*    | .26 | 5-13 | 1-5   | 0-0  | 3   | 1   | 3  | 0  | 1  | 5  | 11  |
| at DePaul*        | .36 | 7-18 | 1-4   | 1-2  | 4   | 2   | 4  | 1  | 3  | 1  | 16  |
| Louisville*       | .37 | 6-13 | 3-4   | 3-5  | 1   | 4   | 3  | 1  | 1  | 2  | 18  |
| Villanova*        | .32 | 6-15 | 1-2   | 2-2  | 7   | 3   | 3  | 0  | 1  | 5  | 15  |
| at Notre Dame*    | .28 | 3-10 | 2-3   | 8-11 | 3   | 0   | 4  | 0  | 1  | 4  | 16  |
| Pittsburgh        |     |      |       |      |     |     |    |    |    |    | DNP |
| vs. St. John's    |     |      |       |      |     |     |    |    |    |    | DNP |
| vs. Pittsburgh    |     |      |       |      |     |     |    |    |    |    | DNP |
| vs. Michigan St.  |     |      |       |      |     |     |    |    |    |    | DNP |

#### 2005-06 Statistics

|                     | min | fg-a | 3fg-a | ft-a | reb | ast | to | bk | st | pf | pts |
|---------------------|-----|------|-------|------|-----|-----|----|----|----|----|-----|
| Rice*               | .31 | 5-7  | 1-2   | 3-3  | 6   | 1   | 8  | 2  | 2  | 3  | 14  |
| Winthrop*           | .23 | 2-4  | 1-1   | 1-2  | 4   | 2   | 2  | 1  | 2  | 3  | 6   |
| vs. E. Washington*  | .27 | 5-6  | 0-0   | 5-5  | 6   | 4   | 2  | 0  | 3  | 3  | 15  |
| vs. Oral Roberts*   | .26 | 3-5  | 0-0   | 2-2  | 2   | 5   | 6  | 1  | 2  | 1  | 8   |
| vs. South Carolina* | .25 | 2-4  | 1-1   | 2-2  | 4   | 0   | 2  | 0  | 2  | 0  | 7   |
| at Nebraska*        | .32 | 1-5  | 0-2   | 5-5  | 2   | 2   | 4  | 1  | 2  | 4  | 7   |
| South Dakota St.*   | .18 | 3-6  | 0-0   | 3-4  | 0   | 1   | 3  | 0  | 4  | 5  | 9   |
| Valparaiso*         | .29 | 4-10 | 0-2   | 4-4  | 4   | 4   | 1  | 1  | 2  | 2  | 12  |
| at Wisconsin*       | .13 | 3-7  | 0-0   | 0-0  | 2   | 1   | 3  | 0  | 1  | 5  | 6   |
| San Francisco*      | .32 | 6-14 | 1-3   | 2-5  | 1   | 2   | 3  | 0  | 3  | 3  | 15  |



## CAREER GAME-BY-GAME STATISTICS

### #23 MATTHEWS, W. (con't)

#### 2006-07 Statistics

|                   | min | fg-a | 3fg-a | ft-a  | reb | ast | to | bk | st | pf | pts |
|-------------------|-----|------|-------|-------|-----|-----|----|----|----|----|-----|
| Hillsdale*        | .28 | 1-5  | 0-1   | 4-7   | 7   | 2   | 4  | 0  | 0  | 5  | 6   |
| Idaho St.*        | .36 | 3-13 | 0-4   | 1-4   | 5   | 1   | 1  | 0  | 1  | 1  | 7   |
| Detroit*          | .24 | 6-9  | 3-4   | 0-0   | 8   | 1   | 0  | 0  | 1  | 1  | 15  |
| Eastern Michigan* | .28 | 5-8  | 2-4   | 3-3   | 2   | 3   | 2  | 1  | 2  | 1  | 15  |
| vs. Texas Tech*   | .33 | 7-11 | 1-2   | 5-8   | 4   | 6   | 5  | 0  | 3  | 1  | 20  |
| vs. Duke*         | .30 | 2-9  | 1-2   | 3-4   | 4   | 0   | 1  | 0  | 1  | 2  | 8   |
| at Valparaiso*    | .31 | 5-8  | 1-4   | 0-0   | 4   | 0   | 4  | 0  | 1  | 2  | 11  |
| Northwestern St.* | .32 | 5-11 | 0-3   | 4-5   | 8   | 5   | 4  | 0  | 2  | 0  | 14  |
| North Dakota St.* | .34 | 3-11 | 0-3   | 3-4   | 9   | 3   | 3  | 0  | 3  | 1  | 9   |
| Delaware St.*     | .30 | 5-11 | 2-4   | 3-5   | 4   | 5   | 1  | 0  | 3  | 1  | 15  |
| Wisconsin*        | .34 | 3-11 | 0-3   | 3-3   | 4   | 1   | 3  | 0  | 3  | 5  | 9   |
| UMBC*             | .28 | 2-4  | 0-1   | 0-2   | 4   | 1   | 1  | 0  | 0  | 0  | 4   |
| Oakland*          | .35 | 4-7  | 0-1   | 2-4   | 2   | 2   | 0  | 1  | 3  | 10 |     |
| Morgan St.*       | .24 | 3-6  | 0-2   | 2-2   | 6   | 6   | 0  | 0  | 0  | 3  | 8   |
| Savannah St.*     | .29 | 7-8  | 2-2   | 6-10  | 9   | 0   | 2  | 2  | 0  | 2  | 22  |
| at Providence*    | .24 | 6-18 | 1-4   | 1-2   | 5   | 1   | 2  | 0  | 2  | 4  | 14  |
| Syracuse*         | .34 | 6-18 | 0-3   | 2-3   | 8   | 5   | 5  | 1  | 1  | 4  | 14  |
| at Connecticut*   | .34 | 3-5  | 0-0   | 4-6   | 8   | 2   | 5  | 0  | 2  | 2  | 10  |
| West Virginia*    | .36 | 5-6  | 0-1   | 3-5   | 1   | 3   | 1  | 0  | 2  | 3  | 13  |
| at Louisville*    | .36 | 5-6  | 3-4   | 4-6   | 5   | 1   | 1  | 0  | 1  | 2  | 17  |
| at Pittsburgh*    | .33 | 2-5  | 0-1   | 10-11 | 3   | 1   | 0  | 0  | 3  | 4  | 14  |
| Seton Hall*       | .38 | 6-13 | 0-0   | 10-12 | 5   | 2   | 4  | 0  | 4  | 2  | 22  |
| at USF*           | .35 | 2-11 | 0-1   | 8-8   | 6   | 2   | 0  | 0  | 1  | 0  | 12  |
| Providence*       | .30 | 1-6  | 0-2   | 10-10 | 2   | 1   | 5  | 0  | 0  | 4  | 12  |
| Rutgers*          | .31 | 4-8  | 0-1   | 2-4   | 6   | 1   | 2  | 0  | 0  | 5  | 10  |
| at Georgetown*    | .19 | 1-3  | 0-1   | 0-0   | 2   | 1   | 2  | 0  | 0  | 5  | 11  |
| at DePaul*        | .28 | 3-9  | 1-3   | 5-6   | 9   | 2   | 5  | 0  | 1  | 4  | 12  |
| Louisville*       | .33 | 2-7  | 0-3   | 4-5   | 5   | 2   | 2  | 0  | 3  | 2  | 8   |
| Villanova*        | .27 | 2-5  | 0-1   | 12-12 | 7   | 2   | 3  | 0  | 3  | 1  | 16  |
| at Notre Dame*    | .22 | 7-8  | 1-2   | 2-3   | 4   | 1   | 1  | 0  | 0  | 5  | 17  |
| Pittsburgh        | .36 | 7-15 | 1-3   | 5-7   | 3   | 4   | 3  | 0  | 3  | 2  | 20  |
| vs. St. John's    | .34 | 2-9  | 2-4   | 9-10  | 5   | 4   | 0  | 0  | 0  | 3  | 15  |
| vs. Pittsburgh    | .35 | 6-11 | 1-2   | 6-6   | 7   | 3   | 4  | 0  | 1  | 3  | 19  |
| vs. Michigan St.  | .31 | 2-9  | 1-4   | 5-6   | 6   | 1   | 6  | 1  | 1  | 6  | 10  |

#### 2005-06 Statistics

|                     | min | fg-a | 3fg-a | ft-a | reb | ast | to | bk | st | pf | pts |
|---------------------|-----|------|-------|------|-----|-----|----|----|----|----|-----|
| Rice*               | .15 | 3-4  | 0-0   | 1-1  | 1   | 1   | 4  | 0  | 1  | 3  | 7   |
| Winthrop*           | .29 | 4-7  | 1-3   | 2-2  | 3   | 2   | 3  | 0  | 1  | 3  | 11  |
| vs. E. Washington*  | .17 | 2-5  | 0-0   | 8-10 | 5   | 0   | 1  | 0  | 2  | 4  | 12  |
| vs. Oral Roberts*   | .20 | 1-7  | 0-0   | 0-0  | 3   | 1   | 1  | 0  | 0  | 3  | 2   |
| vs. South Carolina* | .30 | 3-9  | 1-2   | 2-2  | 6   | 5   | 1  | 0  | 1  | 0  | 9   |
| at Nebraska*        | .29 | 4-10 | 1-1   | 9-11 | 7   | 4   | 4  | 1  | 2  | 4  | 18  |
| South Dakota St.*   | .25 | 3-7  | 1-1   | 3-6  | 3   | 4   | 4  | 1  | 6  | 1  | 10  |
| Valparaiso*         | .32 | 2-10 | 0-2   | 0-0  | 2   | 6   | 3  | 0  | 4  | 2  | 4   |
| at Wisconsin*       | .32 | 2-12 | 1-3   | 4-4  | 3   | 0   | 0  | 0  | 1  | 4  | 9   |
| San Francisco*      | .27 | 1-7  | 0-0   | 5-6  | 7   | 3   | 2  | 1  | 2  | 1  | 7   |
| Oakland*            | .29 | 7-12 | 3-4   | 4-5  | 5   | 2   | 2  | 1  | 1  | 2  | 21  |
| Delaware St.*       | .28 | 3-4  | 2-2   | 4-4  | 3   | 2   | 5  | 0  | 3  | 1  | 12  |
| Lewis*              | .30 | 1-9  | 0-3   | 0-0  | 13  | 5   | 2  | 0  | 1  | 3  | 2   |
| Connecticut         |     |      |       |      |     |     |    |    |    |    | DNP |
| Cincinnati          |     |      |       |      |     |     |    |    |    |    | DNP |
| at Seton Hall       |     |      |       |      |     |     |    |    |    |    | DNP |
| at West Virginia    |     |      |       |      |     |     |    |    |    |    | DNP |
| at DePaul           |     |      |       |      |     |     |    |    |    |    | DNP |
| Notre Dame          |     |      |       |      |     |     |    |    |    |    | DNP |
| DePaul              |     |      |       |      |     |     |    |    |    |    | DNP |
| at Pittsburgh       |     |      |       |      |     |     |    |    |    |    | DNP |
| St. John's          | .17 | 0-3  | 0-0   | 0-0  | 3   | 4   | 0  | 0  | 0  | 1  | 0   |
| at Villanova        | .9  | 2-2  | 0-0   | 0-0  | 0   | 1   | 4  | 0  | 0  | 1  | 4   |
| at Rutgers          | .26 | 3-7  | 0-1   | 3-4  | 4   | 1   | 0  | 0  | 0  | 3  | 9   |
| Georgetown          | .21 | 1-3  | 0-1   | 0-0  | 4   | 1   | 3  | 0  | 0  | 2  | 2   |
| Pittsburgh          | .26 | 5-8  | 1-2   | 2-2  | 4   | 3   | 3  | 0  | 0  | 1  | 13  |
| at Notre Dame       | .24 | 0-4  | 0-0   | 3-4  | 1   | 2   | 3  | 1  | 1  | 1  | 3   |
| at Louisville       | .32 | 3-10 | 1-3   | 3-4  | 4   | 0   | 0  | 0  | 1  | 3  | 10  |
| Providence          | .27 | 7-8  | 2-2   | 2-3  | 0   | 6   | 1  | 0  | 0  | 3  | 11  |
| vs. Georgetown      | .24 | 4-7  | 0-1   | 6-7  | 6   | 1   | 1  | 0  | 1  | 2  | 14  |
| vs. Alabama         | .24 | 4-8  | 0-1   | 2-5  | 3   | 2   | 2  | 0  | 0  | 2  | 10  |

### #32 HAYWARD, Lazar

#### 2008-09 Statistics

|                   | min | fg-a | 3fg-a | ft-a | reb | ast | to | bk | st | pf | pts |
|-------------------|-----|------|-------|------|-----|-----|----|----|----|----|-----|
| Houston Baptist   | .24 | 8-12 | 1-2   | 2-2  | 12  | 2   | 1  | 0  | 1  | 3  | 19  |
| Chicago State     | .28 | 8-15 | 1-5   | 4-5  | 9   | 1   | 3  | 0  | 0  | 4  | 21  |
| Milwaukee         | .30 | 8-14 | 1-3   | 8-10 | 10  | 1   | 1  | 0  | 1  | 1  | 25  |
| Texas Southern    | .30 | 5-13 | 0-1   | 8-10 | 9   | 0   | 4  | 0  | 0  | 2  | 18  |
| vs. Northern Iowa | .28 | 5-11 | 2-5   | 3-6  | 8   | 1   | 3  | 0  | 1  | 2  | 15  |
| vs. Dayton        | .24 | 2-7  | 0-1   | 1-1  | 8   | 0   | 3  | 0  | 0  | 5  | 5   |
| Central Michigan  | .30 | 5-9  | 1-2   | 3-4  | 8   | 2   | 1  | 0  | 2  | 5  | 14  |
| Wisconsin         | .35 | 3-10 | 0-4   | 3-7  | 13  | 2   | 5  | 0  | 2  | 3  | 9   |
| IPFW              | .30 | 9-17 | 1-5   | 0-0  | 18  | 1   | 4  | 1  | 0  | 2  | 19  |
| vs. Tennessee     | .35 | 5-15 | 2-6   | 2-2  | 7   | 1   | 3  | 1  | 2  | 3  | 14  |
| Western Carolina  | .23 | 8-13 | 2-3   | 9-9  | 5   | 2   | 1  | 1  | 1  | 1  | 27  |
| at N.C. State     | .35 | 6-12 | 2-5   | 2-2  | 6   | 1   | 1  | 0  | 0  | 3  | 16  |
| Presbyterian      | .22 | 8-13 | 5-9   | 1-1  | 11  | 3   | 0  | 1  | 0  | 1  | 22  |
| Villanova*        | .35 | 4-8  | 1-3   | 6-7  | 5   | 2   | 2  | 0  | 2  | 2  | 15  |
| Cincinnati*       |     |      |       |      |     |     |    |    |    |    |     |
| at Rutgers*       |     |      |       |      |     |     |    |    |    |    |     |
| West Virginia*    |     |      |       |      |     |     |    |    |    |    |     |
| at Providence*    |     |      |       |      |     |     |    |    |    |    |     |
| DePaul*           |     |      |       |      |     |     |    |    |    |    |     |
| at Notre Dame*    |     |      |       |      |     |     |    |    |    |    |     |
| Georgetown*       |     |      |       |      |     |     |    |    |    |    |     |
| at DePaul*        |     |      |       |      |     |     |    |    |    |    |     |
| at Villanova*     |     |      |       |      |     |     |    |    |    |    |     |
| St. John's*       |     |      |       |      |     |     |    |    |    |    |     |
| Seton Hall*       |     |      |       |      |     |     |    |    |    |    |     |
| at Georgetown*    |     |      |       |      |     |     |    |    |    |    |     |
| Connecticut*      |     |      |       |      |     |     |    |    |    |    |     |
| at Louisville*    |     |      |       |      |     |     |    |    |    |    |     |
| at Pittsburgh*    |     |      |       |      |     |     |    |    |    |    |     |
| Syracuse*         |     |      |       |      |     |     |    |    |    |    |     |

#### 2006-07 Statistics

|                  | min | fg-a | 3fg-a | ft-a | reb | ast | to | bk | st | pf | pts |
|------------------|-----|------|-------|------|-----|-----|----|----|----|----|-----|
| Hillsdale        | .16 | 3-5  | 0-0   | 0-0  | 5   | 0   | 0  | 0  | 1  | 2  | 6   |
| Idaho St.        | .7  | 1-3  | 0-0   | 0-0  | 0   | 0   | 0  | 0  | 0  | 0  | 2   |
| Detroit          | .17 | 5-8  | 2-4   | 2-2  | 3   | 0   | 1  | 0  | 4  | 1  | 14  |
| Eastern Michigan | .14 | 5-12 | 2-4   | 1-2  | 8   | 1   | 1  | 2  | 1  | 0  | 13  |
| vs. Texas Tech   | .18 | 1-6  | 0-4   | 1-2  | 6   | 0   | 3  | 0  | 1  | 3  | 3   |
| vs. Duke         | .10 | 1-2  | 0-1   | 0-0  | 2   | 0   | 1  | 0  | 0  | 1  | 2   |
| at Valparaiso    | .15 | 4-7  | 0-1   | 0-1  | 1   | 0   | 1  | 0  | 0  | 3  | 8   |
| Northwestern St. | .11 | 2-3  | 0-1   | 0-0  | 1   | 0   | 0  | 0  | 0  | 3  | 4   |
| North Dakota St. | .18 | 2-8  | 0-2   | 2-2  | 4   | 0   | 1  | 0  | 0  | 2  | 6   |
| Delaware St.     | .12 | 0-1  | 0-0   | 0-0  | 2   | 0   | 2  | 0  | 0  | 3  | 0   |
| Wisconsin        | .21 | 5-12 | 0-4   | 0-0  | 8   | 0   | 1  | 0  | 1  | 2  | 10  |
| UMBC             | .16 | 6-11 | 0-1   | 1-4  | 7   | 0   | 3  | 1  | 1  | 2  | 13  |
| Oakland          | .14 | 2-4  | 0-0   | 2-4  | 2   | 0   | 0  | 0  | 0  | 3  | 6   |
| Morgan St.       | .20 | 3-7  | 0-1   | 2-2  | 6   | 0   | 1  | 0  | 1  | 1  | 8   |
| Savannah St.     | .13 | 0-2  | 0-1   | 2-4  | 3   | 1   | 1  | 0  | 1  | 1  | 2   |
| at Providence    | .21 | 2-9  | 0-1   | 8-8  | 5   | 0   | 1  | 0  | 1  | 2  | 12  |
| Syracuse*        | .18 | 2-3  | 0-0   | 3-4  | 5   | 0   | 1  | 0  | 1  | 1  | 7   |
| at Connecticut*  | .13 | 1-5  | 0-1   | 0-0  | 2   | 0   | 1  | 0  | 2  | 3  | 2   |
| West Virginia*   | .13 | 1-1  | 1-1   | 1-2  | 0   | 0   | 0  | 0  | 0  | 0  | 4   |
| at Louisville    | .8  | 1-1  | 0-0   | 0-0  | 1   | 0   | 0  | 0  | 0  | 1  | 2   |
| at Pittsburgh*   | .9  | 2-5  | 0-1   | 0-0  | 1   | 0   | 3  | 0  | 1  | 3  | 4   |
| Seton Hall*      | .16 | 3-4  | 0-1   | 1-4  | 3   | 0   | 0  | 0  | 0  | 3  | 7   |
| at USF*          | .13 | 0-3  | 0-1   | 1-2  | 2   | 0   | 1  | 0  | 1  | 2  | 1   |
| Providence*      | .13 | 2-5  | 0-0   | 1-2  | 5   | 1   | 1  | 0  | 2  | 3  | 5   |
| Rutgers          | .10 | 2-3  | 1-2   | 0-0  | 3   | 0   | 0  | 0  | 0  | 0  | 5   |
| at Georgetown*   | .17 | 4-7  | 1-1   | 5-5  | 4   | 0   | 0  | 0  | 0  | 1  | 14  |
| at DePaul*       | .19 | 2-4  | 0-0   | 0-2  | 8   | 0   | 1  | 0  | 0  | 4  | 4   |
| Louisville*      | .16 | 1-3  | 0-0   | 2-2  | 3   | 3   | 2  | 0  | 0  | 2  | 4   |
| Villanova*       | .28 | 5-7  | 2-3   | 6-8  | 4   | 0   | 1  | 0  | 0  | 5  | 18  |
| at Notre Dame    | .20 | 1-5  | 0-3   | 0-0  | 3   | 1   | 1  | 0  | 0  | 4  | 2   |
| Pittsburgh       | .28 | 3-10 | 0-2   | 1-2  | 6   | 1   | 1  | 0  | 1  | 4  | 7   |
| vs. St. John's   | .26 | 5-13 | 1-4   | 3-5  | 7   | 1   | 2  | 0  | 0  | 1  | 14  |
| vs. Pittsburgh   | .15 | 4-10 | 0-2   | 3-3  | 2   | 1   | 1  | 0  | 0  | 4  | 11  |
| vs. Michigan St. | .25 | 2-5  | 0-1   | 0-0  | 4   | 0   | 2  | 0  | 0  | 3  | 4   |

#### 2007-08 Statistics

|                 | min | fg-a | 3fg-a | ft-a | reb | ast | to | bk | st | pf | pts |    |
|-----------------|-----|------|-------|------|-----|-----|----|----|----|----|-----|----|
| IUPUI           | .16 | 4-5  | 0-1   | 3-3  | 4   | 1   | 0  | 0  | 0  | 2  | 11  |    |
| Utah Valley     | .24 | 5-7  | 0-1   | 1-2  | 5   | 1   | 1  | 0  | 1  | 0  | 0   | 11 |
| at Chaminade*   | .33 | 6-11 | 0-1   | 3-4  | 8   | 1   | 1  | 1  | 1  | 2  | 15  |    |
| vs. Okla. St.*  | .30 | 2-8  | 0-1   | 3-3  | 4   | 1   | 4  | 1  | 4  | 2  | 7   |    |
| vs. Duke*       | .20 | 5-7  | 1-1   | 3-4  | 3   | 0   | 2  | 0  | 0  | 4  | 14  |    |
| UWM*            | .29 | 8-13 | 2-3   | 1-2  | 11  | 1   | 0  | 1  | 0  | 1  | 3   | 19 |
| at Wisconsin*   | .22 | 4-7  | 0-1   | 3-4  | 6   | 0   | 0  | 0  | 1  | 4  | 11  |    |
| Sacramento St.* | .26 | 5-7  | 1-2   | 1-2  |     |     |    |    |    |    |     |    |



**THE STAT CREW SYSTEM**  
**Marquette Combined Team Statistics (as of Jan 01, 2009)**  
**All games**

|                            |                |               |              |                |
|----------------------------|----------------|---------------|--------------|----------------|
| <b>RECORD:</b>             | <b>OVERALL</b> | <b>HOME</b>   | <b>AWAY</b>  | <b>NEUTRAL</b> |
| <b>ALL GAMES.....</b>      | <b>(12-2)</b>  | <b>(10-0)</b> | <b>(1-0)</b> | <b>(1-2)</b>   |
| <b>CONFERENCE.....</b>     | <b>(1-0)</b>   | <b>(1-0)</b>  | <b>(0-0)</b> | <b>(0-0)</b>   |
| <b>NON-CONFERENCE.....</b> | <b>(11-2)</b>  | <b>(9-0)</b>  | <b>(1-0)</b> | <b>(1-2)</b>   |

| ## Player              | GP-GS | Min--Avg | ---TOTAL--- |      | ---3-PTS--- |      | ---REBOUNDS--- |       |     |     | PF  | FO   | A   | TO | Blk | Stl | Pts | Avg |      |      |
|------------------------|-------|----------|-------------|------|-------------|------|----------------|-------|-----|-----|-----|------|-----|----|-----|-----|-----|-----|------|------|
|                        |       |          | FG-FGA      | Pct  | 3FG-FGA     | Pct  | FT-FTA         | Pct   | Off | Def |     |      |     |    |     |     |     |     | Tot  | Avg  |
| 23 MATTHEWS, Wesley... | 14-14 | 437 31.2 | 75-145      | .517 | 16-40       | .400 | 103-123        | .837  | 22  | 55  | 77  | 5.5  | 32  | 1  | 37  | 35  | 8   | 23  | 269  | 19.2 |
| 22 MCNEAL, Jerel.....  | 14-14 | 439 31.4 | 90-189      | .476 | 29-69       | .420 | 37-47          | .787  | 12  | 52  | 64  | 4.6  | 34  | 2  | 47  | 37  | 6   | 24  | 246  | 17.6 |
| 32 HAYWARD, Lazar..... | 14-14 | 409 29.2 | 84-169      | .497 | 19-56       | .339 | 52-66          | .788  | 45  | 84  | 129 | 9.2  | 37  | 2  | 19  | 32  | 4   | 12  | 239  | 17.1 |
| 01 JAMES, Dominic..... | 14-14 | 410 29.3 | 58-137      | .423 | 20-58       | .345 | 23-49          | .469  | 12  | 38  | 50  | 3.6  | 28  | 0  | 71  | 31  | 3   | 26  | 159  | 11.4 |
| 33 BUTLER, Jimmy.....  | 14-0  | 225 16.1 | 16-37       | .432 | 0-1         | .000 | 21-29          | .724  | 26  | 15  | 41  | 2.9  | 22  | 0  | 11  | 9   | 4   | 4   | 53   | 3.8  |
| 42 OTULE, Chris.....   | 2-0   | 25 12.5  | 2-8         | .250 | 0-0         | .000 | 3-6            | .500  | 4   | 2   | 6   | 3.0  | 5   | 0  | 0   | 1   | 2   | 0   | 7    | 3.5  |
| 02 ACKER, Maurice..... | 14-0  | 193 13.8 | 13-43       | .302 | 7-24        | .292 | 13-18          | .722  | 4   | 15  | 19  | 1.4  | 24  | 0  | 24  | 10  | 0   | 12  | 46   | 3.3  |
| 04 HAZEL, Patrick..... | 13-0  | 179 13.8 | 15-19       | .789 | 0-0         | .000 | 10-17          | .588  | 18  | 16  | 34  | 2.6  | 27  | 1  | 1   | 8   | 7   | 5   | 40   | 3.1  |
| 10 CUBILLAN, David.... | 14-0  | 173 12.4 | 12-40       | .300 | 9-29        | .310 | 5-9            | .556  | 1   | 13  | 14  | 1.0  | 14  | 1  | 16  | 11  | 1   | 4   | 38   | 2.7  |
| 12 BURKE, Dwight.....  | 14-14 | 274 19.6 | 8-15        | .533 | 0-0         | .000 | 19-36          | .528  | 21  | 29  | 50  | 3.6  | 48  | 3  | 3   | 10  | 4   | 3   | 35   | 2.5  |
| 21 FULCE, Joseph.....  | 2-0   | 23 11.5  | 2-7         | .286 | 0-2         | .000 | 0-0            | .000  | 3   | 3   | 6   | 3.0  | 3   | 0  | 1   | 1   | 1   | 0   | 4    | 2.0  |
| 45 FROZENA, Robert.... | 7-0   | 13 1.9   | 0-3         | .000 | 0-0         | .000 | 2-2            | 1.000 | 4   | 2   | 6   | 0.9  | 2   | 0  | 0   | 2   | 0   | 0   | 2    | 0.3  |
| TEAM.....              |       |          |             |      |             |      |                |       | 17  | 21  | 38  | 2.7  | 0   |    | 4   |     |     |     |      |      |
| Total.....             | 14    | 2800     | 375-812     | .462 | 100-279     | .358 | 288-402        | .716  | 189 | 345 | 534 | 38.1 | 276 | 10 | 230 | 191 | 40  | 113 | 1138 | 81.3 |
| Opponents.....         | 14    | 2800     | 333-783     | .425 | 90-281      | .320 | 189-276        | .685  | 138 | 295 | 433 | 30.9 | 333 | 10 | 164 | 227 | 36  | 89  | 945  | 67.5 |

| TEAM STATISTICS        | MU       | OPP     | DATE     | OPPONENT                  | W/L | SCORE  | ATTEND |
|------------------------|----------|---------|----------|---------------------------|-----|--------|--------|
| SCORING.....           | 1138     | 945     | 11/14/08 | HOUSTON BAPTIST           | W   | 95-64  | 13668  |
| Points per game.....   | 81.3     | 67.5    | 11/17/08 | CHICAGO STATE             | W   | 106-87 | 12966  |
| Scoring margin.....    | +13.8    | -       | 11/22/08 | MILWAUKEE                 | W   | 100-80 | 15168  |
| FIELD GOALS-ATT.....   | 375-812  | 333-783 | 11/25/08 | TEXAS SOUTHERN            | W   | 85-68  | 12993  |
| Field goal pct.....    | .462     | .425    | 11/28/08 | vs Northern Iowa Panthers | W   | 73-43  | 3087   |
| 3 POINT FG-ATT.....    | 100-279  | 90-281  | 11/29/08 | vs Dayton Flyers          | L   | 75-89  | 4780   |
| 3-point FG pct.....    | .358     | .320    | 12/2/08  | CENTRAL MICHIGAN          | W   | 81-67  | 13158  |
| 3-pt FG made per game. | 7.1      | 6.4     | 12/6/08  | WISCONSIN                 | W   | 61-58  | 18895  |
| FREE THROWS-ATT.....   | 288-402  | 189-276 | 12/13/08 | IPFW                      | W   | 69-50  | 13470  |
| Free throw pct.....    | .716     | .685    | 12/16/08 | vs Tennessee              | L   | 68-80  | 9498   |
| F-Throws made per game | 20.6     | 13.5    | 12/19/08 | WESTERN CAROLINA          | W   | 94-77  | 13653  |
| REBOUNDS.....          | 534      | 433     | 12/22/08 | at NC State               | W   | 68-65  | 16819  |
| Rebounds per game....  | 38.1     | 30.9    | 12/28/08 | PRESBYTERIAN              | W   | 84-45  | 13879  |
| Rebounding margin..... | +7.2     | -       | *1/1/09  | VILLANOVA                 | W   | 79-72  | 16446  |
| ASSISTS.....           | 230      | 164     |          |                           |     |        |        |
| Assists per game.....  | 16.4     | 11.7    |          |                           |     |        |        |
| TURNOVERS.....         | 191      | 227     |          |                           |     |        |        |
| Turnovers per game.... | 13.6     | 16.2    |          |                           |     |        |        |
| Turnover margin.....   | +2.6     | -       |          |                           |     |        |        |
| Assist/turnover ratio. | 1.2      | 0.7     |          |                           |     |        |        |
| STEALS.....            | 113      | 89      |          |                           |     |        |        |
| Steals per game.....   | 8.1      | 6.4     |          |                           |     |        |        |
| BLOCKS.....            | 40       | 36      |          |                           |     |        |        |
| Blocks per game.....   | 2.9      | 2.6     |          |                           |     |        |        |
| ATTENDANCE.....        | 144296   | 34184   |          |                           |     |        |        |
| Home games-Avg/Game... | 10-14430 | 1-16819 |          |                           |     |        |        |
| Neutral site-Avg/Game. | -        | 3-5788  |          |                           |     |        |        |

| SCORE BY PERIODS: | 1st | 2nd | Total  |
|-------------------|-----|-----|--------|
| Marquette.....    | 540 | 598 | - 1138 |
| Opponents.....    | 415 | 530 | - 945  |