



**MARQUETTE**  
BASKETBALL

The Marquette University men's basketball team makes its first appearance in the SEC/BIG EAST Invitational Tuesday night when the team travels to Nashville, Tenn., to face nationally ranked Tennessee at the Sommet Center. ESPN will feature MU's second national television broadcast of the 2008-09 campaign, with Brad Nessler (play-by-play), Jimmy Dykes (analyst) and Jeannine Edwards (reporter) calling the action. The matchup is scheduled to begin at 8:30 p.m. CT as the second game of a doubleheader. Fellow league member USF takes on Vanderbilt of the SEC at 6 p.m. CT.

### Rebounding Effort Reaches Season High Vs. IPFW

Sparked by Lazar Hayward's 18-rebound effort against IPFW, the Golden Eagles recorded a season-high 48 boards.

Marquette concluded action against the Mastodons with a 48-29 advantage, marking the eighth time in nine outings MU has outrebounded its opponent. The lone exception came in the squad's loss to Dayton.

With just one significant contributor above 6'7" (Dwight Burke), it's been a committee effort on the boards. Six players are grabbing at least 3.0 caroms per game, led by Hayward's 10.6 rebounds per contest. MU's starting trio of guards (James, Matthews, McNeal) is combining to collect 14.8 boards per outing.

**DATE:** December 16, 2008

**TIP-OFF:** 8:30 p.m. CT

**LOCATION:** Sommet Center - Nashville, Tenn.

**TELEVISION:** ESPN will feature MU's second national television broadcast of the season. Brad Nessler (play-by-play), Jimmy Dykes (analyst) and Jeannine Edwards (reporter) will call the action.

**RADIO:** ESPN Radio 540 AM is the flagship station for the Marquette Radio Network. Steve "The Homer" True (play-by-play) and Jim McIlvaine (analyst) will call the action all season long.

**MU'S LAST TIME OUT:** The Golden Eagles posted a 69-50 victory over IPFW. Junior Lazar Hayward had a career night, finishing with 19 points and a career-best 18 rebounds.

**UT'S LAST TIME OUT:** The Volunteers dropped an 88-72 decision at Temple Saturday afternoon. Forward Tyler Smith led three players in double figures with 17 points.

**SERIES HISTORY:** MU leads 4-2

**LAST MEETING:** MU 85, TENN 74 (Nov. 21, 2001)

**MU CONTACT INFO:** Scott Kuykendall handles all of the media relations duties for the Marquette men's basketball program and can be reached at 414.288.4794 [w]/414.807.3490 [c] or scott.kuykendall@marquette.edu.

**WEB SITE:** GoMarquette.com

**UT CONTACT INFO:** Tom Satkowiak handles the media relations duties for the Vols and can be reached at 865.974.1212 or tsatkowi@tennessee.edu.

**WEB SITE:** UTSports.com

## 2008-09 Game Notes

Marquette Golden Eagles  
(8-1, 0-0 BIG EAST)

vs. **ESPN**

Tennessee Volunteers  
(6-2, 0-0 SEC)

### MU SCOREBOARD

DATE	OPPONENT	RESULT/TIME
Nov. 14	Houston Baptist 	W, 95-64
Nov. 17	Chicago State 	W, 106-87
Nov. 22	Milwaukee 	W, 100-80
Nov. 25	Texas Southern 	W, 85-68
<b>Chicago Invitational</b>		
Nov. 28	vs. Northern Iowa 	W, 73-43
Nov. 29	vs. Dayton 	L, 89-75
Dec. 2	Central Michigan 	W, 81-67
Dec. 6	Wisconsin 	W, 61-58
Dec. 13	IPFW 	W, 69-50
<b>BIG EAST/SEC Invitational</b>		
Dec. 16	vs. Tennessee <b>ESPN</b>	8:30 p.m.
Dec. 19	Western Carolina 	7:30 p.m.
Dec. 22	at North Carolina St. 	6 p.m.
Dec. 28	Presbyterian	1 p.m.
Jan. 1	Villanova # <b>ESPN</b>	1:30 p.m.
Jan. 4	Cincinnati # 	1 p.m.
Jan. 7	at Rutgers # 	6:30 p.m.
Jan. 10	West Virginia # 	11 a.m.
Jan. 17	at Providence # <b>ESPN 2</b>	8 p.m.
Jan. 24	DePaul # <b>ESPN 2</b>	1 p.m.
Jan. 26	at Notre Dame # <b>ESPN</b>	6 p.m.
Jan. 31	Georgetown # 	1 p.m.
Feb. 3	at DePaul # 	8 p.m.
Feb. 6	at USF # 	6 p.m.
Feb. 10	at Villanova # <b>ESPN 2</b>	6:30 p.m.
Feb. 14	St. John's # 	8 p.m.
Feb. 17	Seton Hall # 	7 p.m.
Feb. 21	at Georgetown # <b>ESPN</b>	1 p.m.
Feb. 25	Connecticut # <b>ESPN</b>	6 p.m.
Mar. 1	at Louisville # 	11 a.m.
Mar. 4	at Pittsburgh # <b>ESPN 2</b>	6:30 p.m.
Mar. 7	Syracuse # 	1 p.m.

#### BIG EAST Championship

Mar. 10-14 vs. TBA (Madison Square Garden)

# - indicates BIG EAST Conference game

All game times CT subject to change.

#### in front of the

"He (Lazar Hayward) is similar to Dennis Rodman in that he follows the flight of the ball as soon as they shoot it. It is almost an innate talent. I don't know that it is something that you can teach."

-- Buzz Williams on Hayward's rebounding skills





## MEDIA SERVICES

**ASST. AD/MBB SID:** . . . Scott Kuykendall  
**Email:** . . . scott.kuykendall@marquette.edu  
**Work Phone:** . . . . . 414-288-4794  
**Cell Phone:** . . . . . 414-807-3490  
**ASST. DIRECTOR:** . . . . . Luke LeNoble  
**Email:** . . . . . lucas.lenoble@marquette.edu  
**Work Phone:** . . . . . 414-288-6980  
**Cell Phone:** . . . . . 414-313-2238  
**Website:** . . . . . GoMarquette.com  
**Fax:** . . . . . 414-288-6519

## CREDENTIALS

Credential requests are now available online by visiting <http://www.sportssystem.com/Marquette/>.

Requests will be confirmed or denied via email and may be picked up at the Al McGuire Center or at the arena control entrance of the Bradley Center on game day (beginning two hours before tip).

Please contact Scott Kuykendall with any questions.

## PARKING

Parking is not available to home and visiting members of the media. There are several parking structures available within walking distance of the Bradley Center.

## INTERVIEW POLICY

Please contact Scott Kuykendall to arrange an interview with Marquette head coach Buzz Williams, a member of the coaching staff or a player.

MU players will not disclose their home phone numbers or their cellular phone numbers so please do not request that information. Players have been asked to politely decline interviews that have not been cleared with the MU Media Relations Office. All telephone interviews will take place from either the Media Relations Office or the Men's Basketball Office. Player interviews will not be conducted on gamedays until standard post-game procedures occur.

Marquette practices are generally closed to the media. Please contact Kuykendall if you wish to attend practice. MU practices are scheduled from 3 p.m. to 6 p.m. on weekdays but are subject to change, so please contact Kuykendall in advance.

## Hayward Takes Rebounding Effort To Another Level

Entering Saturday afternoon's matchup with IPFW, junior Lazar Hayward had led the team in rebounding in each of the squad's first eight games in 2008-09.

He wasn't about to let that streak end against the Mastodons, finishing with a career-best 18 rebounds in just 30 minutes of action. The Buffalo, N.Y., native had collected a double-double by halftime and seven of his boards came at the offensive end.

Hayward finished one board short of the Bradley Center record of 19, most recently posted by Amal McCaskill against UW-Milwaukee in 1995-96. Hayward's total also marked the most by a MU player since McCaskill's effort versus the Panthers.

The starting forward also found time to chip in a game-high 19 points on 9-of-17 shooting from the field and had one assist and a block. He now owns three double-doubles on the year and eight for his career.

## Coaching Staff Looking For Some Help From The Bench

With a pair of expected contributors (Joe Fulce and Chris Otule) yet to make their respective MU debut, head coach Buzz Williams doesn't have a lot of options when it comes time to giving his starters a breather.

As a result of Marquette's lack of bench production, the team's starting five is accounting for 81.3 percent of the offensive production in 2008-09. In the last two games combined, MU's bench corps of Jimmy Butler, David Cubillan and Patrick Hazel have contributed just a total of 12 points. The Golden Eagles reserves have reached double figures in points once in the last four outings.

As a result, versus Dayton, Wisconsin and IPFW, MU's starters have accounted for at least 90 percent of the team's points. With the four reserves accounting for 36 opportunities to record double figures in points in a game, Marquette has had a player score 10-or-more on just three occasions.

## Series With Volunteers Includes Tournament Matchups

Marquette leads the all-time series against Tennessee with a 4-2 advantage, with the last meeting coming during the 2001-02 campaign.

While there have only been six matchups, two of those contests have come in tournament play.

The Volunteers ended MU's season in 1983 with a 57-56 victory in the opening round of the NCAA Tournament. The Mideast Region matchup was featured in Evansville, Ind., with No. 8 seed Tennessee advancing.

In the most recent matchup, Dwyane Wade led all scorers with 30 points in an 85-74 Marquette win en route to the Great Alaska Shootout championship.

MU would go on to defeat No. 20 Indiana and Gonzaga in the tournament and Wade was tabbed the event's most outstanding player.

Tennessee 74, Marquette 85												
Nov. 21, 2001 Anchorage, Alaska												
TENNESSEE	min	fg-a	3fg-a	ft-a	reb	ast	to	bk	st	pf	pts	
Vince Yarbrough	36	8-15	3-7	5-6	7	2	4	3	0	3	24	
Derek Stribling	15	2-2	0-0	0-0	0	0	5	0	1	2	4	
Brandon Crump	25	2-6	0-0	2-3	8	1	4	1	1	3	6	
Thaydeus Holden	33	4-7	3-6	0-1	3	0	2	0	0	4	11	
John Higgins	37	4-6	3-4	0-0	4	9	2	0	0	4	11	
Elgrace Wilborn	25	4-5	0-0	0-2	0	0	3	0	1	4	8	
Jenis Grindstaff	22	2-3	0-1	3-3	2	4	1	0	0	5	7	
Del Baker	7	1-1	1-1	0-0	1	0	0	4	0	0	3	
Team					1							
Totals	27-45	10-19	10-15	26	16	21	4	3	25	74		
MARQUETTE	min	fg-a	3fg-a	ft-a	reb	ast	to	bk	st	pf	pts	
Odartey Blankson	21	2-7	2-4	4-6	4	2	0	0	0	4	10	
Jon Harris	27	3-5	0-0	0-0	2	1	1	0	0	1	6	
Oluoma Nnamaka	27	1-5	0-1	0-0	5	0	1	0	1	4	2	
Dwyane Wade	26	8-17	1-1	13-17	8	7	4	1	5	4	30	
Cordell Henry	31	5-10	3-5	5-7	3	2	0	0	1	1	18	
Todd Townsend	13	2-3	0-0	3-3	4	0	2	0	0	0	7	
Scott Merritt	15	1-3	0-0	2-2	0	0	0	0	0	1	4	
Travis Diener	20	1-5	1-4	0-0	2	2	1	0	1	3	3	
David Diggs	7	1-3	1-2	0-0	1	1	0	0	0	0	3	
Terry Sanders	13	1-2	0-0	0-0	3	1	1	0	0	2	2	
Team					2							
Totals	25-60	8-17	27-35	34	16	10	1	8	20	85		
<b>Halftime:</b> MU 42-37. <b>Dead Ball Rebounds:</b> MU 3-2.												
<b>Technical:</b> None. <b>Officials:</b> Richard Ball, Duane Allen, Bruce Corson . <b>Attendance:</b> 7,589.												



## INJURY REPORT

Player (Injury)	Status
Otule (foot)	Out

## STAT COMPARISON

	MU	UT
Overall Record:	8-1	.6-2
Scoring Offense:	82.8	.85.2
Scoring Defense:	67.3	.73.4
3-PT FG Percentage:	31.4	.34.0
FT Percentage:	70.5	.70.9

## INDIVIDUAL LEADERS

### SCORING

MU	UT
Matthews . . . 19.6	Smith . . . . .17.4
McNeal . . . . 18.2	Prince . . . . .11.3

### REBOUNDING

MU	UT
Hayward . . . 10.6	Williams . . . . .8.1
Matthews . . . 6.2	Chism . . . . .7.0

### FIELD GOAL PERCENTAGE

MU	UT
Hazel . . . . .78.6	Prince . . . . .55.0
Butler . . . . .61.1	Williams . . . . 52.4

### FREE THROW PERCENTAGE

MU	UT
Matthews . . .87.3	Negedu . . . . 83.3
Butler . . . . .81.3	Williams . . . . 78.6

## CAREER GAMES PLAYED

	Career Games	Career Starts	Consec. Games	Consec. Starts
Acker	44	1	44	--
Burke	97	26	77	9
Butler	9	--	9	--
Cubillan	76	1	33	--
Frozena	13	--	2	--
Fulce	--	--	--	--
Hayward	77	57	77	41
Hazel	22	--	2	--
James	109	108	109	23
Matthews	101	91	87	77
McNeal	104	104	44	44
Otule	--	--	--	--

## PROBABLE STARTERS

### Marquette

NAME	POS.	PPG.	RPG.	APG.	FG%	FT%
Dominic James	G	11.3	3.7	5.3	.450	.488
Jerel McNeal	G	18.2	4.9	3.7	.458	.788
Wesley Matthews	G	19.6	6.2	2.8	.481	.873
Lazar Hayward	F	16.1	10.6	1.1	.491	.711
Dwight Burke	F	2.2	3.8	0.1	.455	.417

### Tennessee

NAME	POS.	PPG.	RPG.	APG.	FG%	FT%
Bobby Maze	G	9.3	3.1	4.9	.491	.773
Cameron Tatum	G	9.9	2.1	1.0	.433	.684
Josh Tabb	G	3.4	1.6	1.1	.500	.364
Tyler Smith	F	17.4	5.9	4.6	.475	.755
Brian Williams	C	7.1	8.1	1.1	.524	.786

## Matthews Leading The Team's Charity Efforts

Senior Wesley Matthews, the league's fourth-leading scorer at 19.6 points per game, has utilized the free throw in 2008-09 en route to his quick offensive start.

Through games of Dec. 14, Matthews ranks third in the nation in free throws made per game (7.7) and seventh in charity tosses attempted per outing (8.8). He is currently 87.3 percent (69-of-79) from the line this season and has accounted for nearly 30 percent (79-of-278) of MU's team attempts.

Thanks to Matthews' leadership, Marquette has made 196 free throws this season, while the squad's opponents have attempted just a total of 183.

MU currently ranks third in the nation in free throws made per game (21.8) and third in free throw attempts per game (30.9), through games of Dec. 13.

### FT's Made/PG

Xavier	24.1
Wyoming	24.0
<b>Marquette</b>	<b>21.8</b>
Connecticut	21.5
North Texas	21.0

### FT's Att./PG

Xavier	35.4
Wyoming	33.4
<b>Marquette</b>	<b>30.9</b>
Connecticut	30.6
North Texas	30.4

## Coaching Staffs Have Professional, Milwaukee Ties

MU head coach Buzz Williams and current Tennessee assistant Steve Forbes both worked under Billy Gillispie at Kentucky (2004-06). Current Volunteer head coach Bruce Pearl led UW-Milwaukee from 2001-05. MU downed UWM on Nov. 22 and also defeated Bo Ryan (former UWM coach) and Wisconsin Dec. 6.

## Trio Of Golden Eagles Among League's Top Scorers

MU's quick offensive start has been a team effort, with at least three players reaching double figures in all but one game. As many as five Golden Eagles have reached the 10-point plateau in a single contest this year.

As a result of the offensive balance, MU is currently the only BIG EAST program to feature three players in the top-15 in scoring (through games of Dec. 14). Senior Wesley Matthews is currently fourth in the conference with 19.6 points per game, while classmate Jerel McNeal (18.2 ppg.) and junior Lazar Hayward (16.1 ppg.) own the eighth and 13th positions, respectively.

## STATISTICAL COMPARISON

Team	G	FG	FGA	PCT	3PT	3PA	PCT	FT	FTA	PCT	REB	AVG	PF-DQ	A	TO	BS	ST	PTS	AVG
Tennessee	8	244	518	.471	53	156	.340	141	199	.709	346	43.2	167-4	151	128	28	58	682	85.2
Marquette	9	247	541	.457	55	175	.314	196	278	.705	368	40.9	184-6	149	123	27	80	745	82.8



## MARQUETTE IN THE BIG EAST STATS

through games of Dec. 14

### Team

SCORING OFFENSE:	.3rd (82.8)
SCORING DEFENSE:	.12th (67.3)
FT PERCENTAGE:	.4th (70.5)
FG PERCENTAGE:	.8th (45.7)
ASSISTS:	.5th (16.6)
STEALS:	.4th (8.9)
BLOCKED SHOTS:	.14th (3.0)
FG PCT. DEFENSE:	.14th (41.4)
OFFENSIVE REBOUNDS:	.6th (14.9)
DEFENSIVE REBOUNDS:	.8th (26.0)
3-PT FG'S MADE:	.8th (55)

### Individual

#### SCORING

Wesley Matthews	.4th (19.6 ppg.)
Jerel McNeal	.8th (18.2 ppg.)
Lazar Hayward	.13th (16.1 ppg.)

#### FREE THROW PERCENTAGE

Wesley Matthews	.2nd (.873)
Jerel McNeal	.12th (.788)

#### REBOUNDING

Lazar Hayward	.4th (10.6 rpg.)
---------------	------------------

#### STEALS

Dominic James	.3rd (2.6 spg.)
Jerel McNeal	.14th (2.1 spg.)
Wesley Matthews	.19th (1.9 spg.)

#### ASSISTS

Dominic James	.3rd (5.3 spg.)
---------------	-----------------

#### ASSIST-TO-TURNOVER RATIO

Dominic James	.2nd (3.2)
---------------	------------

## marks!FOR SUCCESS

when James, Matthews & McNeal all reach double figures in game	.....25-6
when McNeal grabs five-or-more rebounds	.....46-7
when McNeal & Matthews each grab four-or-more rebounds	.....39-9
when McNeal & Matthews combine for 10-or-more rebounds	.....37-8
when James dishes out five-or-more assists	.....43-16

## 2008-09 MARQUETTE ROSTER

NO.	NAME	POS.	HT.	WT.	CL.	HOMETOWN
1	Dominic James	G	5-11	185	Sr.	Richmond, Ind. <i>Became the 12th player in school history to score 1,500 points</i>
2	Maurice Acker	G	5-8	165	Jr.	Hazel Crest, Ill. <i>Knocked down 6-of-7 free throws in just eight minutes against UW</i>
4	Patrick Hazel	F	6-7	220	So.	Queens, N.Y. <i>Has already surpassed all of his 2007-08 numbers</i>
10	David Cubillan	G	6-0	175	Jr.	Maracaibo, Venezuela <i>Eight of his 11 field goals are from behind the 3-point line</i>
12	Dwight Burke	F	6-8	250	Sr.	Brooklyn, N.Y. <i>Chipped in five points and six rebounds against IPFW</i>
21	Joseph Fulce	F	6-7	205	So.	Plano, Texas <i>Transfer from Tyler Junior College; currently sidelined with knee injury</i>
22	Jerel McNeal	G	6-3	200	Sr.	Chicago, Ill. <i>Currently 16th on MU's all-time scoring list with 1,414 points</i>
23	Wesley Matthews	G	6-5	215	Sr.	Madison, Wis. <i>Among the national leaders in free throws attempted and made per game</i>
32	Lazar Hayward	F	6-6	225	Jr.	Buffalo, N.Y. <i>Has led the team in rebounding in each of the team's nine games</i>
33	Jimmy Butler	G/F	6-6	215	So.	Tomball, Texas <i>Has appeared in all nine games off the bench</i>
42	Chris Otule	C	6-10	245	Fr.	Richmond, Texas <i>Lone true freshman on the roster; currently out with foot injury</i>
45	Robert Frozena *	G	6-1	165	So.	Sherwood, Wis. <i>Walk-on who saw action in seven games in 2007-08</i>
55	Liam McMorrow #	C	7-0	260	So.	Toronto, Ontario <i>Will redshirt in 2008-09 after transferring from Durham College in Canada</i>

\* = walk-on # = will redshirt in 2008-09 due to NCAA transfer rules

**Head Coach:** Buzz Williams (Oklahoma City, 1994)

**Assistant Coaches:** Tony Benford (Texas Tech, 1992), Aki Collins (Clark Atlanta, 1997)  
Dale Layer (Eckerd, 1980)

**Dir. of Basketball Operations:** Scott Monarch (Mississippi Valley St., 1986).

**Coor. of Basketball Operations:** Brad Autry (NW Oklahoma St., 1991)

**Basketball Technology Assistant:** Jake Nelp (Colorado St., 2001)

## James Making The Right Calls

While senior guard Dominic James may not be posting the best offensive numbers of his career, his team management abilities may be peaking at an all-time best through seven games in 2008-09.

The Richmond, Ind., native is currently ranked third in the league in steals (2.4 spg.), second in assist-to-turnover ratio (3.2, 16th in the nation) and third in assists (5.3 spg.). In an average of just 28.6 minutes per night, he has turned the ball over just 15 times, while dishing out 48 assists to lead the roster.

James is currently averaging 11.3 points and 3.7 rebounds per outing and tops the roster in steals (22).

## Offense Reaches Century Mark In Consecutive Games

A pair of free throws by junior Lazar Hayward in the closing moments of the team's 100-80 victory over Milwaukee on Nov. 22 allowed MU to reach the 100-point mark for the second-straight game.

The last time Marquette accomplished that feat came during the 1954-55 campaign when the squad defeated Bowling Green (101-56) and Detroit (100-81). That season, Marquette concluded the year averaging a school record 84.2 points per game.

MU downed Chicago State 106-87 on Nov. 17 to set a new Bradley Center record for points scored by Marquette or an opposing team. The previous mark of 105 came most recently in a win over Grambling on Dec. 28, 2002.



## Associated Press Top 25

1.	North Carolina (72) 8-0	1,800
2.	Connecticut 8-0	1,710
3.	Pittsburgh 9-0	1,633
4.	Gonzaga 6-0	1,574
5.	Oklahoma 8-0	1,529
6.	Texas 6-1	1,381
7.	Duke 8-1	1,256
8.	Tennessee 6-1	1,203
9.	Louisville 4-1	1,080
10.	Xavier 7-0	1,041
11.	Wake Forest 8-0	957
12.	Notre Dame 6-2	954
13.	Syracuse 8-0	869
14.	Purdue 6-2	718
15.	Villanova 8-0	713
16.	UCLA 5-2	705
17.	Memphis 5-1	579
18.	Michigan State 5-2	536
19.	Georgetown 5-1	475
20.	Arizona State 7-1	462
21.	Ohio State 5-0	435
22.	Baylor 7-1	351
23.	Davidson 6-1	348
24.	<b>Marquette 7-1</b>	<b>222</b>
25.	Kansas 7-1	206

### Others Receiving Votes

Dayton 155, Clemson 141, Michigan 119, Miami (FL) 63, Brigham Young 33, Florida 33, Missouri 22, LSU 21, Butler 15, Wisconsin 13, Illinois 11, Florida State 9, Saint Mary's 8, Maryland 7, Texas A&M 5, Northwestern 4, Minnesota 2, Utah 1, Houston 1.

## ESPN/USA Today Top 25

1.	North Carolina (31) 8-0	775
2.	Connecticut 8-0	734
3.	Pittsburgh 9-0	715
4.	Gonzaga 6-0	674
5.	Oklahoma 8-0	632
6.	Texas 6-1	601
7.	Duke 8-1	551
8.	Tennessee 6-1	465
9.	Xavier 7-0	463
10.	Louisville 4-1	446
11.	Wake Forest 8-0	368
12.	Villanova 8-0	362
13.	Notre Dame 6-2	359
14.	UCLA 5-2	349
15.	Memphis 5-1	330
16.	Syracuse 8-0	317
17.	Purdue 6-2	293
18.	Arizona State 7-1	254
19.	Georgetown 5-1	246
20.	Michigan State 5-2	190
21.	Ohio State 5-0	173
22.	Davidson 6-1	143
23.	Kansas 7-1	136
24.	<b>Marquette 7-1</b>	<b>102</b>
25.	Miami (FL) 5-2	69

### Others Receiving Votes

Baylor 65, Dayton 57, Wisconsin 43, Brigham Young 34, Clemson 29, Michigan 29, Butler 27, Florida 22, Saint Mary's 8, Missouri 5, Maryland 3, Minnesota 2, Washington State 2, West Virginia 1, Florida State 1.

rankings from Dec. 8

## HOW MARQUETTE'S OPPONENTS HAVE FARED

OPPONENT (DATE)	W	L	LAST GAME	NEXT GAME
Houston Baptist (11/14)	0	9	L, 77-73 vs. New Orleans	12/15 @ N. Texas
Chicago St. (11/17)	3	4	L, 89-50 @ Illinois	12/15 @ Hawai'i
Milwaukee (11/22)	5	5	L, 69-45 @ Miami (OH)	12/20 vs. Bradley
Texas Southern (11/25)	0	8	L, 88-52 @ Washington	12/16 @ Texas
Northern Iowa (11/28)	5	5	L, 74-65 vs. Wyoming	12/21 vs. SDSU
Dayton (11/29)	9	1	W, 73-56 vs. Coppin St.	12/20 vs. UNCG
Central Michigan (12/2)	2	5	L, 79-65 @ CSU-Fullerton	12/15 vs. Alcorn St.
Wisconsin (12/6)	8	2	W, 77-57 vs. UWGB	12/20 vs. Coppin St.
IPFW (12/13)	4	6	L, 69-50 @ Marquette	12/20 @ Nebraska
<b>Tennessee (12/16)</b>	<b>6</b>	<b>2</b>	<b>L, 88-72 @ Temple</b>	<b>12/16 vs. Marquette</b>
Western Carolina (12/19)	4	2	W, 89-84 @ Kent St.	12/15 vs. Tenn. Wesleyan
North Carolina St. (12/22)	5	1	W, 74-46 vs. WSSU	12/17 vs. ECU
Presbyterian (12/28)	4	5	L, 62-48 @ Tulsa	12/18 vs. UC Davis
Villanova (1/1, 2/10)	10	1	W, 70-59 @ La Salle	12/22 vs. Navy
Cincinnati (1/4)	6	2	L, 77-67 vs. Xavier	12/15 vs. Char. So.
Rutgers (1/7)	7	3	W, 60-55 vs. Delaware St.	12/20 vs. Bryant
West Virginia (1/10)	7	2	W, 68-63 @ Duquesne	12/20 vs. Miami (OH)
Providence (1/17)	6	3	W, 66-65 vs. Rhode Island	12/17 vs. Jackson St.
DePaul (1/24, 2/3)	4	4	L, 72-54 vs. UCLA	12/17 vs. Liberty
Notre Dame (1/26)	7	2	W, 74-67 vs. Boston Univ.	12/20 vs. Delaware St.
Georgetown (1/31, 2/21)	7	1	W, 79-70 vs. Memphis	12/20 vs. Mt. St. Mary
USF (2/6)	3	4	L, 70-55 vs. Niagara	12/16 vs. Vanderbilt
St. John's (2/14)	8	1	W, 77-59 vs. Beth.-Cook.	12/20 vs. Marist
Seton Hall (2/17)	8	1	W, 60-46 @ St. Peter's	12/20 vs. IUPUI
Connecticut (2/25)	8	0	W, 68-64 @ Buffalo	12/15 vs. Stony Brook
Louisville (3/1)	6	1	W, 94-75 vs. Austin Peay	12/18 vs. Mississippi
Pittsburgh (3/4)	10	0	W, 91-56 vs. UMBC	12/17 vs. Siena
Syracuse (3/7)	9	0	W, 79-55 vs. LBSU	12/17 vs. Canisius

## Golden Eagles Capture Historic Victory Over Milwaukee

The Nov. 22 100-80 victory over Milwaukee was significant for a number of reasons, not the least of which was posting 1,400 wins all-time in program history.

The Golden Eagles are currently 1,404-869 (.617) since the 1916-17 campaign and are in their 92nd year of competition.

MU is the 50th team in NCAA history to reach the 1,400-win plateau and is 33rd among all NCAA programs in winning percentage.

## Golden Eagles Remain Perfect Against Panthers

Marquette has matched up with Milwaukee in men's basketball on 36 occasions all-time, coming away victorious in each of those outings.

The Golden Eagles' current 36-game winning streak is the second-longest active run by any program against a single opponent and ranks eighth all-time.

Of the 36 matchups, 33 have come in Marquette's home arena. That current home-court run is third in the NCAA Record Book's latest edition, just behind Indiana's 34-game streak against Northwestern.

Marquette opened the series with a pair of wins in the 1916-17 campaign, the program's first at the varsity level. The most recent matchup came on Nov. 22 and resulted in a 100-80 victory for the Golden Eagles.



The "Inside Marquette Basketball with Buzz Williams" television program is on Time Warner Cable Sports 32 this season, debuting Nov. 11. The Show will air on Tuesdays at 5 p.m. and 10:30 p.m.

The 30-minute program is hosted by Dennis Krause and features behind-the-scenes access to the Marquette men's basketball program.

"The Marquette Basketball Hour with Buzz Williams" radio program airs from 6-7 p.m. CT Monday nights on ESPN Radio 540 AM.



Steve "The Homer" True, the voice of the Golden Eagles, hosts the hour-long broadcast from The Annex and 540 ESPN's studio. Head coach Buzz Williams, players, members of the coaching staff and special guests are featured.

## Fulce, Otule Forced To Watch As 2008-09 Begins

Forward Joe Fulce and freshman Chris Otule, both expected to be significant contributors this season, are currently out with injuries. Fulce is sidelined with an injury to his right kneecap (stress reaction) and Otule's left foot (fracture) is ailing after being injured in practice. Each player is hopeful to return in late December.

## James, McNeal Named To Preseason Wooden Award List

Dominic James and Jerel McNeal have both been tabbed preseason candidates for the 2008-09 John R. Wooden Award, Wooden Award Chairman Richard "Duke" Llewellyn announced.

The list is composed of 50 student-athletes based on a preseason poll. Marquette's senior guard duo is one of seven to feature more than one nominee from a single University.

In mid-January, the Wooden Award Committee will release the Midseason Top 30 list, followed in March by the National Ballot, consisting of approximately 20 top players who have proven to their universities that they are also making progress toward graduation and maintaining a cumulative 2.0 GPA. The Wooden Award All-American Team will be announced the week of the "Elite Eight" round during the NCAA Tournament.

McNeal was a Preseason First Team All-BIG EAST selection this year and James was named to the honorable mention squad.

## Survey Says...

The 13 members of the squad were asked to take part in another vote during the Presidential campaign, answering various questions about their fellow teammates. Listed below are the top answers in each category (total votes).

- Who is the fastest player?  
**Dominic James (12)**
- Who is the fastest player with the ball?  
**Maurice Acker (10)**
- Who has the best looking shot?  
**Lazar Hayward (5)**
- Who is the best shooter?  
**Lazar Hayward (5)**
- Who calls the most fouls in open gym?  
**Jerel McNeal (6)**
- Who fouls the most in open gym?  
**Chris Otule (4)**
- Who is the best dancer?  
**Jimmy Butler (5)**
- Who do you want to take the game-winning shot?  
**Jerel McNeal (6)**
- Who is the funniest teammate?  
**Joe Fulce (8)**
- Who is the strongest?  
**Lazar Hayward (10)**

*2008-09 will mark MU's second season wearing exclusive Converse uniforms. Listed below is the team's record broken down by color.*

White (Home) .....	17-2
Blue (Away) .....	8-6
Gold (Alternate) .....	7-1
Baby Blue (Alternate) .....	1-2
<b>TOTAL .....</b>	<b>33-11</b>



## Marquette's Relationship With Converse Easy To See

The 2008-09 campaign will be Marquette's second as the flagship collegiate program of Converse.

Developed by former Golden Eagle standout and current Miami Heat star Dwyane Wade, the shoe and clothing line distinguishes Marquette from every other program in the NCAA's.

For the next five seasons, Converse will outfit the Golden Eagles with game, practice and off-court apparel including jerseys, performance shorts, warm-ups, sweat suits, shooting shirts and t-shirts that feature both the Converse star and WADE logos.



## LED MARQUETTE IN ...

<b>SCORING:</b> . . . . . Matthews	6
. . . . . McNeal	2
. . . . . Hayward	2
<b>REBOUNDING:</b> . . . Hayward	9
. . . . . Matthews	1
<b>ASSISTS:</b> . . . . . James	6
. . . . . McNeal	3
. . . . . Matthews	1
<b>STEALS:</b> . . . . . McNeal	5
. . . . . James	4
. . . . . Matthews	4
. . . . . Hayward	2
. . . . . Acker	1
<b>BLOCKS:</b> . . . . . Hazel	4
. . . . . Matthews	4
. . . . . Butler	3
. . . . . Burke	2
. . . . . McNeal	1
. . . . . James	1

## 1,000-POINT SCORERS

1. 1773	George Thompson	1966-69
2. 1735	Butch Lee	1974-78
3. 1691	Travis Diener	2001-05
4. 1690	Brian Wardle	1997-01
5. 1688	Tony Smith	1986-90
6. 1663	Bo Ellis	1973-77
7. 1647	Damon Key	1990-94
8. 1637	Dean Meminger	1968-71
9. 1571	Trevor Powell	1987-91
10. 1567	Steve Novak	2002-06
11. 1533	<b>Dominic James</b>	<b>2005-08</b>
12. 1504	Don Kojis	1959-61
13. 1479	Bob Wolf	1965-67
14. 1471	Roney Eford	1993-96
15. 1456	<b>Jerel McNeal</b>	<b>2005-08</b>
16. 1439	Aaron Hutchins	1995-98
17. 1355	Mike Moran	1957-59
18. 1353	Russ Wittberger	1952-55
19. 1347	Cordell Henry	1999-02
20. 1330	Ron Glaser	1961-63
21. 1309	Terry Rand	1954-56
22. 1299	Michael Wilson	1979-82
23. 1282	Tom Flynn	1964-66
24. 1281	Dwyane Wade	2002-03
25. 1278	Jim McIlvaine	1991-94
26. 1234	Anthony Pieper	1994-97
1234	Glenn "Doc" Rivers	1981-83
1234	Earl Tatum	1973-76
29. 1227	Oliver Lee	1978-81
30. 1221	Kerry Trotter	1983-86
31. 1208	<b>Wesley Matthews</b>	<b>2005-08</b>
32. 1201	Robb Logterman	1991-94
33. 1103	Bernard Toone	1976-79
34. 1049	Scott Merritt	2001-04
35. 1048	Chris Crawford	1994-97
36. 1042	Rube Schulz	1952-55
37. 1040	Ron Curry	1991-93
38. 1027	Dwayne Johnson	1982-84
1027	Tony Miller	1992-95
40. 1026	Lloyd Walton	1974-76

## Golden Eagles Collect Nationally Ranked Recruiting Class

The Marquette University men's basketball program has compiled a consensus top-25 recruiting class for the 2009-10 season, first-year head coach Buzz Williams announced Wednesday evening.

Marquette's five-member class includes three student-athletes ranked among the nation's top-100 players and another who has been tabbed a preseason junior college All-America honoree.

Williams and his staff have assembled a group that consists of: **DWIGHT BUYCKS** (Milwaukee, Wis./Indian Hills CC), **JUNIOR CADOUGAN** (Toronto, Ont./Christian Life Center Academy), **JERONNE MAYMON** (Madison, Wis./Memorial HS), **BRETT ROSEBORO** (Quakertown, Pa./Quakertown HS) and **ERIK WILLIAMS** (Houston, Texas/Cypress Springs HS).

MU's first recruiting class under Williams is currently ranked second in the nation by both Hoopmasters.com and HoopScoopOnline.com. The group is No. 5 on ESPN.com's list, 13th on PrepStars.com, rated 14th overall by Rivals.com and owns the 15th position on Scout.com's top-25 ranking.

## Where They Stand....

The 2008-09 campaign is assured to be a record-setting season for the Golden Eagles. Listed below is an update on where some of those marks currently stand.

- Senior Dominic James is 241 points shy of breaking George Thompson's (1966-69) school record of 1,773 points. He is now in 11th place all-time and will pass former standout Steve Novak next for the 10th spot (1,567).
- James is 15 assists short of moving into third place all-time and 82 short of passing Travis Diener (617) for second in program history.
- James has played in 109 career games and is on pace to break the record of 127 set last season by Ousmane Barro.
- Senior Jerel McNeal is 19 steals shy of moving into second all-time at MU and 38 short of breaking Michael Wilson's (1978-82) MU record of 272.
- Junior forward Lazar Hayward is 182 points away from reaching 1,000 for his career.

## RESULT BREAKDOWN

Record	Overall	BE
Home: . . . . .	7-0	--
Away: . . . . .	--	--
Neutral: . . . . .	1-1	--
<b>TOTALS . . . . .</b>	<b>8-1</b>	<b>--</b>

## Record By Month

Record	Overall	BE
November: . . . . .	5-1	--
December: . . . . .	3-0	--
January: . . . . .	--	--
February: . . . . .	--	--
March: . . . . .	--	--
<b>TOTALS . . . . .</b>	<b>8-1</b>	<b>--</b>

## Record By Starting Lineup

James, Matthews, McNeal . . . . 8-1  
Hayward, Burke

## Marquette's "Big 3"

Games Played	314
Games Started	303
Points	4197
Rebounds	1346
Assists	1097
Steals	562
Victories	77

*combined contributions of James, Matthews and McNeal (2005-06/2008-09)*



## ALL-TIME CAREER LEADERS

### Games Played

1.	127	Ousmane Barro	2004-08
2.	126	Steve Novak	2002-06
	126	Joe Chapman	2002-06
	126	Scott Merritt	2000-04
5.	125	Roney Eford	1992-96
6.	123	Tony Miller	1991-95
7.	122	Aaron Hutchins	1994-98
	122	Faisal Abraham	1993-97
	122	Anthony Pieper	1993-97
	122	Mandy Johnson	1981-85
11.	120	Travis Diener	2001-05
	120	Cordell Henry	1998-02
	120	Tom Copa	1983-87
	120	Marc Marotta	1980-84
15.	119	Robb Logterman	1990-94
	119	Michael Wilson	1978-82
	119	Bo Ellis	1973-77

### Points

1.	1773	George Thompson	1966-69
2.	1735	Butch Lee	1974-78
3.	1691	Travis Diener	2001-05
4.	1690	Brian Wardle	1997-01
5.	1688	Tony Smith	1986-90
6.	1663	Bo Ellis	1973-77
7.	1647	Damon Key	1990-94
8.	1637	Dean Meminger	1968-71
9.	1571	Trevor Powell	1987-91
10.	1567	Steve Novak	2002-06

### Scoring Average

1.	20.4	George Thompson	1966-69
2.	19.7	Dwyane Wade	2001-03
3.	19.0	Jim Chones	1970-72
4.	18.8	Dean Meminger	1968-71
5.	18.6	Don Kojis	1958-61
6.	18.6	Mike Moran	1956-59
7.	18.3	Bob Wolf	1964-67
8.	17.0	Terry Rand	1953-56
9.	16.4	Tom Flynn	1963-66
10.	16.2	Ron Glaser	1960-63

### Field Goals Made

1.	674	Bo Ellis	1973-77
2.	666	Butch Lee	1974-78
3.	656	George Thompson	1966-69
4.	627	Damon Key	1990-94
5.	615	Tony Smith	1987-90
6.	603	Don Kojis	1958-61
7.	572	Dean Meminger	1968-71
8.	571	Brian Wardle	1997-01
9.	543	Earl Tatum	1972-76
	543	Bob Wolf	1964-67
	<b>540</b>	<b>Dominic James</b>	<b>2005-09</b>

### Field Goals Attempted

1.	1430	Brian Wardle	1997-01
2.	1403	Butch Lee	1974-78
3.	1400	Don Kojis	1958-61
4.	1383	Bo Ellis	1973-77
5.	1350	George Thompson	1966-69
6.	<b>1328</b>	<b>Dominic James</b>	<b>2005-09</b>
7.	1272	Tom Flynn	1963-66
8.	1252	Roney Eford	1992-96
9.	1234	Dean Meminger	1968-71
10.	1231	Trevor Powell	1987-91

### Field Goal Percentage (min. 450 FGA)

1.	58.8%	Ric Cobb	1968-70
2.	58.1%	Ousmane Barro	2005-08
3.	55.2%	Jim McIlvaine	1990-94
4.	54.8%	Jerome Whitehead	1975-78
5.	54.7%	Jim Chones	1970-72
6.	54.5%	Amal McCaskill	1991-92, 93-96
7.	53.4%	Tyrone Baldwin	1988-90
8.	53.1%	Ron Curry	1990-93
9.	52.1%	Trevor Powell	1987-91
10.	52.0%	Tony Smith	1986-71

### 3-Point Field Goals Made

1.	354	Steve Novak	2002-06
2.	284	Travis Diener	2001-05
3.	244	Robb Logterman	1990-94
4.	221	Aaron Hutchins	1994-98
5.	216	Mark Anglavar	1987-91
6.	211	Anthony Pieper	1993-97
7.	197	Brian Wardle	1997-01
8.	178	Tony Miller	1991-95
9.	169	John Cliff	1996-00
10.	150	Roney Eford	1992-96
	<b>146</b>	<b>Dominic James</b>	<b>2005-09</b>

### 3-Point Field Goals Attempted

1.	768	Steve Novak	2002-06
2.	687	Travis Diener	2001-05
3.	595	Robb Logterman	1990-94
4.	592	Aaron Hutchins	1994-98
5.	564	Anthony Pieper	1993-97
6.	553	Brian Wardle	1997-01
7.	501	Mark Anglavar	1987-91
8.	<b>495</b>	<b>Dominic James</b>	<b>2005-08</b>
9.	486	John Cliff	1996-00
10.	482	Tony Miller	1991-95

### 3-Point Field Goal Percentage (min. 100 3FGA)

1.	46.1%	Steve Novak	2002-06
2.	43.1%	Mark Anglavar	1987-91
3.	42.9%	Tony Smith	1986-90
4.	41.5%	Mike Flory	1986-87, 88-89
5.	41.3%	Travis Diener	2001-05
6.	41.0%	Robb Logterman	1990-94
7.	40.5%	Dan Fitzgerald	2005-08
8.	38.5%	Roney Eford	1992-96
9.	38.3%	David Diggs	1998-02
10.	37.4%	Anthony Pieper	1993-97
11.	37.3%	Aaron Hutchins	1994-98

### Free Throws Made

1.	493	Dean Meminger	1968-71
2.	457	George Thompson	1966-69
3.	406	Tony Smith	1986-90
4.	403	Butch Lee	1974-78
5.	393	Bob Wolf	1964-67
6.	390	Rube Schulz	1951-55
7.	385	Travis Diener	2001-05
8.	378	Damon Key	1990-94
9.	361	Russ Wittberger	1952-55
10.	357	Mike Moran	1956-59

### Free Throws Attempted

1.	762	Dean Meminger	1968-71
2.	674	George Thompson	1966-79
3.	549	Bob Wolf	1964-67
4.	532	Rube Schulz	1951-55
5.	531	Terry Rand	1953-56
6.	529	Russ Wittberger	1951-55
7.	525	Mike Moran	1956-59
8.	517	Tony Smith	1986-90
9.	501	Jim McIlvaine	1990-94
10.	490	Don Kojis	1958-61
	<b>481</b>	<b>Dominic James</b>	<b>2005-09</b>

### Free Throw Percentage (min. 200 FTA)

1.	93.1%	Steve Novak	2002-06
2.	84.8%	Butch Lee	1974-78
3.	83.7%	Travis Diener	2001-05
4.	82.6%	Brian Brunkhorst	1964-68
5.	82.5%	Oliver Lee	1977-81
6.	81.3%	Bob Walczak	1951-52, 54-57
7.	81.1%	Brad Luchini	1965-68
	81.1%	Brian Wardle	1997-01
9.	79.9%	Robb Logterman	1990-94
10.	78.7%	Lloyd Walton	1973-76

### Rebounds

1.	1222	Don Kojis	1958-61
2.	1085	Bo Ellis	1973-77
3.	978	Terry Rand	1953-56
4.	938	Walt Mangham	1957-60
5.	771	Tom Flynn	1963-66
6.	768	Paul Carbins	1964-67
7.	765	Trevor Powell	1987-91
8.	753	John Glaser	1955-58
9.	739	Damon Key	1990-94
10.	700	Amal McCaskill	1991-92, 93-96

### Rebounding Average

1.	15.1	Don Kojis	1958-61
2.	12.7	Terry Rand	1953-56
3.	12.3	Walt Mangham	1957-60
4.	11.7	Jim Chones	1970-72
5.	10.7	Maurice Lucas	1972-74
6.	10.6	John Glaser	1955-58
7.	9.9	Tom Flynn	1963-66
8.	9.7	Paul Carbins	1964-67
	9.7	David Boone	1985-87
10.	9.6	Larry McNeill	1971-73

### Assists

1.	956	Tony Miller	1991-95
2.	617	Travis Diener	2001-05
3.	550	Aaron Hutchins	1994-98
4.	<b>536</b>	<b>Dominic James</b>	<b>2005-08</b>
5.	480	Lloyd Walton	1973-76
6.	469	Tony Smith	1986-90
7.	430	Cordell Henry	1998-02
8.	409	Glenn Rivers	1980-83
9.	408	Michael Sims	1984-88
10.	394	Michael Wilson	1978-82

### Blocked Shots

1.	399	Jim McIlvaine	1990-94
2.	175	Amal McCaskill	1991-92, 93-96
3.	172	Faisal Abraham	1993-97
4.	119	Michael Wilson	1978-82
5.	113	Scott Merritt	2000-04
6.	103	Walter Downing	1984-86
7.	100	Ousmane Barro	2004-08
8.	93	Trevor Powell	1987-91
9.	89	Mike Bargaen	1995-99
10.	84	Tom Copa	1983-87

### Steals

1.	272	Michael Wilson	1978-82
2.	253	Mandy Johnson	1981-85
3.	<b>235</b>	<b>Jerel McNeal</b>	<b>2005-08</b>
4.	203	Glenn Rivers	1980-83
5.	<b>198</b>	<b>Dominic James</b>	<b>2005-08</b>
6.	190	Tony Smith	1986-90
7.	188	Michael Sims	1984-88
8.	185	Tony Miller	1991-95
9.	165	Aaron Hutchins	1994-98
10.	158	Travis Diener	2001-05
	158	Kerry Trotter	1982-86

### Wins

1.	101	Earl Tatum	1972-76
	101	Bo Ellis	1973-77
3.	99	Butch Lee	1974-78
	99	Gary Rosenberger	1974-78
5.	98	Bernard Toone	1975-79
6.	91	Travis Diener	2001-05
	91	Todd Townsend	2001-05
8.	90	Faisal Abraham	1993-97
	90	Chris Crawford	1993-97
	90	Anthony Pieper	1993-97





## Buzz Williams

Head Coach | First Season | Oklahoma City, 1994

The latest era of the storied Marquette men's basketball program began on April 8, 2008 when Buzz Williams was introduced as the University's 16th head coach.

Williams, a highly respected recruiter and veteran of the collegiate coaching ranks, takes over a program poised to make its fourth-straight NCAA Tournament appearance.

In 2007-08, Williams served as an assistant coach with the Golden Eagles in his first season at Marquette. MU concluded the year 25-10 and advanced to the second round of the NCAA Tournament for the first time since 2003.

His coaching career has included stints as an assistant, associate head and head coach. He has nearly 15 years of experience at the NCAA Division I level. Williams has recruited and coached over 20 players who have earned all-conference accolades, including one league player of the year and two conference freshmen of the year.

Williams arrived in Milwaukee after serving for one season as the head coach at the University of New Orleans. He guided the Privateers to a 14-win campaign in 2006-07 and his roster featured Bo McCalebb, the Sun Belt Conference Player of the Year. UNO (14-17) claimed fourth place in the Sun Belt's Western Division and advanced to the league tournament quarterfinals. His recruiting class for the 2007-08 season was ranked in the top 50 nationally by HoopScoop Online.

Prior to UNO, Williams served as an assistant coach and recruiting coordinator at Texas A&M for two seasons (2004-05 - 2005-06) under head coach Billy Gillispie. Both of his recruiting classes with the Aggies were ranked among the best in the nation and featured some of the top-ranked talent at the prep level. The squad made its first NCAA Tournament appearance in 25 years in 2005-06 and the previous team posted the top turnaround in the nation, improving its win total in 2004-05 by 14 games compared to 2003-04.

Williams spent four seasons (2000-01 - 2003-04) at Colorado State, serving as an assistant the first three seasons before being promoted to associate head coach

in 2003-04. Two of his recruiting classes were ranked among the 40-best in the nation, including the 2003 group, which was tabbed No. 1 in the Mountain West Conference.

Colorado State made its first NCAA Tournament appearance in 13 years during his tenure and he was named one of the top assistants in the country by HoopScoop Online. Williams was previously an assistant at Northwestern State (1999-2000), Texas A&M- Kingsville (1998-99) and Texas-Arlington (1994-98).

Williams signed the highest-rated recruiting class in the history of the Southland Conference while at Northwestern State. The Demons advanced to their first ever NCAA tournament the following season and two of his recruited players were named All-Conference, while one was tabbed Southland Conference Tournament MVP.

His accomplishments at Texas A&M-Kingsville include signing the 1998-99 Lone Star Conference Freshman of the Year and a third team All-America guard.

At Texas-Arlington, Williams recruited a Southland Conference Freshman of the Year and signed the first Academic All-American in the school's history. Williams was a student assistant coach from 1992-94 at Oklahoma City University where he assisted the team to the 1994 NAIA championship after it advanced to the Sweet 16 the previous season.

Williams served as a student assistant

### Williams' Career Record

UALR.....	2-1	North Texas.....	2-0
Arkansas St.....	0-2	Northern Iowa.....	1-0
Central Michigan.....	1-0	Northwestern St.....	0-1
Chicago St.....	1-0	Notre Dame.....	0-0
Cincinnati.....	0-0	Pittsburgh.....	0-0
Connecticut.....	0-0	Presbyterian.....	0-0
Dayton.....	0-1	Providence.....	0-0
Denver.....	2-0	Rutgers.....	0-0
DePaul.....	0-0	St. John's.....	0-0
Florida Atlantic.....	0-2	Seton Hall.....	0-0
Florida International.....	1-0	South Alabama.....	0-1
Florida St.....	0-1	USF.....	0-0
Georgetown.....	0-0	Syracuse.....	0-0
Hampton.....	0-1	Tennessee.....	0-0
Houston Baptist.....	1-0	Texas Southern.....	1-0
IPFW.....	1-0	UT-Tyler.....	1-0
Jacksonville St.....	1-0	Troy.....	1-0
Lamar.....	1-0	Tulane.....	1-1
UL-Lafayette.....	1-1	Vermont.....	0-1
UL-Monroe.....	1-1	Villanova.....	0-0
Louisville.....	0-0	West Virginia.....	0-0
Middle Tennessee St.....	0-1	Western Carolina.....	0-0
Milwaukee.....	1-0	Western Kentucky.....	0-1
Mississippi.....	0-1	Wisconsin.....	1-0
Mississippi St.....	0-1	<b>TOTALS.....</b>	<b>22-18</b>
NC St.....	0-0		

from 1990-92 at Navarro College (Corsicana, Texas) where the team won consecutive conference titles while sporting a 45-17 record during his tenure.

The Van Alstyne, Texas, native earned a bachelor's degree in kinesiology from Oklahoma City University in 1994 before completing his master's work in the same field at Texas A&M-Kingsville in 1999.

Williams is married to the former Corey Norman and the couple has one daughter, Zera, and two sons, Calvin and Mason.

### Coaching Career

2007-08	Assistant Coach	Marquette	NCAA Second Round
2006-07	Head Coach	New Orleans	
2004-05/2005-06	Assistant Coach	Texas A&M	NCAA Second Round (2005-06) NIT Third Round (2004-05)
2003-04	Associate Head Coach	Colorado State	
2000-01/2002-03	Assistant Coach	Colorado State	NCAA First Round (2002-03)
1999-00	Assistant Coach	Northwestern State	
1998-99	Assistant Coach	Texas A&M-Kingsville	
1994-95/1997-98	Assistant Coach	Texas-Arlington	
1992-93/1993-94	Student Assistant Coach	Oklahoma City Univ.	
1990-91/1991-92	Student Assistant Coach	Navarro College	

### Williams File

Birth Date:	September 1, 1972
Hometown:	Van Alstyne, Texas
Family:	Corey (wife) and children Zera (6), Calvin (5) and Mason (2)
Education:	Texas A&M-Kingsville, 1999 (Master's in Kinesiology) Oklahoma City Univ., 1994 (Bachelor's in Kinesiology)



dominicjames



Sr. | 5-11 | 185 | Guard  
Richmond, IN  
Richmond HS

mauriceacker




Jr. | 5-8 | 165 | Guard  
Hazel Crest, IL  
Hillcrest HS/Ball State

patrickhazel



So. | 6-7 | 220 | Forward  
Queens, NY  
Blair Academy

davidcubillan



Jr. | 6-0 | 175 | Guard  
Maracaibo, Venezuela  
St. Benedict's Prep

dwightburke



Sr. | 6-8 | 250 | Forward  
Brooklyn, NY  
St. Benedict's Prep

josephfulce




So. | 6-7 | 205 | Forward  
Plano, TX  
Plano HS/Tyler JC

jerelmcneal



Sr. | 6-3 | 200 | Guard  
Chicago, IL  
Hillcrest HS

wesleymatthews




Sr. | 6-5 | 215 | Guard  
Madison, WI  
Madison Memorial HS

lazarhayward




Jr. | 6-6 | 225 | Forward  
Buffalo, NY  
Notre Dame Prep

jimmybutler




So. | 6-6 | 215 | Guard  
Tomball, TX  
Tomball HS/Tyler JC

chrisotule



Fr. | 6-10 | 245 | Center  
Richmond, TX  
Ft. Bend Bush HS

robertfrozena



So. | 6-1 | 180 | Guard  
Sherwood, WI  
St. Mary Central HS

liammcmorrow



So. | 7-0 | 260 | Center  
Toronto, Ontario  
West Hills HS/Durham College

buzzwilliams



Head Coach  
First Year at Marquette  
Oklahoma City, 1994

## Pronunciation Guide

Dominic James	dom-in-eeek
David Cubillan	dah-veed coo-bee-yahn
Jerel McNeal	juh-rell
Lazar Hayward	lah-zahr
Joseph Fulce	fuhlce
Chris Otule	oh-tool-ay

# Marquette Game Notes



Page 11

**Colorado State-Pueblo (exhib.) 73**  
**Marquette 94**

MILWAUKEE (AP) -- Lazar Hayward scored 23 points and Jerel McNeal added 22, making new coach Buzz Williams a winner in No. 16 Marquette's 94-73 victory over Division II Colorado State-Pueblo in their season-opening exhibition game Saturday.

One of Marquette's three senior guards, Wesley Matthews, left the game late in the second half after he appeared to turn an ankle and had to be helped off the court. The severity of his injury was not immediately known.

Matthews scored 16 before the injury, and Dominic James added 11 as the Golden Eagles showed every indication that they'll continue to have the same kind of fast-paced, potent offense they were known for under Crean.

But poor free-throw shooting dogged Marquette on Saturday -- they were 10-for-16 in the first half and 66.7 percent for the game -- and the Golden Eagles allowed the ThunderWolves to avoid a first-half blowout with hot outside shooting.

The Golden Eagles' strong transition game took over in the second half, as Marquette opened up with a 16-8 run that included a 3-pointer and an alley-oop dunk by James and back-to-back fast-break layups by Hayward.

An acrobatic alley-oop layup by Hayward off a pass from McNeal put Marquette ahead 65-44, and Pueblo couldn't shoot its way back into contention.

**Houston Baptist 64**  
**No. 16/17 Marquette 95**

MILWAUKEE (AP) -- Wesley Matthews scored a career-high 27 points and No. 16 Marquette rolled past Houston Baptist 95-64 Friday night in Buzz Williams' debut as the Golden Eagles' head coach.

Jerel McNeal had 20 points and Lazar Hayward added 19 points and 12 rebounds for Marquette. The Golden Eagles never trailed and broke open the game with a 14-0 spurt to start the second half.

Matthews added a career-high eight assists and five steals.

Gordon Watt led Houston Baptist with 17 points and Baron Sauls added 15.

Matthews and McNeal combined for nine points at the start of the second half, turning a 42-34 lead into a 56-34 cushion. Houston Baptist lost the ball five times and missed all four of its shots during the spurt.

Matthews, whose previous career high was 22 points, made 7 of 11 shots, including a pair of 3-pointers, and 11 of 12 free throws.

Marquette forced 25 turnovers and tallied 13 steals. James tied a career high with six steals. Jimmy Butler, a junior college transfer, had 10 points on 5-of-8 shooting.

Marquette, a guard-oriented team already lacking in size, played without two freshmen big men: 6-foot-10 center Chris Otule will miss several weeks after injuring his left foot in practice last week and 6-foot-7 forward Joseph Fulce is out with a knee injury.

**Chicago State 87**  
**No. 15/17 Marquette 106**

MILWAUKEE (AP) -- Marquette scored its most points in almost 28 years, but the Golden Eagles' defensive performance in the second half of a 106-87 victory over Chicago State on Monday night left first-year coach Buzz Williams disappointed.

"It's not poor me, it's not pity me, I'm not trying to be a prophet or foresee the future, but we can't allow teams to score 51 points (in the second half) in our building," Williams said. "To be honest with you, you can't allow teams to score 51 points whether you're playing at a park or no matter what gym."

Wesley Matthews scored 26 points for the Golden Eagles (2-0), who last scored 106 points against Charleston on Dec. 1, 1980. He shot 7-for-14 from the field and made all 10 of his free throws to go with nine rebounds, three assists, two blocks and two steals.

Matthews had 27 points in the season opener and is one of the reasons the Golden Eagles have scored at least 90 points in consecutive games for the first time since the 1994-95 season.

"I think he's a lot more comfortable," said teammate Lazar Hayward, who scored 19 of his 21 points in the second half. "This offense is predicated on guys who can do a lot of different things. That's why he stands out a little more than last year."

Jerel McNeal added 17 points, six assists and four rebounds for Marquette.

CSU-Pueblo 73, Marquette 94												
Nov. 8, 2008 Milwaukee, Wis.												
CSU-PUEBLO	min	fg-a	3fg-a	ft-a	reb	ast	to	bk	st	pf	pts	
Jake Trahern	20	1-4	0-0	0-3	3	1	1	1	1	3	2	
Rome Smith	31	6-17	2-7	0-0	1	3	1	0	2	3	14	
Mario Balinton	20	2-4	2-3	3-4	1	1	4	0	0	2	9	
Marc Williams	20	2-5	0-0	0-0	3	2	2	0	1	3	4	
Roman Van Allen	25	2-6	2-5	0-0	2	2	4	0	0	1	6	
Justin Everett	6	1-1	1-1	0-0	1	0	0	0	0	1	3	
Ty Trahern	10	0-2	0-1	2-2	1	1	0	0	0	1	2	
Ken Moses	16	2-2	2-2	0-0	1	0	0	0	2	3	6	
Jazz Williams	4	0-1	0-1	0-0	0	0	1	0	0	0	0	
Imari Thomas	19	4-10	1-1	4-4	6	0	1	1	0	2	13	
Daniel Pierce	10	1-5	1-5	2-2	2	2	0	0	0	2	5	
Dwayne Pierce	19	3-6	1-3	2-2	3	2	2	0	1	3	9	
Team					7							
Totals	24-63	12-29	13-17	31	14	16	2	7	24	73		
MARQUETTE	min	fg-a	3fg-a	ft-a	reb	ast	to	bk	st	pf	pts	
Dwight Burke	18	0-0	0-0	3-4	7	2	2	0	0	2	3	
Lazar Hayward	26	9-15	2-4	3-4	13	1	0	1	1	3	23	
Dominic James	34	5-9	1-2	0-0	3	7	4	0	0	1	11	
Jerel McNeal	30	8-17	3-10	3-8	3	6	4	1	2	0	22	
Wesley Matthews	26	6-12	2-7	2-2	5	4	1	0	0	2	16	
Maurice Acker	18	1-7	0-3	0-0	4	5	2	0	1	2	2	
Patrick Hazel	12	2-3	0-0	0-0	4	1	0	3	1	0	4	
Jimmy Butler	19	1-2	0-0	7-7	6	1	1	0	0	3	9	
Chris Otule	15	2-2	0-0	0-2	2	1	0	2	1	5	4	
Robert Frozena	2	0-0	0-0	0-0	0	0	0	0	0	0	0	
Team					1							
Totals	34-67	8-26	18-27	48	28	14	7	6	18	94		
<b>Halftime:</b> MU 49-36. <b>Dead Ball Rebounds:</b> 3-3. <b>Technical:</b> None. <b>Officials:</b> Ed Hightower, James Breeding, Brent Hampton. <b>Attendance:</b> 13,124.												

Houston Baptist 64, Marquette 95												
Nov. 14, 2008 Milwaukee, Wis.												
HBU	min	fg-a	3fg-a	ft-a	reb	ast	to	bk	st	pf	pts	
Demetrius Judge	31	3-7	1-3	3-3	10	0	5	0	2	3	10	
Gordon Watt	22	5-10	1-4	6-9	9	2	3	0	1	5	17	
Mario Flaherty	17	0-4	0-0	0-0	1	0	2	0	0	3	0	
Justin Wilton	20	1-3	0-1	0-1	0	2	5	0	2	3	2	
Baron Sauls	35	6-14	2-5	1-2	1	3	7	0	1	1	15	
Sean Morris	16	3-8	3-7	0-0	1	1	0	0	0	4	9	
Joe Alang	13	1-3	1-3	0-0	1	0	0	0	1	2	3	
Fred Hinnenkamp	10	0-0	0-0	0-2	2	0	1	0	0	1	0	
Andrew Puzyk	9	1-2	0-1	0-0	1	0	0	0	0	1	2	
Jimmy Sanders	3	0-0	0-0	0-0	1	0	0	0	0	1	0	
Jerem Havard	24	1-2	0-0	4-6	1	0	1	2	1	4	6	
Team					3							
Totals	21-53	8-24	14-23	31	8	25	2	8	28	64		
MARQUETTE	min	fg-a	3fg-a	ft-a	reb	ast	to	bk	st	pf	pts	
Dwight Burke	13	0-0	0-0	0-1	2	0	0	0	0	5	0	
Lazar Hayward	24	8-12	1-4	2-2	12	2	1	0	1	3	19	
Dominic James	26	2-5	0-3	1-2	2	5	4	0	6	1	5	
Jerel McNeal	32	7-17	1-8	5-5	4	5	2	1	1	1	20	
Wesley Matthews	31	7-11	2-3	11-12	5	8	5	0	5	2	27	
Maurice Acker	16	1-6	0-1	2-2	5	1	0	0	0	3	4	
Patrick Hazel	22	3-3	0-0	1-3	4	0	0	1	0	3	7	
David Cubilan	11	1-4	1-3	0-2	0	1	1	0	0	0	3	
Jimmy Butler	24	5-8	0-0	0-1	4	1	0	1	0	3	10	
Robert Frozena	1	0-0	0-0	0-0	1	0	0	0	0	1	0	
Team					2							
Totals	34-66	5-22	22-30	41	23	13	3	13	22	95		
<b>Halftime:</b> MU 42-34. <b>Dead Ball Rebounds:</b> 4-4. <b>Technical:</b> None. <b>Officials:</b> Tim Higgins, Michael Stephens, Chris Beaver. <b>Attendance:</b> 13,668.												

Chicago St. 87, Marquette 106												
Nov. 17, 2008 Milwaukee, Wis.												
CHICAGO ST.	min	fg-a	3fg-a	ft-a	reb	ast	to	bk	st	pf	pts	
Carl Montgomery	16	4-9	0-0	1-2	7	1	1	0	0	4	9	
Tawrence Walton	29	3-8	0-1	1-2	5	0	2	0	0	4	7	
Mike Wilson	21	3-8	2-6	0-2	3	4	4	0	1	3	8	
David Holston	30	11-22	7-13	4-7	3	3	3	0	1	3	33	
John Cantrell	39	8-17	0-2	5-6	7	3	3	2	3	3	21	
Steve Martin	8	0-0	0-0	1-2	0	0	1	0	0	0	0	
David Anderson	4	0-1	0-1	0-0	0	0	0	0	0	0	0	
Nemanja Stankovic	6	0-0	0-0	2-2	1	0	1	0	1	0	2	
Christian Wall	24	1-3	0-0	2-2	2	0	1	0	1	5	4	
Kabang Kasamba	8	0-1	0-1	0-0	1	0	0	0	0	1	0	
Hajjije Martin	12	1-4	0-0	0-0	4	1	0	0	0	4	2	
Pawel Kielbasa	3	0-0	0-0	0-0	1	0	0	0	0	1	0	
Team					5							
Totals	31-73	9-24	16-25	39	12	16	3	6	29	87		
MARQUETTE	min	fg-a	3fg-a	ft-a	reb	ast	to	bk	st	pf	pts	
Dwight Burke	13	1-1	0-0	1-2	3	1	1	0	0	2	3	
Lazar Hayward	28	8-15	1-5	4-5	9	1	3	0	0	4	21	
Dominic James	25	3-7	0-1	2-9	4	3	0	1	1	3	8	
Jerel McNeal	34	6-12	2-4	3-5	4	6	1	1	1	4	17	
Wesley Matthews	32	7-14	2-2	10-10	9	3	2	2	2	2	26	
Maurice Acker	15	2-5	1-2	2-2	0	0	0	0	0	2	4	
Patrick Hazel	22	3-3	0-0	4-6	5	1	3	2	1	2	10	
David Cubilan	16	2-4	2-4	2-2	1	2	2	0	0	1	8	
Jimmy Butler	15	2-4	0-1	2-2	2	1	1	0	0	3	6	
Team					5							
Totals	34-65	8-19	30-43	42	18	13	6	7	27	106		
<b>Halftime:</b> MU 52-36. <b>Dead Ball Rebounds:</b> CSU 5-4. <b>Technical:</b> None. <b>Officials:</b> Tim Nestor, Mike Nance, Tony Dawkins. <b>Attendance:</b> 12,966.												

**beyond!THE BOX SCORE**

Six of the 10 players to see action against HBU either matched or set new career highs in at least one statistical category.

# Marquette Game Notes



Page 12

**Milwaukee 80**  
**No. 15/17 Marquette 100**

MILWAUKEE (AP) -- Wesley Matthews scored 25 points and Lazar Hayward had a career-high 25 and 10 rebounds as No. 17 Marquette continued its dominance over Wisconsin-Milwaukee with a 100-80 triumph on Saturday.

Jerel McNeal had 22 points and five steals and Dominic James added 16 and eight assists for the Golden Eagles (3-0), who have won all 36 meetings between the two schools which are separated by four miles. The winning streak is the second-longest active stretch against one opponent - Syracuse has beaten Colgate 42 straight times.

Marquette led by five at the break and scored the first 10 points after intermission to take a 55-40 lead with 18:12 remaining.

Patrick Hazel's putback of his own miss capped a 12-3 run as the Golden Eagles extended their lead to 67-48 with 13:52 remaining.

It was the third straight game of at least 25 points for Matthews, who scored a career-high 27 in Marquette's season-opening win against Houston Baptist.

Marquette jumped out to a 9-2 lead but Wisconsin-Milwaukee came right back and the contest was close throughout the first half.

Jason Averkamp's three-point play with 6:08 left gave the Panthers a 36-33 lead but the Golden Eagles closed strong, taking a 45-40 advantage into the locker room as Hayward had five points down the stretch.

**Texas Southern 68**  
**No. 15/15 Marquette 85**

MILWAUKEE (AP) -- Jerel McNeal scored 20 points and Lazar Hayward added 18 to lead No. 15 Marquette to a 85-68 victory over Texas Southern on Tuesday night.

Marquette (4-0) failed to score 100 points for the first time in three games as the Golden Eagles struggled at times in the first half against Texas Southern (0-4). Marquette, which had averaged a Big East leading 100.3 points in its first three games, ended up with 19 turnovers.

Marquette turned it up on the defensive end, forcing 20 turnovers resulting in 29 points. The Golden Eagles had a total of 11 steals, led by McNeal with four. Wesley Matthews, who averaged 26 points in Marquette's first three games, had 13 and Dominic James added 11 points.

Marquette was bidding to set a school record of three straight games with scoring at least 100 points. The last time Marquette scored 100 points for two straight games was during the 1954-55 season when it beat Bowling Green and Detroit.

Texas Southern got the closest it would get in the second half when Hall stole the ball and scored on a dunk with 18 minutes remaining to cut the deficit to 52-42. But Marquette responded with a 15-6 run over the next 5 minutes to grab a 57-38 lead with 13:05 remaining when James stole the ball and score on a lay in.

**Northern Iowa 43**  
**No. 15/15 Marquette 73**

MILWAUKEE (AP) -- Wesley Matthews scored 17 points and No. 15 Marquette used a 20-0 first-half run Friday night to rout Northern Iowa 73-43 in the Chicago Invitational Challenge.

Playing its first game outside of Milwaukee this season, Marquette (5-0) cruised to victory before a small crowd at the Sears Centre. The Golden Eagles also got 15 points from Lazar Hayward and 13 from Jerel McNeal.

Northern Iowa (3-2) was led by Kwadzo Ahelegbe's 11 points.

After an initial feeling-out period, the Golden Eagles broke it open early with the 20-0 run, using a variety of shots and strong defense. During the spurt, Matthews hit a 3-pointer, Dominic James made two 3s' on either side of a timeout, Jimmy Butler followed in a miss and McNeal found the range on yet another 3-pointer on a pass from James.

After another timeout, Patrick Hazel--who started the run with two free throws--had a lay in and then McNeal drove for a sweeping bank shot.

That made it 32-8 with just over five minutes left in the half as the Golden Eagles' quickness and leaping ability were obvious factors early on against the Panthers, who went more than seven minutes without scoring. Marquette had a 20-10 first-half rebounding edge.

Northern scrapped back with eight straight of its own but Marquette maintained control and led 37-18 at the half.

Milwaukee 100, Marquette 80	
Nov. 22, 2008 Milwaukee, Wis.	
MILWAUKEE	min fg-a 3fg-a ft-a reb ast to bk st pf pts
Tony Meier	.14 1-4 1-2 0-0 0 0 3 0 0 5 3
Anthony Hill	.15 1-4 0-0 0-0 2 0 1 0 0 3 2
Deonte Roberts	.25 4-9 0-0 0-0 3 7 0 0 1 5 8
Ricky Franklin	.34 1-10 0-4 4-4 7 1 1 0 0 4 6
Tone Boyle	.38 7-15 3-6 6-7 5 0 5 0 0 2 23
Avery Smith	.27 7-17 2-3 6-9 6 0 3 0 0 3 22
Deion James	.20 1-3 0-1 4-4 5 0 1 0 0 0 6
Zach Holt	.2 0-0 0-0 0-0 0 0 0 0 0 0 0
Kaylan Anderson	.2 0-0 0-0 0-0 1 0 1 0 0 0 0
Jason Averkamp	.7 1-1 0-0 3-3 2 0 0 0 0 1 5
James Eayrs	.16 2-3 1-2 0-0 1 2 0 0 0 2 5
Team	2
Totals	25-66 7-18 23-37 34 10 15 0 1 26 80
MARQUETTE	min fg-a 3fg-a ft-a reb ast to bk st pf pts
Dwight Burke	.15 1-1 0-0 1-2 4 0 2 0 0 4 3
Lazar Hayward	.30 8-14 1-3 8-10 10 1 1 0 1 1 25
Dominic James	.33 5-12 2-5 4-4 3 8 1 1 3 4 16
Jerel McNeal	.30 9-18 1-5 3-4 4 2 0 0 5 4 22
Wesley Matthews	.34 8-16 0-2 9-10 7 2 1 1 1 2 25
Maurice Acker	.16 1-5 0-2 1-3 2 1 1 0 0 1 3
Patrick Hazel	.19 2-3 0-0 0-0 6 0 0 0 1 0 4
David Cubillan	.14 1-3 0-1 0-1 3 1 1 0 1 5 2
Jimmy Butler	.7 0-0 0-0 0-0 1 0 1 0 0 0 0
Robert Frozema	.2 0-0 0-0 0-0 1 0 2 0 0 0 0
Team	4
Totals	35-72 4-18 26-34 45 15 10 3 11 22 100
<b>Halftime:</b> MU 45-40. <b>Dead Ball Rebounds:</b> MU 4-2.	
<b>Technical:</b> None. <b>Officials:</b> John Cahill, Jim Haney, Mike Roberts. <b>Attendance:</b> 15,168.	

Texas Southern 68, Marquette 85	
Nov. 25, 2008 Milwaukee, Wis.	
TEXAS SO.	min fg-a 3fg-a ft-a reb ast to bk st pf pts
Jacques Jones	.36 4-7 1-1 1-2 6 2 3 1 2 2 10
Ricky Boyles	.26 7-10 0-0 0-1 11 0 3 2 1 5 14
Michael Drewry	.22 1-5 0-0 0-1 1 0 0 0 0 5 2
Deandre Hall	.31 9-19 1-2 0-0 3 3 7 0 4 4 19
Matthew Miller	.36 2-6 0-3 8-10 3 5 3 0 2 1 12
Damian Henderson	.1 0-0 0-0 0-0 0 0 0 0 0 0 0
Hamid Ford	.7 0-0 0-0 1-2 0 1 2 0 1 1 1
David Burrell	.13 0-1 0-1 0-0 0 1 2 0 2 1 0
Sollie Norwood	.28 2-4 2-4 4-7 0 2 0 0 1 4 10
Team	3
Totals	25-52 4-11 14-23 27 14 20 3 13 24 68
MARQUETTE	min fg-a 3fg-a ft-a reb ast to bk st pf pts
Dwight Burke	.13 1-2 0-0 0-0 1 0 1 0 0 4 2
Lazar Hayward	.30 5-13 0-1 8-10 9 0 4 0 0 2 18
Dominic James	.28 4-7 2-4 1-2 4 4 1 0 3 4 11
Jerel McNeal	.31 5-12 4-7 6-6 8 5 6 0 4 2 20
Wesley Matthews	.26 3-10 0-3 7-10 6 3 4 1 3 4 13
Maurice Acker	.19 3-5 3-4 1-2 2 2 0 0 1 3 10
Patrick Hazel	.15 1-3 0-0 0-2 4 0 1 1 0 1 2
David Cubillan	.16 1-6 1-4 0-0 1 2 2 0 0 1 3
Jimmy Butler	.21 1-2 0-0 4-4 4 1 0 1 0 1 6
Robert Frozema	.1 0-2 0-0 0-0 2 0 0 0 0 0 0
Team	2
Totals	24-62 10-23 27-36 43 17 19 3 11 22 85
<b>Halftime:</b> MU 38-25. <b>Dead Ball Rebounds:</b> MU 7-5.	
<b>Technical:</b> None. <b>Officials:</b> Ron Groover, Earl Robinson, Bruce Bell. <b>Attendance:</b> 12,993.	

Northern Iowa 43, Marquette 73	
Nov. 28, 2008 Chicago, Ill.	
NORTHERN IOWA	min fg-a 3fg-a ft-a reb ast to bk st pf pts
Adam Koch	.25 2-6 0-0 2-2 0 2 1 0 0 2 6
Jordan Elgseder	.22 4-6 0-0 0-0 6 0 0 1 1 3 8
Kwadzo Ahelegbe	.28 5-9 1-2 0-0 1 5 2 0 2 1 11
Johnny Moran	.25 2-7 1-6 0-0 6 2 5 0 0 2 5
Ali Farokhmanesh	.26 1-6 1-6 0-0 1 1 1 0 1 3 3
Brian Haak	.4 0-0 0-0 0-0 0 0 0 0 1 1 0
Jon Montgomery	.14 0-3 0-2 1-3 5 0 0 0 0 1 1
Travis Brown	.17 0-2 0-2 0-0 2 1 5 0 0 4 0
Kerwin Dunham	.13 2-6 0-1 0-0 0 1 0 0 0 2 4
Lucas O'Rear	.19 1-3 0-0 1-2 6 1 0 0 0 2 3
Anthony James	.7 1-3 0-2 0-0 0 0 0 0 0 0 2
Team	2
Totals	18-51 3-21 4-7 29 13 14 1 5 21 43
MARQUETTE	min fg-a 3fg-a ft-a reb ast to bk st pf pts
Dwight Burke	.30 0-0 0-0 1-4 6 0 1 1 0 3 1
Lazar Hayward	.28 5-11 2-5 3-6 8 1 3 0 1 2 15
Dominic James	.21 3-10 2-5 0-0 3 6 1 0 2 0 8
Jerel McNeal	.22 5-9 3-4 0-0 3 3 1 0 2 1 13
Wesley Matthews	.26 5-8 2-4 5-6 7 2 3 0 1 2 17
David Cubillan	.22 2-6 2-5 1-2 3 3 0 0 1 1 7
Maurice Acker	.19 2-6 0-4 0-0 1 3 0 0 1 0 4
Jimmy Butler	.17 1-1 0-0 2-2 4 2 1 0 0 1 4
Patrick Hazel	.10 1-1 0-0 2-2 2 0 0 0 0 5 4
Robert Frozema	.5 0-1 0-0 0-0 2 0 0 0 0 0 0
Team	3
Totals	24-53 11-27 14-22 42 20 10 1 8 15 73
<b>Halftime:</b> MU 37-18. <b>Dead Ball Rebounds:</b> MU 2-0.	
<b>Technical:</b> None. <b>Officials:</b> Frank Raposo, Tim Kelly, Ron Tyburski. <b>Attendance:</b> 3,087.	

**beyond THE BOX SCORE**

The victory over the Panthers marked the first time all season MU didn't have at least four players finish with double figures in points.

# Marquette Game Notes



Page 13

**Dayton 89**  
**No. 15/15 Marquette 75**

MILWAUKEE (AP) -- Rob Lowery scored a career-high 21 points Saturday night and Dayton used its depth and quickness to beat No. 15 Marquette 89-75 in the final of the Chicago Invitational Challenge.

Stephen Thomas converted a three-point play and Johnson tipped in a basket as Dayton expanded a one-point halftime lead to eight early in the second. And the Flyers kept going right at Marquette. Lowery hit a 3-pointer off the dribble and Wright's flying slam dunk gave Dayton a 54-45 lead with 13:13 to go.

Wright drove for another basket and Johnson converted a three-point play for a 59-46 lead with about 12 minutes to go. When Mickey Perry drove for yet another layup, the Flyers were up by 15 with just under 11 minutes left.

Lowery hit another jumper, just beating the shot clock, to give the Flyers a 71-53 lead with 7:34 to go.

Marquette battled back as James hit two baskets and Matthews scored and then made a pair of free throws after a steal to cut the lead to 10 with 5:33 remaining, a stretch that saw the Flyers miss three straight free throws.

David Cubillan's 3-pointer with just over five minutes left got the Golden Eagles within eight, but Dayton hung on as London Warren sank a jumper and the Flyers found the touch from the line, making seven straight. They hit 12 of their final 16 free throws.

**Central Michigan 67**  
**No. 25/rv Marquette 81**

MILWAUKEE (AP) -- Marquette never practices shooting free throws. The Golden Eagles got all the work they needed at the line against Central Michigan anyway.

Wesley Matthews went 10-for-10 on free throws and scored 18 points, Dominic James added 15 points and No. 25 Marquette bounced back from its first loss with an aggressive defense that stymied the Chippewas in an 81-67 victory Tuesday night.

When that happened, Marquette went to the line, shooting 81.6 percent (31-of-38) in a game that featured 49 fouls and a plodding pace.

"We talk about defending without fouling more times that I tell my wife I love her," Marquette coach Buzz Williams said.

James added seven rebounds and five assists with just one turnover, while Lazar Hayward, who fouled out, scored 14 points. Central Michigan had eight players with at least three fouls.

Jerel McNeal, who finished with 14 points, hit a jumper as time expired in the first half, and Marquette began pulling away to start the second, outworking Central Michigan (2-4) on the glass at key points with a 13-4 run to start the half.

It was never more apparent than when Hayward missed the second of two free throws. Matthews pulled down the rebound and was fouled on the putback, converting the three-point play to make it 47-31.

**No. rv/22 Wisconsin 58**  
**No. 25/rv Marquette 61**

MILWAUKEE (AP) -- Jerel McNeal scored a season-high 26 points, leading No. 25 Marquette on a second-half comeback to beat in-state rival Wisconsin 61-58.

McNeal scored 19 of his points in the second half, including the go-ahead 3-pointer with 5:26 left. Marquette (7-1) survived a late 3-pointer and layup by Wisconsin's Trevon Hughes and some shaky free-throw shooting of its own to hold on in the final minutes.

Hughes' 3-pointer cut Marquette's lead to 58-54 with 1:20 left in the game. An errant Marquette pass then dribbled out of bounds to Wisconsin, but the Badgers' Joe Krabbenhoft stepped on the baseline on the other end to give the ball back to Marquette.

Lazar Hayward hit one of two free throws, but Hughes hit a layup to cut the lead to 59-56 with 25.9 seconds left. Maurice Acker and Hayward each hit only one of their two free throw attempts in the final 22 seconds, but the Golden Eagles held on to win.

Marquette trailed 33-27 at the half. But with Hughes in foul trouble and sitting out early in the second half, Marquette went on a 12-5 run to tie the game at 46 with just over 10 minutes left in the game — with all 12 points coming from McNeal.

The Golden Eagles had a chance to take the lead after a steal by Dominic James, but Hayward was called for an offensive foul on an aggressive drive to the basket.

Dayton 89, Marquette 75												
Nov. 29, 2008						Chicago, Ill.						
DAYTON	min	fg-a	3fg-a	ft-a	reb	ast	to	bk	st	pf	pts	
Charles Little	18	2-5	0-0	3-4	3	1	1	0	0	5	7	
Chris Wright	32	4-9	0-0	5-10	13	4	0	1	2	4	13	
Kurt Huelisman	19	3-5	0-0	2-2	2	1	1	1	0	3	8	
London Warren	14	1-2	0-0	5-9	1	2	2	0	1	4	7	
Marcus Johnson	19	1-1	0-0	4-4	2	0	1	0	0	3	6	
Mickey Perry	13	3-4	0-1	0-0	0	0	0	0	1	4	6	
Stephen Thomas	8	2-3	0-0	1-1	0	0	0	0	1	0	5	
Paul Williams	11	0-3	0-1	0-0	1	0	0	0	0	2	0	
Luke Fabricius	9	1-3	1-2	0-0	0	0	1	1	1	1	3	
Rob Lowery	23	9-13	2-4	1-2	1	1	3	0	0	1	21	
Devin Searcy	14	0-0	0-0	1-2	4	1	1	2	0	3	1	
Chris Johnson	20	4-9	1-3	3-5	11	1	1	0	0	0	12	
Team					4							
Totals	30:57	4-11	25-39	42	11	11	5	6	30	89		
MARQUETTE	min	fg-a	3fg-a	ft-a	reb	ast	to	bk	st	pf	pts	
Dwight Burke	19	0-1	0-0	2-4	3	0	0	0	0	3	2	
Lazar Hayward	24	2-7	0-1	1-1	8	0	3	0	0	5	5	
Dominic James	35	6-13	2-6	5-11	7	8	2	0	2	4	19	
Jerel McNeal	33	7-23	1-8	1-3	6	3	3	0	1	5	16	
Wesley Matthews	38	7-12	0-3	14-17	7	1	3	0	1	2	28	
David Cubillan	20	2-3	1-2	0-0	1	1	0	0	0	3	5	
Maurice Acker	14	0-1	0-0	0-0	3	2	0	0	2	0	0	
Jimmy Butler	9	0-1	0-0	0-0	1	0	1	0	0	4	0	
Patrick Hazel	8	0-0	0-0	0-0	0	0	0	0	0	0	0	
Team					3							
Totals	24:61	4-20	23-36	39	13	14	0	4	28	75		
<b>Halftime:</b> UD 33-32. <b>Dead Ball Rebounds:</b> 5-5. <b>Technical:</b> None. <b>Officials:</b> Tim Nestor, Frank Raposo, Tim Kelly. <b>Attendance:</b> 4,780.												

Central Michigan 67, Marquette 81												
Dec. 2, 2008						Milwaukee, Wis.						
CMU	min	fg-a	3fg-a	ft-a	reb	ast	to	bk	st	pf	pts	
Chris Kellermann	23	5-14	0-6	2-2	5	1	1	0	1	4	12	
Jacoby Hardiman	35	8-12	0-0	4-6	7	2	3	1	2	3	20	
Jeremy Allen	33	8-17	2-6	1-1	3	1	5	0	0	4	19	
Robbie Harman	36	3-12	2-9	2-4	3	7	2	0	2	4	10	
Antonio Weary	33	0-4	0-2	0-0	4	2	1	0	0	3	0	
Lawrence Bridges	7	0-2	0-0	0-0	1	0	1	0	1	3	0	
Brandon Ford	4	0-0	0-0	0-0	1	0	1	0	0	0	0	
William Eddie	1	0-0	0-0	0-0	0	0	1	0	0	0	0	
Marcus Van	16	2-3	0-0	0-0	5	0	1	1	1	5	4	
Adrian Hunter	12	1-3	0-2	0-0	2	0	0	0	0	3	2	
Team					2							
Totals	27:67	4-25	9-13	33	13	16	2	7	29	67		
MARQUETTE	min	fg-a	3fg-a	ft-a	reb	ast	to	bk	st	pf	pts	
Dwight Burke	17	1-2	0-0	1-2	5	0	3	2	1	4	3	
Lazar Hayward	30	5-9	1-2	3-4	8	2	1	0	2	5	14	
Dominic James	33	5-9	1-1	4-7	7	5	1	0	2	0	15	
Jerel McNeal	35	5-10	0-0	4-5	4	5	4	1	2	2	14	
Wesley Matthews	25	4-11	0-1	10-10	3	0	5	0	0	4	18	
Maurice Acker	14	1-3	1-1	0-0	2	0	1	0	1	1	3	
David Cubillan	29	1-6	1-4	2-2	3	4	2	1	1	2	5	
Jimmy Butler	16	1-1	0-0	5-6	1	0	1	2	1	1	7	
Robert Frozema	1	0-0	0-0	2-2	0	0	0	0	0	1	2	
Team					4							
Totals	23:51	4-9	31-38	37	16	18	6	9	20	81		
<b>Halftime:</b> MU 36-27. <b>Dead Ball Rebounds:</b> MU 6-3. <b>Technical:</b> None. <b>Officials:</b> Curtis Shaw, Todd Williams, Mike Roberts. <b>Attendance:</b> 13,158.												

Wisconsin 58, Marquette 61												
Dec. 6, 2008						Milwaukee, Wis.						
WISCONSIN	min	fg-a	3fg-a	ft-a	reb	ast	to	bk	st	pf	pts	
Marcus Landry	28	2-5	1-3	0-2	6	0	2	1	1	2	5	
Joe Krabbenhoft	33	2-2	0-0	0-0	7	2	2	0	2	4	4	
Keaton Nankivil	23	4-6	1-2	2-2	1	1	2	0	0	3	11	
Trevon Hughes	29	5-11	2-6	2-4	2	3	1	0	0	3	14	
Jason Bohannon	28	3-9	2-7	0-0	2	3	4	0	1	2	8	
Jordan Taylor	11	0-3	0-1	1-3	0	0	0	0	0	3	1	
Tim Jarmusz	8	0-1	0-1	0-0	0	0	2	0	1	2	0	
Jon Leuer	19	4-7	0-2	0-0	4	0	1	0	0	2	8	
Rob Wilson	20	2-4	1-2	2-2	5	0	1	0	0	4	7	
Kevin Gullickson	1	0-0	0-0	0-0	0	0	0	0	0	0	0	
Team					3							
Totals	22:48	7-24	7-13	30	9	16	2	5	26	58		
MARQUETTE	min	fg-a	3fg-a	ft-a	reb	ast	to	bk	st	pf	pts	
Dwight Burke	30	0-1	0-0	1-3	4	0	0	0	1	3	1	
Lazar Hayward	35	3-10	0-4	3-7	13	2	5	0	2	3	9	
Dominic James	32	4-10	1-4	1-2	2	4	3	0	1	4	10	
Jerel McNeal	39	10-18	4-7	2-3	7	1	3	0	2	2	26	
Wesley Matthews	39	4-11	0-3	1-1	3	2	0	0	2	0	9	
Maurice Acker	8	0-1	0-1	6-7	0	1	0	0	1	2	6	
Patrick Hazel	4	0-0	0-0	0-0	0	0	1	0	0	2	0	
David Cubillan	6	0-1	0-0	0-0	0	0	0	0	0	0	0	
Jimmy Butler	7	0-0	0-0	0-0	1	0	0	0	0	0	0	
Team					1							
Totals	21:52	5-20	14-23	31	10	12	0	9	16	61		
<b>Halftime:</b> UW 33-27. <b>Dead Ball Rebounds:</b> UW 4-2. <b>Technical:</b> None. <b>Officials:</b> Ted Hillary, Donnee Gray, J.D. Collins. <b>Attendance:</b> 18,895.												

# Marquette Game Notes



Page 14

IPFW **50**

No. 24/24 Marquette **69**

MILWAUKEE (AP) -- Jerel McNeal went on another second-half scoring spree, powering No. 24 Marquette past Indiana-Purdue-Fort Wayne 69-50 on Saturday.

Lazar Hayward scored 19 points and McNeal had 16, including eight in a decisive 12-5 run just after halftime, and the Golden Eagles (8-1) returned to the court after going a week without a game.

McNeal picked right up where he left off despite the long layoff. The senior guard led Marquette on a critical run in its previous game, a comeback victory against in-state rival Wisconsin.

IPFW kept Marquette's potent offense bottled up for most of the first half, and trailed by 13 at halftime. But McNeal scored eight points in the first 5 minutes of the second half to put the game away.

Still, the Mastadons stayed in contention late into the first half, as Ben Botts' 3-pointer cut the Golden Eagles' lead to 25-18 with just under 8 minutes left in the first half. After air-balling another 3-point attempt, Botts hit one from beyond the arc to cut Marquette's lead to 25-21 with 6:27 remaining in the half.

But Marquette outscored IPFW 13-4 the rest of the way, as the Golden Eagles began to establish their more athletic inside game and Botts went cold from outside. Marquette led 38-25 at halftime.

IPFW 50, Marquette 69												
Dec. 13, 2008 Milwaukee, Wis.												
IPFW	min	fg-a	3fg-a	ft-a	reb	ast	to	bk	st	pf	pts	
David Carson	34	6-15	1-3	4-6	4	1	2	0	1	3	17	
Deilvez Yearby	22	1-5	0-0	1-4	11	1	4	2	0	2	3	
Nick Daniels	33	1-6	0-2	0-0	3	5	2	0	1	2	2	
Zach Plackemeier	34	3-10	2-6	0-0	1	0	3	0	0	2	8	
Ben Botts	28	4-14	3-9	0-0	1	1	1	0	1	2	11	
Jakari Johnson	4	1-2	0-0	0-0	0	0	0	0	1	2	2	
Aaron Richie	22	0-2	0-0	1-3	5	1	0	0	1	2	1	
John Pekinpaugh	3	0-0	0-0	0-0	0	0	0	0	0	0	0	
Jeremy Mixon	3	0-0	0-0	0-0	0	0	0	0	0	1	0	
Terry Bembry	4	0-1	0-0	0-0	0	0	0	0	1	0	0	
Trey McCorkle	13	3-4	0-0	0-0	4	0	0	0	0	2	6	
Team					3							
Totals	19-59	6-20	6-13	29	9	12	2	6	16	50		
MARQUETTE	min	fg-a	3fg-a	ft-a	reb	ast	to	bk	st	pf	pts	
Dwight Burke	22	1-3	0-0	3-6	6	0	0	0	0	3	5	
Lazar Hayward	30	9-17	1-5	0-0	18	1	4	1	0	2	19	
Dominic James	24	4-7	0-1	2-4	1	5	2	0	2	0	10	
Jerel McNeal	26	6-12	2-3	2-2	4	3	2	1	2	0	16	
Wesley Matthews	25	5-11	1-2	2-3	9	4	1	3	2	1	13	
Maurice Acker	16	0-2	0-2	0-0	0	2	1	0	0	0	0	
Patrick Hazel	17	1-1	0-0	0-0	3	0	2	0	0	4	2	
David Cubillan	20	1-5	0-4	0-0	1	1	1	0	1	0	2	
Jimmy Butler	18	1-1	0-0	0-1	2	1	0	0	1	2	2	
Robert Frozena	2	0-0	0-0	0-0	0	0	0	0	0	0	0	
Team					1							
Totals	28-59	4-17	9-16	48	17	14	5	8	12	69		
<b>Halftime:</b> MU 38-25. <b>Dead Ball Rebounds:</b> 3-3. <b>Technical:</b> None. <b>Officials:</b> Frank Scagliotta, Chris Beaver, Clarence Armstrong. <b>Attendance:</b> 13,470.												

## beyond! THE BOX SCORE

Lazar Hayward's total of 18 rebounds was one short of the Bradley Center record, set by Ron Curry in 1992 and Amal McCaskill in 1995.





## GAME-BY-GAME SCORING/REBOUNDING

OPPONENT	ACKER	BURKE	BUTLER	CUBILLAN	FROZENA	FULCE	HAYWARD	HAZEL	JAMES	MATTHEWS	MCNEAL	OTULE
Houston Baptist	4/5	0/2	10/4	3/0	0/1	DNP	19/12	7/4	5/2	27/5	20/4	DNP
Chicago State	7/0	3/3	6/2	8/1	DNP	DNP	21/9	10/5	8/4	26/9	17/4	DNP
Milwaukee	3/2	3/4	0/1	2/3	0/1	DNP	25/10	4/6	16/3	25/7	22/4	DNP
Texas Southern	10/2	0/0	6/4	3/1	0/2	DNP	18/9	4/5	11/4	13/6	20/8	DNP
vs. Northern Iowa	4/1	1/6	4/4	7/3	0/2	DNP	15/8	4/2	8/3	17/7	13/3	DNP
vs. Dayton	0/3	2/3	0/1	5/1	DNP	DNP	5/8	0/0	19/7	28/7	16/6	DNP
Central Michigan	3/2	3/5	7/1	5/3	2/0	DNP	14/8	DNP	15/7	18/3	14/4	DNP
RV/22 Wisconsin	6/0	1/4	0/1	0/0	DNP	DNP	9/13	0/0	10/2	9/3	26/7	DNP
IPFW	0/0	5/6	2/2	2/1	0/0	DNP	19/18	2/3	10/1	13/9	16/4	DNP
vs. Tennessee												
Western Carolina												
@ N.C. State												
Presbyterian												
Villanova												
Cincinnati												
@ Rutgers												
West Virginia												
@ Providence												
DePaul												
@ Notre Dame												
Georgetown												
@ DePaul												
@ USF												
@ Villanova												
St. John's												
Seton Hall												
@ Georgetown												
Connecticut												
@ Louisville												
@ Pittsburgh												
Syracuse												

## GAME-BY-GAME STARTERS, POINTS & PERCENTAGE OF OFFENSE

Opponent	Guard	Guard	Guard	Forward	Forward	Record	Points	% of Offense	W/L
Houston Baptist	James	McNeal	Matthews	Hayward	Burke	1-0	71	74.7	W
Chicago State	James	McNeal	Matthews	Hayward	Burke	2-0	75	70.8	W
Milwaukee	James	McNeal	Matthews	Hayward	Burke	3-0	91	91.0	W
Texas Southern	James	McNeal	Matthews	Hayward	Burke	4-0	62	72.9	W
vs. Northern Iowa	James	McNeal	Matthews	Hayward	Burke	5-0	54	74.0	W
vs. Dayton	James	McNeal	Matthews	Hayward	Burke	5-1	70	93.3	L
Central Michigan	James	McNeal	Matthews	Hayward	Burke	6-1	64	79.0	W
RV/22 Wisconsin	James	McNeal	Matthews	Hayward	Burke	7-1	55	90.2	W
IPFW	James	McNeal	Matthews	Hayward	Burke	8-1	63	91.3	W
vs. Tennessee									
Western Carolina									
@ N.C. State									
Presbyterian									
Villanova									
Cincinnati									
@ Rutgers									
West Virginia									
@ Providence									
DePaul									
@ Notre Dame									
Georgetown									
@ DePaul									
@ USF									
@ Villanova									
St. John's									
Seton Hall									
@ Georgetown									
Connecticut									
@ Louisville									
@ Pittsburgh									
Syracuse									

Total Average: 67.8 81.3%



# Marquette Game Notes

Page 17



## Marquette Players in Double Figures

	Points	Rebounds
Houston Baptist	Matthews 27, McNeal 20, Hayward 19, Butler 10	Hayward 12
Chicago State	Matthews 26, Hayward 21, McNeal 17, Hazel 10	--
Milwaukee	Matthews 25, Hayward 25, McNeal 22, James 16	Hayward 10
Texas Southern	McNeal 20, Hayward 18, Matthews 13, James 11, Acker 10	--
vs. Northern Iowa	Matthews 17, Hayward 15, McNeal 13	--
vs. Dayton	Matthews 28, James 19, McNeal 16	--
Central Michigan	Matthews 18, James 15, Hayward 14, McNeal 14	--
RV/22 Wisconsin	McNeal 26, James 10	Hayward 13
IPFW	Hayward 19, McNeal 16, Matthews 13, James 10	Hayward 18
vs. Tennessee		
Western Carolina		
@ N.C. State		
Presbyterian		
Villanova		
Cincinnati		
@ Rutgers		
West Virginia		
@ Providence		
DePaul		
@ Notre Dame		
Georgetown		
@ DePaul		
@ USF		
@ Villanova		
St. John's		
Seton Hall		
@ Georgetown		
Connecticut		
@ Louisville		
@ Pittsburgh		
Syracuse		

## Marquette Bench Scoring

	Starters	Bench	Bench Scoring
Houston Baptist	71	24	Butler 10, Hazel 7, Acker 4, Cubillan 3
Chicago State	75	31	Hazel 10, Cubillan 8, Acker 7, Butler 6
Milwaukee	91	9	Hazel 4, Acker 3, Cubillan 2
Texas Southern	62	23	Acker 10, Butler 6, Hazel 4, Cubillan 3
vs. Northern Iowa	54	19	Cubillan 7, Acker 4, Butler 4, Hazel 4
vs. Dayton	70	5	Cubillan 5
Central Michigan	64	17	Butler 7, Cubillan 5, Acker 3, Frozema 2
RV/22 Wisconsin	55	6	Acker 6
IPFW	63	6	Hazel, 2, Cubillan 2, Butler 2
vs. Tennessee			
Western Carolina			
@ N.C. State			
Presbyterian			
Villanova			
Cincinnati			
@ Rutgers			
West Virginia			
@ Providence			
DePaul			
@ Notre Dame			
Georgetown			
@ DePaul			
@ USF			
@ Villanova			
St. John's			
Seton Hall			
@ Georgetown			
Connecticut			
@ Louisville			
@ Pittsburgh			
Syracuse			

## Marquette's Record When

	2008-09	Under Williams
Leading at half	7-0	7-0
Trailing at half	1-1	1-1
Tied at half	0-0	0-0
Scoring 70 or more points	6-1	6-1
Allowing 80 or more points	2-1	2-1
Holding opponents to 60 points or less	3-0	3-0
Holding opponents to 65 points or less	4-0	4-0
Shooting 50 percent or better	2-0	2-0
Opponents shoot 50 percent or better	0-1	0-1
Opponent shoots under 40 percent	4-0	4-0
MU's FG percent is higher than opp.	6-0	6-0
MU's FG percent is lower than opp.	2-1	2-1
MU's 3FG percent is higher than 40 percent	5-0	5-0
Opponent's 3FG percent is higher than 40 percent	0-0	0-0
MU shoots more FT than opponent	8-0	8-0
MU shoots fewer FT than opponent	0-1	0-1
MU shoots same FT as opponent	0-0	0-0
Out-rebounded opponent	8-0	8-0
Out-rebounded by opponent	0-1	0-1
Rebounds tied	0-0	0-0
Same or fewer turnovers as opp.	7-0	7-0
More turnovers than opponent	1-1	1-1
Overtime games	0-0	0-0
In games decided by 5 pts. or less	1-0	1-0
In games decided by 6-10	0-0	0-0
In games decided by 11-15	1-1	1-1
In games decided by 16 pts. or more	6-0	6-0
vs Ranked Teams (AP or Coaches)	1-0	
vs 1-25 in RPI (www.collegerpi.com, at time of game)	1-1	
vs 26-50 in RPI	0-0	
vs 51-100 in RPI	2-0	
vs 101-150 in RPI	1-0	
vs 151-200 in RPI	1-0	
vs 201-324 in RPI	3-0	
When winning the opening tip	3-0	
When scoring first	5-0	

## Team Superlatives by Half

	First Half	Second Half
Points	52 vs. Chicago State (11/17)	55 vs. Milwaukee (11/22)
Fewest Pts. Allowed	18 vs. Northern Iowa (11/28)	25 Twice
FG Percentage	50.0 Twice	60.0 vs. Houston Baptist (11/14)
Lowest FG Pct. Allowed	28.6 vs. IPFW (12/13)	26.5 vs. Milwaukee (11/22)
3-Point Percentage	50.0 Twice	44.4 vs. Chicago State (11/17)
FT Made	16 vs. Chicago State (11/17)	19 vs. Texas Southern (11/25)
Rebounds	28 vs. IPFW (12/13)	27 vs. Milwaukee (11/22)
Assists	12 vs. Texas Southern (11/25)	14 vs. Houston Baptist (11/14)
Blocks	6 vs. Chicago State (11/17)	3 vs. Central Michigan (12/2)
Steals	8 vs. Milwaukee (11/22)	8 vs. Houston Baptist (11/14)

## Individual Superlatives by Half

	First Half	Second Half
Points	17 Wesley Matthews	vs. Chicago State (11/17)
3-Point Made	4 Jerel McNeal	vs. Texas Southern (11/25)
FT Made	7 Wesley Matthews	vs. Houston Baptist (11/14)
Rebounds	10 Lazar Hayward	vs. IPFW (12/13)
Assists	5 Three times	
Points	23 Wesley Matthews	vs. Northern Iowa (11/28)
3-Point Made	3 Jerel McNeal	vs. Wisconsin (12/6)
FT Made	13 Wesley Matthews	vs. Northern Iowa (11/28)
Rebounds	10 Lazar Hayward	vs. Wisconsin (12/6)
Assists	6 Wesley Matthews	vs. Houston Baptist (11/14)

# Marquette Game Notes

Page 18



## High Marks

Double-figure scoring games	2008-09	Career
Dominic James	6	82
Jerel McNeal	9	82
Wesley Matthews	8	69
Lazar Hayward	7	42
Ousmane Barro	0	19
David Cubillan	0	16
Maurice Acker	1	4
Dwight Burke	0	2
Jimmy Butler	1	1
Patrick Hazel	1	1

20-point games	2008-09	Career
Dominic James	0	17
Jerel McNeal	4	15
Wesley Matthews	4	9
Lazar Hayward	2	5
Ousmane Barro	0	1
David Cubillan	0	1

Double-figure rebound games	2008-09	Career
Lazar Hayward	4	9
Dominic James	0	1
Wesley Matthews	0	1
Jerel McNeal	0	1
Dwight Burke	0	1

Double-figure assist games	2008-09	Career
Dominic James	0	3
Jerel McNeal	0	2

Double-doubles	2008-09	Career
Lazar Hayward	3	8
Jerel McNeal	0	3
Dominic James	0	1

## Individual Season Records

	Starts	10+ points	10+ rebs.
Maurice Acker	--	1-0	--
Dwight Burke	8-1	--	--
Jimmy Butler	--	1-0	--
David Cubillan	--	--	--
Lazar Hayward	8-1	7-0	4-0
Patrick Hazel	--	1-0	--
Dominic James	8-1	5-1	--
Wesley Matthews	8-1	7-1	--
Jerel McNeal	8-1	8-1	--

## Individual Career Records

	Starts	10+ points	10+ rebs.
Maurice Acker	0-1	4-0	--
Dwight Burke	21-5	2-0	0-1
Jimmy Butler	--	1-0	--
David Cubillan	0-1	14-2	--
Lazar Hayward	41-18	34-9	8-1
Patrick Hazel	--	1-0	--
Dominic James	78-31	64-19	0-1
Wesley Matthews	67-24	47-22	1-0
Jerel McNeal	77-29	60-23	2-0

## The Last Time

Team	Marquette	Opponent
100+ Points	100-80 vs. Milwaukee (11/22/08)	85-104 vs. West Virginia (1/14/06)
90+ Points	100-80 vs. Milwaukee (11/22/08)	85-90 vs. Alabama (3/16/06)
Under 50 Points	40-54 vs. Western Michigan (3/14/05)	67-37 vs. Florida Gulf Coast (3/4/08)
FG Pct. 60+	61.0 vs. South Dakota State (12/3/05)	None recorded
Five or fewer turnovers	5 vs. Cincinnati (3/10/96)	5 at West Virginia (1/14/06)
Five Players, 10+ pts.	85-68 vs. Texas Southern (11/25/08)	85-68 vs. Texas Southern (11/25/08)

Team	Marquette Win	Marquette Loss — <i>italics denotes most recent</i>
Ranked Opponent (AP)	89-79 vs. 14 Notre Dame (3/13/08)	81-82 vs. 10 Stanford (3/22/08) OT
Overtime Game	77-74 vs. Pittsburgh (1/21/07) OT	68-70 vs. Georgetown (3/1/08) OT
Double Overtime	80-79 vs. Louisville (2/28/96) 2OT	74-77 vs. Louisville (2/24/01) 3OT
Triple Overtime	Never	74-77 vs. Louisville (2/24/01) 3OT
Home Opener	95-64 vs. Houston Baptist (11/14/08)	54-67 vs. South Alabama (11/14/00)
Road Openers	81-76 at Wisconsin (12/8/07)	74-84 at Nebraska (11/30/05)

Individual	Marquette	Opponent
30+ Points	30, Jerel McNeal 81-82 (OT) vs. Stanford (3/22/08)	33, David Holston 106-87 vs. Chicago State (11/17/08)

20+ Points	26, Jerel McNeal 61-58 vs. Wisconsin (12/6/08)	20, Jacolby Hardiman 81-67 vs. Central Michigan (12/2/08)
------------	---	--

10+ Rebounds	18, Lazar Hayward 69-50 vs. IPFW (12/13/08)	11, Deilvez Yearby 69-50 vs. IPFW (12/13/08)
--------------	--	---

15+ Rebounds	18, Lazar Hayward 69-50 vs. IPFW (12/13/08)	15, Kentrell Gransberry 62-54 vs. USF (1/29/08)
--------------	--	--

15+ Free Throws	16, Brian Wardle 69-59 at Charlotte (2/13/99)	None recorded -- --
-----------------	--	------------------------

10+ Assists	10, Dominic James 81-82 (OT) vs. Stanford (3/22/08)	16, Mitch Johnson 81-82 (OT) vs. Stanford (3/22/08)
-------------	--	--

Double-Double	19 pts, 18 reb, Lazar Hayward 69-50 vs. IPFW (12/13/08)	Two Players 75-89 vs. Dayton (11/29/08)
---------------	--	--

Triple-Double	29 pts, 11 reb, 11 ast, Dwyane Wade 83-69 vs. Kentucky (3/29/03)	22 pts, 12 reb, 10 blk, Eric Hicks 66-70 vs. Cincinnati (1/8/05)
---------------	---	---

## This season . . .

Largest halftime lead . . . . .	19	vs. Northern Iowa (11/28)
Largest halftime deficit . . . . .	6	vs. Wisconsin (12/6)
Largest lead in a game . . . . .	32	vs. Houston Baptist (11/14); vs. Northern Iowa (11/28)
Largest deficit in a game . . . . .	18	vs. Dayton (11/29)
Largest winning margin . . . . .	31	vs. Houston Baptist (11/14)
Largest losing margin . . . . .	14	vs. Dayton (11/29)
Largest deficit in a victory . . . . .	10	vs. Wisconsin (12/6)
Largest lead in a loss . . . . .	2	vs. Dayton (11/28)
Most consecutive points scored . . . . .	20	vs. Northern Iowa (11/28)
Most consecutive points allowed . . . . .	10	vs. Chicago State (11/17)
Largest home crowd . . . . .	18,895	vs. Wisconsin (12/6)
Largest road crowd . . . . .	--	--
Largest neutral crowd . . . . .	4,780	vs. Dayton (11/29)
30-point games . . . . .	--	--
20-point games . . . . .		Matthews 4, McNeal 4, Hayward 2
10-rebound games . . . . .		Hayward 4
Double-doubles . . . . .		Hayward 3



## 2008-09 Season Superlatives

### Marquette Highs

Points	106		vs. Chicago State (11/17)
FG Made	35		vs. Milwaukee (11/22)
FG Attempts	72		vs. Milwaukee (11/22)
FG Percentage	52.3	34-65	vs. Chicago State (11/17)
3FG Made	11		vs. Northern Iowa (11/28)
3FG Attempts	27		vs. Northern Iowa (11/28)
3FG Percentage	44.4	4-9	vs. Central Michigan (12/2)
FT Made	31		vs. Central Michigan (12/2)
FT Attempts	43		vs. Chicago State (11/17)
FT Percentage	81.6	31-38	vs. Central Michigan (12/2)
Rebounds	48		vs. IPFW (12/13)
Assists	23		vs. Houston Baptist (11/14)
Steals	13		vs. Houston Baptist (11/14)
Blocks	6		Twice
Turnovers	19		vs. Texas Southern (11/25)
Fouls	28		vs. Dayton (11/29)

### Marquette Lows

Points	61		vs. Wisconsin (12/6)
FG Made	21		vs. Wisconsin (12/6)
FG Attempts	51		vs. Central Michigan (12/2)
FG Percentage	38.7	24-62	vs. Texas Southern (11/25)
3FG Made	4		Four times
3FG Attempts	9		vs. Central Michigan (12/2)
3FG Percentage	20.0	4-20	vs. Dayton (11/29)
FT Made	9		vs. IPFW (12/13)
FT Attempts	16		vs. IPFW (12/13)
FT Percentage	56.3	9-16	vs. IPFW (12/13)
Rebounds	31		vs. Wisconsin (12/6)
Assists	10		vs. Wisconsin (12/6)
Steals	4		vs. Dayton (11/29)
Blocks	0		Twice
Turnovers	10		Twice
Fouls	12		vs. IPFW (12/13)

### Marquette — Individual Game Highs

Points	28	Wesley Matthews vs. Northern Iowa (11/28)
FG Made	10	Jerel McNeal vs. Wisconsin (12/6)
FG Attempts	23	Jerel McNeal vs. Northern Iowa (11/28)
FG Percentage	66.7 (8-12)	Lazar Hayward vs. Houston Baptist (11/14)
3FG Made	4	Jerel McNeal, Twice
3FG Attempts	8	Jerel McNeal, Twice
3FG Percentage	75.0 (3-4)	Twice
FT Made	14	Wesley Matthews vs. Northern Iowa (11/28)
FT Attempts	17	Wesley Matthews vs. Northern Iowa (11/28)
FT Percentage	1.000 (10-10)	Wesley Matthews, Twice
Rebounds	18	Lazar Hayward vs. IPFW (12/13)
Assists	8	Three times
Steals	6	Dominic James vs. Houston Baptist (11/14)
Blocks	3	Wesley Matthews vs. IPFW (12/13)
Turnovers	6	Jerel McNeal vs. vs. Texas Southern (11/25)

### Opponent Highs

Points	85		vs. Dayton (11/29)
FG Made	31		vs. Chicago State (11/17)
FG Attempts	73		vs. Chicago State (11/17)
FG Percentage	52.6	30-57	vs. Dayton (11/29)
3FG Made	9		vs. Chicago State (11/17)
3FG Attempts	25		vs. Central Michigan (12/2)
3FG Percentage	38.9	7-18	vs. Milwaukee (11/22)
FT Made	25		vs. Dayton (11/29)
FT Attempts	39		vs. Dayton (11/29)
FT Percentage	85.2	23-27	vs. Milwaukee (11/22)
Rebounds	42		vs. Dayton (11/29)
Assists	14		vs. Texas Southern (11/25)
Steals	13		vs. Texas Southern (11/25)
Blocks	5		vs. Dayton (11/29)
Turnovers	25		vs. Houston Baptist (11/14)
Fouls	30		vs. Dayton (11/29)

### Opponent Lows

Points	43		vs. Northern Iowa (11/28)
FG Made	18		vs. Northern Iowa (11/28)
FG Attempts	48		vs. Wisconsin (12/6)
FG Percentage	32.2	19-59	vs. IPFW (12/13)
3FG Made	3		vs. Northern Iowa (11/28)
3FG Attempts	11		Twice
3FG Percentage	14.3	3-21	vs. Northern Iowa (11/28)
FT Made	4		vs. Northern Iowa (11/28)
FT Attempts	7		vs. Northern Iowa (11/28)
FT Percentage	46.2	6-13	vs. IPFW (12/13)
Rebounds	27		vs. Texas Southern (11/25)
Assists	8		vs. Houston Baptist (11/14)
Steals	1		vs. Milwaukee (11/22)
Blocks	0		vs. Milwaukee (11/22)
Turnovers	11		vs. Northern Iowa (11/28)
Fouls	16		vs. IPFW (12/13)

### Opponent — Individual Game Highs

Points	33	David Holston vs. Chicago State (11/17)
FG Made	11	David Holston vs. Chicago State (11/17)
FG Attempts	22	David Holston vs. Chicago State (11/17)
FG Percentage	70.0 (7-10)	Ricky Boyles vs. Texas Southern (11/25)
3FG Made	7	David Holston vs. Chicago State (11/17)
3FG Attempts	13	David Holston vs. Chicago State (11/17)
3FG Percentage	53.8 (7-13)	David Holston vs. Chicago State (11/17)
FT Made	8	Matthew Miller vs. Texas Southern (11/25)
FT Attempts	10	Twicxe
FT Percentage	85.7 (6-7)	Tone Boyle vs. Milwaukee (11/22)
Rebounds	13	Chris Wright vs. Dayton (11/29)
Assists	7	Deonte Roberts vs. Milwaukee (11/22)
Steals	4	DeAndre Hall vs. Texas Southern (11/25)
Blocks	2	Five times
Turnovers	7	Two players

# Marquette Game Notes

Page 20



## MU As an AP Ranked Team

Rk.	Last Time	All Time	Williams
1.	9 Notre Dame 65, MU 59 (2/26/78)	4-1	-
2.	MU 75, Xavier 53 (2/20/78)	57-6	-
3.	Miami (Ohio) 84, MU 81 (3/11/78) *	31-3	-
4.	MU 97, 11 UNLV 81	16-2	-
5.	MU 67, Wichita State 56 (1/2/78)	18-5	-
6.	MU 67, 11 Clemson 49 (12/27/76)	16-6	-
7.	MU 67, 5 N. Carolina 59 (3/28/77) *	19-4	-
8.	North Dakota St. 64, MU 60 (12/2/06)	18-5	-
9.	4 Cincinnati 63, MU 62 (2/20/02)	21-7	-
10.	West Virginia 79, MU 64 (1/6/08)	19-4	-
11.	MU 81, Wisconsin 76 (12/8/07)	17-5	-
12.	MU 77, Savannah St. 37 (12/27/07)	18-4	-
13.	UConn 89, MU 73 (1/18/08)	28-14	-
14.	MU 69, Providence 62 (2/3/07)	9-2	-
15.	Dayton 89, MU 75 (11/29/08)	13-5	4-1
16.	MU 95, Houston Baptist 64 (11/14/08)	18-6	1-0
17.	MU 75, Cincinnati 60 (2/2/08)	19-1	-
18.	Michigan State 61, MU 49 (3/15/07)	13-3	-
19.	MU 77, Morgan St. 57 (12/22/06)	4-3	-
20.	MU 75, 12 Pittsburgh 71 (3/3/07)	13-8	-
21.	Syracuse 87, MU 72 (3/8/08)	8-4	-
22.	MU 101, Milwaukee 51 (3/5/94)	8-3	-
23.	Charlotte 76, MU 68 (1/5/02)	2-3	-
24.	MU 69, IPFW 50 (12/13/08)	12-3	1-0
25.	MU 61, Wisconsin 58 (12/6/08)	12-3	2-0
<b>Totals</b>		<b>410-110</b>	<b>8-1</b>

## MU Against AP Ranked Teams

Rk.	Last Time	All Time	Williams
1.	9 MU 83, Kentucky 69 (3/29/03) *	1-6	-
2.	MU 94, Connecticut 79 (1/3/06)	2-10	-
3.	Cincinnati 67, MU 48 (1/8/00)	0-9	-
4.	Villanova 72, MU 67 (2/4/06)	5-9	-
5.	Kansas 85, MU 61 (1/28/92)	3-11	-
6.	24 MU 77, Pitt 74 (1/21/07)	6-14	-
7.	MU 74, Cincinnati 72 (3/2/96)	5-6	-
8.	Cincinnati 85 21 MU 84 (3/9/96)	2-9	-
9.	13 MU 73, Duke 62 (11/21/06)	7-8	-
10.	Stanford 82, 25 MU 81 (OT) (3/22/08)*	5-6	-
11.	Georgetown 70, MU 68 (OT) (3/1/08)	7-5	-
12.	20 MU 75, Pittsburgh 71 (3/3/07)	3-7	-
13.	Pittsburgh 89, 18 MU 79 (3/8/07)	3-3	-
14.	25 MU 89, Notre Dame 79 (3/13/08)	6-4	-
15.	Arizona 48, MU 43 (12/18/04)	3-2	-
16.	West Virginia 104, MU 85 (1/14/06)	2-3	-
17.	MU 57, Georgetown 51 (2/16/06)	4-4	-
18.	MU 60, UAB 58 (1/19/94)	3-2	-
19.	MU 80, Wisconsin 65 (12/31/94)	5-3	-
20.	MU 50, Indiana 49 (11/23/01)	4-4	-
21.	MU 81, 21 West Virginia 63 (1/13/07)	4-1	-
22.	MU 72, Pittsburgh 54 (2/15/08)	3-3	-
23.	Georgetown 62, MU 59 (3/9/06)	3-3	-
24.	MU 73, Connecticut 69 (1/10/07)	2-1	-
25.	MU 81, Louisville 80 (3/6/04)	2-1	-
<b>Totals</b>		<b>92-133</b>	<b>-</b>

\* denotes NCAA Tournament game

## Defensive Comparison (averages as of date of game)

	Points	Avg.	Diff.	FG Pct.	Avg.	Diff.
Houston Baptist	64	--	--	39.6	--	--
Chicago State	87	75.5	--	42.5	41.1	--
Milwaukee	80	77.0	+4.5	37.9	40.1	3.2
Texas Southern	68	74.8	-9.0	48.1	41.8	+10.2
vs. Northern Iowa	43	68.4	-31.8	35.3	40.1	-6.5
vs. Dayton	89	71.8	+20.6	52.6	46.2	+12.1
Central Michigan	67	71.1	-0.7	40.3	42.0	-6.2
RV/22 Wisconsin	58	69.5	-11.5	45.8	42.6	+3.2
IPFW	50	67.3	-19.5	32.2	41.4	-9.2
vs. Tennessee						
Western Carolina						
@ N.C. State						
Presbyterian						
Villanova						
Cincinnati						
@ Rutgers						
West Virginia						
@ Providence						
DePaul						
@ Notre Dame						
Georgetown						
@ DePaul						
@ USF						
@ Villanova						
St. John's						
Seton Hall						
@ Georgetown						
Connecticut						
@ Louisville						
@ Pittsburgh						
Syracuse						

## Specialty Stats by Game (Bold denotes season high; formatted as MU/OPP)

	Paint	Off TO	2nd Ch.	Fast Brk.	Bench
Houston Baptist	48/16	<b>36/10</b>	14/11	23/7	24/20
Chicago State	48/40	25/18	<b>26/16</b>	<b>26/11</b>	<b>31/9</b>
Milwaukee	<b>52/26</b>	19/12	16/13	<b>26/10</b>	9/38
Texas Southern	26/38	29/21	<b>26/10</b>	<b>17/16</b>	23/11
vs. Northern Iowa	18/24	18/4	15/6	8/4	19/10
vs. Dayton	<b>36/44</b>	9/18	15/12	4/4	<b>5/48</b>
Central Michigan	<b>36/44</b>	<b>18/22</b>	<b>17/18</b>	12/10	17/6
RV/22 Wisconsin	28/20	19/11	10/8	19/2	16/6
IPFW	42/18	13/15	8/6	15/7	6/9
vs. Tennessee					
Western Carolina					
@ N.C. State					
Presbyterian					
Villanova					
Cincinnati					
@ Rutgers					
West Virginia					
@ Providence					
DePaul					
@ Notre Dame					
Georgetown					
@ DePaul					
@ USF					
@ Villanova					
St. John's					
Seton Hall					
@ Georgetown					
Connecticut					
@ Louisville					
@ Pittsburgh					
Syracuse					

When MU is higher	5-0	6-0	7-1	8-0	6-0
When Opp. is higher	3-1	2-1	1-0	0-0	2-1
When teams are tied	0-0	0-0	0-0	0-1	0-0



# 1

# dominic JAMES



Senior • Guard • 5-11 • 185 • Richmond, Ind. • Richmond

**2008-09:** Was one of 50 players named to the John R. Wooden Award watch list and earned Preseason BIG EAST Honorable Mention ... is one of four players with more than 500 career assists at MU ... Matched a career high with six steals and had five assists in season opener vs. Houston Baptist (11/14) ... Recorded eight points, four rebounds, one block and a steal vs. Chicago State (11/17) ... Posted 16 points and eight assists, both season highs, and had a game-high three steals vs. Milwaukee (11/22) ... Matched a season-high with four rebounds and scored 11 points with three steals vs. Texas Southern (11/25) ... Tallied a season-high 19 points and seven rebounds, in addition to eight assists vs. Dayton (11/29) ... Scored 15 points, dished out five assists and matched a season-high with seven boards vs. Central Michigan (12/2) ... Scored in double figures for the third straight game by chipping in 10 points in a 61-58 win over Wisconsin (12/6) ... One of four MU players scoring in double figures with 10 points and five assists vs. IPFW (12/13) ...

### Season & Career Highs

<b>Points</b>	
Season	19, vs. Dayton (11/29/08)
Career	29, at DePaul (1/17/06)
<b>Rebounds</b>	
Season	7, Twice
Career	11, at Louisville (3/1/06)
<b>Assists</b>	
Season	8, Twice
Career	12, vs. Pittsburgh (2/15/08)
<b>Steals</b>	
Season	6, vs. Houston Baptist (11/14/08)
Career	6, twice
<b>Blocked Shots</b>	
Season	1, Twice
Career	2, vs. Seton Hall (3/12/08)
<b>Field Goals</b>	
Season	6, vs. Dayton (11/29/08)
Career	11, at DePaul (1/17/06)
<b>Field Goal Attempts</b>	
Season	13, vs. Dayton (11/29/08)
Career	21, at Nebraska (11/30/05)
<b>Free Throws</b>	
Season	5, vs. Dayton (11/29/08)
Career	11, at Valparaiso (11/27/06)
<b>Free Throw Attempts</b>	
Season	11, vs. Dayton (11/29/08)
Career	13, at Valparaiso (11/27/06)
<b>3-Point Field Goals</b>	
Season	2, Four times
Career	5, at Villanova (2/25/08)
<b>3-Point Field Goal Attempts</b>	
Season	6, vs. Dayton (11/29/08)
Career	14, at Nebraska (11/30/05)

### James' Career Stats

Year	GP	GS	Min	Avg	FG-FGA	Pct	3FG-FGA	Pct	FT-FTA	Pct	Off	Def	Tot	Avg	PF	FO	Ast	TO	Blk	Stl	Pts	Avg
2005-06	31	31	1,006	32.5	174-404	43.1	41-136	30.1	84-131	64.1	24	116	140	4.5	74	2	167	87	12	50	473	15.3
2006-07	34	34	1,130	33.2	171-445	38.4	50-184	27.2	114-175	65.1	20	84	104	3.1	72	0	167	89	5	64	506	14.9
2007-08	35	34	1,060	30.3	159-399	39.8	45-145	31.0	89-134	66.4	31	62	93	2.7	76	0	154	75	8	62	452	12.9
2008-09	9	9	257	28.6	36-80	45.0	10-30	33.3	20-41	48.8	7	26	33	3.7	20	0	48	15	2	22	102	11.3
<b>TOTAL</b>	<b>109</b>	<b>108</b>	<b>3453</b>	<b>31.7</b>	<b>540-1328</b>	<b>40.7</b>	<b>146-495</b>	<b>29.5</b>	<b>307-481</b>	<b>63.8</b>	<b>82</b>	<b>288</b>	<b>370</b>	<b>3.4</b>	<b>242</b>	<b>2</b>	<b>536</b>	<b>266</b>	<b>27</b>	<b>198</b>	<b>1533</b>	<b>14.1</b>



# 2

# maurice ACKER



Junior • Guard • 5-8 • 165 • Hazel Crest, Ill. • Hillcrest

**2008-09:** Grabbed a career-high five rebounds, including four boards on the defensive end, in season opening win over Houston Baptist (11/14) ... Knocked down a pair of field goals, including a 3-point basket vs. Chicago State (11/17) and finished with seven points and two steals ... Connected on 3-of-4 shots from 3-point range, a personal high as a Golden Eagle and led the MU bench with 10 points vs. Texas Southern (11/25) ... Knocked down a 3-pointer with 7:43 remaining to give MU a 15-point lead over Central Michigan (12/2) ... Scored all six of MU's reserve points in a 61-58 win over Wisconsin on 6-of-7 shooting from the foul line ...

### Season & Career Highs

<b>Points</b>	
Season	10, vs. Texas Southern (11/25/08)
Career	12, at Villanova (2/25/08)
<b>Rebounds</b>	
Season	5, vs. Houston Baptist (11/14/08)
Career	5, vs. Houston Baptist (11/14/08)
<b>Assists</b>	
Season	3, vs. Northern Iowa (11/28/08)
Career	6, vs. Seton Hall (1/8/08)
<b>Steals</b>	
Season	2, vs. Chicago State (11/17/08)
Career	3, vs. IPFW (12/17/07)
<b>Blocked Shots</b>	
Season	--
Career	1, vs. Seton Hall (1/8/08)
<b>Field Goals</b>	
Season	3, vs. Texas Southern (11/25/08)
Career	4, vs. Notre Dame (3/13/08)
<b>Field Goal Attempts</b>	
Season	6, vs. Northern Iowa (11/28/08)
Career	7, Three times
<b>Free Throws</b>	
Season	6, vs. Wisconsin (12/6/08)
Career	6, vs. Wisconsin (12/6/08)
<b>Free Throw Attempts</b>	
Season	7, vs. Wisconsin (12/6/08)
Career	7, vs. Wisconsin (12/6/08)
<b>3-Point Field Goals</b>	
Season	3, vs. Texas Southern (11/25/08)
Career	3, vs. Texas Southern (11/25/08)
<b>3-Point Field Goal Attempts</b>	
Season	5, vs. Texas Southern (11/25/08)
Career	5, vs. Texas Southern (11/25/08)

### Acker's Career Stats

Year	GP	GS	Min	Avg	FG-FGA	Pct	3FG-FGA	Pct	FT-FTA	Pct	Off	Def	Tot	Avg	PF	FO	Ast	TO	Blk	Stl	Pts	Avg
2007-08	35	1	467	13.3	53-120	44.2	26-61	42.6	26-33	78.8	7	27	34	1.0	54	1	62	36	1	28	158	4.5
2008-09	9	0	137	15.2	10-34	29.4	5-17	29.4	12-16	75.0	2	13	15	1.7	16	0	10	5	0	6	37	4.1
<b>TOTAL</b>	<b>44</b>	<b>1</b>	<b>604</b>	<b>13.7</b>	<b>63-154</b>	<b>40.9</b>	<b>31-78</b>	<b>39.7</b>	<b>38-49</b>	<b>77.6</b>	<b>9</b>	<b>40</b>	<b>49</b>	<b>1.1</b>	<b>70</b>	<b>1</b>	<b>72</b>	<b>41</b>	<b>1</b>	<b>34</b>	<b>195</b>	<b>4.4</b>



# 4

# patrick HAZEL



Sophomore • Forward • 6-7 • 220 • Queens, N.Y. • Blair Academy

**2008-09:** Played 22 minutes off the bench in season opener vs. Houston Baptist (11/14) and recorded four rebounds and seven points on 3-of-3 shooting from the field ... Led MU bench with career-high 10 points and five rebounds, in addition to two blocks and a steal vs. Chicago State (11/17) ... Grabbed a career-high six rebounds vs. Milwaukee (11/22) ... Led the MU bench with five rebounds, all on the offensive glass, and scored four points vs. Texas Southern (11/25) ...

### Season & Career Highs

<b>Points</b>	
Season	10, vs. Chicago State (11/17/08)
Career	10, vs. Chicago State (11/17/08)
<b>Rebounds</b>	
Season	6, vs. Milwaukee (11/22/08)
Career	6, vs. Milwaukee (11/22/08)
<b>Assists</b>	
Season	1, vs. Chicago State (11/17/08)
Career	1, Twice
<b>Steals</b>	
Season	1, vs. Chicago State (11/17/08)
Career	1, vs. Chicago State (11/17/08)
<b>Blocked Shots</b>	
Season	2, vs. Chicago State (11/17/08)
Career	2, Twice
<b>Field Goals</b>	
Season	3, Twice
Career	3, Twice
<b>Field Goal Attempts</b>	
Season	4, vs. Texas Southern (11/25/08)
Career	4, vs. Texas Southern (11/25/08)
<b>Free Throws</b>	
Season	4, vs. Chicago State (11/17/08)
Career	4, vs. Chicago State (11/17/08)
<b>Free Throw Attempts</b>	
Season	6, vs. Chicago State (11/17/08)
Career	6, vs. Chicago State (11/17/08)
<b>3-Point Field Goals</b>	
Season	--
Career	--
<b>3-Point Field Goal Attempts</b>	
Season	--
Career	--

### Hazel's Career Stats

Year	GP	GS	Min	Avg	FG-FGA	Pct	3FG-FGA	Pct	FT-FTA	Pct	Off	Def	Tot	Avg	PF	FO	Ast	TO	Blk	Stl	Pts	Avg
2007-08	14	0	48	3.4	3-4	75.0	0-0	00.0	1-2	50.0	0	16	16	1.1	5	0	2	1	5	0	7	0.5
2008-09	8	0	117	14.6	11-14	78.6	0-0	00.0	7-13	53.8	15	9	24	3.0	18	1	1	7	5	1	29	3.6
<b>TOTAL</b>	<b>22</b>	<b>0</b>	<b>165</b>	<b>7.5</b>	<b>14-18</b>	<b>77.8</b>	<b>0-0</b>	<b>00.0</b>	<b>8-15</b>	<b>53.3</b>	<b>15</b>	<b>25</b>	<b>40</b>	<b>1.8</b>	<b>23</b>	<b>1</b>	<b>3</b>	<b>8</b>	<b>10</b>	<b>1</b>	<b>36</b>	<b>1.6</b>



# 10

# david CUBILLAN



Junior • Guard • 6-0 • 175 • Maracaibo, Venezuela • St. Benedict's (N.J.)

**2008-09:** Knocked down a 3-pointer at the 6:15 mark in the first half vs. Houston Baptist (11/14) to give MU a 30-20 lead ... Connected on a pair of 3-point attempts and finished with eight point and two assists in 16 minutes off the bench vs. Chicago State (11/17) ... Netted a pair of 3-pointers and tallied seven points, three rebounds and three assists vs. Northern Iowa (11/28) ... Had a season-high four assists in 29 minutes of action as a reserve and finished with five points and three rebounds vs. Central Michigan (12/2) ...

### Season & Career Highs

#### Points

Season 8, vs. Chicago State (11/17/08)

Career 20, vs. Pittsburgh (3/3/07)

#### Rebounds

Season 3, Twice

Career 5, Twice

#### Assists

Season 4, vs. Central Michigan (12/2)

Career 6, vs. UWM (11/30/07)

#### Steals

Season 1, Four times

Career 3, Three times

#### Blocked Shots

Season 1, vs. Central Michigan (12/2)

Career 2, vs. Hillsdale (11/10/06)

#### Field Goals

Season 2, Three times

Career 5, Twice

#### Field Goal Attempts

Season 6, Twice

Career 9, Three times

#### Free Throws

Season 2, Twice

Career 8, vs. Pittsburgh (3/3/07)

#### Free Throw Attempts

Season 2, Four times

Career 8, vs. Pittsburgh (3/3/07)

#### 3-Point Field Goals

Season 2, Twice

Career 4, Twice

#### 3-Point Field Goal Attempts

Season 5, vs. Northern Iowa (11/28/08)

Career 8, Three times

### Cubillan's Career Stats

Year	GP	GS	Min	Avg	FG-FGA	Pct	3FG-FGA	Pct	FT-FTA	Pct	Off	Def	Tot	Avg	PF	FO	Ast	TO	Blk	Stl	Pts	Avg
2006-07	34	1	721	21.2	55-145	37.9	48-113	42.5	29-38	76.3	11	53	64	1.9	48	0	55	25	3	22	187	5.5
2007-08	34	0	598	17.6	59-158	37.3	39-116	33.6	18-23	78.3	17	27	44	1.3	32	0	55	24	3	23	175	5.1
2008-09	9	0	154	17.1	11-38	28.9	8-28	28.6	5-9	55.6	1	12	13	1.4	13	1	15	9	1	4	35	3.9
<b>TOTAL</b>	<b>77</b>	<b>1</b>	<b>1473</b>	<b>19.1</b>	<b>125-341</b>	<b>36.7</b>	<b>95-257</b>	<b>37.0</b>	<b>52-70</b>	<b>74.3</b>	<b>29</b>	<b>92</b>	<b>121</b>	<b>1.6</b>	<b>93</b>	<b>1</b>	<b>125</b>	<b>58</b>	<b>7</b>	<b>49</b>	<b>397</b>	<b>5.2</b>





# 12

# dwight BURKE



Senior • Forward • 6-8 • 250 • Brooklyn, N.Y. • St. Benedict's Prep (N.J.)

**2008-09:** Made 18th career start in season opening win over Houston Baptist (11/14) ... Posted four rebounds vs. Milwaukee (11/22) ... Garnered a season-high six rebounds and a blocked shot vs. Northern Iowa (11/28) ... Matched a career-high with two blocked shots vs. Central Michigan and had five boards (12/2) ... Scored a season-high five point and matched a season-best with six rebounds vs. IPFW (12/13) ...

### Season & Career Highs

<b>Points</b>	
Season	5, vs. IPFW (12/13/08)
Career	12, Twice
<b>Rebounds</b>	
Season	6, vs. IPFW (12/13/08)
Career	10, vs. Pittsburgh (3/14/08)
<b>Assists</b>	
Season	1, Twice
Career	2, Twice
<b>Steals</b>	
Season	1, vs. Central Michigan (12/2/08)
Career	3, Twice
<b>Blocked Shots</b>	
Season	2, vs. Central Michigan (12/2/08)
Career	2, Five times
<b>Field Goals</b>	
Season	1, Three times
Career	5, vs. Utah Valley (11/12/07)
<b>Field Goal Attempts</b>	
Season	2, vs. Central Michigan (12/2/08)
Career	6, vs. Utah Valley (11/12/07)
<b>Free Throws</b>	
Season	3, vs. IPFW (12/13/08)
Career	4, at Wisconsin (12/8/07)
<b>Free Throw Attempts</b>	
Season	6, vs. IPFW (12/13/08)
Career	6, vs. IPFW (12/13/08)
<b>3-Point Field Goals</b>	
Season	--
Career	--
<b>3-Point Field Goal Attempts</b>	
Season	--
Career	--

### Burke's Career Stats

Year	GP	GS	Min	Avg	FG-FGA	Pct	3FG-FGA	Pct	FT-FTA	Pct	Off	Def	Tot	Avg	PF	FO	Ast	TO	Blk	Stl	Pts	Avg
2005-06	20	0	105	5.3	5-12	41.7	0-0	00.0	6-9	66.7	5	10	15	0.8	24	0	1	9	3	1	16	0.8
2006-07	34	0	303	8.9	10-31	32.3	0-0	00.0	8-30	26.7	28	34	62	1.8	51	0	3	16	14	5	28	0.8
2007-08	35	17	412	11.8	32-53	60.7	0-0	00.0	23-46	50.0	46	55	101	2.9	75	1	7	16	14	11	87	2.5
2008-09	9	9	172	19.1	5-11	45.5	0-0	00.0	10-24	41.7	15	19	34	3.8	31	1	1	8	3	2	20	2.2
<b>TOTAL</b>	<b>98</b>	<b>26</b>	<b>992</b>	<b>10.1</b>	<b>52-107</b>	<b>48.6</b>	<b>0-0</b>	<b>00.0</b>	<b>47-109</b>	<b>43.1</b>	<b>94</b>	<b>118</b>	<b>212</b>	<b>2.2</b>	<b>181</b>	<b>2</b>	<b>12</b>	<b>49</b>	<b>34</b>	<b>19</b>	<b>151</b>	<b>1.5</b>





# 22

# Jerrel McNEAL



Senior • Guard • 6-3 • 200 • Chicago, Ill. • Hillcrest

**2008-09:** Was one of 50 players named to the John R. Wooden Award watch list and earned Preseason All-BIG EAST honors ... Tallied 20 points, five assists and four rebounds vs. Houston Baptist (11/14) and attempted a career-high eight three-pointers, while going a perfect 5-of-5 from the free throw line ... Two of his six field goals were from beyond the 3-point line and scored 17 points with six assists vs. Chicago State (11/17) ... Recorded a season-high 22 points and five steals vs. Milwaukee (11/22) ... Matched a career-high with four 3-pointers and finished with 20 points, five assists, four steals and a season-high eight rebounds vs. Texas Southern (11/25) ... Went 3-of-4 from beyond the 3-point arc and had 13 points vs. Northern Iowa (11/28) ... Tallied 16 points and six rebounds vs. Dayton (11/29) ... Named to the Chicago Invitational all-tournament team after averaging 16.5 points and 5.3 rebounds per game, in addition to 17 assists and eight steals in four games ... Finished with 14 points and five assists vs. Central Michigan (12/2) ... Shott 55.6 percent (10-of-18) from the field and netted 19 of his season-high 26 points in the second half in a 61-58 win over Wisconsin; scored 14 straight points in the second half for MU and finished with seven rebounds and a pair of steals against the Badgers ... Named BIG EAST Player of the Week for the second time in his career on Dec. 8 for his performances against Wisconsin and Central Michigan ... Added 16 points on 6-of-12 shooting vs. IPFW (12/13) ..

### Season & Career Highs

<b>Points</b>	
Season	26, vs. Wisconsin (12/6/08)
Career	30, vs. Stanford (3/22/08)
<b>Rebounds</b>	
Season	8, vs. Texas Southern (11/25/08)
Career	12, Twice
<b>Assists</b>	
Season	6, vs. Chicago State (11/17/08)
Career	10, Twice
<b>Steals</b>	
Season	5, vs. Milwaukee (11/22/08)
Career	7, N. Dakota St. (12/2/06)
<b>Blocked Shots</b>	
Season	1, four times
Career	3, Three times
<b>Field Goals</b>	
Season	10, vs. Wisconsin (12/6/08)
Career	13, vs. Stanford (3/22/08)
<b>Field Goal Attempts</b>	
Season	23, vs. Dayton (11/29/08)
Career	25, vs. Stanford (3/22/08)
<b>Free Throws</b>	
Season	6, vs. Texas Southern (11/25/08)
Career	9, at Connecticut (1/10/07)
<b>Free Throw Attempts</b>	
Season	6, vs. Texas Southern (11/25/08)
Career	13, at Connecticut (1/10/07)
<b>3-Point Field Goals</b>	
Season	4, Twice
Career	4, Four times
<b>3-Point Field Goal Attempts</b>	
Season	8, Twice
Career	8, Twice

### McNeal's Career Stats

Year	GP	GS	Min	Avg	FG-FGA	Pct	3FG-FGA	Pct	FT-FTA	Pct	Off	Def	Tot	Avg	PF	FO	Ast	TO	Blk	Stl	Pts	Avg
2005-06	31	31	853	27.5	138-312	44.2	13-46	28.3	54-72	75.0	40	100	140	4.5	77	2	85	117	14	64	343	11.1
2006-07	29	29	876	30.2	154-369	41.7	30-96	31.3	88-129	68.2	50	88	138	4.8	102	6	109	118	16	76	426	14.7
2007-08	35	35	1,056	30.2	198-434	45.6	35-115	30.4	92-131	70.2	56	115	171	4.9	109	4	124	98	15	76	523	14.9
2008-09	9	9	282	31.3	60-131	45.8	18-46	39.1	26-33	78.8	9	35	44	4.9	21	1	33	22	4	19	164	18.2
<b>TOTAL</b>	<b>104</b>	<b>104</b>	<b>3067</b>	<b>29.5</b>	<b>550-1246</b>	<b>44.1</b>	<b>96-303</b>	<b>31.7</b>	<b>260-365</b>	<b>71.2</b>	<b>155</b>	<b>338</b>	<b>493</b>	<b>4.7</b>	<b>309</b>	<b>13</b>	<b>351</b>	<b>355</b>	<b>49</b>	<b>235</b>	<b>1456</b>	<b>14.0</b>



# 23 wesley MATTHEWS



Senior • Guard • 6-5 • 215 • Madison, Wis. • Memorial

**2008-09:** Recorded 27 points and a career-high eight assists vs. Houston Baptist (11/14), while shooting 11-of-12 from the free throw line and 7-of-11 from the field and grabbing five rebounds and five steals ... Netted seven field goals for the eighth time in his career and went 10-of-10 from the charity stripe and 2-of-2 from beyond the arc en route to scoring a team-high 26 points and grabbed a career-best nine rebounds vs. Chicago State (11/17) ... Netted a career-high eight field goals on 16 attempts and went 9-of-10 from the foul line to finish with 25 points, including seven rebounds, vs. Milwaukee (11/22) ... Contributed 13 points, six rebounds, three assists and three steals vs. Texas Southern (11/25) ... Tallied 17 points and seven rebounds vs. Northern Iowa (11/28) ... Shot over 58 percent from the field (7-of-12) and 14-of-17 from the foul line to score a career-high and MU individual season-high 28 points vs. Dayton (11/29); also grabbed seven rebounds against the Flyers ... Named to the Chicago Invitational all-tournament team after averaging 21.0 points and 7.3 rebounds in four games played ... Went 10-of-10 from the free throw line and led the team in scoring with 18 points vs. Central Michigan (12/2) ... Played a season-high 39 minutes, but held to nine points with two steals vs. Wisconsin (12/6) ... Matched a season high with nine rebounds and scored 13 points with four assists vs. IPFW (12/13); also recorded a career-high, and team individual season-high, three blocks against the Mastodons ...

### Season & Career Highs

<b>Points</b>	
Season	28, vs. Dayton (11/29/08)
Career	28, vs. Dayton (11/29/08)
<b>Rebounds</b>	
Season	9, Twice
Career	13, vs. Lewis (12/28/05)
<b>Assists</b>	
Season	8, vs. Houston Baptist (11/14/08)
Career	8, vs. Houston Baptist (11/14/08)
<b>Steals</b>	
Season	5, vs. Houston Baptist (11/14/08)
Career	6, S. Dakota St. (12/3/05)
<b>Blocked Shots</b>	
Season	3, vs. IPFW (12/13/08)
Career	3, vs. IPFW (12/13/08)
<b>Field Goals</b>	
Season	8, vs. Milwaukee (11/22/08)
Career	8, vs. Milwaukee (11/22/08)
<b>Field Goal Attempts</b>	
Season	16, vs. Milwaukee (11/22/08)
Career	18, Twice
<b>Free Throws</b>	
Season	14, vs. Dayton (11/29/08)
Career	14, vs. Dayton (11/29/08)
<b>Free Throw Attempts</b>	
Season	17, vs. Dayton (11/29/08)
Career	17, vs. Dayton (11/29/08)
<b>3-Point Field Goals</b>	
Season	2, Three times
Career	4, vs. USF (1/29/08)
<b>3-Point Field Goal Attempts</b>	
Season	4, vs. Northern Iowa (11/28/08)
Career	5, Three times

### Matthews' Career Stats

Year	GP	GS	Min	Avg	FG-FGA	Pct	3FG-FGA	Pct	FT-FTA	Pct	Off	Def	Tot	Avg	PF	FO	Ast	TO	Blk	Stl	Pts	Avg
2005-06	23	13	573	24.9	65-163	39.9	14-32	43.8	63-80	78.8	34	59	93	4.0	51	0	51	52	5	29	207	9.0
2006-07	34	34	1,062	31.2	133-304	43.8	23-80	28.8	141-183	77.0	64	115	179	5.3	84	4	75	84	5	49	430	12.6
2007-08	35	35	1,009	28.8	121-279	43.4	31-67	31.3	132-167	79.0	58	97	155	4.4	76	0	59	57	10	34	395	11.3
2008-09	9	9	276	30.7	50-104	48.1	7-23	30.4	69-79	87.3	21	35	56	6.2	21	0	25	24	7	17	176	19.6
<b>TOTAL</b>	<b>101</b>	<b>91</b>	<b>2920</b>	<b>20.9</b>	<b>369-850</b>	<b>43.4</b>	<b>65-202</b>	<b>32.2</b>	<b>405-509</b>	<b>79.6</b>	<b>177</b>	<b>306</b>	<b>483</b>	<b>4.8</b>	<b>232</b>	<b>4</b>	<b>210</b>	<b>217</b>	<b>27</b>	<b>129</b>	<b>1208</b>	<b>12.0</b>



# 32

# lazar HAYWARD



Junior • Forward • 6-6 • 225 • Buffalo, N.Y. • Notre Dame Prep (Mass.)

**2008-09:** Registered a double-double with 19 points and 12 rebounds vs. Houston Baptist (11/14); was 8-of-12 shooting from the field against the Huskies ... Posted 21 points and finished with nine rebounds vs. Chicago State (11/17) ... Netted a career-high 25 points and pulled down 10 rebounds vs. Milwaukee (11/22) for his seventh career double-double ... Tallied 18 points and nine rebounds vs. Texas Southern (11/25) ... Recorded 15 points and eight rebounds vs. Northern Iowa (11/28) ... Scored 14 points with a pair of steals and eight rebounds, including five offensive boards, vs. Central Michigan (12/2) ... Grabbed 10 of his career-high 13 rebounds in the second half vs. Wisconsin (12/6) and finished with a season-high two steals ... Secured his team-leading third double-double of the season by the first half vs. IPFW (12/13); finished with 19 points on a career high nine field goals, and grabbed a career-best 18 rebounds, one shy of tying a Bradley Center record ...

### Season & Career Highs

<b>Points</b>	
Season	25, vs. Milwaukee (11/22/08)
Career	25, vs. Milwaukee (11/22/08)
<b>Rebounds</b>	
Season	18, vs. IPFW (12/13/08)
Career	18, vs. IPFW (12/13/08)
<b>Assists</b>	
Season	2, Three times
Career	3, Twice
<b>Steals</b>	
Season	2, vs. Wisconsin (12/6/08)
Career	4, Four times
<b>Blocked Shots</b>	
Season	1, vs. IPFW (12/13/08)
Career	2, Twice
<b>Field Goals</b>	
Season	9, vs. IPFW (12/13/08)
Career	9, vs. IPFW (12/13/08)
<b>Field Goal Attempts</b>	
Season	17, vs. IPFW (12/13/08)
Career	17, vs. IPFW (12/13/08)
<b>Free Throws</b>	
Season	8, Twice
Career	8, Four times
<b>Free Throw Attempts</b>	
Season	10, Twice
Career	11, vs. Notre Dame (3/13/08)
<b>3-Point Field Goals</b>	
Season	2, vs. Northern Iowa (11/28/08)
Career	3, Five times
<b>3-Point Field Goal Attempts</b>	
Season	5, Three times
Career	6, Twice

### Hayward's Career Stats

Year	GP	GS	Min	Avg	FG-FGA	Pct	3FG-FGA	Pct	FT-FTA	Pct	Off	Def	Tot	Avg	PF	FO	Ast	TO	Blk	Stl	Pts	Avg
2006-07	34	16	553	16.3	83-194	42.8	10-48	20.8	48-72	66.7	61	63	124	3.6	73	1	10	35	3	20	224	6.6
2007-08	35	33	889	25.4	158-333	47.4	41-91	45.1	92-119	77.3	66	162	228	6.5	94	3	21	63	13	39	449	12.8
2008-09	9	9	259	28.8	53-108	49.1	7-30	23.3	32-45	71.1	36	59	95	10.6	27	2	10	25	1	7	145	16.1
<b>TOTAL</b>	<b>78</b>	<b>58</b>	<b>1701</b>	<b>21.8</b>	<b>294-635</b>	<b>46.3</b>	<b>58-169</b>	<b>34.3</b>	<b>172-236</b>	<b>72.9</b>	<b>163</b>	<b>284</b>	<b>447</b>	<b>5.7</b>	<b>194</b>	<b>6</b>	<b>41</b>	<b>123</b>	<b>17</b>	<b>66</b>	<b>818</b>	<b>10.5</b>



# 33

# jimmy BUTLER



Sophomore • Guard • 6-6 • 215 • Tomball, Texas • Tomball

**2008-09:** Shot 5-of-8 from the field and scored 10 points with four rebounds in his debut with the Golden Eagles vs. Houston Baptist (11/14) ... Recorded six points and shot 4-of-4 from the foul line in addition to four offensive rebounds vs. Texas Southern (11/25) ... Had four offensive rebounds and scored four points with two assists vs. Northern Iowa (11/28) ... Scored five of his seven points in the first half, shot 5-of-6 from the foul line and finished with a career-best two blocks vs. Central Michigan (12/2) ...

### Season & Career Highs

#### Points

Season 10, vs. Houston Baptist (11/14/08)

Career 10, vs. Houston Baptist (11/14/08)

#### Rebounds

Season 4, Three times

Career 4, Three times

#### Assists

Season 2, vs. Northern Iowa (11/28/08)

Career 2, vs. Northern Iowa (11/28/08)

#### Steals

Season 1, Twice

Career 1, Twice

#### Blocked Shots

Season 2, vs. Central Michigan (12/2)

Career 2, vs. Central Michigan (12/2)

#### Field Goals

Season 5, vs. Houston Baptist (11/14/08)

Career 5, vs. Houston Baptist (11/14/08)

#### Field Goal Attempts

Season 8, vs. Houston Baptist (11/14/08)

Career 8, vs. Houston Baptist (11/14/08)

#### Free Throws

Season 5, vs. Central Michigan (12/2)

Career 5, vs. Central Michigan (12/2)

#### Free Throw Attempts

Season 6, vs. Central Michigan (12/2)

Career 6, vs. Central Michigan (12/2)

#### 3-Point Field Goals

Season --

Career --

#### 3-Point Field Goal Attempts

Season 1, vs. Chicago State (11/17/08)

Career 1, vs. Chicago State (11/17/08)

### Butler's Career Stats


Year	GP	GS	Min	Avg	FG-FGA	Pct	3FG-FGA	Pct	FT-FTA	Pct	Off	Def	Tot	Avg	PF	FO	Ast	TO	Blk	Stl	Pts	Avg
2008-09	9	0	134	14.9	11-18	61.1	0-1	00.0	13-16	81.3	12	8	20	2.2	15	0	6	5	4	2	35	3.9





# 45

# robert FROZENA



Sophomore • Guard • 6-1 • 180 • Sherwood, Wis. • St. Mary Central

**2008-09:** Made eighth career appearance and grabbed one rebound vs. Houston Baptist (11/14) ... Had a career-high two rebounds, both on the offensive end, vs. Texas Southern (11/25) ... Matched a career high with two rebounds in five minutes of action vs. Northern Iowa (11/28) ... Scored his first two points of the season with a pair of free throws vs. Central Michigan (12/2) ...

### Season & Career Highs

Points	
Season	2, vs. Central Michigan (12/2)
Career	2, Twice
Rebounds	
Season	2, Twice
Career	2, Twice
Assists	
Season	--
Career	1, vs. Providence (1/3/08)
Steals	
Season	--
Career	1, vs. Coppin St. (12/21/07)
Blocked Shots	
Season	--
Career	--
Field Goals	
Season	--
Career	--
Field Goal Attempts	
Season	2, vs. Texas Southern (11/25/08)
Career	2, vs. Texas Southern (11/25/08)
Free Throws	
Season	2, vs. Central Michigan (12/2)
Career	2, Twice
Free Throw Attempts	
Season	2, vs. Central Michigan (12/2)
Career	2, Three times
3-Point Field Goals	
Season	--
Career	--
3-Point Field Goal Attempts	
Season	--
Career	--

### Frozena's Career Stats

Year	GP	GS	Min	Avg	FG-FGA	Pct	3FG-FGA	Pct	FT-FTA	Pct	Off	Def	Tot	Avg	PF	FO	Ast	TO	Blk	Stl	Pts	Avg
2007-08	7	0	9	1.3	0-0	00.0	0-0	00.0	3-4	75.0	0	2	2	0.3	0	0	1	0	0	1	3	0.4
2008-09	6	0	12	2.0	0-3	00.0	0-0	00.0	2-2	1.000	4	2	6	1.0	2	0	0	2	0	0	2	0.3
<b>TOTAL</b>	<b>13</b>	<b>0</b>	<b>21</b>	<b>1.6</b>	<b>0-3</b>	<b>00.0</b>	<b>0-0</b>	<b>00.0</b>	<b>5-6</b>	<b>83.3</b>	<b>4</b>	<b>4</b>	<b>8</b>	<b>0.6</b>	<b>2</b>	<b>0</b>	<b>1</b>	<b>2</b>	<b>0</b>	<b>1</b>	<b>5</b>	<b>0.4</b>





## CAREER GAME-BY-GAME STATISTICS

### # 1 JAMES, Dominic

#### 2008-09 Statistics

	min	fg-a	3fg-a	ft-a	reb	ast	to	bk	st	pf	pts
Houston Baptist	.26	2-5	0-3	1-2	2	5	4	0	6	1	5
Chicago State	.25	3-7	0-1	2-9	4	3	0	1	1	3	8
Milwaukee	.33	5-12	2-5	4-4	3	8	1	1	3	4	16
Texas Southern	.28	4-7	2-4	1-2	4	4	1	0	3	4	11
vs. Northern Iowa	.21	3-10	2-5	0-0	3	6	1	0	2	0	8
vs. Dayton	.35	6-13	2-6	5-11	7	8	2	0	2	4	19
Central Michigan	.33	5-9	1-1	4-7	7	5	1	0	2	0	15
Wisconsin	.32	4-10	1-4	1-2	2	4	3	0	1	4	10
IPFW	.24	4-7	0-1	2-4	1	5	2	0	2	0	10
vs. Tennessee											
Western Carolina											
at N.C. State											
Presbyterian											
Villanova											
Cincinnati											
at Rutgers											
West Virginia											
at Providence											
DePaul											
at Notre Dame											
Georgetown											
at DePaul											
at USF											
at Villanova											
St. John's											
Seton Hall											
at Georgetown											
Connecticut											
at Louisville											
at Pittsburgh											
Syracuse											

#### 2007-08 Statistics

	min	fg-a	3fg-a	ft-a	reb	ast	to	bk	st	pf	pts
IUPUI	.31	3-7	0-3	6-7	1	3	2	1	4	2	12
Utah Valley	.31	4-11	2-4	3-4	0	1	0	0	2	2	13
at Chaminade	.28	4-12	0-4	3-4	0	2	0	0	3	1	11
vs. Okla. St.	.27	5-11	4-6	4-4	1	5	4	1	2	1	18
vs. Duke	.27	4-16	0-3	4-6	6	3	2	0	1	4	12
UWM	.29	10-15	2-5	0-0	4	5	2	0	4	1	22
at Wisconsin	.34	7-15	1-4	5-8	5	6	3	0	2	3	20
Sacramento St.	.27	3-11	1-4	1-2	2	4	3	0	1	2	8
IPFW	.29	7-13	2-2	1-4	3	6	4	0	2	1	17
Coppin St.	.31	6-10	3-6	3-4	4	8	4	0	3	0	18
Savannah St.	.28	4-12	1-3	3-5	3	3	2	0	1	1	12
Providence	.28	6-11	4-6	5-6	3	6	0	0	1	2	21
at WVU	.35	4-12	2-6	0-0	0	5	0	0	1	3	10
Seton Hall	.29	4-12	1-5	4-6	5	3	3	1	1	2	13
Notre Dame	.24	6-15	3-6	1-1	3	7	3	0	4	2	16
at Louisville	.29	1-5	0-3	1-2	5	1	0	0	1	2	3
at Connecticut	.29	4-10	0-1	1-3	2	3	1	0	0	4	9
DePaul	.30	7-11	1-2	4-5	2	3	3	0	1	3	19
USF	.19	1-7	0-2	1-6	0	4	0	0	1	1	3
at Cincinnati	.34	2-9	0-5	4-6	4	4	3	0	0	4	8
Louisville	.18	3-9	1-5	1-2	4	0	3	0	0	4	8
at Notre Dame	.32	10-16	3-6	0-0	1	6	1	1	1	1	23
at Seton Hall	.32	2-9	1-4	4-7	2	6	2	1	3	4	9
Pittsburgh	.31	2-11	0-6	0-0	5	12	0	0	0	2	4
at St. John's	.36	5-16	0-3	9-9	1	4	1	0	0	4	19
Rutgers	.29	5-9	1-3	2-2	0	6	5	0	0	1	13
at Villanova	.33	9-13	5-8	2-2	3	4	5	0	6	2	25
Georgetown	.38	6-11	1-3	2-6	2	1	3	0	2	3	15
Florida Gulf Coast	.30	4-10	1-5	2-3	2	4	5	0	3	3	11
at Syracuse	.33	3-12	1-5	0-0	1	5	5	0	3	2	7
vs. Seton Hall	.34	4-8	1-3	2-6	5	2	2	2	4	2	11
vs. Notre Dame	.33	4-9	2-4	0-0	6	6	1	0	2	3	10
vs. Pittsburgh	.35	3-16	0-4	2-2	3	3	0	0	1	1	8
vs. Kentucky	.29	3-9	1-3	8-10	1	3	0	0	1	3	15
vs. Stanford	.38	4-16	0-3	1-2	4	10	3	1	1	0	9

### # 2 ACKER, Maurice

#### 2008-09 Statistics

	min	fg-a	3fg-a	ft-a	reb	ast	to	bk	st	pf	pts
Houston Baptist	.16	1-6	0-1	2-2	5	1	0	0	0	3	4
Chicago State	.15	2-5	1-2	2-2	0	0	0	0	0	2	4
Milwaukee	.16	1-5	0-2	1-3	2	1	1	0	0	1	3
Texas Southern	.19	3-5	3-4	1-2	2	2	0	0	1	1	10
vs. Northern Iowa	.19	2-6	0-4	0-0	1	3	0	0	1	0	4
vs. Dayton	.14	0-1	0-0	0-0	3	0	2	0	0	2	0
Central Michigan	.14	1-3	1-1	0-0	2	0	1	0	1	1	3
Wisconsin	.8	0-1	0-1	6-7	0	1	0	0	1	2	6
IPFW	.16	0-2	0-2	0-0	0	2	1	0	0	0	0
vs. Tennessee											
Western Carolina											
at N.C. State											
Presbyterian											
Villanova											
Cincinnati											
at Rutgers											
West Virginia											
at Providence											
DePaul											
at Notre Dame											
Georgetown											
at DePaul											
at USF											
at Villanova											
St. John's											
Seton Hall											
at Georgetown											
Connecticut											
at Louisville											
at Pittsburgh											
Syracuse											

#### 2006-07 Statistics

	min	fg-a	3fg-a	ft-a	reb	ast	to	bk	st	pf	pts
Hillsdale	.30	3-15	0-1	7-8	1	4	2	0	4	2	13
Idaho St.	.38	5-14	3-8	4-9	5	3	3	0	4	1	17
Detroit	.29	8-15	2-5	2-4	2	5	0	0	4	1	20
Eastern Michigan	.25	6-11	3-6	2-4	2	6	4	0	0	3	17
vs. Texas Tech	.32	7-15	1-6	1-4	1	1	4	0	0	3	16
vs. Duke	.34	9-15	2-4	5-6	3	7	1	0	1	0	25
at Valparaiso	.26	4-12	3-9	11-13	0	3	2	0	1	2	22
Northwestern St.	.31	7-12	0-3	5-7	5	6	1	0	2	2	19
North Dakota St.	.27	3-11	1-5	1-2	2	6	3	1	1	2	8
Delaware St.	.33	5-7	2-2	1-4	1	1	4	1	0	2	13
Wisconsin	.37	7-19	2-7	3-6	4	1	2	0	2	2	19
UMBC	.36	8-16	0-6	1-1	2	6	3	0	4	2	17
Oakland	.31	8-14	1-2	3-5	6	9	6	0	1	2	20
Morgan St.	.31	2-6	1-2	2-2	0	3	6	0	2	1	7
Savannah St.	.35	6-11	2-5	8-11	1	6	3	0	2	2	22
at Providence	.37	3-11	1-8	5-7	2	4	1	0	2	3	12
Syracuse	.32	3-12	0-7	0-3	4	6	2	1	3	4	6
at Connecticut	.33	5-18	1-5	6-10	4	4	3	0	3	2	17
West Virginia	.33	8-17	3-5	2-4	5	6	4	0	5	2	21
at Louisville	.35	7-16	4-7	0-0	3	5	4	0	1	2	18
at Pittsburgh	.39	6-14	4-9	7-8	1	5	0	0	0	3	23
Seton Hall	.36	5-10	1-3	0-4	4	4	1	0	1	2	11
at USF	.33	5-11	2-6	4-7	3	6	3	0	4	2	16
Providence	.31	2-11	0-4	2-4	2	3	2	0	0	1	6
Rutgers	.34	1-7	0-4	4-4	4	7	0	0	1	3	6
at Georgetown	.34	2-17	0-6	2-2	4	3	2	0	0	1	6
at DePaul	.38	6-17	1-5	4-7	4	6	3	0	1	3	17
Louisville	.34	3-6	0-1	3-6	5	3	4	0	2	3	9
Villanova	.35	5-13	2-7	6-6	3	5	4	1	2	4	18
at Notre Dame	.36	6-20	1-4	1-3	9	8	1	0	2	4	14
Pittsburgh	.27	3-10	1-5	1-2	2	10	1	1	1	1	8
vs. St. John's	.37	2-14	0-9	5-6	5	8	5	0	1	2	9
vs. Pittsburgh	.35	5-12	2-8	4-4	3	5	2	0	1	3	16
vs. Michigan St.	.36	6-16	4-10	2-2	2	2	3	0	2	0	18

#### 2005-06 Statistics

	min	fg-a	3fg-a	ft-a	reb	ast	to	bk	st	pf	pts
Rice	.30	4-12	3-7	5-7	6	9	2	1	1	3	16
Winthrop	.37	5-13	2-7	3-4	2	7	4	0	2	2	15
vs. E. Washington	.32	5-11	0-3	4-6	3	3	6	1	2	5	14
vs. Oral Roberts	.30	4-13	1-6	6-11	3	8	3	0	1	3	15
vs. South Carolina	.32	3-12	2-7	4-6	2	9	3	0	0	0	12
at Nebraska	.32	9-21	4-14	0-0	8	3	3	0	1	4	22
South Dakota St.	.31	7-9	0-0	0-0	5	8	2	0	5	2	14
Valparaiso	.27	5-10	2-4	0-0	5	4	1	0	0	2	12
at Wisconsin	.34	4-12	0-3	2-5	8	8	4	1	1	3	10
San Francisco	.30	0-5	0-4	4-6	1	2	2	1	0	0	4
Oakland	.29	7-17	2-5	1-3	5	4	7	0	2	2	17
Delaware St.	.29	5-8	0-2	0-0	1	4	2	1	0	3	10
Lewis	.30	7-12	3								



## CAREER GAME-BY-GAME STATISTICS

### # 4 HAZEL, Patrick

#### 2008-09 Statistics

	min	fg-a	3fg-a	ft-a	reb	ast	to	bk	st	pf	pts
Houston Baptist	.22	3-3	0-0	1-3	4	0	0	1	0	3	7
Chicago State	.22	3-3	0-0	4-6	5	1	3	2	1	2	10
Milwaukee	.19	2-3	0-0	0-0	6	0	0	1	0	1	4
Texas Southern	.15	2-4	0-0	0-2	5	0	1	1	0	1	4
vs. Northern Iowa	.10	1-1	0-0	2-2	2	0	0	0	0	5	4
vs. Dayton	.8	0-0	0-0	0-0	0	0	0	0	0	0	0
Central Michigan				DNP							
Wisconsin	.4	0-0	0-0	0-0	0	0	1	0	0	2	0
IPFW	.17	1-1	0-0	0-0	3	0	2	0	0	4	2
vs. Tennessee											
Western Carolina											
at N.C. State											
Presbyterian											
Villanova*											
Cincinnati*											
at Rutgers*											
West Virginia*											
at Providence*											
DePaul*											
at Notre Dame*											
Georgetown*											
at DePaul*											
at USF*											
at Villanova*											
St. John's*											
Seton Hall*											
at Georgetown*											
Connecticut*											
at Louisville*											
at Pittsburgh*											
Syracuse*											

#### 2007-08 Statistics

	min	fg-a	3fg-a	ft-a	reb	ast	to	bk	st	pf	pts
IUPUI											DNP
Utah Valley											DNP
at Chaminade											DNP
vs. Okla. St.	.4	0-0	0-0	0-0	3	0	0	0	0	0	0
vs. Duke											DNP
UWM	.9	1-1	0-0	0-0	2	0	0	1	0	1	2
at Wisconsin											DNP
Sacramento St.	.3	0-0	0-0	0-0	1	0	0	0	0	0	0
IPFW	.3	1-1	0-0	1-1	1	0	0	0	0	0	3
Coppin St.	.7	0-0	0-0	0-0	2	0	0	2	0	1	0
Savannah St.	.6	0-0	0-0	0-1	1	0	0	0	0	1	0
Providence	.2	1-1	0-0	0-0	0	0	1	0	0	1	2
at WVU											DNP
Seton Hall											DNP
Notre Dame	.3	0-1	0-0	0-0	0	0	0	0	0	0	0
at Louisville											DNP
at Connecticut	.2	0-0	0-0	0-0	0	0	0	0	0	0	0
DePaul											DNP
USF											DNP
at Cincinnati											DNP
Louisville											DNP
at Notre Dame											DNP
at Seton Hall	.3	0-0	0-0	0-0	3	1	0	0	0	1	0
Pittsburgh	.2	0-0	0-0	0-0	1	0	0	0	0	0	0
at St. John's	.1	0-0	0-0	0-0	0	0	0	0	0	0	0
Rutgers	.2	0-0	0-0	0-0	2	1	0	1	0	0	0
at Villanova											DNP
Georgetown											DNP
Florida Gulf Coast	.2	0-0	0-0	0-0	0	0	0	1	0	0	0
at Syracuse											DNP
vs. Seton Hall											DNP
vs. Notre Dame											DNP
vs. Pittsburgh											DNP
vs. Kentucky											DNP
vs. Stanford											DNP

### # 10 CUBILLAN, David

#### 2008-09 Statistics

	min	fg-a	3fg-a	ft-a	reb	ast	to	bk	st	pf	pts
Houston Baptist	.11	1-4	1-3	0-2	0	1	1	0	0	0	3
Chicago State	.16	2-4	2-4	2-2	1	2	2	0	0	1	8
Milwaukee	.14	1-3	0-1	0-1	3	1	1	0	1	5	2
Texas Southern	.16	1-6	1-4	0-0	1	2	2	0	0	1	3
vs. Northern Iowa	.22	2-6	2-5	1-2	3	3	0	0	1	1	7
vs. Dayton	.20	2-3	1-2	0-0	1	1	0	0	0	3	5
Central Michigan	.29	1-6	1-4	2-2	3	4	2	1	1	2	5
Wisconsin	.6	0-1	0-1	0-0	0	0	0	0	0	0	0
IPFW	.20	1-5	0-4	0-0	1	1	1	0	1	0	2
vs. Tennessee											
Western Carolina											
at N.C. State											
Presbyterian											
Villanova*											
Cincinnati*											
at Rutgers*											
West Virginia*											
at Providence*											
DePaul*											
at Notre Dame*											
Georgetown*											
at DePaul*											
at USF*											
at Villanova*											
St. John's*											
Seton Hall*											
at Georgetown*											
Connecticut*											
at Louisville*											
at Pittsburgh*											
Syracuse*											

#### 2006-07 Statistics

	min	fg-a	3fg-a	ft-a	reb	ast	to	bk	st	pf	pts
Hillsdale	.19	2-3	1-2	0-1	2	1	2	0	1	2	5
Idaho St.	.18	0-1	0-1	0-0	2	1	0	1	0	1	0
Detroit	.20	3-5	2-3	2-2	0	2	2	0	0	2	10
Eastern Michigan	.16	3-4	3-4	1-2	1	5	1	0	0	1	10
vs. Texas Tech	.28	4-6	3-5	0-0	5	1	1	0	1	2	11
vs. Duke	.19	1-3	1-3	2-3	1	0	1	0	0	2	5
at Valparaiso	.23	1-3	1-3	1-2	2	1	1	0	1	0	4
Northwestern St.	.22	1-5	1-4	0-0	2	4	1	0	3	2	3
North Dakota St.	.15	3-4	2-3	0-0	1	3	1	0	0	2	8
Delaware St.	.19	1-2	1-1	0-0	0	4	0	0	2	0	3
Wisconsin	.18	1-5	1-2	0-0	2	1	0	0	1	1	3
UMBC	.19	1-5	1-5	0-2	1	2	0	0	1	0	3
Oakland	.25	2-3	2-2	2-2	2	2	3	1	0	2	8
Morgan St.	.15	1-2	0-1	0-0	0	1	0	0	1	0	2
Savannah St.	.10	0-0	0-0	0-0	0	2	0	0	0	2	0
at Providence*	.30	1-7	1-5	0-0	2	1	1	0	2	0	3
Syracuse	.21	2-5	2-5	0-0	1	1	2	0	1	3	6
at Connecticut	.12	0-2	0-0	0-0	1	1	1	0	0	1	0
West Virginia	.24	5-5	4-4	0-0	4	0	1	0	1	1	14
at Louisville	.22	0-2	0-2	0-0	1	0	0	0	0	2	0
at Pittsburgh	.30	0-3	0-2	0-0	4	2	2	0	0	1	0
Seton Hall	.13	0-3	0-1	0-0	1	1	0	0	0	2	0
at USF	.24	3-7	3-6	0-0	3	2	3	0	1	1	9
Providence	.21	2-4	2-3	0-0	3	1	2	0	1	1	6
Rutgers	.23	2-6	2-5	4-4	3	2	0	0	0	1	10
at Georgetown	.26	1-8	1-6	0-0	2	1	0	0	0	1	3
at DePaul	.18	0-1	0-1	0-0	0	1	1	0	1	2	0
Louisville	.13	1-4	1-3	1-2	4	0	0	0	1	0	4
Villanova	.29	2-6	2-6	2-2	1	1	0	0	0	2	8
at Notre Dame	.27	2-6	2-5	4-4	1	2	0	0	2	2	10
Pittsburgh	.26	4-7	4-7	8-8	5	2	0	0	0	2	20
vs. St. John's	.19	1-3	1-1	2-4	2	1	0	0	0	2	5
vs. Pittsburgh	.30	2-7	1-4	0-0	3	3	0	0	0	3	5
vs. Michigan St.	.27	3-8	3-8	0-0	2	3	1	0	1	2	9

#### 2007-08 Statistics

	min	fg-a	3fg-a	ft-a	reb	ast	to	bk	st	pf	pts
IUPUI	.23	3-9	2-8	1-1	1	3	1	0	0	2	9
Utah Valley	.19	4-8	2-6	2-2	1	2	0	0	2	0	12
at Chaminade	.24	3-8	2-6	3-3	1	2	1	0	3	0	11
vs. Okla. St.	.23	4-5	2-2	0-0	2	1	2	0	0	0	10
vs. Duke	.21	2-4	2-4	0-0	1	2	0	0	1	2	6
UWM	.26	5-9	2-6	0-0	4	6	1	0	0	1	12
at Wisconsin	.20	1-5	1-4	0-0	1	2	0	0	0	1	3
Sacramento St.	.23	1-4	0-2	3-5	2	3	1	1	2	1	5
IPFW	.18	4-9	3-8	0-0	3	1	3	0	0	1	11
Coppin St.											DNP
Savannah St.	.14	2-4	1-2	0-0	1	2	1	0	0	0	5
Providence	.22	1-4	0-3	0-0	1	1	0	0	2	1	2
at WVU	.20	2-6	1-4	0-0	2	2	2	0	0	4	5
Seton Hall	.10	1-4	1-4	0-0	0	0	0	0	0	1	3
Notre Dame	.15	4-7	3-5	0-0	2	2	1	0	1	0	11
at Louisville	.14	0-1	0-1	0-1	0	0	0	0	0	3	0
at Connecticut	.16	3-3	2-2	0-0	2	1	1	0	1	1	8
DePaul	.26	3-6	2-4	1-1	3	5	1	1	3	1	9
USF	.21	1-3	1-2	0-0	1	2	2	0	1	2	3
at Cincinnati	.7	0-2	0-0	0-0	0	0	0	0	0	1	0
Louisville	.19	0-3	0-3	0-0	2	2	0	1	0	1	0
at Notre Dame	.20	4-8	3								



## CAREER GAME-BY-GAME STATISTICS

### #12 BURKE, Dwight

#### 2008-09 Statistics

	min	fg-a	3fg-a	ft-a	reb	ast	to	bk	st	pf	pts
Houston Baptist	.13	0-0	0-0	0-1	2	0	0	0	0	5	0
Chicago State	.13	1-1	0-0	1-2	3	1	1	0	0	2	3
Milwaukee	.15	1-1	0-0	1-2	4	0	2	0	0	4	3
Texas Southern	.13	0-1	0-0	0-0	0	0	1	0	0	4	0
vs. Northern Iowa	.30	0-0	0-0	1-4	6	0	1	1	0	3	1
vs. Dayton	.19	0-1	0-0	2-4	3	0	0	0	0	3	2
Central Michigan	.17	1-2	0-0	1-2	5	0	3	2	1	4	3
Wisconsin	.30	0-1	0-0	1-3	4	0	0	0	1	3	1
IPFW	.22	1-3	0-0	3-6	6	0	0	0	0	3	5
vs. Tennessee											
Western Carolina											
at N.C. State											
Presbyterian											
Villanova*											
Cincinnati*											
at Rutgers*											
West Virginia*											
at Providence*											
DePaul*											
at Notre Dame*											
Georgetown*											
at DePaul*											
at USF*											
at Villanova*											
St. John's*											
Seton Hall*											
at Georgetown*											
Connecticut*											
at Louisville*											
at Pittsburgh*											
Syracuse*											

#### 2007-08 Statistics

	min	fg-a	3fg-a	ft-a	reb	ast	to	bk	st	pf	pts
IUPUI*	.16	1-2	0-0	0-0	2	0	0	0	0	2	2
Utah Valley*	.24	5-6	0-0	2-2	8	0	1	0	0	3	12
at Chamaine*	.12	2-3	0-0	0-0	4	0	1	0	0	3	4
vs. Okla. St.*	.18	0-1	0-0	1-2	1	0	3	1	3	3	1
vs. Duke*	.11	1-3	0-0	0-1	2	0	0	0	0	2	2
UWM*	.18	3-3	0-0	1-4	3	1	1	1	0	1	7
at Wisconsin*	.17	4-5	0-0	4-5	9	0	1	2	0	1	12
Sacramento St.*	.15	2-2	0-0	1-4	5	0	1	1	3	3	5
IPFW*	.12	1-1	0-0	0-0	2	0	1	0	0	4	2
Coppin St.	.8	0-1	0-0	2-2	2	0	0	1	0	0	2
Savannah St.	.12	1-2	0-0	0-0	5	0	1	0	0	3	2
Providence*	.13	1-2	0-0	0-0	2	0	0	1	0	4	2
at WVU*	.14	1-1	0-0	1-1	3	1	0	0	0	3	3
Seton Hall*	.16	0-0	0-0	1-3	4	0	0	1	1	1	1
Notre Dame*	.14	0-4	0-0	0-0	4	2	1	0	1	4	0
at Louisville*	.12	0-0	0-0	0-0	1	0	0	0	0	5	0
at Connecticut	.6	0-2	0-0	0-0	2	0	0	1	0	0	0
DePaul	.14	1-1	0-0	1-2	1	1	1	0	0	1	3
USF*	.22	2-3	0-0	1-3	4	0	0	0	0	4	5
at Cincinnati*	.11	0-0	0-0	0-0	2	1	1	0	0	0	0
Louisville*	.15	0-1	0-0	0-0	2	0	0	0	1	3	0
at Notre Dame	.8	2-2	0-0	0-0	0	0	0	0	0	2	4
at Seton Hall	.4	1-1	0-0	0-0	3	0	0	0	0	0	2
Pittsburgh	.3	0-0	0-0	0-0	0	0	1	1	0	1	0
at St. John's	.5	0-0	0-0	0-0	0	0	1	0	0	3	0
Rutgers	.3	0-0	0-0	0-0	0	1	0	1	0	1	0
at Villanova	.4	0-0	0-0	0-0	1	0	0	0	0	0	0
Georgetown	.14	1-1	0-0	3-5	4	0	0	0	1	2	5
Florida Gulf Coast	.4	0-0	0-0	0-0	0	0	0	1	0	2	0
at Syracuse	.7	0-0	0-0	1-2	3	0	0	0	0	3	1
vs. Seton Hall	.3	0-0	0-0	0-0	2	0	1	0	0	0	0
vs. Notre Dame	.7	1-1	0-0	0-0	2	0	0	0	1	1	2
vs. Pittsburgh	.23	1-4	0-0	2-5	10	0	0	1	0	3	4
vs. Kentucky	.14	0-0	0-0	1-3	5	0	0	1	0	4	1
vs. Stanford	.13	1-1	0-0	1-2	3	0	0	0	0	3	3

### #21 FULCE, Joseph

#### 2008-09 Statistics

	min	fg-a	3fg-a	ft-a	reb	ast	to	bk	st	pf	pts
Houston Baptist											DNP
Chicago State											DNP
Milwaukee											DNP
Texas Southern											DNP
vs. Northern Iowa											DNP
vs. Dayton											DNP
Central Michigan											DNP
Wisconsin											DNP
IPFW											DNP
vs. Tennessee											
Western Carolina											
at N.C. State											
Presbyterian											
Villanova*											
Cincinnati*											
at Rutgers*											
West Virginia*											
at Providence*											
DePaul*											
at Notre Dame*											
Georgetown*											
at DePaul*											
at USF*											
at Villanova*											
St. John's*											
Seton Hall*											
at Georgetown*											
Connecticut*											
at Louisville*											
at Pittsburgh*											
Syracuse*											

#### 2006-07 Statistics

	min	fg-a	3fg-a	ft-a	reb	ast	to	bk	st	pf	pts
Hillsdale	.6	1-1	0-0	0-0	2	0	0	0	0	0	2
Idaho St.	.2	0-1	0-0	0-0	1	0	0	0	0	0	0
Detroit	.4	0-0	0-0	0-0	0	0	0	2	0	0	0
Eastern Michigan	.12	1-2	0-0	1-3	2	0	0	1	0	3	3
vs. Texas Tech	.14	2-2	0-0	0-0	3	2	0	1	0	2	4
vs. Duke	.8	0-0	0-0	0-0	2	0	0	0	0	3	0
at Valparaiso	.7	0-0	0-0	0-0	0	0	1	0	1	4	0
Northwestern St.	.6	0-0	0-0	0-0	1	0	2	0	0	1	0
North Dakota St.	.11	0-1	0-0	0-0	3	0	0	0	0	0	0
Delaware St.	.8	0-0	0-0	0-2	2	0	0	0	0	2	0
Wisconsin	.7	0-0	0-0	0-0	0	0	0	0	0	1	0
UMBC	.17	0-3	0-0	0-2	3	0	1	2	0	1	0
Oakland	.5	0-1	0-0	0-0	0	0	1	0	0	2	0
Morgan St.	.6	0-0	0-0	0-0	1	0	0	0	0	1	0
Savannah St.	.6	0-0	0-0	0-0	0	0	0	0	0	0	0
at Providence	.4	0-0	0-0	0-0	0	0	0	0	0	2	0
Syracuse	.18	0-1	0-0	0-0	5	0	1	2	0	2	0
at Connecticut	.23	2-5	0-0	1-2	7	0	1	2	1	4	5
West Virginia	.13	1-1	0-0	3-4	4	0	0	0	0	2	5
at Louisville	.8	0-0	0-0	0-0	1	0	2	0	0	1	0
at Pittsburgh	.10	1-1	0-0	0-2	3	0	1	0	0	2	2
Seton Hall	.8	1-1	0-0	0-3	2	0	0	1	0	1	2
at USF	.11	0-2	0-0	0-0	4	1	2	0	0	2	0
Providence	.5	0-0	0-0	0-0	0	0	1	0	0	1	0
Rutgers	.7	0-1	0-0	1-2	1	0	0	0	0	1	1
at Georgetown	.8	0-1	0-0	1-2	2	0	0	0	0	0	1
at DePaul	.4	0-0	0-0	0-2	1	0	0	0	0	0	0
Louisville	.11	0-1	0-0	0-0	1	0	1	2	0	2	0
Villanova	.8	0-1	0-0	0-2	3	0	0	0	0	4	0
at Notre Dame	.19	1-3	0-0	0-0	5	0	0	1	1	2	2
Pittsburgh	.3	0-0	0-0	0-0	0	0	1	0	0	1	0
vs. St. John's	.11	0-1	0-0	1-2	3	0	0	0	1	3	1
vs. Pittsburgh	.9	0-0	0-0	0-0	0	0	1	0	0	2	0
vs. Michigan St.	.4	0-1	0-0	0-2	0	0	0	0	0	0	0

#### 2005-06 Statistics

	min	fg-a	3fg-a	ft-a	reb	ast	to	bk	st	pf	pts
Rice											DNP
Winthrop											DNP
vs. E. Washington	.5	0-0	0-0	2-2	1	0	1	0	0	1	2
vs. Oral Roberts	.5	1-3	0-0	0-1	1	0	1	1	1	1	2
vs. South Carolina											DNP
at Nebraska	.2	0-0	0-0	0-0	0	0	0	0	0	1	0
South Dakota St.	.8	1-1	0-0	0-0	2	0	0	1	0	1	2
Valparaiso	.3	0-0	0-0	0-0	1	0	0	0	0	2	0
at Wisconsin											DNP
San Francisco											DNP
Oakland	.2	1-1	0-0	0-0	0	0	1	0	0	1	2
Delaware St.	.6	0-0	0-0	0-0	1	0	1	0	0	0	0
Lewis	.6	1-1	0-0	0-0	0	0	0	0	0	0	2
Connecticut	.7	1-1	0-0	1-2	0	0	1	0	0	2	3
Cincinnati	.1	0-0	0-0	0-0	0	0	0	0	0	0	0
at Seton Hall	.9	0-0	0-0	0-0	1	0	0	0	0	1	0
at West Virginia	.5	0-1	0-0	0-0	3	0	1	0	0	3	0
at DePaul	.0+	0-0	0-0	0-0	0	0	0	0	0	0	0
Notre Dame											DNP
DePaul											



## CAREER GAME-BY-GAME STATISTICS

### #22 McNEAL, Jerel

#### 2008-09 Statistics

	min	fg-a	3fg-a	ft-a	reb	ast	to	bk	st	pf	pts
Houston Baptist	.32	7-17	1-8	5-5	4	5	2	1	1	1	20
Chicago State	.34	6-12	2-4	3-5	4	6	1	1	1	4	17
Milwaukee	.30	9-18	1-5	3-4	4	2	0	0	5	4	22
Texas Southern	.31	5-12	4-7	6-6	8	5	6	0	4	2	20
vs. Northern Iowa	.22	5-9	3-4	0-0	3	3	1	0	2	1	13
vs. Dayton	.33	7-23	1-8	1-3	6	3	3	0	1	5	16
Central Michigan	.35	5-10	0-0	4-5	4	5	4	1	1	2	14
Wisconsin	.39	10-18	4-7	2-3	7	1	3	0	2	2	26
IPFW	.26	6-12	2-3	2-2	4	3	2	1	2	0	16
vs. Tennessee											
Western Carolina											
at N.C. State											
Presbyterian											
Villanova*											
Cincinnati*											
at Rutgers*											
West Virginia*											
at Providence*											
DePaul*											
at Notre Dame*											
Georgetown*											
at DePaul*											
at USF*											
at Villanova*											
St. John's*											
Seton Hall*											
at Georgetown*											
Connecticut*											
at Louisville*											
at Pittsburgh*											
Syracuse*											

#### 2007-08 Statistics

	min	fg-a	3fg-a	ft-a	reb	ast	to	bk	st	pf	pts
IUPUI*	.33	8-11	1-2	3-4	4	2	4	0	3	2	20
Utah Valley*	.26	3-14	0-1	1-4	9	2	3	1	2	3	7
at Chaminade*	.27	10-14	0-2	2-4	3	0	2	0	2	3	22
vs. Okla. St.*	.24	7-14	1-2	5-8	5	3	0	0	1	3	20
vs. Duke*	.30	4-7	0-2	3-4	3	4	3	0	1	4	11
UWM*	.33	6-12	2-4	2-3	5	10	2	0	3	3	16
at Wisconsin*	.34	7-17	0-2	0-0	5	3	3	0	5	4	14
Sacramento St.*	.30	3-6	1-3	6-8	4	4	5	0	2	3	13
IPFW*	.27	3-7	0-2	1-5	7	2	3	0	2	2	7
Coppin St.*	.26	4-5	3-4	7-8	6	6	3	0	3	3	18
Savannah St.*	.24	3-7	0-2	3-3	5	2	3	0	3	3	9
Providence*	.28	2-5	0-2	0-0	2	9	3	0	3	4	4
at WVU*	.30	4-8	0-2	2-2	3	3	3	0	2	5	10
Seton Hall*	.34	6-17	1-3	1-2	7	5	6	3	2	2	14
Notre Dame*	.29	7-15	2-5	2-2	4	3	1	1	2	1	18
at Louisville*	.33	7-17	0-1	2-3	4	1	7	0	2	3	16
at Connecticut*	.33	3-10	0-3	3-4	0	2	2	0	2	2	9
DePaul*	.29	5-17	1-5	4-4	3	3	2	0	1	4	15
USF*	.25	2-9	0-1	2-3	6	2	3	0	0	5	6
at Cincinnati*	.31	5-11	0-3	3-5	5	7	0	0	2	4	13
Louisville*	.27	4-9	1-3	2-5	4	2	1	0	3	5	11
at Notre Dame*	.36	3-15	2-5	2-4	5	5	2	1	2	4	10
at Seton Hall*	.30	6-12	2-4	0-0	4	3	2	0	0	3	14
Pittsburgh*	.31	8-13	1-4	0-0	6	3	1	1	0	2	17
at St. John's*	.34	8-16	2-6	2-2	7	4	5	1	3	4	20
Rutgers*	.27	7-10	0-0	0-0	7	7	2	3	5	1	14
at Villanova*	.35	5-14	1-5	3-3	3	5	5	0	2	4	14
Georgetown*	.17	5-21	0-3	7-12	8	6	2	0	6	2	17
Florida Gulf Coast*	.23	2-4	0-1	2-3	0	4	3	0	2	5	6
at Syracuse*	.31	7-14	2-3	6-7	6	2	2	1	2	3	22
vs. Seton Hall*	.37	7-15	1-3	6-7	9	4	1	1	1	1	21
vs. Notre Dame*	.27	9-16	4-7	6-8	6	1	2	1	1	4	28
vs. Pittsburgh*	.26	7-12	1-3	2-2	3	1	5	0	3	4	17
vs. Kentucky*	.34	8-15	2-5	2-2	5	2	4	0	2	1	20
vs. Stanford*	.34	13-25	4-12	0-0	8	2	3	1	1	4	30

### #23 MATTHEWS, Wesley

#### 2008-09 Statistics

	min	fg-a	3fg-a	ft-a	reb	ast	to	bk	st	pf	pts
Houston Baptist	.31	7-11	2-3	11-12	5	8	5	0	5	2	27
Chicago State	.32	7-14	2-2	10-10	9	3	2	2	2	4	26
Milwaukee	.34	8-16	0-2	9-10	7	2	1	1	1	2	25
Texas Southern	.26	3-10	0-3	7-10	6	3	4	1	3	4	13
vs. Northern Iowa	.26	5-8	2-4	5-6	7	2	3	0	1	2	17
vs. Dayton	.38	7-12	0-3	14-17	7	1	3	0	1	2	28
Central Michigan	.25	4-11	0-1	10-10	3	0	5	0	0	4	18
Wisconsin	.39	4-11	0-3	1-1	3	2	0	0	2	0	9
IPFW	.25	5-11	1-2	2-3	9	4	1	3	2	1	13
vs. Tennessee											
Western Carolina											
at N.C. State											
Presbyterian											
Villanova*											
Cincinnati*											
at Rutgers*											
West Virginia*											
at Providence*											
DePaul*											
at Notre Dame*											
Georgetown*											
at DePaul*											
at USF*											
at Villanova*											
St. John's*											
Seton Hall*											
at Georgetown*											
Connecticut*											
at Louisville*											
at Pittsburgh*											
Syracuse*											

#### 2006-07 Statistics

	min	fg-a	3fg-a	ft-a	reb	ast	to	bk	st	pf	pts
Hillsdale*	.35	7-22	0-5	5-7	7	4	5	1	3	2	19
Idaho St.*	.32	5-16	1-7	2-4	4	3	5	0	6	4	13
Detroit*	.27	3-8	1-3	0-1	2	7	3	2	3	3	7
Eastern Michigan*	.28	2-9	1-4	4-6	8	3	4	2	3	3	9
vs. Texas Tech*	.22	7-14	2-7	3-3	7	7	4	0	3	4	19
vs. Duke*	.37	7-17	0-2	3-6	6	2	4	0	6	2	17
at Valparaiso*	.27	3-8	1-4	3-4	3	1	3	0	1	4	10
Northwestern St.*	.25	5-15	1-2	2-2	5	2	4	0	3	4	13
North Dakota St.*	.32	8-17	0-3	0-1	1	1	5	0	7	3	16
Delaware St.*	.34	5-11	1-2	5-6	3	4	3	0	4	2	16
Wisconsin*	.32	6-11	0-1	4-6	5	4	4	2	1	5	16
UMBC*	.25	5-11	3-5	2-3	5	2	1	0	0	4	15
Oakland*	.29	6-9	0-0	5-7	5	4	2	0	6	2	17
Morgan St.*	.31	8-15	2-5	7-8	3	7	3	0	4	4	25
Savannah St.*	.27	1-9	0-1	4-4	3	5	6	1	1	3	6
at Providence											DNP
Syracuse*	.29	7-17	2-6	0-4	3	3	7	1	5	5	16
at Connecticut*	.34	5-13	0-2	9-13	7	4	8	0	2	4	19
West Virginia*	.25	4-10	0-0	3-4	9	7	7	0	2	5	11
at Louisville*	.28	4-10	0-2	7-8	2	7	4	0	1	4	15
at Pittsburgh*	.33	3-10	1-3	1-1	3	2	3	0	1	5	8
Seton Hall*	.34	9-15	2-4	2-2	7	10	3	1	4	2	22
at USF*	.28	5-13	1-3	2-5	5	1	4	1	2	4	13
Providence*	.35	8-13	1-3	1-4	12	5	5	1	1	3	18
Rutgers*	.28	4-7	2-4	0-0	5	4	4	2	0	4	10
at Georgetown*	.26	5-13	1-5	0-0	3	1	3	0	1	5	11
at DePaul*	.36	7-18	1-4	1-2	4	2	4	1	3	1	16
Louisville*	.37	6-13	3-4	3-5	1	4	3	1	1	2	18
Villanova*	.32	6-15	1-2	2-2	7	3	3	0	1	5	15
at Notre Dame*	.28	3-10	2-3	8-11	3	0	4	0	1	4	16
Pittsburgh											DNP
vs. St. John's											DNP
vs. Pittsburgh											DNP
vs. Michigan St.											DNP

#### 2005-06 Statistics

	min	fg-a	3fg-a	ft-a	reb	ast	to	bk	st	pf	pts
Rice*	.31	5-7	1-2	3-3	6	1	8	2	2	3	14
Winthrop*	.23	2-4	1-1	1-2	4	2	2	1	2	3	6
vs. E. Washington*	.27	5-6	0-0	5-5	6	4	2	0	3	3	15
vs. Oral Roberts*	.26	3-5	0-0	2-2	2	5	6	1	2	1	8
vs. South Carolina*	.25	2-4	1-1	2-2	4	0	2	0	2	0	7
at Nebraska*	.32	1-5	0-2	5-5	2	2	4	1	2	4	7
South Dakota St.*	.18	3-6	0-0	3-4	0	1	3	0	4	5	9
Valparaiso*	.29	4-10	0-2	4-4	4	4	1	1	2	2	12
at Wisconsin*	.13	3-7	0-0	0-0	2	1	3	0	1	5	6
San Francisco*	.32	6-14	1-3	2-5	1	2	3	0	3	3	15
Oakland*	.27	8-12	1-3	1-1	7	5	2	0	3	2	18
Delaware St.*	.29	4-9	2-2	0-0	6	4	2	0	2	1	10
Lewis*	.26	5-9	1-1	0-0	6	2	5	1	0	0	11
Connecticut*	.35	7-22	1-5	4-6	12						



## CAREER GAME-BY-GAME STATISTICS

### #23 MATTHEWS, W. (con't)

#### 2006-07 Statistics

	min	fg-a	3fg-a	ft-a	reb	ast	to	bk	st	pf	pts
Hillsdale*	.28	1-5	0-1	4-7	7	2	4	0	0	5	6
Idaho St.*	.36	3-13	0-4	1-4	5	1	1	0	1	1	7
Detroit*	.24	6-9	3-4	0-0	8	1	0	0	1	1	15
Eastern Michigan*	.28	5-8	2-4	3-3	2	3	2	1	2	1	15
vs. Texas Tech*	.33	7-11	1-2	5-8	4	6	5	0	3	1	20
vs. Duke*	.30	2-9	1-2	3-4	4	0	1	0	1	2	8
at Valparaiso*	.31	5-8	1-4	0-0	4	0	4	0	1	2	11
Northwestern St.*	.32	5-11	0-3	4-5	8	5	4	0	2	0	14
North Dakota St.*	.34	3-11	0-3	3-4	9	3	3	0	3	1	9
Delaware St.*	.30	5-11	2-4	3-5	4	5	1	0	3	1	15
Wisconsin*	.34	3-11	0-3	3-3	4	1	3	0	3	5	9
UMBC*	.28	2-4	0-1	0-2	4	1	1	0	0	0	4
Oakland*	.35	4-7	0-1	2-4	4	2	2	0	1	3	10
Morgan St.*	.24	3-6	0-2	2-2	6	6	0	0	0	3	8
Savannah St.*	.29	7-8	2-2	6-10	9	0	2	2	0	2	22
at Providence*	.24	6-18	1-4	1-2	5	1	2	0	2	4	14
Syracuse*	.34	6-18	0-3	2-3	8	5	5	1	1	4	14
at Connecticut*	.34	3-5	0-0	4-6	8	2	5	0	2	2	10
West Virginia*	.36	5-6	0-1	3-5	1	3	1	0	2	3	13
at Louisville*	.36	5-6	3-4	4-6	5	1	1	0	1	2	17
at Pittsburgh*	.33	2-5	0-1	10-11	3	1	0	0	3	4	14
Seton Hall*	.38	6-13	0-0	10-12	5	2	4	0	4	2	22
at USF*	.35	2-11	0-1	8-8	6	2	0	0	1	0	12
Providence*	.30	1-6	0-2	10-10	2	1	5	0	0	4	12
Rutgers*	.31	4-8	0-1	2-4	6	1	2	0	0	5	10
at Georgetown*	.19	1-3	0-1	0-0	2	1	2	0	0	5	11
at DePaul*	.28	3-9	1-3	5-6	9	2	5	0	1	4	12
Louisville*	.33	2-7	0-3	4-5	5	2	2	0	3	2	8
Villanova*	.27	2-5	0-1	12-12	7	2	3	0	3	1	16
at Notre Dame*	.22	7-8	1-2	2-3	4	1	1	0	0	5	17
Pittsburgh	.36	7-15	1-3	5-7	3	4	3	0	3	2	20
vs. St. John's	.34	2-9	2-4	9-10	5	4	0	0	0	3	15
vs. Pittsburgh	.35	6-11	1-2	6-6	7	3	4	0	1	3	19
vs. Michigan St.	.31	2-9	1-4	5-6	6	1	6	1	1	6	10

#### 2005-06 Statistics

	min	fg-a	3fg-a	ft-a	reb	ast	to	bk	st	pf	pts
Rice*	.15	3-4	0-0	1-1	1	1	4	0	1	3	7
Winthrop*	.29	4-7	1-3	2-2	3	2	3	0	1	3	11
vs. E. Washington*	.17	2-5	0-0	8-10	5	0	1	0	2	4	12
vs. Oral Roberts*	.20	1-7	0-0	0-0	3	1	1	0	0	3	2
vs. South Carolina*	.30	3-9	1-2	2-2	6	5	1	0	1	0	9
at Nebraska*	.29	4-10	1-1	9-11	7	4	4	1	2	4	18
South Dakota St.*	.25	3-7	1-1	3-6	3	4	4	1	6	1	10
Valparaiso*	.32	2-10	0-2	0-0	2	6	3	0	4	2	4
at Wisconsin*	.32	2-12	1-3	4-4	3	0	0	0	1	4	9
San Francisco*	.27	1-7	0-0	5-6	7	3	2	1	2	1	7
Oakland*	.29	7-12	3-4	4-5	5	2	2	1	1	2	21
Delaware St.*	.28	3-4	2-2	4-4	3	2	5	0	3	1	12
Lewis*	.30	1-9	0-3	0-0	13	5	2	0	1	3	2
Connecticut											DNP
Cincinnati											DNP
at Seton Hall											DNP
at West Virginia											DNP
at DePaul											DNP
Notre Dame											DNP
DePaul											DNP
at Pittsburgh											DNP
St. John's	.17	0-3	0-0	0-0	3	4	0	0	0	1	0
at Villanova	.9	2-2	0-0	0-0	0	1	4	0	0	1	4
at Rutgers	.26	3-7	0-1	3-4	4	1	0	0	0	3	9
Georgetown	.21	1-3	0-1	0-0	4	1	3	0	0	2	2
Pittsburgh	.26	5-8	1-2	2-2	4	3	3	0	0	1	13
at Notre Dame	.24	0-4	0-0	3-4	1	2	3	1	1	1	3
at Louisville	.32	3-10	1-3	3-4	4	0	0	0	1	3	10
Providence	.27	7-8	2-2	2-3	0	6	1	0	0	3	11
vs. Georgetown	.24	4-7	0-1	6-7	6	1	1	0	1	2	14
vs. Alabama	.24	4-8	0-1	2-5	3	2	2	0	0	2	10

### #32 HAYWARD, Lazar

#### 2008-09 Statistics

	min	fg-a	3fg-a	ft-a	reb	ast	to	bk	st	pf	pts
Houston Baptist	.24	8-12	1-2	2-2	12	2	1	0	1	3	19
Chicago State	.28	8-15	1-5	4-5	9	1	3	0	0	4	21
Milwaukee	.30	8-14	1-3	8-10	10	1	1	0	1	1	25
Texas Southern	.30	5-13	0-1	8-10	9	0	4	0	0	2	18
vs. Northern Iowa	.28	5-11	2-5	3-6	8	1	3	0	1	2	15
vs. Dayton	.24	2-7	0-1	1-1	8	0	3	0	0	5	5
Central Michigan	.30	5-9	1-2	3-4	8	2	1	0	2	5	14
Wisconsin	.35	3-10	0-4	3-7	13	2	5	0	2	3	9
IPFW	.30	9-17	1-5	0-0	18	1	4	1	0	2	19
vs. Tennessee											
Western Carolina											
at N.C. State											
Presbyterian											
Villanova*											
Cincinnati*											
at Rutgers*											
West Virginia*											
at Providence*											
DePaul*											
at Notre Dame*											
Georgetown*											
at DePaul*											
at Villanova*											
St. John's*											
Seton Hall*											
at Georgetown*											
Connecticut*											
at Louisville*											
at Pittsburgh*											
Syracuse*											

#### 2006-07 Statistics

	min	fg-a	3fg-a	ft-a	reb	ast	to	bk	st	pf	pts
Hillsdale	.16	3-5	0-0	0-0	5	0	0	0	1	2	6
Idaho St.	.7	1-3	0-0	0-0	0	0	0	0	0	0	2
Detroit	.17	5-8	2-4	2-2	3	0	1	0	4	1	14
Eastern Michigan	.14	5-12	2-4	1-2	8	1	1	2	1	0	13
vs. Texas Tech	.18	1-6	0-4	1-2	6	0	3	0	1	3	3
vs. Duke	.10	1-2	0-1	0-0	2	0	1	0	0	1	2
at Valparaiso	.15	4-7	0-1	0-1	1	0	1	0	0	3	8
Northwestern St.	.11	2-3	0-1	0-0	1	0	0	0	0	3	4
North Dakota St.	.18	2-8	0-2	2-2	4	0	1	0	0	2	6
Delaware St.	.12	0-1	0-0	0-0	2	0	2	0	0	3	0
Wisconsin	.21	5-12	0-4	0-0	8	0	1	0	1	2	10
UMBC	.16	6-11	0-1	1-4	7	0	3	1	1	2	13
Oakland	.14	2-4	0-0	2-4	2	0	0	0	0	3	6
Morgan St.	.20	3-7	0-1	2-2	6	0	1	0	1	1	8
Savannah St.	.13	0-2	0-1	2-4	3	1	1	0	1	1	2
at Providence	.21	2-9	0-1	8-8	5	0	1	0	1	2	12
Syracuse*	.18	2-3	0-0	3-4	5	0	1	0	1	1	7
at Connecticut*	.13	1-5	0-1	0-0	2	0	1	0	2	3	2
West Virginia*	.13	1-1	1-1	1-2	0	0	0	0	0	0	4
at Louisville	.8	1-1	0-0	0-0	1	0	0	0	0	1	2
at Pittsburgh*	.9	2-5	0-1	0-0	1	0	3	0	1	3	4
Seton Hall*	.16	3-4	0-1	1-4	3	0	0	0	0	3	7
at USF*	.13	0-3	0-1	1-2	2	0	1	0	1	2	1
Providence*	.13	2-5	0-0	1-2	5	1	1	0	2	3	5
Rutgers	.10	2-3	1-2	0-0	3	0	0	0	0	0	5
at Georgetown*	.17	4-7	1-1	5-5	4	0	0	0	0	1	14
at DePaul*	.19	2-4	0-0	0-2	8	0	1	0	0	4	4
Louisville*	.16	1-3	0-0	2-2	3	3	2	0	0	2	4
Villanova*	.28	5-7	2-3	6-8	4	0	1	0	0	5	18
at Notre Dame	.20	1-5	0-3	0-0	3	1	1	0	0	4	2
Pittsburgh	.28	3-10	0-2	1-2	6	1	1	0	1	4	7
vs. St. John's	.26	5-13	1-4	3-5	7	1	2	0	0	1	14
vs. Pittsburgh	.15	4-10	0-2	3-3	2	1	1	0	0	4	11
vs. Michigan St.	.25	2-5	0-1	0-0	4	0	2	0	0	3	4

#### 2007-08 Statistics

	min	fg-a	3fg-a	ft-a	reb	ast	to	bk	st	pf	pts	
IUPUI	.16	4-5	0-1	3-3	4	1	0	0	0	2	11	
Utah Valley	.24	5-7	0-1	1-2	5	1	1	0	1	0	0	11
at Chaminade*	.33	6-11	0-1	3-4	8	1	1	1	1	2	15	
vs. Okla. St.*	.30	2-8	0-1	3-3	4	1	4	1	4	2	7	
vs. Duke*	.20	5-7	1-1	3-4	3	0	2	0	0	4	14	
UWM*	.29	8-13	2-3	1-2	11	1	0	1	0	1	3	19
at Wisconsin*	.22	4-7	0-1	3-4	6	0	0	0	1	4	11	
Sacramento St.*	.26	5-7	1-2	1-2	7	1	2	0	1	0	12	
IPFW*	.27	5-8	0-1	4-6	8	2	1	1	0	2	14	
Coppin St.*	.30											



**THE STAT CREW SYSTEM**  
**Marquette Combined Team Statistics (as of Dec 13, 2008)**  
**All games**

<b>RECORD:</b>	<b>OVERALL</b>	<b>HOME</b>	<b>AWAY</b>	<b>NEUTRAL</b>
<b>ALL GAMES.....</b>	<b>(8-1)</b>	<b>(7-0)</b>	<b>(0-0)</b>	<b>(1-1)</b>
<b>CONFERENCE.....</b>	<b>(0-0)</b>	<b>(0-0)</b>	<b>(0-0)</b>	<b>(0-0)</b>
<b>NON-CONFERENCE.....</b>	<b>(8-1)</b>	<b>(7-0)</b>	<b>(0-0)</b>	<b>(1-1)</b>

## Player	GP-GS	Min--Avg	---TOTAL---		---3-PTS---		----REBOUNDS----													
			FG-FGA	Pct	3FG-FGA	Pct	FT-FTA	Pct	Off	Def	Tot	Avg	PF	FO	A	TO	Blk	Stl	Pts	Avg
23 MATTHEWS, Wesley...	9-9	276 30.7	50-104	.481	7-23	.304	69-79	.873	21	35	56	6.2	21	0	25	24	7	17	176	19.6
22 MCNEAL, Jerel.....	9-9	282 31.3	60-131	.458	18-46	.391	26-33	.788	9	35	44	4.9	21	1	33	22	4	19	164	18.2
32 HAYWARD, Lazar.....	9-9	259 28.8	53-108	.491	7-30	.233	32-45	.711	36	59	95	10.6	27	2	10	25	1	7	145	16.1
01 JAMES, Dominic.....	9-9	257 28.6	36-80	.450	10-30	.333	20-41	.488	7	26	33	3.7	20	0	48	15	2	22	102	11.3
02 ACKER, Maurice....	9-0	137 15.2	10-34	.294	5-17	.294	12-16	.750	2	13	15	1.7	16	0	10	5	0	6	37	4.1
10 CUBILLAN, David....	9-0	154 17.1	11-38	.289	8-28	.286	5-9	.556	1	12	13	1.4	13	1	15	9	1	4	35	3.9
33 BUTLER, Jimmy.....	9-0	134 14.9	11-18	.611	0-1	.000	13-16	.813	12	8	20	2.2	15	0	6	5	4	2	35	3.9
04 HAZEL, Patrick.....	8-0	117 14.6	11-14	.786	0-0	.000	7-13	.538	15	9	24	3.0	18	1	1	7	5	1	29	3.6
12 BURKE, Dwight.....	9-9	172 19.1	5-11	.455	0-0	.000	10-24	.417	15	19	34	3.8	31	1	1	8	3	2	20	2.2
45 FROZENA, Robert....	6-0	12 2.0	0-3	.000	0-0	.000	2-2	1.000	4	2	6	1.0	2	0	0	2	0	0	2	0.3
TEAM.....																				
Total.....	9	1800	247-541	.457	55-175	.314	196-278	.705	134	234	368	40.9	184	6	149	123	27	80	745	82.8
Opponents.....	9	1800	218-526	.414	52-178	.292	118-183	.645	99	195	294	32.7	229	8	99	145	20	57	606	67.3

TEAM STATISTICS	MU	OPP	DATE	OPPONENT	W/L	SCORE	ATTEND
SCORING.....	745	606	11/14/08	HOUSTON BAPTIST	W	95-64	13668
Points per game.....	82.8	67.3	11/17/08	CHICAGO STATE	W	106-87	12966
Scoring margin.....	+15.4	-	11/22/08	MILWAUKEE	W	100-80	15168
FIELD GOALS-ATT.....	247-541	218-526	11/25/08	TEXAS SOUTHERN	W	85-68	12993
Field goal pct.....	.457	.414	11/28/08	vs Northern Iowa Panthers	W	73-43	3087
3 POINT FG-ATT.....	55-175	52-178	11/29/08	vs Dayton Flyers	L	75-89	4780
3-point FG pct.....	.314	.292	12/2/08	CENTRAL MICHIGAN	W	81-67	13158
3-pt FG made per game.	6.1	5.8	12/6/08	WISCONSIN	W	61-58	18895
FREE THROWS-ATT.....	196-278	118-183	12/13/08	IPFW	W	69-50	13470
Free throw pct.....	.705	.645					
F-Throws made per game	21.8	13.1					
REBOUNDS.....	368	294					
Rebounds per game....	40.9	32.7					
Rebounding margin....	+8.2	-					
ASSISTS.....	149	99					
Assists per game.....	16.6	11.0					
TURNOVERS.....	123	145					
Turnovers per game....	13.7	16.1					
Turnover margin.....	+2.4	-					
Assist/turnover ratio.	1.2	0.7					
STEALS.....	80	57					
Steals per game.....	8.9	6.3					
BLOCKS.....	27	20					
Blocks per game.....	3.0	2.2					
ATTENDANCE.....	100318	7867					
Home games-Avg/Game...	7-14331	0-0					
Neutral site-Avg/Game.	-	2-3934					

SCORE BY PERIODS:	1st	2nd	Total
Marquette.....	347	398	- 745
Opponents.....	271	335	- 606