



2009-10 Game Notes

Marquette Golden Eagles
(18-9, 9-6 BIG EAST)
at
Seton Hall Pirates
(16-10, 7-8 BIG EAST)

The Marquette University men's basketball team wraps up its seven-day, three-game road swing Sunday morning when the squad travels to Seton Hall for an 11 a.m. CT opening tip at the Prudential Center. The BIG EAST Network will feature the broadcast, with Bob Picozzi (play-by-play) and Jim Spanarkel (analyst) calling the action. MU remains in the hunt for a post-season bid, thanks in large part to a current run that has seen the team win seven of its last eight outings in league action. Following Sunday's outing against the Pirates, Marquette will host Louisville at 8:30 p.m. CT on Tuesday, March 2.

MU Works OT For Second-Straight Game

Considering that 11 of Marquette's 27 games this season have been decided by four-or-fewer points, it's somewhat surprising that the team's first overtime contests of the season didn't come until the last pair of outings.

Junior Jimmy Butler's baseline jumper as time expired at St. John's allowed Marquette to post its second-straight extra-session victory (MU won at Cincinnati on Feb. 21) on the road. The Golden Eagles haven't played back-to-back overtime games since the 1989-90 campaign. The team lost (63-58) to Wisconsin at home that year before defeating Loyola three days later, 75-69.

Marquette is now 47-49 in program history in overtime matchups and hasn't played three 40-plus minute games in a year since 2004-05.

MU's first extra-session outing came during the 1923-24 campaign when the team dropped a tough 19-18 decision to Franklin in double overtime.

MU SCOREBOARD

DATE	OPPONENT	RESULT/TIME
Nov. 13	Centenary	W, 85-62
Nov. 17	Maryland Eastern Shore	W, 86-60
Nov. 21	Grambling	W, 87-41
Nov. 24	South Dakota	W, 93-68
Old Spice Classic		
Nov. 26	vs. Xavier	W, 71-61
Nov. 27	vs. 15/15 Michigan	W, 79-65
Nov. 29	vs. Florida St.	L, 57-56
Dec. 5	NC St.	L, 77-73
Dec. 8	Milwaukee	W, 71-51
Dec. 12	at 20/23 Wisconsin	L, 72-63
Dec. 19	North Florida	W, 78-51
Dec. 27	Presbyterian	W, 102-62
Dec. 29	at 6/6 West Virginia	L, 63-62
Jan. 2	8/8 Villanova	L, 74-72
Jan. 6	12/12 Georgetown	W, 62-59
Jan. 9	6/6 at Villanova	L, 78-76
Jan. 17	Providence *	W, 93-63
Jan. 20	at DePaul *	L, 51-50
Jan. 23	5/5 at Syracuse	L, 76-71
Jan. 26	Rutgers *	W, 82-59
Jan. 30	19/19 at UConn	W, 70-68
Feb. 3	DePaul *	W, 80-69
Feb. 6	at Providence *	W, 82-79
Feb. 13	USF *	W, 63-52
Feb. 18	19/21 Pittsburgh *	L, 58-51
Feb. 21	at Cincinnati *	W, 79-76 OT
Feb. 24	at St. John's *	W, 63-61 OT
Feb. 28	at Seton Hall *	11 a.m.
Mar. 2	Louisville *	8:30 p.m.
Mar. 6	Notre Dame *	1 p.m.
Mar. 9-13	BIG EAST Championship	TBA

* - indicates BIG EAST Conference game
All game times CT subject to change.

DATE: February 28, 2010

TIP-OFF: 11 a.m. CT

LOCATION: Prudential Center (9,800) - Newark, N.J.

TELEVISION: The BIG EAST Network will feature Sunday afternoon's broadcast with Bob Picozzi (play-by-play) and Jim Spanarkel (analyst) calling the action.

RADIO: ESPN Radio 540 AM is the flagship station for the Marquette Radio Network. Steve "The Homer" True (play-by-play) and Jim McIlvaine (analyst) will call the action.

MU'S LAST TIME OUT: Jimmy Butler's baseline jumper as time expired gave MU a 63-61 overtime victory at St. John's. Butler finished with 18 points and eight rebounds and Lazar Hayward chipped in 22 points.

SHU'S LAST TIME OUT: Seton Hall held on for a 76-70 home victory over Rutgers. Guard Jeremy Hazell led four players in double figures with 25 points and Herb Pope chipped in six points and 12 rebounds.

SERIES HISTORY: MU leads 6-1

LAST MEETING: MU 79, SHU 67 (February 17, 2009)

MU CONTACT INFO: Scott Kuykendall handles all of the media relations duties for the Marquette men's basketball program and can be reached at 414.288.4794 [w]/414.807.3490 [c] or scott.kuykendall@marquette.edu.

WEB SITE: GoMarquette.com

SHU CONTACT INFO: Matt Sweeney handles the media relations duties for SHU and can be reached at 973.761.9493 or matthew.sweeney@shu.edu.

WEB SITE: SHUPirates.com

in front of the

"It was the same play, and it just so happened it was the same result. I don't know why, but when I get the ball at the end of the game. I'm thinking maybe my team wants me to take the shot. If not, then they're just going to have to deal with it."

-- Jimmy Butler on his game winner at St. John's





MEDIA SERVICES

ASSOC. AD/MBB SID: . Scott Kuykendall
Email: . . . scott.kuykendall@marquette.edu
Work Phone: 414-288-4794
Cell Phone: 414-807-3490
DIR. of MEDIA RELATIONS: Luke LeNoble
Email: lucas.lenoble@marquette.edu
Work Phone: 414-288-6980
Cell Phone: 414-313-2238
Website: GoMarquette.com
Fax: 414-288-6519

CREDENTIALS

Credential requests are now available online by visiting <http://www.sportssystem.com/Marquette/>.

Requests will be confirmed or denied via email and may be picked up at the Al McGuire Center or at the arena control entrance of the Bradley Center on game day (beginning two hours before tip).

Please contact Scott Kuykendall with any questions.

PARKING

Parking is **NOT** available to home and visiting members of the media. There are several parking structures available within walking distance of the Bradley Center.

INTERVIEW POLICY

Please contact Scott Kuykendall to arrange an interview with Marquette head coach Buzz Williams, a member of the coaching staff or a player.

MU players will not disclose their home phone numbers or their cellular phone numbers so please do not request that information. Players have been asked to politely decline interviews that have not been cleared with the MU Media Relations Office. All telephone interviews will take place from either the Media Relations Office or the Men's Basketball Office. Player interviews will not be conducted on gamedays until standard post-game procedures occur.

Marquette practices are generally closed to the media. Please contact Kuykendall if you wish to attend practice. MU practices are scheduled from 3 p.m. to 6 p.m. on weekdays but are subject to change, so please contact Kuykendall in advance.

Butler Does It Again With Baseline Game Winner

For the second time this season, junior Jimmy Butler drained a contested, game-winning baseline jumper, this time defeating St. John's with no time left on the clock.

MU ran the exact same play Wednesday night as it did in the last-second win over Connecticut and the result was precisely the same. Butler knocked down a tough shot from a similar position on the court, but against the Red Storm the ball was knocked away before he gathered himself for the shot.

Butler's fadeaway jumper with 2.8 seconds left allowed MU to claim a 70-68 victory over No. 19/19 UConn on Jan. 30. He finished with a game-high 21 points and also chipped in seven rebounds in 37 minutes of action.

The victory was the first on the road for the Golden Eagles against a top-25 opponent since they defeated Pittsburgh 77-74 in overtime in 2006-07.

Value Of Every Possession Clear In Team Results

Head coach Buzz Williams stresses the importance of every possession in a game and the team's results in 2009-10 do nothing but validate that focus.

Of the team's 27 games, 11 (41.0 percent) have been decided by four-or-fewer points, including a pair of overtime contests. MU's margin of defeat tops out at nine points (L, 62-53 @ Wisconsin) and on five occasions the final score has been separated by just a single possession. Four of those games have come in BIG EAST Conference play.

Through games of Feb. 25, only George Mason and William & Mary (13 games) have played in games decided by four-or-less points on more occasions than Marquette (11 - group also includes Austin Peay, Detroit, South Alabama, St. Francis, UT-Arlington and Troy).

Marquette is one of just seven teams (Kansas, Kentucky, Purdue, Baylor, Dayton, Northern Iowa) in the nation to have not suffered a double-digit setback this year.

13-Point Production By Fulce Is Lucky For MU

Junior forward Joe Fulce has collected several important offensive performances in his brief career and the Feb. 21 effort in the win over Cincinnati was another example.

The Plano, Texas, native netted a career-high 13 points for the third time in his career, knocking down 6-of-8 shots from the field in just 15 minutes of action.

UC's bench corps of four players outscored Marquette 45-13, with Fulce accounting for all of his team's offensive production from the three reserves to see court time.

Butler Making Bid For Most Improved Honor

Junior Jimmy Butler has established himself as one of the top performers in the BIG EAST Conference this season, thanks to an across-the-board improvement from 2008-09.

The Tomball, Texas, native is chipping in 15.6 points and 6.7 rebounds per game and knocking down 54.4 percent of his field goal attempts overall and 53.8 percent from behind the 3-point line. He ranks among the league leaders in four categories (points per game, rebounds per game, field goal percentage and free throw percentage). Butler has started each of the squad's 27 outings and is seeing a team-high 33.9 minutes per contest.

Last season, his first at MU, Butler saw action in all 35 games off the bench and contributed 5.6 points and 3.9 rebounds per game. He shot 51.4 percent from the floor, but finished the campaign without a 3-point field goal.

Butler's scoring increase of 9.96 points per game through contests of Feb. 25 ranks 13th in the nation (courtesy of Stats, Inc.) and second among BIG EAST Conference performers. Elliot Williams of Memphis tops the list, pouring in nearly 15 more points per game in 2009-10 than he did last year.

	Year-To-Year	
	08-09	09-10
PPG	5.6	15.6
RPG	3.9	6.7
FG Pct.	51.4	54.4
3-pt Pct.	--	53.8



INJURY REPORT

Player (Injury)	Status
Chris Otule (foot)	Out
Youssoupha Mbao (knee)	Out

STAT COMPARISON

	MU	SHU
Overall Record:	18-9	16-10
Scoring Offense:	74.1	79.6
Scoring Defense:	63.4	73.7
3-PT FG Percentage:	41.1	34.0
FT Percentage:	73.9	66.3

INDIVIDUAL LEADERS

SCORING

MU	SHU
Hayward ... 18.2	Hazell21.5
Butler..... 15.6	Pope11.0

REBOUNDING

MU	SHU
Hayward 8.1	Pope11.0
Butler..... 6.7	Robinson5.5

FIELD GOAL PERCENTAGE

MU	SHU
Butler54.4	Garcia57.4
Fulce50.0	Robinson ...53.1

FREE THROW PERCENTAGE

MU	SHU
Hayward ...83.5	Mitchell84.7
Butler77.8	Harvey79.4

CAREER GAMES PLAYED

	Career Games	Career Starts	Consec. Games	Consec. Starts
Acker	95	22	34	11
Butler	62	27	62	27
Buycks	27	11	27	--
Cadougan	5	--	2	--
Cubillan	126	28	34	27
Frozena	26	--	--	--
Fulce	38	13	27	--
Hayward	131	111	131	95
Johnson-Odom	27	15	27	8
Mbao	10	--	--	--
Otule	12	1	--	--
Williams	15	--	--	--

PROBABLE STARTERS

Marquette

NAME	POS.	PPG.	RPG.	APG.	FG%	FT%
David Cubillan	G	5.9	1.6	2.8	.443	.769
Maurice Acker	G	8.2	1.8	3.6	.443	.730
Darius Johnson-Odom	G	12.5	2.4	2.2	.446	.634
Lazar Hayward	F	18.2	8.1	1.5	.428	.835
Jimmy Butler	F	15.6	6.7	1.8	.544	.778

Seton Hall

NAME	POS.	PPG.	RPG.	APG.	FG%	FT%
Jordan Theodore	G	8.0	2.3	3.4	.419	.721
Eugene Harvey	G	8.2	2.2	4.7	.511	.794
Jeremy Hazell	G	21.5	3.2	1.6	.431	.738
Herb Pope	F	11.0	11.0	2.5	.452	.433
Jeff Robinson	F	10.8	5.5	0.4	.531	.735

Hayward Now In A Wolfpack Of One

Earlier this season, senior forward Lazar Hayward joined an exclusive group at Marquette of just three players (Don Kojis, Bo Ellis) to collect over 1,500 points and 800 rebounds.

With his 22-point effort against St. John's, Hayward now owns 1,735 career points and is the lone player in program history to have reached that point total and to also have grabbed over 800 boards.

The Buffalo, N.Y., native is one of just six active players in NCAA Division I to have reached those marks. Luke Harangody (Notre Dame), Jonathan Rodriguez (Campbell), Tasmin Mitchell (LSU), Damion James (Texas) and Marqus Blakely (Vermont) are also in that group (courtesy Stats, Inc.) through games of Feb. 25.

Hayward is currently ranked fourth at Marquette all-time in scoring.

Defensive Stats Hard To Figure Out

In all games, Marquette ranks second in the BIG EAST in scoring defense (63.4 points per game) and tops the league in conference only games in that category (65.7 points per game).

The squad's field goal percentage defense, however, ranks among the bottom of the 16-team league. Through 27 contests, MU's opponents are shooting 44.3 percent (15th) from the floor and in conference action that number jumps to 46.3 percent (14th).

Marquette's opponents are taking advantage of the team's lack of size inside. The Golden Eagles are holding enemy shooters to convert at a 30.9 percent clip (1st in BIG EAST) from behind the line, but allowing opponents to knock down 49.7 percent of their two-point opportunities.

The loss to Pittsburgh is a perfect example of that trend. The Panthers shot just 4-of-14 (26.3 percent) from distance, but jumped to 67.9 percent (19-of-28) inside the 3-point line.

STATISTICAL COMPARISON

Team	G	FG	FGA	PCT	3PT	3PA	PCT	FT	FTA	PCT	REB	AVG	PF-DQ	A	TO	BS	ST	PTS	AVG
Seton Hall	26	760	1704	.446	177	520	.340	372	561	.663	1007	38.7	485-13	398	279	136	205	2069	79.6
Marquette	27	696	1535	.453	215	523	.411	393	532	.739	893	33.1	469-7	416	280	58	216	2000	74.1



MARQUETTE IN THE BIG EAST STATS

through games of 2/26

Team

SCORING OFFENSE:	.8th (74.1)
SCORING DEFENSE:	.2nd (63.4)
FT PERCENTAGE:	.2nd (73.9)
FG PERCENTAGE:	.6th (45.3)
ASSISTS:	.6th (15.4)
STEALS:	.4th (8.0)
BLOCKED SHOTS:	.16th (2.2)
FG PCT. DEFENSE:	.15th (44.3)
OFFENSIVE REBOUNDS:	.15th (11.3)
DEFENSIVE REBOUNDS:	.15th (21.8)
3-PT FG's MADE:	.3rd (199)

Individual

SCORING

Lazar Hayward	.7th (18.2 ppg.)
Jimmy Butler	.17th (15.6 ppg.)

FIELD GOAL PERCENTAGE

Jimmy Butler	.9th (.544)
--------------	-------------

3-POINT FIELD GOAL PERCENTAGE

Darius Johnson-Odom	.2nd (.484)
Maurice Acker	.4th (.475)

REBOUNDING

Lazar Hayward	.7th (8.1 rpg.)
Jimmy Butler	.17th (6.7 rpg.)

MU IN THE NCAA STATS

through games of 2/26

3-PT FIELD GOAL PERCENTAGE

Team	.5th (.411)
------	-------------

ASSIST-TURNOVER RATIO

Team	.6th (1.49)
------	-------------

TURNOVERS PER GAME

Team	.7th (10.4 tpg.)
------	------------------

TURNOVER MARGIN

Team	.8th (4.4)
------	------------

ASSIST-TO-TURNOVER RATIO

Maurice Acker	.2nd (3.27)
---------------	-------------

2009-10 MARQUETTE ROSTER

NO.	NAME	POS.	HT.	WT.	CL.	HOMETOWN
1	Darius Johnson-Odom	G	6-2	200	So.	Raleigh, N.C.
2	Maurice Acker	G	5-8	165	Sr.	Hazel Crest, Ill.
5	Junior Cadougan	G	6-1	205	Fr.	Toronto, Ontario
10	David Cubillan	G	6-0	175	Sr.	Maracaibo, Venezuela
12	Erik Williams	F	6-7	200	Fr.	Houston, Texas
21	Joseph Fulce	F	6-7	205	Jr.	Plano, Texas
23	Dwight Buycks	G	6-3	190	Jr.	Milwaukee, Wis.
32	Lazar Hayward	F	6-6	225	Sr.	Buffalo, N.Y.
33	Jimmy Butler	G/F	6-6	215	Jr.	Tomball, Texas
42	Chris Otule #	C	6-10	260	So.	Richmond, Texas
45	Robert Frozena *	G	6-1	190	Jr.	Sherwood, Wis.
55	Youssoupha Mbao	C	7-2	215	Fr.	Dakar, Senegal

* = walk-on # = out for season

Head Coach: Buzz Williams (Oklahoma City, 1994)

Assistant Coaches: Tony Benford (Texas Tech, 1992), Aki Collins (Clark Atlanta, 1997)
Scott Monarch (Mississippi Valley St., 1986)

Dir. of Basketball Operations: Bart Lundy (Winthrop, 1995)

Coor. of Basketball Operations: Brad Autry (NW Oklahoma St., 1991)

Basketball Technology Assistant: Jake Nelp (Colorado St., 2001)

MU Fourth In Nation In 3-Point Shooting Percentage

Featuring an offensive attack that is averaging a league-best 8.6 treys made per game in conference outings, Marquette is currently ranked fifth in the nation in 3-point field goal percentage (.411).

Through games of Feb. 25, Marquette has knocked down 215-of-523 from behind the line, behind Utah State's top-ranked mark of 42.3 percent (202-of-477), Cornell (.421), Brigham Young (.419) and Notre Dame (.415).

Sophomore guard Darius Johnson-Odom leads the way with 61 treys, but a total of six players have drained at least 10 3-pointers on the year.

3-pt FG Pct.

Team	3-pt. PCT
Utah State	.423
Cornell	.421
BYU	.419
Notre Dame	.415
Marquette	.411

courtesy Stats, Inc.

Acker, MU Sharing As A Group In 2009-10

The Golden Eagles currently rank second in the BIG EAST and sixth in the nation in assist-to-turnover ratio (1.49) through games of Feb. 25 (courtesy of Stats, Inc.) thanks to a collective team effort.

Six of the players on the roster have at least 41 assists through 27 games, led by senior guard Maurice Acker's 98 helpers. Senior guard David Cubillan is second on the team with 75 assists. Of the seven active players seeing at least 10 minutes of action per night, only one (Lazar Hayward) has more turnovers than assists in 2009-10.

Acker ranks second in the nation individually with an assist-to-turnover ratio of 3.27 (98 assists, 30 turnovers). In an average of 27.1 minutes per night, the Hazel Crest, Ill., native has already finished a game without a miscue on eight occasions in 2009-10. Acker's ratio improves to a league-best 4.92 (59-to-12) in conference games.

Marquette is also ranked seventh in the nation in turnovers per game (10.4 tpg.) and eighth in turnover margin (4.4).



Associated Press Top 25

1. Kansas (61) 26-1	1,621
2. Kentucky (4) 26-1	1,559
3. Purdue 23-3	1,470
4. Syracuse 25-2	1,455
5. Duke 23-4	1,323
6. Kansas State 22-4	1,302
7. Villanova 22-4	1,189
8. West Virginia 21-5	1,183
9. Ohio State 21-7	1,097
10. New Mexico 25-3	997
11. Georgetown 18-7	846
12. Pittsburgh 21-6	806
13. Brigham Young 25-3	795
14. Michigan State 21-7	794
15. Butler 25-4	673
16. Vanderbilt 20-6	599
17. Wisconsin 20-7	528
18. Gonzaga 22-5	506
19. Tennessee 20-6	480
20. Temple 22-5	452
21. Texas 21-6	445
22. Texas A&M 19-7	225
23. Richmond 22-6	202
24. Baylor 20-6	147
25. Northern Iowa 24-3	128

Others Receiving Votes

UTEP 86, Virginia Tech 76, Maryland 57, Missouri 17, Illinois 14, Xavier 13, **Marquette** 11, Louisville 9, Mississippi State 5, Oklahoma State 4, Utah State 4, Wake Forest 2, Murray State 2, Cornell 2, Clemson 1.

ESPN/USA Today Top 25

1. Kansas (30) 26-1	774
2. Kentucky (1) 26-1	745
3. Purdue 23-3	697
4. Syracuse 25-2	682
5. Duke 23-4	654
6. Kansas State 22-4	613
7. West Virginia 21-5	571
8. Villanova 22-4	556
9. Ohio State 21-7	461
10. Butler 25-4	446
11. Brigham Young 25-3	430
12. New Mexico 25-3	413
13. Georgetown 18-7	392
14. Michigan State 21-7	373
15. Gonzaga 22-5	322
16. Pittsburgh 21-6	319
17. Tennessee 20-6	294
18. Temple 22-5	232
19. Wisconsin 20-7	216
20. Vanderbilt 20-6	212
21. Texas 21-6	177
22. Northern Iowa 24-3	119
23. Texas A&M 19-7	88
24. Richmond 22-6	76
25. UTEP 20-5	37

Others Receiving Votes

Baylor 33, Virginia Tech 33, Maryland 31, Utah State 18, Cornell 17, Xavier 14, Clemson 11, UNLV 8, Missouri 7, Georgia Tech 2, Murray State 1, Saint Mary's 1.

HOW MU'S OPPONENTS HAVE FARED

OPPONENT (DATE)	W	L	LAST GAME	NEXT GAME
Centenary (11/13)	8	19	L, 76-56 @ UMKC	2/27 @ Southern Utah
Maryland Eastern Shore (11/17)	9	19	L, 65-61 vs. Morgan St.	2/27 @ Howard
Grambling (11/21)	6	15	L, 84-79 vs. Jackson St.	2/27 vs. UAPB
South Dakota (11/24)	16	9	W, 68-58 @ NJIT	2/27 @ Chicago St.
Xavier (11/26)	20	7	W, 73-71 @ Saint Louis	2/28 vs. Richmond
Michigan (11/27)	13	14	L, 51-44 vs. Illinois	2/27 @ Ohio St.
Florida St. (11/29)	19	6	W, 77-67 @ N. Carolina	2/28 vs. Clemson
NC St. (12/5)	15	13	W, 68-54 @ Wake Forest	2/27 @ Miami
Milwaukee (12/8)	17	13	W, 63-61 @ Loyola	2/27 @ UIC
Wisconsin (12/12)	21	7	W, 78-46 @ Indiana	3/3 vs. Iowa
North Florida (12/19)	13	16	L, 61-46 vs. ETSU	2/27 vs. Campbell
Presbyterian (12/27)	5	25	L, 75-58 @ Radford	2/27 @ High Point
West Virginia (12/29)	21	6	L, 73-62 @ UConn	2/27 vs. Cincinnati
Villanova (1/2, 1/9)	23	4	W, 74-49 vs. USF	2/27 @ Syracuse
Georgetown (1/6)	19	7	W, 70-60 @ Louisville	2/27 vs. Notre Dame
Providence (1/17, 2/6)	12	15	L, 99-85 vs. Syracuse	2/27 @ USF
DePaul (1/20, 2/3)	8	19	L, 74-69 @ Cincinnati	2/27 @ Rutgers
Syracuse (1/23)	26	2	W, 99-85 @ Providence	2/27 vs. Villanova
Rutgers (1/26)	14	14	L, 76-70 @ Seton Hall	2/27 vs. DePaul
Connecticut (1/30)	17	11	W, 73-62 West Virginia	2/28 vs. Louisville
USF (2/13)	16	11	L, 74-49 @ Villanova	2/27 vs. Providence
Pittsburgh (2/18)	21	7	L, 68-53 @ Notre Dame	2/27 @ St. John's
Cincinnati (2/21)	16	11	W, 74-69 vs. DePaul	2/27 @ West Virginia
St. John's (2/24)	15	12	L, 63-61 vs. MU	2/27 vs. Pittsburgh
Seton Hall (2/28)	16	10	W, 76-70 vs. Rutgers	2/28 vs. MU
Louisville (3/2)	18	10	L, 70-60 vs. Georgetown	2/28 @ UConn
Notre Dame (3/6)	18	10	W, 68-53 vs. Pittsburgh	2/27 @ Georgetown

Charity Stripe Key In Victory Over DePaul

On a night when MU shot just 38 percent (19-of-50) as a team from the field, the squad was able to utilize the free throw line in the team's 80-69 victory over DePaul on Feb. 3.

MU, which ranks second in the BIG EAST and 29th in the nation in free throw percentage (.739), finished the game 36-of-44 (81.8 percent) from the line. Junior forward Jimmy Butler led the way with a 14-of-16 effort from the charity stripe. Six of the nine players to see action made at least one attempt.

Marquette's 36 free throws were the most since knocking down 35-of-50 in a victory over Savannah State on Nov. 21, 2003. The 50 attempts in that contest set a school record and MU's 44 shots versus DePaul were the most by the team since that game.

MU Values The Ball In Road Victory Over UConn

MU maximized its offensive opportunities in the victory over UConn on Jan. 30, turning the ball over a season-low three times against the Huskies in a narrow 70-68 victory.

The three miscues marked the lowest single-game total since turning it over on just three occasions in a 71-64 victory at Notre Dame last season. While each player to see action contributed to the minimal total, senior guards David Cubillan and Maurice Acker combined for 71 minutes of error-free court time. The duo also dished out 11 of the squad's 14 assists on the day.

Prior to the Notre Dame contest in 2008-09, the last time MU finished with less than three turnovers came in a 90-70 win over Butler on March 3, 1990. Former MU standout Tony Smith had 43 points in that contest.



The "Inside Marquette Basketball with Buzz Williams" television program is on Sports32 this season, debuting Nov. 11. The show will air on Tuesdays at 5 p.m. and 10:30 p.m.

The 30-minute program is hosted by Dennis Krause and features behind-the-scenes access to the Marquette men's basketball program.

"The Marquette Basketball Hour with Buzz Williams" radio program airs from 6-7 p.m. CT Monday nights on ESPN Radio 540 AM.



Steve "The Homer" True, the voice of the Golden Eagles, hosts the hour-long broadcast from The Annex and 540 ESPN's studio. Head coach Buzz Williams, players, members of the coaching staff and special guests are featured.

RESULT BREAKDOWN

Record	Overall	BE
Home:	12-3	5-2
Away:	4-5	4-4
Neutral:	2-1	--
TOTALS	18-9	9-6

Record By Month	Overall	BE
November:	6-1	--
December:	3-3	0-1
January:	4-4	4-4
February:	5-1	5-1
March:	--	--
TOTALS	18-9	9-6

Record By Starting Lineup	
Cubillan, Buycks, Fulce	4-3
Hayward, Butler	
Cubillan, Buycks, Otule	1-0
Hayward, Butler	
Cubillan, Johnson-Odom, Fulce	2-0
Hayward, Butler	
Cubillan, Johnson-Odom, Buycks	1-2
Hayward, Butler	
Cubillan, Acker, Fulce	2-2
Hayward, Butler	
Cubillan, Johnson-Odom, Acker	8-2
Hayward, Butler	

Is Key To Victory Field Goal Percentage?

Head coach Buzz Williams has stressed defense since he took over the reigns of the program and that focus, along with offensive efficiency, has played a key role in the team's success during his tenure.

Dating back to the start of last season, the Golden Eagles are 30-0 when finishing the game with a field goal percentage even-or-better than their opponents. That includes a 13-0 mark in 2009-10.

Since 2008-09, MU has finished 50 percent-or-better from the field on 19 occasions and owns an 18-1 record (lone loss came at Villanova, 102-84) in those outings.

Hayward Continues Climb Up All-Time Scoring List

Senior Lazar Hayward continues to collect double-digit scoring performances (26 straight) and as a result his climb up the school's all-time scoring list continues.

Hayward now owns 1,725 career points, good enough for fourth on the career list. The Buffalo, N.Y., native's move up the rankings now takes aim at former teammate Dominic James, who owns the third position (1,749).

Hayward joins former teammates Jerel McNeal (1st, 1,985), Dominic James (3rd, 1,749) and Matthews (9th, 1,673) in the top-10.

Top Scorers		
1.	1985	Jerel McNeal 2005-09
2.	1773	George Thompson 1966-69
3.	1749	Dominic James 2005-09
4.	1735	Butch Lee 1974-78
	1735	LAZAR HAYWARD 2006-10
6.	1691	Travis Diener 2001-05
7.	1690	Brian Wardle 1997-01
8.	1688	Tony Smith 1986-90
9.	1673	Wesley Matthews 2005-09
10.	1663	Bo Ellis 1973-77

Acker Finishes Perfect From 3-Point Land

Entering this season, on only five occasions had a MU player made at least five 3-pointers in a game without missing an attempt.

Following senior Maurice Acker's 6-of-6 effort from distance in the win over Providence on Jan. 17, the Golden Eagles have now accomplished that feat twice in 2009-10. Classmate David Cubillan drained all six of his treys earlier this month in the victory over Georgetown.

Acker finished with a collegiate-best 23 points, finishing 8-of-9 from the field overall. He also chipped in two assists, a rebound and one steal. His point total marked a personal-best at MU. Acker did collect 23 points as a freshman at Ball State in 2005-06 in a contest at Kent State. The Hazel Crest, Ill., native claimed Mid-American Conference Freshman of the Year accolades that year.

Golden Eagles Claim 10th BIG EAST Win, Again

MU claimed the team's 10th league victory of 2008-09 with a 73-59 decision over St. John's, reaching the 10-win mark for the fourth-straight year.

Marquette finished with 12 league victories, which marked the highest total since the program joined the BIG EAST.

Of the 16 teams in the BIG EAST since 2005-06, only MU and Pittsburgh have captured at least 10 victories in each of the the last four campaigns.

LED MARQUETTE IN ...	
SCORING:	Hayward 13
.	Butler 10
.	Johnson-Odom 4
.	Cubillan 1
.	Acker 1
REBOUNDING:	Hayward 15
.	Butler 10
.	Buycks 3
.	Fulce 1
.	Johnson-Odom 2
ASSISTS:	Acker 13
.	Cubillan 8
.	Buycks 5
.	Butler 3
.	Johnson-Odom 3
.	Hayward 1
STEALS:	Hayward 9
.	Buycks 9
.	Butler 5
.	Acker 4
.	Fulce 4
.	Cubillan 3
.	Johnson-Odom 2
.	Acker 1



Buzz Williams

**Head Coach | Second Season
Oklahoma City, 1994**

25 victories. 12 BIG EAST Conference wins. 2 all-league players. 1 NCAA Championship appearance and victory. 1 nationally ranked recruiting class.

Each of the impressive accomplishments listed above, as well as numerous others, were recorded during head coach Buzz Williams' first season leading the Marquette University men's basketball program.

The Golden Eagles' performance in 2008-09 mirrored that of a program firmly established in the tenure of a successful head coach, not that of a team under the direction of a first-year mentor.

Williams directed MU to a 25-10 overall record last season, which included a school-record 12 BIG EAST victories. The Golden Eagles advanced to the second round of the NCAA Championship and were ranked among the nation's top-25 teams the entire campaign. A pair of players, Jerel McNeal and Wesley Matthews, claimed all-league accolades and McNeal also claimed All-America honors.

Off the court, Williams and his staff assembled a consensus top-25 recruiting class, a group rated as high as No. 1 in the country by HoopScoopOnline.com. The program's community service efforts have also reached new heights under Williams, highlighted by "Buzz's Bunch." This group, founded by Williams, focuses on providing opportunities for special needs children to attend games and summer camps. The Golden Eagles have also continued and strengthened their long-standing relationships with Children's Hospital as well as Special Olympics.

In 2007-08, Williams served as an assistant coach with the Golden Eagles in his first season at Marquette. MU concluded the year 25-10 and advanced to the second round of the NCAA Tournament for the first time since 2003.

His coaching career has included stints as an assistant, associate head and head coach. He has nearly 15 years of experience at the NCAA Division I level. Williams has recruited and coached over 20 players who have earned all-conference accolades, including one league player of the year, two conference freshmen of the year and an Associated Press All-American (McNeal).

Williams arrived in Milwaukee after serving for one season as the head coach at the University of New Orleans. He guided the Privateers to a 14-win campaign in 2006-07 and his roster featured Bo McCalebb, the Sun Belt Conference Player of the Year. UNO claimed fourth place in the Sun Belt's Western Division and advanced to the league tournament quarterfinals. The squad claimed as many victories on the road that season as it had in the previous three seasons combined. His recruiting class for the 2007-08 season was ranked in the top 50 nationally by HoopScoopOnline.com.

Prior to UNO, Williams served as an assistant coach and recruiting coordinator at Texas A&M for two seasons (2004-05/2005-06) under head coach Billy Gillispie. Both of his recruiting classes with the Aggies were ranked among the best in the nation and featured some of the top-ranked talent at the prep level. The squad made its first NCAA Tournament appearance in 25 years in 2005-06 and the previous team posted the top turnaround in the nation, improving its win total in 2004-05 by 14 games.

Williams spent four seasons (2000-01/2003-04) at Colorado State, serving as an assistant the first three seasons before being promoted to associate head coach in 2003-04. Two of his recruiting classes were ranked among the 40-best in the nation, including the 2003 group, which was tabbed No. 1 in the Mountain West Conference.

Colorado State made its first NCAA Tournament appearance in 13 years during his tenure and he was named one of the top assistants in the country by HoopScoopOnline.com. Williams was previously an assistant at Northwestern State (1999-2000), Texas A&M-Kingsville (1998-99) and UT-Arlington (1994-98).

Williams signed the highest-rated recruiting class in the history of the Southland Conference while at Northwestern State. The Demons advanced to their first ever NCAA Tournament the following season and two of his recruited players were named all-conference, while one was tabbed Southland Conference Tournament MVP.

His accomplishments at Texas A&M-Kingsville include signing the 1998-99 Lone Star Conference Freshman of the Year and a third team All-America guard.

At Texas-Arlington, Williams recruited a Southland Conference Freshman of the Year and signed the first Academic All-American in the school's history. Williams was a student assistant

Williams' Career Record

UALR.....	2-1	North Florida.....	1-0
Arkansas St.....	0-2	NC St.....	1-1
Centenary.....	1-0	North Texas.....	2-0
Central Michigan.....	1-0	Northern Iowa.....	1-0
Chicago St.....	1-0	Northwestern St.....	0-1
Cincinnati.....	2-0	Notre Dame.....	1-0
Connecticut.....	1-1	Pittsburgh.....	0-2
Dayton.....	0-1	Presbyterian.....	2-0
Denver.....	2-0	Providence.....	3-0
DePaul.....	3-1	Rutgers.....	2-0
Florida Atlantic.....	0-2	St. John's.....	3-0
Florida International.....	1-0	Seton Hall.....	1-0
Florida St.....	0-2	South Alabama.....	0-1
Georgetown.....	3-0	South Dakota.....	1-0
Grambling St.....	1-0	USF.....	1-1
Hampton.....	0-1	Syracuse.....	0-2
Houston Baptist.....	1-0	Tennessee.....	0-1
IPFW.....	1-0	Texas Southern.....	1-0
Jacksonville St.....	1-0	UT-Tyler.....	1-0
Lamar.....	1-0	Troy.....	1-0
UL-Lafayette.....	1-1	Tulane.....	1-1
UL-Monroe.....	1-1	Utah St.....	1-0
Louisville.....	0-1	Vermont.....	0-1
Maryland Eastern Shore.....	1-0	Villanova.....	1-4
Michigan.....	1-0	West Virginia.....	1-1
Middle Tennessee St.....	0-1	Western Carolina.....	1-0
Milwaukee.....	2-0	Western Kentucky.....	0-1
Mississippi.....	0-1	Wisconsin.....	1-1
Mississippi St.....	0-1	Xavier.....	1-0
Missouri.....	0-1	TOTALS.....	57-36

coach from 1992-94 at Oklahoma City University where he assisted the team to the 1994 NAIA championship after it advanced to the Sweet 16 the previous year.

Williams served as a student assistant from 1990-92 at Navarro College (Corsicana, Texas) where the team won consecutive conference titles while sporting a 45-17 record during his tenure. He began his undergraduate career under mentor Lewis Orr, who was inducted into the National Junior College Athletic Association Hall of Fame in 2009 after a 37-year career at the junior college level.

The Van Alstyne, Texas, native earned a bachelor's degree in kinesiology from Oklahoma City University in 1994 before completing his master's work at Texas A&M-Kingsville in 1999.

Williams is married to the former Corey Norman and the couple has two daughters, Zera (7) and Addyson (1), and two sons, Calvin (6) and Mason (3).

Coaching Career

2008-09	Head Coach	Marquette	NCAA Second Round
2007-08	Assistant Coach	Marquette	NCAA Second Round
2006-07	Head Coach	New Orleans	
2004-05/2005-06	Assistant Coach	Texas A&M	NCAA Second Round (2005-06) NIT Third Round (2004-05)
2003-04	Associate Head Coach	Colorado State	
2000-01/2002-03	Assistant Coach	Colorado State	NCAA First Round (2002-03)
1999-00	Assistant Coach	Northwestern State	
1998-99	Assistant Coach	Texas A&M-Kingsville	
1994-95/1997-98	Assistant Coach	Texas-Arlington	
1992-93/1993-94	Student Assistant Coach	Oklahoma City Univ.	
1990-91/1991-92	Student Assistant Coach	Navarro College	


Williams File

Birth Date:	September 1, 1972
Hometown:	Van Alstyne, Texas
Family:	Corey (wife) and children Zera (7), Calvin (6), Mason (3) and Addyson (1)
Education:	Texas A&M-Kingsville, 1999 (Master's in Kinesiology) Oklahoma City Univ., 1994 (Bachelor's in Kinesiology)

Marquette Game Notes



dariusjohnson-odom



So. | 6-2 | 200 | Guard
Raleigh, NC
Wakefield HS/Hutchinson CC

mauriceacker




Sr. | 5-8 | 165 | Guard
Hazel Crest, IL
Hillcrest HS/Ball State

juniorcadougan




Fr. | 6-1 | 205 | Guard
Toronto, Canada
Christian Life Center Academy

davidcubillan



Sr. | 6-0 | 175 | Guard
Maracaibo, Venezuela
St. Benedict's Prep

erikwilliams



Fr. | 6-7 | 200 | Forward
Houston, TX
Cypress Springs HS

josephfulce



Jr. | 6-7 | 205 | Forward
Plano, TX
Plano HS/Tyler JC

dwightbuycks




Jr. | 6-3 | 190 | Guard
Milwaukee, WI
Bay View HS/Indian Hills JC

lazarhayward



Sr. | 6-6 | 225 | Forward
Buffalo, NY
Notre Dame Prep

jimmybutler



Jr. | 6-6 | 215 | Guard
Tomball, TX
Tomball HS/Tyler JC

chrisotule




So. | 6-10 | 260 | Center
Richmond, TX
Ft. Bend Bush HS

robertfrozena



Jr. | 6-1 | 190 | Guard
Sherwood, WI
St. Mary Central HS

youssouphambao



Fr. | 7-2 | 215 | Center
Dakar, Senegal
Stoneridge Prep

buzzwilliams



Head Coach
Second Year at Marquette
Oklahoma City, 1994

Pronunciation Guide

Dwight Buycks	bikes
Junior Cadougan	cah-do-gan
David Cubillan	dah-veed coo-bee-yahn
Lazar Hayward	lah-zahr
Joseph Fulce	fuhlse
Youssooupha Mbao	you-sof-a m-bow
Chris Otule	oh-tool-ay

Marquette Game Notes



Page 9

MSOE 47, Marquette 106 (Exhibition)												
Nov. 7, 2009						Milwaukee, Wis.						
MSOE	min	fg-a	3fg-a	ft-a	reb	ast	to	bk	st	pf	pts	
Luke Larson	14	1-5	0-1	0-0	1	1	5	0	2	2	2	2
Austin Meier	28	1-4	0-1	0-0	1	4	3	0	1	2	2	2
Jeremy Orr	21	3-6	1-2	0-0	8	0	2	0	0	4	7	7
Austin Keams	17	0-1	0-1	0-0	0	0	1	0	0	1	0	0
Bennett Deacon	19	2-5	1-3	0-0	1	1	3	0	0	0	5	5
Alex Ahola	9	0-4	0-4	0-0	0	0	1	0	1	0	0	0
Joe Cap	2	0-1	0-1	0-0	0	0	0	0	0	0	0	0
Rob Linzmeier	19	4-7	3-5	0-0	1	2	2	0	1	0	11	11
Tyler Morgan	20	2-2	2-2	4-4	0	4	5	0	1	2	10	10
Imani Graham	19	1-3	0-1	3-4	3	1	2	0	0	4	5	5
Mike Ricciardi	13	1-4	1-3	0-0	2	0	0	0	0	1	3	3
Bob Wilson	12	0-4	0-0	2-2	2	0	0	0	0	1	2	2
Eric Bohrer	7	0-1	0-0	0-2	2	0	0	1	0	2	0	0
Team					1							
Totals	15-47	8-24	9-12	20	13	25	1	6	19	47		
MARQUETTE	min	fg-a	3fg-a	ft-a	reb	ast	to	bk	st	pf	pts	
Joseph Fulce	17	2-5	0-0	2-2	6	5	1	0	0	1	6	6
Lazar Hayward	17	8-10	4-5	4-4	2	2	2	0	3	4	24	24
Jimmy Butler	19	3-6	1-1	7-8	10	0	0	1	2	0	14	14
Maurice Acker	28	1-7	0-3	1-2	4	2	2	0	0	0	3	3
David Cubillan	24	5-7	2-3	0-0	4	9	0	0	4	1	12	12
Darius Johnson-Odom	12	2-4	1-2	0-0	3	0	0	1	1	5	5	5
Erik Williams	8	2-4	0-0	0-0	2	0	1	1	0	2	4	4
Dwight Buycks	23	5-7	1-1	4-4	3	2	0	0	2	0	15	15
Jeronne Maymon	16	2-5	0-0	3-6	7	0	1	0	4	1	7	7
Chris Otule	16	6-8	0-0	2-5	5	0	2	1	0	0	14	14
Robert Frozena	6	1-1	0-0	0-0	1	1	0	0	0	2	2	2
Youssoupha Mbaou	14	0-1	0-0	0-0	1	0	2	0	0	2	0	0
Team					3							
Totals	37-65	9-15	23-31	48	24	11	3	16	14	106		

Halftime: MU 53-25. **Dead Ball Rebounds:** MU 2-1.
Technical: None. **Officials:** John Higgins, Paul Janssen, Lamar Simpson. **Attendance:** 13,821.

Centenary 62, Marquette 85												
Nov. 13, 2009						Milwaukee, Wis.						
CENTENARY	min	fg-a	3fg-a	ft-a	reb	ast	to	bk	st	pf	pts	
Jerrald Bonham	25	3-6	0-0	3-3	4	3	3	1	0	5	9	9
Roman Turner	26	0-5	0-3	4-4	0	3	2	0	1	5	4	4
David Perez	34	8-16	4-10	5-5	1	3	0	2	0	25	25	25
Daman Starring	37	0-8	0-3	5-6	6	3	5	0	2	2	5	5
Maxx Nakwaasah	28	2-5	0-2	0-0	5	0	3	0	2	4	4	4
Leo Davis	7	0-2	0-1	0-0	1	1	1	0	0	1	0	0
Matt Marseille	32	4-8	2-4	1-2	2	2	1	0	0	2	11	11
Travis Sims	11	1-1	1-1	0-0	0	0	0	0	0	0	3	3
David Swartz	9	0-2	0-2	1-2	3	0	1	0	0	5	1	1
Jeron Trotman	1	0-0	0-0	0-0	1	0	0	0	0	0	0	0
Team					3							
Totals	18-53	7-26	19-22	26	15	17	1	7	24	62		
MARQUETTE	min	fg-a	3fg-a	ft-a	reb	ast	to	bk	st	pf	pts	
Joseph Fulce	20	1-4	0-1	3-4	6	1	0	2	2	3	5	5
Lazar Hayward	18	4-10	0-3	1-1	5	2	3	0	0	4	9	9
Jimmy Butler	32	11-16	0-0	5-5	13	2	1	1	1	1	27	27
David Cubillan	28	3-6	0-3	0-2	1	6	1	0	1	1	6	6
Dwight Buycks	29	2-7	1-3	2-2	5	4	1	0	2	2	7	7
Darius Johnson-Odom	23	3-6	2-5	2-2	2	1	2	0	1	3	10	10
Maurice Acker	19	5-9	0-1	1-2	1	4	1	0	1	4	11	11
Erik Williams	2	0-0	0-0	1-2	1	0	0	1	0	1	1	1
Jeronne Maymon	21	3-4	0-0	3-4	5	0	3	0	1	2	9	9
Chris Otule	6	0-1	0-0	0-2	1	0	2	1	0	2	0	0
Robert Frozena	2	0-0	0-0	0-0	0	0	0	0	0	0	0	0
Team					3							
Totals	32-63	3-16	18-26	43	20	14	5	9	23	85		

Halftime: MU 40-29. **Dead Ball Rebounds:** MU 3-2.
Technical: None. **Officials:** Tim Higgins, Mike Roberts, James Breeding. **Attendance:** 14,093.

UMES 60, Marquette 86												
Nov. 17, 2009						Milwaukee, Wis.						
UMES	min	fg-a	3fg-a	ft-a	reb	ast	to	bk	st	pf	pts	
Neal Pitt	30	1-5	0-1	2-2	8	0	1	1	1	3	4	4
Lyvann Obama-Obama	14	0-1	0-0	0-0	0	0	1	0	0	1	0	0
Kevin White	36	2-9	0-3	2-2	0	11	7	0	0	1	6	6
Hillary Haley	32	8-16	2-3	4-4	2	1	4	0	1	2	22	22
Mark Robertson	33	5-9	5-8	0-1	1	1	3	2	2	1	15	15
Jamal Edwards	2	0-0	0-0	0-0	0	0	0	0	0	0	0	0
Sean Berry	16	1-1	0-0	1-3	3	0	1	1	0	2	3	3
Josh Bright	2	0-1	0-1	2-2	0	0	1	0	0	0	2	2
Tim Burns	18	2-4	0-1	0-0	4	0	0	0	0	0	4	4
James Cotton	14	1-2	0-0	0-1	4	1	1	0	0	2	2	2
Tyler Hines	2	0-3	0-0	0-0	2	0	0	0	0	1	0	0
Robert Tucker	1	1-1	0-0	0-0	1	0	0	0	0	1	2	2
Team					4							
Totals	21-52	7-17	11-15	29	14	19	4	4	14	60		
MARQUETTE	min	fg-a	3fg-a	ft-a	reb	ast	to	bk	st	pf	pts	
Joseph Fulce	6	0-0	0-0	0-0	1	0	0	1	0	1	0	0
Lazar Hayward	30	12-20	1-5	3-4	8	2	0	0	2	3	28	28
Jimmy Butler	34	4-5	3-3	2-2	7	3	1	0	2	4	13	13
David Cubillan	33	5-8	2-5	0-0	3	6	1	0	1	1	12	12
Dwight Buycks	25	4-8	2-4	2-3	3	3	3	0	2	1	12	12
Darius Johnson-Odom	12	1-6	1-5	0-0	1	1	1	0	1	1	3	3
Maurice Acker	25	3-8	1-4	1-2	1	4	1	0	3	1	8	8
Jeronne Maymon	22	1-4	0-0	2-4	6	2	1	0	0	2	4	4
Chris Otule	11	3-4	0-0	1-1	3	0	1	3	0	2	6	6
Robert Frozena	2	0-0	0-0	0-0	1	0	0	0	0	1	0	0
Team					2							
Totals	33-63	10-26	10-16	36	21	9	4	11	17	86		

Halftime: MU 40-33. **Dead Ball Rebounds:** 2-2.
Technical: None. **Officials:** John Gaffney, Todd Williams, Gene Steratore. **Attendance:** 13,511.

Grambling St. 41, Marquette 87												
Nov. 21, 2009						Milwaukee, Wis.						
Grambling St.	min	fg-a	3fg-a	ft-a	reb	ast	to	bk	st	pf	pts	
George Akpele	19	2-5	0-0	0-0	4	0	2	2	1	3	4	4
Aricee Perkins	38	6-11	1-3	7-8	8	2	7	0	2	0	20	20
Demarcus Blunt	8	0-3	0-0	0-0	1	0	0	0	1	2	0	0
Tomez Young	28	3-9	1-4	3-4	3	2	1	0	2	3	10	10
Lance Fuertado	26	2-8	0-2	0-0	4	0	2	0	0	4	4	4
Allan Saint-Gelais	1	0-0	0-0	0-0	0	0	0	0	0	0	0	0
Donald Qualls	21	1-5	1-4	0-0	1	1	1	0	1	2	3	3
Terdarin Bryson	16	0-3	0-2	0-0	1	0	3	0	1	0	0	0
Maurice Wilkerson	21	0-0	0-0	0-0	2	0	1	1	0	4	0	0
Kevin Loyd	22	0-4	0-2	0-0	1	0	5	0	1	1	0	0
Team					3							
Totals	14-48	3-17	10-12	28	5	22	4	8	20	41		
MARQUETTE	min	fg-a	3fg-a	ft-a	reb	ast	to	bk	st	pf	pts	
Lazar Hayward	20	5-12	0-2	2-2	5	4	1	0	2	4	12	12
Jimmy Butler	27	4-5	1-2	6-7	2	3	0	0	2	1	15	15
Chris Otule	8	2-3	0-0	1-3	2	0	0	1	0	1	5	5
David Cubillan	30	3-10	1-4	1-1	6	1	3	0	5	1	8	8
Dwight Buycks	29	4-8	2-3	0-1	10	7	3	0	1	1	10	10
Darius Johnson-Odom	16	3-5	3-4	4-4	1	2	1	0	1	1	13	13
Maurice Acker	17	3-6	2-3	1-2	3	4	2	0	1	1	9	9
Erik Williams	12	3-5	0-1	0-0	3	0	0	0	1	1	6	6
Joseph Fulce	21	2-4	0-1	1-2	5	0	2	1	1	0	5	5
Jeronne Maymon	11											

Marquette Game Notes



Page 10

Michigan 65, Marquette 79

Nov. 27, 2009 Orlando, Fla.

Michigan	min	fg-a	3fg-a	ft-a	reb	ast	to	bk	st	pf	pts
Zack Novak	31	1-2	0-1	1-2	5	3	0	0	0	4	3
DeShawn Sims	31	3-10	0-2	2-2	6	0	3	2	3	1	8
Manny Harris	38	9-16	0-4	4-6	8	4	1	0	0	1	22
Darius Morris	28	1-5	0-0	0-0	1	3	2	0	0	4	2
Laval Lucas-Perry	26	4-7	2-4	2-4	2	0	1	0	1	3	12
Stu Douglass	20	2-7	0-5	1-1	0	2	1	0	1	0	5
Eso Akunne	1	0-0	0-0	0-0	0	0	0	0	0	1	0
Anthony Wright	9	1-2	0-1	0-0	1	0	1	0	0	1	2
Matt Vogrich	6	1-1	1-1	0-0	0	1	0	0	0	1	3
Zack Gibson	10	3-5	0-2	2-3	3	1	0	0	0	1	8
Team					1						
Totals	25-55	3-20	12-18	27	14	9	2	5	17	65	

MARQUETTE	min	fg-a	3fg-a	ft-a	reb	ast	to	bk	st	pf	pts
Lazar Hayward	29	7-17	1-6	7-8	9	1	3	0	0	4	22
Jimmy Butler	35	5-9	0-0	7-8	9	2	2	0	2	2	17
Darius Johnson-Odom	35	5-9	2-4	2-3	4	3	2	0	1	2	14
David Cubillan	28	1-2	1-2	0-0	2	0	0	0	0	3	3
Dwight Buycks	28	6-10	0-1	1-1	3	2	2	0	0	5	13
Maurice Acker	29	3-5	2-4	0-1	0	4	0	1	2	1	8
Joseph Fulce	3	0-0	0-0	0-0	0	1	0	0	0	1	0
Jeronne Maymon	13	1-1	0-0	0-0	3	0	1	0	0	2	2
Team					3						
Totals	28-53	6-17	17-21	33	15	10	1	5	20	79	

Halftime: MU 44-35. Dead Ball Rebounds: UM 4-0. Technicals: None. Officials: Rick Hartzell, Rick Crawford, John Higgins. Attendance: 3,660.

Florida St. 57, Marquette 56

Nov. 29, 2009 Orlando, Fla.

Florida St.	min	fg-a	3fg-a	ft-a	reb	ast	to	bk	st	pf	pts
Chris Singleton	32	7-13	2-3	2-5	10	3	3	1	4	4	18
Ryan Reid	16	1-2	0-0	0-0	1	1	3	1	0	2	2
Solomon Alabi	22	4-7	0-0	0-0	7	0	3	2	2	1	8
Deividus Dulkyis	23	2-6	0-4	0-0	1	2	1	1	1	4	4
Derwin Kitchen	31	6-13	2-5	0-0	5	1	1	0	1	0	14
Xavier Gibson	11	1-1	0-0	0-1	3	1	2	0	1	1	2
Jordan Demercy	19	2-3	0-0	1-2	6	0	1	0	1	3	5
Luke Louks	22	1-3	0-1	0-0	3	4	2	0	2	2	2
Michael Snaer	24	1-9	0-3	0-0	1	1	3	0	0	0	2
Team					1						
Totals	25-57	4-16	3-8	38	13	19	5	12	17	57	

MARQUETTE	min	fg-a	3fg-a	ft-a	reb	ast	to	bk	st	pf	pts
Lazar Hayward	28	9-22	1-5	2-2	10	0	4	1	4	3	21
Jimmy Butler	34	3-6	0-0	4-12	11	0	3	0	2	1	10
Darius Johnson-Odom	33	6-11	3-6	2-3	1	0	2	0	3	3	17
David Cubillan	27	0-6	0-5	2-2	1	1	1	0	2	1	2
Dwight Buycks	34	2-4	0-1	0-0	4	2	5	0	2	0	4
Maurice Acker	26	1-3	0-1	0-0	1	2	1	0	1	2	2
Joseph Fulce	7	0-0	0-0	0-0	3	0	0	0	0	1	0
Jeronne Maymon	11	0-2	0-0	0-0	2	0	0	0	1	3	0
Youssofha Mbao	1	0-0	0-0	0-0	0	0	0	0	0	0	0
Team					2						
Totals	21-54	4-18	10-19	35	5	16	1	15	14	56	

Halftime: MU 30-18. Dead Ball Rebounds: FSU 2-2. Technicals: None. Officials: Jim Burr, Mike Kitts, Doug Shows. Attendance: 2,225.

NC St. 77, Marquette 73

Dec. 5, 2009 Milwaukee, Wis.

NC St.	min	fg-a	3fg-a	ft-a	reb	ast	to	bk	st	pf	pts
Scott Wood	24	2-5	1-3	0-0	1	2	0	0	5	0	5
Tracy Smith	35	9-14	0-0	1-3	11	3	1	1	1	2	19
Dennis Homer	33	4-8	1-1	4-6	3	2	2	0	2	3	13
Javier Gonzalez	27	5-8	3-5	2-5	1	7	4	0	1	1	15
C.J. Williams	24	3-5	1-1	0-0	3	3	2	0	1	1	7
Richard Howell	7	0-0	0-0	0-0	2	0	1	0	2	0	0
DeShawn Painter	4	0-1	0-0	0-0	2	0	1	1	0	4	0
Farnold Degand	14	3-4	0-0	0-0	0	2	0	0	0	2	6
Josh Davis	16	3-5	0-0	3-6	6	0	1	0	2	1	9
Julius Mays	16	1-6	1-2	0-0	1	3	0	0	0	0	3
Team					3						
Totals	30-56	7-12	10-20	33	22	12	2	14	16	77	

MARQUETTE	min	fg-a	3fg-a	ft-a	reb	ast	to	bk	st	pf	pts
Lazar Hayward	37	6-16	1-4	2-2	6	2	5	0	0	3	15
Jimmy Butler	34	6-14	2-3	5-6	12	1	0	0	2	2	19
Darius Johnson-Odom	34	3-6	3-4	2-4	5	1	3	0	0	5	11
David Cubillan	33	2-6	1-4	0-0	2	5	0	0	1	0	5
Dwight Buycks	30	2-10	0-3	3-4	2	1	5	0	4	4	7
Maurice Acker	18	3-7	2-4	2-2	2	7	2	0	2	4	10
Joseph Fulce	14	3-7	0-0	0-0	7	0	0	0	0	0	6
Team					5						
Totals	25-66	9-22	14-18	41	17	15	0	9	18	73	

Halftime: MU 36-25. Dead Ball Rebounds: NC St. 5-1. Technicals: None. Officials: Jim Burr, Mike Kitts, Sean Hull. Attendance: 15,803.

Milwaukee 51, Marquette 71

Dec. 8, 2009 Milwaukee, Wis.

Milwaukee	min	fg-a	3fg-a	ft-a	reb	ast	to	bk	st	pf	pts
Tony Meier	15	2-4	1-3	0-1	4	0	1	0	0	2	5
James Eays	22	1-4	0-2	0-0	1	1	3	0	0	2	2
Deonte Roberts	12	0-1	0-0	1-2	4	0	4	0	0	1	1
Ricky Franklin	30	2-7	1-5	3-4	1	1	5	0	0	2	8
Jerard Ajami	30	1-3	0-2	0-0	4	2	2	0	0	3	2
Ja'Rob McCallum	19	3-8	2-4	0-0	2	2	1	0	3	3	8
Riley Walker	2	0-0	0-0	0-0	0	0	0	0	0	0	0
Patrick Souter	14	3-5	0-0	0-0	1	0	0	1	0	0	6
Anthony Hill	21	4-8	0-0	2-2	3	3	2	0	1	2	10
Lonnie Boga	17	1-3	0-0	0-0	1	1	1	0	1	2	2
Jason Averkamp	18	2-3	0-0	3-3	5	0	0	0	0	1	7
Team					2						
Totals	19-46	4-16	9-12	28	10	20	1	5	18	51	

MARQUETTE	min	fg-a	3fg-a	ft-a	reb	ast	to	bk	st	pf	pts
Joseph Fulce	15	1-3	0-0	0-0	4	0	2	1	1	1	2
Lazar Hayward	28	4-11	1-5	4-6	4	2	4	0	2	3	13
Jimmy Butler	29	6-6	0-0	7-9	5	2	1	2	2	0	19
Maurice Acker	28	1-5	0-2	6-6	2	1	0	0	4	2	6
David Cubillan	30	2-2	2-2	0-0	1	0	0	0	2	6	6
Darius Johnson-Odom	23	6-9	3-4	0-0	4	3	1	0	2	1	15
Erik Williams	9	0-0	0-0	0-0	2	0	0	0	2	0	0
Dwight Buycks	21	0-6	0-2	0-0	1	5	2	0	2	2	0
Jeronne Maymon	13	4-4	0-0	0-0	1	1	1	0	0	4	8
Youssofha Mbao	4	0-0	0-0	0-0	1	0	0	0	0	1	0
Team					1						
Totals	24-46	6-15	17-21	26	14	12	3	13	17	71	

Halftime: MU 30-19. Dead Ball Rebounds: MU 2-0. Technicals: None. Officials: Jamie Luckie, Todd Williams, Tony Crisp. Attendance: 14,244.

Wisconsin 72, Marquette 63

Dec. 12, 2009 Madison, Wis.

Wisconsin	min	fg-a	3fg-a	ft-a	reb	ast	to	bk	st	pf	pts
Jon Leuer	38	9-14	1-1	5-7	12	1	1	3	1	3	24
Keaton Nankivil	22	0-1	0-0	2-2	3	0	0	0	0	3	2
Trevon Hughes	29	3-11	0-2	7-12	3	2	2	0	1	3	13
Jason Bohannon	34	2-7	1-3	3-4	1	1	2	1	1	1	8
Tim Jarmusz	26	1-1	0-0	3-4	4	0	0	0	1	3	5
Ryan Evans	17	2-6	0-0	0-0	2	0	2	0	2	2	4
Jordan Taylor	31	5-11	0-3	3-4	3	3	0	0	0	3	13
Rob Wilson	3	1-1	1-1	0-0	0	1	0	0	1	0	3
Team					2						
Totals	23-52	3-10	23-33	30	8	7	4	7	18	72	

MARQUETTE	min	fg-a	3fg-a	ft-a	reb	ast	to	bk	st	pf	pts
Joseph Fulce	6	2-3	0-0	0-0	2	0	0	0	0	2	4
Lazar Hayward											

Marquette Game Notes



Page 11

Presbyterian 62, Marquette 102

Dec. 27, 2009 Milwaukee, Wis.

Presbyterian	min	fg-a	3fg-a	ft-a	reb	ast	to	bk	st	pf	pts
Jake Trovli	30	2-8	0-1	2-2	4	0	4	1	0	3	6
Chase Holmes	27	3-7	1-2	5-6	1	1	3	0	1	3	12
Travis Smith	31	3-7	2-5	0-4	3	4	1	0	0	3	8
Khalid Mutakabbir	34	6-8	0-1	2-2	3	3	3	0	0	3	14
Zach Faircloth	39	6-10	3-5	0-0	4	3	1	0	2	2	15
Kevin Jones	8	0-0	0-0	0-0	0	0	2	0	0	0	0
Cam Thoroughman	7	0-0	0-0	0-0	0	0	1	0	0	0	0
Joe Mazzulla	17	1-2	0-0	0-1	3	1	2	0	3	2	2
Darryl Bryant	11	1-3	0-0	0-0	3	4	1	1	0	0	2
Dan Jennings	1	0-0	0-0	0-0	0	0	1	0	0	1	0
Casey Mitchell	11	1-3	1-2	0-0	2	0	1	0	0	0	3
Team											1
Totals	22-46	8-17	10-16	20	11	15	2	3	16	62	

MARQUETTE	min	fg-a	3fg-a	ft-a	reb	ast	to	bk	st	pf	pts
Joseph Fulce	18	3-4	0-0	0-0	5	3	0	0	0	1	6
Lazar Hayward	29	9-15	2-3	3-4	7	1	0	1	3	3	23
Jimmy Butler	28	5-8	0-1	6-7	8	5	0	0	2	0	16
David Cubillan	18	3-3	2-2	2-2	1	3	1	0	0	1	10
Dwight Buycks	28	6-9	1-3	1-1	4	3	1	0	0	0	14
Darius Johnson-Odom	20	6-9	3-3	0-0	1	4	0	0	0	1	15
Maurice Acker	22	5-10	2-5	2-2	0	1	1	0	1	2	14
Erik Williams	15	2-6	0-0	0-1	6	2	0	0	0	2	4
Robert Frozema	7	0-0	0-0	0-0	1	1	1	0	0	1	0
Youssoupha Mbaou	15	0-0	0-0	0-0	1	1	0	1	1	1	0
Team											0
Totals	39-64	10-17	14-17	34	24	4	2	7	12	102	

Halftime: MU 49-28. **Dead Ball Rebounds:** PC 3-1. **Technical:** None. **Officials:** Bernard Clinton, Brent Hampton, Lamar Simpson. **Attendance:** 14,321.

West Virginia 63, Marquette 62

Dec. 29, 2009 Morgantown, W.V.

West Virginia	min	fg-a	3fg-a	ft-a	reb	ast	to	bk	st	pf	pts
Kevin Jones	37	8-13	2-2	0-0	3	1	1	1	0	3	18
Wellington Smith	25	0-6	0-1	0-0	3	0	3	2	1	2	0
John Flowers	13	1-3	0-1	1-1	7	3	4	0	0	2	17
Da'Sean Butler	38	8-13	0-1	1-1	7	3	4	0	0	2	17
Devin Ebanks	40	8-12	1-1	2-2	8	4	1	0	1	1	19
Cam Thoroughman	7	0-0	0-0	0-0	0	1	0	0	1	0	0
Joe Mazzulla	17	1-2	0-0	0-1	3	1	2	0	3	2	2
Darryl Bryant	11	1-3	0-0	0-0	3	4	1	1	0	0	2
Dan Jennings	1	0-0	0-0	0-0	0	0	1	0	0	1	0
Casey Mitchell	11	1-3	1-2	0-0	2	0	1	0	0	0	3
Team											1
Totals	28-56	4-8	3-4	34	16	16	4	6	13	63	

MARQUETTE	min	fg-a	3fg-a	ft-a	reb	ast	to	bk	st	pf	pts
Joseph Fulce	10	0-1	0-0	0-0	0	1	0	0	0	1	0
Lazar Hayward	36	9-20	4-7	2-2	4	0	2	0	2	1	24
Jimmy Butler	37	3-5	1-1	2-3	3	3	1	1	1	2	9
David Cubillan	20	1-3	1-3	0-0	0	0	1	0	1	0	3
Dwight Buycks	37	2-5	0-0	3-4	4	4	0	0	1	3	7
Darius Johnson-Odom	34	5-12	3-4	1-3	6	1	2	1	2	1	14
Maurice Acker	23	2-4	1-1	0-0	3	4	2	0	0	2	5
Youssoupha Mbaou	3	0-0	0-0	0-0	0	0	0	0	0	1	0
Team											2
Totals	22-50	10-16	8-12	22	13	9	2	7	11	62	

Halftime: MU 37-33. **Dead Ball Rebounds:** WVU 2-1. **Technical:** None. **Officials:** Jim Burr, Karl Hess, Wally Rutecki. **Attendance:** 12,872.

Villanova 74, Marquette 72

Jan. 2, 2010 Milwaukee, Wis.

Villanova	min	fg-a	3fg-a	ft-a	reb	ast	to	bk	st	pf	pts
Antonio Pena	26	2-6	0-0	0-1	5	0	3	0	0	1	4
Scottie Reynolds	30	8-12	3-5	4-6	0	1	1	0	0	1	23
Corey Fisher	21	3-7	0-1	0-0	4	4	1	0	1	0	6
Reggie Redding	36	3-11	0-2	5-8	8	3	1	0	0	3	11
Corey Stokes	19	1-5	0-1	0-0	2	1	0	0	1	4	2
Maalik Wayns	26	5-8	0-0	6-7	2	2	0	0	0	3	16
Dominic Cheek	7	1-2	0-0	0-0	2	0	0	0	0	0	2
Maurice Sutton	1	0-0	0-0	0-0	0	0	0	0	0	0	0
Taylor King	20	3-5	0-1	0-0	6	2	1	0	0	4	6
Isaiah Armwood	14	2-3	0-0	0-0	2	0	0	0	0	1	4
Team											2
Totals	28-59	3-10	15-22	33	13	7	0	2	17	74	

MARQUETTE	min	fg-a	3fg-a	ft-a	reb	ast	to	bk	st	pf	pts
Joseph Fulce	9	1-1	0-0	0-0	4	0	1	0	1	12	2
Lazar Hayward	37	5-10	2-7	5-6	14	3	1	1	1	4	17
Jimmy Butler	39	5-12	1-3	8-9	7	2	1	0	0	3	19
David Cubillan	36	4-7	2-5	0-0	0	1	0	0	0	3	10
Dwight Buycks	36	5-14	1-4	4-4	1	2	3	0	2	4	15
Darius Johnson-Odom	17	1-6	0-2	2-4	0	3	1	0	1	5	4
Maurice Acker	26	1-4	1-3	2-3	2	5	1	0	0	2	5
Team											8
Totals	22-54	7-24	21-26	36	16	8	1	5	22	72	

Halftime: VU 35-34. **Dead Ball Rebounds:** MU 3-2. **Technical:** None. **Officials:** Jeff Clark, Ed Corbett, Tim Clougherty. **Attendance:** 18,093.

Georgetown 59, Marquette 62

Jan. 6, 2010 Milwaukee, Wis.

Georgetown	min	fg-a	3fg-a	ft-a	reb	ast	to	bk	st	pf	pts
Julian Vaughn	27	6-9	0-1	0-0	2	1	2	2	0	2	12
Greg Monroe	34	4-6	0-0	1-2	10	3	4	2	2	3	9
Chris Wright	35	3-8	1-3	2-2	3	7	1	0	1	2	9
Austin Freeman	38	6-13	2-4	6-6	3	6	2	0	0	1	20
Jason Clark	36	2-6	1-3	2-3	4	0	2	1	2	3	7
Hollis Thompson	24	1-2	0-1	0-0	2	0	1	0	1	2	2
Jerrelle Benimon	3	0-1	0-0	0-0	0	0	1	0	0	2	0
Henry Sims	3	0-0	0-0	0-0	0	0	0	0	0	0	0
Team											4
Totals	22-45	4-12	11-13	28	17	13	5	6	15	59	

MARQUETTE	min	fg-a	3fg-a	ft-a	reb	ast	to	bk	st	pf	pts
Joseph Fulce	10	0-3	0-0	2-2	6	0	0	0	0	2	2
Lazar Hayward	37	4-16	2-7	2-2	11	2	2	0	4	4	12
Jimmy Butler	38	2-7	1-2	4-4	6	4	2	1	0	2	9
David Cubillan	29	6-7	6-6	0-0	1	3	2	0	0	0	18
Dwight Buycks	39	4-10	2-5	0-0	1	3	2	0	0	0	18
Darius Johnson-Odom	22	3-7	1-5	0-0	2	4	0	0	3	2	7
Maurice Acker	14	2-4	0-1	0-1	1	0	0	0	1	2	4
Erik Williams	7	0-0	0-0	0-0	0	1	0	0	0	1	0
Youssoupha Mbaou	4	0-0	0-0	0-0	1	0	0	1	0	1	0
Team											3
Totals	21-54	12-26	8-9	31	16	9	2	8	16	62	

Halftime: MU 32-30. **Dead Ball Rebounds:** 0-0. **Technical:** MU (Bench). **Officials:** John Gaffney, Jim Haney, Karl Hess. **Attendance:** 15,984.

Villanova 78, Marquette 76

Jan. 9, 2010 Villanova, Pa.

Villanova	min	fg-a	3fg-a	ft-a	reb	ast	to	bk	st	pf	pts
Antonio Pena	20	3-6	0-0	5-5	4	1	0	1	0	3	11
Scottie Reynolds	35	3-6	2-3	7-9	0	4	3	0	1	0	15
Corey Fisher	20	5-10	1-2	0-1	2	4	4	0	1	4	11
Reggie Redding	36	5-9	0-1	0-0	5	2	1	0	2	4	10
Corey Stokes	28	6-11	4-8	0-0	0	2	0	0	1	2	16
Maalik Wayns	20	2-2	0-0	2-2	1	2	2	0	1	2	6
Moupttaou Yarou	5	0-0	0-0	0-0	1	0	0	0	0	2	0
Dominic Cheek	15	1-1	0-0	1-2	5	1	0	0	0	0	3
Taylor King	17	3-4	0-1	0-0	6	1	2	0	0	2	6
Isaiah Armwood	4	0-0	0-0	0-0	0	0	0	0	0	1	0
Team											3
Totals	28-49	7-15	15-19	27	17	12	1	6	20	78	

||
||
||

Marquette Game Notes



Page 12

DePaul 51, Marquette 50												
Jan. 20, 2010						Chicago, Ill.						
DePaul	min	fg-a	3fg-a	ft-a	reb	ast	to	bk	st	pf	pts	
Devin Hill	31	2-7	0-1	0-0	2	1	2	3	1	5	4	
Eric Wallace	30	3-8	0-0	0-0	7	0	1	1	1	4	6	
Krys Faber	35	2-3	0-0	0-2	10	1	2	1	2	3	4	
Jeremiah Kelly	35	5-12	1-6	0-0	1	3	0	0	1	1	11	
Will Walker	40	7-16	2-7	1-3	2	1	3	0	1	2	17	
Mike Stovall	23	3-6	1-2	2-2	5	0	1	0	3	1	9	
Tony Freeland	6	0-0	0-0	0-0	0	1	0	0	0	1	0	
Kene Obi	1	0-0	0-0	0-0	0	0	0	0	0	0	0	
Team					4							
Totals	22:52	4-16	3-7	3-1	7	9	5	9	17	51		
MARQUETTE	min	fg-a	3fg-a	ft-a	reb	ast	to	bk	st	pf	pts	
Lazar Hayward	37	4-10	1-3	5-6	8	1	3	0	0	3	14	
Jimmy Butler	37	2-4	0-0	4-6	7	1	1	0	2	0	8	
Darius Johnson-Odom	24	2-9	1-5	2-2	1	5	4	0	0	2	7	
Maurice Acker	29	3-4	0-0	0-0	1	2	1	0	2	3	6	
David Cubillan	37	2-3	1-1	0-1	4	2	0	0	0	1	5	
Joseph Fulce	6	1-3	0-0	1-2	2	0	0	1	0	0	3	
Dwight Buycks	30	3-8	1-3	0-0	4	0	1	0	1	1	7	
Team					2							
Totals	17:41	4-12	12-17	29	11	10	1	5	10	50		

Halftime: MU 32-26. **Dead Ball Rebounds:** MU 2-1. **Technical:** None. **Officials:** Doug Simrons, Clarence Armstrong, Ed Hightower. **Attendance:** 10,115.

Syracuse 76, Marquette 71												
Jan. 23, 2010						Syracuse, N.Y.						
Syracuse	min	fg-a	3fg-a	ft-a	reb	ast	to	bk	st	pf	pts	
Rick Jackson	26	5-5	0-0	2-4	5	1	5	7	1	0	12	
Wes Johnson	40	9-15	1-3	3-4	15	1	6	1	2	1	22	
Arinze Onuaku	18	6-7	0-0	0-0	5	2	2	0	0	4	12	
Andy Rautins	36	0-2	0-2	0-0	1	6	4	1	3	2	0	
Brandon Triche	27	3-5	0-2	1-1	2	5	1	0	0	0	7	
Scoop Jardine	20	3-8	0-1	3-5	4	5	2	0	2	2	9	
Kris Joseph	33	5-11	0-0	4-5	11	3	2	1	0	4	14	
Team					3							
Totals	31:53	1-8	13-19	46	23	22	10	8	13	76		
MARQUETTE	min	fg-a	3fg-a	ft-a	reb	ast	to	bk	st	pf	pts	
Joseph Fulce	9	1-5	0-0	0-0	1	0	0	0	2	4	2	
Lazar Hayward	39	7-16	1-5	1-1	8	1	3	0	1	4	16	
Jimmy Butler	37	4-9	1-1	4-5	6	1	1	0	0	4	13	
Maurice Acker	32	4-8	4-5	0-0	0	6	1	0	0	2	12	
David Cubillan	27	1-7	0-4	0-0	2	1	0	0	1	1	2	
Darius Johnson-Odom	32	5-14	3-6	4-7	1	2	2	0	1	1	17	
Junior Cadougan	8	0-2	0-1	0-0	2	2	1	0	0	2	0	
Erik Williams	1	0-0	0-0	0-0	0	0	0	0	0	0	0	
Dwight Buycks	16	4-6	1-3	0-0	1	2	1	0	2	2	9	
Team					0							
Totals	26:67	10-25	9-13	21	15	9	0	7	20	76		

Halftime: 34-34. **Dead Ball Rebounds:** 3-3. **Technical:** None. **Officials:** Jim Burr, Michael Stephens, James Breeding. **Attendance:** 29,011.

Rutgers 59, Marquette 82												
Jan. 26, 2010						Milwaukee, Wis.						
Rutgers	min	fg-a	3fg-a	ft-a	reb	ast	to	bk	st	pf	pts	
Dane Miller	32	4-12	2-5	4-4	6	3	1	0	1	4	14	
Jonathan Mitchell	35	4-14	2-7	0-0	4	2	2	1	0	2	10	
Hamady Ndiaye	36	3-8	0-0	0-0	12	2	2	3	2	4	6	
Mike Rosario	35	6-11	2-5	2-3	5	0	6	0	0	0	16	
James Beatty	30	4-6	1-2	0-0	0	3	3	0	2	1	9	
Austin Johnson	9	1-2	0-0	0-1	4	0	0	0	0	2	2	
Patrick Jackson	8	1-2	0-0	0-0	1	1	1	0	0	1	2	
Muhammed Hasani	5	0-0	0-0	0-0	1	0	1	0	0	0	0	
Mike Coburn	10	0-0	0-0	0-0	0	1	3	0	0	0	0	
Team					1							
Totals	23:55	7-19	6-8	34	12	19	4	5	14	59		
MARQUETTE	min	fg-a	3fg-a	ft-a	reb	ast	to	bk	st	pf	pts	
Lazar Hayward	28	5-13	2-2	0-0	12	2	4	1	2	3	12	
Jimmy Butler	36	5-9	0-1	6-7	8	2	0	1	1	0	16	
Darius Johnson-Odom	31	7-14	2-4	0-1	2	2	1	0	1	1	16	
Maurice Acker	27	5-8	4-5	0-0	1	5	1	0	2	2	14	
David Cubillan	32	2-5	0-2	0-0	1	4	0	0	0	2	4	
Junior Cadougan	7	0-3	0-1	2-2	1	0	0	0	0	0	2	
Erik Williams	5	0-0	0-0	0-2	1	0	0	0	0	1	0	
Joseph Fulce	11	5-6	1-1	2-2	3	0	2	1	2	3	13	
Dwight Buycks	21	2-7	0-1	1-2	4	2	0	0	4	1	5	
Robert Frozema	2	0-0	0-0	0-0	0	0	0	0	0	0	0	
Team					2							
Totals	31:65	9-17	11-16	35	17	9	3	12	13	82		

Halftime: MU 44-21. **Dead Ball Rebounds:** MU 2-0. **Technical:** None. **Officials:** Tim Higgins, Bryan Kersey, Gene Steratore. **Attendance:** 16,793.

Connecticut 68, Marquette 70												
Jan. 30, 2010						Hartford, Conn.						
Connecticut	min	fg-a	3fg-a	ft-a	reb	ast	to	bk	st	pf	pts	
Ater Majok	18	3-6	0-0	1-2	7	0	2	4	0	3	7	
Stanley Robinson	33	5-11	1-1	2-2	8	0	1	1	0	2	13	
Alex Oriakhi	12	2-4	0-0	1-2	2	0	3	0	0	2	5	
Jerome Dyson	36	7-10	1-2	3-4	4	3	3	2	0	3	18	
Kemba Walker	36	6-12	1-2	2-4	2	6	2	1	0	0	15	
Donnell Beverly	12	0-1	0-0	0-0	2	0	0	0	0	1	0	
J. Coombs-McDaniel	9	0-1	0-1	1-2	0	0	0	1	1	0	1	
Darius Smith	2	0-0	0-0	0-0	0	1	0	0	0	0	0	
Gavin Edwards	37	1-3	0-0	7-8	14	1	2	2	0	2	9	
Charles Okwandu	5	0-1	0-0	0-0	2	0	2	0	0	1	0	
Team					3							
Totals	24:49	3-6	17-24	44	10	16	11	1	14	68		
MARQUETTE	min	fg-a	3fg-a	ft-a	reb	ast	to	bk	st	pf	pts	
Lazar Hayward	31	9-18	4-8	0-0	3	0	1	1	0	5	20	
Jimmy Butler	37	6-12	0-1	9-12	7	0	0	1	0	3	21	
Darius Johnson-Odom	35	4-12	3-7	4-6	1	2	0	0	1	3	15	
Maurice Acker	36	2-7	0-2	0-0	1	6	0	0	1	2	4	
David Cubillan	35	3-6	2-4	0-0	0	5	0	0	2	0	8	
Erik Williams	5	0-2	0-0	0-0	1	0	0	0	0	1	0	
Joseph Fulce	5	0-1	0-0	0-0	2	0	0	0	0	4	0	
Dwight Buycks	16	1-4	0-2	0-0	3	1	1	0	0	1	2	
Team					7							
Totals	24:63	9-24	13-18	25	14	3	2	4	19	70		

Halftime: MU 34-29. **Dead Ball Rebounds:** UConn 4-3. **Technical:** None. **Officials:** Brian O'Connell, Tim Clougherty, Wally Rutecki. **Attendance:** 14,338.

DePaul 69, Marquette 80												
Feb. 3, 2010						Milwaukee, Wis.						
DePaul	min	fg-a	3fg-a	ft-a	reb	ast	to	bk	st	pf	pts	
Mike Stovall	32	0-3	0-1	0-0	3	3	3	0	2	0	0	
Mac Koshwal	34	6-11	0-0	6-9	11	2	3	0	3	4	18	
Krys Faber	5	1-1	0-0	0-0	0	0	0	0	0	4	2	
Michael Bizoukas	18	0-3	0-0	0-1	1	1	0	0	1	3	0	
Will Walker	40	5-20	1-9	2-2	5	3	0	0	0	4	13	
Devin Hill	17	2-4	1-2	1-2	0	0	0	2	0	4	6	
Nate Rogers	16	1-4	0-1	6-6	2	1	2	0	2	1	8	
Mario Stula	1	0-0	0-0	0-0	0	0	0	0	0	1	0	
Jeremiah Kelly	12	2-7	0-3	0-1	2	0	1	0	0	0	4	
Tony Freeland	7	3-3	0-0	1-4	3	1	0	0	0	4	7	
Eric Wallace	18	4-5	0-0	3-4	5	0	0	1	2	4	11	
Team					0							
Totals	24:61	2-16	19-29	32	11	11	3	10	29	69		
MARQUETTE	min	fg-a	3fg-a	ft-a	reb	ast	to	bk	st	pf	pts	
Lazar Hayward	29	5-13	2-4	7-8	14	2	2	1	3	4	19	
Jimmy Butler	31	2-5	0-1	14-16	6	3	0	0	0	2	18	
Darius Johnson-Odom	30	7-11	3-6	4-5	2	2	5	0	1	4		

Marquette Game Notes



Page 13

USF 52, Marquette 63												
Feb. 13, 2010 Milwaukee, Wis.												
USF	min	fg-a	3fg-a	ft-a	reb	ast	to	bk	st	pf	pts	
Jarrid Famous	26	6-7	0-0	0-0	10	2	1	0	0	5	12	
Toarlyn Fitzpatrick	24	0-2	0-0	0-0	4	2	0	0	0	2	0	
Chris Howard	35	5-12	1-4	0-0	5	5	2	0	0	1	11	
Dominique Jones	39	6-21	1-7	3-4	9	1	5	2	0	4	16	
Mike Mercer	28	2-10	1-3	1-2	7	1	1	0	0	1	6	
Anthony Crater	19	0-4	0-3	0-0	1	2	2	0	1	2	0	
Alex Rivas	4	0-0	0-0	0-0	0	0	0	0	0	0	0	
Ryan Kardok	1	0-0	0-0	0-0	0	0	0	0	0	1	0	
Shaun Noriega	1	0-0	0-0	0-0	0	0	0	0	0	0	0	
Augustus Gilchrist	23	3-6	1-3	0-0	4	0	1	0	0	2	7	
Team											2	
Totals	22-62	4-20	4-6	4-6	42	13	12	2	1	18	52	
MARQUETTE	min	fg-a	3fg-a	ft-a	reb	ast	to	bk	st	pf	pts	
Lazar Hayward	37	6-15	0-4	6-8	14	0	0	2	3	2	18	
Jimmy Butler	37	4-11	0-0	7-9	6	2	0	0	4	1	15	
Darius Johnson-Odom	31	1-5	1-4	0-2	1	0	1	1	0	2	3	
Maurice Acker	37	6-9	2-3	0-1	2	6	0	0	1	1	14	
David Cubillan	34	4-7	3-5	0-0	3	3	1	0	0	2	11	
Joseph Fulce	5	0-0	0-0	0-0	0	0	0	0	0	0	0	
Dwight Buycks	19	1-4	0-0	0-0	2	0	2	0	0	3	2	
Team											2	
Totals	22-51	6-16	13-20	30	11	6	3	8	12	63		

Halftime: MU 31-27. **Dead Ball Rebounds:** MU 4-2. **Technical:** MU (Bench). **Officials:** Pat Driscoll, Jim Haney, Brian O'Connell. **Attendance:** 18,064.

Pittsburgh 58, Marquette 51												
Feb. 18, 2010 Milwaukee, Wis.												
Pittsburgh	min	fg-a	3fg-a	ft-a	reb	ast	to	bk	st	pf	pts	
Nasir Robinson	22	4-6	1-1	1-2	6	4	0	0	0	1	10	
Gary McGhee	29	5-5	0-0	0-0	5	1	0	6	1	3	10	
Ashton Gibbs	31	0-6	0-4	2-2	3	1	1	0	1	0	2	
Brad Wanamaker	35	4-5	0-1	2-2	4	4	7	1	1	3	10	
Jermaine Dixon	33	4-10	2-5	0-0	7	2	3	0	1	0	10	
Travon Woodall	17	2-3	1-2	0-1	1	1	2	0	1	1	5	
Gilbert Brown	23	1-4	0-1	3-5	2	5	1	1	0	4	5	
Dante Taylor	8	3-3	0-0	0-0	1	1	0	0	1	2	6	
J.J. Richardson	2	0-0	0-0	0-0	1	0	0	0	0	0	0	
Team											3	
Totals	23-42	4-14	8-12	33	19	15	8	6	14	58		
MARQUETTE	min	fg-a	3fg-a	ft-a	reb	ast	to	bk	st	pf	pts	
Lazar Hayward	36	4-17	2-5	1-1	6	1	2	0	3	3	11	
Jimmy Butler	37	6-11	0-0	2-6	7	2	1	0	2	1	14	
Darius Johnson-Odom	36	5-12	2-5	1-1	6	1	3	0	2	2	13	
Maurice Acker	29	2-7	1-5	0-0	5	4	1	0	0	4	5	
David Cubillan	29	1-5	0-3	0-0	2	1	1	0	0	3	2	
Erik Williams	2	0-0	0-0	0-0	0	0	0	0	0	0	0	
Joseph Fulce	5	0-1	0-0	0-0	1	0	0	0	0	2	0	
Dwight Buycks	26	3-7	0-1	0-1	1	0	2	0	4	1	6	
Team											2	
Totals	21-60	5-19	4-9	30	9	10	0	11	16	51		

Halftime: PITT 31-25. **Dead Ball Rebounds:** 2-2. **Technical:** None. **Officials:** Bob Donato, John Gaffney, Tony Greene. **Attendance:** 16,486.

Cincinnati 76, Marquette 79 (OT)												
Feb. 21, 2010 Cincinnati, Ohio												
Cincinnati	min	fg-a	3fg-a	ft-a	reb	ast	to	bk	st	pf	pts	
Rashad Bishop	27	7-12	2-6	1-2	5	1	1	1	1	0	2	17
Ibrahima Thomas	23	2-5	0-0	4-6	6	1	0	1	1	2	8	
Steve Toyloy	11	1-1	0-0	0-0	2	0	2	0	0	2	2	
Cashmere Wright	25	1-4	0-1	0-0	3	4	2	0	0	4	2	
Lance Stephenson	11	1-4	0-0	0-0	1	0	1	0	0	1	2	
Dion Dixon	32	4-8	3-4	1-4	3	3	0	0	2	2	12	
Deonta Vaughn	36	3-8	0-3	0-2	6	7	2	0	0	1	6	
Larry Davis	28	5-12	3-6	0-0	2	3	2	0	1	1	13	
Yancy Gates	22	6-9	0-0	2-2	3	1	0	2	0	1	14	
Team											3	
Totals	30-63	8-20	8-16	34	20	10	4	4	16	76		
MARQUETTE	min	fg-a	3fg-a	ft-a	reb	ast	to	bk	st	pf	pts	
Lazar Hayward	37	4-13	3-8	2-2	11	1	1	0	1	4	13	
Jimmy Butler	43	5-9	1-2	9-10	7	3	3	1	2	1	20	
Darius Johnson-Odom	40	8-15	3-7	1-1	3	1	5	0	1	1	20	
Maurice Acker	38	1-5	1-3	4-4	4	6	0	0	0	2	7	
David Cubillan	39	2-6	2-5	0-0	3	2	1	0	1	3	6	
Junior Cadougan	4	0-0	0-0	0-0	0	1	1	0	0	0	0	
Joseph Fulce	15	6-8	1-1	0-0	5	0	0	0	0	1	13	
Dwight Buycks	9	0-1	0-1	0-0	0	0	0	0	0	1	0	
Team											0	
Totals	26-57	11-27	16-17	33	14	11	1	5	13	79		

Halftime: UC 39-33. **Dead Ball Rebounds:** UC 3-2. **Technical:** None. **Officials:** Mike Kitts, Gary Prager, Les Jones. **Attendance:** 10,192.

St. John's 61, Marquette 63 (OT)												
Feb. 24, 2010 Queens, N.Y.												
St. John's	min	fg-a	3fg-a	ft-a	reb	ast	to	bk	st	pf	pts	
Anthony Mason Jr.	33	4-8	0-2	0-0	6	1	3	1	0	4	8	
Sean Evans	18	2-7	0-0	0-0	7	0	1	0	0	1	4	
DJ Kennedy	39	5-10	1-3	9-11	2	2	1	1	0	1	20	
Malik Boothe	37	2-7	1-1	0-0	5	4	2	0	0	3	5	
Paris Horne	24	2-4	0-2	0-0	0	0	2	0	1	3	4	
Dwight Hardy	36	5-11	2-4	0-0	3	0	2	0	1	3	4	
Justin Burrell	25	1-4	0-2	2-2	9	5	4	1	0	5	4	
Malik Stith	8	1-1	0-0	0-0	0	0	0	0	0	1	2	
Justin Brownlee	15	1-3	0-0	0-0	4	1	2	1	0	4	2	
Team											2	
Totals	23-55	4-14	11-13	38	13	15	4	2	23	61		
MARQUETTE	min	fg-a	3fg-a	ft-a	reb	ast	to	bk	st	pf	pts	
Lazar Hayward	38	8-15	0-5	6-6	7	2	1	0	1	4	22	
Jimmy Butler	43	4-14	1-2	9-12	8	0	0	1	0	1	18	
Darius Johnson-Odom	37	2-12	2-5	1-2	4	1	1	0	1	3	7	
Maurice Acker	34	3-8	1-2	0-1	3	3	1	0	1	3	7	
David Cubillan	25	0-4	0-3	0-0	2	2	2	0	1	3	0	
Junior Cadougan	6	0-1	0-0	0-0	0	0	0	0	0	1	0	
Joseph Fulce	22	1-2	1-1	0-0	5	0	0	0	0	2	3	
Dwight Buycks	20	3-5	0-0	0-0	2	2	3	0	3	0	6	
Team											2	
Totals	21-61	5-18	16-21	36	10	8	1	8	16	63		

Halftime: STJ 29-25. **Dead Ball Rebounds:** MU 4-1. **Technical:** None. **Officials:** Ed Corbett, Gene Steratore, Pat Driscoll. **Attendance:** 4,424.

Marquette Game Notes



Page 14

ALL-TIME CAREER LEADERS

Games Played

1.	131	LAZAR HAYWARD	2006-10
2.	130	Jerel McNeal	2005-09
3.	129	Dominic James	2005-09
	127	Ousmane Barro	2004-08
	127	Wesley Matthews	2005-09
6.	126	DAVID CUBILLAN	2006-10
	126	Steve Novak	2002-06
	126	Joe Chapman	2002-06
	126	Scott Merritt	2000-04
10.	125	Roney Eford	1992-96

Points

1.	1985	Jerel McNeal	2005-09
2.	1773	George Thompson	1966-69
3.	1749	Dominic James	2005-09
4.	1735	LAZAR HAYWARD	2006-10
	1735	Butch Lee	1974-78
6.	1691	Travis Diener	2001-05
7.	1690	Brian Wardle	1997-01
8.	1688	Tony Smith	1986-90
9.	1673	Wesley Matthews	2005-09
10.	1663	Bo Ellis	1973-77

Scoring Average

1.	20.4	George Thompson	1966-69
2.	19.7	Dwyane Wade	2001-03
3.	19.0	Jim Chones	1970-72
4.	18.8	Dean Meminger	1968-71
5.	18.6	Don Kojis	1958-61
6.	18.6	Mike Moran	1956-59
7.	18.3	Bob Wolf	1964-67
8.	17.0	Terry Rand	1953-56
9.	16.4	Tom Flynn	1963-66
10.	16.2	Ron Glaser	1960-63

Field Goals Made

1.	726	Jerel McNeal	2005-09
2.	674	Bo Ellis	1973-77
3.	666	Butch Lee	1974-78
4.	656	George Thompson	1966-69
5.	627	Damon Key	1990-94
6.	626	Dominic James	2005-09
7.	624	LAZAR HAYWARD	2006-10
8.	615	Tony Smith	1987-90
9.	603	Don Kojis	1958-61
10.	572	Dean Meminger	1968-71

Field Goals Attempted

1.	1649	Jerel McNeal	2005-09
2.	1535	Dominic James	2005-09
3.	1430	Brian Wardle	1997-01
4.	1403	Butch Lee	1974-78
5.	1400	Don Kojis	1958-61
6.	1383	Bo Ellis	1973-77
7.	1380	LAZAR HAYWARD	2006-10
8.	1350	George Thompson	1966-69
9.	1272	Tom Flynn	1963-66
10.	1252	Roney Eford	1992-96

Field Goal Percentage (min. 450 FGA)

1.	58.8%	Ric Cobb	1968-70
2.	58.1%	Ousmane Barro	2005-08
3.	55.2%	Jim McIlvaine	1990-94
4.	54.8%	Jerome Whitehead	1975-78
5.	54.7%	Jim Chones	1970-72
6.	54.5%	Amal McCaskill	1991-92, 93-96
7.	53.4%	Tyrone Baldwin	1988-90
8.	53.1%	Ron Curry	1990-93
9.	52.1%	Trevor Powell	1987-91
10.	52.0%	Tony Smith	1986-71

3-Point Field Goals Made

1.	354	Steve Novak	2002-06
2.	284	Travis Diener	2001-05
3.	244	Robb Logterman	1990-94
4.	221	Aaron Hutchins	1994-98
5.	216	Mark Anglavar	1987-91
6.	211	Anthony Pieper	1993-97
7.	197	Brian Wardle	1997-01
8.	178	Tony Miller	1991-95
9.	169	John Cliff	1996-00
	169	Dominic James	2005-09

3-Point Field Goals Attempted

1.	768	Steve Novak	2002-06
2.	687	Travis Diener	2001-05
3.	595	Robb Logterman	1990-94
4.	592	Aaron Hutchins	1994-98
5.	581	Dominic James	2005-09
6.	564	Anthony Pieper	1993-97
7.	553	Brian Wardle	1997-01
8.	501	Mark Anglavar	1987-91
9.	486	John Cliff	1996-00
10.	482	Tony Miller	1991-95

3-Point Field Goal Percentage (min. 100 3FGA)

1.	46.1%	Steve Novak	2002-06
2.	43.1%	Mark Anglavar	1987-91
3.	42.9%	Tony Smith	1986-90
4.	41.5%	Mike Flory	1986-87, 88-89
5.	41.3%	Travis Diener	2001-05
6.	41.0%	Robb Logterman	1990-94
7.	40.5%	Dan Fitzgerald	2005-08
8.	39.9%	MAURICE ACKER	2007-10
9.	38.5%	Roney Eford	1992-96
10.	38.3%	David Diggs	1998-02
11.	37.4%	Anthony Pieper	1993-97
12.	37.3%	DAVID CUBILLAN	2006-10
	37.3%	Aaron Hutchins	1994-98

Free Throws Made

1.	549	Wesley Matthews	2005-09
2.	493	Dean Meminger	1968-71
3.	457	George Thompson	1966-69
4.	406	Tony Smith	1986-90
5.	403	Butch Lee	1974-78
6.	393	Bob Wolf	1964-67
7.	390	Rube Schulz	1951-55
8.	385	Travis Diener	2001-05
9.	378	Damon Key	1990-94
10.	361	Russ Wittberger	1952-55

Free Throws Attempted

1.	762	Dean Meminger	1968-71
2.	687	Wesley Matthews	2005-09
3.	674	George Thompson	1966-69
4.	549	Bob Wolf	1964-67
5.	532	Rube Schulz	1951-55
6.	531	Terry Rand	1953-56
7.	529	Russ Wittberger	1951-55
	529	Dominic James	2005-09
9.	525	Mike Moran	1956-59
10.	517	Tony Smith	1986-90

Free Throw Percentage (min. 200 FTA)

1.	93.1%	Steve Novak	2002-06
2.	84.8%	Butch Lee	1974-78
3.	83.7%	Travis Diener	2001-05
4.	82.6%	Brian Brunkhorst	1964-68
5.	82.5%	Oliver Lee	1977-81
6.	81.3%	Bob Walczak	1951-52, 54-57
7.	81.1%	Brad Luchini	1965-68
	81.1%	Brian Wardle	1997-01
9.	79.9%	Robb Logterman	1990-94
	79.9%	Wesley Matthews	2005-09

Rebounds

1.	1222	Don Kojis	1958-61
2.	1085	Bo Ellis	1973-77
3.	978	Terry Rand	1953-56
4.	938	Walt Mangham	1957-60
5.	872	LAZAR HAYWARD	2006-10
6.	771	Tom Flynn	1963-66
7.	768	Paul Carbins	1964-67
8.	765	Trevor Powell	1987-91
9.	753	John Glaser	1955-58
10.	739	Damon Key	1990-94

Rebounding Average

1.	15.1	Don Kojis	1958-61
2.	12.7	Terry Rand	1953-56
3.	12.3	Walt Mangham	1957-60
4.	11.7	Jim Chones	1970-72
5.	10.7	Maurice Lucas	1972-74
6.	10.6	John Glaser	1955-58
7.	9.9	Tom Flynn	1963-66
8.	9.7	Paul Carbins	1964-67
	9.7	David Boone	1985-87
10.	9.6	Larry McNeill	1971-73

Assists

1.	956	Tony Miller	1991-95
2.	632	Dominic James	2005-09
3.	617	Travis Diener	2001-05
4.	550	Aaron Hutchins	1994-98
5.	480	Lloyd Walton	1973-76
6.	469	Tony Smith	1986-90
7.	455	Jerel McNeal	2005-09
8.	430	Cordell Henry	1998-02
9.	409	Glenn Rivers	1980-83
10.	408	Michael Sims	1984-88

Blocked Shots

1.	399	Jim McIlvaine	1990-94
2.	175	Amal McCaskill	1991-92, 93-96
3.	172	Faisal Abraham	1993-97
4.	119	Michael Wilson	1978-82
5.	113	Scott Merritt	2000-04
6.	103	Walter Downing	1984-86
7.	100	Ousmane Barro	2004-08
8.	93	Trevor Powell	1987-91
9.	89	Mike Bargaen	1995-99
10.	84	Tom Copa	1983-87

Steals

1.	287	Jerel McNeal	2005-09
2.	272	Michael Wilson	1978-82
3.	253	Mandy Johnson	1981-85
4.	238	Dominic James	2005-09
5.	203	Glenn Rivers	1980-83
6.	190	Tony Smith	1986-90
7.	188	Michael Sims	1984-88
8.	185	Tony Miller	1991-95
9.	165	Aaron Hutchins	1994-98
10.	158	Travis Diener	2001-05
	158	Kerry Trotter	1982-86

Wins

1.	101	Earl Tatum	1972-76
	101	Bo Ellis	1973-77
3.	99	Butch Lee	1974-78
	99	Gary Rosenberger	1974-78
5.	98	Bernard Toone	1975-79
6.	94	Dwight Burke	2005-09
	94	Dominic James	2005-09
	94	Wesley Matthews	2005-09
	94	Jerel McNeal	2005-09
7.	91	Travis Diener	2001-05
	91	Todd Townsend	2001-05