



## 2009-10 Game Notes

Marquette Golden Eagles  
(16-8, 7-5 BIG EAST)

vs.

Pittsburgh Panthers  
(19-6, 8-4 BIG EAST)

The Marquette University men's basketball team wraps up its two-game homestand when the squad hosts No. 19/21 Pittsburgh at 8 p.m. CT on Thursday night. ESPN2 will feature MU's ninth national television broadcast of the campaign, with Dave Pasch (play-by-play) and Len Elmore (analyst) calling the action. Fans are encouraged to wear their favorite gold Marquette gear on "Gold Out Night" at the Bradley Center. The Golden Eagles will be looking to extend their current five-game winning streak when they face the Panthers, while also remaining in the hunt for a postseason bid. Following Thursday's matchup, MU will embark on a three-game road swing.

### Winning Streak The Result Of Team Effort

Marquette's current five-game winning streak, which is now the longest active run among BIG EAST Conference schools, has been made possible through across-the-board contributions from several members of the roster.

Senior Lazar Hayward is chipping in 19.4 points and 10.4 rebounds per night over the course of the last five games and has knocked down 48.1 percent (13-of-27) of his 3-point attempts. Classmate Maurice Acker's assist-to-turnover ratio is an impressive 8-to-1 (24 assists, three turnovers) since the Rutgers victory.

While turning the ball over just 8.4 times per night, MU has also found success from the charity stripe and behind the 3-point line. The team has outscored its last five opponents by a total of 86 points (17.2 points per game) in those two categories combined.

## MU SCOREBOARD

| DATE              | OPPONENT               | RESULT/TIME |
|-------------------|------------------------|-------------|
| Nov. 13           | Centenary              | W, 85-62    |
| Nov. 17           | Maryland Eastern Shore | W, 86-60    |
| Nov. 21           | Grambling              | W, 87-41    |
| Nov. 24           | South Dakota           | W, 93-68    |
| Old Spice Classic |                        |             |
| Nov. 26           | vs. Xavier             | W, 71-61    |
| Nov. 27           | vs. 15/15 Michigan     | W, 79-65    |
| Nov. 29           | vs. Florida St.        | L, 57-56    |
| Dec. 5            | NC St.                 | L, 77-73    |
| Dec. 8            | Milwaukee              | W, 71-51    |
| Dec. 12           | at 20/23 Wisconsin     | L, 72-63    |
| Dec. 19           | North Florida          | W, 78-51    |
| Dec. 27           | Presbyterian           | W, 102-62   |
| Dec. 29           | at 6/6 West Virginia   | L, 63-62    |
| Jan. 2            | 8/8 Villanova          | L, 74-72    |
| Jan. 6            | 12/12 Georgetown       | W, 62-59    |
| Jan. 9            | 6/6 at Villanova       | L, 78-76    |
| Jan. 17           | Providence *           | W, 93-63    |
| Jan. 20           | at DePaul *            | L, 51-50    |
| Jan. 23           | 5/5 at Syracuse        | L, 76-71    |
| Jan. 26           | Rutgers *              | W, 82-59    |
| Jan. 30           | 19/19 at UConn         | W, 70-68    |
| Feb. 3            | DePaul *               | W, 80-69    |
| Feb. 6            | at Providence *        | W, 82-79    |
| Feb. 13           | USF *                  | W, 63-52    |
| Feb. 18           | 19/21 Pittsburgh *     | 8 p.m.      |
| Feb. 21           | at Cincinnati *        | 1 p.m.      |
| Feb. 24           | at St. John's *        | 6:30 p.m.   |
| Feb. 28           | at Seton Hall *        | 11 a.m.     |
| Mar. 2            | Louisville *           | 8:30 p.m.   |
| Mar. 6            | Notre Dame *           | 1 p.m.      |
| Mar. 9-13         | BIG EAST Championship  | TBA         |

\* - indicates BIG EAST Conference game  
All game times CT subject to change.

**DATE:** February 18, 2010

**TIP-OFF:** 8 p.m. CT

**LOCATION:** Bradley Center (18,600) - Milwaukee, Wis.

**TELEVISION:** ESPN2 will feature Marquette's ninth national television broadcast of the campaign. Dave Pasch (play-by-play) and Len Elmore (analyst) will call the action.

**RADIO:** ESPN Radio 540 AM is the flagship station for the Marquette Radio Network. Steve "The Homer" True (play-by-play) and Jim McIlvaine (analyst) will call the action.

**MU'S LAST TIME OUT:** MU pulled away in the second half for a 63-52 home win over USF. Senior Lazar Hayward collected his seventh double-double of the year, finishing with 18 points and 14 rebounds.

**PITT'S LAST TIME OUT:** The Panthers earned a dramatic 98-95 triple overtime win over rival West Virginia. Guards Ashton Gibbs and Brad Wanamaker led four players in double figures with 24 points each.

**SERIES HISTORY:** Tied at 6-6.

**LAST MEETING:** PITT 90, MU 75 (March 4, 2009)

**MU CONTACT INFO:** Scott Kuykendall handles all of the media relations duties for the Marquette men's basketball program and can be reached at 414.288.4794 [w]/414.807.3490 [c] or scott.kuykendall@marquette.edu.

**WEB SITE:** GoMarquette.com

**PITT CONTACT INFO:** Greg Hotchkiss handles the media relations duties for PITT and can be reached at 412.648.8240 or ghotchkiss@athletics.pitt.edu.

**WEB SITE:** PittsburghPanthers.com

in front of the

"There's been a lot of pros that have played here, and I don't know if Lazar's a pro, but he's an absolute elite-level professional as a human being. I'm just thankful that he's here, thankful for the lessons that he's taught me as a person."

-- Buzz Williams on senior Lazar Hayward





## MEDIA SERVICES

**ASSOC. AD/MBB SID:** . Scott Kuykendall  
**Email:** . . . scott.kuykendall@marquette.edu  
**Work Phone:** . . . . . 414-288-4794  
**Cell Phone:** . . . . . 414-807-3490  
**DIR. of MEDIA RELATIONS:** Luke LeNoble  
**Email:** . . . . . lucas.lenoble@marquette.edu  
**Work Phone:** . . . . . 414-288-6980  
**Cell Phone:** . . . . . 414-313-2238  
**Website:** . . . . . GoMarquette.com  
**Fax:** . . . . . 414-288-6519

## CREDENTIALS

Credential requests are now available online by visiting <http://www.sportssystem.com/Marquette/>.

Requests will be confirmed or denied via email and may be picked up at the Al McGuire Center or at the arena control entrance of the Bradley Center on game day (beginning two hours before tip).

Please contact Scott Kuykendall with any questions.

## PARKING

Parking is **NOT** available to home and visiting members of the media. There are several parking structures available within walking distance of the Bradley Center.

## INTERVIEW POLICY

Please contact Scott Kuykendall to arrange an interview with Marquette head coach Buzz Williams, a member of the coaching staff or a player.

MU players will not disclose their home phone numbers or their cellular phone numbers so please do not request that information. Players have been asked to politely decline interviews that have not been cleared with the MU Media Relations Office. All telephone interviews will take place from either the Media Relations Office or the Men's Basketball Office. Player interviews will not be conducted on gamedays until standard post-game procedures occur.

Marquette practices are generally closed to the media. Please contact Kuykendall if you wish to attend practice. MU practices are scheduled from 3 p.m. to 6 p.m. on weekdays but are subject to change, so please contact Kuykendall in advance.

## Hayward Picking Up Production Down The Stretch

Senior Lazar Hayward, named to the Preseason All-BIG EAST First Team, has picked up his all-conference caliber efforts in recent weeks as his final collegiate campaign begins its stretch run.

The Buffalo, N.Y. native is averaging 19.4 points and 10.4 rebounds in the last five games, which includes a trio of double-doubles. He now owns seven double-doubles on the season and 22 for his career, the second-highest total (63, Luke Harangody) among active BIG EAST players.

Of his 52 total rebounds since Jan. 26, 19 of the boards have come at the offensive end. He has also picked up his long-distance shooting (48.1 percent) and paces the squad with 12 steals.

As a result of his production on the court, Hayward has been named to the BIG EAST Honor Roll each of the last two weeks.

## Butler Making Bid For Most Improved Honor

Junior forward Jimmy Butler has established himself as one of the top performers in the BIG EAST Conference this season, thanks to an across-the-board improvement from 2008-09.

The Tomball, Texas, native is chipping in 15.3 points and 6.6 rebounds per game and knocking down 56.2 percent of his field goal attempts overall and 54.5 percent from behind the 3-point line. He ranks among the league leaders in four categories (points per game, rebounds per game, field goal percentage and free throw percentage). Butler has started each of the squad's 24 outings and is seeing a team-high 33.0 minutes per contest.

Last season, his first at MU, Butler saw action in all 35 games off the bench and contributed 5.6 points and 3.9 rebounds per game. He shot 51.4 percent from the floor, but finished the campaign without a 3-point field goal.

| Year-To-Year |       |       |
|--------------|-------|-------|
|              | 08-09 | 09-10 |
| PPG          | 5.6   | 15.3  |
| RPG          | 3.9   | 6.6   |
| FG Pct.      | 51.4  | 56.2  |
| 3-pt Pct.    | --    | 54.5  |

## MU Second In Nation In 3-Point Shooting Percentage

Featuring an offensive attack that is averaging 9.0 treys made per game in conference outings, Marquette is currently ranked second in the nation in 3-point field goal percentage (.423).

Through games of Feb. 14, Marquette has knocked down 194-of-459 from behind the line, just behind Utah State's top-ranked mark of 42.6 percent (185-of-434).

Sophomore guard Darius Johnson-Odom leads the way with 54 treys, but a total of six players have drained at least 10 3-pointers on the year.

| 3-pt FG Pct. |           |
|--------------|-----------|
| Team         | 3-pt. PCT |
| Utah State   | .426      |
| Marquette    | .423      |
| BYU          | .419      |
| Sacred Heart | .416      |
| Cornell      | .410      |

*courtesy Stats, Inc.*

## Acker, MU Sharing As A Group In 2009-10

The Golden Eagles currently rank second in the BIG EAST and fourth in the nation in assist-to-turnover ratio (1.53) through games of Feb. 14 (courtesy of Stats, Inc.) thanks to a collective team effort.

Six of the players on the roster have at least 37 assists through 23 games, led by senior guard Maurice Acker's 85 helpers. Senior guard David Cubillan is second on the team with 70 assists. Of the seven active players seeing at least 10 minutes of action per night, only one (Lazar Hayward) has more turnovers than assists in 2009-10.

Acker ranks sixth in the nation individually with an assist-to-turnover ratio of 3.04 (85 assists, 28 turnovers). In an average of 26.3 minutes per night, the Hazel Crest, Ill., native has already finished a game without a miscue on seven occasions in 2009-10. Acker's ratio improves to a league-best 4.6 (46-to-10) in conference games.

Marquette is also ranked sixth in the nation in turnovers per game (10.5 tpg.) and seventh in turnover margin (4.5).



## INJURY REPORT

| Player (Injury)        | Status |
|------------------------|--------|
| Chris Otule (foot)     | Out    |
| Youssoupha Mbao (knee) | Out    |

## STAT COMPARISON

|                     | MU   | PITT |
|---------------------|------|------|
| Overall Record:     | 16-8 | 19-6 |
| Scoring Offense:    | 75.3 | 69.0 |
| Scoring Defense:    | 63.2 | 61.6 |
| 3-PT FG Percentage: | 42.3 | 34.8 |
| FT Percentage:      | 73.6 | 69.6 |

## INDIVIDUAL LEADERS

### SCORING

| MU                    | PITT                |
|-----------------------|---------------------|
| Hayward . . . 18.6    | Gibbs . . . . .16.8 |
| Butler . . . . . 15.3 | Wanamaker . .12.8   |

### REBOUNDING

| MU                   | PITT                |
|----------------------|---------------------|
| Hayward . . . . 8.1  | McGhee . . . . .7.0 |
| Butler . . . . . 6.6 | Wanamaker . . .6.4  |

### FIELD GOAL PERCENTAGE

| MU                   | PITT                 |
|----------------------|----------------------|
| Butler . . . . .56.2 | McGhee . . . . .64.9 |
| Fulce . . . . .47.8  | Taylor . . . . .54.8 |

### FREE THROW PERCENTAGE

| MU                   | PITT                |
|----------------------|---------------------|
| Hayward . . .81.9    | Gibbs . . . . .90.0 |
| Butler . . . . .78.9 | Dixon . . . . .72.7 |

## CAREER GAMES PLAYED

|              | Career Games | Career Starts | Consec. Games | Consec. Starts |
|--------------|--------------|---------------|---------------|----------------|
| Acker        | 92           | 19            | 31            | 8              |
| Butler       | 59           | 24            | 59            | 24             |
| Buycks       | 24           | 11            | 24            | --             |
| Cadougan     | 3            | --            | --            | --             |
| Cubillan     | 123          | 25            | 31            | 24             |
| Frozena      | 26           | --            | --            | --             |
| Fulce        | 35           | 13            | 24            | --             |
| Hayward      | 128          | 108           | 128           | 92             |
| Johnson-Odom | 24           | 12            | 24            | 5              |
| Mbao         | 10           | --            | --            | --             |
| Otule        | 12           | 1             | --            | --             |
| Williams     | 14           | --            | --            | --             |

## PROBABLE STARTERS

### Marquette

| NAME                | POS. | PPG. | RPG. | APG. | FG%  | FT%  |
|---------------------|------|------|------|------|------|------|
| David Cubillan      | G    | 6.3  | 1.5  | 2.9  | .474 | .416 |
| Maurice Acker       | G    | 8.4  | 1.5  | 3.5  | .462 | .719 |
| Darius Johnson-Odom | G    | 12.4 | 2.2  | 2.3  | .457 | .627 |
| Lazar Hayward       | F    | 18.6 | 8.1  | 1.5  | .437 | .819 |
| Jimmy Butler        | F    | 15.3 | 6.6  | 1.9  | .562 | .789 |

### Pittsburgh

| NAME           | POS. | PPG. | RPG. | APG. | FG%  | FT%  |
|----------------|------|------|------|------|------|------|
| Ashton Gibbs   | G    | 16.8 | 2.8  | 2.1  | .390 | .900 |
| Brad Wanamaker | G    | 12.8 | 6.4  | 4.4  | .433 | .719 |
| Jermaine Dixon | G    | 10.3 | 3.6  | 2.3  | .370 | .727 |
| Nasir Robinson | F    | 6.5  | 5.8  | 1.5  | .479 | .417 |
| Gary McGhee    | F    | 7.3  | 7.0  | 0.6  | .649 | .585 |

## Golden Eagles Collect 50th BIG EAST Win

With the team's 63-52 victory over USF on Saturday night, Marquette posted its 50th overall win in league play since joining the BIG EAST Conference.

Of the five programs (MU, Cincinnati, DePaul, Louisville, USF) to join the BIG EAST in 2005-06, only the Cardinals (55-25) have collected more overall victories. Cincinnati (32-48) is third, DePaul owns fourth (21-59) and USF has the fifth-most wins (16-64).

Only MU and Pittsburgh have claimed at least 10-or-more conference outings in each of the last four campaigns.

## Charity Stripe Key In Victory Over DePaul

On a night when MU shot just 38 percent (19-of-50) as a team from the field, the squad was able to utilize the free throw line in the team's 80-69 victory over DePaul on Feb. 3.

MU, which ranks second in the BIG EAST and 24th in the nation in free throw percentage (.740), finished the game 36-of-44 (81.8 percent) from the line. Junior forward Jimmy Butler led the way with a 14-of-16 effort from the charity stripe. Six of the nine players to see action made at least one attempt.

Marquette's 36 free throws were the most since knocking down 35-of-50 in a victory over Savannah State on Nov. 21, 2003. The 50 attempts in that contest set a school record and MU's 44 shots versus DePaul were the most by the team since that game.

## MU Values The Ball In Road Victory Over UConn

MU maximized its offensive opportunities in the victory over UConn on Jan. 30, turning the ball over a season-low three times against the Huskies in a narrow 70-68 victory.

The three miscues marked the lowest single-game total since turning it over on just three occasions in a 71-64 victory at Notre Dame last season. While each player to see action contributed to the minimal total, senior guards David Cubillan and Maurice Acker combine for 71 minutes of error-free court time. The duo also dished out 11 of the squad's 14 assists on the day.

Prior to the Notre Dame contest in 2008-09, the last time MU finished with less than three turnovers came in a 90-70 win over Butler on March 3, 1990. Former MU standout Tony Smith had 43 points in that contest.

## STATISTICAL COMPARISON

| Team       | G  | FG  | FGA  | PCT  | 3PT | 3PA | PCT  | FT  | FTA | PCT  | REB | AVG  | PF-DQ | A   | TO  | BS  | ST  | PTS  | AVG  |
|------------|----|-----|------|------|-----|-----|------|-----|-----|------|-----|------|-------|-----|-----|-----|-----|------|------|
| Pittsburgh | 25 | 587 | 1329 | .442 | 134 | 385 | .348 | 418 | 601 | .696 | 959 | 38.4 | 432-7 | 392 | 323 | 102 | 129 | 1726 | 69.0 |
| Marquette  | 24 | 628 | 1357 | .463 | 194 | 459 | .423 | 357 | 485 | .736 | 794 | 33.1 | 424-7 | 383 | 251 | 56  | 192 | 1807 | 75.3 |



## MARQUETTE IN THE BIG EAST STATS

through games of 2/14

### Team

|                     |              |
|---------------------|--------------|
| SCORING OFFENSE:    | .7th (75.8)  |
| SCORING DEFENSE:    | .3rd (63.7)  |
| FT PERCENTAGE:      | .2nd (74.0)  |
| FG PERCENTAGE:      | .5th (46.4)  |
| ASSISTS:            | .4th (16.2)  |
| STEALS:             | .4th (8.0)   |
| BLOCKED SHOTS:      | .16th (2.3)  |
| FG PCT. DEFENSE:    | .15th (44.4) |
| OFFENSIVE REBOUNDS: | .15th (11.6) |
| DEFENSIVE REBOUNDS: | .15th (21.6) |
| 3-PT FG'S MADE:     | .1st (188)   |

### Individual

#### SCORING

|               |                   |
|---------------|-------------------|
| Lazar Hayward | .7th (18.6 ppg.)  |
| Jimmy Butler  | .19th (15.3 ppg.) |

#### FIELD GOAL PERCENTAGE

|              |             |
|--------------|-------------|
| Jimmy Butler | .7th (.562) |
|--------------|-------------|

#### 3-POINT FIELD GOAL PERCENTAGE

|                     |             |
|---------------------|-------------|
| Maurice Acker       | .1st (.500) |
| Darius Johnson-Odom | .2nd (.495) |

#### REBOUNDING

|               |                  |
|---------------|------------------|
| Lazar Hayward | .7th (8.1 rpg.)  |
| Jimmy Butler  | .18th (6.6 rpg.) |

## 2009-10 MARQUETTE ROSTER

| NO. | NAME                | POS. | HT.  | WT. | CL. | HOMETOWN             |
|-----|---------------------|------|------|-----|-----|----------------------|
| 1   | Darius Johnson-Odom | G    | 6-2  | 200 | So. | Raleigh, N.C.        |
| 2   | Maurice Acker       | G    | 5-8  | 165 | Sr. | Hazel Crest, Ill.    |
| 5   | Junior Cadougan     | G    | 6-1  | 205 | Fr. | Toronto, Ontario     |
| 10  | David Cubillan      | G    | 6-0  | 175 | Sr. | Maracaibo, Venezuela |
| 12  | Erik Williams       | F    | 6-7  | 200 | Fr. | Houston, Texas       |
| 21  | Joseph Fulce        | F    | 6-7  | 205 | Jr. | Plano, Texas         |
| 23  | Dwight Buycks       | G    | 6-3  | 190 | Jr. | Milwaukee, Wis.      |
| 32  | Lazar Hayward       | F    | 6-6  | 225 | Sr. | Buffalo, N.Y.        |
| 33  | Jimmy Butler        | G/F  | 6-6  | 215 | Jr. | Tomball, Texas       |
| 42  | Chris Otule #       | C    | 6-10 | 260 | So. | Richmond, Texas      |
| 45  | Robert Frozena *    | G    | 6-1  | 190 | Jr. | Sherwood, Wis.       |
| 55  | Youssoupha Mbao     | C    | 7-2  | 215 | Fr. | Dakar, Senegal       |

\* = walk-on # = out for season

**Head Coach:** Buzz Williams (Oklahoma City, 1994)

**Assistant Coaches:** Tony Benford (Texas Tech, 1992), Aki Collins (Clark Atlanta, 1997)  
Scott Monarch (Mississippi Valley St., 1986)

**Dir. of Basketball Operations:** Bart Lundy (Winthrop, 1995)

**Coor. of Basketball Operations:** Brad Autry (NW Oklahoma St., 1991)

**Basketball Technology Assistant:** Jake Nelp (Colorado St., 2001)

## Butler's Heroics Provide MU With Ranked Road Win

Junior forward Jimmy Butler's fadeaway jumper with 2.8 seconds left allowed MU to claim a 70-68 victory over No. 19/19 UConn.

The victory was the first on the road for the Golden Eagles against a top-25 opponent since they defeated Pittsburgh 77-74 in overtime in 2006-07.

Butler finished with a game-high 21 points and also chipped in seven rebounds in 37 minutes of action.

## Hayward's Addition To Group Makes It A Trio

When senior Lazar Hayward grabbed his fifth rebound in the victory over Rutgers on Jan. 26, he immediately became a member of a highly exclusive trio at Marquette.

With his 800th career board, he joined just two other players in MU history to collect over 1,500 points and 800 rebounds. Only Don Kojis (1,504 points, 1,222 rebounds) and Bo Ellis (1,663 points, 1,085 rebounds) have accomplished that feat.

Hayward (currently seventh) recently passed Kojis (now 16th) on the all-time scoring list, but the former All-America selection and Ellis own the top-two positions on the rebounding list.

Hayward enters Saturday's game with 1,689 points and 848 rebounds.

## Acker Finishes Perfect From 3-Point Land

Entering this season, on only five occasions had a MU player made at least five 3-pointers in a game without missing an attempt.

Following senior Maurice Acker's 6-of-6 effort from distance in the win over Providence on Jan. 17, the Golden Eagles have now accomplished that feat twice in 2009-10. Classmate David Cubillan drained all six of his treys earlier this month in the victory over Georgetown.

Acker finished with a collegiate-best 23 points, finishing 8-of-9 from the field overall. He also chipped in two assists, a rebound and one steal. His point total marked a personal-best at MU. Acker did collect 23 points as a freshman at Ball State in 2005-06 in a contest at Kent State. The Hazel Crest, Ill., native claimed Mid-American Conference Freshman of the Year accolades that year.

## MU IN THE NCAA STATS

through games of 2/14

### 3-PT FIELD GOAL PERCENTAGE

|      |             |
|------|-------------|
| Team | .2nd (.423) |
|------|-------------|

### ASSIST-TURNOVER RATIO

|      |             |
|------|-------------|
| Team | .4th (1.53) |
|------|-------------|

### TURNOVERS PER GAME

|      |                  |
|------|------------------|
| Team | .6th (10.5 tpg.) |
|------|------------------|

### TURNOVER MARGIN

|      |            |
|------|------------|
| Team | .7th (4.5) |
|------|------------|

### FREE THROW PERCENTAGE

|      |              |
|------|--------------|
| Team | .35th (.736) |
|------|--------------|

### ASSIST-TO-TURNOVER RATIO

|               |             |
|---------------|-------------|
| Maurice Acker | .6th (3.04) |
|---------------|-------------|



## Associated Press Top 25

|                         |       |
|-------------------------|-------|
| 1. Kansas (62) 24-1     | 1,622 |
| 2. Kentucky (3) 24-1    | 1,557 |
| 3. Villanova 22-2       | 1,482 |
| 4. Purdue 21-3          | 1,403 |
| 5. Syracuse 24-2        | 1,389 |
| 6. Duke 21-4            | 1,278 |
| 7. Kansas State 20-4    | 1,239 |
| 8. West Virginia 19-5   | 1,101 |
| 9. Ohio State 20-6      | 1,068 |
| 10. Georgetown 18-6     | 966   |
| 11. Michigan State 20-6 | 906   |
| 12. New Mexico 23-3     | 888   |
| 13. Gonzaga 21-4        | 830   |
| 14. Wisconsin 19-6      | 697   |
| 15. Texas 20-5          | 674   |
| 16. Brigham Young 23-3  | 669   |
| 17. Vanderbilt 19-5     | 529   |
| 18. Butler 23-4         | 527   |
| 19. Pittsburgh 19-6     | 398   |
| 20. Tennessee 18-6      | 381   |
| 21. Temple 20-5         | 347   |
| 22. Baylor 19-5         | 316   |
| 23. Wake Forest 18-5    | 286   |
| 24. Texas A&M 18-6      | 231   |
| 25. Richmond 20-6       | 101   |

### Others Receiving Votes

Northern Iowa 74, Virginia Tech 59, UTEP 46, Illinois 29, **Marquette 12**, Mississippi State 5, UNLV 5, Old Dominion 4, Cornell 2, Georgia Tech 1, Maryland 1, San Diego State 1, Xavier 1.

## ESPN/USA Today Top 25

|                         |     |
|-------------------------|-----|
| 1. Kansas (30) 24-1     | 774 |
| 2. Kentucky (1) 24-1    | 745 |
| 3. Villanova 22-2       | 704 |
| 4. Purdue 21-3          | 658 |
| 5. Syracuse 24-2        | 645 |
| 6. Duke 21-4            | 636 |
| 7. Kansas State 20-4    | 580 |
| 8. West Virginia 19-5   | 510 |
| 9. Gonzaga 21-4         | 507 |
| 10. Georgetown 18-6     | 443 |
| 11. Michigan State 20-6 | 432 |
| 12. Ohio State 20-6     | 428 |
| 13. Butler 23-4         | 411 |
| 14. Brigham Young 23-3  | 346 |
| 15. New Mexico 23-3     | 330 |
| 16. Wisconsin 19-6      | 322 |
| 17. Texas 20-5          | 287 |
| 18. Tennessee 18-6      | 241 |
| 19. Vanderbilt 19-5     | 200 |
| 20. Temple 20-5         | 187 |
| 21. Pittsburgh 19-6     | 181 |
| 22. Baylor 19-5         | 102 |
| 23. Texas A&M 18-6      | 98  |
| 24. Northern Iowa 22-3  | 73  |
| 25. Wake Forest 18-5    | 58  |

### Others Receiving Votes

Virginia Tech 35, Richmond 29, Cornell 24, UTEP 14, UNLV 11, Georgia Tech 9, Illinois 9, Notre Dame 9, Rhode Island 9, California 6, Clemson 5, Maryland 4, Florida State 3, Utah State 3, Siena 2, UAB 2, Charlotte 2, Xavier 1.

## HOW MU'S OPPONENTS HAVE FARED

| OPPONENT (DATE)                | W         | L        | LAST GAME                         | NEXT GAME              |
|--------------------------------|-----------|----------|-----------------------------------|------------------------|
| Centenary (11/13)              | 8         | 18       | L, 64-55 vs. WIU                  | 2/16 @ Oral Roberts    |
| Maryland Eastern Shore (11/17) | 7         | 18       | L, 80-71 vs. Florida A&M          | 2/15 vs. Beth.-Cook.   |
| Grambling (11/21)              | 6         | 14       | L, 87-66 @ Texas So.              | 2/15 @ Prairie View    |
| South Dakota (11/24)           | 14        | 9        | W, 79-74 vs. Chicago St.          | 2/18 vs. Utah Valley   |
| Xavier (11/26)                 | 17        | 7        | W, 76-64 @ Florida                | 2/17 vs. St. Joseph's  |
| Michigan (11/27)               | 12        | 12       | W, 71-63 @ Minnesota              | 2/16 @ Iowa            |
| Florida St. (11/29)            | 17        | 6        | @ Clemson                         | 2/17 @ Virginia        |
| NC St. (12/5)                  | 14        | 12       | L, 74-61 @ N. Carolina            | 2/17 vs. Maryland      |
| Milwaukee (12/8)               | 14        | 12       | W, 71-60 @ Detroit                | 2/15 vs. Youngstown St |
| Wisconsin (12/12)              | 19        | 6        | W, 83-55 vs. Indiana              | 2/18 @ Minnesota       |
| North Florida (12/19)          | 12        | 14       | W, 68-65 vs. FGCU                 | 2/18 @ Mercer          |
| Presbyterian (12/27)           | 4         | 22       | L, 66-53 @ Winthrop               | 2/16 vs. UNC-Asheville |
| West Virginia (12/29)          | 19        | 5        | L, 98-95 @ Pittsburgh             | 2/17 @ Providence      |
| Villanova (1/2, 1/9)           | 21        | 2        | W, 92-81 vs. Providence           | 2/15 vs. UConn         |
| Georgetown (1/6)               | 18        | 5        | L, 71-68 @ Rutgers                | 2/18 vs. Syracuse      |
| Providence (1/17, 2/6)         | 12        | 12       | L, 92-81 @ Villanova              | 2/17 vs. West Virginia |
| DePaul (1/20, 2/3)             | 8         | 15       | L, 79-71 @ Seton Hall             | 2/16 vs. Rutgers       |
| Syracuse (1/23)                | 23        | 1        | L, 66-60 vs. Louisville           | 2/18 @ Georgetown      |
| Rutgers (1/26)                 | 11        | 12       | W, 71-68 vs. Georgetown           | 2/16 @ DePaul          |
| Connecticut (1/30)             | 14        | 9        | L, 60-48 vs. Cincinnati           | 2/15 @ Villanova       |
| USF (2/13)                     | 15        | 9        | L, 63-52 @ MU                     | 2/16 vs. Cincinnati    |
| <b>Pittsburgh (2/18)</b>       | <b>19</b> | <b>6</b> | <b>W, 98-95 vs. West Virginia</b> | <b>2/18 @ MU</b>       |
| Cincinnati (2/21)              | 14        | 9        | W, 60-48 @ UConn                  | 2/16 @ USF             |
| St. John's (2/24)              | 12        | 10       | W, 69-68 @ Notre Dame             | 2/17 vs. Seton Hall    |
| Seton Hall (2/28)              | 12        | 9        | W, 79-71 vs. DePaul               | 2/17 @ St. John's      |
| Louisville (3/2)               | 15        | 8        | W, 66-60 @ Syracuse               | 2/17 vs. Notre Dame    |
| Notre Dame (3/6)               | 17        | 7        | L, 69-68 vs. St. John's           | 2/17 @ Louisville      |

## Is Key To Victory Field Goal Percentage?

Head coach Buzz Williams has stressed defense since he took over the reigns of the program and that focus, along with offensive efficiency, has played a key role in the team's success during his tenure.

Dating back to the start of last season, the Golden Eagles are 30-0 when finishing the game with a field goal percentage even-or-better than their opponents. That includes a 13-0 mark in 2009-10.

Since 2008-09, MU has finished 50 percent-or-better from the field on 19 occasions and owns an 18-1 record (lone loss came at Villanova, 102-84) in those outings.

The victory over Georgetown on Jan. 6 marked the first time in 2009-10 that MU was victorious when its opponent shot better from the field. The Hoyas made 48.9 percent of their shots while the Golden Eagles were able to connect on just 38.9 percent of their opportunities.

MU also tallied a win at No. 19/19 UConn after shooting just 38.1 percent from the floor and defeated DePaul on Wednesday following a 38.0 percent effort from the field.

## Williams Collects 50th Career Victory

Marquette's 93-63 victory over Providence marked the 50th career win for head coach Buzz Williams as a program mentor.

Williams currently owns an overall record of 55-35 in just over two years as a head coach. He is 41-18 at Marquette after posting a 14-win campaign at New Orleans in 2006-07.



The "Inside Marquette Basketball with Buzz Williams" television program is on Sports32 this season, debuting Nov. 11. The show will air on Tuesdays at 5 p.m. and 10:30 p.m.

The 30-minute program is hosted by Dennis Krause and features behind-the-scenes access to the Marquette men's basketball program.

"The Marquette Basketball Hour with Buzz Williams" radio program airs from 6-7 p.m. CT Monday nights on ESPN Radio 540 AM.



Steve "The Homer" True, the voice of the Golden Eagles, hosts the hour-long broadcast from The Annex and 540 ESPN's studio. Head coach Buzz Williams, players, members of the coaching staff and special guests are featured.

## RESULT BREAKDOWN

### Record

|                     | Overall     | BE         |
|---------------------|-------------|------------|
| Home: .....         | 12-2        | 5-1        |
| Away: .....         | 2-5         | 2-4        |
| Neutral: .....      | 2-1         | --         |
| <b>TOTALS</b> ..... | <b>16-8</b> | <b>7-5</b> |

### Record By Month

|                     | Overall     | BE         |
|---------------------|-------------|------------|
| November: .....     | 6-1         | --         |
| December: .....     | 3-3         | 0-1        |
| January: .....      | 4-4         | 4-4        |
| February: .....     | 3-0         | 3-0        |
| March: .....        | --          | --         |
| <b>TOTALS</b> ..... | <b>16-8</b> | <b>7-5</b> |

### Record By Starting Lineup

|                                |     |
|--------------------------------|-----|
| Cubillan, Buycks, Fulce .....  | 4-3 |
| Hayward, Butler                |     |
| Cubillan, Buycks, Otule .....  | 1-0 |
| Hayward, Butler                |     |
| Cubillan, Johnson-Odom, Fulce  | 2-0 |
| Hayward, Butler                |     |
| Cubillan, Johnson-Odom, Buycks | 1-2 |
| Hayward, Butler                |     |
| Cubillan, Acker, Fulce .....   | 2-2 |
| Hayward, Butler                |     |
| Cubillan, Johnson-Odom, Acker  | 6-1 |
| Hayward, Butler                |     |

## Hayward Moves Into Top-10 On Scoring List

Senior Lazar Hayward continues to collect double-digit scoring performances (22 straight) and as a result his climb up the school's all-time scoring list continues.

Hayward now owns 1,689 career points, good enough for seventh on the career list. The Buffalo, N.Y., native's move up the rankings now takes aim at former stand-outs Brian Wardle and Travis Diener, who owns the sixth and fifth positions, respectively.

Hayward joins former teammates Jerel McNeal (1st, 1,985), Dominic James (3rd, 1,749) and Matthews (8th, 1,673) in the top-10.

### Top Scorers

|     |             |                      |                |
|-----|-------------|----------------------|----------------|
| 1.  | 1985        | Jerel McNeal         | 2005-09        |
| 2.  | 1773        | George Thompson      | 1966-69        |
| 3.  | 1749        | Dominic James        | 2005-09        |
| 4.  | 1735        | Butch Lee            | 1974-78        |
| 5.  | 1691        | Travis Diener        | 2001-05        |
| 6.  | 1690        | Brian Wardle         | 1997-01        |
| 7.  | <b>1689</b> | <b>LAZAR HAYWARD</b> | <b>2006-10</b> |
| 8.  | 1688        | Tony Smith           | 1986-90        |
| 9.  | 1673        | Wesley Matthews      | 2005-09        |
| 10. | 1663        | Bo Ellis             | 1973-77        |

## Golden Eagles Claim 10th BIG EAST Win, Again

MU claimed the team's 10th league victory of 2008-09 with a 73-59 decision over St. John's, reaching the 10-win mark for the fourth-straight year.

Marquette finished with 12 league victories, which marked the highest total since the program joined the BIG EAST.

Of the 16 teams in the BIG EAST since 2005-06, only MU and Pittsburgh have captured at least 10 victories in each of the the last four campaigns.

## Cubillan Member Of Venezuelan Quartet

Senior David Cubillan is one of just four native Venezuelans competing at the NCAA Division I level in 2009-10.

The Maracaibo, Venezuela, native joins fellow countrymen Greg Echenique (Creighton), Greivis Vasquez (Maryland) and Luis Valera (Texas-Pan American) to form a quartet of players participating at a program in the top collegiate level.

## 2009-10 Roster Reaches Both Ends Of The Spectrum

Marquette's 2009-10 roster features players at both ends of the height spectrum among the 16 teams in the BIG EAST Conference.

Officially listed at 5-7, senior Maurice Acker is the shortest player in the league and Youssoupha Mbao, who checks in at 7-2, is tied with DePaul's Kene Obi as the tallest player in the conference.

Mbao is the tallest player to suit up for Marquette since Jim McIlvaine in 1993-94.

### LED MARQUETTE IN ...

|                          |              |    |
|--------------------------|--------------|----|
| <b>SCORING:</b> .....    | Hayward      | 12 |
| .....                    | Butler       | 8  |
| .....                    | Johnson-Odom | 3  |
| .....                    | Cubillan     | 1  |
| .....                    | Acker        | 1  |
| <b>REBOUNDING:</b> ..... | Hayward      | 14 |
| .....                    | Butler       | 8  |
| .....                    | Buycks       | 3  |
| .....                    | Fulce        | 1  |
| .....                    | Johnson-Odom | 2  |
| <b>ASSISTS:</b> .....    | Acker        | 10 |
| .....                    | Cubillan     | 8  |
| .....                    | Buycks       | 5  |
| .....                    | Butler       | 3  |
| .....                    | Johnson-Odom | 3  |
| .....                    | Hayward      | 1  |
| <b>STEALS:</b> .....     | Hayward      | 9  |
| .....                    | Buycks       | 7  |
| .....                    | Acker        | 4  |
| .....                    | Fulce        | 4  |
| .....                    | Butler       | 4  |
| .....                    | Cubillan     | 3  |
| .....                    | Johnson-Odom | 2  |
| .....                    | Acker        | 1  |



## Buzz Williams

**Head Coach | Second Season  
Oklahoma City, 1994**

**25 victories. 12 BIG EAST Conference wins. 2 all-league players. 1 NCAA Championship appearance and victory. 1 nationally ranked recruiting class.**

Each of the impressive accomplishments listed above, as well as numerous others, were recorded during head coach Buzz Williams' first season leading the Marquette University men's basketball program.

The Golden Eagles' performance in 2008-09 mirrored that of a program firmly established in the tenure of a successful head coach, not that of a team under the direction of a first-year mentor.

Williams directed MU to a 25-10 overall record last season, which included a school-record 12 BIG EAST victories. The Golden Eagles advanced to the second round of the NCAA Championship and were ranked among the nation's top-25 teams the entire campaign. A pair of players, Jerel McNeal and Wesley Matthews, claimed all-league accolades and McNeal also claimed All-America honors.

Off the court, Williams and his staff assembled a consensus top-25 recruiting class, a group rated as high as No. 1 in the country by HoopScoopOnline.com. The program's community service efforts have also reached new heights under Williams, highlighted by "Buzz's Bunch." This group, founded by Williams, focuses on providing opportunities for special needs children to attend games and summer camps. The Golden Eagles have also continued and strengthened their long-standing relationships with Children's Hospital as well as Special Olympics.

In 2007-08, Williams served as an assistant coach with the Golden Eagles in his first season at Marquette. MU concluded the year 25-10 and advanced to the second round of the NCAA Tournament for the first time since 2003.

His coaching career has included stints as an assistant, associate head and head coach. He has nearly 15 years of experience at the NCAA Division I level. Williams has recruited and coached over 20 players who have earned all-conference accolades, including one league player of the year, two conference freshmen of the year and an Associated Press All-American (McNeal).

Williams arrived in Milwaukee after serving for one season as the head coach at the University of New Orleans. He guided the Privateers to a 14-win campaign in 2006-07 and his roster featured Bo McCalebb, the Sun Belt Conference Player of the Year. UNO claimed fourth place in the Sun Belt's Western Division and advanced to the league tournament quarterfinals. The squad claimed as many victories on the road that season as it had in the previous three seasons combined. His recruiting class for the 2007-08 season was ranked in the top 50 nationally by HoopScoopOnline.com.

Prior to UNO, Williams served as an assistant coach and recruiting coordinator at Texas A&M for two seasons (2004-05/2005-06) under head coach Billy Gillispie. Both of his recruiting classes with the Aggies were ranked among the best in the nation and featured some of the top-ranked talent at the prep level. The squad made its first NCAA Tournament appearance in 25 years in 2005-06 and the previous team posted the top turnaround in the nation, improving its win total in 2004-05 by 14 games.

Williams spent four seasons (2000-01/2003-04) at Colorado State, serving as an assistant the first three seasons before being promoted to associate head coach in 2003-04. Two of his recruiting classes were ranked among the 40-best in the nation, including the 2003 group, which was tabbed No. 1 in the Mountain West Conference.

Colorado State made its first NCAA Tournament appearance in 13 years during his tenure and he was named one of the top assistants in the country by HoopScoopOnline.com. Williams was previously an assistant at Northwestern State (1999-2000), Texas A&M-Kingsville (1998-99) and UT-Arlington (1994-98).

Williams signed the highest-rated recruiting class in the history of the Southland Conference while at Northwestern State. The Demons advanced to their first ever NCAA Tournament the following season and two of his recruited players were named all-conference, while one was tabbed Southland Conference Tournament MVP.

His accomplishments at Texas A&M-Kingsville include signing the 1998-99 Lone Star Conference Freshman of the Year and a third team All-America guard.

At Texas-Arlington, Williams recruited a Southland Conference Freshman of the Year and signed the first Academic All-American in the school's history. Williams was a student assistant

### Williams' Career Record

|                             |     |                       |              |
|-----------------------------|-----|-----------------------|--------------|
| UALR.....                   | 2-1 | North Florida.....    | 1-0          |
| Arkansas St.....            | 0-2 | NC St.....            | 1-1          |
| Centenary.....              | 1-0 | North Texas.....      | 2-0          |
| Central Michigan.....       | 1-0 | Northern Iowa.....    | 1-0          |
| Chicago St.....             | 1-0 | Northwestern St.....  | 0-1          |
| Cincinnati.....             | 1-0 | Notre Dame.....       | 1-0          |
| Connecticut.....            | 1-1 | Pittsburgh.....       | 0-1          |
| Dayton.....                 | 0-1 | Presbyterian.....     | 2-0          |
| Denver.....                 | 2-0 | Providence.....       | 3-0          |
| DePaul.....                 | 3-1 | Rutgers.....          | 2-0          |
| Florida Atlantic.....       | 0-2 | St. John's.....       | 2-0          |
| Florida International.....  | 1-0 | Seton Hall.....       | 1-0          |
| Florida St.....             | 0-2 | South Alabama.....    | 0-1          |
| Georgetown.....             | 3-0 | South Dakota.....     | 1-0          |
| Grambling St.....           | 1-0 | USF.....              | 1-1          |
| Hampton.....                | 0-1 | Syracuse.....         | 0-2          |
| Houston Baptist.....        | 1-0 | Tennessee.....        | 0-1          |
| IPFW.....                   | 1-0 | Texas Southern.....   | 1-0          |
| Jacksonville St.....        | 1-0 | UT-Tyler.....         | 1-0          |
| Lamar.....                  | 1-0 | Troy.....             | 1-0          |
| UL-Lafayette.....           | 1-1 | Tulane.....           | 1-1          |
| UL-Monroe.....              | 1-1 | Utah St.....          | 1-0          |
| Louisville.....             | 0-1 | Vermont.....          | 0-1          |
| Maryland Eastern Shore..... | 1-0 | Villanova.....        | 1-4          |
| Michigan.....               | 1-0 | West Virginia.....    | 1-1          |
| Middle Tennessee St.....    | 0-1 | Western Carolina..... | 1-0          |
| Milwaukee.....              | 2-0 | Western Kentucky..... | 0-1          |
| Mississippi.....            | 0-1 | Wisconsin.....        | 1-1          |
| Mississippi St.....         | 0-1 | Xavier.....           | 1-0          |
| Missouri.....               | 0-1 | <b>TOTALS.....</b>    | <b>55-35</b> |

coach from 1992-94 at Oklahoma City University where he assisted the team to the 1994 NAIA championship after it advanced to the Sweet 16 the previous year.

Williams served as a student assistant from 1990-92 at Navarro College (Corsicana, Texas) where the team won consecutive conference titles while sporting a 45-17 record during his tenure. He began his undergraduate career under mentor Lewis Orr, who was inducted into the National Junior College Athletic Association Hall of Fame in 2009 after a 37-year career at the junior college level.

The Van Alstyne, Texas, native earned a bachelor's degree in kinesiology from Oklahoma City University in 1994 before completing his master's work at Texas A&M-Kingsville in 1999.

Williams is married to the former Corey Norman and the couple has two daughters, Zera (7) and Addyson (1), and two sons, Calvin (6) and Mason (3).

### Coaching Career

|                 |                         |                      |  |
|-----------------|-------------------------|----------------------|--|
| 2008-09         | Head Coach              | Marquette            | NCAA Second Round  |
| 2007-08         | Assistant Coach         | Marquette            | NCAA Second Round  |
| 2006-07         | Head Coach              | New Orleans          |  |
| 2004-05/2005-06 | Assistant Coach         | Texas A&M            | NCAA Second Round (2005-06)<br>NIT Third Round (2004-05) |
| 2003-04         | Associate Head Coach    | Colorado State       |  |
| 2000-01/2002-03 | Assistant Coach         | Colorado State       | NCAA First Round (2002-03)                               |
| 1999-00         | Assistant Coach         | Northwestern State   |  |
| 1998-99         | Assistant Coach         | Texas A&M-Kingsville |  |
| 1994-95/1997-98 | Assistant Coach         | Texas-Arlington      |  |
| 1992-93/1993-94 | Student Assistant Coach | Oklahoma City Univ.  |  |
| 1990-91/1991-92 | Student Assistant Coach | Navarro College      |  |


### Williams File

|             |   |
|-------------|---|
| Birth Date: | September 1, 1972   |
| Hometown:   | Van Alstyne, Texas  |
| Family:     | Corey (wife) and children Zera (7), Calvin (6), Mason (3) and Addyson (1)                                     |
| Education:  | Texas A&M-Kingsville, 1999 (Master's in Kinesiology)<br>Oklahoma City Univ., 1994 (Bachelor's in Kinesiology) |

# Marquette Game Notes



dariusjohnson-odom



So. | 6-2 | 200 | Guard  
Raleigh, NC  
Wakefield HS/Hutchinson CC

mauriceacker




Sr. | 5-8 | 165 | Guard  
Hazel Crest, IL  
Hillcrest HS/Ball State

juniorcadougan




Fr. | 6-1 | 205 | Guard  
Toronto, Canada  
Christian Life Center Academy

davidcubillan



Sr. | 6-0 | 175 | Guard  
Maracaibo, Venezuela  
St. Benedict's Prep

erikwilliams



Fr. | 6-7 | 200 | Forward  
Houston, TX  
Cypress Springs HS

josephfulce



Jr. | 6-7 | 205 | Forward  
Plano, TX  
Plano HS/Tyler JC

dwightbuycks




Jr. | 6-3 | 190 | Guard  
Milwaukee, WI  
Bay View HS/Indian Hills JC

lazarhayward



Sr. | 6-6 | 225 | Forward  
Buffalo, NY  
Notre Dame Prep

jimmybutler



Jr. | 6-6 | 215 | Guard  
Tomball, TX  
Tomball HS/Tyler JC

chrisotule




So. | 6-10 | 260 | Center  
Richmond, TX  
Ft. Bend Bush HS

robertfrozena



Jr. | 6-1 | 190 | Guard  
Sherwood, WI  
St. Mary Central HS

youssouphambao



Fr. | 7-2 | 215 | Center  
Dakar, Senegal  
Stoneridge Prep

buzzwilliams



Head Coach  
Second Year at Marquette  
Oklahoma City, 1994

## Pronunciation Guide

|                 |                       |
|-----------------|-----------------------|
| Dwight Buycks   | bikes                 |
| Junior Cadougan | cah-do-gan            |
| David Cubillan  | dah-veed coo-bee-yahn |
| Lazar Hayward   | lah-zahr              |
| Joseph Fulce    | fuhlse                |
| Youssoupa Mbao  | you-sof-a m-bow       |
| Chris Otule     | oh-tool-ay            |

# Marquette Game Notes



Page 9

| MSOE 47, Marquette 106 (Exhibition) |       |      |       |      |     |                 |    |    |    |     |     |    |
|-------------------------------------|-------|------|-------|------|-----|-----------------|----|----|----|-----|-----|----|
| Nov. 7, 2009                        |       |      |       |      |     | Milwaukee, Wis. |    |    |    |     |     |    |
| MSOE                                | min   | fg-a | 3fg-a | ft-a | reb | ast             | to | bk | st | pf  | pts |    |
| Luke Larson                         | 14    | 1-5  | 0-1   | 0-0  | 1   | 1               | 5  | 0  | 2  | 2   | 2   | 2  |
| Austin Meier                        | 28    | 1-4  | 0-1   | 0-0  | 1   | 4               | 3  | 0  | 1  | 2   | 2   | 2  |
| Jeremy Orr                          | 21    | 3-6  | 1-2   | 0-0  | 8   | 0               | 2  | 0  | 0  | 4   | 7   | 7  |
| Austin Keams                        | 17    | 0-1  | 0-1   | 0-0  | 0   | 0               | 1  | 0  | 0  | 1   | 0   | 0  |
| Bennett Deacon                      | 19    | 2-5  | 1-3   | 0-0  | 1   | 1               | 3  | 0  | 0  | 0   | 5   | 5  |
| Alex Ahola                          | 9     | 0-4  | 0-4   | 0-0  | 0   | 0               | 1  | 0  | 1  | 0   | 0   | 0  |
| Joe Cap                             | 2     | 0-1  | 0-1   | 0-0  | 0   | 0               | 0  | 0  | 0  | 0   | 0   | 0  |
| Rob Linzmeier                       | 19    | 4-7  | 3-5   | 0-0  | 1   | 2               | 2  | 0  | 1  | 0   | 11  | 11 |
| Tyler Morgan                        | 20    | 2-2  | 2-2   | 4-4  | 0   | 4               | 5  | 0  | 1  | 2   | 10  | 10 |
| Imani Graham                        | 19    | 1-3  | 0-1   | 3-4  | 3   | 1               | 2  | 0  | 0  | 4   | 5   | 5  |
| Mike Ricciardi                      | 13    | 1-4  | 1-3   | 0-0  | 2   | 0               | 0  | 0  | 0  | 1   | 3   | 3  |
| Bob Wilson                          | 12    | 0-4  | 0-0   | 2-2  | 2   | 0               | 0  | 0  | 0  | 1   | 2   | 2  |
| Eric Bohrer                         | 7     | 0-1  | 0-0   | 0-2  | 2   | 0               | 0  | 1  | 0  | 2   | 0   | 0  |
| Team                                |       |      |       |      | 1   |                 |    |    |    |     |     |    |
| Totals                              | 15-47 | 8-24 | 9-12  | 20   | 13  | 25              | 1  | 6  | 19 | 47  |     |    |
| MARQUETTE                           | min   | fg-a | 3fg-a | ft-a | reb | ast             | to | bk | st | pf  | pts |    |
| Joseph Fulce                        | 17    | 2-5  | 0-0   | 2-2  | 6   | 5               | 1  | 0  | 0  | 1   | 6   | 6  |
| Lazar Hayward                       | 17    | 8-10 | 4-5   | 4-4  | 2   | 2               | 2  | 0  | 3  | 4   | 24  | 24 |
| Jimmy Butler                        | 19    | 3-6  | 1-1   | 7-8  | 10  | 0               | 0  | 1  | 2  | 0   | 14  | 14 |
| Maurice Acker                       | 28    | 1-7  | 0-3   | 1-2  | 4   | 2               | 2  | 0  | 0  | 0   | 3   | 3  |
| David Cubillan                      | 24    | 5-7  | 2-3   | 0-0  | 4   | 9               | 0  | 0  | 4  | 1   | 12  | 12 |
| Darius Johnson-Odom                 | 12    | 2-4  | 1-2   | 0-0  | 3   | 0               | 0  | 1  | 1  | 5   | 5   | 5  |
| Erik Williams                       | 8     | 2-4  | 0-0   | 0-0  | 2   | 0               | 1  | 1  | 0  | 2   | 4   | 4  |
| Dwight Buycks                       | 23    | 5-7  | 1-1   | 4-4  | 3   | 2               | 0  | 0  | 2  | 0   | 15  | 15 |
| Jeronne Maymon                      | 16    | 2-5  | 0-0   | 3-6  | 7   | 0               | 1  | 0  | 4  | 1   | 7   | 7  |
| Chris Otule                         | 16    | 6-8  | 0-0   | 2-5  | 5   | 0               | 2  | 1  | 0  | 0   | 14  | 14 |
| Robert Frozana                      | 6     | 1-1  | 0-0   | 0-0  | 1   | 1               | 0  | 0  | 0  | 2   | 2   | 2  |
| Youssoupha Mbaou                    | 14    | 0-1  | 0-0   | 0-0  | 1   | 0               | 2  | 0  | 0  | 2   | 0   | 0  |
| Team                                |       |      |       |      | 3   |                 |    |    |    |     |     |    |
| Totals                              | 37-65 | 9-15 | 23-31 | 48   | 24  | 11              | 3  | 16 | 14 | 106 |     |    |

**Halftime:** MU 53-25. **Dead Ball Rebounds:** MU 2-1.  
**Technical:** None. **Officials:** John Higgins, Paul Janssen, Lamar Simpson. **Attendance:** 13,821.

| Centenary 62, Marquette 85 |       |       |       |      |     |                 |    |    |    |    |     |    |
|----------------------------|-------|-------|-------|------|-----|-----------------|----|----|----|----|-----|----|
| Nov. 13, 2009              |       |       |       |      |     | Milwaukee, Wis. |    |    |    |    |     |    |
| CENTENARY                  | min   | fg-a  | 3fg-a | ft-a | reb | ast             | to | bk | st | pf | pts |    |
| Jerrald Bonham             | 25    | 3-6   | 0-0   | 3-3  | 4   | 3               | 3  | 1  | 0  | 5  | 9   | 9  |
| Roman Turner               | 26    | 0-5   | 0-3   | 4-4  | 0   | 3               | 2  | 0  | 1  | 5  | 4   | 4  |
| David Perez                | 34    | 8-16  | 4-10  | 5-5  | 1   | 3               | 0  | 2  | 0  | 25 | 25  | 25 |
| Daman Starring             | 37    | 0-8   | 0-3   | 5-6  | 6   | 3               | 5  | 0  | 2  | 2  | 5   | 5  |
| Maxx Nakwaasah             | 28    | 2-5   | 0-2   | 0-0  | 5   | 0               | 3  | 0  | 2  | 4  | 4   | 4  |
| Leo Davis                  | 7     | 0-2   | 0-1   | 0-0  | 1   | 1               | 1  | 0  | 0  | 1  | 0   | 0  |
| Matt Marseille             | 32    | 4-8   | 2-4   | 1-2  | 2   | 2               | 1  | 0  | 0  | 2  | 11  | 11 |
| Travis Sims                | 11    | 1-1   | 1-1   | 0-0  | 0   | 0               | 0  | 0  | 0  | 0  | 3   | 3  |
| David Swartz               | 9     | 0-2   | 0-2   | 1-2  | 3   | 0               | 1  | 0  | 0  | 5  | 1   | 1  |
| Jeron Trotman              | 1     | 0-0   | 0-0   | 0-0  | 1   | 0               | 0  | 0  | 0  | 0  | 0   | 0  |
| Team                       |       |       |       |      | 3   |                 |    |    |    |    |     |    |
| Totals                     | 18-53 | 7-26  | 19-22 | 26   | 15  | 17              | 1  | 7  | 24 | 62 |     |    |
| MARQUETTE                  | min   | fg-a  | 3fg-a | ft-a | reb | ast             | to | bk | st | pf | pts |    |
| Joseph Fulce               | 20    | 1-4   | 0-1   | 3-4  | 6   | 1               | 0  | 2  | 2  | 3  | 5   | 5  |
| Lazar Hayward              | 18    | 4-10  | 0-3   | 1-1  | 5   | 2               | 3  | 0  | 0  | 4  | 9   | 9  |
| Jimmy Butler               | 32    | 11-16 | 0-0   | 5-5  | 13  | 2               | 1  | 1  | 1  | 1  | 27  | 27 |
| David Cubillan             | 28    | 3-6   | 0-3   | 0-2  | 1   | 6               | 1  | 0  | 1  | 1  | 6   | 6  |
| Dwight Buycks              | 29    | 2-7   | 1-3   | 2-2  | 5   | 4               | 1  | 0  | 2  | 2  | 7   | 7  |
| Darius Johnson-Odom        | 23    | 3-6   | 2-5   | 2-2  | 2   | 1               | 2  | 0  | 1  | 3  | 10  | 10 |
| Maurice Acker              | 19    | 5-9   | 0-1   | 1-2  | 1   | 4               | 1  | 0  | 1  | 4  | 11  | 11 |
| Erik Williams              | 2     | 0-0   | 0-0   | 1-2  | 1   | 0               | 0  | 1  | 0  | 1  | 1   | 1  |
| Jeronne Maymon             | 21    | 3-4   | 0-0   | 3-4  | 5   | 0               | 3  | 0  | 1  | 2  | 9   | 9  |
| Chris Otule                | 6     | 0-1   | 0-0   | 0-2  | 1   | 0               | 2  | 1  | 0  | 2  | 0   | 0  |
| Robert Frozana             | 2     | 0-0   | 0-0   | 0-0  | 0   | 0               | 0  | 0  | 0  | 0  | 0   | 0  |
| Team                       |       |       |       |      | 3   |                 |    |    |    |    |     |    |
| Totals                     | 32-63 | 3-16  | 18-26 | 43   | 20  | 14              | 5  | 9  | 23 | 85 |     |    |

**Halftime:** MU 40-29. **Dead Ball Rebounds:** MU 3-2.  
**Technical:** None. **Officials:** Tim Higgins, Mike Roberts, James Breeding. **Attendance:** 14,093.

| UMES 60, Marquette 86 |       |       |       |      |     |                 |    |    |    |    |     |    |
|-----------------------|-------|-------|-------|------|-----|-----------------|----|----|----|----|-----|----|
| Nov. 17, 2009         |       |       |       |      |     | Milwaukee, Wis. |    |    |    |    |     |    |
| UMES                  | min   | fg-a  | 3fg-a | ft-a | reb | ast             | to | bk | st | pf | pts |    |
| Neal Pitt             | 30    | 1-5   | 0-1   | 2-2  | 8   | 0               | 1  | 1  | 1  | 3  | 4   | 4  |
| Lyvann Obama-Obama    | 14    | 0-1   | 0-0   | 0-0  | 0   | 0               | 1  | 0  | 0  | 1  | 0   | 0  |
| Kevin White           | 36    | 2-9   | 0-3   | 2-2  | 0   | 11              | 7  | 0  | 0  | 1  | 6   | 6  |
| Hillary Haley         | 32    | 8-16  | 2-3   | 4-4  | 2   | 1               | 4  | 0  | 1  | 2  | 22  | 22 |
| Mark Robertson        | 33    | 5-9   | 5-8   | 0-1  | 1   | 1               | 3  | 2  | 2  | 1  | 15  | 15 |
| Jamal Edwards         | 2     | 0-0   | 0-0   | 0-0  | 0   | 0               | 0  | 0  | 0  | 0  | 0   | 0  |
| Sean Berry            | 16    | 1-1   | 0-0   | 1-3  | 3   | 0               | 1  | 1  | 0  | 2  | 3   | 3  |
| Josh Bright           | 2     | 0-1   | 0-1   | 2-2  | 0   | 0               | 1  | 0  | 0  | 0  | 2   | 2  |
| Tim Burns             | 18    | 2-4   | 0-1   | 0-0  | 4   | 0               | 0  | 0  | 0  | 0  | 4   | 4  |
| James Cotton          | 14    | 1-2   | 0-0   | 0-1  | 4   | 1               | 1  | 0  | 0  | 2  | 2   | 2  |
| Tyler Hines           | 2     | 0-3   | 0-0   | 0-0  | 2   | 0               | 0  | 0  | 0  | 1  | 0   | 0  |
| Robert Tucker         | 1     | 1-1   | 0-0   | 0-0  | 1   | 0               | 0  | 0  | 0  | 1  | 2   | 2  |
| Team                  |       |       |       |      | 4   |                 |    |    |    |    |     |    |
| Totals                | 21-52 | 7-17  | 11-15 | 29   | 14  | 19              | 4  | 4  | 14 | 60 |     |    |
| MARQUETTE             | min   | fg-a  | 3fg-a | ft-a | reb | ast             | to | bk | st | pf | pts |    |
| Joseph Fulce          | 6     | 0-0   | 0-0   | 0-0  | 1   | 0               | 0  | 1  | 0  | 1  | 0   | 0  |
| Lazar Hayward         | 30    | 12-20 | 1-5   | 3-4  | 8   | 2               | 0  | 0  | 2  | 3  | 28  | 28 |
| Jimmy Butler          | 34    | 4-5   | 3-3   | 2-2  | 7   | 3               | 1  | 0  | 2  | 4  | 13  | 13 |
| David Cubillan        | 33    | 5-8   | 2-5   | 0-0  | 3   | 6               | 1  | 0  | 1  | 1  | 12  | 12 |
| Dwight Buycks         | 25    | 4-8   | 2-4   | 2-3  | 3   | 3               | 3  | 0  | 2  | 1  | 12  | 12 |
| Darius Johnson-Odom   | 12    | 1-6   | 1-5   | 0-0  | 1   | 1               | 1  | 0  | 1  | 1  | 3   | 3  |
| Maurice Acker         | 25    | 3-8   | 1-4   | 1-2  | 1   | 4               | 1  | 0  | 3  | 1  | 8   | 8  |
| Jeronne Maymon        | 22    | 1-4   | 0-0   | 2-4  | 6   | 2               | 1  | 0  | 0  | 2  | 4   | 4  |
| Chris Otule           | 11    | 3-4   | 0-0   | 1-1  | 3   | 0               | 1  | 3  | 0  | 2  | 6   | 6  |
| Robert Frozana        | 2     | 0-0   | 0-0   | 0-0  | 1   | 0               | 0  | 0  | 0  | 1  | 0   | 0  |
| Team                  |       |       |       |      | 2   |                 |    |    |    |    |     |    |
| Totals                | 33-63 | 10-26 | 10-16 | 36   | 21  | 9               | 4  | 11 | 17 | 86 |     |    |

**Halftime:** MU 40-33. **Dead Ball Rebounds:** 2-2.  
**Technical:** None. **Officials:** John Gaffney, Todd Williams, Gene Steratore. **Attendance:** 13,511.

| Grambling St. 41, Marquette 87 |       |      |       |      |     |                 |    |    |    |    |     |    |
|--------------------------------|-------|------|-------|------|-----|-----------------|----|----|----|----|-----|----|
| Nov. 21, 2009                  |       |      |       |      |     | Milwaukee, Wis. |    |    |    |    |     |    |
| Grambling St.                  | min   | fg-a | 3fg-a | ft-a | reb | ast             | to | bk | st | pf | pts |    |
| George Akpele                  | 19    | 2-5  | 0-0   | 0-0  | 4   | 0               | 2  | 2  | 1  | 3  | 4   | 4  |
| Ariece Perkins                 | 38    | 6-11 | 1-3   | 7-8  | 8   | 2               | 7  | 0  | 2  | 0  | 20  | 20 |
| Demarcus Blunt                 | 8     | 0-3  | 0-0   | 0-0  | 1   | 0               | 0  | 0  | 1  | 2  | 0   | 0  |
| Tomez Young                    | 28    | 3-9  | 1-4   | 3-4  | 3   | 2               | 1  | 0  | 2  | 3  | 10  | 10 |
| Lance Fuertado                 | 26    | 2-8  | 0-2   | 0-0  | 4   | 0               | 2  | 0  | 0  | 4  | 4   | 4  |
| Allan Saint-Gelais             | 1     | 0-0  | 0-0   | 0-0  | 0   | 0               | 0  | 0  | 0  | 0  | 0   | 0  |
| Donald Qualls                  | 21    | 1-5  | 1-4   | 0-0  | 1   | 1               | 1  | 0  | 1  | 2  | 3   | 3  |
| Terdarin Bryson                | 16    | 0-3  | 0-2   | 0-0  | 1   | 0               | 3  | 0  | 1  | 0  | 0   | 0  |
| Maurice Wilkerson              | 21    | 0-0  | 0-0   | 0-0  | 2   | 0               | 1  | 1  | 0  | 4  | 0   | 0  |
| Kevin Loyd                     | 22    | 0-4  | 0-2   | 0-0  | 1   | 0               | 5  | 0  | 1  | 1  | 0   | 0  |
| Team                           |       |      |       |      | 3   |                 |    |    |    |    |     |    |
| Totals                         | 14-48 | 3-17 | 10-12 | 28   | 5   | 22              | 4  | 8  | 20 | 41 |     |    |
| MARQUETTE                      | min   | fg-a | 3fg-a | ft-a | reb | ast             | to | bk | st | pf | pts |    |
| Lazar Hayward                  | 20    | 5-12 | 0-2   | 2-2  | 5   | 4               | 1  | 0  | 2  | 4  | 12  | 12 |
| Jimmy Butler                   | 27    | 4-5  | 1-2   | 6-7  | 2   | 3               | 0  | 0  | 2  | 1  | 15  | 15 |
| Chris Otule                    | 8     | 2-3  | 0-0   | 1-3  | 2   | 0               | 0  | 1  | 0  | 1  | 5   | 5  |
| David Cubillan                 | 30    | 3-10 | 1-4   | 1-1  | 6   | 1               | 3  | 0  | 5  | 1  | 8   | 8  |
| Dwight Buycks                  | 29    | 4-8  | 2-3   | 0-1  | 10  | 7               | 3  | 0  | 1  | 1  | 10  | 10 |
| Darius Johnson-Odom            | 16    | 3-5  | 3-4   | 4-4  | 1   | 2               | 1  | 0  | 1  | 1  | 13  | 13 |
| Maurice Acker                  | 17    | 3-6  | 2-3   | 1-2  | 3   | 4               | 2  | 0  | 1  | 1  | 9   | 9  |
| Erik Williams                  | 12    | 3-5  | 0-1   | 0-0  | 3   | 0               | 0  | 0  | 1  | 1  | 6   | 6  |
| Joseph Fulce                   | 21    | 2-4  | 0-1   | 1-2  | 5   | 0               | 2  | 1  | 1  | 0  | 5   | 5  |
| Jeronne Maymon                 | 11    | 0-1  | 0-0   | 0-0  | 5</ |                 |    |    |    |    |     |    |

# Marquette Game Notes



Page 10

| Michigan 65, Marquette 79   |       |      |       |      |     |     |    |    |    |    |     |  |
|-----------------------------|-------|------|-------|------|-----|-----|----|----|----|----|-----|--|
| Nov. 27, 2009 Orlando, Fla. |       |      |       |      |     |     |    |    |    |    |     |  |
| Michigan                    | min   | fg-a | 3fg-a | ft-a | reb | ast | to | bk | st | pf | pts |  |
| Zack Novak                  | 31    | 1-2  | 0-1   | 1-2  | 5   | 3   | 0  | 0  | 0  | 4  | 3   |  |
| DeShawn Sims                | 31    | 3-10 | 0-2   | 2-2  | 6   | 0   | 3  | 2  | 3  | 1  | 8   |  |
| Manny Harris                | 38    | 9-16 | 0-4   | 4-6  | 8   | 4   | 1  | 0  | 0  | 1  | 22  |  |
| Darius Morris               | 28    | 1-5  | 0-0   | 0-0  | 1   | 3   | 2  | 0  | 0  | 4  | 2   |  |
| Laval Lucas-Perry           | 26    | 4-7  | 2-4   | 2-4  | 2   | 0   | 1  | 0  | 1  | 3  | 12  |  |
| Stu Douglass                | 20    | 2-7  | 0-5   | 1-1  | 0   | 2   | 1  | 0  | 1  | 0  | 5   |  |
| Eso Akunne                  | 1     | 0-0  | 0-0   | 0-0  | 0   | 0   | 0  | 0  | 0  | 0  | 1   |  |
| Anthony Wright              | 9     | 1-2  | 0-1   | 0-0  | 1   | 0   | 1  | 0  | 0  | 1  | 2   |  |
| Matt Vogrich                | 6     | 1-1  | 1-1   | 0-0  | 0   | 1   | 0  | 0  | 0  | 1  | 3   |  |
| Zack Gibson                 | 10    | 3-5  | 0-2   | 2-3  | 3   | 1   | 0  | 0  | 0  | 1  | 8   |  |
| Team                        |       |      |       |      |     |     |    |    |    |    | 1   |  |
| Totals                      | 25-55 | 3-20 | 12-18 | 27   | 14  | 9   | 2  | 5  | 17 | 65 |     |  |
| MARQUETTE                   | min   | fg-a | 3fg-a | ft-a | reb | ast | to | bk | st | pf | pts |  |
| Lazar Hayward               | 29    | 7-17 | 1-6   | 7-8  | 9   | 1   | 3  | 0  | 0  | 4  | 22  |  |
| Jimmy Butler                | 35    | 5-9  | 0-0   | 7-8  | 9   | 2   | 2  | 0  | 2  | 2  | 17  |  |
| Darius Johnson-Odom         | 35    | 5-9  | 2-4   | 2-3  | 4   | 3   | 2  | 0  | 1  | 2  | 14  |  |
| David Cubillan              | 28    | 1-2  | 1-2   | 0-0  | 2   | 2   | 0  | 0  | 0  | 3  | 3   |  |
| Dwight Buycks               | 28    | 6-10 | 0-1   | 1-1  | 3   | 2   | 2  | 0  | 0  | 5  | 13  |  |
| Maurice Acker               | 29    | 3-5  | 2-4   | 0-1  | 0   | 4   | 0  | 1  | 2  | 1  | 8   |  |
| Joseph Fulce                | 3     | 0-0  | 0-0   | 0-0  | 0   | 1   | 0  | 0  | 0  | 1  | 0   |  |
| Jeronne Maymon              | 13    | 1-1  | 0-0   | 0-0  | 3   | 0   | 1  | 0  | 0  | 2  | 2   |  |
| Team                        |       |      |       |      |     |     |    |    |    |    | 3   |  |
| Totals                      | 28-53 | 6-17 | 17-21 | 33   | 15  | 10  | 1  | 5  | 20 | 79 |     |  |

**Halftime:** MU 44-35. **Dead Ball Rebounds:** UM 4-0. **Technical:** None. **Officials:** Rick Hartzell, Rick Crawford, John Higgins. **Attendance:** 3,660.

| Florida St. 57, Marquette 56 |       |      |       |      |     |     |    |    |    |    |     |  |
|------------------------------|-------|------|-------|------|-----|-----|----|----|----|----|-----|--|
| Nov. 29, 2009 Orlando, Fla.  |       |      |       |      |     |     |    |    |    |    |     |  |
| Florida St.                  | min   | fg-a | 3fg-a | ft-a | reb | ast | to | bk | st | pf | pts |  |
| Chris Singleton              | 32    | 7-13 | 2-3   | 2-5  | 10  | 3   | 3  | 1  | 4  | 4  | 18  |  |
| Ryan Reid                    | 16    | 1-2  | 0-0   | 0-0  | 1   | 1   | 3  | 1  | 0  | 2  | 2   |  |
| Solomon Alabi                | 22    | 4-7  | 0-0   | 0-0  | 7   | 0   | 3  | 2  | 2  | 1  | 8   |  |
| Deividus Dulkyis             | 23    | 2-6  | 0-4   | 0-0  | 1   | 2   | 1  | 1  | 1  | 4  | 4   |  |
| Derwin Kitchen               | 31    | 6-13 | 2-5   | 0-0  | 5   | 1   | 1  | 0  | 1  | 0  | 14  |  |
| Xavier Gibson                | 11    | 1-1  | 0-0   | 0-1  | 3   | 1   | 2  | 0  | 1  | 1  | 2   |  |
| Jordan Demercy               | 19    | 2-3  | 0-0   | 1-2  | 6   | 0   | 1  | 0  | 1  | 3  | 5   |  |
| Luke Louks                   | 22    | 1-3  | 0-1   | 0-0  | 3   | 4   | 2  | 0  | 2  | 2  | 2   |  |
| Michael Snaer                | 24    | 1-9  | 0-3   | 0-0  | 1   | 1   | 3  | 0  | 0  | 0  | 2   |  |
| Team                         |       |      |       |      |     |     |    |    |    |    | 1   |  |
| Totals                       | 25-57 | 4-16 | 3-8   | 38   | 13  | 19  | 5  | 12 | 17 | 57 |     |  |
| MARQUETTE                    | min   | fg-a | 3fg-a | ft-a | reb | ast | to | bk | st | pf | pts |  |
| Lazar Hayward                | 28    | 9-22 | 1-5   | 2-2  | 10  | 0   | 4  | 1  | 4  | 3  | 21  |  |
| Jimmy Butler                 | 34    | 3-6  | 0-0   | 4-12 | 11  | 0   | 3  | 0  | 2  | 1  | 10  |  |
| Darius Johnson-Odom          | 33    | 6-11 | 3-6   | 2-3  | 1   | 0   | 2  | 0  | 3  | 3  | 17  |  |
| David Cubillan               | 27    | 0-6  | 0-5   | 2-2  | 1   | 1   | 1  | 0  | 2  | 1  | 2   |  |
| Dwight Buycks                | 34    | 2-4  | 0-1   | 0-0  | 4   | 2   | 5  | 0  | 2  | 0  | 4   |  |
| Maurice Acker                | 26    | 1-3  | 0-1   | 0-0  | 1   | 2   | 1  | 0  | 1  | 2  | 2   |  |
| Joseph Fulce                 | 7     | 0-0  | 0-0   | 0-0  | 3   | 0   | 0  | 0  | 0  | 1  | 0   |  |
| Jeronne Maymon               | 11    | 0-2  | 0-0   | 0-0  | 2   | 0   | 0  | 0  | 1  | 3  | 0   |  |
| Youssofha Mbao               | 1     | 0-0  | 0-0   | 0-0  | 0   | 0   | 0  | 0  | 0  | 0  | 0   |  |
| Team                         |       |      |       |      |     |     |    |    |    |    | 2   |  |
| Totals                       | 21-54 | 4-18 | 10-19 | 35   | 5   | 16  | 1  | 15 | 14 | 56 |     |  |

**Halftime:** MU 30-18. **Dead Ball Rebounds:** FSU 2-2. **Technical:** None. **Officials:** Jim Burr, Mike Kitts, Doug Shows. **Attendance:** 2,225.

| NC St. 77, Marquette 73      |       |      |       |      |     |     |    |    |    |    |     |  |
|------------------------------|-------|------|-------|------|-----|-----|----|----|----|----|-----|--|
| Dec. 5, 2009 Milwaukee, Wis. |       |      |       |      |     |     |    |    |    |    |     |  |
| NC St.                       | min   | fg-a | 3fg-a | ft-a | reb | ast | to | bk | st | pf | pts |  |
| Scott Wood                   | 24    | 2-5  | 1-3   | 0-0  | 1   | 2   | 0  | 0  | 5  | 0  | 5   |  |
| Tracy Smith                  | 35    | 9-14 | 0-0   | 1-3  | 11  | 3   | 1  | 1  | 1  | 2  | 19  |  |
| Dennis Horner                | 33    | 4-8  | 1-1   | 4-6  | 3   | 2   | 2  | 0  | 2  | 3  | 13  |  |
| Javier Gonzalez              | 27    | 5-8  | 3-5   | 2-5  | 1   | 7   | 4  | 0  | 1  | 1  | 15  |  |
| C.J. Williams                | 24    | 3-5  | 1-1   | 0-0  | 3   | 3   | 2  | 0  | 1  | 1  | 7   |  |
| Richard Howell               | 7     | 0-0  | 0-0   | 0-0  | 2   | 0   | 1  | 0  | 2  | 0  | 0   |  |
| DeShawn Painter              | 4     | 0-1  | 0-0   | 0-0  | 2   | 0   | 1  | 1  | 0  | 4  | 0   |  |
| Farnold Degand               | 14    | 3-4  | 0-0   | 0-0  | 0   | 2   | 0  | 0  | 0  | 2  | 6   |  |
| Josh Davis                   | 16    | 3-5  | 0-0   | 3-6  | 6   | 0   | 1  | 0  | 2  | 1  | 9   |  |
| Julius Mays                  | 16    | 1-6  | 1-2   | 0-0  | 1   | 3   | 0  | 0  | 0  | 0  | 3   |  |
| Team                         |       |      |       |      |     |     |    |    |    |    | 3   |  |
| Totals                       | 30-56 | 7-12 | 10-20 | 33   | 22  | 12  | 2  | 14 | 16 | 77 |     |  |
| MARQUETTE                    | min   | fg-a | 3fg-a | ft-a | reb | ast | to | bk | st | pf | pts |  |
| Lazar Hayward                | 37    | 6-16 | 1-4   | 2-2  | 6   | 2   | 5  | 0  | 0  | 3  | 15  |  |
| Jimmy Butler                 | 34    | 6-14 | 2-3   | 5-6  | 12  | 1   | 0  | 0  | 2  | 2  | 19  |  |
| Darius Johnson-Odom          | 34    | 3-6  | 3-4   | 2-4  | 5   | 1   | 3  | 0  | 0  | 5  | 11  |  |
| David Cubillan               | 33    | 2-6  | 1-4   | 0-0  | 2   | 5   | 0  | 0  | 1  | 0  | 5   |  |
| Dwight Buycks                | 30    | 2-10 | 0-3   | 3-4  | 2   | 1   | 5  | 0  | 4  | 4  | 7   |  |
| Maurice Acker                | 18    | 3-7  | 2-4   | 2-2  | 2   | 7   | 2  | 0  | 2  | 4  | 10  |  |
| Joseph Fulce                 | 14    | 3-7  | 0-0   | 0-0  | 7   | 0   | 0  | 0  | 0  | 0  | 6   |  |
| Team                         |       |      |       |      |     |     |    |    |    |    | 5   |  |
| Totals                       | 25-66 | 9-22 | 14-18 | 41   | 17  | 15  | 0  | 9  | 18 | 73 |     |  |

**Halftime:** MU 36-25. **Dead Ball Rebounds:** NC St. 5-1. **Technical:** None. **Officials:** Jim Burr, Mike Kitts, Sean Hull. **Attendance:** 15,803.

| Milwaukee 51, Marquette 71   |       |      |       |      |     |     |    |    |    |    |     |  |
|------------------------------|-------|------|-------|------|-----|-----|----|----|----|----|-----|--|
| Dec. 8, 2009 Milwaukee, Wis. |       |      |       |      |     |     |    |    |    |    |     |  |
| Milwaukee                    | min   | fg-a | 3fg-a | ft-a | reb | ast | to | bk | st | pf | pts |  |
| Tony Meier                   | 15    | 2-4  | 1-3   | 0-1  | 4   | 0   | 1  | 0  | 0  | 2  | 5   |  |
| James Eays                   | 22    | 1-4  | 0-2   | 0-0  | 1   | 1   | 3  | 0  | 0  | 2  | 2   |  |
| Deonte Roberts               | 12    | 0-1  | 0-0   | 1-2  | 4   | 0   | 4  | 0  | 0  | 1  | 1   |  |
| Ricky Franklin               | 30    | 2-7  | 1-5   | 3-4  | 1   | 1   | 5  | 0  | 0  | 2  | 8   |  |
| Jerard Ajami                 | 30    | 1-3  | 0-2   | 0-0  | 4   | 2   | 2  | 0  | 0  | 3  | 2   |  |
| Ja'Rob McCallum              | 19    | 3-8  | 2-4   | 0-0  | 2   | 2   | 1  | 0  | 3  | 3  | 8   |  |
| Riley Walker                 | 2     | 0-0  | 0-0   | 0-0  | 0   | 0   | 0  | 0  | 0  | 0  | 0   |  |
| Patrick Souter               | 14    | 3-5  | 0-0   | 0-0  | 1   | 0   | 0  | 1  | 0  | 0  | 6   |  |
| Anthony Hill                 | 21    | 4-8  | 0-0   | 2-2  | 3   | 3   | 2  | 0  | 1  | 2  | 10  |  |
| Lonnie Boga                  | 17    | 1-3  | 0-0   | 0-0  | 1   | 1   | 1  | 0  | 1  | 2  | 2   |  |
| Jason Averkamp               | 18    | 2-3  | 0-0   | 3-3  | 5   | 0   | 0  | 0  | 0  | 1  | 7   |  |
| Team                         |       |      |       |      |     |     |    |    |    |    | 2   |  |
| Totals                       | 19-46 | 4-16 | 9-12  | 28   | 10  | 20  | 1  | 5  | 18 | 51 |     |  |
| MARQUETTE                    | min   | fg-a | 3fg-a | ft-a | reb | ast | to | bk | st | pf | pts |  |
| Joseph Fulce                 | 15    | 1-3  | 0-0   | 0-0  | 4   | 0   | 2  | 1  | 1  | 1  | 2   |  |
| Lazar Hayward                | 28    | 4-11 | 1-5   | 4-6  | 4   | 2   | 4  | 0  | 2  | 3  | 13  |  |
| Jimmy Butler                 | 29    | 6-6  | 0-0   | 7-9  | 5   | 2   | 1  | 2  | 2  | 0  | 19  |  |
| Maurice Acker                | 28    | 1-5  | 0-2   | 6-6  | 2   | 1   | 0  | 0  | 4  | 2  | 6   |  |
| David Cubillan               | 30    | 2-2  | 2-2   | 0-0  | 1   | 0   | 0  | 0  | 2  | 6  | 6   |  |
| Darius Johnson-Odom          | 23    | 6-9  | 3-4   | 0-0  | 4   | 3   | 1  | 0  | 2  | 1  | 15  |  |
| Erik Williams                | 9     | 0-0  | 0-0   | 0-0  | 2   | 0   | 0  | 0  | 2  | 0  | 0   |  |
| Dwight Buycks                | 21    | 0-6  | 0-2   | 0-0  | 1   | 5   | 2  | 0  | 2  | 2  | 0   |  |
| Jeronne Maymon               | 13    | 4-4  | 0-0   | 0-0  | 1   | 1   | 1  | 0  | 0  | 4  | 8   |  |
| Youssofha Mbao               | 4     | 0-0  | 0-0   | 0-0  | 1   | 0   | 0  | 0  | 0  | 1  | 0   |  |
| Team                         |       |      |       |      |     |     |    |    |    |    | 1   |  |
| Totals                       | 24-46 | 6-15 | 17-21 | 26   | 14  | 12  | 3  | 13 | 17 | 71 |     |  |

**Halftime:** MU 30-19. **Dead Ball Rebounds:** MU 2-0. **Technical:** None. **Officials:** Jamie Luckie, Todd Williams, Tony Crisp. **Attendance:** 14,244.

| Wisconsin 72, Marquette 63  |       |      |       |      |     |     |    |    |    |    |     |  |
|-----------------------------|-------|------|-------|------|-----|-----|----|----|----|----|-----|--|
| Dec. 12, 2009 Madison, Wis. |       |      |       |      |     |     |    |    |    |    |     |  |
| Wisconsin                   | min   | fg-a | 3fg-a | ft-a | reb | ast | to | bk | st | pf | pts |  |
| Jon Leuer                   | 38    | 9-14 | 1-1   | 5-7  | 12  | 1   | 1  | 3  | 1  | 3  | 24  |  |
| Keaton Nankivil             | 22    | 0-1  | 0-0   | 2-2  | 3   | 0   | 0  | 0  | 0  | 3  | 2   |  |
| Trevon Hughes               | 29    | 3-11 | 0-2   | 7-12 | 3   | 2   | 2  | 0  | 1  | 3  | 13  |  |
| Jason Bohannon              | 34    | 2-7  | 1-3   | 3-4  | 1   | 1   | 2  | 1  | 1  | 1  | 8   |  |
| Tim Jarmusz                 | 26    | 1-1  | 0-0   | 3-4  | 4   | 0   | 0  | 0  | 1  | 3  | 5   |  |
| Ryan Evans                  | 17    | 2-6  | 0-0   | 0-0  | 2   | 0   | 2  | 0  | 2  | 2  | 4   |  |
| Jordan Taylor               | 31    | 5-11 | 0-3   | 3-4  | 3   | 3   | 0  | 0  | 0  | 3  | 13  |  |
| Rob Wilson                  | 3     | 1-1  | 1-1   | 0-0  | 0   | 1   | 0  | 0  | 1  | 0  | 3   |  |
| Team                        |       |      |       |      |     |     |    |    |    |    | 2   |  |
| Totals                      | 23-52 | 3-10 | 23-33 | 30   | 8   | 7   | 4  | 7  | 18 | 72 |     |  |
| MARQUETTE                   | min   | fg-a | 3fg-a | ft-a | reb | ast | to | bk | st | pf | pts |  |
| Joseph Fulce                | 6     | 2-3  | 0-0   |      |     |     |    |    |    |    |     |  |

# Marquette Game Notes



Page 11

## Presbyterian 62, Marquette 102

Dec. 27, 2009 Milwaukee, Wis.

| Presbyterian      | min   | fg-a | 3fg-a | ft-a | reb | ast | to | bk | st | pf | pts |
|-------------------|-------|------|-------|------|-----|-----|----|----|----|----|-----|
| Jake Trovli       | 30    | 2-8  | 0-1   | 2-2  | 4   | 0   | 4  | 1  | 0  | 3  | 6   |
| Chase Holmes      | 27    | 3-7  | 1-2   | 5-6  | 1   | 1   | 3  | 0  | 1  | 3  | 12  |
| Travis Smith      | 31    | 3-7  | 2-5   | 0-4  | 3   | 4   | 1  | 0  | 0  | 3  | 8   |
| Khalid Mutakabbir | 34    | 6-8  | 0-1   | 2-2  | 3   | 3   | 3  | 0  | 0  | 3  | 14  |
| Zach Faircloth    | 39    | 6-10 | 3-5   | 0-0  | 4   | 3   | 1  | 0  | 2  | 2  | 15  |
| Kevin Jones       | 8     | 0-0  | 0-0   | 0-0  | 0   | 0   | 2  | 0  | 0  | 0  | 0   |
| Cam Thoroughman   | 7     | 0-0  | 0-0   | 0-0  | 0   | 0   | 1  | 0  | 0  | 0  | 0   |
| Joe Mazzulla      | 17    | 1-2  | 0-0   | 0-1  | 3   | 1   | 2  | 0  | 3  | 2  | 2   |
| Darryl Bryant     | 11    | 1-3  | 0-0   | 0-0  | 3   | 4   | 1  | 1  | 0  | 0  | 2   |
| Dan Jennings      | 1     | 0-0  | 0-0   | 0-0  | 0   | 0   | 1  | 0  | 0  | 1  | 0   |
| Casey Mitchell    | 11    | 1-3  | 1-2   | 0-0  | 2   | 0   | 1  | 0  | 0  | 0  | 3   |
| Team              |       |      |       |      |     |     |    |    |    |    | 1   |
| Totals            | 22-46 | 8-17 | 10-16 | 20   | 11  | 15  | 2  | 3  | 16 | 62 |     |

| MARQUETTE           | min   | fg-a  | 3fg-a | ft-a | reb | ast | to | bk | st | pf  | pts |
|---------------------|-------|-------|-------|------|-----|-----|----|----|----|-----|-----|
| Joseph Fulce        | 18    | 3-4   | 0-0   | 0-0  | 5   | 3   | 0  | 0  | 0  | 1   | 6   |
| Lazar Hayward       | 29    | 9-15  | 2-3   | 3-4  | 7   | 1   | 0  | 1  | 3  | 3   | 23  |
| Jimmy Butler        | 28    | 5-8   | 0-1   | 6-7  | 8   | 5   | 0  | 0  | 2  | 0   | 16  |
| David Cubillan      | 18    | 3-3   | 2-2   | 2-2  | 1   | 3   | 1  | 0  | 0  | 1   | 10  |
| Dwight Buycks       | 28    | 6-9   | 1-3   | 1-1  | 4   | 3   | 1  | 0  | 0  | 0   | 14  |
| Darius Johnson-Odom | 20    | 6-9   | 3-3   | 0-0  | 1   | 4   | 0  | 0  | 0  | 1   | 15  |
| Maurice Acker       | 22    | 5-10  | 2-5   | 2-2  | 0   | 1   | 1  | 0  | 1  | 2   | 14  |
| Erik Williams       | 15    | 2-6   | 0-0   | 0-1  | 6   | 2   | 0  | 0  | 0  | 2   | 4   |
| Robert Frozema      | 7     | 0-0   | 0-0   | 0-0  | 1   | 1   | 1  | 0  | 0  | 1   | 0   |
| Youssoupha Mbaou    | 15    | 0-0   | 0-0   | 0-0  | 1   | 1   | 0  | 1  | 1  | 1   | 0   |
| Team                |       |       |       |      |     |     |    |    |    |     | 0   |
| Totals              | 39-64 | 10-17 | 14-17 | 34   | 24  | 4   | 2  | 7  | 12 | 102 |     |

**Halftime:** MU 49-28. **Dead Ball Rebounds:** PC 3-1. **Technical:** None. **Officials:** Bernard Clinton, Brent Hampton, Lamar Simpson. **Attendance:** 14,321.

## West Virginia 63, Marquette 62

Dec. 29, 2009 Morgantown, W.V.

| West Virginia    | min   | fg-a | 3fg-a | ft-a | reb | ast | to | bk | st | pf | pts |
|------------------|-------|------|-------|------|-----|-----|----|----|----|----|-----|
| Kevin Jones      | 37    | 8-13 | 2-2   | 0-0  | 3   | 1   | 1  | 1  | 0  | 3  | 18  |
| Wellington Smith | 25    | 0-6  | 0-1   | 0-0  | 3   | 0   | 3  | 2  | 1  | 2  | 0   |
| John Flowers     | 13    | 1-3  | 0-1   | 1-1  | 7   | 3   | 4  | 0  | 0  | 2  | 17  |
| Da'Sean Butler   | 38    | 8-13 | 0-1   | 1-1  | 7   | 3   | 4  | 0  | 0  | 2  | 17  |
| Devin Ebanks     | 40    | 8-12 | 1-1   | 2-2  | 8   | 4   | 1  | 0  | 1  | 1  | 19  |
| Cam Thoroughman  | 7     | 0-0  | 0-0   | 0-0  | 0   | 1   | 0  | 0  | 1  | 0  | 0   |
| Joe Mazzulla     | 17    | 1-2  | 0-0   | 0-1  | 3   | 1   | 2  | 0  | 3  | 2  | 2   |
| Darryl Bryant    | 11    | 1-3  | 0-0   | 0-0  | 3   | 4   | 1  | 1  | 0  | 0  | 2   |
| Dan Jennings     | 1     | 0-0  | 0-0   | 0-0  | 0   | 0   | 1  | 0  | 0  | 1  | 0   |
| Casey Mitchell   | 11    | 1-3  | 1-2   | 0-0  | 2   | 0   | 1  | 0  | 0  | 0  | 3   |
| Team             |       |      |       |      |     |     |    |    |    |    | 1   |
| Totals           | 28-56 | 4-8  | 3-4   | 34   | 16  | 16  | 4  | 6  | 13 | 63 |     |

| MARQUETTE           | min   | fg-a  | 3fg-a | ft-a | reb | ast | to | bk | st | pf | pts |
|---------------------|-------|-------|-------|------|-----|-----|----|----|----|----|-----|
| Joseph Fulce        | 10    | 0-1   | 0-0   | 0-0  | 0   | 1   | 0  | 0  | 0  | 1  | 0   |
| Lazar Hayward       | 36    | 9-20  | 4-7   | 2-2  | 4   | 0   | 2  | 0  | 2  | 1  | 24  |
| Jimmy Butler        | 37    | 3-5   | 1-1   | 2-3  | 3   | 3   | 1  | 1  | 1  | 2  | 9   |
| David Cubillan      | 20    | 1-3   | 1-3   | 0-0  | 0   | 0   | 1  | 0  | 1  | 0  | 3   |
| Dwight Buycks       | 37    | 2-5   | 0-0   | 3-4  | 4   | 4   | 0  | 0  | 1  | 3  | 7   |
| Darius Johnson-Odom | 34    | 5-12  | 3-4   | 1-3  | 6   | 1   | 2  | 1  | 2  | 1  | 14  |
| Maurice Acker       | 23    | 2-4   | 1-1   | 0-0  | 3   | 4   | 2  | 0  | 0  | 2  | 5   |
| Youssoupha Mbaou    | 3     | 0-0   | 0-0   | 0-0  | 0   | 0   | 0  | 0  | 0  | 1  | 0   |
| Team                |       |       |       |      |     |     |    |    |    |    | 2   |
| Totals              | 22-50 | 10-16 | 8-12  | 22   | 13  | 9   | 2  | 7  | 11 | 62 |     |

**Halftime:** MU 37-33. **Dead Ball Rebounds:** WVU 2-1. **Technical:** None. **Officials:** Jim Burr, Karl Hess, Wally Rutecki. **Attendance:** 12,872.

## Villanova 74, Marquette 72

Jan. 2, 2010 Milwaukee, Wis.

| Villanova        | min   | fg-a | 3fg-a | ft-a | reb | ast | to | bk | st | pf | pts |
|------------------|-------|------|-------|------|-----|-----|----|----|----|----|-----|
| Antonio Pena     | 26    | 2-6  | 0-0   | 0-1  | 5   | 0   | 3  | 0  | 0  | 1  | 4   |
| Scottie Reynolds | 30    | 8-12 | 3-5   | 4-6  | 0   | 1   | 1  | 0  | 0  | 1  | 23  |
| Corey Fisher     | 21    | 3-7  | 0-1   | 0-0  | 4   | 4   | 1  | 0  | 1  | 0  | 6   |
| Reggie Redding   | 36    | 3-11 | 0-2   | 5-8  | 8   | 3   | 1  | 0  | 0  | 3  | 11  |
| Corey Stokes     | 19    | 1-5  | 0-1   | 0-0  | 2   | 1   | 0  | 0  | 1  | 4  | 2   |
| Maalik Wayns     | 26    | 5-8  | 0-0   | 6-7  | 2   | 2   | 0  | 0  | 0  | 3  | 16  |
| Dominic Cheek    | 7     | 1-2  | 0-0   | 0-0  | 2   | 0   | 0  | 0  | 0  | 0  | 2   |
| Maurice Sutton   | 1     | 0-0  | 0-0   | 0-0  | 0   | 0   | 0  | 0  | 0  | 0  | 0   |
| Taylor King      | 20    | 3-5  | 0-1   | 0-0  | 6   | 2   | 1  | 0  | 0  | 4  | 6   |
| Isaiah Armwood   | 14    | 2-3  | 0-0   | 0-0  | 2   | 0   | 0  | 0  | 0  | 1  | 4   |
| Team             |       |      |       |      |     |     |    |    |    |    | 2   |
| Totals           | 28-59 | 3-10 | 15-22 | 33   | 13  | 7   | 0  | 2  | 17 | 74 |     |

| MARQUETTE           | min   | fg-a | 3fg-a | ft-a | reb | ast | to | bk | st | pf | pts |
|---------------------|-------|------|-------|------|-----|-----|----|----|----|----|-----|
| Joseph Fulce        | 9     | 1-1  | 0-0   | 0-0  | 4   | 0   | 1  | 0  | 1  | 12 | 2   |
| Lazar Hayward       | 37    | 5-10 | 2-7   | 5-6  | 14  | 3   | 1  | 1  | 1  | 4  | 17  |
| Jimmy Butler        | 39    | 5-12 | 1-3   | 8-9  | 7   | 2   | 1  | 0  | 0  | 3  | 19  |
| David Cubillan      | 36    | 4-7  | 2-5   | 0-0  | 1   | 0   | 0  | 0  | 0  | 3  | 10  |
| Dwight Buycks       | 36    | 5-14 | 1-4   | 4-4  | 1   | 2   | 3  | 0  | 2  | 4  | 15  |
| Darius Johnson-Odom | 17    | 1-6  | 0-2   | 2-4  | 0   | 3   | 1  | 0  | 1  | 5  | 4   |
| Maurice Acker       | 26    | 1-4  | 1-3   | 2-3  | 2   | 5   | 1  | 0  | 0  | 2  | 5   |
| Team                |       |      |       |      |     |     |    |    |    |    | 8   |
| Totals              | 22-54 | 7-24 | 21-26 | 36   | 16  | 8   | 1  | 5  | 22 | 72 |     |

**Halftime:** VU 35-34. **Dead Ball Rebounds:** MU 3-2. **Technical:** None. **Officials:** Jeff Clark, Ed Corbett, Tim Clougherty. **Attendance:** 18,093.

## Georgetown 59, Marquette 62

Jan. 6, 2010 Milwaukee, Wis.

| Georgetown       | min   | fg-a | 3fg-a | ft-a | reb | ast | to | bk | st | pf | pts |
|------------------|-------|------|-------|------|-----|-----|----|----|----|----|-----|
| Julian Vaughn    | 27    | 6-9  | 0-1   | 0-0  | 2   | 1   | 2  | 2  | 0  | 2  | 12  |
| Greg Monroe      | 34    | 4-6  | 0-0   | 1-2  | 10  | 3   | 4  | 2  | 2  | 3  | 9   |
| Chris Wright     | 35    | 3-8  | 1-3   | 2-2  | 3   | 7   | 1  | 0  | 1  | 2  | 9   |
| Austin Freeman   | 38    | 6-13 | 2-4   | 6-6  | 3   | 6   | 2  | 0  | 0  | 1  | 20  |
| Jason Clark      | 36    | 2-6  | 1-3   | 2-3  | 4   | 0   | 2  | 1  | 2  | 3  | 7   |
| Hollis Thompson  | 24    | 1-2  | 0-1   | 0-0  | 2   | 0   | 1  | 0  | 1  | 2  | 2   |
| Jerrelle Benimon | 3     | 0-1  | 0-0   | 0-0  | 0   | 0   | 1  | 0  | 0  | 2  | 0   |
| Henry Sims       | 3     | 0-0  | 0-0   | 0-0  | 0   | 0   | 0  | 0  | 0  | 0  | 0   |
| Team             |       |      |       |      |     |     |    |    |    |    | 4   |
| Totals           | 22-45 | 4-12 | 11-13 | 28   | 17  | 13  | 5  | 6  | 15 | 59 |     |

| MARQUETTE           | min   | fg-a  | 3fg-a | ft-a | reb | ast | to | bk | st | pf | pts |
|---------------------|-------|-------|-------|------|-----|-----|----|----|----|----|-----|
| Joseph Fulce        | 10    | 0-3   | 0-0   | 2-2  | 6   | 0   | 0  | 0  | 0  | 2  | 2   |
| Lazar Hayward       | 37    | 4-16  | 2-7   | 2-2  | 11  | 2   | 2  | 0  | 4  | 4  | 12  |
| Jimmy Butler        | 38    | 2-7   | 1-2   | 4-4  | 6   | 4   | 2  | 1  | 0  | 2  | 9   |
| David Cubillan      | 29    | 6-7   | 6-6   | 0-0  | 1   | 3   | 2  | 0  | 0  | 0  | 18  |
| Dwight Buycks       | 39    | 4-10  | 2-5   | 0-0  | 1   | 3   | 2  | 0  | 0  | 0  | 18  |
| Darius Johnson-Odom | 22    | 3-7   | 1-5   | 0-0  | 2   | 4   | 0  | 0  | 3  | 2  | 7   |
| Maurice Acker       | 14    | 2-4   | 0-1   | 0-1  | 1   | 0   | 0  | 0  | 1  | 2  | 4   |
| Erik Williams       | 7     | 0-0   | 0-0   | 0-0  | 0   | 1   | 0  | 0  | 0  | 1  | 0   |
| Youssoupha Mbaou    | 4     | 0-0   | 0-0   | 0-0  | 1   | 0   | 0  | 1  | 0  | 1  | 0   |
| Team                |       |       |       |      |     |     |    |    |    |    | 3   |
| Totals              | 21-54 | 12-26 | 8-9   | 31   | 16  | 9   | 2  | 8  | 16 | 62 |     |

**Halftime:** MU 32-30. **Dead Ball Rebounds:** 0-0. **Technical:** MU (Bench). **Officials:** John Gaffney, Jim Haney, Karl Hess. **Attendance:** 15,984.

## Villanova 78, Marquette 76

Jan. 9, 2010 Villanova, Pa.

| Villanova        | min   | fg-a | 3fg-a | ft-a | reb | ast | to | bk | st | pf | pts |
|------------------|-------|------|-------|------|-----|-----|----|----|----|----|-----|
| Antonio Pena     | 20    | 3-6  | 0-0   | 5-5  | 4   | 1   | 0  | 1  | 0  | 3  | 11  |
| Scottie Reynolds | 35    | 3-6  | 2-3   | 7-9  | 0   | 4   | 3  | 0  | 1  | 0  | 15  |
| Corey Fisher     | 20    | 5-10 | 1-2   | 0-1  | 2   | 4   | 4  | 0  | 1  | 4  | 11  |
| Reggie Redding   | 36    | 5-9  | 0-1   | 0-0  | 5   | 2   | 1  | 0  | 2  | 4  | 10  |
| Corey Stokes     | 28    | 6-11 | 4-8   | 0-0  | 0   | 2   | 0  | 0  | 1  | 2  | 16  |
| Maalik Wayns     | 20    | 2-2  | 0-0   | 2-2  | 1   | 2   | 2  | 0  | 1  | 2  | 6   |
| Mouptatou Yarou  | 5     | 0-0  | 0-0   | 0-0  | 1   | 0   | 0  | 0  | 0  | 2  | 0   |
| Dominic Cheek    | 15    | 1-1  | 0-0   | 1-2  | 5   | 1   | 0  | 0  | 0  | 0  | 3   |
| Taylor King      | 17    | 3-4  | 0-1   | 0-0  | 6   | 1   | 2  | 0  | 0  | 2  | 6   |
| Isaiah Armwood   | 4     | 0-0  | 0-0   | 0-0  | 0   | 0   | 0  | 0  | 0  | 1  | 0   |
| Team             |       |      |       |      |     |     |    |    |    |    | 3   |
| Totals           | 28-49 | 7-15 | 15-19 | 27   | 17  | 12  | 1  | 6  | 20 | 78 |     |

||
||
||

# Marquette Game Notes



Page 12

| DePaul 51, Marquette 50 |       |      |       |      |     |               |    |    |    |    |     |  |
|-------------------------|-------|------|-------|------|-----|---------------|----|----|----|----|-----|--|
| Jan. 20, 2010           |       |      |       |      |     | Chicago, Ill. |    |    |    |    |     |  |
| DePaul                  | min   | fg-a | 3fg-a | ft-a | reb | ast           | to | bk | st | pf | pts |  |
| Devin Hill              | 31    | 2-7  | 0-1   | 0-0  | 2   | 1             | 2  | 3  | 1  | 5  | 4   |  |
| Eric Wallace            | 30    | 3-8  | 0-0   | 0-0  | 7   | 0             | 1  | 1  | 1  | 4  | 6   |  |
| Krys Faber              | 35    | 2-3  | 0-0   | 0-2  | 10  | 1             | 2  | 1  | 2  | 3  | 4   |  |
| Jeremiah Kelly          | 35    | 5-12 | 1-6   | 0-0  | 1   | 3             | 0  | 0  | 1  | 1  | 11  |  |
| Will Walker             | 40    | 7-16 | 2-7   | 1-3  | 2   | 1             | 3  | 0  | 1  | 2  | 17  |  |
| Mike Stovall            | 23    | 3-6  | 1-2   | 2-2  | 5   | 0             | 1  | 0  | 3  | 1  | 9   |  |
| Tony Freeland           | 6     | 0-0  | 0-0   | 0-0  | 0   | 1             | 0  | 0  | 0  | 1  | 0   |  |
| Kene Obi                | 1     | 0-0  | 0-0   | 0-0  | 0   | 0             | 0  | 0  | 0  | 0  | 0   |  |
| Team                    |       |      |       |      | 4   |               |    |    |    |    |     |  |
| Totals                  | 22:52 | 4-16 | 3-7   | 31   | 7   | 9             | 5  | 9  | 17 | 51 |     |  |
| MARQUETTE               | min   | fg-a | 3fg-a | ft-a | reb | ast           | to | bk | st | pf | pts |  |
| Lazar Hayward           | 37    | 4-10 | 1-3   | 5-6  | 8   | 1             | 3  | 0  | 0  | 3  | 14  |  |
| Jimmy Butler            | 37    | 2-4  | 0-0   | 4-6  | 7   | 1             | 1  | 0  | 2  | 0  | 8   |  |
| Darius Johnson-Odom     | 24    | 2-9  | 1-5   | 2-2  | 1   | 5             | 4  | 0  | 0  | 2  | 7   |  |
| Maurice Acker           | 29    | 3-4  | 0-0   | 0-0  | 1   | 2             | 1  | 0  | 2  | 3  | 6   |  |
| David Cubillan          | 37    | 2-3  | 1-1   | 0-1  | 4   | 2             | 0  | 0  | 0  | 1  | 5   |  |
| Joseph Fulce            | 6     | 1-3  | 0-0   | 1-2  | 2   | 0             | 0  | 1  | 0  | 0  | 3   |  |
| Dwight Buycks           | 30    | 3-8  | 1-3   | 0-0  | 4   | 0             | 1  | 0  | 1  | 1  | 7   |  |
| Team                    |       |      |       |      | 2   |               |    |    |    |    |     |  |
| Totals                  | 17:41 | 4-12 | 12-17 | 29   | 11  | 10            | 1  | 5  | 10 | 50 |     |  |

**Halftime:** MU 32-26. **Dead Ball Rebounds:** MU 2-1. **Technical:** None. **Officials:** Doug Simrons, Clarence Armstrong, Ed Hightower. **Attendance:** 10,115.

| Syracuse 76, Marquette 71 |       |       |       |      |     |                |    |    |    |    |     |  |
|---------------------------|-------|-------|-------|------|-----|----------------|----|----|----|----|-----|--|
| Jan. 23, 2010             |       |       |       |      |     | Syracuse, N.Y. |    |    |    |    |     |  |
| Syracuse                  | min   | fg-a  | 3fg-a | ft-a | reb | ast            | to | bk | st | pf | pts |  |
| Rick Jackson              | 26    | 5-5   | 0-0   | 2-4  | 5   | 1              | 5  | 7  | 1  | 0  | 12  |  |
| Wes Johnson               | 40    | 9-15  | 1-3   | 3-4  | 15  | 1              | 6  | 1  | 2  | 1  | 22  |  |
| Arinze Onuaku             | 18    | 6-7   | 0-0   | 0-0  | 5   | 2              | 2  | 0  | 0  | 4  | 12  |  |
| Andy Rautins              | 36    | 0-2   | 0-2   | 0-0  | 1   | 6              | 4  | 1  | 3  | 2  | 0   |  |
| Brandon Triche            | 27    | 3-5   | 0-2   | 1-1  | 2   | 5              | 1  | 0  | 0  | 0  | 7   |  |
| Scoop Jardine             | 20    | 3-8   | 0-1   | 3-5  | 4   | 5              | 2  | 0  | 2  | 2  | 9   |  |
| Kris Joseph               | 33    | 5-11  | 0-0   | 4-5  | 11  | 3              | 2  | 1  | 0  | 4  | 14  |  |
| Team                      |       |       |       |      | 3   |                |    |    |    |    |     |  |
| Totals                    | 31:53 | 1-8   | 13-19 | 46   | 23  | 22             | 10 | 8  | 13 | 76 |     |  |
| MARQUETTE                 | min   | fg-a  | 3fg-a | ft-a | reb | ast            | to | bk | st | pf | pts |  |
| Joseph Fulce              | 9     | 1-5   | 0-0   | 0-0  | 1   | 0              | 0  | 0  | 2  | 4  | 2   |  |
| Lazar Hayward             | 39    | 7-16  | 1-5   | 1-1  | 8   | 1              | 3  | 0  | 1  | 4  | 16  |  |
| Jimmy Butler              | 37    | 4-9   | 1-1   | 4-5  | 6   | 1              | 1  | 0  | 0  | 4  | 13  |  |
| Maurice Acker             | 32    | 4-8   | 4-5   | 0-0  | 0   | 6              | 1  | 0  | 0  | 2  | 12  |  |
| David Cubillan            | 27    | 1-7   | 0-4   | 0-0  | 2   | 1              | 0  | 0  | 1  | 1  | 2   |  |
| Darius Johnson-Odom       | 32    | 5-14  | 3-6   | 4-7  | 1   | 2              | 2  | 0  | 1  | 1  | 17  |  |
| Junior Cadougan           | 8     | 0-2   | 0-1   | 0-0  | 2   | 2              | 1  | 0  | 0  | 2  | 0   |  |
| Erik Williams             | 1     | 0-0   | 0-0   | 0-0  | 0   | 0              | 0  | 0  | 0  | 0  | 0   |  |
| Dwight Buycks             | 16    | 4-6   | 1-3   | 0-0  | 1   | 2              | 1  | 0  | 2  | 2  | 9   |  |
| Team                      |       |       |       |      | 0   |                |    |    |    |    |     |  |
| Totals                    | 26:67 | 10-25 | 9-13  | 21   | 15  | 9              | 0  | 7  | 20 | 76 |     |  |

**Halftime:** 34-34. **Dead Ball Rebounds:** 3-3. **Technical:** None. **Officials:** Jim Burr, Michael Stephens, James Breeding. **Attendance:** 29,011.

| Rutgers 59, Marquette 82 |       |      |       |      |     |                 |    |    |    |    |     |  |
|--------------------------|-------|------|-------|------|-----|-----------------|----|----|----|----|-----|--|
| Jan. 26, 2010            |       |      |       |      |     | Milwaukee, Wis. |    |    |    |    |     |  |
| Rutgers                  | min   | fg-a | 3fg-a | ft-a | reb | ast             | to | bk | st | pf | pts |  |
| Dane Miller              | 32    | 4-12 | 2-5   | 4-4  | 6   | 3               | 1  | 0  | 1  | 4  | 14  |  |
| Jonathan Mitchell        | 35    | 4-14 | 2-7   | 0-0  | 4   | 2               | 2  | 1  | 0  | 2  | 10  |  |
| Hamady Ndiaye            | 36    | 3-8  | 0-0   | 0-0  | 12  | 2               | 2  | 3  | 2  | 4  | 6   |  |
| Mike Rosario             | 35    | 6-11 | 2-5   | 2-3  | 5   | 0               | 6  | 0  | 0  | 0  | 16  |  |
| James Beatty             | 30    | 4-6  | 1-2   | 0-0  | 0   | 3               | 3  | 0  | 2  | 1  | 9   |  |
| Austin Johnson           | 9     | 1-2  | 0-0   | 0-1  | 4   | 0               | 0  | 0  | 0  | 2  | 2   |  |
| Patrick Jackson          | 8     | 1-2  | 0-0   | 0-0  | 1   | 1               | 1  | 0  | 0  | 1  | 2   |  |
| Muhammed Hasani          | 5     | 0-0  | 0-0   | 0-0  | 1   | 0               | 1  | 0  | 0  | 0  | 0   |  |
| Mike Coburn              | 10    | 0-0  | 0-0   | 0-0  | 0   | 1               | 3  | 0  | 0  | 0  | 0   |  |
| Team                     |       |      |       |      | 1   |                 |    |    |    |    |     |  |
| Totals                   | 23:55 | 7-19 | 6-8   | 34   | 12  | 19              | 4  | 5  | 14 | 59 |     |  |
| MARQUETTE                | min   | fg-a | 3fg-a | ft-a | reb | ast             | to | bk | st | pf | pts |  |
| Lazar Hayward            | 28    | 5-13 | 2-2   | 0-0  | 12  | 2               | 4  | 1  | 2  | 3  | 12  |  |
| Jimmy Butler             | 36    | 5-9  | 0-1   | 6-7  | 8   | 2               | 0  | 1  | 1  | 0  | 16  |  |
| Darius Johnson-Odom      | 31    | 7-14 | 2-4   | 0-1  | 2   | 2               | 1  | 0  | 1  | 1  | 16  |  |
| Maurice Acker            | 27    | 5-8  | 4-5   | 0-0  | 1   | 5               | 1  | 0  | 2  | 2  | 14  |  |
| David Cubillan           | 32    | 2-5  | 0-2   | 0-0  | 1   | 4               | 0  | 0  | 0  | 2  | 4   |  |
| Junior Cadougan          | 7     | 0-3  | 0-1   | 2-2  | 1   | 0               | 0  | 0  | 0  | 0  | 2   |  |
| Erik Williams            | 5     | 0-0  | 0-0   | 0-2  | 1   | 0               | 0  | 0  | 0  | 1  | 0   |  |
| Joseph Fulce             | 11    | 5-6  | 1-1   | 2-2  | 3   | 0               | 2  | 1  | 2  | 3  | 13  |  |
| Dwight Buycks            | 21    | 2-7  | 0-1   | 1-2  | 4   | 2               | 0  | 0  | 4  | 1  | 5   |  |
| Robert Frozema           | 2     | 0-0  | 0-0   | 0-0  | 0   | 0               | 0  | 0  | 0  | 0  | 0   |  |
| Team                     |       |      |       |      | 2   |                 |    |    |    |    |     |  |
| Totals                   | 31:65 | 9-17 | 11-16 | 35   | 17  | 9               | 3  | 12 | 13 | 82 |     |  |

**Halftime:** MU 44-21. **Dead Ball Rebounds:** MU 2-0. **Technical:** None. **Officials:** Tim Higgins, Bryan Kersey, Gene Steratore. **Attendance:** 16,793.

| Connecticut 68, Marquette 70 |       |      |       |      |     |                 |    |    |    |    |     |  |
|------------------------------|-------|------|-------|------|-----|-----------------|----|----|----|----|-----|--|
| Jan. 30, 2010                |       |      |       |      |     | Hartford, Conn. |    |    |    |    |     |  |
| Connecticut                  | min   | fg-a | 3fg-a | ft-a | reb | ast             | to | bk | st | pf | pts |  |
| Ater Majok                   | 18    | 3-6  | 0-0   | 1-2  | 7   | 0               | 2  | 4  | 0  | 3  | 7   |  |
| Stanley Robinson             | 33    | 5-11 | 1-1   | 2-2  | 8   | 0               | 1  | 1  | 0  | 2  | 13  |  |
| Alex Oriakhi                 | 12    | 2-4  | 0-0   | 1-2  | 2   | 0               | 3  | 0  | 0  | 2  | 5   |  |
| Jerome Dyson                 | 36    | 7-10 | 1-2   | 3-4  | 4   | 3               | 3  | 2  | 0  | 3  | 18  |  |
| Kemba Walker                 | 36    | 6-12 | 1-2   | 2-4  | 2   | 6               | 2  | 1  | 0  | 0  | 15  |  |
| Donnell Beverly              | 12    | 0-1  | 0-0   | 0-0  | 2   | 0               | 0  | 0  | 0  | 1  | 0   |  |
| J. Coombs-McDaniel           | 9     | 0-1  | 0-1   | 1-2  | 0   | 0               | 0  | 1  | 1  | 0  | 1   |  |
| Darius Smith                 | 2     | 0-0  | 0-0   | 0-0  | 0   | 0               | 1  | 0  | 0  | 0  | 0   |  |
| Gavin Edwards                | 37    | 1-3  | 0-0   | 7-8  | 14  | 1               | 2  | 2  | 0  | 2  | 9   |  |
| Charles Okwandu              | 5     | 0-1  | 0-0   | 0-0  | 2   | 0               | 2  | 0  | 0  | 1  | 0   |  |
| Team                         |       |      |       |      | 3   |                 |    |    |    |    |     |  |
| Totals                       | 24:49 | 3-6  | 17-24 | 44   | 10  | 16              | 11 | 1  | 14 | 68 |     |  |
| MARQUETTE                    | min   | fg-a | 3fg-a | ft-a | reb | ast             | to | bk | st | pf | pts |  |
| Lazar Hayward                | 31    | 9-18 | 4-8   | 0-0  | 3   | 0               | 1  | 1  | 0  | 5  | 20  |  |
| Jimmy Butler                 | 37    | 6-12 | 0-1   | 9-12 | 7   | 0               | 0  | 1  | 0  | 3  | 21  |  |
| Darius Johnson-Odom          | 35    | 4-12 | 3-7   | 4-6  | 1   | 2               | 0  | 0  | 1  | 3  | 15  |  |
| Maurice Acker                | 36    | 2-7  | 0-2   | 0-0  | 1   | 6               | 0  | 0  | 1  | 2  | 4   |  |
| David Cubillan               | 35    | 3-6  | 2-4   | 0-0  | 0   | 5               | 0  | 0  | 2  | 0  | 8   |  |
| Erik Williams                | 5     | 0-2  | 0-0   | 0-0  | 1   | 0               | 0  | 0  | 0  | 1  | 0   |  |
| Joseph Fulce                 | 5     | 0-1  | 0-0   | 0-0  | 2   | 0               | 0  | 0  | 0  | 4  | 0   |  |
| Dwight Buycks                | 16    | 1-4  | 0-2   | 0-0  | 3   | 1               | 1  | 0  | 0  | 1  | 2   |  |
| Team                         |       |      |       |      | 7   |                 |    |    |    |    |     |  |
| Totals                       | 24:63 | 9-24 | 13-18 | 25   | 14  | 3               | 2  | 4  | 19 | 70 |     |  |

**Halftime:** . **Dead Ball Rebounds:** . **Technical:** None. **Officials:** . **Attendance:** .

| DePaul 69, Marquette 80 |       |      |       |       |     |                 |    |    |    |    |     |  |
|-------------------------|-------|------|-------|-------|-----|-----------------|----|----|----|----|-----|--|
| Feb. 3, 2010            |       |      |       |       |     | Milwaukee, Wis. |    |    |    |    |     |  |
| DePaul                  | min   | fg-a | 3fg-a | ft-a  | reb | ast             | to | bk | st | pf | pts |  |
| Mike Stovall            | 32    | 0-3  | 0-1   | 0-0   | 3   | 3               | 3  | 0  | 2  | 0  | 0   |  |
| Mac Koshwal             | 34    | 6-11 | 0-0   | 6-9   | 11  | 2               | 3  | 0  | 3  | 4  | 18  |  |
| Krys Faber              | 5     | 1-1  | 0-0   | 0-0   | 0   | 0               | 0  | 0  | 0  | 4  | 2   |  |
| Michael Bizoukas        | 18    | 0-3  | 0-0   | 0-1   | 1   | 1               | 0  | 0  | 1  | 3  | 0   |  |
| Will Walker             | 40    | 5-20 | 1-9   | 2-2   | 5   | 3               | 0  | 0  | 0  | 4  | 13  |  |
| Devin Hill              | 17    | 2-4  | 1-2   | 1-2   | 0   | 0               | 0  | 2  | 0  | 4  | 6   |  |
| Nate Rogers             | 16    | 1-4  | 0-1   | 6-6   | 2   | 1               | 2  | 0  | 2  | 1  | 8   |  |
| Mario Stula             | 1     | 0-0  | 0-0   | 0-0   | 0   | 0               | 0  | 0  | 0  | 1  | 0   |  |
| Jeremiah Kelly          | 12    | 2-7  | 0-3   | 0-1   | 2   | 0               | 1  | 0  | 0  | 0  | 4   |  |
| Tony Freeland           | 7     | 3-3  | 0-0   | 1-4   | 3   | 1               | 0  | 0  | 0  | 4  | 7   |  |
| Eric Wallace            | 18    | 4-5  | 0-0   | 3-4   | 5   | 0               | 0  | 1  | 2  | 4  | 11  |  |
| Team                    |       |      |       |       | 0   |                 |    |    |    |    |     |  |
| Totals                  | 24:61 | 2-16 | 19-29 | 32    | 11  | 11              | 3  | 10 | 29 | 69 |     |  |
| MARQUETTE               | min   | fg-a | 3fg-a | ft-a  | reb | ast             | to | bk | st | pf | pts |  |
| Lazar Hayward           | 29    | 5-13 | 2-4   | 7-8   | 14  | 2               | 2  | 1  | 3  | 4  | 19  |  |
| Jimmy Butler            | 31    | 2-5  | 0-1   | 14-16 | 6   | 3               | 0  | 0  | 0  | 2  | 18  |  |
| Darius Johnson-Odom     | 30    | 7-11 | 3-6   | 4-5   | 2   | 2               | 5  | 0  | 1  | 4  | 21  |  |
| Maurice Acker           | 36    |      |       |       |     |                 |    |    |    |    |     |  |

# Marquette Game Notes



Page 13

## USF 52, Marquette 63

Feb. 13, 2010

Milwaukee, Wis.

| USF                 | min   | fg-a | 3fg-a | ft-a | reb | ast | to | bk | st | pf | pts |
|---------------------|-------|------|-------|------|-----|-----|----|----|----|----|-----|
| Jarrid Famous       | 26    | 6-7  | 0-0   | 0-0  | 10  | 2   | 1  | 0  | 0  | 5  | 12  |
| Toarlyn Fitzpatrick | 24    | 0-2  | 0-0   | 0-0  | 4   | 2   | 0  | 0  | 0  | 2  | 0   |
| Chris Howard        | 35    | 5-12 | 1-4   | 0-0  | 5   | 5   | 2  | 0  | 0  | 1  | 11  |
| Dominique Jones     | 39    | 6-21 | 1-7   | 3-4  | 9   | 1   | 5  | 2  | 0  | 4  | 16  |
| Mike Mercer         | 28    | 2-10 | 1-3   | 1-2  | 7   | 1   | 1  | 0  | 0  | 1  | 6   |
| Anthony Crater      | 19    | 0-4  | 0-3   | 0-0  | 1   | 2   | 2  | 0  | 1  | 2  | 0   |
| Alex Rivas          | 4     | 0-0  | 0-0   | 0-0  | 0   | 0   | 0  | 0  | 0  | 0  | 0   |
| Ryan Kardok         | 1     | 0-0  | 0-0   | 0-0  | 0   | 0   | 0  | 0  | 0  | 1  | 0   |
| Shaun Noriega       | 1     | 0-0  | 0-0   | 0-0  | 0   | 0   | 0  | 0  | 0  | 0  | 0   |
| Augustus Gilchrist  | 23    | 3-6  | 1-3   | 0-0  | 4   | 0   | 1  | 0  | 0  | 2  | 7   |
| Team                |       |      |       |      | 2   |     |    |    |    |    |     |
| Totals              | 22-62 | 4-20 | 4-6   | 42   | 13  | 12  | 2  | 1  | 18 | 52 |     |

| MARQUETTE           | min   | fg-a | 3fg-a | ft-a | reb | ast | to | bk | st | pf | pts |
|---------------------|-------|------|-------|------|-----|-----|----|----|----|----|-----|
| Lazar Hayward       | 37    | 6-15 | 0-4   | 6-8  | 14  | 0   | 0  | 2  | 3  | 2  | 18  |
| Jimmy Butler        | 37    | 4-11 | 0-0   | 7-9  | 6   | 2   | 0  | 0  | 4  | 1  | 15  |
| Darius Johnson-Odom | 31    | 1-5  | 1-4   | 0-2  | 1   | 0   | 1  | 1  | 0  | 2  | 3   |
| Maurice Acker       | 37    | 6-9  | 2-3   | 0-1  | 2   | 6   | 0  | 0  | 1  | 1  | 14  |
| David Cubillan      | 34    | 4-7  | 3-5   | 0-0  | 3   | 3   | 1  | 0  | 0  | 2  | 11  |
| Joseph Fulce        | 5     | 0-0  | 0-0   | 0-0  | 0   | 0   | 0  | 0  | 0  | 0  | 0   |
| Dwight Buycks       | 19    | 1-4  | 0-0   | 0-0  | 2   | 0   | 2  | 0  | 0  | 3  | 2   |
| Team                |       |      |       |      | 2   |     |    |    |    |    |     |
| Totals              | 22-51 | 6-16 | 13-20 | 30   | 11  | 6   | 3  | 8  | 12 | 63 |     |

**Halftime:** MU 31-27. **Dead Ball Rebounds:** MU 4-2.  
**Technical:** MU (Bench). **Officials:** Pat Driscoll, Jim Haney, Brian O'Connell. **Attendance:** 18,064.

# Marquette Game Notes

Page 14



## ALL-TIME CAREER LEADERS

### Games Played

|    |            |                      |                |
|----|------------|----------------------|----------------|
| 1. | 130        | Jerel McNeal         | 2005-09        |
| 2. | 129        | Dominic James        | 2005-09        |
| 3. | <b>128</b> | <b>Lazar Hayward</b> | <b>2006-10</b> |
|    | 127        | Ousmane Barro        | 2004-08        |
|    | 127        | Wesley Matthews      | 2005-09        |
| 5. | 126        | Steve Novak          | 2002-06        |
|    | 126        | Joe Chapman          | 2002-06        |
|    | 126        | Scott Merritt        | 2000-04        |
| 8. | 125        | Roney Eford          | 1992-96        |
| 9. | 124        | Dwight Burke         | 2005-09        |

### Points

|     |             |                      |                |
|-----|-------------|----------------------|----------------|
| 1.  | 1985        | Jerel McNeal         | 2005-09        |
| 2.  | 1773        | George Thompson      | 1966-69        |
| 3.  | 1749        | Dominic James        | 2005-09        |
| 4.  | 1735        | Butch Lee            | 1974-78        |
| 5.  | 1691        | Travis Diener        | 2001-05        |
| 6.  | 1690        | Brian Wardle         | 1997-01        |
| 7.  | <b>1689</b> | <b>Lazar Hayward</b> | <b>2006-10</b> |
| 8.  | 1688        | Tony Smith           | 1986-90        |
| 9.  | 1673        | Wesley Matthews      | 2005-09        |
| 10. | 1663        | Bo Ellis             | 1973-77        |

### Scoring Average

|     |      |                 |         |
|-----|------|-----------------|---------|
| 1.  | 20.4 | George Thompson | 1966-69 |
| 2.  | 19.7 | Dwyane Wade     | 2001-03 |
| 3.  | 19.0 | Jim Chones      | 1970-72 |
| 4.  | 18.8 | Dean Meminger   | 1968-71 |
| 5.  | 18.6 | Don Kojis       | 1958-61 |
| 6.  | 18.6 | Mike Moran      | 1956-59 |
| 7.  | 18.3 | Bob Wolf        | 1964-67 |
| 8.  | 17.0 | Terry Rand      | 1953-56 |
| 9.  | 16.4 | Tom Flynn       | 1963-66 |
| 10. | 16.2 | Ron Glaser      | 1960-63 |

### Field Goals Made

|     |            |                      |                |
|-----|------------|----------------------|----------------|
| 1.  | 726        | Jerel McNeal         | 2005-09        |
| 2.  | 674        | Bo Ellis             | 1973-77        |
| 3.  | 666        | Butch Lee            | 1974-78        |
| 4.  | 656        | George Thompson      | 1966-69        |
| 5.  | 627        | Damon Key            | 1990-94        |
| 6.  | 626        | Dominic James        | 2005-09        |
| 7.  | 615        | Tony Smith           | 1987-90        |
| 8.  | <b>608</b> | <b>Lazar Hayward</b> | <b>2006-10</b> |
| 9.  | 603        | Don Kojis            | 1958-61        |
| 10. | 572        | Dean Meminger        | 1968-71        |

### Field Goals Attempted

|     |             |                      |                |
|-----|-------------|----------------------|----------------|
| 1.  | 1649        | Jerel McNeal         | 2005-09        |
| 2.  | 1535        | Dominic James        | 2005-09        |
| 3.  | 1430        | Brian Wardle         | 1997-01        |
| 4.  | 1403        | Butch Lee            | 1974-78        |
| 5.  | 1400        | Don Kojis            | 1958-61        |
| 6.  | 1383        | Bo Ellis             | 1973-77        |
| 7.  | 1350        | George Thompson      | 1966-69        |
| 8.  | <b>1335</b> | <b>Lazar Hayward</b> | <b>2006-10</b> |
| 9.  | 1272        | Tom Flynn            | 1963-66        |
| 10. | 1252        | Roney Eford          | 1992-96        |

### Field Goal Percentage (min. 450 FGA)

|     |       |                  |                |
|-----|-------|------------------|----------------|
| 1.  | 58.8% | Ric Cobb         | 1968-70        |
| 2.  | 58.1% | Ousmane Barro    | 2005-08        |
| 3.  | 55.2% | Jim McIlvaine    | 1990-94        |
| 4.  | 54.8% | Jerome Whitehead | 1975-78        |
| 5.  | 54.7% | Jim Chones       | 1970-72        |
| 6.  | 54.5% | Amal McCaskill   | 1991-92, 93-96 |
| 7.  | 53.4% | Tyrone Baldwin   | 1988-90        |
| 8.  | 53.1% | Ron Curry        | 1990-93        |
| 9.  | 52.1% | Trevor Powell    | 1987-91        |
| 10. | 52.0% | Tony Smith       | 1986-71        |

### 3-Point Field Goals Made

|    |     |                |         |
|----|-----|----------------|---------|
| 1. | 354 | Steve Novak    | 2002-06 |
| 2. | 284 | Travis Diener  | 2001-05 |
| 3. | 244 | Robb Logterman | 1990-94 |
| 4. | 221 | Aaron Hutchins | 1994-98 |
| 5. | 216 | Mark Anglavar  | 1987-91 |
| 6. | 211 | Anthony Pieper | 1993-97 |
| 7. | 197 | Brian Wardle   | 1997-01 |
| 8. | 178 | Tony Miller    | 1991-95 |
| 9. | 169 | John Cliff     | 1996-00 |
|    | 169 | Dominic James  | 2005-09 |

### 3-Point Field Goals Attempted

|     |     |                |         |
|-----|-----|----------------|---------|
| 1.  | 768 | Steve Novak    | 2002-06 |
| 2.  | 687 | Travis Diener  | 2001-05 |
| 3.  | 595 | Robb Logterman | 1990-94 |
| 4.  | 592 | Aaron Hutchins | 1994-98 |
| 5.  | 581 | Dominic James  | 2005-09 |
| 6.  | 564 | Anthony Pieper | 1993-97 |
| 7.  | 553 | Brian Wardle   | 1997-01 |
| 8.  | 501 | Mark Anglavar  | 1987-91 |
| 9.  | 486 | John Cliff     | 1996-00 |
| 10. | 482 | Tony Miller    | 1991-95 |

### 3-Point Field Goal Percentage (min. 100 3FGA)

|     |              |                       |                |
|-----|--------------|-----------------------|----------------|
| 1.  | 46.1%        | Steve Novak           | 2002-06        |
| 2.  | 43.1%        | Mark Anglavar         | 1987-91        |
| 3.  | 42.9%        | Tony Smith            | 1986-90        |
| 4.  | 41.5%        | Mike Flory            | 1986-87, 88-89 |
| 5.  | 41.3%        | Travis Diener         | 2001-05        |
| 6.  | 41.0%        | Robb Logterman        | 1990-94        |
| 7.  | 40.5%        | Dan Fitzgerald        | 2005-08        |
| 8.  | <b>40.4%</b> | <b>Maurice Acker</b>  | <b>2007-10</b> |
| 9.  | 38.5%        | Roney Eford           | 1992-96        |
| 10. | 38.3%        | David Diggs           | 1998-02        |
| 11. | <b>37.9%</b> | <b>David Cubillan</b> | <b>2006-10</b> |
| 12. | 37.4%        | Anthony Pieper        | 1993-97        |
| 13. | 37.3%        | Aaron Hutchins        | 1994-98        |

### Free Throws Made

|     |     |                 |         |
|-----|-----|-----------------|---------|
| 1.  | 549 | Wesley Matthews | 2005-09 |
| 2.  | 493 | Dean Meminger   | 1968-71 |
| 3.  | 457 | George Thompson | 1966-69 |
| 4.  | 406 | Tony Smith      | 1986-90 |
| 5.  | 403 | Butch Lee       | 1974-78 |
| 6.  | 393 | Bob Wolf        | 1964-67 |
| 7.  | 390 | Rube Schulz     | 1951-55 |
| 8.  | 385 | Travis Diener   | 2001-05 |
| 9.  | 378 | Damon Key       | 1990-94 |
| 10. | 361 | Russ Wittberger | 1952-55 |

### Free Throws Attempted

|     |     |                 |         |
|-----|-----|-----------------|---------|
| 1.  | 762 | Dean Meminger   | 1968-71 |
| 2.  | 687 | Wesley Matthews | 2005-09 |
| 3.  | 674 | George Thompson | 1966-69 |
| 4.  | 549 | Bob Wolf        | 1964-67 |
| 5.  | 532 | Rube Schulz     | 1951-55 |
| 6.  | 531 | Terry Rand      | 1953-56 |
| 7.  | 529 | Russ Wittberger | 1951-55 |
|     | 529 | Dominic James   | 2005-09 |
| 9.  | 525 | Mike Moran      | 1956-59 |
| 10. | 517 | Tony Smith      | 1986-90 |

### Free Throw Percentage (min. 200 FTA)

|    |       |                  |                |
|----|-------|------------------|----------------|
| 1. | 93.1% | Steve Novak      | 2002-06        |
| 2. | 84.8% | Butch Lee        | 1974-78        |
| 3. | 83.7% | Travis Diener    | 2001-05        |
| 4. | 82.6% | Brian Brunkhorst | 1964-68        |
| 5. | 82.5% | Oliver Lee       | 1977-81        |
| 6. | 81.3% | Bob Walczak      | 1951-52, 54-57 |
| 7. | 81.1% | Brad Luchini     | 1965-68        |
|    | 81.1% | Brian Wardle     | 1997-01        |
| 9. | 79.9% | Robb Logterman   | 1990-94        |
|    | 79.9% | Wesley Matthews  | 2005-09        |

### Rebounds

|     |            |                      |                |
|-----|------------|----------------------|----------------|
| 1.  | 1222       | Don Kojis            | 1958-61        |
| 2.  | 1085       | Bo Ellis             | 1973-77        |
| 3.  | 978        | Terry Rand           | 1953-56        |
| 4.  | 938        | Walt Mangham         | 1957-60        |
| 5.  | <b>848</b> | <b>Lazar Hayward</b> | <b>2006-10</b> |
| 6.  | 771        | Tom Flynn            | 1963-66        |
| 7.  | 768        | Paul Carbins         | 1964-67        |
| 8.  | 765        | Trevor Powell        | 1987-91        |
| 9.  | 753        | John Glaser          | 1955-58        |
| 10. | 739        | Damon Key            | 1990-94        |

### Rebounding Average

|     |      |               |         |
|-----|------|---------------|---------|
| 1.  | 15.1 | Don Kojis     | 1958-61 |
| 2.  | 12.7 | Terry Rand    | 1953-56 |
| 3.  | 12.3 | Walt Mangham  | 1957-60 |
| 4.  | 11.7 | Jim Chones    | 1970-72 |
| 5.  | 10.7 | Maurice Lucas | 1972-74 |
| 6.  | 10.6 | John Glaser   | 1955-58 |
| 7.  | 9.9  | Tom Flynn     | 1963-66 |
| 8.  | 9.7  | Paul Carbins  | 1964-67 |
|     | 9.7  | David Boone   | 1985-87 |
| 10. | 9.6  | Larry McNeill | 1971-73 |

### Assists

|     |     |                |         |
|-----|-----|----------------|---------|
| 1.  | 956 | Tony Miller    | 1991-95 |
| 2.  | 632 | Dominic James  | 2005-09 |
| 3.  | 617 | Travis Diener  | 2001-05 |
| 4.  | 550 | Aaron Hutchins | 1994-98 |
| 5.  | 480 | Lloyd Walton   | 1973-76 |
| 6.  | 469 | Tony Smith     | 1986-90 |
| 7.  | 455 | Jerel McNeal   | 2005-09 |
| 8.  | 430 | Cordell Henry  | 1998-02 |
| 9.  | 409 | Glenn Rivers   | 1980-83 |
| 10. | 408 | Michael Sims   | 1984-88 |

### Blocked Shots

|     |     |                |                |
|-----|-----|----------------|----------------|
| 1.  | 399 | Jim McIlvaine  | 1990-94        |
| 2.  | 175 | Amal McCaskill | 1991-92, 93-96 |
| 3.  | 172 | Faisal Abraham | 1993-97        |
| 4.  | 119 | Michael Wilson | 1978-82        |
| 5.  | 113 | Scott Merritt  | 2000-04        |
| 6.  | 103 | Walter Downing | 1984-86        |
| 7.  | 100 | Ousmane Barro  | 2004-08        |
| 8.  | 93  | Trevor Powell  | 1987-91        |
| 9.  | 89  | Mike Bargaen   | 1995-99        |
| 10. | 84  | Tom Copa       | 1983-87        |

### Steals

|     |     |                |         |
|-----|-----|----------------|---------|
| 1.  | 287 | Jerel McNeal   | 2005-09 |
| 2.  | 272 | Michael Wilson | 1978-82 |
| 3.  | 253 | Mandy Johnson  | 1981-85 |
| 4.  | 238 | Dominic James  | 2005-09 |
| 5.  | 203 | Glenn Rivers   | 1980-83 |
| 6.  | 190 | Tony Smith     | 1986-90 |
| 7.  | 188 | Michael Sims   | 1984-88 |
| 8.  | 185 | Tony Miller    | 1991-95 |
| 9.  | 165 | Aaron Hutchins | 1994-98 |
| 10. | 158 | Travis Diener  | 2001-05 |
|     | 158 | Kerry Trotter  | 1982-86 |

### Wins

|    |     |                  |         |
|----|-----|------------------|---------|
| 1. | 101 | Earl Tatum       | 1972-76 |
|    | 101 | Bo Ellis         | 1973-77 |
| 3. | 99  | Butch Lee        | 1974-78 |
|    | 99  | Gary Rosenberger | 1974-78 |
| 5. | 98  | Bernard Toone    | 1975-79 |
| 6. | 94  | Dwight Burke     | 2005-09 |
|    | 94  | Dominic James    | 2005-09 |
|    | 94  | Wesley Matthews  | 2005-09 |
|    | 94  | Jerel McNeal     | 2005-09 |
| 7. | 91  | Travis Diener    | 2001-05 |
|    | 91  | Todd Townsend    | 2001-05 |



# Marquette Game Notes



Page 16

## GAME-BY-GAME SCORING/REBOUNDING

| Opponent                   | Acker | Butler | Buycks | Cadougan | Cubillan | Frozena | Fulce | Hayward | Johnson-Odom | Mbao | Otule | Williams |
|----------------------------|-------|--------|--------|----------|----------|---------|-------|---------|--------------|------|-------|----------|
| Centenary                  | 11/1  | 27/13  | 7/5    | DNP      | 6/1      | 0/0     | 5/6   | 9/5     | 10/2         | DNP  | 0/1   | 1/1      |
| Maryland Eastern Shore     | 8/1   | 13/7   | 12/3   | DNP      | 12/3     | 0/1     | 0/1   | 28/8    | 3/1          | DNP  | 6/3   | DNP      |
| Grambling State            | 9/3   | 15/2   | 10/10  | DNP      | 8/6      | 3/0     | 5/5   | 12/5    | 13/1         | 1/0  | 5/2   | 6/3      |
| South Dakota               | 11/0  | 13/5   | 2/5    | DNP      | 9/0      | 3/1     | 4/4   | 20/8    | 18/2         | 0/1  | DNP   | 4/1      |
| vs. Xavier                 | 11/1  | 15/6   | 5/7    | DNP      | 5/4      | DNP     | 0/1   | 27/3    | 8/2          | DNP  | DNP   | DNP      |
| vs. 15/15 Michigan         | 8/0   | 17/9   | 13/3   | DNP      | 3/2      | DNP     | 0/0   | 22/9    | 14/4         | DNP  | DNP   | DNP      |
| vs. Florida State          | 2/1   | 10/11  | 4/4    | DNP      | 2/1      | DNP     | 0/3   | 21/10   | 17/1         | 0/0  | DNP   | DNP      |
| RV/-- North Carolina State | 10/2  | 19/12  | 7/2    | DNP      | 5/2      | DNP     | 6/7   | 15/6    | 11/5         | DNP  | DNP   | DNP      |
| Milwaukee                  | 8/2   | 19/5   | 0/1    | DNP      | 6/1      | DNP     | 2/4   | 13/4    | 15/4         | 0/1  | DNP   | 0/2      |
| @ 20/23 Wisconsin          | 6/5   | 8/4    | 4/1    | DNP      | 3/0      | DNP     | 4/2   | 21/12   | 13/1         | 0/0  | DNP   | DNP      |
| North Florida              | 4/2   | 21/4   | 9/7    | DNP      | 5/2      | 0/1     | 13/10 | 13/7    | 7/2          | 0/2  | DNP   | 6/3      |
| Presbyterian               | 14/0  | 16/8   | 14/4   | DNP      | 10/1     | 0/1     | 6/5   | 23/7    | 15/1         | 0/1  | DNP   | 4/6      |
| @ 6/6 West Virginia        | 5/3   | 9/3    | 7/4    | DNP      | 3/0      | DNP     | 0/0   | 24/4    | 14/6         | 0/0  | DNP   | DNP      |
| 8/8 Villanova              | 5/2   | 19/7   | 15/1   | DNP      | 10/0     | DNP     | 2/4   | 17/14   | 4/0          | DNP  | DNP   | DNP      |
| 12/12 Georgetown           | 4/1   | 9/6    | 10/0   | DNP      | 18/1     | DNP     | 2/6   | 12/11   | 7/2          | 0/1  | DNP   | 0/0      |
| @ 6/6 Villanova            | 6/2   | 14/4   | 11/6   | DNP      | 0/0      | DNP     | 9/2   | 20/8    | 16/2         | DNP  | DNP   | 0/1      |
| Providence                 | 23/1  | 14/5   | 5/5    | DNP      | 2/1      | 0/0     | 4/3   | 22/5    | 22/5         | 0/1  | DNP   | 1/2      |
| @ DePaul                   | 6/1   | 8/7    | 7/4    | DNP      | 5/4      | DNP     | 3/2   | 14/8    | 7/1          | DNP  | DNP   | DNP      |
| @ 5/5 Syracuse             | 12/0  | 13/6   | 9/1    | 0/2      | 2/2      | DNP     | 2/1   | 16/8    | 17/1         | DNP  | DNP   | 0/0      |
| Rutgers                    | 14/1  | 16/8   | 5/4    | 2/1      | 4/1      | 0/0     | 13/3  | 12/12   | 16/2         | DNP  | DNP   | 0/1      |
| @ 19/19 Connecticut        | 4/1   | 21/7   | 2/3    | DNP      | 8/0      | DNP     | 0/2   | 20/3    | 15/1         | DNP  | DNP   | 0/1      |
| DePaul                     | 5/3   | 18/6   | 14/2   | 1/0      | 2/0      | DNP     | 0/6   | 14/19   | 21/2         | DNP  | DNP   | 0/4      |
| @ Providence               | 2/1   | 19/7   | 8/5    | DNP      | 13/1     | DNP     | 0/0   | 28/9    | 12/3         | DNP  | DNP   | DNP      |
| USF                        | 14/2  | 15/6   | 2/2    | DNP      | 11/3     | DNP     | 0/0   | 18/14   | 3/1          | DNP  | DNP   | DNP      |
| 19/21 Pittsburgh           |       |        |        |          |          |         |       |         |              |      |       |          |
| @ Cincinnati               |       |        |        |          |          |         |       |         |              |      |       |          |
| @ St. John's               |       |        |        |          |          |         |       |         |              |      |       |          |
| @ Seton Hall               |       |        |        |          |          |         |       |         |              |      |       |          |
| Louisville                 |       |        |        |          |          |         |       |         |              |      |       |          |
| Notre Dame                 |       |        |        |          |          |         |       |         |              |      |       |          |

### Marquette's Record When

|   | 2009-10 | Under Williams |
|---|---------|----------------|
| Leading at half   | 15-4    | 33-5           |
| Trailing at half  | 1-3     | 6-11           |
| Tied at half  | 0-1     | 2-2            |
| Scoring 70 or more points                               | 12-3    | 35-10          |
| Allowing 80 or more points                              | 0-0     | 4-7            |
| Holding opponents to 60 points or less                  | 7-2     | 16-3           |
| Holding opponents to 65 points or less                  | 12-3    | 25-5           |
| Shooting 50 percent or better                           | 9-0     | 18-1           |
| Opponents shoot 50 percent or better                    | 2-3     | 6-7            |
| Opponent shoots under 40 percent                        | 7-0     | 16-0           |
| MU's FG percent is same or higher than opp.             | 13-0    | 30-0           |
| MU's FG percent is lower than opp.                      | 3-8     | 11-18          |
| MU's 3FG percent is even with or higher than 40 percent | 9-4     | 21-7           |
| Opponent's 3FG percent is higher than 40 percent        | 4-2     | 11-5           |
| MU shoots more FT than opponent                         | 11-4    | 34-10          |
| MU shoots fewer FT than opponent                        | 4-4     | 6-8            |
| MU shoots same FT as opponent                           | 1-0     | 1-0            |
| Out-rebounded opponent                                  | 10-4    | 29-8           |
| Out-rebounded by opponent                               | 5-4     | 11-9           |
| Rebounds tied   | 0-0     | 0-1            |
| Same or fewer turnovers as opp.                         | 13-5    | 36-11          |
| More turnovers than opponent                            | 2-3     | 4-7            |
| Overtime games  | 0-0     | 0-1            |
| In games decided by 5 pts. or less                      | 3-7     | 7-11           |
| In games decided by 6-10                                | 2-1     | 7-2            |
| In games decided by 11-15                               | 2-0     | 7-4            |
| In games decided by 16 pts. or more                     | 9-0     | 20-1           |
| vs Ranked Teams (AP or Coaches)                         | 3-5     | 8-13           |
| vs 1-25 in RPI (www.collegerpi.com, at time of game)    | 1-6     | 5-14           |
| vs 26-50 in RPI   | 1-1     | 3-2            |
| vs 51-100 in RPI  | 4-0     | 11-0           |
| vs 101-150 in RPI                                       | 3-1     | 9-2            |
| vs 151-200 in RPI                                       | 3-0     | 7-0            |
| vs 201-324 in RPI                                       | 4-0     | 8-0            |
| When winning the opening tip                            | 4-2     | 18-7           |
| When scoring first                                      | 9-2     | 23-7           |

### Team Superlatives by Half

|                        | First Half                     | Second Half                    |
|------------------------|--------------------------------|--------------------------------|
| Points                 | 49 vs. Presbyterian (12/27)    | 57 vs. Villanova (1/9)         |
| Fewest Pts. Allowed    | 15 vs. Grambling St. (11/21)   | 23 vs. North Florida (12/19)   |
| FG Percentage          | 70.4 vs. Presbyterian (12/27)  | 63.3 vs. Providence (1/17)     |
| Lowest FG Pct. Allowed | 23.8 vs. Grambling St. (11/21) | 27.6 vs. North Florida (12/19) |
| 3-Point Percentage     | 70.0 vs. West Virginia (12/29) | 66.7 vs. South Dakota (11/24)  |
| FT Made                | 13 vs. DePaul (2/3)            | 23 vs. DePaul (2/3)            |
| Rebounds               | 24 vs. N.C. State (12/4)       | 23 vs. North Florida (12/19)   |
| Assists                | 14 vs. South Dakota (11/24)    | 12 Three times                 |
| Blocks                 | 3 Twice                        | 3 Three times                  |
| Steals                 | 11 vs. Florida State (11/29)   | 7 Twice                        |

### Individual Superlatives by Half

|              | First Half             | Second Half               |
|--------------|------------------------|---------------------------|
| Points       | 20 Darius Johnson-Odom | vs. Providence (1/17)     |
| 3-Point Made | 4 Four times           |                           |
| FT Made      | 6 Two times            |                           |
| Rebounds     | 9 Jimmy Butler         | vs. Centenary (11/13)     |
| Assists      | 5 Two times            |                           |
| Points       | 20 Lazar Hayward       | vs. Providence (2/6)      |
| 3-Point Made | 4 Two times            |                           |
| FT Made      | 12 Jimmy Butler        | vs. DePaul (2/3)          |
| Rebounds     | 10 Lazar Hayward       | vs. USF (2/13)            |
| Assists      | 5 Dwight Buycks        | vs. Grambling St. (11/21) |

# Marquette Game Notes



Page 17

## MU as an AP-Ranked Team

| Rk.           | Last Time                            | All Time       | Williams     |
|---------------|--------------------------------------|----------------|--------------|
| 1.            | 9 Notre Dame 65, MU 59 (2/26/78)     | 4-1            | -            |
| 2.            | MU 75, Xavier 53 (2/20/78)           | 57-6           | -            |
| 3.            | Miami (Ohio) 84, MU 81 (3/11/78) *   | 31-3           | -            |
| 4.            | MU 97, 11 UNLV 81 (1/15/78)          | 16-2           | -            |
| 5.            | MU 67, Wichita State 56 (1/2/78)     | 18-5           | -            |
| 6.            | MU 67, 11 Clemson 49 (12/27/76)      | 16-6           | -            |
| 7.            | MU 67, 5 N. Carolina 59 (3/28/77) *  | 19-4           | -            |
| 8.            | 6 Louisville 62, MU 58 (3/1/09)      | 21-8           | 3-3          |
| 9.            | 4 Cincinnati 63, MU 62 (2/20/02)     | 21-7           | -            |
| 10.           | MU 78, Georgetown 72 (2/21/09)       | 22-5           | 3-1          |
| 11.           | MU 79, DePaul 70 (1/24/09)           | 18-5           | 1-0          |
| 12.           | MU 77, Savannah St. 37 (12/27/07)    | 18-4           | -            |
| 13.           | 25 Syracuse 86, MU 79 (3/7/09)       | 28-16          | 0-2          |
| 14.           | MU 91, Providence 82 (1/17/09)       | 10-2           | 1-0          |
| 15.           | Dayton 89, MU 75 (11/29/08)          | 13-5           | 4-1          |
| 16.           | MU 95, Houston Baptist 64 (11/14/08) | 18-6           | 1-0          |
| 17.           | MU 75, Cincinnati 60 (2/2/08)        | 19-1           | -            |
| 18.           | MU 75, 25 West Virginia 53 (1/10/09) | 15-3           | 2-0          |
| 19.           | MU 77, Morgan St. 57 (12/22/06)      | 4-3            | -            |
| 20.           | MU 75, 12 Pittsburgh 71 (3/3/07)     | 13-8           | -            |
| 21.           | 10 Villanova 76, MU 75 (3/12/09)     | 9-5            | 1-1          |
| 22.           | MU 101, Milwaukee 51 (3/5/94)        | 8-3            | -            |
| 23.           | 9 Missouri 83, MU 79 *               | 4-4            | 2-1          |
| 24.           | 16 Tennessee 80, MU 68 (12/16/08)    | 12-4           | 1-1          |
| 25.           | MU 61, Wisconsin 58 (12/6/08)        | 12-3           | 2-0          |
| <b>Totals</b> |                                      | <b>422-119</b> | <b>21-10</b> |

## MU Against AP-Ranked Teams

| Rk.           | Last Time                             | All Time      | Williams    |
|---------------|---------------------------------------|---------------|-------------|
| 1.            | 9 MU 83, Kentucky 69 (3/29/03) *      | 1-6           | -           |
| 2.            | Connecticut 93, 8 MU 82 (2/25/09)     | 2-11          | 0-1         |
| 3.            | Pittsburgh 90, 13 MU 75 (3/4/09)      | 0-10          | 0-1         |
| 4.            | Villanova 72, MU 67 (2/4/06)          | 5-9           | -           |
| 5.            | Syracuse 76, MU 71 (1/23/10)          | 3-12          | 0-1         |
| 6.            | Villanova 78, Marquette 76 (1/9/10)   | 6-17          | 0-3         |
| 7.            | MU 74, Cincinnati 72 (3/2/96)         | 5-6           | -           |
| 8.            | Villanova 74, Marquette 72 (1/2/10)   | 2-10          | 0-1         |
| 9.            | Missouri 83, 23 MU 79 (3/22/09) *     | 7-9           | 0-1         |
| 10.           | Villanova 76, 21 MU 75 (3/12/09)      | 5-7           | 0-1         |
| 11.           | Georgetown 70, MU 68 (OT) (3/1/08)    | 7-5           | -           |
| 12.           | Marquette 62, Georgetown 59 (1/6/10)  | 4-7           | 1-0         |
| 13.           | Villanova 102, 10 Marquette 84        | 3-4           | 0-1         |
| 14.           | 25 MU 89, Notre Dame 79 (3/13/08)     | 6-4           | -           |
| 15.           | MU 79, Michigan 65 (11/27/09)         | 5-2           | 2-0         |
| 16.           | 16 Tennessee 80, MU 68 (12/16/08)     | 2-4           | 0-1         |
| 17.           | MU 57, Georgetown 51 (2/16/06)        | 4-4           | -           |
| 18.           | MU 60, UAB 58 (1/19/94)               | 3-2           | -           |
| 19.           | MU 70, Connecticut 68 (1/30/10)       | 6-3           | 1-0         |
| 20.           | Wisconsin 72, Marquette 63 (12/12/09) | 4-5           | 0-1         |
| 21.           | MU 81, 21 West Virginia 63 (1/13/07)  | 4-1           | -           |
| 22.           | MU 72, Pittsburgh 54 (2/15/08)        | 3-3           | -           |
| 23.           | Georgetown 62, MU 59 (3/9/06)         | 3-3           | -           |
| 24.           | MU 73, Connecticut 69 (1/10/07)       | 2-1           | -           |
| 25.           | Syracuse 86, 13 MU (3/7/09)           | 4-2           | 2-1         |
| <b>Totals</b> |                                       | <b>98-146</b> | <b>6-13</b> |

## The Last Time

| Team                    | Marquette   | Opponent  |
|-------------------------|---|---|
| 100+ Points             | 102-62 vs. Presbyterian (12/27/09)                                  | 84-102 at Villanova (2/10/09)                                       |
| 90+ Points              | 93-63 vs. Providence (1/17/10)                                      | 75-90 at Pittsburgh (3/4/09)  |
| Under 50 Points         | 40-54 vs. Western Michigan (3/14/05)                                | 87-41 vs. Grambling St. (11/21/09)                                  |
| FG Pct. 60+             | 61.4 vs. Providence (1/17/10)                                       | 63.0 at Pittsburgh (3/4/09)   |
| Five or fewer turnovers | 3 vs. Connecticut (1/30/10)   | 5 at West Virginia (1/14/06)  |
| Five Players, 10+ pts.  | 82-59 vs. Rutgers (1/26/10)   | 76-78 vs. Villanova (1/9/10)  |
| Team                    | Marquette Win   | Marquette Loss  |
| Ranked Opponent (AP)    | 70-68 vs. 19 Connecticut (1/30/10)                                  | 71-76 vs. 5 Syracuse (1/23/10)                                      |
| Overtime Game           | 77-74 vs. Pittsburgh (1/21/07) OT                                   | 79-86 vs. 25 Syracuse (3/7/09) OT                                   |
| Double Overtime         | 80-79 vs. Louisville (2/28/96) 2OT                                  | 74-77 vs. Louisville (2/24/01) 3OT                                  |
| Triple Overtime         | Never   | 74-77 vs. Louisville (2/24/01) 3OT                                  |
| Home Opener             | 85-62 vs. Centenary (11/13/09)                                      | 54-67 vs. South Alabama (11/14/00)                                  |
| Road Openers            | 68-65 vs. NC State (12/22/08)                                       | 63-72 vs. Wisconsin (12/12/09)                                      |
| Individual              | Marquette   | Opponent  |
| 30+ Points              | 30, Jerel McNeal<br>79-83 vs. Missouri (3/22/09)                    | 36, A.J. Price<br>82-93 vs. Connecticut (2/25/09)                   |
| 20+ Points              | Lazar Hayward<br>82-79 vs. Providence (2/6/10)                      | Two players<br>82-79 vs. Providence (2/6/10)                        |
| 10+ Rebounds            | 14, Lazar Hayward<br>63-52 vs. USF (2/13/10)                        | 10, Jarrid Famous<br>63-52 vs. USF (2/13/10)                        |
| 15+ Rebounds            | 17, Lazar Hayward<br>79-70 vs. DePaul (1/24/09)                     | 15, Wes Johnson<br>71-76 vs. Syracuse (1/23/10)                     |
| 15+ Free Throws         | 15, Wesley Matthews<br>68-80 vs. Tennessee (12/16/08)               | 15, Austin Croshere<br>59-81 vs. Providence (3/14/97)               |
| 10+ Assists             | 11, Jerel McNeal<br>94-82 vs. Georgetown (1/31/09)                  | 11, Kevin White<br>86-60 vs. UMES (11/17/09)                        |
| Double-Double           | 18 pts, 14 reb, Lazar Hayward<br>63-52 vs. USF (2/13/10)            | Two players<br>82-79 vs. Providence (2/6/10)                        |
| Triple-Double           | 29 pts, 11 reb, 11 ast, Dwyane Wade<br>83-69 vs. Kentucky (3/29/03) | 22 pts, 12 reb, 10 blk, Eric Hicks<br>66-70 vs. Cincinnati (1/8/05) |

## This season . . .

|  |        |   |
|--|--------|---|
| Largest halftime lead . . . . .        | 23     | vs. Rutgers (1/26/10)                         |
| Largest halftime deficit . . . . .     | 12     | vs. Villanova (1/9/10)                        |
| Largest lead in a game . . . . .       | 48     | vs. Grambling St. (11/21/09)                  |
| Largest deficit in a game . . . . .    | 22     | vs. Villanova (1/9/10)                        |
| Largest winning margin . . . . .       | 46     | vs. Grambling St. (11/21/09)                  |
| Largest losing margin . . . . .        | 9      | vs. Wisconsin (12/12/09)                      |
| Largest deficit in a victory . . . . . | 10     | vs. Providence (2/6/10)                       |
| Largest lead in a loss . . . . .       | 17     | vs. Florida State (11/29/09)                  |
| Largest home crowd . . . . .           | 18,093 | vs. Villanova (1/2/10)                        |
| Largest road crowd . . . . .           | 29,011 | vs. Syracuse (1/23/10)                        |
| Largest neutral crowd . . . . .        | 3,660  | vs. Michigan (11/27/09)                       |
| 30-point games . . . . .               | --     |   |
| 20-point games . . . . .               |        | Hayward 13, Butler 3, Johnson-Odom 1, Acker 1 |
| 10-rebound games . . . . .             |        | Hayward 7, Butler 3, Buycks 1, Fulce 1        |
| Double-doubles . . . . .               |        | Hayward 7, Butler 3, Buycks 1, Fulce 1        |

\* denotes NCAA Tournament game



# 1 Darius Johnson-Odom

Sophomore • Guard • 6-2 • 200 • Raleigh, N.C. • Wakefield/Hutchinson CC



**2009-10:** Scored 10 points in his Marquette debut vs. Centenary (11/3); shot 3-of-6 from the floor against the Gents, including a pair of 3-pointers ... Shot 3-of-4 from beyond the arc and 4-of-4 from the foul line in scoring 13 points in 16 minutes of action vs. Grambling State (11/21) ... Earned his first career start vs. South Dakota (11/24) and notched 18 points and a career-high five assists ... Had a career-high three steals, knocked down three first-half 3-pointers and finished with 17 points vs. Florida State (11/29) ... Connected on three 3-pointers in the first half vs. N.C. State (12/5) and finished with 11 points and five rebounds ... In just 23 minutes of action, scored 15 points on 6-of-9 shooting, including three 3-pointers, to go along with four rebounds, three assists and a pair of steals vs. Milwaukee (12/8) ... Matched his career high for 3-pointers with three treys in the first half vs. Wisconsin (12/12) and finished with 13 points ... Added 15 points on 6-of-9 shooting from the floor, including a perfect 3-of-3 from beyond the arc, and handed out four assists in win over Presbyterian (12/27) ... Went 3-of-4 from 3-point range, collected his first career block and had 14 of the team's 19 points off the bench vs. West Virginia (12/29) ... Had a team-high four assists and matched a career-high with three steals in win over Georgetown (1/6) ... Knocked down three 3-pointers and scored 13 of his 16 points in the second half vs. Villanova (1/9) ... Scored 20 of his career-high 22 points in the first half and finished with a career best four 3-pointers vs. Providence (1/17) ... Dished out a game-high five assists, matching an individual career-high, vs. DePaul (1/20) ... Led MU in scoring with 17 points at Syracuse (1/23) ... Matched Jimmy Butler with a team-high 16 points vs. Rutgers (1/26) ... Scored 15 points in come-from-behind win vs. Connecticut (1/30), including three straight free throws to tie the game with 41 seconds left ... Shot 7-of-11 from the field, including three 3-pointers, and finished with a game-high 21 points vs. DePaul (2/3) ... Collected a single-game season-high with two blocks vs. Providence (2/6) ...

## Season & Career Highs

|                                    |                                 |
|------------------------------------|---------------------------------|
| <b>Points</b>                      |                                 |
| Season                             | 22, vs. Providence (1/17/10)    |
| Career                             | 22, vs. Providence (1/17/10)    |
| <b>Rebounds</b>                    |                                 |
| Season                             | 6, vs. West Virginia (12/29/09) |
| Career                             | 6, vs. West Virginia (12/29/09) |
| <b>Assists</b>                     |                                 |
| Season                             | 5, Twice                        |
| Career                             | 5, Twice                        |
| <b>Steals</b>                      |                                 |
| Season                             | 3, Twice                        |
| Career                             | 3, Twice                        |
| <b>Blocked Shots</b>               |                                 |
| Season                             | 2, vs. Providence (2/6/10)      |
| Career                             | 2, vs. Providence (2/6/10)      |
| <b>Minutes</b>                     |                                 |
| Season                             | 35, Twice                       |
| Career                             | 35, Twice                       |
| <b>Field Goals</b>                 |                                 |
| Season                             | 8, vs. Providence (1/17/10)     |
| Career                             | 8, vs. Providence (1/17/10)     |
| <b>Field Goal Attempts</b>         |                                 |
| Season                             | 14, Three times                 |
| Career                             | 14, Three times                 |
| <b>Free Throws</b>                 |                                 |
| Season                             | 4, Four times                   |
| Career                             | 4, Four times                   |
| <b>Free Throw Attempts</b>         |                                 |
| Season                             | 8, vs. Villanova (1/9/10)       |
| Career                             | 8, vs. Villanova (1/9/10)       |
| <b>3-Point Field Goals</b>         |                                 |
| Season                             | 4, vs. Providence (1/17/10)     |
| Career                             | 4, vs. Providence (1/17/10)     |
| <b>3-Point Field Goal Attempts</b> |                                 |
| Season                             | 8, vs. Providence (1/17/10)     |
| Career                             | 8, vs. Providence (1/17/10)     |

## Johnson-Odom's Career Stats

| Year    | GP | GS | Min | Avg  | FG-FGA  | Pct  | 3FG-FGA | Pct  | FT-FTA | Pct  | Off | Def | Tot | Avg | PF | FO | Ast | TO | Blk | Stl | Pts | Avg  |
|---------|----|----|-----|------|---------|------|---------|------|--------|------|-----|-----|-----|-----|----|----|-----|----|-----|-----|-----|------|
| 2009-10 | 24 | 11 | 647 | 27.0 | 101-221 | 45.7 | 54-109  | 49.5 | 42-67  | 62.7 | 5   | 47  | 52  | 2.2 | 56 | 3  | 56  | 45 | 5   | 21  | 298 | 12.4 |



# 2

## Maurice Acker



Senior • Guard • 5-8 • 165 • Hazel Crest, Ill. • Hillcrest

**2009-10:** Opened the season with 11 points in 19 minutes off the bench vs. Centenary (11/13); also dished out four assists against the Gents ... Had a game-high three steals to go along with four assists and eight points vs. Maryland Eastern Shore (11/17) ... Added 11 points on 4-of-7 shooting, including 3-of-4 from behind the arc, vs. South Dakota (12/24) ... Went 4-of-6 from the field in scoring 11 points and had a career-high five steals vs. Xavier (11/26) ... Played a season-high 29 minutes and scored eight points vs. Michigan (11/27) ... Recorded a season-high seven assists and tallied 10 points vs. N.C. State (12/5) ... Earned his first start of the season vs. Milwaukee (12/8); shot a perfect 6-of-6 from the foul line and scored eight points with a game-high four steals against the Panthers ... Grabbed a season-high five rebounds vs. Wisconsin (12/12) ... Recorded 14 points by knocking down five field goals including a pair of 3-pointers, vs. Presbyterian (12/27) ... Had a game-high five assists vs. Villanova (1/2) ... Was 6-of-6 from 3-point range and finished 8-of-9 shooting from the floor to lead MU with a career-high 23 points vs. Providence (1/17) ... Named to BIG EAST Weekly Honor Roll on Jan. 18 ... Posted a game-high six assists and shot 4-of-5 from outside to finish with 12 points against Syracuse (1/23) ... Tallied 14 points, including 12 in the first half on 4-of-5 shooting from distance, and added a team-high five assists vs. Rutgers (1/26) ... Had a game-high six assists and did not commit a turnover while playing a season-high 36 minutes vs. Connecticut (1/30) ... Dished out a game-high six assists and added 14 points vs. USF (2/13) while playing a season-high 27 minutes ...

### Season & Career Highs

|                                    |                                 |
|------------------------------------|---------------------------------|
| <b>Points</b>                      |                                 |
| Season                             | 23, vs. Providence (1/17/10)    |
| Career                             | 23, vs. Providence (1/17/10)    |
| <b>Rebounds</b>                    |                                 |
| Season                             | 5, vs. Wisconsin (12/12/09)     |
| Career                             | 5, Twice                        |
| <b>Assists</b>                     |                                 |
| Season                             | 7, vs. N.C. State (12/5/09)     |
| Career                             | 10, vs. Presbyterian (12/28/08) |
| <b>Steals</b>                      |                                 |
| Season                             | 5, vs. Xavier (11/26/09)        |
| Career                             | 5, vs. Xavier (11/26/09)        |
| <b>Blocked Shots</b>               |                                 |
| Season                             | 1, vs. Michigan (11/27/09)      |
| Career                             | 1, Twice                        |
| <b>Minutes</b>                     |                                 |
| Season                             | 37, vs. USF (2/13/10)           |
| Career                             | 40, vs. Syracuse (3/7/09)       |
| <b>Field Goals</b>                 |                                 |
| Season                             | 8, vs. Providence (1/17/10)     |
| Career                             | 8, vs. Providence (1/17/10)     |
| <b>Field Goal Attempts</b>         |                                 |
| Season                             | 10, vs. Presbyterian (12/27/09) |
| Career                             | 10, vs. Presbyterian (12/27/09) |
| <b>Free Throws</b>                 |                                 |
| Season                             | 6, vs. Milwaukee (12/8/09)      |
| Career                             | 6, Twice                        |
| <b>Free Throw Attempts</b>         |                                 |
| Season                             | 6, vs. Milwaukee (12/8/09)      |
| Career                             | 7, vs. Wisconsin (12/6/08)      |
| <b>3-Point Field Goals</b>         |                                 |
| Season                             | 6, vs. Providence (1/17/10)     |
| Career                             | 6, vs. Providence (1/17/10)     |
| <b>3-Point Field Goal Attempts</b> |                                 |
| Season                             | 6, vs. Providence (1/17/10)     |
| Career                             | 7, vs. Syracuse (3/7/09)        |

### Acker's Career Stats

| Year         | GP        | GS        | Min         | Avg         | FG-FGA         | Pct         | 3FG-FGA       | Pct         | FT-FTA       | Pct         | Off       | Def       | Tot        | Avg        | PF         | FO       | Ast        | TO        | Blk      | Stl       | Pts        | Avg        |
|--------------|-----------|-----------|-------------|-------------|----------------|-------------|---------------|-------------|--------------|-------------|-----------|-----------|------------|------------|------------|----------|------------|-----------|----------|-----------|------------|------------|
| 2007-08      | 35        | 1         | 467         | 13.3        | 53-120         | 44.2        | 26-61         | 42.6        | 26-33        | 78.8        | 7         | 27        | 34         | 1.0        | 54         | 1        | 62         | 36        | 1        | 28        | 158        | 4.5        |
| 2008-09      | 33        | 7         | 536         | 16.2        | 27-91          | 29.7        | 19-67         | 28.4        | 21-29        | 72.4        | 11        | 34        | 45         | 1.4        | 61         | 0        | 61         | 25        | 0        | 23        | 94         | 2.8        |
| 2009-10      | 24        | 11        | 630         | 26.3        | 72-156         | 46.2        | 35-70         | 50.0        | 23-32        | 71.9        | 5         | 31        | 36         | 1.5        | 55         | 0        | 85         | 28        | 1        | 34        | 202        | 8.4        |
| <b>TOTAL</b> | <b>92</b> | <b>19</b> | <b>1633</b> | <b>17.8</b> | <b>152-367</b> | <b>41.4</b> | <b>80-198</b> | <b>40.4</b> | <b>70-94</b> | <b>74.5</b> | <b>23</b> | <b>92</b> | <b>115</b> | <b>1.3</b> | <b>170</b> | <b>1</b> | <b>208</b> | <b>89</b> | <b>2</b> | <b>85</b> | <b>454</b> | <b>4.9</b> |



# 5

## Junior Cadougan



Freshman • Guard • 6-1 • 205 • Toronto, Ont. • Christian Life Center Academy

**2009-10:** Missed first 18 games of the season after rupturing Achilles' tendon on Sept. 18 ... Made his collegiate debut vs. Syracuse (1/23) and had two rebounds and a pair of assists in eight minutes ... Garnered his first collegiate points with a pair of free throws vs. Rutgers (1/26) ...

### Season & Career Highs

#### Points

|        |                       |
|--------|-----------------------|
| Season | 2, vs. Rutgers (1/26) |
| Career | 2, vs. Rutgers (1/26) |

#### Rebounds

|        |                        |
|--------|------------------------|
| Season | 2, vs. Syracuse (1/23) |
| Career | 2, vs. Syracuse (1/23) |

#### Assists

|        |                        |
|--------|------------------------|
| Season | 2, vs. Syracuse (1/23) |
| Career | 2, vs. Syracuse (1/23) |

#### Steals

|        |    |
|--------|----|
| Season | -- |
| Career | -- |

#### Blocked Shots

|        |    |
|--------|----|
| Season | -- |
| Career | -- |

#### Minutes

|        |                        |
|--------|------------------------|
| Season | 8, vs. Syracuse (1/23) |
| Career | 8, vs. Syracuse (1/23) |

#### Field Goals

|        |    |
|--------|----|
| Season | -- |
| Career | -- |

#### Field Goal Attempts

|        |                       |
|--------|-----------------------|
| Season | 3, vs. Rutgers (1/26) |
| Career | 3, vs. Rutgers (1/26) |

#### Free Throws

|        |                       |
|--------|-----------------------|
| Season | 2, vs. Rutgers (1/26) |
| Career | 2, vs. Rutgers (1/26) |

#### Free Throw Attempts

|        |          |
|--------|----------|
| Season | 2, Twice |
| Career | 2, Twice |

#### 3-Point Field Goals

|        |    |
|--------|----|
| Season | -- |
| Career | -- |

#### 3-Point Field Goal Attempts

|        |          |
|--------|----------|
| Season | 1, Twice |
| Career | 1, Twice |

### Cadougan's Career Stats

| Year    | GP | GS | Min | Avg | FG-FGA | Pct  | 3FG-FGA | Pct  | FT-FTA | Pct  | Off | Def | Tot | Avg | PF | FO | Ast | TO | Blk | Stl | Pts | Avg |
|---------|----|----|-----|-----|--------|------|---------|------|--------|------|-----|-----|-----|-----|----|----|-----|----|-----|-----|-----|-----|
| 2009-10 | 3  | 0  | 19  | 6.3 | 0-5    | 00.0 | 0-2     | 00.0 | 3-4    | 75.0 | 1   | 2   | 3   | 1.0 | 2  | 0  | 2   | 1  | 0   | 0   | 3   | 1.0 |



# 10

# David Cubillan



Senior • Guard • 6-0 • 175 • Maracaibo, Venezuela • St. Benedict's (N.J.)

**2008-09:** Played in his 100th collegiate game vs. Centenary (11/13); took advantage of his first start since his freshman season – second start of his career – by tying a personal high with six assists in 28 minutes of action against the Gents ... Added six more assists vs. Maryland Eastern Shore (11/17) with 12 points ... Tallied career highs in rebounds (6) and steals (5) and added eight points in the second half vs. Grambling State (11/21) ... Recorded nine points and five assists vs. South Dakota (11/24) ... Tied a career-high with 33 minutes played vs. N.C. State (12/5) and dished out five assists ... Knocked down both of his 3-point attempts vs. Milwaukee (12/8) ... Had a team-high four assists vs. North Florida (12/19) ... Was 3-of-3 from the field, including 2-of-2 from 3-point range and 2-of-2 from the foul line, in scoring 10 points vs. Presbyterian (12/27) ... One of four MU player to score in double figures vs. Villanova (1/2) with 10 points on 4-of-7 shooting, including a pair of 3-pointers ... Poured in a season-high 18 points on 6-of-6 shooting from 3-point range to lead Marquette in scoring in win over Georgetown (1/6) ... Posted a career-high seven assists vs. Providence (1/17) ... Played a career-high 37 minutes vs. DePaul (1/20) ... Contributed eight points, including a pair of second-half 3-pointers, to go along with five assists and a game-high two steals vs. Connecticut (1/30) ... Added 14 points in win vs. Providence (2/6) ... Was 3-of-5 from distance and tallied 11 points vs. USF (2/13) ...

## Season & Career Highs

|                                    |                                  |
|------------------------------------|----------------------------------|
| <b>Points</b>                      |                                  |
| Season                             | 18, vs. Georgetown (1/6/10)      |
| Career                             | 20, vs. Pittsburgh (3/3/07)      |
| <b>Rebounds</b>                    |                                  |
| Season                             | 6, vs. Grambling St. (11/21/09)  |
| Career                             | 6, vs. Grambling St. (11/21/09)  |
| <b>Assists</b>                     |                                  |
| Season                             | 7, vs. Providence (1/17/10)      |
| Career                             | 7, vs. Providence (1/17/10)      |
| <b>Steals</b>                      |                                  |
| Season                             | 5, vs. Grambling St. (11/21/09)  |
| Career                             | 5, vs. Grambling St. (11/21/09)  |
| <b>Blocked Shots</b>               |                                  |
| Season                             | --                               |
| Career                             | 2, vs. Hillsdale (11/10/06)      |
| <b>Minutes</b>                     |                                  |
| Season                             | 37, vs. DePaul (1/20/10)         |
| Career                             | 37, vs. DePaul (1/20/10)         |
| <b>Field Goals</b>                 |                                  |
| Season                             | 6, vs. Georgetown (1/6/10)       |
| Career                             | 6, vs. Georgetown (1/6/10)       |
| <b>Field Goal Attempts</b>         |                                  |
| Season                             | 10, vs. Grambling St. (11/21/09) |
| Career                             | 10, vs. Grambling St. (11/21/09) |
| <b>Free Throws</b>                 |                                  |
| Season                             | 3, vs. Providence (2/6/10)       |
| Career                             | 8, vs. Pittsburgh (3/3/07)       |
| <b>Free Throw Attempts</b>         |                                  |
| Season                             | 5, vs. UMES (11/17/09)           |
| Career                             | 8, vs. Pittsburgh (3/3/07)       |
| <b>3-Point Field Goals</b>         |                                  |
| Season                             | 6, vs. Georgetown (1/6/10)       |
| Career                             | 6, vs. Georgetown (1/6/10)       |
| <b>3-Point Field Goal Attempts</b> |                                  |
| Season                             | 6, Twice                         |
| Career                             | 8, Three times                   |

## Cubillan's Career Stats

| Year         | GP         | GS        | Min         | Avg         | FG-FGA         | Pct         | 3FG-FGA        | Pct         | FT-FTA       | Pct         | Off       | Def        | Tot        | Avg        | PF         | FO       | Ast        | TO        | Blk      | Stl       | Pts        | Avg        |
|--------------|------------|-----------|-------------|-------------|----------------|-------------|----------------|-------------|--------------|-------------|-----------|------------|------------|------------|------------|----------|------------|-----------|----------|-----------|------------|------------|
| 2006-07      | 34         | 1         | 721         | 21.2        | 55-145         | 37.9        | 48-113         | 42.5        | 29-38        | 76.3        | 11        | 53         | 64         | 1.9        | 48         | 0        | 55         | 25        | 3        | 22        | 187        | 5.5        |
| 2007-08      | 34         | 0         | 598         | 17.6        | 59-158         | 37.3        | 39-116         | 33.6        | 18-23        | 78.3        | 17        | 27         | 44         | 1.3        | 32         | 0        | 55         | 24        | 3        | 23        | 175        | 5.1        |
| 2008-09      | 31         | 0         | 296         | 9.5         | 15-55          | 27.3        | 10-34          | 29.4        | 9-13         | 69.2        | 2         | 15         | 17         | 0.5        | 22         | 1        | 22         | 13        | 1        | 8         | 49         | 1.6        |
| 2009-10      | 24         | 24        | 701         | 29.2        | 55-116         | 47.4        | 32-77          | 41.6        | 10-13        | 76.9        | 6         | 30         | 36         | 1.5        | 34         | 0        | 70         | 23        | 0        | 15        | 152        | 6.3        |
| <b>TOTAL</b> | <b>123</b> | <b>25</b> | <b>2316</b> | <b>18.8</b> | <b>184-474</b> | <b>38.8</b> | <b>129-340</b> | <b>37.9</b> | <b>66-87</b> | <b>75.9</b> | <b>36</b> | <b>125</b> | <b>161</b> | <b>1.3</b> | <b>136</b> | <b>1</b> | <b>202</b> | <b>85</b> | <b>7</b> | <b>68</b> | <b>563</b> | <b>4.6</b> |



# 12

## Erik Williams



Freshman • Forward • 6-7 • 200 • Houston, Texas • Cypress Springs

**2009-10:** Saw his first collegiate action with two minutes played vs. Centenary (11/13) and had one of five blocked shots for the Golden Eagles ... Scored six points vs. Grambling State (11/21) ... Went a perfect 4-of-4 from the foul line and matched a career-high with six points and three rebounds in 13 minutes vs. North Florida (12/19) ... Registered a career-high six rebounds, including a game-high four offensive boards, vs. Presbyterian (12/27) ... Grabbed four rebounds in seven minutes vs. DePaul (2/3) ...

### Season & Career Highs

|                                    |                                 |
|------------------------------------|---------------------------------|
| <b>Points</b>                      |                                 |
| Season                             | 6, Twice                        |
| Career                             | 6, Twice                        |
| <b>Rebounds</b>                    |                                 |
| Season                             | 6, vs. Presbyterian (12/27/09)  |
| Career                             | 6, vs. Presbyterian (12/27/09)  |
| <b>Assists</b>                     |                                 |
| Season                             | 2, vs. Presbyterian (12/27/09)  |
| Career                             | 2, vs. Presbyterian (12/27/09)  |
| <b>Steals</b>                      |                                 |
| Season                             | 1, Twice                        |
| Career                             | 1, Twice                        |
| <b>Blocked Shots</b>               |                                 |
| Season                             | 1, vs. Centenary (11/13/09)     |
| Career                             | 1, vs. Centenary (11/13/09)     |
| <b>Minutes</b>                     |                                 |
| Season                             | 15, vs. Presbyterian (12/27/09) |
| Career                             | 15, vs. Presbyterian (12/27/09) |
| <b>Field Goals</b>                 |                                 |
| Season                             | 3, vs. Grambling St. (11/21/09) |
| Career                             | 3, vs. Grambling St. (11/21/09) |
| <b>Field Goal Attempts</b>         |                                 |
| Season                             | 6, vs. Presbyterian (12/27/09)  |
| Career                             | 6, vs. Presbyterian (12/27/09)  |
| <b>Free Throws</b>                 |                                 |
| Season                             | 4, vs. North Florida (12/19)    |
| Career                             | 4, vs. North Florida (12/19)    |
| <b>Free Throw Attempts</b>         |                                 |
| Season                             | 4, vs. North Florida (12/19)    |
| Career                             | 4, vs. North Florida (12/19)    |
| <b>3-Point Field Goals</b>         |                                 |
| Season                             | --                              |
| Career                             | --                              |
| <b>3-Point Field Goal Attempts</b> |                                 |
| Season                             | 1, vs. Grambling St. (11/21/09) |
| Career                             | 1, vs. Grambling St. (11/21/09) |

### Williams' Career Stats

| Year    | GP | GS | Min | Avg | FG-FGA | Pct  | 3FG-FGA | Pct  | FT-FTA | Pct  | Off | Def | Tot | Avg | PF | FO | Ast | TO | Blk | Stl | Pts | Avg |
|---------|----|----|-----|-----|--------|------|---------|------|--------|------|-----|-----|-----|-----|----|----|-----|----|-----|-----|-----|-----|
| 2009-10 | 14 | 0  | 98  | 7.0 | 8-22   | 36.4 | 0-1     | 00.0 | 6-12   | 50.0 | 11  | 14  | 25  | 1.8 | 17 | 0  | 3   | 4  | 1   | 2   | 22  | 1.6 |



# 21

# Joseph Fulce



Junior • Forward • 6-7 • 205 • Plano, Texas • Plano/Tyler JC

**2009-10:** Earned first career start in season opener vs. Centenary (11/13) and recorded six rebounds and two blocks ... Played 21 minutes vs. Grambling State (11/21) and added five points and five rebounds ... Scored six points and grabbed seven rebounds, including a game-high six offensive boards, vs. N.C. State (12/5) ... Recorded first career double-double with career-high 13 points on 6-of-9 shooting from the field and a career-high 10 rebounds vs. North Florida (12/19); also added two steals and a pair of blocks in win over UNF ... Contributed six points, five rebounds and a career-high three assists vs. Presbyterian (12/27) ... Had a team-high four offensive rebounds vs. Georgetown (1/6) ... Shot 4-of-4 from the field in the second half vs. Villanova (1/9), including his first career 3-point basket, and finished with nine points ... Had two of the team's seven steals at Syracuse (1/23) ... Matched his career-high with 13 points on 5-of-6 shooting vs. Rutgers (1/26) ...

### Season & Career Highs

|                                    |                                |
|------------------------------------|--------------------------------|
| <b>Points</b>                      |                                |
| Season                             | 13, Twice                      |
| Career                             | 13, Twice                      |
| <b>Rebounds</b>                    |                                |
| Season                             | 10, vs. North Florida (12/19)  |
| Career                             | 10, vs. North Florida (12/19)  |
| <b>Assists</b>                     |                                |
| Season                             | 3, vs. Presbyterian (12/27/09) |
| Career                             | 3, vs. Presbyterian (12/27/09) |
| <b>Steals</b>                      |                                |
| Season                             | 2, Five times                  |
| Career                             | 2, Six times                   |
| <b>Blocked Shots</b>               |                                |
| Season                             | 2, Twice                       |
| Career                             | 2, Twice                       |
| <b>Minutes</b>                     |                                |
| Season                             | 23, vs. North Florida (12/19)  |
| Career                             | 23, vs. North Florida (12/19)  |
| <b>Field Goals</b>                 |                                |
| Season                             | 6, vs. North Florida (12/19)   |
| Career                             | 6, vs. North Florida (12/19)   |
| <b>Field Goal Attempts</b>         |                                |
| Season                             | 9, vs. North Florida (12/19)   |
| Career                             | 9, vs. North Florida (12/19)   |
| <b>Free Throws</b>                 |                                |
| Season                             | 3, vs. Centenary (11/13/09)    |
| Career                             | 3, vs. Centenary (11/13/09)    |
| <b>Free Throw Attempts</b>         |                                |
| Season                             | 4, vs. Centenary (11/13/09)    |
| Career                             | 4, vs. Centenary (11/13/09)    |
| <b>3-Point Field Goals</b>         |                                |
| Season                             | 1, Twice                       |
| Career                             | 1, Twice                       |
| <b>3-Point Field Goal Attempts</b> |                                |
| Season                             | 1, Four times                  |
| Career                             | 1, Six times                   |

### Fulce's Career Stats

| Year         | GP        | GS        | Min        | Avg        | FG-FGA       | Pct         | 3FG-FGA    | Pct         | FT-FTA       | Pct         | Off       | Def       | Tot       | Avg        | PF        | FO       | Ast       | TO        | Blk       | Stl       | Pts       | Avg        |
|--------------|-----------|-----------|------------|------------|--------------|-------------|------------|-------------|--------------|-------------|-----------|-----------|-----------|------------|-----------|----------|-----------|-----------|-----------|-----------|-----------|------------|
| 2008-09      | 11        | 0         | 62         | 5.6        | 6-12         | 50.0        | 0-2        | 00.0        | 3-4          | 75.0        | 6         | 6         | 12        | 1.1        | 13        | 0        | 3         | 1         | 1         | 2         | 15        | 1.4        |
| 2009-10      | 24        | 13        | 267        | 11.1       | 33-69        | 47.8        | 2-4        | 50.0        | 12-15        | 80.0        | 29        | 48        | 77        | 3.2        | 41        | 0        | 9         | 11        | 9         | 14        | 80        | 3.3        |
| <b>TOTAL</b> | <b>35</b> | <b>13</b> | <b>329</b> | <b>9.4</b> | <b>39-81</b> | <b>48.1</b> | <b>2-6</b> | <b>33.3</b> | <b>15-19</b> | <b>78.9</b> | <b>35</b> | <b>54</b> | <b>89</b> | <b>2.5</b> | <b>54</b> | <b>0</b> | <b>12</b> | <b>12</b> | <b>10</b> | <b>16</b> | <b>95</b> | <b>2.7</b> |



# 23

# Dwight Buycks



Junior • Guard • 6-3 • 190 • Milwaukee, Wis. • Bay View/Indian Hills CC

**2009-10:** Started the season opener vs. Centenary (11/13), his first career game as a member of the Golden Eagles, and finished with seven points, five rebounds, four assists and a pair of steals ... One of four MU players to score in double figures vs. Maryland Eastern Shore (11/17) with 12 points, including three assists and two steals ... Registered his first career double-double with 10 points and 10 rebounds vs. Grambling State (11/21) and dished out a career-best seven assists ... Was one of three MU players to record a game-high five assists vs. South Dakota (11/24) ... Tallied 13 points in upset over No. 15 Michigan (11/27) ... Had a career-high four steals vs. N.C. State (12/5) ... Contributed a team-high five assists and had two steals vs. Milwaukee (12/8) ... Led the MU bench with nine points and seven rebounds in win over North Florida (12/19) ... Pitched in 14 points to go along with four rebounds and three assists vs. Presbyterian (12/27) ... Dished out a team-high four assists vs. West Virginia (12/29) ... Scored a career-high 15 points vs. Villanova (1/2) and had a team-high two steals ... Was one of three MU players to score in double figures vs. Georgetown (1/6), tallying eight of his 10 points in the second half while playing a career-high 39 minutes in the upset over the Hoyas ... Led MU with four assists and a team-high 38 minutes played vs. Villanova (1/9), finishing with 11 points and six rebounds ... Shot 4-of-6 from the field and tallied nine points, two assists and two steals vs. Syracuse (1/23) ... His four steals vs. Rutgers (1/26) tied a career-high ... Scored 14 of MU's 15 bench points vs. DePaul (2/3) on 3-for-4 shooting from the field and 8-of-10 shooting from the foul line in 16 minutes of action ... Tallied his first career block vs. Providence (2/6) to go along with eight points and five boards ...

### Season & Career Highs

|                                    |                                  |
|------------------------------------|----------------------------------|
| <b>Points</b>                      |                                  |
| Season                             | 15, vs. Villanova (1/2/10)       |
| Career                             | 15, vs. Villanova (1/2/10)       |
| <b>Rebounds</b>                    |                                  |
| Season                             | 10, vs. Grambling St. (11/21/09) |
| Career                             | 10, vs. Grambling St. (11/21/09) |
| <b>Assists</b>                     |                                  |
| Season                             | 7, vs. Grambling St. (11/21/09)  |
| Career                             | 7, vs. Grambling St. (11/21/09)  |
| <b>Steals</b>                      |                                  |
| Season                             | 4, Twice                         |
| Career                             | 4, Twice                         |
| <b>Blocked Shots</b>               |                                  |
| Season                             | 1, vs. Providence (2/6/10)       |
| Career                             | 1, vs. Providence (2/6/10)       |
| <b>Minutes</b>                     |                                  |
| Season                             | 39, vs. Georgetown (1/6/10)      |
| Career                             | 39, vs. Georgetown (1/6/10)      |
| <b>Field Goals</b>                 |                                  |
| Season                             | 6, Twice                         |
| Career                             | 6, Twice                         |
| <b>Field Goal Attempts</b>         |                                  |
| Season                             | 14, vs. Villanova (1/2/10)       |
| Career                             | 14, vs. Villanova (1/2/10)       |
| <b>Free Throws</b>                 |                                  |
| Season                             | 8, vs. DePaul (2/3/10)           |
| Career                             | 8, vs. DePaul (2/3/10)           |
| <b>Free Throw Attempts</b>         |                                  |
| Season                             | 10, vs. DePaul (2/3/10)          |
| Career                             | 10, vs. DePaul (2/3/10)          |
| <b>3-Point Field Goals</b>         |                                  |
| Season                             | 2, Three times                   |
| Career                             | 2, Three times                   |
| <b>3-Point Field Goal Attempts</b> |                                  |
| Season                             | 5, Twice                         |
| Career                             | 5, Twice                         |

### Buycks' Career Stats

| Year    | GP | GS | Min | Avg  | FG-FGA | Pct  | 3FG-FGA | Pct  | FT-FTA | Pct  | Off | Def | Tot | Avg | PF | FO | Ast | TO | Blk | Stl | Pts | Avg |
|---------|----|----|-----|------|--------|------|---------|------|--------|------|-----|-----|-----|-----|----|----|-----|----|-----|-----|-----|-----|
| 2009-10 | 24 | 11 | 641 | 26.7 | 67-161 | 41.6 | 15-51   | 29.4 | 33-44  | 75.0 | 27  | 62  | 89  | 3.7 | 48 | 1  | 64  | 46 | 1   | 28  | 182 | 7.6 |



# 32

# Lazar Hayward



Senior • Forward • 6-6 • 225 • Buffalo, N.Y. • Notre Dame Prep (Mass.)

**2009-10:** One of six players named to the Preseason All-BIG EAST First Team ... Helped USA Basketball earn a bronze medal in the World University Games this past summer, averaging 9.3 points and 5.6 rebounds per game ... Poured in a career high 28 points, including 18 points in the second half, in win over Maryland Eastern Shore (11/17) ... Scored 12 points vs. Grambling State (11/21) and had a career-high four assists ... Scored 18 of his game-high 20 points in the first half and grabbed a game-high eight rebounds in win over South Dakota (11/24) ... Named to the Old Spice Classic All-Tournament Team after averaging 23.3 ppg and 7.3 rpg in leading the Golden Eagles to the championship game ... Hit a season-high four 3-pointers and posted a game-high 27 points vs. Xavier (11/26) ... Finished with 22 points and nine rebounds vs. Michigan (11/27) ... Recorded his first double-double of the season with 21 points and 10 rebounds and matched career-high with four steals vs. Florida State (11/29) ... Named to BIG EAST Weekly Honor Roll on Nov. 30 ... Contributed 15 points vs. N.C. State (12/5) ... Chipped in 13 points and two steals vs. Milwaukee (12/8) ... Poured in a game-high 21 points and grabbed 12 rebounds to secure his second double-double of the season vs. Wisconsin (12/12) and matched a career-high with two blocks ... Scored 13 points vs. North Florida (12/19) and five of his seven rebounds came off the offensive glass ... Tallied a game-high 23 points and three steals and had seven rebounds vs. Presbyterian (12/27) ... Registered 17 of his game-high 24 points in the first half and finished 4-of-7 shooting from beyond the arc vs. West Virginia (12/29) ... Recorded his third double-double of the season with 17 points and a season-high 14 rebounds vs. Villanova (1/2) ... Posted his second consecutive double-double by recording 12 points and 11 rebounds and matched a career-high with four steals vs. Georgetown (1/6) ... Scored 18 of his game-high 20 points in the second half vs. Villanova (1/9) and finished with a team-high four 3-pointers, eight rebounds and three steals ... Pitched in 22 points on 9-of-15 shooting vs. Providence (1/17) ... Led Marquette with 14 points, all in the first half,

and posted a team-high eight rebounds vs. DePaul (1/20) ... Contributed 16 points and a team-high eight rebounds vs. Syracuse (1/23) ... Paced MU with 12 rebounds and added 12 points vs. Rutgers (1/26) for his team-leading fifth double-double of the season and became just the third player in MU history (Don Kojis and Bo Ellis) to tally over 1,600 career points and 800 career rebounds ... Added 20 points and knocked down four 3-pointers, matching a career high, vs. Connecticut (1/30) ... Tied his his season-high mark of 14 rebounds, scored 19 points and registered a game-high three steals vs. DePaul (2/3) ... Scored 20 points in the second half in a come-from-behind win vs. Providence (2/6), and matched career highs in points (28), assists (4), steals (4) and 3-point field goals (5) ... Named to the BIG EAST Weekly Honor Roll on Feb. 8 ... Recorded his team-leading seventh double-double of the season with 18 points and 14 rebounds to go along with three steals and a pair of blocks vs. USF (2/13) ... Named to the BIG EAST Weekly Honor Roll on Feb. 15, his fourth nod of the season ...

## Season & Career Highs

|                                    |                                    |
|------------------------------------|------------------------------------|
| <b>Points</b>                      |                                    |
| Season                             | 28, Twice                          |
| Career                             | 28, Twice                          |
| <b>Rebounds</b>                    |                                    |
| Season                             | 14, Three times                    |
| Career                             | 18, vs. IPFW (12/13/08)            |
| <b>Assists</b>                     |                                    |
| Season                             | 4, Twice                           |
| Career                             | 4, Twice                           |
| <b>Steals</b>                      |                                    |
| Season                             | 4, Three times                     |
| Career                             | 4, Seven times                     |
| <b>Blocked Shots</b>               |                                    |
| Season                             | 2, Twice                           |
| Career                             | 2, Four times                      |
| <b>Minutes</b>                     |                                    |
| Season                             | 40, vs. Wisconsin (12/12/09)       |
| Career                             | 42, vs. Syracuse (3/7/09)          |
| <b>Field Goals</b>                 |                                    |
| Season                             | 12, vs. UMES (11/17/09)            |
| Career                             | 12, vs. UMES (11/17/09)            |
| <b>Field Goal Attempts</b>         |                                    |
| Season                             | 22, Twice                          |
| Career                             | 22, Twice                          |
| <b>Free Throws</b>                 |                                    |
| Season                             | 7, Twice                           |
| Career                             | 9, vs. Western Carolina (12/19/08) |
| <b>Free Throw Attempts</b>         |                                    |
| Season                             | 8, Three times                     |
| Career                             | 11, vs. Notre Dame (3/13/08)       |
| <b>3-Point Field Goals</b>         |                                    |
| Season                             | 5, vs. Providence (2/6/10)         |
| Career                             | 5, Three times                     |
| <b>3-Point Field Goal Attempts</b> |                                    |
| Season                             | 9, vs. Providence (2/6/10)         |
| Career                             | 9, Twice                           |

## Hayward's Career Stats

| Year         | GP         | GS         | Min         | Avg         | FG-FGA          | Pct         | 3FG-FGA        | Pct         | FT-FTA         | Pct         | Off        | Def        | Tot        | Avg        | PF         | FO       | Ast        | TO         | Blk       | Stl        | Pts         | Avg         |
|--------------|------------|------------|-------------|-------------|-----------------|-------------|----------------|-------------|----------------|-------------|------------|------------|------------|------------|------------|----------|------------|------------|-----------|------------|-------------|-------------|
| 2006-07      | 34         | 16         | 553         | 16.3        | 83-194          | 42.8        | 10-48          | 20.8        | 48-72          | 66.7        | 61         | 63         | 124        | 3.6        | 73         | 1        | 10         | 35         | 3         | 20         | 224         | 6.6         |
| 2007-08      | 35         | 33         | 889         | 25.4        | 158-333         | 47.4        | 41-91          | 45.1        | 92-119         | 77.3        | 66         | 162        | 228        | 6.5        | 94         | 3        | 21         | 63         | 13        | 39         | 449         | 12.8        |
| 2008-09      | 35         | 35         | 1109        | 31.7        | 204-435         | 46.9        | 53-148         | 35.8        | 109-133        | 82.0        | 99         | 203        | 302        | 8.6        | 89         | 2        | 39         | 65         | 9         | 35         | 570         | 16.3        |
| 2009-10      | 24         | 24         | 745         | 31.0        | 163-373         | 43.7        | 43-122         | 35.2        | 77-94          | 81.9        | 60         | 134        | 194        | 8.1        | 78         | 2        | 37         | 47         | 11        | 42         | 446         | 18.6        |
| <b>TOTAL</b> | <b>128</b> | <b>108</b> | <b>3296</b> | <b>25.8</b> | <b>608-1335</b> | <b>45.5</b> | <b>147-409</b> | <b>35.9</b> | <b>326-418</b> | <b>78.0</b> | <b>286</b> | <b>562</b> | <b>848</b> | <b>6.6</b> | <b>334</b> | <b>8</b> | <b>107</b> | <b>210</b> | <b>36</b> | <b>136</b> | <b>1689</b> | <b>13.2</b> |



# 33

# Jimmy Butler



Junior • Guard/Forward • 6-6 • 215 • Tomball, Texas • Tomball/Tyler JC

**2009-10:** Led Marquette with a career-high 27 points on 11-of-16 shooting from the field and a game high 13 rebounds while making his first collegiate start vs. Centenary (11/13) in the season opener; also went a perfect 5-of-5 from the foul line against the Gents ... Knocked down his first career 3-pointers in shooting 3-of-3 beyond the arc and finished with 12 points, seven rebounds, three assists and two steals vs. Maryland Eastern Shore (11/17) ... Netted a team-high 15 points in win over Grambling State (11/21) ... Was one of four MU players to score in double figures with 13 points vs. South Dakota (11/24) and two blocks ... Registered a career-high four blocks and was 4-of-5 from the field and 7-of-10 from the foul line to score 15 points vs. Xavier (11/26) ... Added 17 points and nine rebounds vs. Michigan (11/27) ... Recorded a double-double with 10 points and 11 rebounds vs. Florida State (11/29) ... Tallied his third double-double of the season and second in as many games with 19 points and a game-high 12 rebounds vs. N.C. State (12/5) ... Was 6-of-6 from the field and 7-of-9 from the foul line in scoring a game-high 19 points vs. Milwaukee (12/8) ... Shot 5-of-6 from the field and was 11-of-13 from the foul line to finish with a game-high 21 points vs. North Florida (12/19) to go along with two blocks and two steals ... Registered a career-high five assists and added 16 points and a game-high eight rebounds vs. Presbyterian (12/27) ... Had nine points, three assists and a steal vs. West Virginia (12/29) ... Played a career-high 39 minutes vs. Villanova (1/2) and scored a game-high 19 points and had seven rebounds ... Went a perfect 10-of-10 from the charity stripe, including eight free throws in the second half, and scored 14 points vs. Villanova (1/9) ... Was 6-of-7 from the field and finished with 14 points, five rebounds and four assists vs. Providence (1/17) ... Added 13 points and six rebounds vs. Syracuse (1/23) ... Matched Darius Johnson-Odom's 16 points to lead MU in scoring vs. Rutgers (1/26) to go along with eight rebounds ... Shot 9-of-12 from the charity stripe and led MU in scoring for the second straight outing with a game-high 21 points vs. Connecticut (1/30) ... Was named to the BIG EAST Weekly Honor Roll on Feb. 1 ... Made a Marquette single-game season-high and personal career-high 14 free throws on 16 attempts and finished

with 18 points vs. DePaul (2/3) ... Shot 8-of-12 from the field to finish with 19 points vs. Providence (2/6) ... Had a career-high four steals vs. USF (2/13) and added 15 points and six boards ...

### Season & Career Highs

|                                    |                                |
|------------------------------------|--------------------------------|
| <b>Points</b>                      |                                |
| Season                             | 27, vs. Centenary (11/13/09)   |
| Career                             | 27, vs. Centenary (11/13/09)   |
| <b>Rebounds</b>                    |                                |
| Season                             | 13, vs. Centenary (11/13/09)   |
| Career                             | 14, vs. Syracuse (3/7/09)      |
| <b>Assists</b>                     |                                |
| Season                             | 5, vs. Presbyterian (12/27/09) |
| Career                             | 5, vs. Presbyterian (12/27/09) |
| <b>Steals</b>                      |                                |
| Season                             | 4, vs. USF (2/13/10)           |
| Career                             | 4, vs. USF (2/13/10)           |
| <b>Blocked Shots</b>               |                                |
| Season                             | 4, vs. Xavier (11/26/09)       |
| Career                             | 4, vs. Xavier (11/26/09)       |
| <b>Minutes</b>                     |                                |
| Season                             | 39, vs. Villanova (1/2/10)     |
| Career                             | 39, vs. Villanova (1/2/10)     |
| <b>Field Goals</b>                 |                                |
| Season                             | 11, vs. Centenary (11/13/09)   |
| Career                             | 11, vs. Centenary (11/13/09)   |
| <b>Field Goal Attempts</b>         |                                |
| Season                             | 16, vs. Centenary (11/13/09)   |
| Career                             | 16, vs. Centenary (11/13/09)   |
| <b>Free Throws</b>                 |                                |
| Season                             | 14, vs. DePaul (2/3/10)        |
| Career                             | 14, vs. DePaul (2/3/10)        |
| <b>Free Throw Attempts</b>         |                                |
| Season                             | 16, vs. DePaul (2/3/10)        |
| Career                             | 16, Twice                      |
| <b>3-Point Field Goals</b>         |                                |
| Season                             | 3, vs. UMES (11/17/09)         |
| Career                             | 3, vs. UMES (11/17/09)         |
| <b>3-Point Field Goal Attempts</b> |                                |
| Season                             | 3, Twice                       |
| Career                             | 3, Twice                       |

### Butler's Career Stats

| Year         | GP        | GS        | Min         | Avg         | FG-FGA         | Pct         | 3FG-FGA      | Pct         | FT-FTA         | Pct         | Off        | Def        | Tot        | Avg        | PF         | FO       | Ast       | TO        | Blk       | Stl       | Pts        | Avg        |
|--------------|-----------|-----------|-------------|-------------|----------------|-------------|--------------|-------------|----------------|-------------|------------|------------|------------|------------|------------|----------|-----------|-----------|-----------|-----------|------------|------------|
| 2008-09      | 35        | 0         | 687         | 19.6        | 55-107         | 51.4        | 0-4          | 00.0        | 86-112         | 76.8        | 75         | 63         | 138        | 3.9        | 66         | 2        | 26        | 17        | 16        | 17        | 196        | 5.6        |
| 2009-10      | 24        | 24        | 792         | 33.3        | 109-194        | 56.2        | 12-22        | 54.5        | 138-175        | 78.9        | 63         | 95         | 158        | 6.6        | 46         | 1        | 47        | 23        | 17        | 31        | 368        | 15.3       |
| <b>TOTAL</b> | <b>59</b> | <b>24</b> | <b>1479</b> | <b>25.1</b> | <b>164-301</b> | <b>54.5</b> | <b>12-26</b> | <b>46.2</b> | <b>224-287</b> | <b>78.0</b> | <b>138</b> | <b>158</b> | <b>296</b> | <b>5.0</b> | <b>112</b> | <b>3</b> | <b>73</b> | <b>40</b> | <b>33</b> | <b>48</b> | <b>564</b> | <b>9.6</b> |



# 42

## Chris Otule



Sophomore • Center • 6-10 • 250 • Richmond, Texas • Ft. Bend Bush

**2009-10:** Played six minutes in the season opener vs. Centenary (11/13) ... Scored six points on 3-of-4 shooting from the field and added a career high three blocks vs. Maryland Eastern Shore (11/17) ... Garnered first career start vs. Grambling State (11/21) ... Likely to miss the remainder of the season with broken foot ...

### Season & Career Highs

|                                    |                                    |
|------------------------------------|------------------------------------|
| <b>Points</b>                      |                                    |
| Season                             | 6, vs. UMES (11/17/09)             |
| Career                             | 6, vs. UMES (11/17/09)             |
| <b>Rebounds</b>                    |                                    |
| Season                             | 3, vs. UMES (11/17/09)             |
| Career                             | 5, vs. Presbyterian (12/28)        |
| <b>Assists</b>                     |                                    |
| Season                             | --                                 |
| Career                             | --                                 |
| <b>Steals</b>                      |                                    |
| Season                             | --                                 |
| Career                             | --                                 |
| <b>Blocked Shots</b>               |                                    |
| Season                             | 3, vs. UMES (11/17/09)             |
| Career                             | 3, vs. UMES (11/17/09)             |
| <b>Minutes</b>                     |                                    |
| Season                             | 11, vs. UMES (11/17/09)            |
| Career                             | 14, vs. Presbyterian (12/28)       |
| <b>Field Goals</b>                 |                                    |
| Season                             | 3, vs. UMES (11/17/09)             |
| Career                             | 3, vs. UMES (11/17/09)             |
| <b>Field Goal Attempts</b>         |                                    |
| Season                             | 4, vs. UMES (11/17/09)             |
| Career                             | 5, vs. Presbyterian (12/28)        |
| <b>Free Throws</b>                 |                                    |
| Season                             | 1, vs. Grambling St. (11/21/09)    |
| Career                             | 3, Twice                           |
| <b>Free Throw Attempts</b>         |                                    |
| Season                             | 2, vs. Centenary (11/13/09)        |
| Career                             | 6, vs. Western Carolina (12/20/08) |
| <b>3-Point Field Goals</b>         |                                    |
| Season                             | --                                 |
| Career                             | --                                 |
| <b>3-Point Field Goal Attempts</b> |                                    |
| Season                             | --                                 |
| Career                             | --                                 |


### Otule's Career Stats

| Year         | GP        | GS       | Min       | Avg        | FG-FGA      | Pct         | 3FG-FGA    | Pct         | FT-FTA      | Pct         | Off       | Def      | Tot       | Avg        | PF        | FO       | Ast      | TO       | Blk       | Stl      | Pts       | Avg        |
|--------------|-----------|----------|-----------|------------|-------------|-------------|------------|-------------|-------------|-------------|-----------|----------|-----------|------------|-----------|----------|----------|----------|-----------|----------|-----------|------------|
| 2008-09      | 9         | 0        | 60        | 6.7        | 4-11        | 36.4        | 0-0        | 00.0        | 4-10        | 40.0        | 5         | 5        | 10        | 1.1        | 9         | 0        | 0        | 6        | 5         | 0        | 12        | 1.3        |
| 2009-10      | 3         | 1        | 25        | 8.3        | 5-8         | 62.5        | 0-0        | 00.0        | 1-6         | 16.7        | 5         | 1        | 6         | 2.0        | 5         | 0        | 0        | 3        | 5         | 0        | 11        | 3.7        |
| <b>TOTAL</b> | <b>12</b> | <b>1</b> | <b>85</b> | <b>7.1</b> | <b>9-19</b> | <b>47.4</b> | <b>0-0</b> | <b>00.0</b> | <b>5-16</b> | <b>31.3</b> | <b>10</b> | <b>6</b> | <b>16</b> | <b>1.3</b> | <b>14</b> | <b>0</b> | <b>0</b> | <b>9</b> | <b>10</b> | <b>0</b> | <b>23</b> | <b>1.9</b> |



# 45

# Robert Frozena



Junior • Guard • 6-1 • 190 • Sherwood, Wis. • St. Mary Central

**2009-10:** Played in each of the team's first four games of the season ... tallied a career-high three points vs. Grambling State (11/21) ... Knocked down his first career 3-pointer and tied a career high with three points in seven minutes of action vs. South Dakota (11/24) ... Played seven minutes vs. Presbyterian (12/27), matching a career high ...

### Season & Career Highs

|                                    |                                 |
|------------------------------------|---------------------------------|
| <b>Points</b>                      |                                 |
| Season                             | 3, Twice                        |
| Career                             | 3, Twice                        |
| <b>Rebounds</b>                    |                                 |
| Season                             | 1, Four times                   |
| Career                             | 2, Three times                  |
| <b>Assists</b>                     |                                 |
| Season                             | 1, vs. Presbyterian (12/27/09)  |
| Career                             | 1, vs. Providence (1/3/08)      |
| <b>Steals</b>                      |                                 |
| Season                             | 1, vs. South Dakota (11/24/09)  |
| Career                             | 1, Twice                        |
| <b>Blocked Shots</b>               |                                 |
| Season                             | --                              |
| Career                             | --                              |
| <b>Minutes</b>                     |                                 |
| Season                             | 7, Twice                        |
| Career                             | 7, Twice                        |
| <b>Field Goals</b>                 |                                 |
| Season                             | 1, Twice                        |
| Career                             | 1, Three times                  |
| <b>Field Goal Attempts</b>         |                                 |
| Season                             | 2, vs. Providence (1/17/10)     |
| Career                             | 2, Twice                        |
| <b>Free Throws</b>                 |                                 |
| Season                             | 1, vs. Grambling St. (11/21/09) |
| Career                             | 2, Twice                        |
| <b>Free Throw Attempts</b>         |                                 |
| Season                             | 3, vs. Grambling St. (11/21/09) |
| Career                             | 3, vs. Grambling St. (11/21/09) |
| <b>3-Point Field Goals</b>         |                                 |
| Season                             | 1, vs. South Dakota (11/24/09)  |
| Career                             | 1, vs. South Dakota (11/24/09)  |
| <b>3-Point Field Goal Attempts</b> |                                 |
| Season                             | 1, vs. South Dakota (11/24/09)  |
| Career                             | 1, vs. South Dakota (11/24/09)  |

### Frozena's Career Stats

| Year         | GP        | GS       | Min       | Avg        | FG-FGA     | Pct         | 3FG-FGA    | Pct          | FT-FTA      | Pct         | Off      | Def      | Tot       | Avg        | PF       | FO       | Ast      | TO       | Blk      | Stl      | Pts       | Avg        |
|--------------|-----------|----------|-----------|------------|------------|-------------|------------|--------------|-------------|-------------|----------|----------|-----------|------------|----------|----------|----------|----------|----------|----------|-----------|------------|
| 2007-08      | 7         | 0        | 9         | 1.3        | 0-0        | 00.0        | 0-0        | 00.0         | 3-4         | 75.0        | 0        | 2        | 2         | 0.3        | 0        | 0        | 1        | 0        | 0        | 1        | 3         | 0.4        |
| 2008-09      | 11        | 0        | 22        | 2.0        | 1-4        | 25.0        | 0-0        | 00.0         | 2-4         | 50.0        | 4        | 3        | 7         | 0.6        | 3        | 0        | 0        | 3        | 0        | 0        | 4         | 0.4        |
| 2009-10      | 8         | 0        | 28        | 3.5        | 2-4        | 50.0        | 1-1        | 1.000        | 1-3         | 33.3        | 1        | 3        | 4         | 0.5        | 3        | 0        | 1        | 2        | 0        | 1        | 6         | 0.8        |
| <b>TOTAL</b> | <b>26</b> | <b>0</b> | <b>59</b> | <b>2.3</b> | <b>3-8</b> | <b>37.5</b> | <b>1-1</b> | <b>1.000</b> | <b>6-11</b> | <b>54.5</b> | <b>5</b> | <b>8</b> | <b>13</b> | <b>0.5</b> | <b>6</b> | <b>0</b> | <b>2</b> | <b>5</b> | <b>0</b> | <b>2</b> | <b>13</b> | <b>0.5</b> |



# 55

# Youssoupha Mbao

Freshman • Center • 7-2 • 215 • Dakar, Senegal • Stoneridge Prep



**2009-10:** Played his first collegiate game vs. Grambling State (11/21) and recorded his first collegiate block ... Saw 12 minutes of action vs. South Dakota (11/24) ... Had one of MU's two blocks and played a career-high 15 minutes vs. Presbyterian (12/27) ... Expected to miss up to six weeks (as of Jan. 19) with a knee injury ...

### Season & Career Highs

#### Points

|        |                                 |
|--------|---------------------------------|
| Season | 1, vs. Grambling St. (11/21/09) |
| Career | 1, vs. Grambling St. (11/21/09) |

#### Rebounds

|        |                              |
|--------|------------------------------|
| Season | 2, vs. North Florida (12/19) |
| Career | 2, vs. North Florida (12/19) |

#### Assists

|        |                                |
|--------|--------------------------------|
| Season | 2, vs. South Dakota (11/24/09) |
| Career | 2, vs. South Dakota (11/24/09) |

#### Steals

|        |                                |
|--------|--------------------------------|
| Season | 1, vs. Presbyterian (12/27/09) |
| Career | 1, vs. Presbyterian (12/27/09) |

#### Blocked Shots

|        |               |
|--------|---------------|
| Season | 1, Five times |
| Career | 1, Five times |

#### Minutes

|        |                                 |
|--------|---------------------------------|
| Season | 15, vs. Presbyterian (12/27/09) |
| Career | 15, vs. Presbyterian (12/27/09) |

#### Field Goals

|        |    |
|--------|----|
| Season | -- |
| Career | -- |

#### Field Goal Attempts

|        |                                |
|--------|--------------------------------|
| Season | 1, vs. South Dakota (11/24/09) |
| Career | 1, vs. South Dakota (11/24/09) |

#### Free Throws

|        |                                 |
|--------|---------------------------------|
| Season | 1, vs. Grambling St. (11/21/09) |
| Career | 1, vs. Grambling St. (11/21/09) |

#### Free Throw Attempts

|        |                                 |
|--------|---------------------------------|
| Season | 2, vs. Grambling St. (11/21/09) |
| Career | 2, vs. Grambling St. (11/21/09) |

#### 3-Point Field Goals

|        |    |
|--------|----|
| Season | -- |
| Career | -- |

#### 3-Point Field Goal Attempts

|        |    |
|--------|----|
| Season | -- |
| Career | -- |

### Mbao's Career Stats

| Year    | GP | GS | Min | Avg | FG-FGA | Pct  | 3FG-FGA | Pct  | FT-FTA | Pct  | Off | Def | Tot | Avg | PF | FO | Ast | TO | Blk | Stl | Pts | Avg |
|---------|----|----|-----|-----|--------|------|---------|------|--------|------|-----|-----|-----|-----|----|----|-----|----|-----|-----|-----|-----|
| 2009-10 | 10 | 0  | 60  | 6.0 | 0-1    | 00.0 | 0-0     | 00.0 | 1-2    | 50.0 | 3   | 4   | 7   | 0.7 | 13 | 0  | 4   | 2  | 5   | 1   | 1   | 0.1 |



## CAREER GAME-BY-GAME STATISTICS

### # 1 JOHNSON-ODOM, D.

#### 2009-10 Statistics

|                    | min | fg-a | 3fg-a | ft-a | reb | ast | to | bk | st | pf | pts |
|--------------------|-----|------|-------|------|-----|-----|----|----|----|----|-----|
| Centenary          | .23 | 3-6  | 2-5   | 2-2  | 2   | 1   | 2  | 0  | 1  | 3  | 10  |
| UMES               | .12 | 1-6  | 1-5   | 0-0  | 1   | 1   | 1  | 0  | 1  | 1  | 3   |
| Grambling          | .16 | 3-5  | 3-4   | 4-4  | 1   | 2   | 1  | 0  | 1  | 1  | 13  |
| South Dakota*      | .18 | 6-12 | 3-5   | 3-3  | 2   | 5   | 0  | 0  | 1  | 1  | 18  |
| vs. Xavier*        | .26 | 3-9  | 1-1   | 1-2  | 2   | 2   | 3  | 0  | 0  | 2  | 8   |
| vs. Michigan*      | .35 | 5-9  | 2-4   | 2-3  | 4   | 3   | 2  | 0  | 1  | 2  | 14  |
| vs. Florida State* | .33 | 6-11 | 3-6   | 2-3  | 1   | 0   | 2  | 0  | 3  | 3  | 17  |
| NC State*          | .34 | 3-6  | 3-4   | 2-4  | 5   | 1   | 3  | 0  | 0  | 5  | 11  |
| Milwaukee          | .23 | 6-9  | 3-4   | 0-0  | 4   | 3   | 1  | 0  | 2  | 1  | 15  |
| at Wisconsin       | .28 | 4-8  | 3-5   | 2-2  | 1   | 1   | 5  | 0  | 0  | 5  | 13  |
| North Florida      | .23 | 3-6  | 1-2   | 0-0  | 2   | 2   | 1  | 0  | 0  | 3  | 7   |
| Presbyterian       | .20 | 6-9  | 3-3   | 0-0  | 1   | 4   | 0  | 0  | 0  | 1  | 15  |
| at West Virginia   | .34 | 5-12 | 3-4   | 1-3  | 6   | 1   | 2  | 1  | 2  | 1  | 14  |
| Villanova          | .17 | 1-6  | 0-2   | 2-4  | 0   | 3   | 1  | 0  | 1  | 5  | 4   |
| Georgetown         | .22 | 3-7  | 1-5   | 0-0  | 2   | 4   | 0  | 0  | 3  | 2  | 7   |
| at Villanova       | .30 | 5-12 | 3-6   | 3-8  | 2   | 2   | 2  | 1  | 0  | 3  | 16  |
| Providence*        | .30 | 8-14 | 4-8   | 2-2  | 5   | 4   | 3  | 0  | 0  | 2  | 22  |
| at DePaul*         | .24 | 2-9  | 1-5   | 2-2  | 1   | 5   | 4  | 0  | 0  | 2  | 7   |
| at Syracuse        | .32 | 5-14 | 3-6   | 4-7  | 1   | 2   | 2  | 0  | 1  | 1  | 17  |
| Rutgers*           | .31 | 7-14 | 2-4   | 0-1  | 2   | 2   | 1  | 0  | 1  | 1  | 16  |
| at Connecticut*    | .35 | 4-12 | 3-7   | 4-6  | 1   | 2   | 0  | 0  | 1  | 3  | 15  |
| DePaul*            | .30 | 7-11 | 3-6   | 4-5  | 2   | 2   | 5  | 0  | 1  | 4  | 21  |
| at Providence*     | .27 | 4-9  | 2-4   | 2-4  | 3   | 4   | 3  | 2  | 1  | 2  | 12  |
| USF*               | .31 | 1-5  | 1-4   | 0-2  | 1   | 0   | 1  | 1  | 0  | 2  | 3   |
| Pittsburgh         |     |      |       |      |     |     |    |    |    |    |     |
| at Cincinnati      |     |      |       |      |     |     |    |    |    |    |     |
| at St. John's      |     |      |       |      |     |     |    |    |    |    |     |
| at Seton Hall      |     |      |       |      |     |     |    |    |    |    |     |
| Louisville         |     |      |       |      |     |     |    |    |    |    |     |
| Notre Dame         |     |      |       |      |     |     |    |    |    |    |     |

### # 2 ACKER, Maurice

#### 2009-10 Statistics

|                   | min | fg-a | 3fg-a | ft-a | reb | ast | to | bk | st | pf | pts |
|-------------------|-----|------|-------|------|-----|-----|----|----|----|----|-----|
| Centenary         | .19 | 5-9  | 0-1   | 1-2  | 1   | 4   | 1  | 0  | 1  | 4  | 11  |
| UMES              | .25 | 3-8  | 1-4   | 1-2  | 1   | 4   | 1  | 0  | 3  | 1  | 8   |
| Grambling         | .17 | 3-6  | 2-3   | 1-2  | 3   | 4   | 2  | 0  | 1  | 1  | 9   |
| South Dakota      | .21 | 4-7  | 3-4   | 0-0  | 0   | 3   | 1  | 0  | 2  | 1  | 11  |
| vs. Xavier        | .25 | 4-6  | 1-2   | 2-3  | 1   | 4   | 4  | 0  | 5  | 2  | 11  |
| vs. Michigan      | .29 | 3-5  | 2-4   | 0-1  | 0   | 4   | 0  | 1  | 2  | 1  | 8   |
| vs. Florida State | .26 | 1-3  | 0-1   | 0-0  | 1   | 2   | 1  | 0  | 1  | 2  | 2   |
| NC State          | .18 | 3-4  | 2-4   | 2-2  | 2   | 7   | 2  | 0  | 2  | 4  | 10  |
| Milwaukee*        | .28 | 1-5  | 0-2   | 6-6  | 2   | 1   | 0  | 0  | 4  | 1  | 8   |
| at Wisconsin*     | .28 | 2-5  | 1-2   | 1-2  | 5   | 3   | 2  | 0  | 0  | 4  | 6   |
| North Florida*    | .22 | 1-8  | 0-2   | 2-2  | 2   | 2   | 3  | 0  | 0  | 3  | 4   |
| Presbyterian      | .22 | 5-10 | 2-5   | 2-2  | 0   | 1   | 1  | 0  | 1  | 2  | 14  |
| at West Virginia  | .23 | 2-4  | 1-1   | 0-0  | 3   | 4   | 2  | 0  | 0  | 2  | 5   |
| Villanova         | .26 | 1-4  | 1-3   | 2-3  | 2   | 5   | 1  | 0  | 0  | 2  | 5   |
| Georgetown        | .14 | 2-4  | 0-1   | 1-1  | 0   | 0   | 0  | 0  | 1  | 2  | 4   |
| at Villanova      | .24 | 2-6  | 2-2   | 0-0  | 2   | 3   | 0  | 0  | 2  | 3  | 6   |
| Providence*       | .34 | 8-9  | 6-6   | 1-1  | 1   | 2   | 2  | 0  | 1  | 4  | 23  |
| at DePaul*        | .29 | 3-4  | 0-0   | 0-1  | 2   | 1   | 0  | 2  | 3  | 6  | 0   |
| at Syracuse*      | .32 | 4-8  | 4-5   | 0-0  | 0   | 6   | 1  | 0  | 0  | 2  | 12  |
| Rutgers*          | .27 | 5-8  | 4-5   | 0-0  | 1   | 5   | 1  | 0  | 2  | 2  | 14  |
| at Connecticut*   | .36 | 2-7  | 0-2   | 0-0  | 1   | 6   | 0  | 0  | 1  | 2  | 4   |
| DePaul*           | .36 | 1-9  | 1-4   | 2-2  | 3   | 3   | 2  | 0  | 1  | 3  | 5   |
| at Providence*    | .32 | 1-5  | 0-4   | 0-0  | 1   | 4   | 0  | 0  | 1  | 3  | 2   |
| USF*              | .37 | 6-9  | 2-3   | 0-1  | 2   | 6   | 0  | 0  | 1  | 1  | 14  |
| Pittsburgh        |     |      |       |      |     |     |    |    |    |    |     |
| at Cincinnati     |     |      |       |      |     |     |    |    |    |    |     |
| at St. John's     |     |      |       |      |     |     |    |    |    |    |     |
| at Seton Hall     |     |      |       |      |     |     |    |    |    |    |     |
| Louisville        |     |      |       |      |     |     |    |    |    |    |     |
| Notre Dame        |     |      |       |      |     |     |    |    |    |    |     |

#### 2008-09 Statistics

|                    | min | fg-a | 3fg-a | ft-a | reb | ast | to | bk | st | pf | pts |   |
|--------------------|-----|------|-------|------|-----|-----|----|----|----|----|-----|---|
| Houston Baptist*   | .16 | 1-6  | 0-1   | 2-2  | 5   | 1   | 0  | 0  | 0  | 3  | 4   |   |
| Chicago State*     | .15 | 2-5  | 1-2   | 2-2  | 0   | 0   | 0  | 0  | 0  | 2  | 4   | 7 |
| Milwaukee*         | .16 | 1-5  | 0-2   | 1-3  | 2   | 1   | 1  | 0  | 0  | 1  | 3   |   |
| Texas Southern*    | .19 | 3-5  | 3-4   | 1-2  | 2   | 2   | 0  | 0  | 1  | 3  | 10  |   |
| vs. Northern Iowa* | .19 | 2-6  | 0-4   | 0-0  | 1   | 3   | 0  | 0  | 1  | 0  | 4   |   |
| vs. Dayton*        | .14 | 0-1  | 0-0   | 0-0  | 3   | 0   | 2  | 0  | 0  | 2  | 0   |   |
| Central Michigan*  | .14 | 1-3  | 1-1   | 0-0  | 2   | 0   | 1  | 0  | 1  | 1  | 3   |   |
| Wisconsin*         | .18 | 0-1  | 0-1   | 6-7  | 0   | 1   | 0  | 0  | 1  | 2  | 6   |   |
| IPFW*              | .16 | 0-2  | 0-2   | 0-0  | 0   | 2   | 1  | 0  | 0  | 0  | 0   |   |
| vs. Tennessee*     | .18 | 0-2  | 0-1   | 0-0  | 0   | 0   | 0  | 0  | 0  | 3  | 0   |   |
| Western Carolina*  | .18 | 3-4  | 2-3   | 0-0  | 0   | 2   | 2  | 0  | 2  | 2  | 8   |   |
| at N.C. State*     | .19 | 0-0  | 0-0   | 0-0  | 1   | 1   | 0  | 0  | 0  | 2  | 0   |   |
| Presbyterian*      | .16 | 0-2  | 0-2   | 1-2  | 10  | 1   | 0  | 0  | 4  | 1  | 1   |   |
| Villanova*         | .16 | 0-1  | 0-0   | 1-1  | 2   | 2   | 0  | 0  | 0  | 0  | 0   |   |
| Cincinnati*        | .12 | 1-3  | 1-3   | 0-0  | 0   | 2   | 0  | 0  | 2  | 0  | 2   | 3 |
| at Rutgers*        | .14 | 0-1  | 0-1   | 0-0  | 1   | 1   | 0  | 0  | 0  | 0  | 0   |   |
| West Virginia      |     |      |       |      |     |     |    |    |    |    |     |   |
| at Providence      | .17 | 0-1  | 0-1   | 0-1  | 2   | 3   | 0  | 0  | 3  | 3  | 0   |   |
| DePaul             | .33 | 0-1  | 0-1   | 0-0  | 0   | 0   | 0  | 0  | 0  | 1  | 0   |   |
| at Notre Dame      | .22 | 0-2  | 0-2   | 3-3  | 1   | 0   | 0  | 1  | 2  | 0  | 0   |   |
| Georgetown         | .07 | 0-0  | 0-0   | 2-2  | 1   | 1   | 0  | 0  | 1  | 2  | 2   |   |
| at DePaul          | .10 | 0-2  | 0-1   | 0-0  | 0   | 4   | 0  | 0  | 0  | 2  | 0   |   |
| at USF             | .06 | 0-3  | 0-3   | 0-0  | 0   | 1   | 0  | 0  | 1  | 2  | 0   |   |
| at Villanova       | .08 | 0-0  | 0-0   | 1-0  | 0   | 0   | 0  | 0  | 0  | 2  | 0   |   |
| St. John's         | .08 | 0-0  | 0-0   | 1-1  | 1   | 2   | 0  | 0  | 0  | 0  | 0   |   |
| Seton Hall         | .03 | 0-1  | 0-1   | 0-0  | 0   | 0   | 1  | 0  | 0  | 2  | 0   |   |
| at Georgetown      |     |      |       |      |     |     |    |    |    |    |     |   |
| Connecticut        | .33 | 2-2  | 2-2   | 0-0  | 3   | 4   | 0  | 0  | 1  | 4  | 6   |   |
| at Louisville*     | .33 | 1-5  | 1-5   | 0-0  | 3   | 3   | 2  | 0  | 0  | 3  | 3   |   |
| at Pittsburgh*     | .29 | 2-4  | 2-4   | 0-0  | 2   | 2   | 2  | 0  | 1  | 1  | 6   |   |
| Syracuse*          | .40 | 2-8  | 2-7   | 0-0  | 3   | 7   | 2  | 0  | 2  | 2  | 6   |   |
| vs. St. John's*    | .27 | 1-4  | 0-2   | 3-4  | 2   | 2   | 1  | 0  | 1  | 1  | 5   |   |
| vs. Villanova*     | .30 | 4-5  | 3-4   | 1-2  | 2   | 2   | 1  | 0  | 0  | 4  | 12  |   |
| vs. Utah State*    | .24 | 1-4  | 1-4   | 2-2  | 1   | 2   | 0  | 0  | 0  | 2  | 5   |   |
| vs. Missouri*      | .27 | 0-2  | 0-2   | 0-0  | 1   | 1   | 1  | 0  | 0  | 2  | 0   |   |

#### 2007-08 Statistics

|                    | min | fg-a | 3fg-a | ft-a | reb | ast | to | bk | st | pf | pts |
|--------------------|-----|------|-------|------|-----|-----|----|----|----|----|-----|
| IUPUI              | .12 | 1-2  | 1-2   | 0-1  | 1   | 1   | 1  | 0  | 0  | 1  | 3   |
| Utah Valley        | .09 | 0-1  | 0-1   | 0-0  | 1   | 2   | 2  | 0  | 1  | 2  | 0   |
| at Chaminade       | .08 | 0-2  | 0-2   | 0-0  | 1   | 1   | 1  | 0  | 0  | 1  | 0   |
| vs. Okla. St.      | .16 | 3-6  | 1-2   | 0-0  | 2   | 2   | 2  | 0  | 0  | 3  | 7   |
| vs. Duke           | .14 | 2-3  | 1-1   | 0-0  | 1   | 3   | 2  | 0  | 2  | 1  | 5   |
| UWM                | .13 | 1-6  | 0-3   | 3-4  | 1   | 2   | 1  | 0  | 0  | 1  | 5   |
| at Wisconsin       | .12 | 2-3  | 2-2   | 0-0  | 0   | 2   | 1  | 0  | 2  | 1  | 6   |
| Sacramento St.     | .17 | 3-6  | 1-2   | 3-6  | 0   | 2   | 0  | 0  | 1  | 2  | 10  |
| IPFW               | .21 | 3-7  | 1-3   | 0-0  | 4   | 2   | 2  | 0  | 3  | 3  | 7   |
| Coppin St.         | .18 | 3-5  | 1-3   | 0-0  | 1   | 4   | 1  | 0  | 1  | 2  | 7   |
| Savannah St.       | .12 | 2-4  | 1-1   | 0-0  | 0   | 1   | 2  | 0  | 2  | 0  | 5   |
| Providence         | .11 | 3-4  | 2-2   | 0-0  | 2   | 0   | 2  | 0  | 1  | 4  | 8   |
| at WVU             | .12 | 0-2  | 0-2   | 2-2  | 0   | 2   | 1  | 0  | 0  | 2  | 2   |
| Seton Hall         | .28 | 1-5  | 1-3   | 2-2  | 3   | 6   | 1  | 1  | 1  | 5  | 5   |
| Notre Dame         | .14 | 1-4  | 0-2   | 0-0  | 1   | 5   | 2  | 0  | 1  | 3  | 2   |
| at Louisville      | .18 | 2-7  | 0-3   | 2-2  | 1   | 0   | 1  | 0  | 2  | 0  | 6   |
| at Connecticut     | .18 | 3-7  | 2-3   | 1-2  | 0   | 5   | 0  | 0  | 0  | 3  | 9   |
| DePaul             | .17 | 1-2  | 1-2   | 0-0  | 2   | 2   | 1  | 0  | 1  | 0  | 3   |
| USF                | .22 | 0-3  | 0-1   | 2-2  | 1   | 1   | 0  | 0  | 1  | 2  | 2   |
| at Cincinnati      | .11 | 0-0  | 0-0   | 2-2  | 0   | 2   | 1  | 0  | 1  | 1  | 2   |
| Louisville*        | .22 | 2-5  | 2-4   | 2-2  | 3   | 4   | 0  | 0  | 1  | 2  | 8   |
| at Notre Dame      | .02 | 0-0  | 0-0   | 0-0  | 0   | 0   | 0  | 0  | 0  | 0  | 0   |
| at Seton Hall      | .08 | 2-4  | 0-1   | 0-0  | 0   | 0   | 2  | 0  | 0  | 2  | 4   |
| Pittsburgh         | .05 | 1-2  | 0-0   | 2-2  | 0   | 1   | 2  | 0  | 1  | 1  | 4   |
| at St. John's      | .02 | 0-0  | 0-0   | 0-0  | 0   | 0   | 1  | 0  | 0  | 0  | 0   |
| Rutgers            | .09 | 1-1  | 0-0   | 0-0  | 2   | 3   | 0  | 0  | 1  | 1  | 2   |
| at Villanova       | .13 | 3-5  | 2-4   | 4-4  | 2   | 0   | 0  | 0  | 1  | 2  | 12  |
| Georgetown         | .07 | 0-1  | 0-0   | 0-0  | 0   | 0   | 0  | 0  | 1  | 1  | 0   |
| Florida Gulf Coast | .08 | 1-2  | 1-1   | 0-0  | 0   | 1   | 1  | 0  | 0  | 0  | 3   |
| at Syracuse        | .06 | 3-3  | 1-1   | 0-0  | 1   | 1   | 1  | 0  | 0  | 2  | 7   |
| vs. Seton Hall     | .20 | 2-3  | 1-2   | 0-0  | 2   | 2   | 0  | 0  | 1  | 1  | 5   |
| vs. Notre Dame     | .20 | 4-6  | 2-4   | 1-2  | 0   | 3   | 2  | 0  | 1  | 1  | 11  |
| vs. Pittsburgh     | .14 | 1-4  | 1-2   | 0-0  | 0   | 0   | 3  | 0  | 0  | 2  | 3   |
| vs. Kentucky       | .15 | 1-3  | 0-0   | 0-0  | 1   | 2   | 0  | 0  | 1  | 1  | 2   |
| vs. Stanford       | .13 | 1-2  | 1-2   | 0-0  | 1   | 0   | 0  | 0  | 0  | 1  | 3   |

\* - indicates player started the game



## CAREER GAME-BY-GAME STATISTICS

### # 5 CADOUGAN, Junior

#### 2009-10 Statistics

|                   | min | fg-a | 3fg-a | ft-a | reb | ast | to | bk | st | pf | pts |
|-------------------|-----|------|-------|------|-----|-----|----|----|----|----|-----|
| Centenary         |     |      |       |      |     |     |    |    |    |    | DNP |
| UMES              |     |      |       |      |     |     |    |    |    |    | DNP |
| Grambling*        |     |      |       |      |     |     |    |    |    |    | DNP |
| South Dakota      |     |      |       |      |     |     |    |    |    |    | DNP |
| vs. Xavier        |     |      |       |      |     |     |    |    |    |    | DNP |
| vs. Michigan      |     |      |       |      |     |     |    |    |    |    | DNP |
| vs. Florida State |     |      |       |      |     |     |    |    |    |    | DNP |
| NC State          |     |      |       |      |     |     |    |    |    |    | DNP |
| Milwaukee         |     |      |       |      |     |     |    |    |    |    | DNP |
| at Wisconsin      |     |      |       |      |     |     |    |    |    |    | DNP |
| North Florida     |     |      |       |      |     |     |    |    |    |    | DNP |
| Presbyterian      |     |      |       |      |     |     |    |    |    |    | DNP |
| at West Virginia  |     |      |       |      |     |     |    |    |    |    | DNP |
| Villanova         |     |      |       |      |     |     |    |    |    |    | DNP |
| Georgetown        |     |      |       |      |     |     |    |    |    |    | DNP |
| at Villanova      |     |      |       |      |     |     |    |    |    |    | DNP |
| Providence        |     |      |       |      |     |     |    |    |    |    | DNP |
| at DePaul         |     |      |       |      |     |     |    |    |    |    | DNP |
| at Syracuse       | .8  | 0-2  | 0-1   | 0-0  | 2   | 2   | 1  | 0  | 0  | 2  | 0   |
| Rutgers           | .7  | 0-3  | 0-1   | 2-2  | 1   | 0   | 0  | 0  | 0  | 0  | 2   |
| at Connecticut    |     |      |       |      |     |     |    |    |    |    | DNP |
| DePaul            | .4  | 0-0  | 0-0   | 1-2  | 0   | 0   | 0  | 0  | 0  | 0  | 1   |
| at Providence     |     |      |       |      |     |     |    |    |    |    | DNP |
| USF               |     |      |       |      |     |     |    |    |    |    | DNP |
| Pittsburgh        |     |      |       |      |     |     |    |    |    |    |     |
| at Cincinnati     |     |      |       |      |     |     |    |    |    |    |     |
| at St. John's     |     |      |       |      |     |     |    |    |    |    |     |
| at Seton Hall     |     |      |       |      |     |     |    |    |    |    |     |
| Louisville        |     |      |       |      |     |     |    |    |    |    |     |
| Notre Dame        |     |      |       |      |     |     |    |    |    |    |     |

### # 10 CUBILLAN, David

#### 2009-10 Statistics

|                    | min | fg-a | 3fg-a | ft-a | reb | ast | to | bk | st | pf | pts |
|--------------------|-----|------|-------|------|-----|-----|----|----|----|----|-----|
| Centenary*         | .28 | 3-6  | 0-3   | 0-2  | 1   | 6   | 1  | 0  | 1  | 1  | 6   |
| UMES*              | .33 | 5-8  | 2-5   | 0-0  | 3   | 6   | 1  | 0  | 1  | 1  | 12  |
| Grambling*         | .30 | 3-10 | 1-4   | 1-1  | 6   | 1   | 3  | 0  | 5  | 1  | 8   |
| South Dakota*      | .22 | 3-4  | 3-4   | 0-0  | 0   | 5   | 1  | 0  | 1  | 0  | 9   |
| vs. Xavier*        | .29 | 1-2  | 1-2   | 2-2  | 4   | 2   | 2  | 0  | 0  | 1  | 5   |
| vs. Michigan*      | .28 | 1-2  | 1-2   | 0-0  | 2   | 2   | 0  | 0  | 0  | 3  | 3   |
| vs. Florida State* | .27 | 0-6  | 0-5   | 2-2  | 1   | 1   | 1  | 0  | 2  | 1  | 2   |
| NC State*          | .33 | 2-6  | 1-4   | 0-0  | 2   | 5   | 0  | 0  | 1  | 0  | 5   |
| Milwaukee*         | .30 | 2-2  | 2-2   | 0-0  | 1   | 0   | 0  | 0  | 2  | 6  | 6   |
| at Wisconsin*      | .23 | 1-3  | 1-2   | 0-0  | 0   | 1   | 0  | 0  | 0  | 3  | 3   |
| North Florida*     | .32 | 2-2  | 1-1   | 0-0  | 2   | 4   | 2  | 0  | 0  | 2  | 5   |
| Presbyterian*      | .18 | 3-3  | 2-2   | 2-2  | 1   | 3   | 1  | 0  | 0  | 1  | 10  |
| at West Virginia*  | .20 | 1-3  | 1-3   | 0-0  | 0   | 0   | 0  | 0  | 1  | 0  | 3   |
| Villanova*         | .36 | 4-7  | 2-5   | 0-0  | 1   | 0   | 0  | 0  | 3  | 10 | 10  |
| Georgetown*        | .29 | 6-7  | 6-6   | 0-0  | 1   | 3   | 2  | 0  | 0  | 0  | 18  |
| at Villanova*      | .21 | 0-1  | 0-1   | 0-0  | 0   | 3   | 3  | 0  | 0  | 1  | 0   |
| Providence*        | .29 | 1-3  | 0-1   | 0-0  | 1   | 7   | 1  | 0  | 0  | 3  | 2   |
| at DePaul*         | .37 | 2-3  | 1-1   | 0-1  | 4   | 2   | 0  | 0  | 0  | 1  | 5   |
| at Syracuse*       | .27 | 1-7  | 0-4   | 0-0  | 2   | 1   | 0  | 0  | 1  | 1  | 2   |
| Rutgers*           | .32 | 2-5  | 0-2   | 0-0  | 1   | 4   | 0  | 0  | 0  | 2  | 4   |
| at Connecticut*    | .35 | 3-6  | 2-4   | 0-0  | 0   | 5   | 0  | 0  | 2  | 0  | 8   |
| DePaul*            | .34 | 1-5  | 0-3   | 0-0  | 1   | 1   | 0  | 0  | 3  | 2  | 2   |
| at Providence*     | .34 | 4-8  | 2-6   | 3-3  | 1   | 4   | 2  | 0  | 0  | 2  | 13  |
| USF*               | .34 | 4-7  | 3-5   | 0-0  | 3   | 3   | 1  | 0  | 0  | 2  | 11  |
| Pittsburgh         |     |      |       |      |     |     |    |    |    |    |     |
| at Cincinnati      |     |      |       |      |     |     |    |    |    |    |     |
| at St. John's      |     |      |       |      |     |     |    |    |    |    |     |
| at Seton Hall      |     |      |       |      |     |     |    |    |    |    |     |
| Louisville         |     |      |       |      |     |     |    |    |    |    |     |
| Notre Dame         |     |      |       |      |     |     |    |    |    |    |     |

#### 2008-09 Statistics

|                   | min | fg-a | 3fg-a | ft-a | reb | ast | to | bk | st | pf | pts |
|-------------------|-----|------|-------|------|-----|-----|----|----|----|----|-----|
| Houston Baptist   | .11 | 1-4  | 1-3   | 0-2  | 0   | 1   | 1  | 0  | 0  | 0  | 3   |
| Chicago State     | .16 | 2-4  | 2-4   | 2-2  | 1   | 2   | 2  | 0  | 0  | 1  | 8   |
| Milwaukee         | .14 | 1-3  | 0-1   | 0-1  | 3   | 1   | 1  | 0  | 1  | 5  | 2   |
| Texas Southern    | .16 | 1-6  | 1-4   | 0-0  | 1   | 2   | 2  | 0  | 0  | 1  | 3   |
| vs. Northern Iowa | .22 | 2-6  | 2-5   | 1-2  | 3   | 3   | 0  | 0  | 1  | 1  | 7   |
| vs. Dayton        | .20 | 2-3  | 1-2   | 0-0  | 1   | 1   | 0  | 0  | 0  | 3  | 5   |
| Central Michigan  | .29 | 1-6  | 1-4   | 2-2  | 3   | 4   | 2  | 1  | 1  | 2  | 5   |
| Wisconsin         | .6  | 0-1  | 0-1   | 0-0  | 0   | 0   | 0  | 0  | 0  | 0  | 0   |
| IPFW              | .20 | 1-5  | 0-4   | 0-0  | 1   | 1   | 1  | 0  | 1  | 0  | 2   |
| vs. Tennessee     | .0+ | 0-0  | 0-0   | 0-0  | 0   | 0   | 0  | 0  | 0  | 0  | 0   |
| Western Carolina  | .3  | 0-1  | 0-0   | 0-0  | 0   | 0   | 0  | 0  | 0  | 0  | 0   |
| at N.C. State     | .2  | 0-0  | 0-0   | 0-0  | 1   | 0   | 0  | 0  | 0  | 0  | 0   |
| Presbyterian      | .13 | 1-1  | 1-1   | 0-0  | 0   | 1   | 2  | 0  | 0  | 1  | 3   |
| Villanova         | .1  | 0-0  | 0-0   | 0-0  | 0   | 0   | 0  | 0  | 0  | 0  | 0   |
| Cincinnati        | .9  | 0-0  | 0-0   | 0-0  | 1   | 0   | 0  | 0  | 0  | 0  | 0   |
| at Rutgers        | .5  | 0-1  | 0-0   | 0-0  | 0   | 0   | 0  | 0  | 0  | 1  | 0   |
| West Virginia     |     |      |       |      |     |     |    |    |    |    | DNP |
| at Providence     | .3  | 0-1  | 0-1   | 0-0  | 0   | 0   | 0  | 0  | 0  | 0  | 0   |
| DePaul            | .3  | 0-1  | 0-0   | 0-0  | 0   | 0   | 0  | 0  | 0  | 1  | 0   |
| at Notre Dame     | .2  | 0-0  | 0-0   | 0-0  | 0   | 0   | 0  | 0  | 0  | 0  | 0   |
| Georgetown        | .3  | 0-1  | 0-0   | 0-0  | 0   | 0   | 0  | 0  | 1  | 0  | 0   |
| at DePaul         | .4  | 0-0  | 0-0   | 0-0  | 1   | 0   | 0  | 0  | 0  | 0  | 0   |
| at USF            |     |      |       |      |     |     |    |    |    |    | DNP |
| at Villanova      |     |      |       |      |     |     |    |    |    |    | DNP |
| St. John's        | .7  | 0-0  | 0-0   | 0-0  | 0   | 1   | 0  | 0  | 0  | 2  | 0   |
| Seton Hall        | .3  | 0-1  | 0-0   | 0-0  | 0   | 1   | 0  | 0  | 0  | 0  | 0   |
| at Georgetown     | .3  | 0-0  | 0-0   | 0-0  | 0   | 0   | 0  | 0  | 0  | 0  | 0   |
| Connecticut       |     |      |       |      |     |     |    |    |    |    | DNP |
| at Louisville     | .12 | 0-0  | 0-0   | 2-2  | 1   | 0   | 0  | 0  | 0  | 0  | 2   |
| at Pittsburgh     | .11 | 0-0  | 0-0   | 0-0  | 0   | 2   | 0  | 0  | 0  | 0  | 0   |
| Syracuse          | .4  | 0-0  | 0-0   | 0-0  | 0   | 1   | 0  | 0  | 0  | 0  | 0   |
| vs. St. John's    | .25 | 2-7  | 0-2   | 2-2  | 0   | 0   | 1  | 0  | 2  | 1  | 6   |
| vs. Villanova     | .14 | 1-2  | 1-2   | 0-0  | 0   | 0   | 1  | 0  | 1  | 2  | 3   |
| vs. Utah State    | .13 | 0-1  | 0-0   | 0-0  | 0   | 1   | 0  | 0  | 0  | 1  | 0   |
| vs. Missouri      | .2  | 0-0  | 0-0   | 0-0  | 0   | 0   | 0  | 0  | 0  | 0  | 0   |

#### 2007-08 Statistics

|                    | min | fg-a | 3fg-a | ft-a | reb | ast | to | bk | st | pf | pts |
|--------------------|-----|------|-------|------|-----|-----|----|----|----|----|-----|
| IUPUI              | .23 | 3-9  | 2-8   | 1-1  | 1   | 3   | 1  | 0  | 0  | 2  | 9   |
| Utah Valley        | .19 | 4-8  | 2-6   | 2-2  | 1   | 2   | 0  | 0  | 2  | 0  | 12  |
| at Chaminade       | .24 | 3-8  | 2-6   | 3-3  | 1   | 2   | 1  | 0  | 3  | 0  | 11  |
| vs. Okla. St.      | .23 | 4-5  | 2-2   | 0-0  | 2   | 1   | 2  | 0  | 0  | 0  | 10  |
| vs. Duke           | .21 | 2-4  | 2-4   | 0-0  | 1   | 2   | 0  | 0  | 1  | 2  | 6   |
| UWM                | .26 | 5-9  | 2-6   | 0-0  | 4   | 6   | 1  | 0  | 0  | 1  | 12  |
| at Wisconsin       | .20 | 1-5  | 1-4   | 0-0  | 1   | 2   | 0  | 0  | 0  | 1  | 3   |
| Sacramento St.     | .23 | 1-4  | 0-2   | 3-5  | 2   | 3   | 1  | 1  | 2  | 1  | 5   |
| IPFW               | .18 | 4-9  | 3-8   | 0-0  | 3   | 1   | 3  | 0  | 0  | 1  | 11  |
| Coppin St.         |     |      |       |      |     |     |    |    |    |    | DNP |
| Savannah St.       | .14 | 2-4  | 1-2   | 0-0  | 1   | 2   | 1  | 0  | 0  | 0  | 5   |
| Providence         | .22 | 1-4  | 0-3   | 0-0  | 1   | 1   | 0  | 0  | 2  | 1  | 2   |
| at WVU             | .20 | 2-6  | 1-4   | 0-0  | 2   | 2   | 2  | 0  | 0  | 4  | 5   |
| Seton Hall         | .10 | 1-4  | 1-4   | 0-0  | 0   | 0   | 0  | 0  | 0  | 1  | 3   |
| Notre Dame         | .15 | 4-7  | 3-5   | 0-0  | 2   | 2   | 1  | 0  | 1  | 0  | 11  |
| at Louisville      | .14 | 0-1  | 0-1   | 0-1  | 0   | 0   | 0  | 0  | 0  | 3  | 0   |
| at Connecticut     | .16 | 3-3  | 2-2   | 0-0  | 2   | 1   | 1  | 0  | 1  | 1  | 8   |
| DePaul             | .26 | 3-6  | 2-4   | 1-1  | 3   | 5   | 1  | 1  | 3  | 1  | 9   |
| USF                | .21 | 1-3  | 1-2   | 0-0  | 1   | 2   | 2  | 0  | 1  | 2  | 3   |
| at Cincinnati      | .7  | 0-2  | 0-2   | 0-0  | 0   | 0   | 0  | 0  | 1  | 0  | 0   |
| Louisville         | .19 | 0-3  | 0-3   | 0-0  | 2   | 2   | 0  | 1  | 0  | 1  | 0   |
| at Notre Dame      | .20 | 4-8  | 3-6   | 0-0  | 0   | 1   | 0  | 0  | 2  | 11 | 11  |
| at Seton Hall      | .20 | 2-8  | 2-4   | 4-4  | 1   | 0   | 0  | 0  | 1  | 1  | 10  |
| Pittsburgh         | .23 | 4-7  | 3-5   | 2-2  | 2   | 1   | 0  | 0  | 2  | 13 | 13  |
| at St. John's      | .24 | 1-5  | 1-4   | 0-0  | 2   | 3   | 2  | 0  | 2  | 0  | 3   |
| Rutgers            | .16 | 2-5  | 2-4   | 0-0  | 0   | 2   | 2  | 0  | 0  | 1  | 6   |
| at Villanova       | .16 | 1-3  | 0-2   | 0-0  | 1   | 0   | 1  | 0  | 2  | 1  | 2   |
| Georgetown         | .17 | 0-1  | 0-1   | 0-0  | 2   | 3   | 0  | 0  | 0  | 1  | 0   |
| Florida Gulf Coast | .15 | 0-1  | 0-1   | 0-0  | 0   | 1   | 1  | 0  | 1  | 0  | 0   |
| at Syracuse        | .11 | 0-1  | 0-1   | 0-0  | 0   | 1   | 0  | 0  | 0  | 0  | 0   |
| vs. Seton Hall     | .4  | 0-3  | 0-1   | 0-0  | 2   | 0   | 0  | 0  | 0  | 1  | 0   |
| vs. Notre Dame     | .9  | 0-2  | 0-2   | 0-0  | 0   | 1   | 1  | 0  | 0  | 0  | 0   |
| vs. Pittsburgh     | .20 | 1-7  | 1-5   | 1-2  | 4   | 1   | 0  | 0  | 0  | 1  | 4   |
| vs. Kentucky       | .8  | 0-0  | 0-0   | 1-2  | 0   | 1   | 0  | 0  | 0  | 0  | 1   |
| vs. Stanford       | .14 | 0-3  | 0-2   | 0-0  | 0   | 1   | 0  | 0  | 0  | 0  | 0   |

#### 2006-07 Statistics

|                  | min | fg-a | 3fg-a | ft-a | reb | ast | to | bk | st | pf | pts |
|------------------|-----|------|-------|------|-----|-----|----|----|----|----|-----|
| Hillsdale        | .19 | 2-3  | 1-2   | 0-1  | 2   | 1   | 2  | 0  | 1  | 2  | 5   |
| Idaho St.        | .18 | 0-1  | 0-1   | 0-0  | 2   | 1   | 0  | 1  | 0  | 1  | 0   |
| Detroit          | .20 | 3-5  | 2-3   | 2-2  | 0   | 2   | 2  | 0  | 0  | 2  | 10  |
| Eastern Michigan | .16 | 3-4  | 3-4   | 1-2  | 1   | 5   | 1  | 0  | 0  | 1  | 10  |
| vs. Texas Tech   | .28 | 4-6  | 3-5   | 0-0  | 5   | 1   | 1  | 0  | 1  | 2  | 11  |
| vs. Duke         | .19 | 1-3  | 1-3   | 2-3  | 1   | 0   | 1  | 0  | 0  | 2  | 5   |
| at Valparaiso    | .23 | 1-3  | 1-3   | 1-2  | 2   | 1   | 1  | 0  | 1  | 0  | 4   |
| Northwestern St. | .22 | 1-5  | 1-4   | 0-0  | 2   | 4   | 1  | 0  | 3  | 2  | 3   |
| North Dakota St. | .15 | 3-4  | 2-3   | 0-0  | 1   | 3   | 1  | 0  | 0  | 2  | 8   |
| Delaware St.     | .19 | 1-2  | 1-1   | 0-0  | 0   | 4   | 0  | 0  | 2  | 0  | 3   |
| Wisconsin        | .18 | 1-5  | 1-2   | 0-0  | 2   | 1   | 0  | 0  | 1  | 1  | 3   |
| UMBC             | .19 | 1-5  | 1-5   | 0-2  | 1   | 2   | 0  | 0  | 1  | 0  | 3   |
| Oakland          | .25 | 2-3  | 2-2   | 2    |     |     |    |    |    |    |     |



## CAREER GAME-BY-GAME STATISTICS

### # 12 WILLIAMS, Erik

#### 2009-10 Statistics

|                   | min | fg-a | 3fg-a | ft-a | reb | ast | to | bk | st | pf | pts |
|-------------------|-----|------|-------|------|-----|-----|----|----|----|----|-----|
| Centenary         | 2   | 0-0  | 0-0   | 1-2  | 1   | 0   | 0  | 1  | 0  | 1  | 1   |
| UMES              |     |      |       | DNP  |     |     |    |    |    |    |     |
| Grambling         | 12  | 3-5  | 0-1   | 0-0  | 3   | 0   | 0  | 0  | 1  | 1  | 6   |
| South Dakota      | 8   | 2-3  | 0-0   | 0-0  | 1   | 0   | 2  | 0  | 0  | 2  | 4   |
| vs. Xavier        |     |      |       | DNP  |     |     |    |    |    |    |     |
| vs. Michigan      |     |      |       | DNP  |     |     |    |    |    |    |     |
| vs. Florida State |     |      |       | DNP  |     |     |    |    |    |    |     |
| NC State          |     |      |       | DNP  |     |     |    |    |    |    |     |
| Milwaukee         | 9   | 0-0  | 0-0   | 0-0  | 2   | 0   | 0  | 0  | 0  | 2  | 0   |
| at Wisconsin      |     |      |       | DNP  |     |     |    |    |    |    |     |
| North Florida     | 13  | 1-3  | 0-0   | 4-4  | 3   | 0   | 2  | 0  | 0  | 4  | 6   |
| Presbyterian      | 15  | 2-6  | 0-0   | 0-1  | 6   | 2   | 0  | 0  | 0  | 2  | 4   |
| at West Virginia  |     |      |       | DNP  |     |     |    |    |    |    |     |
| Villanova         |     |      |       | DNP  |     |     |    |    |    |    |     |
| Georgetown        | 7   | 0-0  | 0-0   | 0-0  | 0   | 1   | 0  | 0  | 0  | 1  | 0   |
| at Villanova      | 6   | 0-0  | 0-0   | 0-0  | 1   | 0   | 0  | 0  | 0  | 0  | 0   |
| Providence        | 7   | 0-2  | 0-0   | 1-2  | 2   | 0   | 0  | 0  | 1  | 1  | 1   |
| at DePaul         |     |      |       | DNP  |     |     |    |    |    |    |     |
| at Syracuse       | 0+  | 0-0  | 0-0   | 0-0  | 0   | 0   | 0  | 0  | 0  | 0  | 0   |
| Rutgers           | 5   | 0-0  | 0-0   | 0-2  | 1   | 0   | 0  | 0  | 0  | 1  | 0   |
| at Connecticut    | 5   | 0-2  | 0-0   | 0-0  | 1   | 0   | 0  | 0  | 0  | 1  | 0   |
| DePaul            | 7   | 0-1  | 0-0   | 0-1  | 4   | 0   | 0  | 0  | 0  | 0  | 0   |
| at Providence     | 2   | 0-0  | 0-0   | 0-0  | 0   | 0   | 0  | 0  | 0  | 1  | 0   |
| USF               |     |      |       | DNP  |     |     |    |    |    |    |     |
| Pittsburgh        |     |      |       |      |     |     |    |    |    |    |     |
| at Cincinnati     |     |      |       |      |     |     |    |    |    |    |     |
| at St. John's     |     |      |       |      |     |     |    |    |    |    |     |
| at Seton Hall     |     |      |       |      |     |     |    |    |    |    |     |
| Louisville        |     |      |       |      |     |     |    |    |    |    |     |
| Notre Dame        |     |      |       |      |     |     |    |    |    |    |     |

### #21 FULCE, Joseph

#### 2009-10 Statistics

|                   | min | fg-a | 3fg-a | ft-a | reb | ast | to | bk | st | pf | pts |
|-------------------|-----|------|-------|------|-----|-----|----|----|----|----|-----|
| Centenary*        | 20  | 1-4  | 0-1   | 3-4  | 6   | 1   | 0  | 2  | 2  | 3  | 5   |
| UMES*             | 6   | 0-0  | 0-0   | 0-0  | 1   | 0   | 0  | 1  | 0  | 1  | 0   |
| Grambling         | 21  | 2-4  | 0-1   | 1-2  | 5   | 0   | 2  | 1  | 1  | 0  | 5   |
| South Dakota*     | 14  | 2-4  | 0-0   | 0-0  | 4   | 2   | 1  | 0  | 1  | 4  | 4   |
| vs. Xavier        | 10  | 0-2  | 0-0   | 0-0  | 1   | 0   | 0  | 0  | 0  | 1  | 0   |
| vs. Michigan      | 3   | 0-0  | 0-0   | 0-0  | 0   | 1   | 0  | 0  | 0  | 1  | 0   |
| vs. Florida State | 7   | 0-0  | 0-0   | 0-0  | 3   | 0   | 0  | 0  | 0  | 1  | 0   |
| NC State          | 14  | 3-7  | 0-0   | 0-0  | 7   | 0   | 0  | 0  | 0  | 0  | 6   |
| Milwaukee*        | 15  | 1-3  | 0-0   | 0-0  | 4   | 0   | 2  | 1  | 1  | 1  | 2   |
| at Wisconsin      | 6   | 2-3  | 0-0   | 0-0  | 2   | 0   | 0  | 0  | 0  | 2  | 4   |
| North Florida*    | 23  | 6-9  | 0-0   | 1-1  | 10  | 1   | 1  | 2  | 2  | 2  | 13  |
| Presbyterian*     | 18  | 3-4  | 0-0   | 0-0  | 5   | 3   | 0  | 0  | 0  | 1  | 6   |
| at West Virginia* | 10  | 0-1  | 0-0   | 0-0  | 0   | 1   | 0  | 0  | 0  | 1  | 0   |
| Villanova*        | 9   | 1-1  | 0-0   | 0-0  | 4   | 0   | 1  | 0  | 1  | 1  | 2   |
| Georgetown*       | 10  | 0-3  | 0-0   | 2-2  | 6   | 0   | 0  | 0  | 0  | 2  | 2   |
| at Villanova*     | 14  | 4-5  | 1-1   | 0-0  | 2   | 0   | 0  | 0  | 0  | 3  | 9   |
| Providence        | 14  | 1-2  | 0-0   | 2-2  | 3   | 0   | 1  | 0  | 2  | 2  | 4   |
| at DePaul         | 6   | 1-3  | 0-0   | 1-2  | 2   | 0   | 0  | 1  | 0  | 0  | 3   |
| at Syracuse*      | 9   | 1-5  | 0-0   | 0-0  | 1   | 0   | 0  | 0  | 2  | 4  | 2   |
| Rutgers           | 11  | 5-6  | 1-1   | 2-2  | 3   | 0   | 2  | 1  | 2  | 3  | 13  |
| at Connecticut    | 5   | 0-1  | 0-0   | 0-0  | 2   | 0   | 0  | 0  | 0  | 4  | 0   |
| DePaul            | 13  | 0-2  | 0-0   | 0-0  | 6   | 0   | 0  | 0  | 0  | 4  | 0   |
| at Providence     | 4   | 0-0  | 0-0   | 0-0  | 0   | 0   | 1  | 0  | 0  | 0  | 0   |
| USF               | 5   | 0-0  | 0-0   | 0-0  | 0   | 0   | 0  | 0  | 0  | 0  | 0   |
| Pittsburgh        |     |      |       |      |     |     |    |    |    |    |     |
| at Cincinnati     |     |      |       |      |     |     |    |    |    |    |     |
| at St. John's     |     |      |       |      |     |     |    |    |    |    |     |
| at Seton Hall     |     |      |       |      |     |     |    |    |    |    |     |
| Louisville        |     |      |       |      |     |     |    |    |    |    |     |
| Notre Dame        |     |      |       |      |     |     |    |    |    |    |     |

### #23 BUYCKS, Dwight

#### 2009-10 Statistics

|                    | min | fg-a | 3fg-a | ft-a | reb | ast | to | bk | st | pf | pts |
|--------------------|-----|------|-------|------|-----|-----|----|----|----|----|-----|
| Centenary*         | 29  | 2-7  | 1-3   | 2-2  | 5   | 4   | 1  | 0  | 2  | 2  | 7   |
| UMES*              | 25  | 4-8  | 2-4   | 2-3  | 3   | 3   | 3  | 0  | 2  | 1  | 12  |
| Grambling*         | 29  | 4-8  | 2-3   | 0-1  | 10  | 7   | 3  | 0  | 1  | 1  | 10  |
| South Dakota       | 23  | 1-4  | 0-1   | 0-0  | 5   | 5   | 0  | 0  | 1  | 2  | 2   |
| vs. Xavier         | 32  | 2-4  | 0-0   | 1-2  | 7   | 3   | 3  | 0  | 1  | 1  | 5   |
| vs. Michigan*      | 28  | 6-10 | 0-1   | 1-1  | 3   | 2   | 2  | 0  | 0  | 5  | 13  |
| vs. Florida State* | 34  | 2-4  | 0-1   | 0-0  | 4   | 2   | 5  | 0  | 2  | 0  | 4   |
| NC State*          | 30  | 2-10 | 0-3   | 3-4  | 2   | 1   | 5  | 0  | 4  | 4  | 7   |
| Milwaukee          | 21  | 0-6  | 0-2   | 0-0  | 1   | 5   | 2  | 0  | 2  | 2  | 0   |
| at Wisconsin       | 21  | 1-3  | 0-1   | 2-2  | 1   | 1   | 1  | 0  | 0  | 3  | 4   |
| North Florida      | 26  | 3-7  | 1-1   | 2-3  | 7   | 2   | 3  | 0  | 1  | 2  | 9   |
| Presbyterian*      | 28  | 6-9  | 1-3   | 1-1  | 4   | 3   | 1  | 0  | 0  | 0  | 14  |
| at West Virginia*  | 37  | 2-5  | 0-0   | 3-4  | 4   | 4   | 0  | 0  | 1  | 3  | 7   |
| Villanova*         | 26  | 5-14 | 1-4   | 4-4  | 1   | 2   | 3  | 0  | 2  | 4  | 15  |
| Georgetown*        | 39  | 4-10 | 2-5   | 0-0  | 2   | 3   | 0  | 0  | 1  | 1  | 10  |
| at Villanova*      | 38  | 4-10 | 1-5   | 2-3  | 6   | 4   | 2  | 0  | 0  | 3  | 11  |
| Providence         | 22  | 2-3  | 1-2   | 0-0  | 5   | 6   | 0  | 0  | 2  | 2  | 5   |
| at DePaul          | 30  | 3-8  | 1-3   | 0-0  | 4   | 0   | 1  | 0  | 1  | 1  | 7   |
| at Syracuse        | 16  | 4-6  | 1-3   | 0-0  | 1   | 2   | 1  | 0  | 2  | 2  | 9   |
| Rutgers            | 21  | 2-7  | 0-1   | 1-2  | 4   | 2   | 0  | 0  | 4  | 1  | 5   |
| at Connecticut     | 16  | 1-4  | 0-2   | 0-0  | 3   | 1   | 1  | 0  | 0  | 1  | 2   |
| DePaul             | 16  | 3-4  | 0-1   | 8-10 | 2   | 1   | 3  | 0  | 0  | 4  | 14  |
| at Providence      | 25  | 3-6  | 1-2   | 1-2  | 5   | 2   | 1  | 1  | 0  | 2  | 8   |
| USF                | 19  | 1-4  | 0-0   | 0-0  | 2   | 0   | 2  | 0  | 0  | 3  | 2   |
| Pittsburgh         |     |      |       |      |     |     |    |    |    |    |     |
| at Cincinnati      |     |      |       |      |     |     |    |    |    |    |     |
| at St. John's      |     |      |       |      |     |     |    |    |    |    |     |
| at Seton Hall      |     |      |       |      |     |     |    |    |    |    |     |
| Louisville         |     |      |       |      |     |     |    |    |    |    |     |
| Notre Dame         |     |      |       |      |     |     |    |    |    |    |     |

#### 2008-09 Statistics

|                   | min | fg-a | 3fg-a | ft-a | reb | ast | to | bk | st | pf | pts |
|-------------------|-----|------|-------|------|-----|-----|----|----|----|----|-----|
| Houston Baptist   |     |      |       | DNP  |     |     |    |    |    |    |     |
| Chicago State     |     |      |       | DNP  |     |     |    |    |    |    |     |
| Milwaukee         |     |      |       | DNP  |     |     |    |    |    |    |     |
| Texas Southern    |     |      |       | DNP  |     |     |    |    |    |    |     |
| vs. Northern Iowa |     |      |       | DNP  |     |     |    |    |    |    |     |
| vs. Dayton        |     |      |       | DNP  |     |     |    |    |    |    |     |
| Central Michigan  |     |      |       | DNP  |     |     |    |    |    |    |     |
| Wisconsin         |     |      |       | DNP  |     |     |    |    |    |    |     |
| IPFW              |     |      |       | DNP  |     |     |    |    |    |    |     |
| vs. Tennessee     |     |      |       | DNP  |     |     |    |    |    |    |     |
| Western Carolina  | 11  | 1-2  | 0-1   | 0-0  | 4   | 1   | 1  | 0  | 0  | 2  | 2   |
| at N.C. State     |     |      |       | DNP  |     |     |    |    |    |    |     |
| Presbyterian      | 12  | 1-5  | 0-1   | 0-0  | 2   | 0   | 0  | 1  | 0  | 1  | 2   |
| Villanova         |     |      |       | DNP  |     |     |    |    |    |    |     |
| Cincinnati        | 5   | 1-1  | 0-0   | 1-2  | 1   | 1   | 0  | 0  | 0  | 1  | 3   |
| at Rutgers        |     |      |       | DNP  |     |     |    |    |    |    |     |
| West Virginia     |     |      |       | DNP  |     |     |    |    |    |    |     |
| at Providence     | 11  | 3-4  | 0-0   | 0-0  | 1   | 1   | 0  | 0  | 0  | 4  | 6   |
| DePaul            |     |      |       | DNP  |     |     |    |    |    |    |     |
| at Notre Dame     |     |      |       | DNP  |     |     |    |    |    |    |     |
| Georgetown        | 1   | 0-0  | 0-0   | 0-0  | 0   | 0   | 0  | 0  | 0  | 0  | 0   |
| at DePaul         | 3   | 0-0  | 0-0   | 0-0  | 1   | 0   | 0  | 0  | 0  | 1  | 0   |
| at USF            |     |      |       | DNP  |     |     |    |    |    |    |     |
| at Villanova      |     |      |       | DNP  |     |     |    |    |    |    |     |
| St. John's        | 3   | 0-0  | 0-0   | 2-2  | 1   | 0   | 0  | 0  | 2  | 1  | 2   |
| Seton Hall        | 2   | 0-0  | 0-0   | 0-0  | 0   | 0   | 0  | 0  | 0  | 0  | 0   |
| at Georgetown     |     |      |       | DNP  |     |     |    |    |    |    |     |
| Connecticut       |     |      |       | DNP  |     |     |    |    |    |    |     |
| at Louisville     | 0+  | 0-0  | 0-0   | 0-0  | 1   | 0   | 0  | 0  | 0  | 0  | 0   |
| at Pittsburgh     | 1   | 0-0  | 0-0   | 0-0  | 0   | 0   | 0  | 0  | 0  | 0  | 0   |
| Syracuse          |     |      |       | DNP  |     |     |    |    |    |    |     |
| vs. St. John's    | 13  | 0-0  | 0-0   | 0-0  | 1   | 0   | 0  | 0  | 0  | 3  | 0   |
| vs. Villanova     |     |      |       | DNP  |     |     |    |    |    |    |     |
| vs. Utah State    |     |      |       | DNP  |     |     |    |    |    |    |     |
| vs. Missouri      |     |      |       | DNP  |     |     |    |    |    |    |     |

\* - indicates player started the game



## CAREER GAME-BY-GAME STATISTICS

### #25 MAYMON, Jeronne

#### 2009-10 Statistics

|                   | min | fg-a | 3fg-a | ft-a        | reb | ast | to | bk | st | pf | pts |
|-------------------|-----|------|-------|-------------|-----|-----|----|----|----|----|-----|
| Centenary         | .21 | 3-4  | 0-0   | 3-4         | 5   | 0   | 3  | 0  | 1  | 2  | 9   |
| UMES              | .22 | 1-4  | 0-0   | 2-4         | 6   | 2   | 1  | 0  | 0  | 2  | 4   |
| Grambling         | .11 | 0-1  | 0-0   | 0-0         | 5   | 0   | 1  | 0  | 0  | 2  | 0   |
| South Dakota      | .18 | 3-8  | 0-0   | 3-4         | 6   | 0   | 3  | 0  | 0  | 4  | 9   |
| vs. Xavier        | .16 | 0-1  | 0-0   | 0-0         | 5   | 2   | 0  | 1  | 1  | 2  | 1   |
| vs. Michigan      | .13 | 1-1  | 0-0   | 0-0         | 3   | 0   | 1  | 0  | 0  | 2  | 2   |
| vs. Florida State | .11 | 0-2  | 0-0   | 0-0         | 2   | 0   | 0  | 0  | 1  | 3  | 0   |
| NC State          |     |      |       | DNP         |     |     |    |    |    |    |     |
| Milwaukee         | .13 | 4-4  | 0-0   | 0-0         | 1   | 1   | 1  | 0  | 0  | 4  | 8   |
| at Wisconsin      | .22 | 1-2  | 0-0   | 2-6         | 5   | 0   | 0  | 0  | 0  | 3  | 4   |
| North Florida     |     |      |       | Transferred |     |     |    |    |    |    |     |
| Presbyterian      |     |      |       | Transferred |     |     |    |    |    |    |     |
| at West Virginia  |     |      |       | Transferred |     |     |    |    |    |    |     |
| Villanova         |     |      |       | Transferred |     |     |    |    |    |    |     |
| Georgetown        |     |      |       | Transferred |     |     |    |    |    |    |     |
| at Villanova      |     |      |       | Transferred |     |     |    |    |    |    |     |
| Providence        |     |      |       | Transferred |     |     |    |    |    |    |     |
| at DePaul         |     |      |       | Transferred |     |     |    |    |    |    |     |
| at Syracuse       |     |      |       | Transferred |     |     |    |    |    |    |     |
| Rutgers           |     |      |       | Transferred |     |     |    |    |    |    |     |
| at Connecticut    |     |      |       | Transferred |     |     |    |    |    |    |     |
| DePaul            |     |      |       | Transferred |     |     |    |    |    |    |     |
| at Providence     |     |      |       | Transferred |     |     |    |    |    |    |     |
| USF               |     |      |       | Transferred |     |     |    |    |    |    |     |
| Pittsburgh        |     |      |       |             |     |     |    |    |    |    |     |
| at Cincinnati     |     |      |       |             |     |     |    |    |    |    |     |
| at St. John's     |     |      |       |             |     |     |    |    |    |    |     |
| at Seton Hall     |     |      |       |             |     |     |    |    |    |    |     |
| Louisville        |     |      |       |             |     |     |    |    |    |    |     |
| Notre Dame        |     |      |       |             |     |     |    |    |    |    |     |

### #32 HAYWARD, Lazar

#### 2009-10 Statistics

|                    | min | fg-a  | 3fg-a | ft-a | reb | ast | to | bk | st | pf | pts |
|--------------------|-----|-------|-------|------|-----|-----|----|----|----|----|-----|
| Centenary*         | .18 | 4-10  | 0-3   | 1-1  | 5   | 2   | 3  | 0  | 0  | 4  | 9   |
| UMES*              | .30 | 12-20 | 1-5   | 3-4  | 8   | 2   | 0  | 0  | 2  | 3  | 28  |
| Grambling*         | .20 | 5-12  | 0-2   | 2-2  | 5   | 4   | 1  | 0  | 2  | 4  | 12  |
| South Dakota*      | .20 | 7-13  | 1-3   | 5-5  | 8   | 2   | 0  | 0  | 1  | 1  | 20  |
| vs. Xavier*        | .31 | 9-22  | 4-7   | 5-8  | 3   | 1   | 1  | 0  | 2  | 4  | 27  |
| vs. Michigan*      | .29 | 7-17  | 1-6   | 7-8  | 9   | 1   | 3  | 0  | 0  | 4  | 22  |
| vs. Florida State* | .28 | 9-22  | 1-5   | 2-2  | 10  | 0   | 4  | 1  | 4  | 3  | 21  |
| NC State*          | .37 | 6-16  | 1-4   | 2-2  | 6   | 2   | 5  | 0  | 0  | 3  | 15  |
| Milwaukee*         | .28 | 4-11  | 1-5   | 4-6  | 4   | 2   | 4  | 0  | 2  | 3  | 13  |
| at Wisconsin*      | .40 | 8-21  | 2-8   | 3-4  | 12  | 0   | 3  | 2  | 1  | 2  | 21  |
| North Florida*     | .22 | 5-14  | 0-3   | 3-4  | 7   | 1   | 1  | 0  | 0  | 2  | 13  |
| Presbyterian*      | .29 | 9-15  | 2-3   | 3-4  | 7   | 1   | 0  | 1  | 3  | 3  | 23  |
| at West Virginia*  | .24 | 9-20  | 4-7   | 2-2  | 4   | 0   | 2  | 0  | 2  | 1  | 24  |
| Villanova*         | .37 | 5-10  | 2-7   | 5-6  | 14  | 3   | 1  | 1  | 1  | 4  | 17  |
| Georgetown*        | .37 | 4-16  | 2-7   | 2-2  | 11  | 2   | 2  | 0  | 4  | 4  | 12  |
| at Villanova*      | .32 | 6-15  | 4-8   | 4-4  | 8   | 3   | 2  | 0  | 3  | 5  | 20  |
| Providence*        | .31 | 9-15  | 2-4   | 2-3  | 5   | 1   | 0  | 0  | 2  | 4  | 22  |
| at DePaul*         | .37 | 4-10  | 1-3   | 5-6  | 8   | 1   | 3  | 0  | 0  | 3  | 14  |
| at Syracuse*       | .39 | 7-16  | 1-5   | 1-1  | 8   | 1   | 3  | 0  | 1  | 4  | 16  |
| Rutgers*           | .28 | 5-13  | 2-2   | 0-0  | 12  | 2   | 4  | 1  | 2  | 3  | 12  |
| at Connecticut*    | .31 | 8-19  | 4-8   | 0-0  | 3   | 0   | 1  | 1  | 0  | 5  | 20  |
| DePaul*            | .29 | 5-13  | 2-4   | 7-8  | 14  | 2   | 2  | 1  | 3  | 4  | 19  |
| at Providence*     | .39 | 10-18 | 5-9   | 3-4  | 9   | 4   | 2  | 1  | 4  | 3  | 28  |
| USF*               | .37 | 6-15  | 0-4   | 6-8  | 14  | 0   | 0  | 2  | 3  | 2  | 18  |
| Pittsburgh         |     |       |       |      |     |     |    |    |    |    |     |
| at Cincinnati      |     |       |       |      |     |     |    |    |    |    |     |
| at St. John's      |     |       |       |      |     |     |    |    |    |    |     |
| at Seton Hall      |     |       |       |      |     |     |    |    |    |    |     |
| Louisville         |     |       |       |      |     |     |    |    |    |    |     |
| Notre Dame         |     |       |       |      |     |     |    |    |    |    |     |

#### 2008-09 Statistics

|                    | min | fg-a  | 3fg-a | ft-a | reb | ast | to | bk | st | pf | pts |
|--------------------|-----|-------|-------|------|-----|-----|----|----|----|----|-----|
| Houston Baptist*   | .24 | 8-12  | 1-2   | 2-2  | 12  | 2   | 1  | 0  | 1  | 3  | 19  |
| Chicago State*     | .28 | 8-15  | 1-5   | 4-5  | 9   | 1   | 3  | 0  | 0  | 4  | 21  |
| Milwaukee*         | .30 | 8-14  | 1-3   | 8-10 | 10  | 1   | 1  | 0  | 1  | 1  | 25  |
| Texas Southern*    | .30 | 5-13  | 0-1   | 8-10 | 9   | 0   | 4  | 0  | 0  | 2  | 18  |
| vs. Northern Iowa* | .28 | 5-11  | 2-5   | 3-6  | 8   | 1   | 3  | 0  | 1  | 2  | 15  |
| vs. Dayton*        | .24 | 2-7   | 0-1   | 1-1  | 8   | 0   | 3  | 0  | 0  | 5  | 5   |
| Central Michigan*  | .30 | 5-9   | 1-2   | 3-4  | 8   | 2   | 1  | 0  | 2  | 5  | 14  |
| Wisconsin*         | .35 | 3-10  | 0-4   | 3-7  | 11  | 2   | 5  | 0  | 2  | 3  | 9   |
| IPFW*              | .30 | 9-17  | 1-5   | 0-0  | 18  | 1   | 4  | 1  | 0  | 2  | 19  |
| vs. Tennessee*     | .35 | 5-15  | 2-6   | 2-2  | 7   | 1   | 3  | 1  | 2  | 3  | 14  |
| Western Carolina*  | .23 | 8-13  | 2-3   | 9-9  | 5   | 2   | 1  | 1  | 1  | 1  | 27  |
| at N.C. State*     | .35 | 6-12  | 2-5   | 2-2  | 6   | 1   | 1  | 0  | 0  | 3  | 16  |
| Presbyterian*      | .22 | 8-13  | 5-9   | 1-1  | 11  | 3   | 0  | 1  | 0  | 1  | 22  |
| Villanova*         | .35 | 4-8   | 1-3   | 6-7  | 5   | 2   | 2  | 0  | 2  | 2  | 15  |
| Cincinnati*        | .20 | 5-9   | 4-6   | 2-2  | 1   | 1   | 0  | 1  | 1  | 3  | 16  |
| at Rutgers*        | .26 | 3-13  | 0-3   | 4-4  | 5   | 2   | 1  | 0  | 1  | 3  | 10  |
| West Virginia*     | .29 | 2-6   | 1-2   | 2-2  | 9   | 0   | 0  | 0  | 0  | 2  | 7   |
| at Providence*     | .37 | 10-19 | 5-7   | 0-0  | 7   | 2   | 1  | 0  | 2  | 1  | 25  |
| DePaul*            | .29 | 6-13  | 0-2   | 4-5  | 17  | 1   | 1  | 0  | 2  | 1  | 16  |
| at Notre Dame*     | .37 | 5-11  | 0-3   | 3-3  | 6   | 2   | 0  | 1  | 3  | 3  | 13  |
| Georgetown*        | .37 | 7-11  | 2-5   | 7-8  | 5   | 0   | 2  | 0  | 0  | 3  | 23  |
| at DePaul*         | .34 | 3-6   | 0-1   | 0-0  | 6   | 1   | 3  | 0  | 0  | 3  | 6   |
| at USF*            | .39 | 2-9   | 0-4   | 1-3  | 14  | 3   | 1  | 1  | 0  | 1  | 5   |
| at Villanova*      | .39 | 8-16  | 4-8   | 2-2  | 9   | 1   | 1  | 2  | 4  | 22 |     |
| St. John's*        | .29 | 6-12  | 2-6   | 4-4  | 7   | 1   | 5  | 0  | 2  | 2  | 18  |
| Seton Hall*        | .36 | 4-16  | 0-4   | 6-7  | 6   | 0   | 1  | 2  | 2  | 2  | 14  |
| at Georgetown*     | .37 | 5-13  | 1-6   | 6-6  | 11  | 2   | 2  | 0  | 0  | 2  | 17  |
| Connecticut*       | .37 | 6-13  | 3-7   | 0-0  | 6   | 0   | 3  | 0  | 3  | 4  | 15  |
| at Louisville*     | .30 | 6-11  | 3-4   | 1-2  | 10  | 0   | 1  | 0  | 2  | 3  | 16  |
| at Pittsburgh*     | .35 | 9-19  | 3-6   | 1-2  | 10  | 1   | 1  | 0  | 0  | 3  | 22  |
| Syracuse*          | .42 | 7-17  | 0-3   | 3-4  | 5   | 1   | 1  | 0  | 1  | 3  | 17  |
| vs. St. John's*    | .27 | 8-15  | 0-2   | 1-2  | 9   | 1   | 2  | 0  | 1  | 2  | 17  |
| vs. Villanova*     | .37 | 3-9   | 3-9   | 6-6  | 11  | 3   | 0  | 1  | 2  | 1  | 13  |
| vs. Utah State*    | .37 | 9-14  | 3-6   | 5-6  | 8   | 0   | 1  | 0  | 0  | 2  | 26  |
| vs. Missouri*      | .26 | 6-14  | 0-1   | 1-1  | 11  | 0   | 2  | 0  | 0  | 3  | 13  |

#### 2007-08 Statistics

|                     | min | fg-a | 3fg-a | ft-a | reb | ast | to | bk | st | pf | pts |
|---------------------|-----|------|-------|------|-----|-----|----|----|----|----|-----|
| IUPUI               | .16 | 4-5  | 0-1   | 3-3  | 4   | 1   | 0  | 0  | 0  | 2  | 11  |
| Utah Valley         | .24 | 5-7  | 0-1   | 1-2  | 5   | 1   | 1  | 1  | 0  | 0  | 11  |
| at Chaminade*       | .33 | 6-11 | 0-1   | 3-4  | 8   | 1   | 1  | 1  | 1  | 2  | 15  |
| vs. Okla. St.*      | .30 | 2-8  | 0-1   | 3-3  | 4   | 1   | 4  | 2  | 4  | 2  | 7   |
| vs. Duke*           | .20 | 5-7  | 1-1   | 3-4  | 3   | 0   | 2  | 0  | 0  | 4  | 14  |
| UWM*                | .29 | 8-13 | 2-3   | 1-2  | 11  | 1   | 0  | 1  | 1  | 3  | 19  |
| at Wisconsin*       | .22 | 4-7  | 0-1   | 3-4  | 6   | 0   | 0  | 0  | 1  | 4  | 11  |
| Sacramento St.*     | .26 | 5-7  | 1-2   | 1-2  | 7   | 1   | 2  | 0  | 1  | 0  | 12  |
| IPFW*               | .27 | 5-8  | 0-1   | 4-6  | 8   | 2   | 1  | 1  | 0  | 2  | 14  |
| Coppin St.*         | .30 | 7-10 | 1-2   | 2-2  | 5   | 0   | 0  | 1  | 1  | 3  | 17  |
| Savannah St.*       | .19 | 4-10 | 0-0   | 4-4  | 8   | 0   | 3  | 2  | 2  | 1  | 12  |
| Providence*         | .26 | 5-10 | 3-4   | 4-4  | 6   | 1   | 4  | 0  | 2  | 3  | 17  |
| at WVU*             | .17 | 3-8  | 3-6   | 4-4  | 4   | 0   | 2  | 0  | 2  | 5  | 13  |
| Seton Hall*         | .21 | 2-6  | 1-2   | 2-2  | 6   | 0   | 1  | 1  | 0  | 1  | 7   |
| Notre Dame*         | .28 | 6-11 | 2-3   | 3-4  | 11  | 0   | 3  | 0  | 4  | 2  | 17  |
| at Louisville*      | .29 | 2-10 | 0-1   | 2-2  | 6   | 0   | 4  | 0  | 2  | 2  | 6   |
| at Connecticut*     | .22 | 5-9  | 2-4   | 2-3  | 3   | 0   | 1  | 0  | 1  | 5  | 14  |
| DePaul*             | .18 | 4-8  | 1-1   | 5-5  | 7   | 0   | 2  | 0  | 1  | 4  | 14  |
| USF*                | .30 | 7-13 | 1-2   | 8-9  | 8   | 1   | 3  | 1  | 0  | 3  | 23  |
| at Cincinnati*      | .30 | 6-12 | 2-3   | 5-7  | 5   | 1   | 2  | 0  | 0  | 3  | 19  |
| Louisville*         | .29 | 2-10 | 0-0   | 1-2  | 5   | 0   | 2  | 1  | 0  | 4  | 5   |
| at Notre Dame*      | .31 | 8-15 | 3-6   | 2-3  | 11  | 3   | 1  | 0  | 1  | 4  | 21  |
| at Seton Hall*      | .30 | 8-16 | 3-5   | 4-4  | 9   | 1   | 1  | 0  | 2  | 2  | 23  |
| Pittsburgh*         | .20 | 2-6  | 1-3   | 0-0  | 3   | 0   | 2  | 0  | 1  | 2  | 5   |
| at St. John's*      | .21 | 2-6  | 0-3   | 2-3  | 4   | 1   | 2  | 0  | 1  | 5  | 6   |
| Rutgers*            | .19 | 6-10 | 2-4   | 1-1  | 5   | 0   | 1  | 0  | 2  | 1  | 15  |
| at Villanova*       | .32 | 6-14 | 2-3   | 1-2  | 9   | 1   | 0  | 0  | 0  | 4  | 15  |
| Georgetown*         | .30 | 0-8  | 0-2   | 0-0  | 5   | 0   | 3  | 0  | 4  | 1  | 0   |
| Florida Gulf Coast* | .21 | 6-12 | 3-5   | 3-6  | 11  | 0   | 1  | 0  | 2  | 1  | 18  |
| at Syracuse*        | .18 | 2-7  | 2-4   | 1-2  | 4   | 1   | 5  | 0  | 0  | 4  | 7   |
| vs. Seton Hall*     | .26 | 5-13 | 0-3   | 5-6  | 10  | 1   | 1  | 0  | 0  | 2  | 15  |
| vs. Notre Dame*     | .26 | 4-7  | 0-2   | 7-11 | 7   | 1   | 3  | 1  | 1  | 3  | 15  |
| vs. Pittsburgh*     | .29 | 3-10 | 2-4   | 2-2  | 7   | 0   | 2  | 0  | 1  | 3  | 10  |
| vs. Kentucky*       | .35 | 7-11 | 2-4   | 0-0  | 7   | 0   | 0  | 0  | 1  | 3  | 16  |
| vs. Stanford*       | .25 | 2-8  | 1-3   | 0-1  | 6   | 1   | 1  | 0  | 0  | 4  | 5   |

#### 2006-07 Statistics

|                  | min | fg-a | 3fg-a | ft-a | reb | ast | to | bk | st | pf | pts |   |
|------------------|-----|------|-------|------|-----|-----|----|----|----|----|-----|---|
| Hillsdale        | .16 | 3-5  | 0-0   | 0-0  | 5   | 0   | 0  | 0  | 0  | 1  | 2   | 6 |
| Idaho St.        | .07 | 1-3  | 0-0   | 0-0  | 0   | 0   | 0  | 0  | 0  | 0  | 0   | 2 |
| Detroit          | .17 | 5-8  | 2-4   | 2-2  | 3   | 0   | 1  | 0  | 4  | 1  | 14  |   |
| Eastern Michigan | .14 | 5-12 | 2-4   | 1-2  | 8   | 1   | 1  | 2  | 1  | 0  | 13  |   |
| vs. Texas Tech   | .18 | 1-6  | 0-4   | 1-2  | 6   | 0   | 3  | 0  | 1  | 3  | 3   |   |
| vs. Duke         | .10 | 1-2  | 0-1   | 0-0  | 2   | 0   | 1  | 0  | 0  | 1  | 2   |   |
| at Valparaiso    | .15 | 4-7  | 0-1   | 0-1  | 1   |     |    |    |    |    |     |   |



## CAREER GAME-BY-GAME STATISTICS

### #33 BUTLER, Jimmy

#### 2009-10 Statistics

|                    | min | fg-a  | 3fg-a | ft-a  | reb | ast | to | bk | st | pf | pts |
|--------------------|-----|-------|-------|-------|-----|-----|----|----|----|----|-----|
| Centenary*         | 32  | 11-16 | 0-0   | 5-5   | 13  | 2   | 1  | 1  | 1  | 1  | 27  |
| UMES*              | 34  | 4-5   | 3-3   | 2-2   | 7   | 3   | 1  | 0  | 2  | 4  | 13  |
| Grambling*         | 27  | 4-5   | 1-2   | 6-7   | 2   | 3   | 0  | 0  | 2  | 1  | 15  |
| South Dakota*      | 24  | 5-11  | 1-2   | 2-4   | 5   | 2   | 0  | 2  | 2  | 1  | 13  |
| vs. Xavier*        | 31  | 4-5   | 0-0   | 7-10  | 6   | 1   | 1  | 4  | 2  | 4  | 15  |
| vs. Michigan*      | 35  | 5-9   | 0-0   | 7-8   | 9   | 2   | 2  | 0  | 2  | 2  | 17  |
| vs. Florida State* | 34  | 3-6   | 0-0   | 4-12  | 11  | 0   | 3  | 0  | 2  | 1  | 10  |
| NC State*          | 34  | 6-14  | 2-3   | 5-6   | 12  | 1   | 0  | 0  | 2  | 2  | 19  |
| Milwaukee*         | 29  | 6-6   | 0-0   | 7-9   | 5   | 2   | 1  | 2  | 2  | 0  | 19  |
| at Wisconsin*      | 27  | 2-6   | 0-0   | 4-5   | 4   | 0   | 2  | 0  | 0  | 5  | 8   |
| North Florida*     | 29  | 5-6   | 0-0   | 11-13 | 4   | 2   | 0  | 2  | 2  | 1  | 21  |
| Presbyterian*      | 28  | 5-8   | 0-1   | 6-7   | 8   | 5   | 0  | 0  | 2  | 0  | 16  |
| at West Virginia*  | 37  | 3-5   | 1-1   | 2-3   | 3   | 3   | 1  | 1  | 1  | 2  | 9   |
| Villanova*         | 39  | 5-12  | 1-3   | 8-9   | 7   | 2   | 1  | 0  | 0  | 3  | 19  |
| Georgetown*        | 38  | 2-7   | 1-2   | 4-4   | 6   | 4   | 2  | 1  | 0  | 2  | 9   |
| at Villanova*      | 35  | 2-4   | 0-0   | 10-10 | 4   | 1   | 2  | 1  | 0  | 3  | 14  |
| Providence*        | 27  | 6-7   | 0-0   | 2-4   | 5   | 4   | 2  | 1  | 1  | 2  | 14  |
| at DePaul*         | 37  | 2-4   | 0-0   | 4-6   | 1   | 1   | 1  | 0  | 2  | 0  | 8   |
| at Syracuse*       | 37  | 4-9   | 1-1   | 4-5   | 6   | 1   | 1  | 0  | 0  | 4  | 13  |
| Rutgers*           | 36  | 5-9   | 0-1   | 6-7   | 8   | 2   | 0  | 1  | 1  | 0  | 16  |
| at Connecticut*    | 37  | 6-12  | 0-1   | 9-12  | 7   | 0   | 0  | 1  | 0  | 3  | 21  |
| DePaul*            | 31  | 2-5   | 0-1   | 14-16 | 6   | 3   | 0  | 0  | 0  | 2  | 18  |
| at Providence*     | 37  | 8-12  | 1-1   | 2-2   | 7   | 1   | 2  | 0  | 1  | 2  | 19  |
| USF*               | 37  | 4-11  | 0-0   | 7-9   | 6   | 2   | 0  | 0  | 4  | 1  | 15  |
| Pittsburgh         |     |       |       |       |     |     |    |    |    |    |     |
| at Cincinnati      |     |       |       |       |     |     |    |    |    |    |     |
| at St. John's      |     |       |       |       |     |     |    |    |    |    |     |
| at Seton Hall      |     |       |       |       |     |     |    |    |    |    |     |
| Louisville         |     |       |       |       |     |     |    |    |    |    |     |
| Notre Dame         |     |       |       |       |     |     |    |    |    |    |     |

### #42 OTULE, Chris

#### 2009-10 Statistics

|                   | min | fg-a | 3fg-a | ft-a | reb | ast | to | bk | st | pf | pts |
|-------------------|-----|------|-------|------|-----|-----|----|----|----|----|-----|
| Centenary         | 6   | 0-1  | 0-0   | 0-2  | 1   | 0   | 2  | 1  | 0  | 2  | 0   |
| UMES              | 11  | 3-4  | 0-0   | 0-1  | 3   | 0   | 1  | 3  | 0  | 2  | 6   |
| Grambling*        | 8   | 2-3  | 0-0   | 1-3  | 2   | 0   | 0  | 1  | 0  | 1  | 2   |
| South Dakota      |     |      |       |      |     |     |    |    |    |    |     |
| vs. Xavier        |     |      |       |      |     |     |    |    |    |    |     |
| vs. Michigan      |     |      |       |      |     |     |    |    |    |    |     |
| vs. Florida State |     |      |       |      |     |     |    |    |    |    |     |
| NC State          |     |      |       |      |     |     |    |    |    |    |     |
| Milwaukee         |     |      |       |      |     |     |    |    |    |    |     |
| at Wisconsin      |     |      |       |      |     |     |    |    |    |    |     |
| North Florida     |     |      |       |      |     |     |    |    |    |    |     |
| Presbyterian      |     |      |       |      |     |     |    |    |    |    |     |
| at West Virginia  |     |      |       |      |     |     |    |    |    |    |     |
| Villanova         |     |      |       |      |     |     |    |    |    |    |     |
| Georgetown        |     |      |       |      |     |     |    |    |    |    |     |
| at Villanova      |     |      |       |      |     |     |    |    |    |    |     |
| Providence        |     |      |       |      |     |     |    |    |    |    |     |
| at DePaul         |     |      |       |      |     |     |    |    |    |    |     |
| at Syracuse       |     |      |       |      |     |     |    |    |    |    |     |
| Rutgers           |     |      |       |      |     |     |    |    |    |    |     |
| at Connecticut    |     |      |       |      |     |     |    |    |    |    |     |
| DePaul            |     |      |       |      |     |     |    |    |    |    |     |
| at Providence     |     |      |       |      |     |     |    |    |    |    |     |
| USF               |     |      |       |      |     |     |    |    |    |    |     |
| Pittsburgh        |     |      |       |      |     |     |    |    |    |    |     |
| at Cincinnati     |     |      |       |      |     |     |    |    |    |    |     |
| at St. John's     |     |      |       |      |     |     |    |    |    |    |     |
| at Seton Hall     |     |      |       |      |     |     |    |    |    |    |     |
| Louisville        |     |      |       |      |     |     |    |    |    |    |     |
| Notre Dame        |     |      |       |      |     |     |    |    |    |    |     |

#### 2008-09 Statistics

|                   | min | fg-a | 3fg-a | ft-a  | reb | ast | to | bk | st | pf | pts |
|-------------------|-----|------|-------|-------|-----|-----|----|----|----|----|-----|
| Houston Baptist   | 24  | 5-8  | 0-0   | 0-1   | 4   | 1   | 0  | 1  | 0  | 3  | 10  |
| Chicago State     | 15  | 2-4  | 0-1   | 2-2   | 2   | 1   | 1  | 0  | 0  | 3  | 6   |
| Milwaukee         | 7   | 0-0  | 0-0   | 0-0   | 1   | 0   | 1  | 0  | 0  | 0  | 0   |
| Texas Southern    | 21  | 1-2  | 0-0   | 4-4   | 4   | 1   | 0  | 1  | 0  | 1  | 6   |
| vs. Northern Iowa | 17  | 1-1  | 0-0   | 2-2   | 4   | 2   | 1  | 0  | 0  | 1  | 4   |
| vs. Dayton        | 9   | 0-1  | 0-0   | 0-0   | 1   | 0   | 1  | 0  | 0  | 4  | 0   |
| Central Michigan  | 16  | 1-1  | 0-0   | 5-6   | 1   | 0   | 1  | 2  | 1  | 1  | 7   |
| Wisconsin         | 7   | 0-0  | 0-0   | 0-0   | 1   | 0   | 0  | 0  | 0  | 0  | 0   |
| IPFW              | 18  | 1-1  | 0-0   | 0-1   | 2   | 1   | 0  | 0  | 1  | 2  | 2   |
| vs. Tennessee     | 21  | 0-0  | 0-0   | 2-5   | 5   | 1   | 2  | 0  | 0  | 4  | 2   |
| Western Carolina  | 28  | 2-7  | 0-0   | 3-4   | 6   | 3   | 1  | 0  | 1  | 1  | 7   |
| at N.C. State     | 11  | 0-4  | 0-0   | 1-2   | 1   | 0   | 0  | 0  | 0  | 1  | 1   |
| Presbyterian      | 16  | 3-4  | 0-0   | 2-2   | 2   | 0   | 0  | 0  | 0  | 0  | 8   |
| Villanova         | 15  | 0-4  | 0-0   | 0-0   | 7   | 1   | 1  | 0  | 0  | 2  | 0   |
| Cincinnati        | 23  | 0-3  | 0-0   | 2-2   | 4   | 1   | 0  | 0  | 0  | 2  | 2   |
| at Rutgers        | 16  | 3-7  | 0-1   | 3-5   | 1   | 0   | 2  | 1  | 1  | 2  | 9   |
| West Virginia     | 27  | 0-1  | 0-0   | 6-6   | 4   | 0   | 0  | 1  | 1  | 2  | 6   |
| at Providence     | 8   | 1-2  | 0-0   | 2-2   | 1   | 1   | 0  | 0  | 0  | 4  | 4   |
| DePaul            | 12  | 1-1  | 0-0   | 2-4   | 2   | 0   | 0  | 0  | 0  | 0  | 4   |
| at Notre Dame     | 7   | 0-0  | 0-0   | 0-0   | 2   | 0   | 0  | 0  | 0  | 0  | 0   |
| Georgetown        | 15  | 2-2  | 0-0   | 5-5   | 2   | 0   | 1  | 0  | 0  | 1  | 9   |
| at DePaul         | 23  | 2-2  | 0-0   | 3-7   | 6   | 1   | 1  | 2  | 0  | 0  | 7   |
| at USF            | 23  | 1-1  | 0-0   | 1-2   | 8   | 1   | 0  | 2  | 0  | 3  | 3   |
| at Villanova      | 17  | 0-1  | 0-0   | 5-7   | 3   | 0   | 1  | 0  | 2  | 5  | 5   |
| St. John's        | 22  | 3-3  | 0-0   | 2-2   | 4   | 0   | 1  | 1  | 0  | 2  | 8   |
| Seton Hall        | 24  | 4-6  | 0-0   | 0-0   | 7   | 0   | 0  | 0  | 1  | 2  | 8   |
| at Georgetown     | 24  | 3-4  | 0-0   | 2-2   | 5   | 1   | 0  | 1  | 0  | 3  | 8   |
| Connecticut       | 26  | 3-6  | 0-0   | 6-6   | 4   | 1   | 0  | 1  | 1  | 4  | 12  |
| at Louisville     | 26  | 2-5  | 0-0   | 2-2   | 10  | 0   | 1  | 2  | 0  | 1  | 6   |
| at Pittsburgh     | 20  | 0-1  | 0-0   | 1-2   | 1   | 0   | 0  | 0  | 0  | 4  | 1   |
| Syracuse          | 38  | 4-9  | 0-0   | 4-6   | 14  | 4   | 0  | 0  | 1  | 1  | 12  |
| vs. St. John's    | 26  | 4-4  | 0-0   | 3-3   | 9   | 3   | 1  | 0  | 0  | 1  | 11  |
| vs. Villanova     | 30  | 3-5  | 0-1   | 13-16 | 3   | 0   | 0  | 1  | 3  | 0  | 19  |
| vs. Utah State    | 25  | 1-1  | 0-0   | 0-0   | 4   | 1   | 0  | 0  | 2  | 5  | 2   |
| vs. Missouri      | 30  | 2-6  | 0-1   | 3-4   | 3   | 1   | 0  | 0  | 1  | 2  | 7   |

#### 2008-09 Statistics

|                   | min | fg-a | 3fg-a | ft-a | reb | ast | to | bk | st | pf | pts |
|-------------------|-----|------|-------|------|-----|-----|----|----|----|----|-----|
| Houston Baptist   |     |      |       |      |     |     |    |    |    |    |     |
| Chicago State     |     |      |       |      |     |     |    |    |    |    |     |
| Milwaukee         |     |      |       |      |     |     |    |    |    |    |     |
| Texas Southern    |     |      |       |      |     |     |    |    |    |    |     |
| vs. Northern Iowa |     |      |       |      |     |     |    |    |    |    |     |
| vs. Dayton        |     |      |       |      |     |     |    |    |    |    |     |
| Central Michigan  |     |      |       |      |     |     |    |    |    |    |     |
| Wisconsin         |     |      |       |      |     |     |    |    |    |    |     |
| IPFW              |     |      |       |      |     |     |    |    |    |    |     |
| vs. Tennessee     |     |      |       |      |     |     |    |    |    |    |     |
| Western Carolina  | 11  | 0-3  | 0-0   | 3-6  | 1   | 0   | 1  | 1  | 0  | 3  | 3   |
| at N.C. State     |     |      |       |      |     |     |    |    |    |    |     |
| Presbyterian      | 14  | 2-5  | 0-0   | 0-0  | 5   | 0   | 0  | 1  | 0  | 2  | 4   |
| Villanova         |     |      |       |      |     |     |    |    |    |    |     |
| Cincinnati        | 13  | 2-3  | 0-0   | 0-2  | 2   | 0   | 0  | 2  | 0  | 0  | 4   |
| at Rutgers        | 8   | 0-0  | 0-0   | 0-0  | 1   | 0   | 2  | 0  | 0  | 2  | 0   |
| West Virginia     |     |      |       |      |     |     |    |    |    |    |     |
| at Providence     |     |      |       |      |     |     |    |    |    |    |     |
| DePaul            | 1   | 0-0  | 0-0   | 0-0  | 0   | 0   | 1  | 0  | 0  | 1  | 0   |
| at Notre Dame     |     |      |       |      |     |     |    |    |    |    |     |
| Georgetown        |     |      |       |      |     |     |    |    |    |    |     |
| at DePaul         |     |      |       |      |     |     |    |    |    |    |     |
| at USF            |     |      |       |      |     |     |    |    |    |    |     |
| at Villanova      |     |      |       |      |     |     |    |    |    |    |     |
| St. John's        | 5   | 0-0  | 0-0   | 0-0  | 0   | 0   | 1  | 1  | 0  | 1  | 0   |
| Seton Hall        | 3   | 0-0  | 0-0   | 1-2  | 1   | 0   | 0  | 0  | 0  | 0  | 1   |
| at Georgetown     |     |      |       |      |     |     |    |    |    |    |     |
| Connecticut       |     |      |       |      |     |     |    |    |    |    |     |
| at Louisville     |     |      |       |      |     |     |    |    |    |    |     |
| at Pittsburgh     |     |      |       |      |     |     |    |    |    |    |     |
| Syracuse          | 2   | 0-0  | 0-0   | 0-0  | 0   | 0   | 1  | 0  | 0  | 0  | 0   |
| vs. St. John's    | 3   | 0-0  | 0-0   | 0-0  | 0   | 0   | 0  | 0  | 0  | 0  | 0   |
| vs. Villanova     |     |      |       |      |     |     |    |    |    |    |     |
| vs. Utah State    |     |      |       |      |     |     |    |    |    |    |     |
| vs. Missouri      |     |      |       |      |     |     |    |    |    |    |     |

\* - indicates player started the game



## CAREER GAME-BY-GAME STATISTICS

### #45 FROZENA, Robert

#### 2009-10 Statistics

|                   | min | fg-a | 3fg-a | ft-a | reb | ast | to | bk | st | pf | pts |
|-------------------|-----|------|-------|------|-----|-----|----|----|----|----|-----|
| Centenary         | 2   | 0-0  | 0-0   | 0-0  | 0   | 0   | 0  | 0  | 0  | 0  | 0   |
| UMES              | 2   | 0-0  | 0-0   | 0-0  | 1   | 0   | 0  | 0  | 0  | 1  | 0   |
| Grambling         | 3   | 1-1  | 0-0   | 1-3  | 0   | 0   | 0  | 0  | 0  | 0  | 3   |
| South Dakota      | 7   | 1-1  | 1-1   | 0-0  | 1   | 0   | 0  | 0  | 1  | 0  | 3   |
| vs. Xavier        |     |      |       | DNP  |     |     |    |    |    |    |     |
| vs. Michigan      |     |      |       | DNP  |     |     |    |    |    |    |     |
| vs. Florida State |     |      |       | DNP  |     |     |    |    |    |    |     |
| NC State          |     |      |       | DNP  |     |     |    |    |    |    |     |
| Milwaukee         |     |      |       | DNP  |     |     |    |    |    |    |     |
| at Wisconsin      |     |      |       | DNP  |     |     |    |    |    |    |     |
| North Florida     | 2   | 0-0  | 0-0   | 0-0  | 1   | 0   | 0  | 0  | 0  | 1  | 0   |
| Presbyterian      | 7   | 0-0  | 0-0   | 0-0  | 1   | 1   | 1  | 0  | 0  | 1  | 0   |
| at West Virginia  |     |      |       | DNP  |     |     |    |    |    |    |     |
| Villanova         |     |      |       | DNP  |     |     |    |    |    |    |     |
| Georgetown        |     |      |       | DNP  |     |     |    |    |    |    |     |
| at Villanova      |     |      |       | DNP  |     |     |    |    |    |    |     |
| Providence        | 3   | 0-2  | 0-0   | 0-0  | 0   | 0   | 1  | 0  | 0  | 0  | 0   |
| at DePaul         |     |      |       | DNP  |     |     |    |    |    |    |     |
| at Syracuse       |     |      |       | DNP  |     |     |    |    |    |    |     |
| Rutgers           | 2   | 0-0  | 0-0   | 0-0  | 0   | 0   | 0  | 0  | 0  | 0  | 0   |
| at Connecticut    |     |      |       | DNP  |     |     |    |    |    |    |     |
| DePaul            |     |      |       | DNP  |     |     |    |    |    |    |     |
| at Providence     |     |      |       | DNP  |     |     |    |    |    |    |     |
| USF               |     |      |       | DNP  |     |     |    |    |    |    |     |
| Pittsburgh        |     |      |       |      |     |     |    |    |    |    |     |
| at Cincinnati     |     |      |       |      |     |     |    |    |    |    |     |
| at St. John's     |     |      |       |      |     |     |    |    |    |    |     |
| at Seton Hall     |     |      |       |      |     |     |    |    |    |    |     |
| Louisville        |     |      |       |      |     |     |    |    |    |    |     |
| Notre Dame        |     |      |       |      |     |     |    |    |    |    |     |

#### 2008-09 Statistics

|                   | min | fg-a | 3fg-a | ft-a | reb | ast | to | bk | st | pf | pts |
|-------------------|-----|------|-------|------|-----|-----|----|----|----|----|-----|
| Houston Baptist   | 1   | 0-0  | 0-0   | 0-0  | 1   | 0   | 0  | 0  | 0  | 1  | 0   |
| Chicago State     |     |      |       | DNP  |     |     |    |    |    |    |     |
| Milwaukee         | 2   | 0-0  | 0-0   | 0-0  | 1   | 0   | 2  | 0  | 0  | 0  | 0   |
| Texas Southern    | 1   | 0-2  | 0-0   | 0-0  | 2   | 0   | 0  | 0  | 0  | 0  | 0   |
| vs. Northern Iowa | 5   | 0-1  | 0-0   | 0-0  | 2   | 0   | 0  | 0  | 0  | 0  | 0   |
| vs. Dayton        |     |      |       | DNP  |     |     |    |    |    |    |     |
| Central Michigan  | 1   | 0-0  | 0-0   | 2-2  | 0   | 0   | 0  | 0  | 0  | 1  | 2   |
| Wisconsin         |     |      |       | DNP  |     |     |    |    |    |    |     |
| IPFW              | 2   | 0-0  | 0-0   | 0-0  | 0   | 0   | 0  | 0  | 0  | 0  | 0   |
| vs. Tennessee     |     |      |       | DNP  |     |     |    |    |    |    |     |
| Western Carolina  | 1   | 0-0  | 0-0   | 0-0  | 0   | 0   | 0  | 0  | 0  | 0  | 0   |
| at N.C. State     |     |      |       | DNP  |     |     |    |    |    |    |     |
| Presbyterian      |     |      |       | DNP  |     |     |    |    |    |    |     |
| Villanova         |     |      |       | DNP  |     |     |    |    |    |    |     |
| Cincinnati        | 2   | 0-0  | 0-0   | 0-0  | 0   | 0   | 0  | 0  | 0  | 0  | 0   |
| at Rutgers        |     |      |       | DNP  |     |     |    |    |    |    |     |
| West Virginia     |     |      |       | DNP  |     |     |    |    |    |    |     |
| at Providence     |     |      |       | DNP  |     |     |    |    |    |    |     |
| DePaul            |     |      |       | DNP  |     |     |    |    |    |    |     |
| at Notre Dame     |     |      |       | DNP  |     |     |    |    |    |    |     |
| Georgetown        |     |      |       | DNP  |     |     |    |    |    |    |     |
| at DePaul         |     |      |       | DNP  |     |     |    |    |    |    |     |
| at USF            |     |      |       | DNP  |     |     |    |    |    |    |     |
| at Villanova      |     |      |       | DNP  |     |     |    |    |    |    |     |
| St. John's        | 2   | 0-0  | 0-0   | 0-2  | 1   | 0   | 1  | 0  | 0  | 1  | 0   |
| Seton Hall        | 1   | 1-1  | 0-0   | 0-0  | 0   | 0   | 0  | 0  | 0  | 0  | 2   |
| at Georgetown     |     |      |       | DNP  |     |     |    |    |    |    |     |
| Connecticut       |     |      |       | DNP  |     |     |    |    |    |    |     |
| at Louisville     |     |      |       | DNP  |     |     |    |    |    |    |     |
| at Pittsburgh     |     |      |       | DNP  |     |     |    |    |    |    |     |
| Syracuse          |     |      |       | DNP  |     |     |    |    |    |    |     |
| vs. St. John's    | 4   | 0-0  | 0-0   | 0-0  | 0   | 0   | 0  | 0  | 0  | 0  | 0   |
| vs. Villanova     |     |      |       | DNP  |     |     |    |    |    |    |     |
| vs. Utah State    |     |      |       | DNP  |     |     |    |    |    |    |     |
| vs. Missouri      |     |      |       | DNP  |     |     |    |    |    |    |     |

### # 55 MBAO, Youssoupha

#### 2009-10 Statistics

|                   | min | fg-a | 3fg-a | ft-a | reb | ast | to | bk | st | pf | pts |
|-------------------|-----|------|-------|------|-----|-----|----|----|----|----|-----|
| Centenary         |     |      |       | DNP  |     |     |    |    |    |    |     |
| UMES              |     |      |       | DNP  |     |     |    |    |    |    |     |
| Grambling         | 6   | 0-0  | 0-0   | 1-2  | 0   | 1   | 0  | 1  | 0  | 1  | 1   |
| South Dakota      | 12  | 0-1  | 0-0   | 0-0  | 1   | 2   | 1  | 0  | 0  | 4  | 0   |
| vs. Xavier        |     |      |       | DNP  |     |     |    |    |    |    |     |
| vs. Michigan      |     |      |       | DNP  |     |     |    |    |    |    |     |
| vs. Florida State | 1   | 0-0  | 0-0   | 0-0  | 0   | 0   | 0  | 0  | 0  | 0  | 0   |
| NC State          |     |      |       | DNP  |     |     |    |    |    |    |     |
| Milwaukee         | 4   | 0-0  | 0-0   | 0-0  | 1   | 0   | 0  | 0  | 0  | 1  | 0   |
| at Wisconsin      | 5   | 0-0  | 0-0   | 0-0  | 0   | 0   | 0  | 1  | 0  | 0  | 0   |
| North Florida     | 8   | 0-0  | 0-0   | 0-0  | 2   | 0   | 0  | 1  | 0  | 4  | 0   |
| Presbyterian      | 15  | 0-0  | 0-0   | 0-0  | 1   | 1   | 0  | 1  | 1  | 1  | 0   |
| at West Virginia  | 3   | 0-0  | 0-0   | 0-0  | 0   | 0   | 0  | 0  | 0  | 1  | 0   |
| Villanova         |     |      |       | DNP  |     |     |    |    |    |    |     |
| Georgetown        | 4   | 0-0  | 0-0   | 0-0  | 1   | 0   | 0  | 1  | 0  | 1  | 0   |
| at Villanova      |     |      |       | DNP  |     |     |    |    |    |    |     |
| Providence        | 3   | 0-0  | 0-0   | 0-0  | 1   | 0   | 1  | 0  | 0  | 0  | 0   |
| at DePaul         |     |      |       | DNP  |     |     |    |    |    |    |     |
| at Syracuse       |     |      |       | DNP  |     |     |    |    |    |    |     |
| Rutgers           |     |      |       | DNP  |     |     |    |    |    |    |     |
| at Connecticut    |     |      |       | DNP  |     |     |    |    |    |    |     |
| DePaul            |     |      |       | DNP  |     |     |    |    |    |    |     |
| at Providence     |     |      |       | DNP  |     |     |    |    |    |    |     |
| USF               |     |      |       | DNP  |     |     |    |    |    |    |     |
| Pittsburgh        |     |      |       |      |     |     |    |    |    |    |     |
| at Cincinnati     |     |      |       |      |     |     |    |    |    |    |     |
| at St. John's     |     |      |       |      |     |     |    |    |    |    |     |
| at Seton Hall     |     |      |       |      |     |     |    |    |    |    |     |
| Louisville        |     |      |       |      |     |     |    |    |    |    |     |
| Notre Dame        |     |      |       |      |     |     |    |    |    |    |     |

#### 2007-08 Statistics

|                    | min | fg-a | 3fg-a | ft-a | reb | ast | to | bk | st | pf | pts |
|--------------------|-----|------|-------|------|-----|-----|----|----|----|----|-----|
| IUPUI              |     |      |       | DNP  |     |     |    |    |    |    |     |
| Utah Valley        |     |      |       | DNP  |     |     |    |    |    |    |     |
| at Chaminade       |     |      |       | DNP  |     |     |    |    |    |    |     |
| vs. Okla. St.      |     |      |       | DNP  |     |     |    |    |    |    |     |
| vs. Duke           |     |      |       | DNP  |     |     |    |    |    |    |     |
| UWM                |     |      |       | DNP  |     |     |    |    |    |    |     |
| at Wisconsin       |     |      |       | DNP  |     |     |    |    |    |    |     |
| Sacramento St.     | 1   | 0-0  | 0-0   | 1-2  | 0   | 0   | 0  | 0  | 0  | 0  | 1   |
| IPFW               | 1   | 0-0  | 0-0   | 0-0  | 0   | 0   | 0  | 0  | 0  | 0  | 0   |
| Coppin St.         | 2   | 0-0  | 0-0   | 0-0  | 0   | 0   | 0  | 0  | 1  | 0  | 0   |
| Savannah St.       | 1   | 0-0  | 0-0   | 2-2  | 1   | 0   | 0  | 0  | 0  | 0  | 2   |
| Providence         | 2   | 0-0  | 0-0   | 0-0  | 0   | 1   | 0  | 0  | 0  | 0  | 0   |
| at WVU             |     |      |       | DNP  |     |     |    |    |    |    |     |
| Seton Hall         |     |      |       | DNP  |     |     |    |    |    |    |     |
| Notre Dame         |     |      |       | DNP  |     |     |    |    |    |    |     |
| at Louisville      |     |      |       | DNP  |     |     |    |    |    |    |     |
| at Connecticut     |     |      |       | DNP  |     |     |    |    |    |    |     |
| DePaul             |     |      |       | DNP  |     |     |    |    |    |    |     |
| USF                |     |      |       | DNP  |     |     |    |    |    |    |     |
| at Cincinnati      |     |      |       | DNP  |     |     |    |    |    |    |     |
| Louisville         |     |      |       | DNP  |     |     |    |    |    |    |     |
| at Notre Dame      |     |      |       | DNP  |     |     |    |    |    |    |     |
| at Seton Hall      |     |      |       | DNP  |     |     |    |    |    |    |     |
| Pittsburgh         | 1   | 0-0  | 0-0   | 0-0  | 0   | 0   | 0  | 0  | 0  | 0  | 0   |
| at St. John's      |     |      |       | DNP  |     |     |    |    |    |    |     |
| Rutgers            |     |      |       | DNP  |     |     |    |    |    |    |     |
| at Villanova       |     |      |       | DNP  |     |     |    |    |    |    |     |
| Georgetown         |     |      |       | DNP  |     |     |    |    |    |    |     |
| Florida Gulf Coast | 1   | 0-0  | 0-0   | 0-0  | 1   | 0   | 0  | 0  | 0  | 0  | 0   |
| at Syracuse        |     |      |       | DNP  |     |     |    |    |    |    |     |
| vs. Seton Hall     |     |      |       | DNP  |     |     |    |    |    |    |     |
| vs. Notre Dame     |     |      |       | DNP  |     |     |    |    |    |    |     |
| vs. Pittsburgh     |     |      |       | DNP  |     |     |    |    |    |    |     |
| vs. Kentucky       |     |      |       | DNP  |     |     |    |    |    |    |     |
| vs. Stanford       |     |      |       | DNP  |     |     |    |    |    |    |     |

\* - indicates player started the game



**THE STAT CREW SYSTEM**  
**Marquette Combined Team Statistics (as of Feb 13, 2010)**  
**All games**



| <b>RECORD:</b> | <b>OVERALL</b> | <b>HOME</b> | <b>AWAY</b> | <b>NEUTRAL</b> |
|----------------|----------------|-------------|-------------|----------------|
| ALL GAMES      | 16-8           | 12-2        | 2-5         | 2-1            |
| CONFERENCE     | 7-5            | 5-1         | 2-4         | 0-0            |
| NON-CONFERENCE | 9-3            | 7-1         | 0-1         | 2-1            |

| #              | Player           | gp-gs | min  | avg  | Total    |      | 3-Point |       | F-Throw |      | Rebounds |     |     |      | pf  | dq | a   | to  | blk | stl | pts  | avg  |
|----------------|------------------|-------|------|------|----------|------|---------|-------|---------|------|----------|-----|-----|------|-----|----|-----|-----|-----|-----|------|------|
|                |                  |       |      |      | fg-fga   | fg%  | 3fg-fga | 3fg%  | ft-fa   | ft%  | off      | def | tot | avg  |     |    |     |     |     |     |      |      |
| 32             | HAYWARD, Lazar   | 24-24 | 745  | 31.0 | 163-373  | .437 | 43-122  | .352  | 77-94   | .819 | 60       | 134 | 194 | 8.1  | 78  | 2  | 37  | 47  | 11  | 42  | 446  | 18.6 |
| 33             | BUTLER, Jimmy    | 24-24 | 792  | 33.0 | 109-194  | .562 | 12-22   | .545  | 138-175 | .789 | 63       | 95  | 158 | 6.6  | 46  | 1  | 47  | 23  | 17  | 31  | 368  | 15.3 |
| 01             | JOHNSON-ODOM, Da | 24-12 | 647  | 27.0 | 101-221  | .457 | 54-109  | .495  | 42-67   | .627 | 5        | 47  | 52  | 2.2  | 56  | 3  | 56  | 45  | 5   | 21  | 298  | 12.4 |
| 02             | ACKER, Maurice   | 24-11 | 630  | 26.3 | 72-156   | .462 | 35-70   | .500  | 23-32   | .719 | 5        | 31  | 36  | 1.5  | 55  | 0  | 85  | 28  | 1   | 34  | 202  | 8.4  |
| 23             | BUYCKS, Dwight   | 24-11 | 641  | 26.7 | 67-161   | .416 | 15-51   | .294  | 33-44   | .750 | 27       | 62  | 89  | 3.7  | 48  | 1  | 64  | 46  | 1   | 28  | 182  | 7.6  |
| 10             | CUBILLAN, David  | 24-24 | 706  | 29.4 | 55-116   | .474 | 32-77   | .416  | 10-13   | .769 | 6        | 30  | 36  | 1.5  | 34  | 0  | 70  | 23  | 0   | 15  | 152  | 6.3  |
| 25             | MAYMON, Jeronne  | 9-0   | 147  | 16.3 | 13-27    | .481 | 0-0     | .000  | 10-18   | .556 | 15       | 23  | 38  | 4.2  | 24  | 0  | 5   | 10  | 1   | 3   | 36   | 4.0  |
| 42             | OTULE, Chris     | 3-1   | 25   | 8.3  | 5-8      | .625 | 0-0     | .000  | 1-6     | .167 | 5        | 1   | 6   | 2.0  | 5   | 0  | 0   | 3   | 5   | 0   | 11   | 3.7  |
| 21             | FULCE, Joseph    | 24-13 | 267  | 11.1 | 33-69    | .478 | 2-4     | .500  | 12-15   | .800 | 29       | 48  | 77  | 3.2  | 41  | 0  | 9   | 11  | 9   | 14  | 80   | 3.3  |
| 12             | WILLIAMS, Erik   | 14-0  | 93   | 6.6  | 8-22     | .364 | 0-1     | .000  | 6-12    | .500 | 11       | 14  | 25  | 1.8  | 17  | 0  | 3   | 4   | 1   | 2   | 22   | 1.6  |
| 05             | CADOUGAN, Junior | 3-0   | 19   | 6.3  | 0-5      | .000 | 0-2     | .000  | 3-4     | .750 | 1        | 2   | 3   | 1.0  | 2   | 0  | 2   | 1   | 0   | 0   | 3    | 1.0  |
| 45             | FROZENA, Robert  | 8-0   | 28   | 3.5  | 2-4      | .500 | 1-1     | 1.000 | 1-3     | .333 | 1        | 3   | 4   | 0.5  | 3   | 0  | 1   | 2   | 0   | 1   | 6    | 0.8  |
| 55             | MBAO, Youssoupha | 10-0  | 60   | 6.0  | 0-1      | .000 | 0-0     | .000  | 1-2     | .500 | 3        | 4   | 7   | 0.7  | 13  | 0  | 4   | 2   | 5   | 1   | 1    | 0.1  |
| Team           |                  |       |      |      |          |      |         |       |         |      | 39       | 30  | 69  |      | 2   |    | 6   |     |     |     |      |      |
| Total.....     |                  | 24    | 4800 |      | 628-1357 | .463 | 194-459 | .423  | 357-485 | .736 | 270      | 524 | 794 | 33.1 | 424 | 7  | 383 | 251 | 56  | 192 | 1807 | 75.3 |
| Opponents..... |                  | 24    | 4800 |      | 567-1290 | .440 | 112-366 | .306  | 272-401 | .678 | 251      | 518 | 769 | 32.0 | 417 | -  | 313 | 358 | 88  | 143 | 1518 | 63.2 |

| <b>TEAM STATISTICS</b> | <b>MU</b> | <b>OPP</b> | <b>Date</b> | <b>Opponent</b>      | <b>Score</b> | <b>Att.</b> |
|------------------------|-----------|------------|-------------|----------------------|--------------|-------------|
| SCORING                | 1807      | 1518       | 11/13/09    | CENTENARY            | w 85-62      | 14093       |
| Points per game        | 75.3      | 63.2       | 11/17/09    | MD. EASTERN SHORE    | w 86-60      | 13511       |
| Scoring margin         | +12.0     | -          | 11/21/09    | GRAMBLING STATE      | w 87-41      | 13716       |
| FIELD GOALS-ATT        | 628-1357  | 567-1290   | 11/24/09    | SOUTH DAKOTA         | w 93-68      | 13731       |
| Field goal pct         | .463      | .440       | 11/26/09    | vs Xavier            | w 71-61      | 2853        |
| 3 POINT FG-ATT         | 194-459   | 112-366    | 11/27/09    | vs 15/15 Michigan    | w 79-65      | 3660        |
| 3-point FG pct         | .423      | .306       | 11/29/09    | vs Florida State     | L 56-57      | 2225        |
| 3-pt FG made per game  | 8.1       | 4.7        | 12/5/09     | NC STATE             | L 73-77      | 15803       |
| FREE THROWS-ATT        | 357-485   | 272-401    | 12/8/09     | MILWAUKEE            | w 71-51      | 14244       |
| Free throw pct         | .736      | .678       | 12/12/09    | at 20/23 Wisconsin   | L 63-72      | 17230       |
| F-Throws made per game | 14.9      | 11.3       | 12/19/09    | NORTH FLORIDA        | w 78-51      | 14117       |
| REBOUNDS               | 794       | 769        | 12/27/09    | PRESBYTERIAN         | w 102-62     | 14321       |
| Rebounds per game      | 33.1      | 32.0       | * 12/29/09  | at 6/6 West Virginia | L 62-63      | 12872       |
| Rebounding margin      | +1.0      | -          | * 1/2/10    | 8/8 VILLANOVA        | L 72-74      | 18093       |
| ASSISTS                | 383       | 313        | * 1/6/10    | 12/12 GEORGETOWN     | w 62-59      | 15984       |
| Assists per game       | 16.0      | 13.0       | * 01/09/10  | at 8/8 Villanova     | L 76-78      | 6500        |
| TURNOVERS              | 251       | 358        | * 1/17/10   | PROVIDENCE           | w 93-63      | 16154       |
| Turnovers per game     | 10.5      | 14.9       | * 01-20-10  | at DePaul            | L 50-51      | 10115       |
| Turnover margin        | +4.5      | -          | * 1/23/10   | at Syracuse          | L 71-76      | 29011       |
| Assist/turnover ratio  | 1.5       | 0.9        | * 1/26/10   | RUTGERS              | w 82-59      | 16793       |
| STEALS                 | 192       | 143        | * 01/30/10  | at 19/19 UConn       | w 70-68      | 14338       |
| Steals per game        | 8.0       | 6.0        | * 2/3/10    | DEPAUL               | w 80-69      | 15151       |
| BLOCKS                 | 56        | 88         | * 2/6/10    | at Providence        | w 82-79      | 12061       |
| Blocks per game        | 2.3       | 3.7        | * 2/13/10   | USF                  | w 63-52      | 18064       |
| ATTENDANCE             | 213775    | 110865     |             |                      |              |             |
| Home games-Avg/Game    | 14-15270  | 7-14590    |             |                      |              |             |
| Neutral site-Avg/Game  | -         | 3-2913     |             |                      |              |             |

\* - Conference game

| <b>Score by Periods</b> | <b>1st</b> | <b>2nd</b> | <b>Totals</b> |
|-------------------------|------------|------------|---------------|
| Marquette               | 866        | 941        | 1807          |
| Opponents               | 688        | 830        | 1518          |



**THE STAT CREW SYSTEM**  
**Marquette Combined Team Statistics (as of Feb 13, 2010)**  
**Conference games**



| <b>RECORD:</b> | <b>OVERALL</b> | <b>HOME</b> | <b>AWAY</b> | <b>NEUTRAL</b> |
|----------------|----------------|-------------|-------------|----------------|
| ALL GAMES      | 7-5            | 5-1         | 2-4         | 0-0            |
| CONFERENCE     | 7-5            | 5-1         | 2-4         | 0-0            |
| NON-CONFERENCE | 0-0            | 0-0         | 0-0         | 0-0            |

| #              | Player           | gp-gs | min  | avg  | Total   |      | 3-Point |       | F-Throw |      | Rebounds |     |     |      | pf  | dq | a   | to  | blk | stl | pts | avg  |
|----------------|------------------|-------|------|------|---------|------|---------|-------|---------|------|----------|-----|-----|------|-----|----|-----|-----|-----|-----|-----|------|
|                |                  |       |      |      | fg-fga  | fg%  | 3fg-fga | 3fg%  | ft-fa   | ft%  | off      | def | tot | avg  |     |    |     |     |     |     |     |      |
| 32             | HAYWARD, Lazar   | 12-12 | 413  | 34.4 | 78-180  | .433 | 29-68   | .426  | 37-44   | .841 | 34       | 76  | 110 | 9.2  | 42  | 2  | 19  | 22  | 7   | 25  | 222 | 18.5 |
| 33             | BUTLER, Jimmy    | 12-12 | 428  | 35.7 | 49-97   | .505 | 5-11    | .455  | 72-87   | .828 | 27       | 45  | 72  | 6.0  | 24  | 0  | 24  | 12  | 6   | 10  | 175 | 14.6 |
| 01             | JOHNSON-ODOM, Da | 12-7  | 343  | 28.6 | 52-125  | .416 | 26-61   | .426  | 24-44   | .545 | 5        | 21  | 26  | 2.2  | 28  | 1  | 31  | 24  | 5   | 11  | 154 | 12.8 |
| 02             | ACKER, Maurice   | 12-8  | 350  | 29.2 | 37-77   | .481 | 21-36   | .583  | 5-8     | .625 | 3        | 15  | 18  | 1.5  | 29  | 0  | 46  | 10  | 0   | 12  | 100 | 8.3  |
| 23             | BUYCKS, Dwight   | 12-4  | 315  | 26.3 | 34-81   | .420 | 8-28    | .286  | 19-25   | .760 | 11       | 26  | 37  | 3.1  | 25  | 0  | 26  | 17  | 1   | 12  | 95  | 7.9  |
| 10             | CUBILLAN, David  | 12-12 | 373  | 31.1 | 29-62   | .468 | 17-41   | .415  | 3-4     | .750 | 4        | 9   | 13  | 1.1  | 18  | 0  | 34  | 11  | 0   | 4   | 78  | 6.5  |
| 21             | FULCE, Joseph    | 12-5  | 110  | 9.2  | 13-29   | .448 | 2-2     | 1.000 | 7-8     | .875 | 13       | 16  | 29  | 2.4  | 24  | 0  | 1   | 5   | 2   | 7   | 35  | 2.9  |
| 05             | CADOUGAN, Junior | 3-0   | 19   | 6.3  | 0-5     | .000 | 0-2     | .000  | 3-4     | .750 | 1        | 2   | 3   | 1.0  | 2   | 0  | 2   | 1   | 0   | 0   | 3   | 1.0  |
| 12             | WILLIAMS, Erik   | 8-0   | 34   | 4.3  | 0-5     | .000 | 0-0     | .000  | 1-5     | .200 | 3        | 6   | 9   | 1.1  | 5   | 0  | 1   | 0   | 0   | 1   | 1   | 0.1  |
| 45             | FROZENA, Robert  | 2-0   | 5    | 2.5  | 0-2     | .000 | 0-0     | .000  | 0-0     | .000 | 0        | 0   | 0   | 0.0  | 0   | 0  | 0   | 1   | 0   | 0   | 0   | 0.0  |
| 55             | MBAO, Youssoupha | 3-0   | 10   | 3.3  | 0-0     | .000 | 0-0     | .000  | 0-0     | .000 | 1        | 1   | 2   | 0.7  | 2   | 0  | 0   | 1   | 1   | 0   | 0   | 0.0  |
| Team           |                  |       |      |      |         |      |         |       |         |      | 21       | 20  | 41  |      | 2   |    | 5   |     |     |     |     |      |
| Total.....     |                  | 12    | 2400 |      | 292-663 | .440 | 108-249 | .434  | 171-229 | .747 | 123      | 237 | 360 | 30.0 | 201 | 3  | 184 | 109 | 22  | 82  | 863 | 71.9 |
| Opponents..... |                  | 12    | 2400 |      | 304-660 | .461 | 52-175  | .297  | 131-187 | .701 | 138      | 274 | 412 | 34.3 | 201 | -  | 169 | 165 | 51  | 63  | 791 | 65.9 |

| <b>TEAM STATISTICS</b> | <b>MU</b> | <b>OPP</b> | <b>Date</b> | <b>Opponent</b>      | <b>Score</b> | <b>Att.</b> |
|------------------------|-----------|------------|-------------|----------------------|--------------|-------------|
| SCORING                | 863       | 791        | * 12/29/09  | at 6/6 West Virginia | L 62-63      | 12872       |
| Points per game        | 71.9      | 65.9       | * 1/2/10    | 8/8 VILLANOVA        | L 72-74      | 18093       |
| Scoring margin         | +6.0      | -          | * 1/6/10    | 12/12 GEORGETOWN     | w 62-59      | 15984       |
| FIELD GOALS-ATT        | 292-663   | 304-660    | * 01/09/10  | at 8/8 Villanova     | L 76-78      | 6500        |
| Field goal pct         | .440      | .461       | * 1/17/10   | PROVIDENCE           | w 93-63      | 16154       |
| 3 POINT FG-ATT         | 108-249   | 52-175     | * 01-20-10  | at DePaul            | L 50-51      | 10115       |
| 3-point FG pct         | .434      | .297       | * 1/23/10   | at Syracuse          | L 71-76      | 29011       |
| 3-pt FG made per game  | 9.0       | 4.3        | * 1/26/10   | RUTGERS              | w 82-59      | 16793       |
| FREE THROWS-ATT        | 171-229   | 131-187    | * 01/30/10  | at 19/19 UConn       | w 70-68      | 14338       |
| Free throw pct         | .747      | .701       | * 2/3/10    | DEPAUL               | w 80-69      | 15151       |
| F-Throws made per game | 14.3      | 10.9       | * 2/6/10    | at Providence        | w 82-79      | 12061       |
| REBOUNDS               | 360       | 412        | * 2/13/10   | USF                  | w 63-52      | 18064       |
| Rebounds per game      | 30.0      | 34.3       |             |                      |              |             |
| Rebounding margin      | -4.3      | -          |             |                      |              |             |
| ASSISTS                | 184       | 169        |             |                      |              |             |
| Assists per game       | 15.3      | 14.1       |             |                      |              |             |
| TURNOVERS              | 109       | 165        |             |                      |              |             |
| Turnovers per game     | 9.1       | 13.8       |             |                      |              |             |
| Turnover margin        | +4.7      | -          |             |                      |              |             |
| Assist/turnover ratio  | 1.7       | 1.0        |             |                      |              |             |
| STEALS                 | 82        | 63         |             |                      |              |             |
| Steals per game        | 6.8       | 5.3        |             |                      |              |             |
| BLOCKS                 | 22        | 51         |             |                      |              |             |
| Blocks per game        | 1.8       | 4.3        |             |                      |              |             |
| ATTENDANCE             | 100239    | 84897      |             |                      |              |             |
| Home games-Avg/Game    | 6-16706   | 6-14150    |             |                      |              |             |
| Neutral site-Avg/Game  | -         | 0-0        |             |                      |              |             |

| <b>Score by Periods</b> | <b>1st</b> | <b>2nd</b> | <b>Totals</b> |
|-------------------------|------------|------------|---------------|
| Marquette               | 410        | 453        | 863           |
| Opponents               | 354        | 437        | 791           |



**THE STAT CREW SYSTEM**  
**Marquette Combined Team Statistics (as of Feb 15, 2010)**  
**WINNING STREAK**



| <b>RECORD:</b> | <b>OVERALL</b> | <b>HOME</b> | <b>AWAY</b> | <b>NEUTRAL</b> |
|----------------|----------------|-------------|-------------|----------------|
| ALL GAMES      | 5-0            | 3-0         | 2-0         | 0-0            |
| CONFERENCE     | 5-0            | 3-0         | 2-0         | 0-0            |
| NON-CONFERENCE | 0-0            | 0-0         | 0-0         | 0-0            |

| #              | Player           | gp-gs | min  | avg  | Total   |      | 3-Point |       | F-Throw |       | Rebounds |     |     |      | pf | dq | a  | to | blk | stl | pts | avg  |
|----------------|------------------|-------|------|------|---------|------|---------|-------|---------|-------|----------|-----|-----|------|----|----|----|----|-----|-----|-----|------|
|                |                  |       |      |      | fg-fga  | fg%  | 3fg-fga | 3fg%  | ft-fta  | ft%   | off      | def | tot | avg  |    |    |    |    |     |     |     |      |
| 32             | HAYWARD, Lazar   | 5-5   | 164  | 32.8 | 34-78   | .436 | 13-27   | .481  | 16-20   | .800  | 19       | 33  | 52  | 10.4 | 17 | 1  | 8  | 9  | 6   | 12  | 97  | 19.4 |
| 33             | BUTLER, Jimmy    | 5-5   | 178  | 35.6 | 25-49   | .510 | 1-4     | .250  | 38-46   | .826  | 15       | 19  | 34  | 6.8  | 8  | 0  | 8  | 2  | 2   | 6   | 89  | 17.8 |
| 01             | JOHNSON-ODOM, Da | 5-5   | 154  | 30.8 | 23-51   | .451 | 11-25   | .440  | 10-18   | .556  | 2        | 7   | 9   | 1.8  | 12 | 0  | 10 | 10 | 3   | 4   | 67  | 13.4 |
| 02             | ACKER, Maurice   | 5-5   | 168  | 33.6 | 15-38   | .395 | 7-18    | .389  | 2-3     | .667  | 1        | 7   | 8   | 1.6  | 11 | 0  | 24 | 3  | 0   | 6   | 39  | 7.8  |
| 10             | CUBILLAN, David  | 5-5   | 169  | 33.8 | 14-31   | .452 | 7-20    | .350  | 3-3     | 1.000 | 0        | 5   | 5   | 1.0  | 9  | 0  | 17 | 4  | 0   | 2   | 38  | 7.6  |
| 23             | BUYCKS, Dwight   | 5-0   | 97   | 19.4 | 10-25   | .400 | 1-6     | .167  | 10-14   | .714  | 6        | 10  | 16  | 3.2  | 11 | 0  | 6  | 7  | 1   | 4   | 31  | 6.2  |
| 21             | FULCE, Joseph    | 5-0   | 38   | 7.6  | 5-9     | .556 | 1-1     | 1.000 | 2-2     | 1.000 | 5        | 6   | 11  | 2.2  | 11 | 0  | 0  | 3  | 1   | 2   | 13  | 2.6  |
| 05             | CADOUGAN, Junior | 2-0   | 11   | 5.5  | 0-3     | .000 | 0-1     | .000  | 3-4     | .750  | 0        | 1   | 1   | 0.5  | 0  | 0  | 0  | 0  | 0   | 0   | 3   | 1.5  |
| 45             | FROZENA, Robert  | 1-0   | 2    | 2.0  | 0-0     | .000 | 0-0     | .000  | 0-0     | .000  | 0        | 0   | 0   | 0.0  | 0  | 0  | 0  | 0  | 0   | 0   | 0   | 0.0  |
| 12             | WILLIAMS, Erik   | 4-0   | 19   | 4.8  | 0-3     | .000 | 0-0     | .000  | 0-3     | .000  | 2        | 4   | 6   | 1.5  | 3  | 0  | 0  | 0  | 0   | 0   | 0   | 0.0  |
| Team           |                  |       |      |      |         |      |         |       |         |       | 9        | 8   | 17  |      | 1  |    | 4  |    |     |     |     |      |
| Total.....     |                  | 5     | 1000 |      | 126-287 | .439 | 41-102  | .402  | 84-113  | .743  | 59       | 100 | 159 | 31.8 | 83 | 1  | 73 | 42 | 13  | 36  | 377 | 75.4 |
| Opponents..... |                  | 5     | 1000 |      | 125-295 | .424 | 22-83   | .265  | 55-82   | .671  | 76       | 115 | 191 | 38.2 | 90 | -  | 66 | 71 | 23  | 23  | 327 | 65.4 |

| <b>TEAM STATISTICS</b> | <b>MU</b> | <b>OPP</b> | <b>Date</b>         | <b>Opponent</b> | <b>Score</b> | <b>Att.</b> |
|------------------------|-----------|------------|---------------------|-----------------|--------------|-------------|
| SCORING                | 377       | 327        | * 1/26/10           | RUTGERS         | w 82-59      | 16793       |
| Points per game        | 75.4      | 65.4       | * 01/30/10          | at 19/19 UConn  | w 70-68      | 14338       |
| Scoring margin         | +10.0     | -          | * 2/3/10            | DEPAUL          | w 80-69      | 15151       |
| FIELD GOALS-ATT        | 126-287   | 125-295    | * 2/6/10            | at Providence   | w 82-79      | 12061       |
| Field goal pct         | .439      | .424       | * 2/13/10           | USF             | w 63-52      | 18064       |
| 3 POINT FG-ATT         | 41-102    | 22-83      | * - Conference game |                 |              |             |
| 3-point FG pct         | .402      | .265       |                     |                 |              |             |
| 3-pt FG made per game  | 8.2       | 4.4        |                     |                 |              |             |
| FREE THROWS-ATT        | 84-113    | 55-82      |                     |                 |              |             |
| Free throw pct         | .743      | .671       |                     |                 |              |             |
| F-Throws made per game | 16.8      | 11.0       |                     |                 |              |             |
| REBOUNDS               | 159       | 191        |                     |                 |              |             |
| Rebounds per game      | 31.8      | 38.2       |                     |                 |              |             |
| Rebounding margin      | -6.4      | -          |                     |                 |              |             |
| ASSISTS                | 73        | 66         |                     |                 |              |             |
| Assists per game       | 14.6      | 13.2       |                     |                 |              |             |
| TURNOVERS              | 42        | 71         |                     |                 |              |             |
| Turnovers per game     | 8.4       | 14.2       |                     |                 |              |             |
| Turnover margin        | +5.8      | -          |                     |                 |              |             |
| Assist/turnover ratio  | 1.7       | 0.9        |                     |                 |              |             |
| STEALS                 | 36        | 23         |                     |                 |              |             |
| Steals per game        | 7.2       | 4.6        |                     |                 |              |             |
| BLOCKS                 | 13        | 23         |                     |                 |              |             |
| Blocks per game        | 2.6       | 4.6        |                     |                 |              |             |
| ATTENDANCE             | 50008     | 26399      |                     |                 |              |             |
| Home games-Avg/Game    | 3-16669   | 2-13200    |                     |                 |              |             |
| Neutral site-Avg/Game  | -         | 0-0        |                     |                 |              |             |

| <b>Score by Periods</b> | <b>1st</b> | <b>2nd</b> | <b>Totals</b> |
|-------------------------|------------|------------|---------------|
| Marquette               | 177        | 200        | 377           |
| Opponents               | 136        | 191        | 327           |