



MARQUETTE

BASKETBALL

The No. 16/17 Marquette University men's basketball team continues its season-opening four-game homestand Monday night at 7 p.m. with non-conference action against Chicago State in the Bradley Center. The matchup with the Cougars marks the first of four in the 2008 Chicago Invitational, which includes a pair of home games for the Golden Eagles. MU will also host Texas Southern (Nov. 25) before heading to the Sears Centre in Hoffman Estates, Ill., for a pair of games (Nov. 28-29). Each of the eight teams in the field will play Thanksgiving weekend in a round-robin format.



Golden Eagles Closing In On Benchmark Victory

Friday night's season opening victory over Houston Baptist leaves Marquette just two wins short of 1,400 all-time in program history.

The Golden Eagles are currently 1,398-868 (.617) since the 1916-17 campaign and are in their 92nd year of competition.

When MU collects its third victory in 2008-09, the team will become the 50th in NCAA history to reach the 1,400-win plateau. Marquette is 33rd among all NCAA programs in winning percentage.

DATE: November 17, 2008
TIP-OFF: 7 p.m. CT
LOCATION: Bradley Center - Milwaukee, Wis.
TELEVISION: BIG EAST Network (Time Warner Cable Sports 32) will broadcast Monday's broadcast with Eric Collins (play-by-play) and Dickey Simpkins (analyst) calling the action.
RADIO: ESPN Radio 540 AM is the flagship station for the Marquette Radio Network. Steve "The Homer" True (play-by-play) and Jim McIlvaine (analyst) will call the action all season long.
MU'S LAST TIME OUT: The Golden Eagles opened the season with a 95-64 win over Houston Baptist. Senior Wesley Matthews posted career bests with 27 points and eight assists, he also had five rebounds and five steals.
CSU'S LAST TIME OUT: The Cougars downed St. Xavier 112-83 in their season opener. Guard David Holston scored 32 points, knocking down nine 3-pointers in the win.
SERIES HISTORY: MU leads 5-0.
LAST MEETING: MU 102, CSU 49 (Nov. 18, 2001)
MU CONTACT INFO: Scott Kuykendall handles all of the media relations duties for the Marquette men's basketball program and can be reached at 414.288.4794 [w]/414.807.3490 [c] or scott.kuykendall@marquette.edu.
WEB SITE: GoMarquette.com
CSU CONTACT INFO: Corey Miggins handles the media relations duties for CSU and can be reached at 77.995-2217 or cmiggins@csu.edu.
WEB SITE: gocsucougars.com

2008-09 Game Notes

Marquette Golden Eagles
 (1-0, 0-0 BIG EAST)

vs. 

Chicago St. Cougars
 (1-0)

MU SCOREBOARD

DATE	OPONENT	RESULT/TIME
Nov. 14	Houston Baptist 	W, 95-64
Nov. 17	Chicago State 	7 p.m.
Nov. 22	Milwaukee 	7:30 p.m.
Nov. 25	Texas Southern 	7 p.m.
Chicago Invitational		
Nov. 28	vs. Northern Iowa 	7:30 p.m.
Nov. 29	vs. Dayton 	7 p.m.
Dec. 2	Central Michigan 	7 p.m.
Dec. 6	Wisconsin 	8:30 p.m.
Dec. 13	IPFW 	1 p.m.
BIG EAST/SEC Invitational		
Dec. 16	vs. Tennessee 	8:30 p.m.
Dec. 19	Western Carolina 	7:30 p.m.
Dec. 22	at North Carolina St. 	6 p.m.
Dec. 28	Presbyterian	1 p.m.
Jan. 1	Villanova # 	1:30 p.m.
Jan. 4	Cincinnati # 	1 p.m.
Jan. 7	at Rutgers # 	6:30 p.m.
Jan. 10	West Virginia # 	11 a.m.
Jan. 17	at Providence # 	8 p.m.
Jan. 24	DePaul # 	1 p.m.
Jan. 26	at Notre Dame # 	6 p.m.
Jan. 31	Georgetown # 	1 p.m.
Feb. 3	at DePaul # 	8 p.m.
Feb. 6	at USF # 	6 p.m.
Feb. 10	at Villanova # 	6:30 p.m.
Feb. 14	St. John's # 	8 p.m.
Feb. 17	Seton Hall # 	7 p.m.
Feb. 21	at Georgetown # 	1 p.m.
Feb. 25	Connecticut # 	6 p.m.
Mar. 1	at Louisville # 	11 a.m.
Mar. 4	at Pittsburgh # 	6:30 p.m.
Mar. 7	Syracuse # 	1 p.m.
BIG EAST Championship		
Mar. 10-14	vs. TBA (Madison Square Garden)	

- indicates BIG EAST Conference game
 All game times CT subject to change.

in front of the

"It was an emotional day. I tried to manage my emotions better today by doing things I don't usually do because I have to concentrate on them. I went to the cleaners, I loaded the dishwasher and did things I typically don't on a daily basis."



-- head coach Buzz Williams on his first game at MU



MEDIA SERVICES

ASST. AD/MBB SID: . . . Scott Kuykendall
Email: . . . scott.kuykendall@marquette.edu
Work Phone: 414-288-4794
Cell Phone: 414-807-3490
ASST. DIRECTOR: Luke LeNoble
Email: lucas.lenoble@marquette.edu
Work Phone: 414-288-6980
Cell Phone: 414-313-2238
Website: GoMarquette.com
Fax: 414-288-6519

CREDENTIALS

Credential requests are now available online by visiting <http://www.sportssystem.com/Marquette/>.

Requests will be confirmed or denied via email and may be picked up at the Al McGuire Center or at the arena control entrance of the Bradley Center on game day (beginning two hours before tip).

Please contact Scott Kuykendall with any questions.

PARKING

Parking is not available to home and visiting members of the media. There are several parking structures available within walking distance of the Bradley Center.

INTERVIEW POLICY

Please contact Scott Kuykendall to arrange an interview with Marquette head coach Buzz Williams, a member of the coaching staff or a player.

MU players will not disclose their home phone numbers or their cellular phone numbers so please do not request that information. Players have been asked to politely decline interviews that have not been cleared with the MU Media Relations Office. All telephone interviews will take place from either the Media Relations Office or the Men's Basketball Office. Player interviews will not be conducted on gamedays until standard post-game procedures occur.

Marquette practices are generally closed to the media. Please contact Kuykendall if you wish to attend practice. MU practices are scheduled from 3 p.m. to 6 p.m. on weekdays but are subject to change, so please contact Kuykendall in advance.

MU Continues Season-Opening Success

Marquette opens play in the Chicago Invitational Monday night against Chicago State, hoping to continue its recent success in regular-season tournaments.

The Golden Eagles are 12-1 overall since 2004-05 in those events, including a trio of championships at the BCA Classic, Great Alaska Shootout and CBE Classic.

MU advanced to the title matchup of the EA Sports/Maui Invitational last season, but was edged by Duke, 77-73.

Monday's action is the first of four in the 2008 event, which also includes Mercer, Texas Southern, Bethune Cookman, Auburn, Dayton and Northern Iowa.

TOURNEY SUCCESS

2004-05	BCA Classic	
	vs. W. Carolina	W, 75-64
	vs. Illinois St.	W, 60-32
	vs. Air Force	W, 69-65
2005-06	Great Alaska Shootout	
	vs. E. Washington	W, 83-73
	vs. Oral Roberts	W, 73-70
	vs. South Carolina	W, 92-89
OT		
2006-07	CBE Classic	
OT	vs. Idaho St.	W, 59-56
	vs. Detroit	W, 87-45
	vs. Texas Tech	W, 87-72
	vs. Duke	W, 73-62
2007-08	EA Sports Maui Invite	
	vs. Chaminade	W, 74-63
	vs. Oklahoma St.	W, 91-61
	vs. Duke	L, 77-73

Matthews' Career Effort An Opening-Night Theme

Senior guard Wesley Matthews did everything but sell popcorn Friday night in the season-opening win over Houston Baptist.

The Madison, Wis., native led all scorers with a personal-high 27 points and also dished out eight assists, also a career best. In 31 minutes of action, Matthews shot 7-of-11 from the field and 11-of-12 from the charity stripe. He also found time to chip in five steals and five rebounds.

Matthews' point total allowed him to jump from 37th on the program's all-time scoring list to the 33rd position with 1,059 points.

Of the 10 Golden Eagles to see action against the Huskies, six players either matched or surpassed career highs in at least one category.

Hayward Doubles Up To Start The Year

Junior forward Lazar Hayward opened his third season with the Golden Eagles with his sixth career double-double.

The Buffalo, N.Y., native finished the season opener against Houston Baptist with 19 points and 12 rebounds. He shot 8-of-12 from the field and five of his career-high boards came at the offensive end.

Hayward's last double-double came with a 15-point, 10-carom effort versus Seton Hall (March 12) in the team's opening game of the BIG EAST Conference Championship.

Butler Lone Newcomer To Make MU Debut

With sophomore Joe Fulce (knee) and freshman Chris Otule (foot) out for an extended period of time with injuries, sophomore Jimmy Butler was the lone newcomer to see game action in the season opener.

The transfer from Tyler JC in Texas did not disappoint, finishing with 10 points and four rebounds in 24 minutes of action. He shot 5-of-8 from the line and also had an assist and a block.

Fulce, Otule Forced To Watch As 2008-09 Begins

Forward Joe Fulce and freshman Chris Otule, both expected to be significant contributors this season, are currently out with injuries. Fulce is sidelined with an injury to his right kneecap (stress reaction) and Otule's left foot (fracture) is ailing after being injured in practice. Each player is hopeful to return in December.



INJURY REPORT

Player (Injury)	Status
Fulce (knee)	Out
Otule (foot)	Out

STAT COMPARISON

	MU	CSU
Overall Record:	1-0	1-0
Scoring Offense:	95.0	112.0
Scoring Defense:	64.0	83.0
3-PT FG Percentage:	22.7	46.4
FT Percentage:	73.3	77.8

INDIVIDUAL LEADERS

SCORING

MU	CSU
Matthews . . . 27.0	Holston32.0
McNeal 20.0	Montgomery . .23.0

REBOUNDING

MU	CSU
Hayward . . . 12.0	Montgomery . .12.0
Matthews . . . 5.0	Watson7.0

FIELD GOAL PERCENTAGE

MU	CSU
Hayward . . .66.7	Montgomery .1.000
Matthews . . .63.6	Walton80.0

FREE THROW PERCENTAGE

MU	CSU
McNeal . . .1.000	Montgomery .1.000
Matthews . . .91.7	Kasamba75.0

CAREER GAMES PLAYED

	Career Games	Career Starts	Consec. Games	Consec. Starts
Acker	36	1	36	--
Burke	89	18	69	1
Butler	1	--	1	--
Cubillan	68	1	25	--
Frozena	8	--	--	1
Fulce	--	--	--	--
Hayward	69	49	69	33
Hazel	15	--	--	11
James	100	99	100	14
Matthews	92	82	78	68
McNeal	95	95	35	35
Otule	--	--	--	--

PROBABLE STARTERS

Marquette

NAME	POS.	PPG.	RPG.	APG.	FG%	FT%
Dominic James	G	5.0	2.0	5.0	.400	.500
Jerel McNeal	G	20.0	4.0	5.0	.412	1.000
Wesley Matthews	G	27.0	5.0	8.0	.636	.917
Lazar Hayward	F	19.0	12.0	5.0	.667	1.000
Dwight Burke	F	0.0	2.0	0.0	.000	.000

Chicago State

NAME	POS.	PPG.	RPG.	APG.	FG%	FT%
Mike Wilson	G	4.0	2.0	3.0	.250	1.000
David Holston	G	32.0	1.0	7.0	.588	1.000
John Cantrell	G	15.0	6.0	2.0	.461	.429
Carl Montgomery	F	23.0	12.0	0.0	1.000	1.000
Tawrence Walton	F	10.0	7.0	1.0	.800	.500

MU Continues Season-Opening Success

Marquette has enjoyed a tremendous amount of success on opening night and continued that trend with the win over Houston Baptist.

The Golden Eagles are 77-15 all-time in campaign lidlifters, including Friday's 95-64 decision over HBU. MU owns an eight-game winning streak in season openers and has claimed nine of its last 10 overall.

The Golden Eagles had an impressive streak of 29 years in which it started 1-0, dating from 1960-61 to 1988-89. The squad has claimed 17 of its last 18 season openers.

James, McNeal Named To Preseason Wooden Award List

Dominic James and Jerel McNeal have both been tabbed preseason candidates for the 2008-09 John R. Wooden Award, Wooden Award Chairman Richard "Duke" Llewellyn announced Friday.

The list is composed of 50 student-athletes based on a preseason poll. Marquette's senior guard duo is one of seven to feature more than one nominee from a single University.

In mid-January, the Wooden Award Committee will release the Midseason Top 30 list, followed in March by the National Ballot, consisting of approximately 20 top players who have proven to their universities that they are also making progress toward graduation and maintaining a cumulative 2.0 GPA. The Wooden Award All-American Team will be announced the week of the "Elite Eight" round during the NCAA Tournament.

McNeal was a Preseason First Team All-BIG EAST selection this year and James was named to the honorable mention squad.

STATISTICAL COMPARISON

Team	G	FG	FGA	PCT	3PT	3PA	PCT	FT	FTA	PCT	REB	AVG	PF-DQ	A	TO	BS	ST	PTS	AVG
Chicago St.	1	39	73	.534	13	28	.464	21	27	.778	42	42.0	24-2	20	16	4	16	112	112.0
Marquette	1	34	66	.515	5	22	.227	22	30	.733	41	41.0	22-1	23	13	2	13	95	95.0



MARQUETTE IN THE BIG EAST STATS

final 2007-08 statistics

Team

SCORING OFFENSE:	.5th (75.9)
SCORING DEFENSE:	.4th (64.8)
FT PERCENTAGE:	.5th (70.6)
FG PERCENTAGE:	.9th (44.6)
ASSISTS:	.9th (14.71)
STEALS:	.2nd (9.29)
BLOCKED SHOTS:	.9th (3.77)
FG PCT. DEFENSE:	.5th (41.6)
OFFENSIVE REBOUNDS:	.4th (13.54)
DEFENSIVE REBOUNDS:	.11th (23.23)
3-PT FG'S MADE:	.8th (246)

Individual

SCORING

Jerel McNeal	.13th (14.9 ppg.)
Dominic James	.22nd (12.9 ppg.)
Lazar Hayward	.23rd (12.8 ppg.)

FREE THROW PERCENTAGE

Wesley Matthews	.7th (.790)
Lazar Hayward	.11th (.773)

REBOUNDING

Lazar Hayward	.17th (6.5 rpg.)
---------------	------------------

STEALS

Jerel McNeal	.2nd (2.17 spg.)
Dominic James	.5th (1.77 spg.)

ASSISTS

Dominic James	.8th (4.40 apg.)
Jerel McNeal	.14th (3.54 apg.)

ASSIST-TO-TURNOVER RATIO

Dominic James	.6th (2.05)
---------------	-------------

2008-09 MARQUETTE ROSTER

NO.	NAME	POS.	HT.	WT.	CL.	HOMETOWN
1	Dominic James	G	5-11	185	Sr.	Richmond, Ind.
<i>Preseason Honorable Mention All-BIG EAST selection</i>						
2	Maurice Acker	G	5-8	165	Jr.	Hazel Crest, Ill.
<i>Chipped in four points and career-high five rebounds vs. Houston Baptist</i>						
4	Patrick Hazel	F	6-7	220	So.	Queens, N.Y.
<i>Posted career bests in nearly every category in the season opener</i>						
10	David Cubillan	G	6-0	175	Jr.	Maracaibo, Venezuela
<i>Third on the team in 3-pointers made (39) last season</i>						
12	Dwight Burke	F	6-8	250	Sr.	Brooklyn, N.Y.
<i>Started 17 of the team's 35 games in 2007-08; one of four seniors</i>						
21	Joseph Fulce	F	6-7	205	So.	Plano, Texas
<i>Transfer from Tyler Junior College; currently sidelined with knee injury</i>						
22	Jerel McNeal	G	6-3	200	Sr.	Chicago, Ill.
<i>Preseason First Team All-BIG EAST selection</i>						
23	Wesley Matthews	G	6-5	215	Sr.	Madison, Wis.
<i>Posted career bests with 27 points and eight assists versus HBU</i>						
32	Lazar Hayward	F	6-6	225	Jr.	Buffalo, N.Y.
<i>Opened year with sixth career double-double (19 points, 12 rebounds)</i>						
33	Jimmy Butler	G/F	6-6	215	So.	Tomball, Texas
<i>Finished with 10 points and four rebounds in his collegiate debut</i>						
42	Chris Otule	C	6-10	245	Fr.	Richmond, Texas
<i>Lone true freshman on the roster; currently out with foot injury</i>						
45	Robert Frozena *	G	6-1	165	So.	Sherwood, Wis.
<i>Walk-on who saw action in seven games in 2007-08</i>						
55	Liam McMorrow #	C	7-0	260	So.	Toronto, Ontario
<i>Will redshirt in 2008-09 after transferring from Durham College</i>						

* = walk-on # = will redshirt in 2008-09 due to NCAA transfer rules

Head Coach: Buzz Williams (Oklahoma City, 1994)

Assistant Coaches: Tony Benford (Texas Tech, 1992), Aki Collins (Clark Atlanta, 1997)
Dale Layer (Eckerd, 1980)

Dir. of Basketball Operations: Scott Monarch (Mississippi Valley St., 1986).

Coor. of Basketball Operations: Brad Autry (NW Oklahoma St., 1991)

Basketball Technology Assistant: Jake Nelp (Colorado St., 2001)

Golden Eagles Collect Nationally Ranked Recruiting Class

The Marquette University men's basketball program has compiled a consensus top-25 recruiting class for the 2009-10 season, first-year head coach Buzz Williams announced Wednesday evening.

Marquette's five-member class includes three student-athletes ranked among the nation's top-100 players and another who has been tabbed a preseason junior college All-America honoree.

Williams and his staff have assembled a group that consists of: **DWIGHT BUYCKS** (Milwaukee, Wis./Indian Hills CC), **JUNIOR CADOUGAN** (Toronto, Ont./Christian Life Center Academy), **JERONNE MAYMON** (Madison, Wis./Memorial HS), **BRETT ROSEBORO** (Quakertown, Pa./Quakertown HS) and **ERIK WILLIAMS** (Houston, Texas/Cypress Springs HS).

MU's first recruiting class under Williams is currently ranked second in the nation by both Hoopmasters.com and HoopScoopOnline.com. The group is No. 5 on ESPN.com's list, 13th on PrepStars.com, rated 14th overall by Rivals.com and owns the 15th position on Scout.com's top-25 ranking.

Marquette Hoping For 30-Trend

Marquette's senior class of Dwight Burke, Dominic James, Wesley Matthews and Jerel McNeal are hoping to pace the Golden Eagles to their fourth-straight NCAA Tournament appearance, an accomplishment the program hasn't recorded in nearly 30 years.

marks! FOR SUCCESS

<i>when James, Matthews & McNeal</i>	all reach double figures in game21-5
<i>when McNeal</i>	grabs five-or-more rebounds44-6
<i>when McNeal & Matthews</i>	each grab four-or-more rebounds35-8
<i>when McNeal & Matthews</i>	combine for 10-or-more rebounds31-7
<i>when James</i>	dishes out five-or-more assists38-15



Associated Press Top 25

1. North Carolina (72) 0-0	1,800
2. Connecticut 0-0	1,661
3. Louisville 0-0	1,638
4. UCLA 0-0	1,487
5. Pittsburgh 0-0	1,319
6. Michigan State 0-0	1,311
7. Texas 0-0	1,259
8. Duke 0-0	1,250
9. Notre Dame 0-0	1,243
10. Gonzaga 0-0	1,162
11. Purdue 0-0	1,099
12. Oklahoma 0-0	987
13. Memphis 0-0	977
14. Tennessee 0-0	920
15. Arizona State 0-0	645
16. Marquette 0-0	592
17. Miami (FL) 0-0	570
18. USC 0-0	414
19. Florida 0-0	403
20. Davidson 0-0	347
21. Wake Forest 0-0	312
22. Georgetown 0-0	311
23. Villanova 0-0	256
24. Kansas 0-0	233
25. Wisconsin 0-0	196

Others Receiving Votes

Xavier 154, UNLV 143, Baylor 128, Saint Mary's 112, Syracuse 83, Kentucky 75, Ohio State 64, LSU 31, Texas A&M 30, Washington 19, West Virginia 17, Virginia Tech 16, Brigham Young 16, Alabama 16, Siena 13, Washington State 11, Vanderbilt 11, Clemson 11, Arizona 11, Temple 10, Virginia Commonwealth 8, Creighton 7, Butler 7, New Mexico 3, Cleveland State 2, UAB 2, Stanford 2, San Diego 1, American University 1, Cal State Northridge 1, Saint Joseph's 1, Drake 1, Miami (OH) 1.

ESPN/USA Today Top 25

1. North Carolina (31) 0-0	775
2. Connecticut 0-0	707
3. Louisville 0-0	694
4. UCLA 0-0	650
5. Duke 0-0	578
6. Pittsburgh 0-0	576
7. Michigan State 0-0	572
8. Texas 0-0	538
9. Notre Dame 0-0	525
10. Purdue 0-0	465
11. Gonzaga 0-0	437
12. Memphis 0-0	425
13. Tennessee 0-0	408
14. Oklahoma 0-0	387
15. Arizona State 0-0	304
16. Miami (FL) 0-0	233
17. Marquette 0-0	219
18. Georgetown 0-0	175
19. Florida 0-0	161
20. Davidson 0-0	158
21. USC 0-0	153
21. Wisconsin 0-0	153
23. Kansas 0-0	130
24. Wake Forest 0-0	129
25. Villanova 0-0	122

Others Receiving Votes

UNLV 60, Saint Mary's 59, Ohio State 54, Baylor 47, Xavier 27, Syracuse 23, Texas A&M 19, LSU 19, Arizona 18, Virginia Tech 15, Brigham Young 13, West Virginia 10, Washington 8, Siena 8, Kentucky 7, Vanderbilt 7, Oklahoma State 4, Clemson 2, Washington State 1.

HOW MARQUETTE'S OPPONENTS HAVE FARED

OPPONENT (DATE)	W	L	LAST GAME	NEXT GAME
Houston Baptist (11/14)	0	1	L, 95-64 @ Marquette	11/16 @ MTSU
Chicago St. (11/17)	1	0	W, 112-83 vs. St. Xavier	11/17 vs. Marquette
Milwaukee (11/22)	2	0	W, 81-75 vs. UC-Davis	11/16 @ Iowa St.
Texas Southern (11/25)	0	1	L, 69-63 @ UTEP	11/18 @ Cincinnati
Northern Iowa (11/28)	1	0	W, 61-56 vs. Denver	11/19 @ UIC
Dayton (11/29)	0	0		11/16 vs. Wofford
Central Michigan (12/2)	1	0	W, 55-53 @ Princeton	11/17 vs. Missouri St.
Wisconsin (12/6)	0	0		11/16 vs. LBSU
IPFW (12/13)	0	1	L, 71-43 @ Xavier	11/19 vs. MSU
Tennessee (12/16)	1	0	W, 114-75 vs. UT-Chatt.	11/18 vs. UT-Martin
Western Carolina (12/19)	0	1	L, 81-55 @ UConn	11/20 vs. Toccoa Falls
North Carolina St. (12/22)	1	0	W, 65-59 @ New Orleans	11/22 vs. High Point
Presbyterian (12/28)	0	2	L, 76-57 vs. Houston	11/21 @ Georgia
Villanova (1/1, 2/10)	1	0	W, 78-60 vs. Albany	11/17 vs. Fordham
Cincinnati (1/4)	0	0		11/16 vs. S. Dakota
Rutgers (1/7)	1	0	W, 63-61 vs. Marist	11/16 vs. Delaware
West Virginia (1/10)	1	0	W, 92-47 vs. Elon	11/20 vs. Longwood
Providence (1/17)	0	1	L, 70-66 vs. Northeastern	11/18 vs. Dartmouth
DePaul (1/24, 2/3)	0	0		11/17 vs. Albany
Notre Dame (1/26)	0	0		11/16 vs. USC-Upstate
Georgetown (1/31, 2/21)	0	0		11/17 vs. Jacksonville
USF (2/6)	1	0	W, 60-46 vs. SMU	11/19 @ Virginia
St. John's (2/14)	1	0	W, 73-63 vs. LIU	11/17 vs. Cornell
Seton Hall (2/17)	1	0	W, 88-61 vs. St. Francis	11/16 vs. Columbia
Connecticut (2/25)	1	0	W, 81-55 vs. W. Carolina	11/17 vs. Hartford
Louisville (3/1)	0	0		11/22 vs. Morehead St.
Pittsburgh (3/4)	1	0	W, 86-63 vs. Fair.-Dick.	11/17 vs. Miami
Syracuse (3/7)	0	0		11/16 vs. LeMoyne

MU's 1980 NCAA participation capped a run of 10-straight seasons in the "Big Dance," highlighted by the 1977 National Championship. Of Marquette's 26 all-time NCAA appearances, 15 occurred prior to 1981.

Golden Eagles To Play In SEC/BIG EAST Invite

The 2008 SEC/BIG EAST Invitational, an ERT owned and operated event that features four games over two nights, will be played Dec. 16 at Nashville's Sommet Center and Dec. 18 at Cincinnati's U.S. Bank Arena and will be televised by ESPN and ESPN2. The annual event matches four teams from the BIG EAST Conference against four teams from the Southeastern Conference.

Tennessee, Vanderbilt, Ole Miss and Mississippi State will represent the SEC, while Marquette, Louisville, Cincinnati and USF will represent the BIG EAST.

On Dec. 16 in Nashville, Vanderbilt will face USF while Marquette squares off with Tennessee. On Dec. 18 in Cincinnati, Mississippi State will face Cincinnati and Ole Miss will play Louisville.

Trio Of Guards To Leave Lasting Impression At MU

In 2007-08, Marquette was one of just two schools in the nation to feature three underclassmen with 1,000 career points and each of those individuals return for their senior campaigns.



The "Inside Marquette Basketball with Buzz Williams" television program is on Time Warner Cable Sports 32 this season, debuting Nov. 11. The Show will air on Tuesdays at 5 p.m. and 10:30 p.m.

The 30-minute program is hosted by Dennis Krause and features behind-the-scenes access to the Marquette men's basketball program.

"The Marquette Basketball Hour with Buzz Williams" radio program airs from 6-7 p.m. CT Monday nights on ESPN Radio 540 AM.



Steve "The Homer" True, the voice of the Golden Eagles, hosts the hour-long broadcast from The Annex and 540 ESPN's studio. Head coach Buzz Williams, players, members of the coaching staff and special guests are featured.

Survey Says...

The 13 members of the squad were asked to take part in another vote during the Presidential campaign, answering various questions about their fellow teammates. Listed below are the top answers in each category (total votes).

- Who is the fastest player?
Dominic James (12)
- Who is the fastest player with the ball?
Maurice Acker (10)
- Who has the best looking shot?
Lazar Hayward (5)
- Who is the best shooter?
Lazar Hayward (5)
- Who calls the most fouls in open gym?
Jerel McNeal (6)
- Who fouls the most in open gym?
Chris Otule (4)
- Who is the best dancer?
Jimmy Butler (5)
- Who do you want to take the game-winning shot?
Jerel McNeal (6)
- Who is the funniest teammate?
Joe Fulce (8)
- Who is the strongest?
Lazar Hayward (10)

Guard Dominic James is currently 15th all-time at Marquette with 1,436 points while Jerel McNeal owns 20th (1,312) and Wesley Matthews is in the 33rd position (1,059).

James has the best shot at eclipsing George Thompson's 40-year-old record of 1,773 points, which he posted from 1965-66 to 1968-69. The Richmond, Ind., native would have to average approximately 11 points per game in 2008-09 to have a shot at the mark.

James, Matthews and McNeal have combined for 287 appearances in three seasons, second most of any trio in the BIG EAST Conference.

Junior forward Lazar Hayward has 692 career points in his possession and would also need to contribute nearly 11 points per outing if he wanted to become the fourth member of the 1,000-point club on the roster.

Marquette and North Dakota State are the only two programs to return three 1,000-point scorers in 2008-09.

Marquette's "Big 3"	
Games Played	287
Games Started	276
Points	3,755
Rebounds	1,213
Assists	991
Steals	504
Percentage of Offense	50.1%
<i>includes 2005-06 to 2007-08 seasons</i>	

Marquette Finished Among Nation's Best In Steals

MU finished second in the BIG EAST and 10th in the nation in steals per game (9.3) and opened 2008-09 with a 13-theft effort against Houston Baptist.

The 17-steal effort against Notre Dame on Jan. 12 matched a season high and MU reached double figures 13 times in 2007-08. Junior Jerel McNeal, the 2006-07 BIG EAST Defensive Player of the Year, was second in the league with 2.2 steals per game (30th in the nation) and classmate Dominic James was fifth (1.8 spg.).

2008-09 will mark MU's second season wearing exclusive Converse uniforms. Listed below is the team's record broken down by color.

White (Home)	12-2
Blue (Away)	8-6
Gold (Alternate)	5-1
Baby Blue (Alternate)	1-1
TOTAL	26-10



Marquette's Relationship With Converse Easy To See

The 2008-09 campaign will be Marquette's second as the flagship collegiate program of Converse.

Developed by former Golden Eagle standout and current Miami Heat star Dwyane Wade, the shoe and clothing line distinguishes Marquette from every other program in the NCAA's.

For the next five seasons, Converse will outfit the Golden Eagles with game, practice and off-court apparel including jerseys, performance shorts, warm-ups, sweat suits, shooting shirts and t-shirts that feature both the Converse star and WADE logos.



ALL-TIME CAREER LEADERS

Games Played

1.	127	Ousmane Barro	2004-08
2.	126	Steve Novak	2002-06
	126	Joe Chapman	2002-06
	126	Scott Merritt	2000-04
5.	125	Roney Eford	1992-96
6.	123	Tony Miller	1991-95
7.	122	Aaron Hutchins	1994-98
	122	Faisal Abraham	1993-97
	122	Anthony Pieper	1993-97
	122	Mandy Johnson	1981-85
11.	120	Travis Diener	2001-05
	120	Cordell Henry	1998-02
	120	Tom Copa	1983-87
	120	Marc Marotta	1980-84
15.	119	Robb Logterman	1990-94
	119	Michael Wilson	1978-82
	119	Bo Ellis	1973-77

Points

1.	1773	George Thompson	1966-69
2.	1735	Butch Lee	1974-78
3.	1691	Travis Diener	2001-05
4.	1690	Brian Wardle	1997-01
5.	1688	Tony Smith	1986-90
6.	1663	Bo Ellis	1973-77
7.	1647	Damon Key	1990-94
8.	1637	Dean Meminger	1968-71
9.	1571	Trevor Powell	1987-91
10.	1567	Steve Novak	2002-06

Scoring Average

1.	20.4	George Thompson	1966-69
2.	19.7	Dwyane Wade	2001-03
3.	19.0	Jim Chones	1970-72
4.	18.8	Dean Meminger	1968-71
5.	18.6	Don Kojis	1958-61
6.	18.6	Mike Moran	1956-59
7.	18.3	Bob Wolf	1964-67
8.	17.0	Terry Rand	1953-56
9.	16.4	Tom Flynn	1963-66
10.	16.2	Ron Glaser	1960-63

Field Goals Made

1.	674	Bo Ellis	1973-77
2.	666	Butch Lee	1974-78
3.	656	George Thompson	1966-69
4.	627	Damon Key	1990-94
5.	615	Tony Smith	1987-90
6.	603	Don Kojis	1958-61
7.	572	Dean Meminger	1968-71
8.	571	Brian Wardle	1997-01
9.	543	Earl Tatum	1972-76
10.	543	Bob Wolf	1964-67

Field Goals Attempted

1.	1430	Brian Wardle	1997-01
2.	1403	Butch Lee	1974-78
3.	1400	Don Kojis	1958-61
4.	1383	Bo Ellis	1973-77
5.	1350	George Thompson	1966-69
6.	1272	Tom Flynn	1963-66
7.	1253	Dominic James	2005-08
8.	1252	Roney Eford	1992-96
9.	1234	Dean Meminger	1968-71
10.	1231	Trevor Powell	1987-91

Field Goal Percentage (min. 450 FGA)

1.	58.8%	Ric Cobb	1968-70
2.	58.1%	Ousmane Barro	2005-08
3.	55.2%	Jim McIlvaine	1990-94
4.	54.8%	Jerome Whitehead	1975-78
5.	54.7%	Jim Chones	1970-72
6.	54.5%	Amal McCaskill	1991-92, 93-96
7.	53.4%	Tyrone Baldwin	1988-90
8.	53.1%	Ron Curry	1990-93
9.	52.1%	Trevor Powell	1987-91
10.	52.0%	Tony Smith	1986-71

3-Point Field Goals Made

1.	354	Steve Novak	2002-06
2.	284	Travis Diener	2001-05
3.	244	Robb Logterman	1990-94
4.	221	Aaron Hutchins	1994-98
5.	216	Mark Anglavar	1987-91
6.	211	Anthony Pieper	1993-97
7.	197	Brian Wardle	1997-01
8.	178	Tony Miller	1991-95
9.	169	John Cliff	1996-00
10.	150	Roney Eford	1992-96

3-Point Field Goals Attempted

1.	768	Steve Novak	2002-06
2.	687	Travis Diener	2001-05
3.	595	Robb Logterman	1990-94
4.	592	Aaron Hutchins	1994-98
5.	564	Anthony Pieper	1993-97
6.	553	Brian Wardle	1997-01
7.	501	Mark Anglavar	1987-91
8.	486	John Cliff	1996-00
9.	482	Tony Miller	1991-95
10.	468	Dominic James	2005-08

3-Point Field Goal Percentage (min. 100 3FGA)

1.	46.1%	Steve Novak	2002-06
2.	43.1%	Mark Anglavar	1987-91
3.	42.9%	Tony Smith	1986-90
4.	41.5%	Mike Flory	1986-87, 88-89
5.	41.3%	Travis Diener	2001-05
6.	41.0%	Robb Logterman	1990-94
7.	40.5%	Dan Fitzgerald	2005-08
8.	38.5%	Roney Eford	1992-96
9.	38.3%	David Diggs	1998-02
10.	37.9%	David Cubillan	2006-08
11.	37.4%	Anthony Pieper	1993-97
12.	37.3%	Aaron Hutchins	1994-98

Free Throws Made

1.	493	Dean Meminger	1968-71
2.	457	George Thompson	1966-69
3.	406	Tony Smith	1986-90
4.	403	Butch Lee	1974-78
5.	393	Bob Wolf	1964-67
6.	390	Rube Schulz	1951-55
7.	385	Travis Diener	2001-05
8.	378	Damon Key	1990-94
9.	361	Russ Wittberger	1952-55
10.	357	Mike Moran	1956-59

Free Throws Attempted

1.	762	Dean Meminger	1968-71
2.	674	George Thompson	1966-79
3.	549	Bob Wolf	1964-67
4.	532	Rube Schulz	1951-55
5.	531	Terry Rand	1953-56
6.	529	Russ Wittberger	1951-55
7.	525	Mike Moran	1956-59
8.	517	Tony Smith	1986-90
9.	501	Jim McIlvaine	1990-94
10.	490	Don Kojis	1958-61

Free Throw Percentage (min. 200 FTA)

1.	93.1%	Steve Novak	2002-06
2.	84.8%	Butch Lee	1974-78
3.	83.7%	Travis Diener	2001-05
4.	82.6%	Brian Brunkhorst	1964-68
5.	82.5%	Oliver Lee	1977-81
6.	81.3%	Bob Walczak	1951-52, 54-57
7.	81.1%	Brad Luchini	1965-68
	81.1%	Brian Wardle	1997-01
9.	79.9%	Robb Logterman	1990-94
10.	78.7%	Lloyd Walton	1973-76

Rebounds

1.	1222	Don Kojis	1958-61
2.	1085	Bo Ellis	1973-77
3.	978	Terry Rand	1953-56
4.	938	Walt Mangham	1957-60
5.	771	Tom Flynn	1963-66
6.	768	Paul Carbins	1964-67
7.	765	Trevor Powell	1987-91
8.	753	John Glaser	1955-58
9.	739	Damon Key	1990-94
10.	700	Amal McCaskill	1991-92, 93-96

Rebounding Average

1.	15.1	Don Kojis	1958-61
2.	12.7	Terry Rand	1953-56
3.	12.3	Walt Mangham	1957-60
4.	11.7	Jim Chones	1970-72
5.	10.7	Maurice Lucas	1972-74
6.	10.6	John Glaser	1955-58
7.	9.9	Tom Flynn	1963-66
8.	9.7	Paul Carbins	1964-67
	9.7	David Boone	1985-87
10.	9.6	Larry McNeill	1971-73

Assists

1.	956	Tony Miller	1991-95
2.	617	Travis Diener	2001-05
3.	550	Aaron Hutchins	1994-98
4.	493	Dominic James	2005-08
5.	480	Lloyd Walton	1973-76
6.	469	Tony Smith	1986-90
7.	430	Cordell Henry	1998-02
8.	409	Glenn Rivers	1980-83
9.	408	Michael Sims	1984-88
10.	394	Michael Wilson	1978-82

Blocked Shots

1.	399	Jim McIlvaine	1990-94
2.	175	Amal McCaskill	1991-92, 93-96
3.	172	Faisal Abraham	1993-97
4.	119	Michael Wilson	1978-82
5.	113	Scott Merritt	2000-04
6.	103	Walter Downing	1984-86
7.	100	Ousmane Barro	2004-08
8.	93	Trevor Powell	1987-91
9.	89	Mike Bargaen	1995-99
10.	84	Tom Copa	1983-87

Steals

1.	272	Michael Wilson	1978-82
2.	253	Mandy Johnson	1981-85
3.	217	Jerel McNeal	2005-08
4.	203	Glenn Rivers	1980-83
5.	190	Tony Smith	1986-90
6.	188	Michael Sims	1984-88
7.	185	Tony Miller	1991-95
8.	182	Dominic James	2005-08
9.	165	Aaron Hutchins	1994-98
10.	158	Travis Diener	2001-05
	158	Kerry Trotter	1982-86

Wins

1.	101	Earl Tatum	1972-76
	101	Bo Ellis	1973-77
3.	99	Butch Lee	1974-78
	99	Gary Rosenberger	1974-78
5.	98	Bernard Toone	1975-79
6.	91	Travis Diener	2001-05
	91	Todd Townsend	2001-05
8.	90	Faisal Abraham	1993-97
	90	Chris Crawford	1993-97
	90	Anthony Pieper	1993-97



Buzz Williams

Head Coach | First Season | Oklahoma City, 1994

The latest era of the storied Marquette men's basketball program began on April 8, 2008 when Buzz Williams was introduced as the University's 16th head coach.

Williams, a highly respected recruiter and veteran of the collegiate coaching ranks, takes over a program poised to make its fourth-straight NCAA Tournament appearance.

In 2007-08, Williams served as an assistant coach with the Golden Eagles in his first season at Marquette. MU concluded the year 25-10 and advanced to the second round of the NCAA Tournament for the first time since 2003.

His coaching career has included stints as an assistant, associate head and head coach. He has nearly 15 years of experience at the NCAA Division I level. Williams has recruited and coached over 20 players who have earned all-conference accolades, including one league player of the year and two conference freshmen of the year.

Williams arrived in Milwaukee after serving for one season as the head coach at the University of New Orleans. He guided the Privateers to a 14-win campaign in 2006-07 and his roster featured Bo McCalebb, the Sun Belt Conference Player of the Year. UNO (14-17) claimed fourth place in the Sun Belt's Western Division and advanced to the league tournament quarterfinals. His recruiting class for the 2007-08 season was ranked in the top 50 nationally by HoopScoop Online.

Prior to UNO, Williams served as an assistant coach and recruiting coordinator at Texas A&M for two seasons (2004-05 - 2005-06) under head coach Billy Gillispie. Both of his recruiting classes with the Aggies were ranked among the best in the nation and featured some of the top-ranked talent at the prep level. The squad made its first NCAA Tournament appearance in 25 years in 2005-06 and the previous team posted the top turnaround in the nation, improving its win total in 2004-05 by 14 games compared to 2003-04.

Williams spent four seasons (2000-01 - 2003-04) at Colorado State, serving as an assistant the first three seasons before being promoted to associate head coach

in 2003-04. Two of his recruiting classes were ranked among the 40-best in the nation, including the 2003 group, which was tabbed No. 1 in the Mountain West Conference.

Colorado State made its first NCAA Tournament appearance in 13 years during his tenure and he was named one of the top assistants in the country by HoopScoop Online. Williams was previously an assistant at Northwestern State (1999-2000), Texas A&M- Kingsville (1998-99) and Texas-Arlington (1994-98).

Williams signed the highest-rated recruiting class in the history of the Southland Conference while at Northwestern State. The Demons advanced to their first ever NCAA tournament the following season and two of his recruited players were named All-Conference, while one was tabbed Southland Conference Tournament MVP.

His accomplishments at Texas A&M-Kingsville include signing the 1998-99 Lone Star Conference Freshman of the Year and a third team All-America guard.

At Texas-Arlington, Williams recruited a Southland Conference Freshman of the Year and signed the first Academic All-American in the school's history. Williams was a student assistant coach from 1992-94 at Oklahoma City University where he assisted the team to the 1994 NAIA championship after it advanced to the Sweet 16 the previous season.

Williams served as a student assistant

Williams' Career Record

UALR.....	2-1	North Texas.....	2-0
Arkansas St.....	0-2	Northern Iowa.....	0-0
Central Michigan.....	0-0	Northwestern St.....	0-1
Chicago St.....	0-0	Notre Dame.....	0-0
Cincinnati.....	0-0	Pittsburgh.....	0-0
Connecticut.....	0-0	Presbyterian.....	0-0
Dayton.....	0-0	Providence.....	0-0
Denver.....	2-0	Rutgers.....	0-0
DePaul.....	0-0	St. John's.....	0-0
Florida Atlantic.....	0-2	Seton Hall.....	0-0
Florida International.....	1-0	South Alabama.....	0-1
Florida St.....	0-1	USF.....	0-0
Georgetown.....	0-0	Syracuse.....	0-0
Hampton.....	0-1	Tennessee.....	0-0
Houston Baptist.....	1-0	Texas Southern.....	0-0
IPFW.....	0-0	UT-Tyler.....	1-0
Jacksonville St.....	1-0	Troy.....	1-0
Lamar.....	1-0	Tulane.....	1-1
UL-Lafayette.....	1-1	Vermont.....	0-1
UL-Monroe.....	1-1	Villanova.....	0-0
Louisville.....	0-0	West Virginia.....	0-0
Middle Tennessee St.....	0-1	Western Carolina.....	0-0
Milwaukee.....	0-0	Western Kentucky.....	0-1
Mississippi.....	0-1	Wisconsin.....	0-0
Mississippi St.....	0-1	TOTALS.....	15-17
NC St.....	0-0		

from 1990-92 at Navarro College (Corsicana, Texas) where the team won consecutive conference titles while sporting a 45-17 record during his tenure.

The Van Alstyne, Texas, native earned a bachelor's degree in kinesiology from Oklahoma City University in 1994 before completing his master's work in the same field at Texas A&M-Kingsville in 1999.

Williams is married to the former Corey Norman and the couple has one daughter, Zera, and two sons, Calvin and Mason.

Coaching Career

2007-08	Assistant Coach	Marquette	NCAA Second Round
2006-07	Head Coach	New Orleans	
2004-05/2005-06	Assistant Coach	Texas A&M	NCAA Second Round (2005-06) NIT Third Round (2004-05)
2003-04	Associate Head Coach	Colorado State	
2000-01/2002-03	Assistant Coach	Colorado State	NCAA First Round (2002-03)
1999-00	Assistant Coach	Northwestern State	
1998-99	Assistant Coach	Texas A&M-Kingsville	
1994-95/1997-98	Assistant Coach	Texas-Arlington	
1992-93/1993-94	Student Assistant Coach	Oklahoma City Univ.	
1990-91/1991-92	Student Assistant Coach	Navarro College	

Williams File

Birth Date:	September 1, 1972
Hometown:	Van Alstyne, Texas
Family:	Corey (wife) and children Zera (6), Calvin (5) and Mason (2)
Education:	Texas A&M-Kingsville, 1999 (Master's in Kinesiology) Oklahoma City Univ., 1994 (Bachelor's in Kinesiology)



dominicjames



Sr. | 5-11 | 185 | Guard
Richmond, IN
Richmond HS

mauriceacker




Jr. | 5-8 | 165 | Guard
Hazel Crest, IL
Hillcrest HS/Ball State

patrickhazel



So. | 6-7 | 220 | Forward
Queens, NY
Blair Academy

davidcubillan



Jr. | 6-0 | 175 | Guard
Maracaibo, Venezuela
St. Benedict's Prep

dwightburke



Sr. | 6-8 | 250 | Forward
Brooklyn, NY
St. Benedict's Prep

josephfulce




So. | 6-7 | 205 | Forward
Plano, TX
Plano HS/Tyler JC

jerelmcneal



Sr. | 6-3 | 200 | Guard
Chicago, IL
Hillcrest HS

wesleymatthews




Sr. | 6-5 | 215 | Guard
Madison, WI
Madison Memorial HS

lazarhayward




Jr. | 6-6 | 225 | Forward
Buffalo, NY
Notre Dame Prep

jimmybutler




So. | 6-6 | 215 | Guard
Tomball, TX
Tomball HS/Tyler JC

chrisotule



Fr. | 6-10 | 245 | Center
Richmond, TX
Ft. Bend Bush HS

robertfrozena



So. | 6-1 | 180 | Guard
Sherwood, WI
St. Mary Central HS

liammcmorrow



So. | 7-0 | 260 | Center
Toronto, Ontario
West Hills HS/Durham College

buzzwilliams



Head Coach
First Year at Marquette
Oklahoma City, 1994

Pronunciation Guide

Dominic James	dom-in-eeek
David Cubillan	dah-veed coo-bee-yahn
Jerel McNeal	juh-rell
Lazar Hayward	lah-zahr
Joseph Fulce	fuhlce
Chris Otule	oh-tool-ay

Marquette Game Notes



Page 11

Colorado State-Pueblo (exhib.) 73
Marquette 94

MILWAUKEE (AP) -- Lazar Hayward scored 23 points and Jerel McNeal added 22, making new coach Buzz Williams a winner in No. 16 Marquette's 94-73 victory over Division II Colorado State-Pueblo in their season-opening exhibition game Saturday.

One of Marquette's three senior guards, Wesley Matthews, left the game late in the second half after he appeared to turn an ankle and had to be helped off the court. The severity of his injury was not immediately known.

Matthews scored 16 before the injury, and Dominic James added 11 as the Golden Eagles showed every indication that they'll continue to have the same kind of fast-paced, potent offense they were known for under Crean.

But poor free-throw shooting dogged Marquette on Saturday _ they were 10-for-16 in the first half and 66.7 percent for the game _ and the Golden Eagles allowed the ThunderWolves to avoid a first-half blowout with hot outside shooting.

The Golden Eagles' strong transition game took over in the second half, as Marquette opened up with a 16-8 run that included a 3-pointer and an alley-oop dunk by James and back-to-back fast-break layups by Hayward.

An acrobatic alley-oop layup by Hayward off a pass from McNeal put Marquette ahead 65-44, and Pueblo couldn't shoot its way back into contention.

Houston Baptist 64
No. 16/17 Marquette 95

MILWAUKEE (AP) -- Wesley Matthews scored a career-high 27 points and No. 16 Marquette rolled past Houston Baptist 95-64 Friday night in Buzz Williams' debut as the Golden Eagles' head coach.

Jerel McNeal had 20 points and Lazar Hayward added 19 points and 12 rebounds for Marquette. The Golden Eagles never trailed and broke open the game with a 14-0 spurt to start the second half.

Matthews added a career-high eight assists and five steals.

Gordon Watt led Houston Baptist with 17 points and Baron Sauls added 15.

Matthews and McNeal combined for nine points at the start of the second half, turning a 42-34 lead into a 56-34 cushion. Houston Baptist lost the ball five times and missed all four of its shots during the spurt.

Matthews, whose previous career high was 22 points, made 7 of 11 shots, including a pair of 3-pointers, and 11 of 12 free throws.

Marquette forced 25 turnovers and tallied 13 steals. James tied a career high with six steals. Jimmy Butler, a junior college transfer, had 10 points on 5-of-8 shooting.

Marquette, a guard-oriented team already lacking in size, played without two freshmen big men: 6-foot-10 center Chris Otule will miss several weeks after injuring his left foot in practice last week and 6-foot-7 forward Joseph Fulce is out with a knee injury.

CSU-Pueblo 73, Marquette 94												
Nov. 8, 2008 Milwaukee, Wis.												
CSU-PUEBLO	min	fg-a	3fg-a	ft-a	reb	ast	to	bk	st	pf	pts	
Jake Trahern	20	1-4	0-0	0-3	3	1	1	1	1	3	2	
Rome Smith	31	6-17	2-7	0-0	1	3	1	0	2	3	14	
Mario Balinton	20	2-4	2-3	3-4	1	1	4	0	0	2	9	
Marc Williams	20	2-5	0-0	0-0	3	2	2	0	1	3	4	
Roman Van Allen	25	2-6	2-5	0-0	2	2	4	0	0	1	6	
Justin Everett	6	1-1	1-1	0-0	1	0	0	0	0	1	3	
Ty Trahern	10	0-2	0-1	2-2	1	1	0	0	0	1	2	
Ken Moses	16	2-2	2-2	0-0	1	0	0	0	2	3	6	
Jazz Williams	4	0-1	0-1	0-0	0	0	1	0	0	0	0	
Imari Thomas	19	4-10	1-1	4-4	6	0	1	1	0	2	13	
Daniel Pierce	10	1-5	1-5	2-2	2	2	0	0	0	2	5	
Dwayne Pierce	19	3-6	1-3	2-2	3	2	2	0	1	3	9	
Team					7							
Totals	24-63	12-29	13-17	31	14	16	2	7	24	73		
MARQUETTE	min	fg-a	3fg-a	ft-a	reb	ast	to	bk	st	pf	pts	
Dwight Burke	18	0-0	0-0	3-4	7	2	2	0	0	2	3	
Lazar Hayward	26	9-15	2-4	3-4	13	1	0	1	1	3	23	
Dominic James	34	5-9	1-2	0-0	3	7	4	0	0	1	11	
Jerel McNeal	30	8-17	3-10	3-8	3	6	4	1	2	0	22	
Wesley Matthews	26	6-12	2-7	2-2	5	4	1	0	0	2	16	
Maurice Acker	18	1-7	0-3	0-0	4	5	2	0	1	2	2	
Patrick Hazel	12	2-3	0-0	0-0	4	1	0	3	1	0	4	
Jimmy Butler	19	1-2	0-0	7-7	6	1	1	0	0	3	9	
Chris Otule	15	2-2	0-0	0-2	2	1	0	2	1	5	4	
Robert Frozana	2	0-0	0-0	0-0	0	0	0	0	0	0	0	
Team					1							
Totals	34-67	8-26	18-27	48	28	14	7	6	18	94		
Halftime: MU 49-36. Dead Ball Rebounds: 3-3. Technical: None. Officials: Ed Hightower, James Breeding, Brent Hampton. Attendance: 13,124.												

Houston Baptist 64, Marquette 95												
Nov. 14, 2008 Milwaukee, Wis.												
HBU	min	fg-a	3fg-a	ft-a	reb	ast	to	bk	st	pf	pts	
Demetrus Judge	31	3-7	1-3	3-3	10	0	5	0	2	3	10	
Gordon Watt	22	5-10	1-4	6-9	9	2	3	0	1	5	17	
Mario Flaherty	17	0-4	0-0	0-0	1	0	2	0	0	3	0	
Justin Wilson	20	1-3	0-1	0-1	0	2	5	0	2	3	2	
Baron Sauls	35	6-14	2-5	1-2	1	3	7	0	1	1	15	
Sean Morris	16	3-8	3-7	0-0	1	1	0	0	0	4	9	
Joe Alang	13	1-3	1-3	0-0	1	0	0	0	1	2	3	
Fred Hinnekamp	10	0-0	0-0	0-2	2	0	1	0	0	1	0	
Andrew Puzyk	9	1-2	0-1	0-0	1	0	0	0	0	1	2	
Jimmy Sanders	3	0-0	0-0	0-0	1	0	0	0	0	1	0	
Jerem Havard	24	1-2	0-0	4-6	1	0	1	2	1	4	6	
Team					3							
Totals	21-53	8-24	14-23	31	8	25	2	8	28	64		
MARQUETTE	min	fg-a	3fg-a	ft-a	reb	ast	to	bk	st	pf	pts	
Dwight Burke	13	0-0	0-0	0-1	2	0	0	0	0	5	0	
Lazar Hayward	24	8-12	1-4	2-2	12	2	1	0	1	3	19	
Dominic James	26	2-5	0-3	1-2	2	5	4	0	6	1	5	
Jerel McNeal	32	7-17	1-8	5-5	4	5	2	1	1	1	20	
Wesley Matthews	31	7-11	2-3	11-12	5	8	5	0	5	2	27	
Maurice Acker	16	1-6	0-1	2-2	5	1	0	0	0	3	4	
Patrick Hazel	22	3-3	0-0	1-3	4	0	0	1	0	3	7	
David Cubillan	11	1-4	1-3	0-2	0	1	1	0	0	0	3	
Jimmy Butler	24	5-8	0-0	0-1	4	1	0	1	0	3	10	
Robert Frozana	1	0-0	0-0	0-0	1	0	0	0	0	1	0	
Team					2							
Totals	34-66	5-22	22-30	41	23	13	3	13	22	95		
Halftime: MU 42-34. Dead Ball Rebounds: 4-4. Technical: None. Officials: Tim Higgins, Michael Stephens, Chris Beaver. Attendance: 13,668.												

beyond!THE BOX SCORE

Six of the 10 players to see action against HBU either matched or set new career highs in at least one statistical category.



GAME-BY-GAME SCORING/REBOUNDING

OPPONENT	ACKER	BURKE	BUTLER	CUBILLAN	FROZENA	FULCE	HAYWARD	HAZEL	JAMES	MATTHEWS	MCNEAL	OTULE
Houston Baptist	4/5	0/2	10/4	3/0	0/1	DNP	19/12	7/4	5/2	27/5	20/4	DNP
Chicago State												
Milwaukee												
Texas Southern												
vs. Northern Iowa												
vs. Dayton												
Central Michigan												
Wisconsin												
IPFW												
vs. Tennessee												
Western Carolina												
@ N.C. State												
Presbyterian												
Villanova												
Cincinnati												
@ Rutgers												
West Virginia												
@ Providence												
DePaul												
@ Notre Dame												
Georgetown												
@ DePaul												
@ USF												
@ Villanova												
St. John's												
Seton Hall												
@ Georgetown												
Connecticut												
@ Louisville												
@ Pittsburgh												
Syracuse												

GAME-BY-GAME STARTERS, POINTS & PERCENTAGE OF OFFENSE

Opponent	Guard	Guard	Guard	Forward	Forward	Record	Points	% of Offense	W/L
Houston Baptist	James	McNeal	Matthews	Hayward	Burke	1-0	71	74.7	W
Chicago State									
Milwaukee									
Texas Southern									
vs. Northern Iowa									
vs. Dayton									
Central Michigan									
Wisconsin									
IPFW									
vs. Tennessee									
Western Carolina									
@ N.C. State									
Presbyterian									
Villanova									
Cincinnati									
@ Rutgers									
West Virginia									
@ Providence									
DePaul									
@ Notre Dame									
Georgetown									
@ DePaul									
@ USF									
@ Villanova									
St. John's									
Seton Hall									
@ Georgetown									
Connecticut									
@ Louisville									
@ Pittsburgh									
Syracuse									

Total Average: 71.0 74.7%

Marquette Game Notes



Marquette Players in Double Figures

	Points	Rebounds
Houston Baptist	Matthews 27, McNeal 20, Hayward 19, Butler 10	Hayward 12
Chicago State		
Milwaukee		
Texas Southern		
vs. Northern Iowa		
vs. Dayton		
Central Michigan		
Wisconsin		
IPFW		
vs. Tennessee		
Western Carolina		
@ N.C. State		
Presbyterian		
Villanova		
Cincinnati		
@ Rutgers		
West Virginia		
@ Providence		
DePaul		
@ Notre Dame		
Georgetown		
@ DePaul		
@ USF		
@ Villanova		
St. John's		
Seton Hall		
@ Georgetown		
Connecticut		
@ Louisville		
@ Pittsburgh		
Syracuse		

Marquette Bench Scoring

	Starters	Bench	Bench Scoring
Houston Baptist	71	24	Butler 10, Hazel 7, Acker 4, Cubilan 3
Chicago State			
Milwaukee			
Texas Southern			
vs. Northern Iowa			
vs. Dayton			
Central Michigan			
Wisconsin			
IPFW			
vs. Tennessee			
Western Carolina			
@ N.C. State			
Presbyterian			
Villanova			
Cincinnati			
@ Rutgers			
West Virginia			
@ Providence			
DePaul			
@ Notre Dame			
Georgetown			
@ DePaul			
@ USF			
@ Villanova			
St. John's			
Seton Hall			
@ Georgetown			
Connecticut			
@ Louisville			
@ Pittsburgh			
Syracuse			

Marquette's Record When

	2008-09	Under Williams
Leading at half	1-0	1-0
Trailing at half	0-0	0-0
Tied at half	0-0	0-0
Scoring 70 or more points	1-0	1-0
Allowing 80 or more points	0-0	0-0
Holding opponents to 60 points or less	0-0	0-0
Holding opponents to 65 points or less	1-0	1-0
Shooting 50 percent or better	1-0	1-0
Opponents shoot 50 percent or better	0-0	0-0
Opponent shoots under 40 percent	1-0	1-0
MU's FG percent is higher than opp.	1-0	1-0
MU's FG percent is lower than opp.	0-0	0-0
MU's 3FG percent is higher than 40 percent	0-0	0-0
Opponent's 3FG percent is higher than 40 percent	0-0	0-0
MU shoots more FT than opponent	1-0	1-0
MU shoots fewer FT than opponent	0-0	0-0
MU shoots same FT as opponent	0-0	0-0
Out-rebounded opponent	1-0	1-0
Out-rebounded by opponent	0-0	0-0
Rebounds tied	0-0	0-0
Same or fewer turnovers as opp.	1-0	1-0
More turnovers than opponent	0-0	0-0
Overtime games	0-0	0-0
In games decided by 5 pts. or less	0-0	0-0
In games decided by 6-10	0-0	0-0
In games decided by 11-15	0-0	0-0
In games decided by 16 pts. or more	1-0	1-0
vs Ranked Teams (AP or Coaches)	0-0	
vs 1-25 in RPI (www.collegerpi.com, at time of game)	0-0	
vs 26-50 in RPI	0-0	
vs 51-100 in RPI	1-0	
vs 101-150 in RPI	0-0	
vs 151-200 in RPI	0-0	
vs 201-324 in RPI	0-0	
When winning the opening tip	1-0	
When scoring first	1-0	

Team Superlatives by Half

	First Half	Second Half
Points	42 vs. Houston Baptist (11/14)	53 vs. Houston Baptist (11/14)
Fewest Pts. Allowed	34 vs. Houston Baptist (11/14)	30 vs. Houston Baptist (11/14)
FG Percentage	41.9 vs. Houston Baptist (11/14)	60.0 vs. Houston Baptist (11/14)
Lowest FG Pct. Allowed	37.5 vs. Houston Baptist (11/14)	42.9 vs. Houston Baptist (11/14)
3-Point Percentage	20.5 vs. Houston Baptist (11/14)	25.0 vs. Houston Baptist (11/14)
FT Made	14 vs. Houston Baptist (11/14)	8 vs. Houston Baptist (11/14)
Rebounds	22 vs. Houston Baptist (11/14)	19 vs. Houston Baptist (11/14)
Assists	9 vs. Houston Baptist (11/14)	14 vs. Houston Baptist (11/14)
Blocks	2 vs. Houston Baptist (11/14)	1 vs. Houston Baptist (11/14)
Steals	5 vs. Houston Baptist (11/14)	8 vs. Houston Baptist (11/14)

Individual Superlatives by Half (2007-08)

First Half		
Points	16 Dominic James	vs. UWM (11/30)
3-Point Made	3 Two players	Twice
FT Made	5 Wesley Matthews	vs. Louisville (2/4)
Rebounds	9 Lazar Hayward	vs. Notre Dame (1/12)
Assists	6 Multiple players	Multiple times
Second Half		
Points	20 Jerel McNeal	vs. Notre Dame (3/13)
3-Point Made	3 Multiple players	Multiple Times
FT Made	8 Wesley Matthews	Twice
Rebounds	8 Two players	Twice
Assists	7 Dominic James	vs. Pittsburgh (2/15)



High Marks

Double-figure scoring games	2008-09	Career
Dominic James	0	76
Jerel McNeal	1	74
Wesley Matthews	1	62
Lazar Hayward	1	36
Ousmane Barro	0	19
David Cubillan	0	16
Maurice Acker	0	3
Dwight Burke	0	2
Jimmy Butler	1	1

20-point games	2008-09	Career
Dominic James	0	17
Jerel McNeal	1	12
Wesley Matthews	1	6
Lazar Hayward	0	3
Ousmane Barro	0	1
David Cubillan	0	1

Double-figure rebound games	2008-09	Career
Lazar Hayward	1	6
Dominic James	0	1
Wesley Matthews	0	1
Jerel McNeal	0	1
Dwight Burke	0	1

Double-figure assist games	2008-09	Career
Dominic James	0	3
Jerel McNeal	0	2

Double-doubles	2008-09	Career
Lazar Hayward	1	6
Jerel McNeal	0	3
Dominic James	0	1

Individual Season Records

	Starts	10+ points	10+ rebs.
Maurice Acker	--	--	--
Dwight Burke	1-0	--	--
Jimmy Butler	--	1-0	--
David Cubillan	--	--	--
Lazar Hayward	1-0	1-0	1-0
Patrick Hazel	--	--	--
Dominic James	1-0	--	--
Wesley Matthews	1-0	1-0	--
Jerel McNeal	1-0	1-0	--

Individual Career Records

	Starts	10+ points	10+ rebs.
Maurice Acker	0-1	--	--
Dwight Burke	14-4	2-0	0-1
Jimmy Butler	--	1-0	--
David Cubillan	0-1	14-2	--
Lazar Hayward	34-17	28-9	5-1
Dominic James	71-30	59-18	0-1
Wesley Matthews	60-23	41-21	1-0
Jerel McNeal	70-28	53-22	2-0

The Last Time

Team	Marquette	Opponent
100+ Points	100-65 vs. UW-Milwaukee (11/30/07)	85-104 at West Virginia (1/14/06)
90+ Points	95-64 vs. Houston Baptist (11/14/08)	85-90 vs. Alabama (3/16/06)
Under 50 Points	40-54 vs. Western Michigan (3/14/05)	67-37 vs. Florida Gulf Coast (3/4/08)
FG Pct. 60+	61.0 vs. South Dakota State (12/3/05)	None recorded
Five or fewer turnovers	5 vs. Cincinnati (3/10/96)	5 at West Virginia (1/14/06)
Five Players, 10+ pts.	89-79 vs. Notre Dame (3/13/08)	89-79 vs. Notre Dame (3/13/08)

Team	Marquette Win	Marquette Loss	<i>— italics denotes most recent</i>
Ranked Opponent (AP)	89-79 vs. 14 Notre Dame (3/13/08)	81-82 vs. 10 Stanford (3/22/08) OT	
Overtime Game	77-74 vs. Pittsburgh (1/21/07) OT	68-70 vs. Georgetown (3/1/08) OT	
Double Overtime	80-79 vs. Louisville (2/28/96) 2OT	74-77 vs. Louisville (2/24/01) 3OT	
Triple Overtime	Never	74-77 vs. Louisville (2/24/01) 3OT	
Home Opener	95-64 vs. Houston Baptist (11/14/08)	54-67 vs. South Alabama (11/14/00)	
Road Openers	81-76 at Wisconsin (12/8/07)	74-84 at Nebraska (11/30/05)	

Individual	Marquette	Opponent
30+ Points	30, Jerel McNeal 81-82 (OT) vs. Stanford (3/22/08)	30, Brook Lopez 81-82 (OT) vs. Stanford (3/22/08)
20+ Points	27, L. Hayward/ 20 W. Matthews 95-64 vs. Houston Baptist (11/14/08)	30, Brook Lopez 81-82 (OT) vs. Stanford (3/22/08)
10+ Rebounds	12, Lazar Hayward 95-64 vs. Houston Baptist (11/14/08)	10, Demetrus Judge 95-64 vs. Houston Baptist (11/14/08)
15+ Rebounds	16, Steve Novak 94-79 vs. Connecticut (1/3/06)	15, Kentrell Gransberry 62-54 vs. USF (1/29/08)
15+ Free Throws	16, Brian Wardle 69-59 at Charlotte (2/13/99)	None recorded -- --
10+ Assists	10, Dominic James 81-82 (OT) vs. Stanford (3/22/08)	16, Mitch Johnson 81-82 (OT) vs. Stanford (3/22/08)
Double-Double	19 pts, 12 reb, Lazar Hayward 95-64 vs. Houston Baptist (11/14/08)	10 pts, 10 reb, Demetrus Judge 95-64 vs. Houston Baptist
Triple-Double	29 pts, 11 reb, 11 ast, Dwyane Wade 83-69 vs. Kentucky (3/29/03)	22 pts, 12 reb, 10 blk, Eric Hicks 66-70 vs. Cincinnati (1/8/05)

This season . . .

Largest halftime lead	8	vs. Houston Baptist (11/14)
Largest halftime deficit	--	--
Largest lead in a game	32	vs. Houston Baptist (11/14)
Largest deficit in a game	--	--
Largest winning margin	31	vs. Houston Baptist (11/14)
Largest losing margin	--	--
Largest deficit in a victory	0	vs. Houston Baptist (11/14)
Largest lead in a loss	--	--
Most consecutive points scored	14	vs. Houston Baptist (11/14)
Most consecutive points allowed	6	vs. Houston Baptist (11/14)
Largest home crowd	13,668	vs. Houston Baptist (11/14)
Largest road crowd	--	--
Largest neutral crowd	--	--
30-point games	--	--
20-point games		Matthews 1, McNeal 1
10-rebound games		Hayward 1
Double-doubles		Hayward 1



2008-09 Season Superlatives

Marquette Highs

Points	95	vs. Houston Baptist (11/14)
FG Made	34	vs. Houston Baptist (11/14)
FG Attempts	66	vs. Houston Baptist (11/14)
FG Percentage	51.5	34-66 vs. Houston Baptist (11/14)
3FG Made	5	vs. Houston Baptist (11/14)
3FG Attempts	22	vs. Houston Baptist (11/14)
3FG Percentage	22.7	5-22 vs. Houston Baptist (11/14)
FT Made	22	vs. Houston Baptist (11/14)
FT Attempts	30	vs. Houston Baptist (11/14)
FT Percentage	73.3	22-30 vs. Houston Baptist (11/14)
Rebounds	41	vs. Houston Baptist (11/14)
Assists	23	vs. Houston Baptist (11/14)
Steals	13	vs. Houston Baptist (11/14)
Blocks	3	vs. Houston Baptist (11/14)
Turnovers	13	vs. Houston Baptist (11/14)
Fouls	22	vs. Houston Baptist (11/14)

Marquette Lows

Points	95	vs. Houston Baptist (11/14)
FG Made	34	vs. Houston Baptist (11/14)
FG Attempts	66	vs. Houston Baptist (11/14)
FG Percentage	51.5	34-66 vs. Houston Baptist (11/14)
3FG Made	5	vs. Houston Baptist (11/14)
3FG Attempts	22	vs. Houston Baptist (11/14)
3FG Percentage	22.7	5-22 vs. Houston Baptist (11/14)
FT Made	22	vs. Houston Baptist (11/14)
FT Attempts	30	vs. Houston Baptist (11/14)
FT Percentage	73.3	22-30 vs. Houston Baptist (11/14)
Rebounds	41	vs. Houston Baptist (11/14)
Assists	23	vs. Houston Baptist (11/14)
Steals	13	vs. Houston Baptist (11/14)
Blocks	3	vs. Houston Baptist (11/14)
Turnovers	13	vs. Houston Baptist (11/14)
Fouls	22	vs. Houston Baptist (11/14)

Marquette — Individual Game Highs

Points	27	Wesley Matthews vs. Houston Baptist (11/14)
FG Made	8	Lazar Hayward vs. Houston Baptist (11/14)
FG Attempts	17	Jerel McNeal vs. Houston Baptist (11/14)
FG Percentage	66.7 (8-12)	Lazar Hayward vs. Houston Baptist (11/14)
3FG Made	2	Wesley Matthews vs. Houston Baptist (11/14)
3FG Attempts	8	Jerel McNeal vs. Houston Baptist (11/14)
3FG Percentage	66.7 (2-3)	Wesley Matthews vs. Houston Baptist (11/14)
FT Made	11	Wesley Matthews vs. Houston Baptist (11/14)
FT Attempts	12	Wesley Matthews vs. Houston Baptist (11/14)
FT Percentage	91.7 (11-12)	Wesley Matthews vs. Houston Baptist (11/14)
Rebounds	12	Lazar Hayward vs. Houston Baptist (11/14)
Assists	8	Wesley Matthews vs. Houston Baptist (11/14)
Steals	6	Dominic James vs. Houston Baptist (11/14)
Blocks	1	Three players vs. Houston Baptist (11/14)
Turnovers	5	Wesley Matthews vs. Houston Baptist (11/14)

Opponent Highs

Points	64	vs. Houston Baptist (11/14)
FG Made	21	vs. Houston Baptist (11/14)
FG Attempts	53	vs. Houston Baptist (11/14)
FG Percentage	39.6	21-53 vs. Houston Baptist (11/14)
3FG Made	8	vs. Houston Baptist (11/14)
3FG Attempts	24	vs. Houston Baptist (11/14)
3FG Percentage	33.3	21-53 vs. Houston Baptist (11/14)
FT Made	14	vs. Houston Baptist (11/14)
FT Attempts	23	vs. Houston Baptist (11/14)
FT Percentage	60.9	14-23 vs. Houston Baptist (11/14)
Rebounds	31	vs. Houston Baptist (11/14)
Assists	8	vs. Houston Baptist (11/14)
Steals	8	vs. Houston Baptist (11/14)
Blocks	2	vs. Houston Baptist (11/14)
Turnovers	25	vs. Houston Baptist (11/14)
Fouls	28	vs. Houston Baptist (11/14)

Opponent Lows

Points	64	vs. Houston Baptist (11/14)
FG Made	21	vs. Houston Baptist (11/14)
FG Attempts	53	vs. Houston Baptist (11/14)
FG Percentage	39.6	21-53 vs. Houston Baptist (11/14)
3FG Made	8	vs. Houston Baptist (11/14)
3FG Attempts	24	vs. Houston Baptist (11/14)
3FG Percentage	33.3	8-24 vs. Houston Baptist (11/14)
FT Made	14	vs. Houston Baptist (11/14)
FT Attempts	23	vs. Houston Baptist (11/14)
FT Percentage	60.9	14-23 vs. Houston Baptist (11/14)
Rebounds	31	vs. Houston Baptist (11/14)
Assists	8	vs. Houston Baptist (11/14)
Steals	8	vs. Houston Baptist (11/14)
Blocks	2	vs. Houston Baptist (11/14)
Turnovers	25	vs. Houston Baptist (11/14)
Fouls	28	vs. Houston Baptist (11/14)

Opponent — Individual Game Highs

Points	17	Gordan Watt vs. Houston Baptist (11/14)
FG Made	6	Baron Sauls vs. Houston Baptist (11/14)
FG Attempts	14	Baron Sauls vs. Houston Baptist (11/14)
FG Percentage	50.0 (5-10)	Gordan Watt vs. Houston Baptist (11/14)
3FG Made	3	Sean Morris vs. Houston Baptist (11/14)
3FG Attempts	7	Sean Morris vs. Houston Baptist (11/14)
3FG Percentage	42.9 (3-7)	Sean Morris vs. Houston Baptist (11/14)
FT Made	6	Gordan Watt vs. Houston Baptist (11/14)
FT Attempts	9	Gordan Watt vs. Houston Baptist (11/14)
FT Percentage	66.7 (6-9)	Gordan Watt vs. Houston Baptist (11/14)
Rebounds	10	Demetrus Judge vs. Houston Baptist (11/14)
Assists	3	Baron Sauls vs. Houston Baptist (11/14)
Steals	2	Two players vs. Houston Baptist (11/14)
Blocks	2	Jeremy Havard vs. Houston Baptist (11/14)
Turnovers	7	Baron Sauls vs. Houston Baptist (11/14)

Marquette Game Notes

Page 17



MU As an AP Ranked Team

Rk.	Last Time	All Time	Williams
1.	9 Notre Dame 65, MU 59 (2/26/78)	4-1	-
2.	MU 75, Xavier 53 (2/20/78)	57-6	-
3.	Miami (Ohio) 84, MU 81 (3/11/78) *	31-3	-
4.	MU 97, 11 UNLV 81	16-2	-
5.	MU 67, Wichita State 56 (1/2/78)	18-5	-
6.	MU 67, 11 Clemson 49 (12/27/76)	16-6	-
7.	MU 67, 5 N. Carolina 59 (3/28/77) *	19-4	-
8.	North Dakota St. 64, MU 60 (12/2/06)	18-5	-
9.	4 Cincinnati 63, MU 62 (2/20/02)	21-7	-
10.	West Virginia 79, MU 64 (1/6/08)	19-4	-
11.	MU 81, Wisconsin 76 (12/8/07)	17-5	-
12.	MU 77, Savannah St. 37 (12/27/07)	18-4	-
13.	UConn 89, MU 73 (1/18/08)	28-14	-
14.	MU 69, Providence 62 (2/3/07)	9-2	-
15.	MU 92, Notre Dame 66 (1/12/08)	9-4	-
16.	MU 95, Houston Baptist 64 (11/14/08)	18-6	1-0
17.	MU 75, Cincinnati 60 (2/2/08)	19-1	-
18.	Michigan State 61, MU 49 (3/15/07)	13-3	-
19.	MU 77, Morgan St. 57 (12/22/06)	4-3	-
20.	MU 75, 12 Pittsburgh 71 (3/3/07)	13-8	-
21.	Syracuse 87, MU 72 (3/8/08)	8-4	-
22.	MU 101, Wis.-Milwaukee 51 (3/5/94)	8-3	-
23.	Charlotte 76, MU 68 (1/5/02)	2-3	-
24.	MU 77, 6 Pittsburgh 74 (1/21/07)	11-3	-
25.	10 Stanford 82, MU 81 (OT) (3/22/08)*	10-3	-
Totals		405-109	1-0

MU Against AP Ranked Teams

Rk.	Last Time	All Time	Williams
1.	9 MU 83, Kentucky 69 (3/29/03) *	1-6	-
2.	MU 94, Connecticut 79 (1/3/06)	2-10	-
3.	Cincinnati 67, MU 48 (1/8/00)	0-9	-
4.	Villanova 72, MU 67 (2/4/06)	5-9	-
5.	Kansas 85, MU 61 (1/28/92)	3-11	-
6.	24 MU 77, Pitt 74 (1/21/07)	6-14	-
7.	MU 74, Cincinnati 72 (3/2/96)	5-6	-
8.	Cincinnati 85 21 MU 84 (3/9/96)	2-9	-
9.	13 MU 73, Duke 62 (11/21/06)	7-8	-
10.	Stanford 82, 25 MU 81 (OT) (3/22/08)*	5-6	-
11.	Georgetown 70, MU 68 (OT) (3/1/08)	7-5	-
12.	20 MU 75, Pittsburgh 71 (3/3/07)	3-7	-
13.	Pittsburgh 89, 18 MU 79 (3/8/07)	3-3	-
14.	25 MU 89, Notre Dame 79 (3/13/08)	6-4	-
15.	Arizona 48, MU 43 (12/18/04)	3-2	-
16.	West Virginia 104, MU 85 (1/14/06)	2-3	-
17.	MU 57, Georgetown 51 (2/16/06)	4-4	-
18.	MU 60, UAB 58 (1/19/94)	3-2	-
19.	MU 80, Wisconsin 65 (12/31/94)	5-3	-
20.	MU 50, Indiana 49 (11/23/01)	4-4	-
21.	MU 81, 21 West Virginia 63 (1/13/07)	4-1	-
22.	MU 72, Pittsburgh 54 (2/15/08)	3-3	-
23.	Georgetown 62, MU 59 (3/9/06)	3-3	-
24.	MU 73, Connecticut 69 (1/10/07)	2-1	-
25.	MU 81, Louisville 80 (3/6/04)	2-1	-
Totals		92-133	-

* denotes NCAA Tournament game

Defensive Comparison (averages as of date of game)

	Points	Avg.	Diff.	FG Pct.	Avg.	Diff.
Houston Baptist	64	--	--	39.6	--	--
Chicago State						
Milwaukee						
Texas Southern						
vs. Northern Iowa						
vs. Dayton						
Central Michigan						
Wisconsin						
IPFW						
vs. Tennessee						
Western Carolina						
@ N.C. State						
Presbyterian						
Villanova						
Cincinnati						
@ Rutgers						
West Virginia						
@ Providence						
DePaul						
@ Notre Dame						
Georgetown						
@ DePaul						
@ USF						
@ Villanova						
St. John's						
Seton Hall						
@ Georgetown						
Connecticut						
@ Louisville						
@ Pittsburgh						
Syracuse						

Specialty Stats by Game (Bold denotes season high; formatted as MU/OPP)

	Paint	Off TO	2nd Ch.	Fast Brk.	Bench
Houston Baptist	48/16	36/10	14/11	23/7	24/20
Chicago State					
Milwaukee					
Texas Southern					
vs. Northern Iowa					
vs. Dayton					
Central Michigan					
Wisconsin					
IPFW					
vs. Tennessee					
Western Carolina					
@ N.C. State					
Presbyterian					
Villanova					
Cincinnati					
@ Rutgers					
West Virginia					
@ Providence					
DePaul					
@ Notre Dame					
Georgetown					
@ DePaul					
@ USF					
@ Villanova					
St. John's					
Seton Hall					
@ Georgetown					
Connecticut					
@ Louisville					
@ Pittsburgh					
Syracuse					

When MU is higher	1-0	1-0	1-0	1-0	1-0
When Opp. is higher	0-0	0-0	0-0	0-0	0-0
When teams are tied	0-0	0-0	0-0	0-0	0-0



1

dominic JAMES



Senior • Guard • 5-11 • 185 • Richmond, Ind. • Richmond

2008-09: Was one of 50 players named to the John R. Wooden Award watch list and earned Preseason BIG EAST Honorable Mention ... Matched a career high with six steals and had five assists in season opener vs. Houston Baptist (11/14)

Season & Career Highs

Points	
Season	5, vs. Houston Baptist (11/14/08)
Career	29, at DePaul (1/17/06)
Rebounds	
Season	2, vs. Houston Baptist (11/14/08)
Career	11, at Louisville (3/1/06)
Assists	
Season	5, vs. Houston Baptist (11/14/08)
Career	12, vs. Pittsburgh (2/15/08)
Steals	
Season	6, vs. Houston Baptist (11/14/08)
Career	6, twice
Blocked Shots	
Season	--
Career	2, vs. Seton Hall (3/12/08)
Field Goals	
Season	2, vs. Houston Baptist (11/14/08)
Career	11, at DePaul (1/17/06)
Field Goal Attempts	
Season	5, vs. Houston Baptist (11/14/08)
Career	21, at Nebraska (11/30/05)
Free Throws	
Season	1, vs. Houston Baptist (11/14/08)
Career	11, at Valparaiso (11/27/06)
Free Throw Attempts	
Season	2, vs. Houston Baptist (11/14/08)
Career	13, at Valparaiso (11/27/06)
3-Point Field Goals	
Season	--
Career	5, at Villanova (2/25/08)
3-Point Field Goal Attempts	
Season	3, vs. Houston Baptist (11/14/08)
Career	14, at Nebraska (11/30/05)

James' Career Stats

Year	GP	GS	Min	Avg	FG-FGA	Pct	3FG-FGA	Pct	FT-FTA	Pct	Off	Def	Tot	Avg	PF	FO	Ast	TO	Blk	Stl	Pts	Avg
2005-06	31	31	1,006	32.5	174-404	43.1	41-136	30.1	84-131	64.1	24	116	140	4.5	74	2	167	87	12	50	473	15.3
2006-07	34	34	1,130	33.2	171-445	38.4	50-184	27.2	114-175	65.1	20	84	104	3.1	72	0	167	89	5	64	506	14.9
2007-08	35	34	1,060	30.3	159-399	39.8	45-145	31.0	89-134	66.4	31	62	93	2.7	76	0	154	75	8	62	452	12.9
2008-09	1	1	26	26.0	2-5	40.0	0-3	00.0	1-2	50.0	0	2	2	2.0	1	0	5	4	0	6	5	5.0
TOTAL	101	100	3,222	31.9	506-1253	40.4	136-468	29.1	288-442	65.2	75	264	339	3.4	223	2	493	255	25	182	1,436	14.2



2

maurice ACKER



Junior • Guard • 5-8 • 165 • Hazel Crest, Ill. • Hillcrest

2008-09: Grabbed a career-high five rebounds, including four boards on the defensive end, in season opening win over Houston Baptist (11/14) ...

Season & Career Highs

Points	
Season	4, vs. Houston Baptist (11/14/08)
Career	12, at Villanova (2/25/08)
Rebounds	
Season	5, vs. Houston Baptist (11/14/08)
Career	5, vs. Houston Baptist (11/14/08)
Assists	
Season	1, vs. Houston Baptist (11/14/08)
Career	6, vs. Seton Hall (1/8/08)
Steals	
Season	--
Career	3, vs. IPFW (12/17/07)
Blocked Shots	
Season	--
Career	1, vs. Seton Hall (1/8/08)
Field Goals	
Season	1, vs. Houston Baptist (11/14/08)
Career	4, vs. Notre Dame (3/13/08)
Field Goal Attempts	
Season	6, vs. Houston Baptist (11/14/08)
Career	7, Three times
Free Throws	
Season	2, vs. Houston Baptist (11/14/08)
Career	4, at Villanova (2/25/08)
Free Throw Attempts	
Season	2, vs. Houston Baptist (11/14/08)
Career	6, vs. Sacramento St. (12/15/07)
3-Point Field Goals	
Season	--
Career	2, Six times
3-Point Field Goal Attempts	
Season	1, vs. Houston Baptist (11/14/08)
Career	4, Three times

Acker's Career Stats

Year	GP	GS	Min	Avg	FG-FGA	Pct	3FG-FGA	Pct	FT-FTA	Pct	Off	Def	Tot	Avg	PF	FO	Ast	TO	Blk	Stl	Pts	Avg
2007-08	35	1	467	13.3	53-120	44.2	26-61	42.6	26-33	78.8	7	27	34	1.0	54	1	62	36	1	28	158	4.5
2008-09	1	0	16	16.0	1-6	16.7	0-1	00.0	2-2	1.000	1	4	5	5.0	3	0	1	0	0	0	4	4.0
TOTAL	36	1	483	13.4	54-126	42.9	26-62	41.9	28-35	80.0	8	31	39	1.1	57	1	63	36	1	28	162	4.5



4

patrick HAZEL



Sophomore • Forward • 6-7 • 220 • Queens, N.Y. • Blair Academy

2008-09: Played 22 minutes off the bench in season opener vs. Houston Baptist (11/14) and registered career highs with four rebounds and seven points on 3-of-3 shooting from the field ...

Season & Career Highs	
Points	
Season	7, vs. Houston Baptist (11/14/08)
Career	7, vs. Houston Baptist (11/14/08)
Rebounds	
Season	4, vs. Houston Baptist (11/14/08)
Career	4, vs. Houston Baptist (11/14/08)
Assists	
Season	--
Career	1, at Seton Hall (2/12/08)
Steals	
Season	--
Career	--
Blocked Shots	
Season	1, vs. Houston Baptist (11/14/08)
Career	2, vs. Coppin St. (12/21/07)
Field Goals	
Season	3, vs. Houston Baptist (11/14/08)
Career	3, vs. Houston Baptist (11/14/08)
Field Goal Attempts	
Season	3, vs. Houston Baptist (11/14/08)
Career	3, vs. Houston Baptist (11/14/08)
Free Throws	
Season	1, vs. Houston Baptist (11/14/08)
Career	1, Twice
Free Throw Attempts	
Season	3, vs. Houston Baptist (11/14/08)
Career	3, vs. Houston Baptist (11/14/08)
3-Point Field Goals	
Season	--
Career	--
3-Point Field Goal Attempts	
Season	--
Career	--

Hazel's Career Stats

Year	GP	GS	Min	Avg	FG-FGA	Pct	3FG-FGA	Pct	FT-FTA	Pct	Off	Def	Tot	Avg	PF	FO	Ast	TO	Blk	Stl	Pts	Avg
2007-08	14	0	48	3.4	3-4	75.0	0-0	00.0	1-2	50.0	0	16	16	1.1	5	0	2	1	5	0	7	0.5
2008-09	1	0	22	22.0	3-3	1.000	0-0	00.0	1-3	33.3	3	1	4	4.0	3	0	0	0	1	0	7	7.0
TOTAL	15	0	70	4.7	6-7	85.7	0-0	00.0	2-5	40.0	3	17	20	1.3	8	0	2	1	6	0	14	0.9



10

david CUBILLAN



Junior • Guard • 6-0 • 175 • Maracaibo, Venezuela • St. Benedict's (N.J.)

2008-09: Knocked down a three-pointer at the 6:15 mark in the first half vs. Houston Baptist (11/14) to give MU a 30-20 lead.

Season & Career Highs

Points

Season 3, vs. Houston Baptist (11/14/08)

Career 20, vs. Pittsburgh (3/3/07)

Rebounds

Season --

Career 5, Twice

Assists

Season 1, vs. Houston Baptist (11/14/08)

Career 6, vs. UWM (11/30/07)

Steals

Season --

Career 3, Three times

Blocked Shots

Season --

Career 2, vs. Hillsdale (11/10/06)

Field Goals

Season 1, vs. Houston Baptist (11/14/08)

Career 5, Twice

Field Goal Attempts

Season 4, vs. Houston Baptist (11/14/08)

Career 9, Three times

Free Throws

Season --

Career 8, vs. Pittsburgh (3/3/07)

Free Throw Attempts

Season 2, vs. Houston Baptist (11/14/08)

Career 8, vs. Pittsburgh (3/3/07)

3-Point Field Goals

Season 1, vs. Houston Baptist (11/14/08)

Career 4, Twice

3-Point Field Goal Attempts

Season 3, vs. Houston Baptist (11/14/08)

Career 8, Three times

Cubillan's Career Stats

Year	GP	GS	Min	Avg	FG-FGA	Pct	3FG-FGA	Pct	FT-FTA	Pct	Off	Def	Tot	Avg	PF	FO	Ast	TO	Blk	Stl	Pts	Avg
2006-07	34	1	721	21.2	55-145	37.9	48-113	42.5	29-38	76.3	11	53	64	1.9	48	0	55	25	3	22	187	5.5
2007-08	34	0	598	17.6	59-158	37.3	39-116	33.6	18-23	78.3	17	27	44	1.3	32	0	55	24	3	23	175	5.1
2008-09	1	0	11	11.1	1-4	25.0	1-3	33.3	0-2	00.0	0	0	0	0.0	0	0	1	1	0	0	3	3.0
TOTAL	69	1	1,330	19.3	115-307	37.5	88-232	37.9	47-63	74.6	28	80	108	1.6	80	0	111	50	6	45	365	5.3



12

dwight BURKE



Senior • Forward • 6-8 • 250 • Brooklyn, N.Y. • St. Benedict's Prep (N.J.)

2008-09: Made 18th career start in season opening win over Houston Baptist (11/14) ...

Season & Career Highs

Points	
Season	--
Career	12, Twice
Rebounds	
Season	2, vs. Houston Baptist (11/14/08)
Career	10, vs. Pittsburgh (3/14/08)
Assists	
Season	--
Career	2, Twice
Steals	
Season	--
Career	3, Twice
Blocked Shots	
Season	--
Career	2, Four times
Field Goals	
Season	--
Career	5, vs. Utah Valley (11/12/07)
Field Goal Attempts	
Season	--
Career	6, vs. Utah Valley (11/12/07)
Free Throws	
Season	--
Career	4, at Wisconsin (12/8/07)
Free Throw Attempts	
Season	1, vs. Houston Baptist (11/14/08)
Career	5, Three times
3-Point Field Goals	
Season	--
Career	--
3-Point Field Goal Attempts	
Season	--
Career	--

Burke's Career Stats

Year	GP	GS	Min	Avg	FG-FGA	Pct	3FG-FGA	Pct	FT-FTA	Pct	Off	Def	Tot	Avg	PF	FO	Ast	TO	Blk	Stl	Pts	Avg
2005-06	20	0	105	5.3	5-12	41.7	0-0	00.0	6-9	66.7	5	10	15	0.8	24	0	1	9	3	1	16	0.8
2006-07	34	0	303	8.9	10-31	32.3	0-0	00.0	8-30	26.7	28	34	62	1.8	51	0	3	16	14	5	28	0.8
2007-08	35	17	412	11.8	32-53	60.7	0-0	00.0	23-46	50.0	46	55	101	2.9	75	1	7	16	14	11	87	2.5
2008-09	1	1	13	13.0	0-0	00.0	0-0	00.0	0-1	00.0	0	2	2	2.0	5	1	0	0	0	0	0	0.0
TOTAL	90	18	833	9.3	47-96	49.0	0-0	00.0	37-86	43.0	79	101	180	2.0	155	2	11	41	31	17	131	1.5



22

Jerrel McNEAL



Senior • Guard • 6-3 • 200 • Chicago, Ill. • Hillcrest

2008-09: Was one of 50 players named to the John R. Wooden Award watch list and earned Preseason All-BIG EAST honors ... Tallied 20 points, five assists and four rebounds vs. Houston Baptist (11/14) and attempted a career-high eight three-pointers, while going a perfect 5-of-5 from the free throw line ...

Season & Career Highs

Points	
Season	20, vs. Houston Baptist (11/14/08)
Career	30, vs. Stanford (3/22/08)
Rebounds	
Season	4, vs. Houston Baptist (11/14/08)
Career	12, Twice
Assists	
Season	5, vs. Houston Baptist (11/14/08)
Career	10, Twice
Steals	
Season	1, vs. Houston Baptist (11/14/08)
Career	7, N. Dakota St. (12/2/06)
Blocked Shots	
Season	1, vs. Houston Baptist (11/14/08)
Career	3, Three times
Field Goals	
Season	7, vs. Houston Baptist (11/14/08)
Career	13, vs. Stanford (3/22/08)
Field Goal Attempts	
Season	17, vs. Houston Baptist (11/14/08)
Career	25, vs. Stanford (3/22/08)
Free Throws	
Season	5, vs. Houston Baptist (11/14/08)
Career	9, at Connecticut (1/10/07)
Free Throw Attempts	
Season	5, vs. Houston Baptist (11/14/08)
Career	13, at Connecticut (1/10/07)
3-Point Field Goals	
Season	1, vs. Houston Baptist (11/14/08)
Career	4, Twice
3-Point Field Goal Attempts	
Season	8, vs. Houston Baptist (11/14/08)
Career	8, vs. Houston Baptist (11/14/08)

McNeal's Career Stats

Year	GP	GS	Min	Avg	FG-FGA	Pct	3FG-FGA	Pct	FT-FTA	Pct	Off	Def	Tot	Avg	PF	FO	Ast	TO	Blk	Stl	Pts	Avg
2005-06	31	31	853	27.5	138-312	44.2	13-46	28.3	54-72	75.0	40	100	140	4.5	77	2	85	117	14	64	343	11.1
2006-07	29	29	876	30.2	154-369	41.7	30-96	31.3	88-129	68.2	50	88	138	4.8	102	6	109	118	16	76	426	14.7
2007-08	35	35	1,056	30.2	198-434	45.6	35-115	30.4	92-131	70.2	56	115	171	4.9	109	4	124	98	15	76	523	14.9
2008-09	1	1	32	32.0	7-17	41.2	1-8	12.5	5-5	1.000	0	4	4	4.0	1	0	5	2	1	1	20	20.0
TOTAL	96	96	2,817	29.3	497-1132	43.9	79-265	29.8	239-337	70.9	146	307	453	4.7	289	12	323	335	46	217	1,312	13.7



23 wesley MATTHEWS



Senior • Guard • 6-5 • 215 • Madison, Wis. • Memorial

2008-09: Recorded 27 points and eight assists, both career highs, vs. Houston Baptist (11/14), while shooting 11-of-12 from the free throw line and 7-of-11 from the field and grabbing five rebounds and five steals ...

Season & Career Highs

Points	
Season	27, vs. Houston Baptist (11/14/08)
Career	27, vs. Houston Baptist (11/14/08)
Rebounds	
Season	5, vs. Houston Baptist (11/14/08)
Career	13, vs. Lewis (12/28/05)
Assists	
Season	8, vs. Houston Baptist (11/14/08)
Career	8, vs. Houston Baptist (11/14/08)
Steals	
Season	5, vs. Houston Baptist (11/14/08)
Career	6, S. Dakota St. (12/3/05)
Blocked Shots	
Season	--
Career	2, vs. Savannah St. (12/30/06)
Field Goals	
Season	7, vs. Houston Baptist (11/14/08)
Career	7, Seven times
Field Goal Attempts	
Season	11, vs. Houston Baptist (11/14/08)
Career	18, Twice
Free Throws	
Season	11, vs. Houston Baptist (11/14/08)
Career	12, vs. Villanova (2/19/07)
Free Throw Attempts	
Season	12, vs. Houston Baptist (11/14/08)
Career	12, Three times
3-Point Field Goals	
Season	2, vs. Houston Baptist (11/14/08)
Career	4, vs. USF (1/29/08)
3-Point Field Goal Attempts	
Season	3, vs. Houston Baptist (11/14/08)
Career	5, Three times

Matthews' Career Stats

Year	GP	GS	Min	Avg	FG-FGA	Pct	3FG-FGA	Pct	FT-FTA	Pct	Off	Def	Tot	Avg	PF	FO	Ast	TO	Blk	Stl	Pts	Avg
2005-06	23	13	573	24.9	65-163	39.9	14-32	43.8	63-80	78.8	34	59	93	4.0	51	0	51	52	5	29	207	9.0
2006-07	34	34	1,062	31.2	133-304	43.8	23-80	28.8	141-183	77.0	64	115	179	5.3	84	4	75	84	5	49	430	12.6
2007-08	35	35	1,009	28.8	121-279	43.4	31-67	31.3	132-167	79.0	58	97	155	4.4	76	0	59	57	10	34	395	11.3
2008-09	1	1	31	31.0	7-11	63.6	2-3	66.6	11-12	91.7	1	4	5	5.0	2	0	8	5	0	5	27	27.0
TOTAL	93	83	2,644	28.4	326-757	43.1	60-182	33.0	347-442	78.5	157	275	432	4.6	213	4	193	198	20	117	1,059	11.4



32

lazar HAYWARD



Junior • Forward • 6-6 • 225 • Buffalo, N.Y. • Notre Dame Prep (Mass.)

2008-09: Registered his sixth career double-double with 19 points and a career-high 12 rebounds vs. Houston Baptist (11/14); was 8-of-12 shooting from the field against the Huskies ...

Season & Career Highs

Points	
Season	19, vs. Houston Baptist (11/14/08)
Career	23, Twice
Rebounds	
Season	12, vs. Houston Baptist (11/14/08)
Career	12, vs. Houston Baptist (11/14/08)
Assists	
Season	2, vs. Houston Baptist (11/14/08)
Career	3, Twice
Steals	
Season	1, vs. Houston Baptist (11/14/08)
Career	4, Four times
Blocked Shots	
Season	--
Career	2, Twice
Field Goals	
Season	8, vs. Houston Baptist (11/14/08)
Career	8, Four times
Field Goal Attempts	
Season	12, vs. Houston Baptist (11/14/08)
Career	16, vs. Seton Hall (2/12/08)
Free Throws	
Season	2, vs. Houston Baptist (11/14/08)
Career	8, Twice
Free Throw Attempts	
Season	2, vs. Houston Baptist (11/14/08)
Career	11, vs. Notre Dame (3/13/08)
3-Point Field Goals	
Season	1, vs. Houston Baptist (11/14/08)
Career	3, Five times
3-Point Field Goal Attempts	
Season	4, vs. Houston Baptist (11/14/08)
Career	6, Twice

Hayward's Career Stats

Year	GP	GS	Min	Avg	FG-FGA	Pct	3FG-FGA	Pct	FT-FTA	Pct	Off	Def	Tot	Avg	PF	FO	Ast	TO	Blk	Stl	Pts	Avg
2006-07	34	16	553	16.3	83-194	42.8	10-48	20.8	48-72	66.7	61	63	124	3.6	73	1	10	35	3	20	224	6.6
2007-08	35	33	889	25.4	158-333	47.4	41-91	45.1	92-119	77.3	66	162	228	6.5	94	3	21	63	13	39	449	12.8
2008-09	1	1	24	24.0	8-12	66.7	1-4	25.0	2-2	1.000	5	7	12	12.0	3	0	2	1	0	1	19	19.0
TOTAL	70	50	1,466	20.9	249-539	46.2	52-143	36.3	142-193	73.6	132	232	364	5.2	170	4	33	99	16	60	692	9.9



33

jimmy BUTLER



Sophomore • Guard • 6-6 • 215 • Tomball, Texas • Tomball

2008-09: Shot 5-of-8 from the field and scored 10 points with four rebounds in his debut with the Golden Eagles vs. Houston Baptist (11/14)

...

Season & Career Highs	
Points	
Season	10, vs. Houston Baptist (11/14/08)
Career	10, vs. Houston Baptist (11/14/08)
Rebounds	
Season	4, vs. Houston Baptist (11/14/08)
Career	4, vs. Houston Baptist (11/14/08)
Assists	
Season	1, vs. Houston Baptist (11/14/08)
Career	1, vs. Houston Baptist (11/14/08)
Steals	
Season	--
Career	--
Blocked Shots	
Season	1, vs. Houston Baptist (11/14/08)
Career	1, vs. Houston Baptist (11/14/08)
Field Goals	
Season	5, vs. Houston Baptist (11/14/08)
Career	5, vs. Houston Baptist (11/14/08)
Field Goal Attempts	
Season	8, vs. Houston Baptist (11/14/08)
Career	8, vs. Houston Baptist (11/14/08)
Free Throws	
Season	--
Career	--
Free Throw Attempts	
Season	1, vs. Houston Baptist (11/14/08)
Career	1 vs. Houston Baptist (11/14/08)
3-Point Field Goals	
Season	--
Career	--
3-Point Field Goal Attempts	
Season	--
Career	--


Butler's Career Stats

Year	GP	GS	Min	Avg	FG-FGA	Pct	3FG-FGA	Pct	FT-FTA	Pct	Off	Def	Tot	Avg	PF	FO	Ast	TO	Blk	Stl	Pts	Avg
2008-09	1	1	24	24.0	5-8	62.5	0-0	00.0	0-1	00.0	2	2	4	4.0	3	0	1	0	1	0	10	10.0



45

robert FROZENA



Sophomore • Guard • 6-1 • 180 • Sherwood, Wis. • St. Mary Central

2008-09: Made eighth career appearance and grabbed one rebound vs. Houston Baptist (11/14) ...

Season & Career Highs

Points	
Season	--
Career	2, vs. Savannah St. (12/29/07)
Rebounds	
Season	1, vs. Houston Baptist (11/14/08)
Career	1, Three times
Assists	
Season	--
Career	1, vs. Providence (1/3/08)
Steals	
Season	--
Career	1, vs. Coppin St. (12/21/07)
Blocked Shots	
Season	--
Career	--
Field Goals	
Season	--
Career	--
Field Goal Attempts	
Season	--
Career	--
Free Throws	
Season	--
Career	2, vs. Savannah St. (12/29/07)
Free Throw Attempts	
Season	--
Career	2, Twice
3-Point Field Goals	
Season	--
Career	--
3-Point Field Goal Attempts	
Season	--
Career	--

Frozena's Career Stats

Year	GP	GS	Min	Avg	FG-FGA	Pct	3FG-FGA	Pct	FT-FTA	Pct	Off	Def	Tot	Avg	PF	FO	Ast	TO	Blk	Stl	Pts	Avg
2007-08	7	0	9	1.3	0-0	00.0	0-0	00.0	3-4	75.0	0	2	2	0.3	0	0	1	0	0	1	3	0.4
2008-09	1	0	1	1.0	0-0	00.0	0-0	00.0	0-0	00.0	1	0	1	1.0	1	0	0	0	0	0	0	0.0
TOTAL	8	0	10	1.3	0-0	00.0	0-0	00.0	3-4	75.0	1	2	3	0.4	1	0	1	0	0	1	3	0.4



CAREER GAME-BY-GAME STATISTICS

1 JAMES, Dominic

2008-09 Statistics

	min	fg-a	3fg-a	ft-a	reb	ast	to	bk	st	pf	pts
Houston Baptist	26	2-5	0-3	1-2	2	5	4	0	6	1	5
Chicago State											
Milwaukee											
Texas Southern											
vs. Northern Iowa											
vs. Dayton											
Central Michigan											
Wisconsin											
IPFW											
vs. Tennessee											
Western Carolina											
at N.C. State											
Presbyterian											
Villanova											
Cincinnati											
at Rutgers											
West Virginia											
at Providence											
DePaul											
at Notre Dame											
Georgetown											
at DePaul											
at USF											
at Villanova											
St. John's											
Seton Hall											
at Georgetown											
Connecticut											
at Louisville											
at Pittsburgh											
Syracuse											

2007-08 Statistics

	min	fg-a	3fg-a	ft-a	reb	ast	to	bk	st	pf	pts
IUPUI	31	3-7	0-3	6-7	1	3	2	1	4	2	12
Utah Valley	31	4-11	2-4	3-4	0	1	0	0	2	2	13
at Chaminade	28	4-12	0-4	3-4	0	2	0	0	3	1	11
vs. Okla. St.	27	5-11	4-6	4-4	1	5	4	1	2	1	18
vs. Duke	27	4-16	0-3	4-6	6	3	2	0	1	4	12
UWM	29	10-15	2-5	0-0	4	5	2	0	4	1	22
at Wisconsin	34	7-15	1-4	5-8	5	6	3	0	2	3	20
Sacramento St.	27	3-11	1-4	1-2	2	4	3	0	1	2	8
IPFW	29	7-13	2-2	1-4	3	6	4	0	2	1	17
Coppin St.	31	6-10	3-6	3-4	4	8	4	0	3	0	18
Savannah St.	28	4-12	1-3	3-5	3	3	2	0	1	1	12
Providence	28	6-11	4-6	5-6	3	6	0	0	1	2	21
at WVU	35	4-12	2-6	0-0	0	5	0	0	1	3	10
Seton Hall	29	4-12	1-5	4-6	5	3	3	1	1	2	13
Notre Dame	24	6-15	3-6	1-1	3	7	3	0	4	2	16
at Louisville	29	1-5	0-3	1-2	5	1	0	0	1	2	3
at Connecticut	29	4-10	0-1	1-3	2	3	1	0	0	4	9
DePaul	30	7-11	1-2	4-5	2	3	3	0	1	3	19
USF	19	1-7	0-2	1-6	0	4	0	0	1	1	3
at Cincinnati	34	2-9	0-5	4-6	4	4	3	0	0	4	8
Louisville	18	3-9	1-5	1-2	4	0	3	0	0	4	8
at Notre Dame	32	10-16	3-6	0-0	1	6	1	1	1	1	23
at Seton Hall	32	2-9	1-4	4-7	2	6	2	1	3	4	9
Pittsburgh	31	2-11	0-6	0-0	5	12	0	0	2	4	4
at St. John's	36	5-16	0-3	9-9	1	4	1	0	0	4	19
Rutgers	29	5-9	1-3	2-2	0	6	5	0	0	1	13
at Villanova	33	9-13	5-8	2-2	3	4	5	0	6	2	25
Georgetown	38	6-11	1-3	2-6	2	1	3	0	2	3	15
Florida Gulf Coast	30	4-10	1-5	2-3	2	4	5	0	3	3	11
at Syracuse	33	3-12	1-5	0-0	1	5	5	0	3	2	7
vs. Seton Hall	34	4-8	1-3	2-6	5	2	2	2	4	2	11
vs. Notre Dame	33	4-9	2-4	0-0	6	6	1	0	2	3	10
vs. Pittsburgh	35	3-16	0-4	2-2	3	3	0	0	1	1	8
vs. Kentucky	29	3-9	1-3	8-10	1	3	0	0	1	3	15
vs. Stanford	38	4-16	0-3	1-2	4	10	3	1	1	0	9

2 ACKER, Maurice

2008-09 Statistics

	min	fg-a	3fg-a	ft-a	reb	ast	to	bk	st	pf	pts
Houston Baptist	16	1-6	0-1	2-2	5	1	0	0	0	3	4
Chicago State											
Milwaukee											
Texas Southern											
vs. Northern Iowa											
vs. Dayton											
Central Michigan											
Wisconsin											
IPFW											
vs. Tennessee											
Western Carolina											
at N.C. State											
Presbyterian											
Villanova											
Cincinnati											
at Rutgers											
West Virginia											
at Providence											
DePaul											
at Notre Dame											
Georgetown											
at DePaul											
at USF											
at Villanova											
St. John's											
Seton Hall											
at Georgetown											
Connecticut											
at Louisville											
at Pittsburgh											
Syracuse											

2006-07 Statistics

	min	fg-a	3fg-a	ft-a	reb	ast	to	bk	st	pf	pts
Hillsdale	30	3-15	0-1	7-8	1	4	2	0	4	2	13
Idaho St.	38	5-14	3-8	4-9	5	3	0	4	1	1	17
Detroit	29	8-15	2-5	2-4	2	5	0	0	4	1	20
Eastern Michigan	25	6-11	3-6	2-4	2	6	4	0	0	3	17
vs. Texas Tech	32	7-15	1-6	1-4	1	1	4	0	0	3	16
vs. Duke	34	9-15	2-4	5-6	3	7	1	0	1	0	25
at Valparaiso	26	4-12	3-9	11-13	0	3	2	1	2	2	22
Northwestern St.	31	7-12	0-3	5-7	5	6	1	0	2	2	19
North Dakota St.	27	3-11	1-5	1-2	2	6	3	1	2	2	8
Delaware St.	33	5-7	2-2	1-4	1	1	4	1	0	2	13
Wisconsin	37	7-19	2-7	3-6	4	1	2	0	2	2	19
UMBC	36	8-16	0-6	1-1	2	6	3	0	4	2	17
Oakland	31	8-14	1-2	3-5	6	9	6	0	1	2	20
Morgan St.	31	2-6	1-2	2-2	0	3	6	0	2	1	7
Savannah St.	35	6-11	2-5	8-11	1	6	3	0	2	2	22
at Providence	37	3-11	1-8	5-7	2	4	1	0	2	3	12
Syracuse	32	3-12	0-7	0-3	4	6	2	1	3	4	6
at Connecticut	33	5-18	1-5	6-10	4	4	3	0	3	2	17
West Virginia	33	8-17	3-5	2-4	5	6	4	0	5	2	21
at Louisville	35	7-16	4-7	0-0	3	5	4	0	1	2	18
at Pittsburgh	39	6-14	4-9	7-8	1	5	0	0	0	3	23
Seton Hall	36	5-10	1-3	0-4	4	4	1	0	1	2	11
at USF	33	5-11	2-6	4-7	3	6	3	0	4	2	16
Providence	31	2-11	0-4	2-4	2	3	2	0	0	1	6
Rutgers	34	1-7	0-4	4-4	4	7	0	0	1	3	6
at Georgetown	34	2-17	0-6	2-2	4	3	2	0	0	1	6
at DePaul	38	6-17	1-5	4-7	4	6	3	0	1	3	17
Louisville	34	3-6	0-1	3-6	5	3	4	0	2	3	9
Villanova	35	5-13	2-7	6-6	3	5	4	1	2	4	18
at Notre Dame	36	6-20	1-4	1-3	9	8	1	0	2	4	14
Pittsburgh	27	3-10	1-5	1-2	2	10	1	1	1	1	8
vs. St. John's	37	2-14	0-9	5-6	5	8	5	0	1	2	9
vs. Pittsburgh	35	5-12	2-8	4-4	3	5	2	0	1	3	16
vs. Michigan St.	36	6-16	4-10	2-2	2	2	3	0	2	0	18

2005-06 Statistics

	min	fg-a	3fg-a	ft-a	reb	ast	to	bk	st	pf	pts
Rice	30	4-12	3-7	5-7	6	9	2	1	1	3	16
Winthrop	37	5-13	2-7	3-4	2	7	4	0	2	2	15
vs. E. Washington	32	5-11	0-3	4-6	3	3	6	1	2	5	14
vs. Oral Roberts	30	4-13	1-6	6-11	3	8	3	0	1	3	15
vs. South Carolina	32	3-12	2-7	4-6	2	9	3	0	0	0	12
at Nebraska	32	9-21	4-14	0-0	8	3	3	0	1	4	22
South Dakota St.	31	7-9	0-0	0-5	5	8	2	0	5	2	14
Valparaiso	27	5-10	2-4	0-0	5	4	1	0	0	2	12
at Wisconsin	34	4-12	0-3	2-5	8	8	4	1	1	3	10
San Francisco	30	0-5	0-4	4-6	1	2	2	1	0	0	4
Oakland	29	7-17	2-5	1-3	5	4	7	0	2	2	17
Delaware St.	29	5-8	0-2	0-0	1	4	2	1	0	3	10
Lewis	30	7-12	3-6	5-7	5	7	1	0	1	1	22
Connecticut	31	2-13	1-5	2-2	4	7	1	0	1	3	7
Cincinnati	33	6-15	2-4	4-4	6	4	3	1	2	2	18
at Seton Hall	34	5-10	1-3	2-4	3	4	4	1	1	2	13
at West Virginia	34	10-15	3-5	5-7	6	8	7	0	2	1	28
at DePaul	35	11-17	3-4	4-8	5	3	3	0			



CAREER GAME-BY-GAME STATISTICS

4 HAZEL, Patrick

2008-09 Statistics

	min	fg-a	3fg-a	ft-a	reb	ast	to	bk	st	pf	pts
Houston Baptist	22	3-3	0-0	1-3	4	0	0	1	0	3	7
Chicago State											
Milwaukee											
Texas Southern											
vs. Northern Iowa											
vs. Dayton											
Central Michigan											
Wisconsin											
IPFW											
vs. Tennessee											
Western Carolina											
at N.C. State											
Presbyterian											
Villanova*											
Cincinnati*											
at Rutgers*											
West Virginia*											
at Providence*											
DePaul*											
at Notre Dame*											
Georgetown*											
at DePaul*											
at USF*											
at Villanova*											
St. John's*											
Seton Hall*											
at Georgetown*											
Connecticut*											
at Louisville*											
at Pittsburgh*											
Syracuse*											

2007-08 Statistics

	min	fg-a	3fg-a	ft-a	reb	ast	to	bk	st	pf	pts
IUPUI											DNP
Utah Valley											DNP
at Chaminade											DNP
vs. Okla. St.	4	0-0	0-0	0-0	3	0	0	0	0	0	0
vs. Duke											DNP
UWM	9	1-1	0-0	0-0	2	0	0	1	0	1	2
at Wisconsin											DNP
Sacramento St.	3	0-0	0-0	0-0	1	0	0	0	0	0	0
IPFW	3	1-1	0-0	1-1	1	0	0	0	0	0	3
Coppin St.	7	0-0	0-0	0-0	2	0	0	2	0	1	0
Savannah St.	6	0-0	0-0	0-1	1	0	0	0	0	1	0
Providence	2	1-1	0-0	0-0	0	0	1	0	0	1	2
at WVU											DNP
Seton Hall											DNP
Notre Dame	3	0-1	0-0	0-0	0	0	0	0	0	0	0
at Louisville											DNP
at Connecticut	2	0-0	0-0	0-0	0	0	0	0	0	0	0
DePaul											DNP
USF											DNP
at Cincinnati											DNP
Louisville											DNP
at Notre Dame											DNP
at Seton Hall	3	0-0	0-0	0-0	3	1	0	0	0	1	0
Pittsburgh	2	0-0	0-0	0-0	1	0	0	0	0	0	0
at St. John's	1	0-0	0-0	0-0	0	0	0	0	0	0	0
Rutgers	2	0-0	0-0	0-0	2	1	0	1	0	0	0
at Villanova											DNP
Georgetown											DNP
Florida Gulf Coast	2	0-0	0-0	0-0	0	0	0	1	0	0	0
at Syracuse											DNP
vs. Seton Hall											DNP
vs. Notre Dame											DNP
vs. Pittsburgh											DNP
vs. Kentucky											DNP
vs. Stanford											DNP

10 CUBILLAN, David

2008-09 Statistics

	min	fg-a	3fg-a	ft-a	reb	ast	to	bk	st	pf	pts
Houston Baptist	11	1-4	1-3	0-2	0	1	1	0	0	0	3
Chicago State											
Milwaukee											
Texas Southern											
vs. Northern Iowa											
vs. Dayton											
Central Michigan											
Wisconsin											
IPFW											
vs. Tennessee											
Western Carolina											
at N.C. State											
Presbyterian											
Villanova*											
Cincinnati*											
at Rutgers*											
West Virginia*											
at Providence*											
DePaul*											
at Notre Dame*											
Georgetown*											
at DePaul*											
at USF*											
at Villanova*											
St. John's*											
Seton Hall*											
at Georgetown*											
Connecticut*											
at Louisville*											
at Pittsburgh*											
Syracuse*											

2006-07 Statistics

	min	fg-a	3fg-a	ft-a	reb	ast	to	bk	st	pf	pts
Hillsdale	19	2-3	1-2	0-1	2	1	2	0	1	2	5
Idaho St.	18	0-1	0-1	0-0	2	1	0	1	0	1	0
Detroit	20	3-5	2-3	2-2	0	2	2	0	0	2	10
Eastern Michigan	16	3-4	3-4	1-2	1	5	1	0	0	1	10
vs. Texas Tech	28	4-6	3-5	0-0	5	1	1	0	1	2	11
vs. Duke	19	1-3	1-3	2-3	1	0	1	0	0	2	5
at Valparaiso	23	1-3	1-3	1-2	2	1	1	0	1	0	4
Northwestern St.	22	1-5	1-4	0-0	2	4	1	0	3	2	3
North Dakota St.	15	3-4	2-3	0-0	1	3	1	0	0	2	8
Delaware St.	19	1-2	1-1	0-0	0	4	0	0	2	0	3
Wisconsin	18	1-5	1-2	0-0	2	1	0	0	1	1	3
UMBC	19	1-5	1-5	0-2	1	2	0	0	1	0	3
Oakland	25	2-3	2-2	2-2	2	2	3	1	0	2	8
Morgan St.	15	1-2	0-1	0-0	0	1	0	0	1	0	2
Savannah St.	10	0-0	0-0	0-0	0	2	0	0	0	2	0
at Providence*	30	1-7	1-5	0-0	2	1	1	0	2	0	3
Syracuse	21	2-5	2-5	0-0	1	1	2	0	1	3	6
at Connecticut	12	0-2	0-0	0-0	1	1	1	0	0	1	0
West Virginia	24	5-5	4-4	0-0	4	0	1	0	1	1	14
at Louisville	22	0-2	0-2	0-0	1	0	0	0	0	2	0
at Pittsburgh	30	0-3	0-2	0-0	4	2	2	0	0	1	0
Seton Hall	13	0-3	0-1	0-0	1	1	0	0	0	2	0
at USF	24	3-7	3-6	0-0	3	2	3	0	1	1	9
Providence	21	2-4	2-3	0-0	3	1	2	0	1	1	6
Rutgers	23	2-6	2-5	4-4	3	2	0	0	0	1	10
at Georgetown	26	1-8	1-6	0-0	2	1	0	0	0	1	3
at DePaul	18	0-1	0-1	0-0	0	1	1	0	1	2	0
Louisville	13	1-4	1-3	1-2	4	0	0	0	0	1	0
Villanova	29	2-6	2-6	2-2	1	1	0	0	0	2	8
at Notre Dame	27	2-6	2-5	4-4	1	2	0	0	2	2	10
Pittsburgh	26	4-7	4-7	8-8	5	2	0	0	0	2	20
vs. St. John's	19	1-3	1-1	2-4	2	1	0	0	0	2	5
vs. Pittsburgh	30	2-7	1-4	0-0	3	3	0	0	0	3	5
vs. Michigan St.	27	3-8	3-8	0-0	2	3	1	0	1	2	9

2007-08 Statistics

	min	fg-a	3fg-a	ft-a	reb	ast	to	bk	st	pf	pts
IUPUI	23	3-9	2-8	1-1	1	3	1	0	0	2	9
Utah Valley	19	4-8	2-6	2-2	1	2	0	0	2	0	12
at Chaminade	24	3-8	2-6	3-3	1	2	1	0	3	0	11
vs. Okla. St.	23	4-5	2-2	0-0	2	1	2	0	0	0	10
vs. Duke	21	2-4	2-4	0-0	1	2	0	0	1	2	6
UWM	26	5-9	2-6	0-0	4	6	1	0	0	1	12
at Wisconsin	20	1-5	1-4	0-0	1	2	0	0	0	1	3
Sacramento St.	23	1-4	0-2	3-5	2	3	1	1	2	1	5
IPFW	18	4-9	3-8	0-0	3	1	3	0	0	1	11
Coppin St.											DNP
Savannah St.	14	2-4	1-2	0-0	1	2	1	0	0	0	5
Providence	22	1-4	0-3	0-0	1	1	0	0	2	1	2
at WVU	20	2-6	1-4	0-0	2	2	2	0	0	4	5
Seton Hall	10	1-4	1-4	0-0	0	0	0	0	0	1	3
Notre Dame	15	4-7	3-5	0-0	2	2	1	0	1	0	11
at Louisville	14	0-1	0-1	0-1	0	0	0	0	0	3	0
at Connecticut	16	3-3	2-2	0-0	2	1	1	0	1	1	8
DePaul	26	3-6	2-4	1-1	3	5	1	1	3	1	9
USF	21	1-3	1-2	0-0	1	2	2	0	1	2	3
at Cincinnati	7	0-2	0-0	0-0	0	0	0	0	0	1	0
Louisville	19	0-3	0-3	0-0	2	2	0	1	0	1	0
at Notre Dame	20	4-8	3-6	0-0	0	1	0	0	0	2	11
at Seton Hall	20	2-8	2-4	4-4	1	0	0	0	1	1	10
Pittsburgh	23	4-7	3-5	2-2	2	1	0	0	0	2	13
at St. John's	24	1-5	1-4	0-0	2	3	2	0	2	0	3
Rutgers	16	2-5	2-4	0-0	0	2	2	0	0	1	6
at Villanova	16	1-3	0-2								



CAREER GAME-BY-GAME STATISTICS

#12 BURKE, Dwight

2008-09 Statistics

	min	fg-a	3fg-a	ft-a	reb	ast	to	bk	st	pf	pts
Houston Baptist	13	0-0	0-0	0-1	2	0	0	0	0	5	0
Chicago State											
Milwaukee											
Texas Southern											
vs. Northern Iowa											
vs. Dayton											
Central Michigan											
Wisconsin											
IPFW											
vs. Tennessee											
Western Carolina											
at N.C. State											
Presbyterian											
Villanova*											
Cincinnati*											
at Rutgers*											
West Virginia*											
at Providence*											
DePaul*											
at Notre Dame*											
Georgetown*											
at DePaul*											
at USF*											
at Villanova*											
St. John's*											
Seton Hall*											
at Georgetown*											
Connecticut*											
at Louisville*											
at Pittsburgh*											
Syracuse*											

2007-08 Statistics

	min	fg-a	3fg-a	ft-a	reb	ast	to	bk	st	pf	pts
IUPUI*	16	1-2	0-0	0-0	2	0	0	0	0	2	2
Utah Valley*	24	5-6	0-0	2-2	8	0	1	0	0	3	12
at Chamaine*	12	2-3	0-0	0-0	4	0	1	0	0	3	4
vs. Okla. St.*	18	0-1	0-0	1-2	1	0	3	1	3	3	1
vs. Duke*	11	1-3	0-0	0-1	2	0	0	0	0	2	2
UWM*	18	3-3	0-0	1-4	3	1	1	1	0	1	7
at Wisconsin*	17	4-5	0-0	4-5	9	0	1	2	0	1	12
Sacramento St.*	15	2-2	0-0	1-4	5	0	1	1	3	3	5
IPFW*	12	1-1	0-0	0-0	2	0	1	0	0	4	2
Coppin St.	8	0-1	0-0	2-2	2	0	0	1	0	0	2
Savannah St.	12	1-2	0-0	0-0	5	0	1	0	0	3	2
Providence*	13	1-2	0-0	0-0	2	0	0	1	0	4	2
at WVU*	14	1-1	0-0	1-1	3	1	0	0	0	3	3
Seton Hall*	16	0-0	0-0	1-3	4	0	0	1	1	1	1
Notre Dame*	14	0-4	0-0	0-0	4	2	1	0	1	4	0
at Louisville*	12	0-0	0-0	0-0	1	0	0	0	0	5	0
at Connecticut	6	0-2	0-0	0-0	2	0	0	1	0	0	0
DePaul	14	1-1	0-0	1-2	1	1	1	0	0	1	3
USF*	22	2-3	0-0	1-3	4	0	0	0	0	4	5
at Cincinnati*	11	0-0	0-0	0-0	2	1	1	0	0	0	0
Louisville*	15	0-1	0-0	0-0	2	0	0	0	1	3	0
at Notre Dame	8	2-2	0-0	0-0	0	0	0	0	0	2	4
at Seton Hall	4	1-1	0-0	0-0	3	0	0	0	0	0	2
Pittsburgh	3	0-0	0-0	0-0	0	0	1	1	0	1	0
at St. John's	5	0-0	0-0	0-0	0	0	1	0	0	3	0
Rutgers	3	0-0	0-0	0-0	0	1	0	1	0	1	0
at Villanova	4	0-0	0-0	0-0	1	0	0	0	0	0	0
Georgetown	14	1-1	0-0	3-5	4	0	0	0	1	2	5
Florida Gulf Coast	4	0-0	0-0	0-0	0	0	1	0	1	2	0
at Syracuse	7	0-0	0-0	1-2	3	0	0	0	0	3	1
vs. Seton Hall	3	0-0	0-0	0-0	2	0	1	0	0	0	0
vs. Notre Dame	7	1-1	0-0	0-0	2	0	0	0	1	1	2
vs. Pittsburgh	23	1-4	0-0	2-5	10	0	0	1	0	3	4
vs. Kentucky	14	0-0	0-0	1-3	5	0	0	1	0	4	1
vs. Stanford	13	1-1	0-0	1-2	3	0	0	0	0	3	3

#21 FULCE, Joseph

2008-09 Statistics

	min	fg-a	3fg-a	ft-a	reb	ast	to	bk	st	pf	pts
Houston Baptist											DNP
Chicago State											
Milwaukee											
Texas Southern											
vs. Northern Iowa											
vs. Dayton											
Central Michigan											
Wisconsin											
IPFW											
vs. Tennessee											
Western Carolina											
at N.C. State											
Presbyterian											
Villanova*											
Cincinnati*											
at Rutgers*											
West Virginia*											
at Providence*											
DePaul*											
at Notre Dame*											
Georgetown*											
at DePaul*											
at USF*											
at Villanova*											
St. John's*											
Seton Hall*											
at Georgetown*											
Connecticut*											
at Louisville*											
at Pittsburgh*											
Syracuse*											

2006-07 Statistics

	min	fg-a	3fg-a	ft-a	reb	ast	to	bk	st	pf	pts
Hillsdale	6	1-1	0-0	0-0	2	0	0	0	0	0	2
Idaho St.	2	0-1	0-0	0-0	1	0	0	0	0	0	0
Detroit	4	0-0	0-0	0-0	0	0	0	2	0	0	0
Eastern Michigan	12	1-2	0-0	1-3	2	0	0	1	0	3	3
vs. Texas Tech	14	2-2	0-0	0-0	3	2	0	1	0	2	4
vs. Duke	8	0-0	0-0	0-0	2	0	0	0	0	3	0
at Valparaiso	7	0-0	0-0	0-0	0	0	1	0	1	4	0
Northwestern St.	6	0-0	0-0	0-0	1	0	2	0	0	1	0
North Dakota St.	11	0-1	0-0	0-0	3	0	0	0	0	0	0
Delaware St.	8	0-0	0-0	0-2	2	0	0	0	0	2	0
Wisconsin	7	0-0	0-0	0-0	0	0	0	0	0	1	0
UMBC	17	0-3	0-0	0-2	3	0	1	2	0	1	0
Oakland	5	0-1	0-0	0-0	0	0	1	0	0	2	0
Morgan St.	6	0-0	0-0	0-0	1	0	0	0	0	1	0
Savannah St.	6	0-0	0-0	0-0	0	0	0	0	0	0	0
at Providence	4	0-0	0-0	0-0	0	0	0	0	0	2	0
Syracuse	18	0-1	0-0	0-0	5	0	1	2	0	2	0
at Connecticut	23	2-5	0-0	1-2	7	0	1	2	1	4	5
West Virginia	13	1-1	0-0	3-4	4	0	0	0	0	2	5
at Louisville	8	0-0	0-0	0-0	1	0	2	0	0	1	0
at Pittsburgh	10	1-1	0-0	0-2	3	0	1	0	0	2	2
Seton Hall	8	1-1	0-0	0-3	2	0	0	1	0	1	2
at USF	11	0-2	0-0	0-0	4	1	2	0	0	2	0
Providence	5	0-0	0-0	0-0	0	0	1	0	0	1	0
Rutgers	7	0-1	0-0	1-2	1	0	0	0	0	1	1
at Georgetown	8	0-1	0-0	1-2	2	0	0	0	0	0	1
at DePaul	4	0-0	0-0	0-2	1	0	0	0	0	0	0
Louisville	11	0-1	0-0	0-0	1	0	1	2	0	2	0
Villanova	8	0-1	0-0	0-2	3	0	0	0	0	4	0
at Notre Dame	19	1-3	0-0	0-0	5	0	0	1	1	2	2
Pittsburgh	3	0-0	0-0	0-0	0	0	1	0	0	1	0
vs. St. John's	11	0-1	0-0	1-2	3	0	0	0	1	3	1
vs. Pittsburgh	9	0-0	0-0	0-0	0	0	1	0	0	2	0
vs. Michigan St.	4	0-1	0-0	0-2	0	0	0	0	0	0	0

2005-06 Statistics

	min	fg-a	3fg-a	ft-a	reb	ast	to	bk	st	pf	pts
Rice											DNP
Winthrop											DNP
vs. E. Washington	5	0-0	0-0	2-2	1	0	1	0	0	1	2
vs. Oral Roberts	5	1-3	0-0	0-1	1	0	1	1	1	1	2
vs. South Carolina											DNP
at Nebraska	2	0-0	0-0	0-0	0	0	0	0	0	1	0
South Dakota St.	8	1-1	0-0	0-0	2	0	0	1	0	1	2
Valparaiso	3	0-0	0-0	0-0	1	0	0	0	0	2	0
at Wisconsin											DNP
San Francisco											DNP
Oakland	2	1-1	0-0	0-0	0	0	1	0	0	1	2
Delaware St.	6	0-0	0-0	0-0	1	0	1	0	0	0	0
Lewis	6	1-1	0-0	0-0	0	0	0	0	0	0	2
Connecticut	7	1-1	0-0	1-2	0	0	1	0	0	2	3
Cincinnati	1	0-0	0-0	0-0	0	0	0	0	0	0	0
at Seton Hall	9	0-0	0-0	0-0	1	0	0	0	0	1	0
at West Virginia	5	0-1	0-0	0-0	3	0	1	0	0	3	0
at DePaul	0+	0-0	0-0	0-0	0	0	0	0	0	0	0
Notre Dame											DNP
DePaul											DNP
at Pittsburgh											DNP
St. John's	5	0-0	0-0	0-0	0	0	0	0	0	0	0
at Villanova	11	0-0	0-0	0-0	0	0	0	0	0		



CAREER GAME-BY-GAME STATISTICS

#22 McNEAL, Jerel

2008-09 Statistics

	min	fg-a	3fg-a	ft-a	reb	ast	to	bk	st	pf	pts
Houston Baptist	32	7-17	1-8	5-5	4	5	2	1	1	1	20
Chicago State											
Milwaukee											
Texas Southern											
vs. Northern Iowa											
vs. Dayton											
Central Michigan											
Wisconsin											
IPFW											
vs. Tennessee											
Western Carolina											
at N.C. State											
Presbyterian											
Villanova*											
Cincinnati*											
at Rutgers*											
West Virginia*											
at Providence*											
DePaul*											
at Notre Dame*											
Georgetown*											
at DePaul*											
at USF*											
at Villanova*											
St. John's*											
Seton Hall*											
at Georgetown*											
Connecticut*											
at Louisville*											
at Pittsburgh*											
Syracuse*											

2007-08 Statistics

	min	fg-a	3fg-a	ft-a	reb	ast	to	bk	st	pf	pts
IUPUI*	33	8-11	1-2	3-4	4	2	4	0	3	2	20
Utah Valley*	26	3-14	0-1	1-4	9	2	3	1	2	3	7
at Chaminade*	27	10-14	0-2	2-4	3	0	2	0	2	3	22
vs. Okla. St.*	24	7-14	1-2	5-8	5	3	0	0	1	3	20
vs. Duke*	30	4-7	0-2	3-4	3	4	3	0	1	4	11
UWM*	33	6-12	2-4	2-3	5	10	2	0	3	3	16
at Wisconsin*	34	7-17	0-2	0-0	5	3	3	0	5	4	14
Sacramento St.*	30	3-6	1-3	6-8	4	4	5	0	2	3	13
IPFW*	27	3-7	0-2	1-5	7	2	3	0	2	2	7
Coppin St.*	26	4-5	3-4	7-8	6	6	3	0	3	3	18
Savannah St.*	24	3-7	0-2	3-3	5	2	3	0	3	3	9
Providence*	28	2-5	0-2	0-0	2	9	3	0	3	4	4
at WVU*	30	4-8	0-2	2-2	3	3	3	0	2	5	10
Seton Hall*	34	6-17	1-3	1-2	7	5	6	3	2	2	14
Notre Dame*	29	7-15	2-5	2-2	4	3	1	1	2	1	18
at Louisville*	33	7-17	0-1	2-3	4	1	7	0	2	3	16
at Connecticut*	33	3-10	0-3	3-4	0	2	2	0	2	2	9
DePaul*	29	5-17	1-5	4-4	3	3	2	0	1	4	15
USF*	25	2-9	0-1	2-3	6	2	3	0	0	5	6
at Cincinnati*	31	5-11	0-3	3-5	5	7	0	0	2	4	13
Louisville*	27	4-9	1-3	2-5	4	2	1	0	3	5	11
at Notre Dame*	36	3-15	2-5	2-4	5	5	2	1	2	4	10
at Seton Hall*	30	6-12	2-4	0-0	4	3	2	0	0	3	14
Pittsburgh*	31	8-13	1-4	0-0	6	3	1	1	0	2	17
at St. John's*	34	8-16	2-6	2-2	7	4	5	1	3	4	20
Rutgers*	27	7-10	0-0	0-0	7	7	2	3	5	1	14
at Villanova*	35	5-14	1-5	3-3	3	5	0	2	4	14	
Georgetown*	17	5-21	0-3	7-12	8	6	2	0	6	2	17
Florida Gulf Coast*	23	2-4	0-1	2-3	0	4	3	0	2	5	6
at Syracuse*	31	7-14	2-3	6-7	6	2	2	1	2	3	22
vs. Seton Hall*	37	7-15	1-3	6-7	9	4	1	1	1	1	21
vs. Notre Dame*	27	9-16	4-7	6-8	6	1	2	1	1	4	28
vs. Pittsburgh*	26	7-12	1-3	2-2	3	1	5	0	3	4	17
vs. Kentucky*	34	8-15	2-5	2-2	5	2	4	0	2	1	20
vs. Stanford*	34	13-25	4-12	0-0	8	2	3	1	1	4	30

#23 MATTHEWS, Wesley

2008-09 Statistics

	min	fg-a	3fg-a	ft-a	reb	ast	to	bk	st	pf	pts
Houston Baptist	31	7-11	2-3	11-12	5	8	5	0	5	2	27
Chicago State											
Milwaukee											
Texas Southern											
vs. Northern Iowa											
vs. Dayton											
Central Michigan											
Wisconsin											
IPFW											
vs. Tennessee											
Western Carolina											
at N.C. State											
Presbyterian											
Villanova*											
Cincinnati*											
at Rutgers*											
West Virginia*											
at Providence*											
DePaul*											
at Notre Dame*											
Georgetown*											
at DePaul*											
at USF*											
at Villanova*											
St. John's*											
Seton Hall*											
at Georgetown*											
Connecticut*											
at Louisville*											
at Pittsburgh*											
Syracuse*											

2006-07 Statistics

	min	fg-a	3fg-a	ft-a	reb	ast	to	bk	st	pf	pts
Hillsdale*	35	7-22	0-5	5-7	7	4	5	1	3	2	19
Idaho St.*	32	5-16	1-7	2-4	4	3	5	0	6	4	13
Detroit*	27	3-8	1-3	0-1	2	7	3	2	3	3	7
Eastern Michigan*	28	2-9	1-4	4-6	8	3	4	2	3	3	9
vs. Texas Tech*	22	7-14	2-7	3-3	7	7	4	0	3	4	19
vs. Duke*	37	7-17	0-2	3-6	6	2	4	0	6	2	17
at Valparaiso*	27	3-8	1-4	3-4	3	1	3	0	1	4	10
Northwestern St.*	25	5-15	1-2	2-2	5	2	4	0	3	4	13
North Dakota St.*	32	8-17	0-3	0-1	1	1	5	0	7	3	16
Delaware St.*	34	5-11	1-2	5-6	3	4	3	0	4	2	16
Wisconsin*	32	6-11	0-1	4-6	5	4	4	2	1	5	16
UMBC*	25	5-11	3-5	2-3	5	2	1	0	0	4	15
Oakland*	29	6-9	0-0	5-7	5	4	2	0	6	2	17
Morgan St.*	31	8-15	2-5	7-8	3	7	3	0	4	4	25
Savannah St.*	27	1-9	0-1	4-4	3	5	6	1	1	3	6
at Providence											DNP
Syracuse*	29	7-17	2-6	0-4	3	3	7	1	5	5	16
at Connecticut*	34	5-13	0-2	9-13	7	4	8	0	2	4	19
West Virginia*	25	4-10	0-0	3-4	9	7	7	0	2	5	11
at Louisville*	28	4-10	0-2	7-8	2	7	4	0	1	4	15
at Pittsburgh*	33	3-10	1-3	1-1	3	2	3	0	1	5	8
Seton Hall*	34	9-15	2-4	2-2	7	10	3	1	4	2	22
at USF*	28	5-13	1-3	2-5	5	1	4	1	2	4	13
Providence*	35	8-13	1-3	1-4	12	5	5	1	1	3	18
Rutgers*	28	4-7	2-4	0-0	5	4	4	2	0	4	10
at Georgetown*	26	5-13	1-5	0-0	3	1	3	0	1	5	11
at DePaul*	36	7-18	1-4	1-2	4	2	4	1	3	1	16
Louisville*	37	6-13	3-4	3-5	1	4	3	1	1	2	18
Villanova*	32	6-15	1-2	2-2	7	3	3	0	1	5	15
at Notre Dame*	28	3-10	2-3	8-11	3	0	4	0	1	4	16
Pittsburgh											DNP
vs. St. John's											DNP
vs. Pittsburgh											DNP
vs. Michigan St.											DNP

2005-06 Statistics

	min	fg-a	3fg-a	ft-a	reb	ast	to	bk	st	pf	pts
Rice*	31	5-7	1-2	3-3	6	1	8	2	2	3	14
Winthrop*	23	2-4	1-1	1-2	4	2	2	1	2	3	6
vs. E. Washington*	27	5-6	0-0	5-5	6	4	2	0	3	3	15
vs. Oral Roberts*	26	3-5	0-0	2-2	2	5	6	1	2	1	8
vs. South Carolina*	25	2-4	1-1	2-2	4	0	2	0	2	0	7
at Nebraska*	32	1-5	0-2	5-5	2	2	4	1	2	4	7
South Dakota St.*	18	3-6	0-0	3-4	0	1	3	0	4	5	9
Valparaiso*	29	4-10	0-2	4-4	4	4	1	1	2	2	12
at Wisconsin*	13	3-7	0-0	0-0	2	1	3	0	1	5	6
San Francisco*	32	6-14	1-3	2-5	1	2	3	0	3	3	15
Oakland*	27	8-12	1-3	1-1	7	5	2	0	3	2	18
Delaware St.*	29	4-9	2-2	0-0	6	4	2	0	2	1	10
Lewis*	26	5-9	1-1	0-0	6	2	5	1	0	0	11
Connecticut*	35	7-22	1-5	4-6	12	2	4	0	2	3	19
Cincinnati*	35	7-21	0-3	2-2	4	2	3	0	1	3	16
at Seton Hall*	37	3-10	1-2	2-3	4	3	6	2	3	2	9
at West Virginia*	32	4-9	0-0	1-2	5	3	5	0	1	4	9
at DePaul*	33	4-6	1-1	2-3	4	7	5	0	0	1	11
Notre Dame*	30	6-9	0-0	0-2	3	5	5	3	5	3	12
DePaul*	36	5-15	1-2								



CAREER GAME-BY-GAME STATISTICS

#23 MATTHEWS, W. (con't)

2006-07 Statistics

	min	fg-a	3fg-a	ft-a	reb	ast	to	bk	st	pf	pts
Hillsdale*	.28	1-5	0-1	4-7	7	2	4	0	0	5	6
Idaho St.*	.36	3-13	0-4	1-4	5	1	1	0	1	1	7
Detroit*	.24	6-9	3-4	0-0	8	1	0	0	1	1	15
Eastern Michigan*	.28	5-8	2-4	3-3	2	3	2	1	2	1	15
vs. Texas Tech*	.33	7-11	1-2	5-8	4	6	5	0	3	1	20
vs. Duke*	.30	2-9	1-2	3-4	4	0	1	0	1	2	8
at Valparaiso*	.31	5-8	1-4	0-0	4	0	4	0	1	2	11
Northwestern St.*	.32	5-11	0-3	4-5	8	5	4	0	2	0	14
North Dakota St.*	.34	3-11	0-3	3-4	9	3	3	0	3	1	9
Delaware St.*	.30	5-11	2-4	3-5	4	5	1	0	3	1	15
Wisconsin*	.34	3-11	0-3	3-3	4	1	3	0	3	5	9
UMBC*	.28	2-4	0-1	0-2	4	1	1	0	0	0	4
Oakland*	.35	4-7	0-1	2-4	4	2	2	0	1	3	10
Morgan St.*	.24	3-6	0-2	2-2	6	6	0	0	0	3	8
Savannah St.*	.29	7-8	2-2	6-10	9	0	2	2	0	2	22
at Providence*	.24	6-18	1-4	1-2	5	1	2	0	2	4	14
Syracuse*	.34	6-18	0-3	2-3	8	5	5	1	1	4	14
at Connecticut*	.34	3-5	0-0	4-6	8	2	5	0	2	2	10
West Virginia*	.36	5-6	0-1	3-5	1	3	1	0	2	3	13
at Louisville*	.36	5-6	3-4	4-6	5	1	1	0	1	2	17
at Pittsburgh*	.33	2-5	0-1	10-11	3	1	0	0	3	4	14
Seton Hall*	.38	6-13	0-0	10-12	5	2	4	0	4	2	22
at USF*	.35	2-11	0-1	8-8	6	2	0	0	1	0	12
Providence*	.30	1-6	0-2	10-10	2	1	5	0	0	4	12
Rutgers*	.31	4-8	0-1	2-4	6	1	2	0	0	5	10
at Georgetown*	.19	1-3	0-1	0-0	2	1	2	0	0	5	11
at DePaul*	.28	3-9	1-3	5-6	9	2	5	0	1	4	12
Louisville*	.33	2-7	0-3	4-5	5	2	2	0	3	2	8
Villanova*	.27	2-5	0-1	12-12	7	2	3	0	3	1	16
at Notre Dame*	.22	7-8	1-2	2-3	4	1	1	0	0	5	17
Pittsburgh	.36	7-15	1-3	5-7	3	4	3	0	3	2	20
vs. St. John's	.34	2-9	2-4	9-10	5	4	0	0	0	3	15
vs. Pittsburgh	.35	6-11	1-2	6-6	7	3	4	0	1	3	19
vs. Michigan St.	.31	2-9	1-4	5-6	6	1	6	1	1	6	10

2005-06 Statistics

	min	fg-a	3fg-a	ft-a	reb	ast	to	bk	st	pf	pts
Rice*	.15	3-4	0-0	1-1	1	1	4	0	1	3	7
Winthrop*	.29	4-7	1-3	2-2	3	2	3	0	1	3	11
vs. E. Washington*	.17	2-5	0-0	8-10	5	0	1	0	2	4	12
vs. Oral Roberts*	.20	1-7	0-0	0-0	3	1	1	0	0	3	2
vs. South Carolina*	.30	3-9	1-2	2-2	6	5	1	0	1	0	9
at Nebraska*	.29	4-10	1-1	9-11	7	4	4	1	2	4	18
South Dakota St.*	.25	3-7	1-1	3-6	3	4	4	1	6	1	10
Valparaiso*	.32	2-10	0-2	0-0	2	6	3	0	4	2	4
at Wisconsin*	.32	2-12	1-3	4-4	3	0	0	0	1	4	9
San Francisco*	.27	1-7	0-0	5-6	7	3	2	1	2	1	7
Oakland*	.29	7-12	3-4	4-5	5	2	2	1	1	2	21
Delaware St.*	.28	3-4	2-2	4-4	3	2	5	0	3	1	12
Lewis*	.30	1-9	0-3	0-0	13	5	2	0	1	3	2
Connecticut					DNP						
Cincinnati					DNP						
at Seton Hall					DNP						
at West Virginia					DNP						
at DePaul					DNP						
Notre Dame					DNP						
DePaul					DNP						
at Pittsburgh					DNP						
St. John's	.17	0-3	0-0	0-0	3	4	0	0	0	1	0
at Villanova	.9	2-2	0-0	0-0	0	1	4	0	0	1	4
at Rutgers	.26	3-7	0-1	3-4	4	1	0	0	0	3	9
Georgetown	.21	1-3	0-1	0-0	4	1	3	0	0	2	2
Pittsburgh	.26	5-8	1-2	2-2	4	3	3	0	0	1	13
at Notre Dame	.24	0-4	0-0	3-4	1	2	3	1	1	1	3
at Louisville	.32	3-10	1-3	3-4	4	0	0	0	1	3	10
Providence	.27	7-8	2-2	2-3	0	6	1	0	0	3	11
vs. Georgetown	.24	4-7	0-1	6-7	6	1	1	0	1	2	14
vs. Alabama	.24	4-8	0-1	2-5	3	2	2	0	0	2	10

#32 HAYWARD, Lazar

2008-09 Statistics

	min	fg-a	3fg-a	ft-a	reb	ast	to	bk	st	pf	pts
Houston Baptist	.24	8-12	1-2	2-2	12	2	1	0	1	3	19
Chicago State											
Milwaukee											
Texas Southern											
vs. Northern Iowa											
vs. Dayton											
Central Michigan											
Wisconsin											
IPFW											
vs. Tennessee											
Western Carolina											
at N.C. State											
Presbyterian											
Villanova*											
Cincinnati*											
at Rutgers*											
West Virginia*											
at Providence*											
DePaul*											
at Notre Dame*											
Georgetown*											
at DePaul*											
at Villanova*											
St. John's*											
Seton Hall*											
at Georgetown*											
Connecticut*											
at Louisville*											
at Pittsburgh*											
Syracuse*											

2006-07 Statistics

	min	fg-a	3fg-a	ft-a	reb	ast	to	bk	st	pf	pts
Hillsdale	.16	3-5	0-0	0-0	5	0	0	0	1	2	6
Idaho St.	.7	1-3	0-0	0-0	0	0	0	0	0	0	2
Detroit	.17	5-8	2-4	2-2	3	0	1	0	4	1	14
Eastern Michigan	.14	5-12	2-4	1-2	8	1	1	2	1	0	13
vs. Texas Tech	.18	1-6	0-4	1-2	6	0	3	0	1	3	3
vs. Duke	.10	1-2	0-1	0-0	2	0	1	0	0	1	2
at Valparaiso	.15	4-7	0-1	0-1	1	0	1	0	0	3	8
Northwestern St.	.11	2-3	0-1	0-0	1	0	0	0	0	3	4
North Dakota St.	.18	2-8	0-2	2-2	4	0	1	0	0	2	6
Delaware St.	.12	0-1	0-0	0-0	2	0	2	0	0	3	0
Wisconsin	.21	5-12	0-4	0-0	8	0	1	0	1	2	10
UMBC	.16	6-11	0-1	1-4	7	0	3	1	1	2	13
Oakland	.14	2-4	0-0	2-4	2	0	0	0	0	3	6
Morgan St.	.20	3-7	0-1	2-2	6	0	1	0	1	1	8
Savannah St.	.13	0-2	0-1	2-4	3	1	1	0	1	1	2
at Providence	.21	2-9	0-1	8-8	5	0	1	0	1	2	12
Syracuse*	.18	2-3	0-0	3-4	5	0	1	0	1	1	7
at Connecticut*	.13	1-5	0-1	0-0	2	0	1	0	2	3	2
West Virginia*	.13	1-1	1-1	1-2	0	0	0	0	0	0	4
at Louisville	.8	1-1	0-0	1-0	1	0	0	0	0	1	2
at Pittsburgh*	.9	2-5	0-1	0-0	1	0	3	0	1	3	4
Seton Hall*	.16	3-4	0-1	1-4	3	0	0	0	0	3	7
at USF*	.13	0-3	0-1	1-2	2	0	1	0	1	2	1
Providence*	.13	2-5	0-0	1-2	5	1	1	0	2	3	5
Rutgers	.10	2-3	1-2	0-0	3	0	0	0	0	0	5
at Georgetown*	.17	4-7	1-1	5-5	4	0	0	0	0	1	14
at DePaul*	.19	2-4	0-0	0-2	8	0	1	0	0	4	4
Louisville*	.16	1-3	0-0	2-2	3	3	2	0	0	2	4
Villanova*	.28	5-7	2-3	6-8	4	0	1	0	0	5	18
at Notre Dame	.20	1-5	0-3	0-0	3	1	1	0	0	4	2
Pittsburgh	.28	3-10	0-2	1-2	6	1	1	0	1	4	7
vs. St. John's	.26	5-13	1-4	3-5	7	1	2	0	0	1	14
vs. Pittsburgh	.15	4-10	0-2	3-3	2	1	1	0	0	4	11
vs. Michigan St.	.25	2-5	0-1	0-0	4	0	2	0	0	3	4

2007-08 Statistics

	min	fg-a	3fg-a	ft-a	reb	ast	to	bk	st	pf	pts	
IUPUI	.16	4-5	0-1	3-3	4	1	0	0	0	2	11	
Utah Valley	.24	5-7	0-1	1-2	5	1	1	1	0	0	11	
at Chaminade*	.33	6-11	0-1	3-4	8	1	1	1	1	2	15	
vs. Okla. St.*	.30	2-8	0-1	3-3	4	1	4	1	4	2	7	
vs. Duke*	.20	5-7	1-1	3-4	3	0	2	0	0	4	14	
UWM*	.29	8-13	2-3	1-2	11	1	0	1	0	1	3	19
at Wisconsin*	.22	4-7	0-1	3-4	6	0	0	0	0	1	4	11
Sacramento St.*	.26	5-7	1-2	1-2	7	1	2	0	1	0	12	
IPFW*	.27	5-8	0-1	4-6	8	2	1	1	0	2	14	
Coppin St.*	.30	7-10	1-2	2-2	5	0	0	1	1	3	17	
Savannah St.*	.19	4-10	0-0	4-4	8	0	3	2	2	1	12	
Providence*	.26	5-10	3-4	4-4	6	1	4	0	2	3	17	

