



The No. 25/rv Marquette University men's basketball team returns home to wrap up a four-game, eight-day stretch with non-conference action against Central Michigan Tuesday night at the Bradley Center. The opening tip is scheduled for 7 p.m. and will be broadcast live on the BIG EAST Network (including Time Warner Cable Sports 32 in the greater Milwaukee area). Eric Collins (play-by-play) and Dave Kaplan (analyst) will call the action.

## Offensive Pace Continues To Lead BIG EAST

Six games into the 2008-09 campaign, Marquette continues to lead the conference with a scoring average of 89.0 points per game.

That mark, which includes a pair of 100-point efforts in back-to-back games (vs. Chicago State, vs. Milwaukee), currently ranks sixth in the nation through games of Nov. 30. MU's roster feature four players averaging double figures in points.

Marquette and North Dakota State (4th, 90.5 ppg.) were the only two programs in the nation to feature a trio of 1,000-point scorers when the season began.

SCORING OFFENSE	
Team	PPG
VMI	103.8
North Carolina	96.9
Texas Tech	93.0
North Dakota St.	90.5
Davidson	89.2
Marquette	89.0

**DATE:** December 2, 2008

**TIP-OFF:** 7 p.m. CT

**LOCATION:** Bradley Center - Milwaukee, Wis.

**TELEVISION:** BIG EAST Network (Time Warner Cable Sports 32) will broadcast Monday's broadcast with Eric Collins (play-by-play) and Dave Kaplan (analyst) calling the action.

**RADIO:** ESPN Radio 540 AM is the flagship station for the Marquette Radio Network. Steve "The Homer" True (play-by-play) and Jim McIlvaine (analyst) will call the action all season long.

**MU'S LAST TIME OUT:** The Golden Eagles fell 89-75 to Dayton in the championship game of the Chicago Invitational. Senior Wesley Matthews led the way with a career-best 28 points.

**CMU'S LAST TIME OUT:** The Chippewas dropped a 77-67 decision at UIC. Four players finished with double figures in points, led by guard Robbie Harman's 17.

**SERIES HISTORY:** First meeting

**LAST MEETING:** First meeting

**MU CONTACT INFO:** Scott Kuykendall handles all of the media relations duties for the Marquette men's basketball program and can be reached at 414.288.4794 [w]/414.807.3490 [c] or scott.kuykendall@marquette.edu.

**WEB SITE:** GoMarquette.com

**CMU CONTACT INFO:** Rob Wyman handles the media relations duties for CMU and can be reached at 989.774.1763 or wyman1rd@cmich.edu.

**WEB SITE:** cmuchippewas.com

## 2008-09 Game Notes

Marquette Golden Eagles  
(5-1, 0-0 BIG EAST)

vs.

Central Michigan Chippewas  
(2-3, 0-0 MAC)

## MU SCOREBOARD

DATE	OPPONENT	RESULT/TIME
Nov. 14	Houston Baptist	W, 95-64
Nov. 17	Chicago State	W, 106-87
Nov. 22	Milwaukee	W, 100-80
Nov. 25	Texas Southern	W, 85-68
<b>Chicago Invitational</b>		
Nov. 28	vs. Northern Iowa	W, 73-43
Nov. 29	vs. Dayton	L, 89-75
Dec. 2	Central Michigan	7 p.m.
Dec. 6	Wisconsin	8:30 p.m.
Dec. 13	IPFW	1 p.m.
<b>BIG EAST/SEC Invitational</b>		
Dec. 16	vs. Tennessee	8:30 p.m.
Dec. 19	Western Carolina	7:30 p.m.
Dec. 22	at North Carolina St.	6 p.m.
Dec. 28	Presbyterian	1 p.m.
Jan. 1	Villanova #	1:30 p.m.
Jan. 4	Cincinnati #	1 p.m.
Jan. 7	at Rutgers #	6:30 p.m.
Jan. 10	West Virginia #	11 a.m.
Jan. 17	at Providence #	8 p.m.
Jan. 24	DePaul #	1 p.m.
Jan. 26	at Notre Dame #	6 p.m.
Jan. 31	Georgetown #	1 p.m.
Feb. 3	at DePaul #	8 p.m.
Feb. 6	at USF #	6 p.m.
Feb. 10	at Villanova #	6:30 p.m.
Feb. 14	St. John's #	8 p.m.
Feb. 17	Seton Hall #	7 p.m.
Feb. 21	at Georgetown #	1 p.m.
Feb. 25	Connecticut #	6 p.m.
Mar. 1	at Louisville #	11 a.m.
Mar. 4	at Pittsburgh #	6:30 p.m.
Mar. 7	Syracuse #	1 p.m.

### BIG EAST Championship

Mar. 10-14 vs. TBA (Madison Square Garden)

# - indicates BIG EAST Conference game

All game times CT subject to change.

### in front of the

"Tonight was the first time we've ever played from behind. We'll have to grow up, because we're going to have to play from behind (this season)."



-- Buzz Williams after the loss to Dayton



## MEDIA SERVICES

**ASST. AD/MBB SID:** . . . Scott Kuykendall  
**Email:** . . . scott.kuykendall@marquette.edu  
**Work Phone:** . . . . . 414-288-4794  
**Cell Phone:** . . . . . 414-807-3490  
**ASST. DIRECTOR:** . . . . . Luke LeNoble  
**Email:** . . . . . lucas.lenoble@marquette.edu  
**Work Phone:** . . . . . 414-288-6980  
**Cell Phone:** . . . . . 414-313-2238  
**Website:** . . . . . GoMarquette.com  
**Fax:** . . . . . 414-288-6519

## CREDENTIALS

Credential requests are now available online by visiting <http://www.sportssystem.com/Marquette/>.

Requests will be confirmed or denied via email and may be picked up at the Al McGuire Center or at the arena control entrance of the Bradley Center on game day (beginning two hours before tip).

Please contact Scott Kuykendall with any questions.

## PARKING

Parking is not available to home and visiting members of the media. There are several parking structures available within walking distance of the Bradley Center.

## INTERVIEW POLICY

Please contact Scott Kuykendall to arrange an interview with Marquette head coach Buzz Williams, a member of the coaching staff or a player.

MU players will not disclose their home phone numbers or their cellular phone numbers so please do not request that information. Players have been asked to politely decline interviews that have not been cleared with the MU Media Relations Office. All telephone interviews will take place from either the Media Relations Office or the Men's Basketball Office. Player interviews will not be conducted on gamedays until standard post-game procedures occur.

Marquette practices are generally closed to the media. Please contact Kuykendall if you wish to attend practice. MU practices are scheduled from 3 p.m. to 6 p.m. on weekdays but are subject to change, so please contact Kuykendall in advance.

## Trio Of Golden Eagles Among League's Top Scorers

MU's quick offensive start has been a team effort, with at least three players reaching double figures in every game. As many as five Golden Eagles have reached the 10-point plateau in a single contest this year.

As a result of the offensive balance, MU is currently the only BIG EAST program to feature three players in the top-15 in scoring (through games of Nov. 30). Senior Wesley Matthews currently tops the conference with 22.7 points per game, while classmate Jerel McNeal (8.0 ppg.) and junior Lazar Hayward (17.2 ppg.) own the eighth and 11th positions, respectively.

## Matthews Continues To Lead MU At Both Ends

Senior guard Wesley Matthews currently ranks first in the BIG EAST and 14th in the nation (through games of Nov. 30) with a scoring average of 22.7 points per game.

He is shooting 52.1 percent (37-of-71) from the field and 56-of-65 (86.2 percent) from the free throw line. The Madison, Wis., native is also chipping in 6.8 rebounds, 3.2 assists and 2.7 steals per game in an average of 31.2 minutes per night.

Matthews netted a career-best 28 points in the squad's last outing against Dayton and has surpassed the 20-point mark in four games this season.

## Matthews Leading The Team's Charity Efforts

Senior Wesley Matthews, the league's leading scorer at 22.7 points per game, has utilized the free throw in 2008-09 en route to his quick offensive start.

Through games of Nov. 30, Matthews ranks first in the nation in free throws made per game (9.3) and second in charity tosses attempted per outing (10.8). He is currently 86.3 percent (56-of-65) from the line this season and has accounted for 32.3 percent (65-of-201) of MU's team attempts.

Thanks to Matthews' leadership, Marquette has made 142 free throws this season, while the squad's opponents have attempted just a total of 144.

## McNeal, Matthews Named To All-Tournament Team

Marquette's appearance in the championship game of the 2008 Chicago Invitational earned the team a pair of honorees on the all-tournament team.

Seniors Jerel McNeal and Wesley Matthews were both tabbed to the squad as the Golden Eagles finished with a 3-1 overall record in the event.

Matthews capped the weekend with a career-best 28 points in the matchup with Dayton.

## James Making The Right Calls

While senior guard Dominic James may not be posting the best offensive numbers of his career, his team management abilities may be peaking at an all-time best through six games in 2008-09.

The Richmond, Ind., native is currently ranked second in the league in steals (2.83 spg.), second in assist-to-turnover ratio (3.78, 22nd in the nation) and third in assists (5.67 spg.). In an average of 28.0 minutes per night, he has turned the ball over just nine times, while dishing out 34 assists to lead the roster.

James is currently averaging 11.2 points and 3.8 rebounds per outing and tops the roster in steals (17).

On pace to become the school's all-time leading scorer, James is now just six points behind former standout Don Kojis, who owns the 11th spot.



## INJURY REPORT

Player (Injury)	Status
Fulce (knee)	Out
Otule (foot)	Out

## STAT COMPARISON

	MU	CMU
Overall Record:	5-1	2-3
Scoring Offense:	89.0	64.6
Scoring Defense:	71.8	68.4
3-PT FG Percentage:	32.6	37.0
FT Percentage:	70.6	60.0

## INDIVIDUAL LEADERS

### SCORING

MU	CMU
Matthews . . . 22.7	Kellermann . . . 16.2
McNeal . . . . 18.0	Allen . . . . . 14.6

### REBOUNDING

MU	CMU
Hayward . . . . 9.3	Hardiman . . . . 7.2
Matthews . . . . 6.8	Kellermann . . . . 6.4

### FIELD GOAL PERCENTAGE

MU	CMU
Hazel . . . . . 76.9	Hunter . . . . . 52.0
Butler . . . . . 56.3	Hardiman . . . . 50.0

### FREE THROW PERCENTAGE

MU	CMU
Matthews . . . 86.2	Kellermann . . . 75.0
McNeal . . . . 78.3	Allen . . . . . 72.0

## CAREER GAMES PLAYED

	Career Games	Career Starts	Consec. Games	Consec. Starts
Acker	41	1	41	--
Burke	94	23	74	6
Butler	6	--	6	--
Cubillan	73	1	30	--
Frozena	11	--	--	--
Fulce	--	--	--	--
Hayward	74	54	74	38
Hazel	20	--	6	--
James	106	105	106	20
Matthews	98	88	84	74
McNeal	101	101	41	41
Otule	--	--	--	--

## PROBABLE STARTERS

### Marquette

NAME	POS.	PPG.	RPG.	APG.	FG%	FT%
Dominic James	G	11.2	3.8	5.7	.426	.464
Jerel McNeal	G	18.0	4.8	4.0	.429	.783
Wesley Matthews	G	22.7	6.8	3.2	.521	.862
Lazar Hayward	F	17.2	9.3	0.8	.500	.765
Dwight Burke	F	1.8	3.2	0.2	.600	.385

### Central Michigan

NAME	POS.	PPG.	RPG.	APG.	FG%	FT%
Jeremy Allen	G	14.6	4.2	1.2	.400	.720
Robbie Harman	G	10.4	2.6	3.0	.320	.700
Antonio Weary	G	2.8	3.8	2.2	.290	.370
Chris Kellermann	F	16.2	6.4	1.1	.450	.750
Jacolby Hardiman	F	8.6	7.2	1.8	.500	.350

## Offense Reaches Century Mark In Consecutive Games

A pair of free throws by junior Lazar Hayward in the closing moments of the team's 100-80 victory over Milwaukee on Nov. 22 allowed MU to reach the 100-point mark for the second-straight game.

The last time Marquette accomplished that feat came during the 1954-55 campaign when the squad defeated Bowling Green (101-56) and Detroit (100-81). That season, Marquette concluded the year averaging a school record 84.2 points per game.

MU downed Chicago State 106-87 on Nov. 17 to set a new Bradley Center record for points scored by Marquette or an opposing team. The previous mark of 105 came most recently in a win over Grambling on Dec. 28, 2002.

## Golden Eagles Capture Historical Victory Over Milwaukee

The Nov. 22 100-80 victory over Milwaukee was significant for a number of reasons, not the least of which was posting 1,400 wins all-time in program history.

The Golden Eagles are currently 1,402-869 (.617) since the 1916-17 campaign and are in their 92nd year of competition.

MU is the 50th team in NCAA history to reach the 1,400-win plateau and is 33rd among all NCAA programs in winning percentage.

## Golden Eagles Remain Perfect Against Panthers

Marquette has matched up with Milwaukee in men's basketball on 36 occasions all-time, coming away victorious in each of those outings.

The Golden Eagles' current 36-game winning streak is the second-longest active run by any program against a single opponent and ranks eighth all-time.

Of the 36 matchups, 33 have come in Marquette's home arena. That current home-court run is third in the NCAA Record Book's latest edition, just behind Indiana's 34-game streak against Northwestern.

Marquette opened the series with a pair of wins in the 1916-17 campaign, the

## STATISTICAL COMPARISON

Team	G	FG	FGA	PCT	3PT	3PA	PCT	FT	FTA	PCT	REB	AVG	PF-DQ	A	TO	BS	ST	PTS	AVG
Central Michigan	5	115	275	.418	45	121	.370	48	79	.600	168	33.6	118-5	56	89	4	45	323	64.6
Marquette	6	175	379	.462	42	129	.326	142	201	.706	252	42.0	136-5	106	79	16	54	534	89.0



## MARQUETTE IN THE BIG EAST STATS

through games of Nov. 30

### Team

SCORING OFFENSE:	1st (89.0)
SCORING DEFENSE:	15th (71.8)
FT PERCENTAGE:	3rd (70.6)
FG PERCENTAGE:	9th (46.2)
ASSISTS:	14th (17.67)
STEALS:	5th (9.00)
BLOCKED SHOTS:	13th (2.67)
FG PCT. DEFENSE:	15th (42.6)
OFFENSIVE REBOUNDS:	4th (15.17)
DEFENSIVE REBOUNDS:	5th (26.83)
3-PT FG'S MADE:	5th (42)

### Individual

#### SCORING

Wesley Matthews	1st (22.7 ppg.)
Jerel McNeal	8th (18.0 ppg.)
Lazar Hayward	11th (17.2 ppg.)

#### FREE THROW PERCENTAGE

Wesley Matthews	5th (.862)
-----------------	------------

#### REBOUNDING

Lazar Hayward	9th (9.3 rpg.)
Matthews	11th (6.8 rpg.)

#### STEALS

Dominic James	2nd (2.83 spg.)
Jerel McNeal	5th (2.33 spg.)
Wesley Matthews	9th (2.17 spg.)

#### ASSISTS

Dominic James	3rd (5.67 apg.)
Jerel McNeal	12th (4.00 apg.)

#### ASSIST-TO-TURNOVER RATIO

Dominic James	2nd (3.78)
Jerel McNeal	13th (1.85)

## marks!FOR SUCCESS

when James, Matthews & McNeal all reach double figures in game	23-6
when McNeal grabs five-or-more rebounds	45-7
when McNeal & Matthews each grab four-or-more rebounds	38-9
when McNeal & Matthews combine for 10-or-more rebounds	35-8
when James dishes out five-or-more assists	41-16

## 2008-09 MARQUETTE ROSTER

NO.	NAME	POS.	HT.	WT.	CL.	HOMETOWN
1	Dominic James	G	5-11	185	Sr.	Richmond, Ind.
<i>Currently 11th all-time in scoring at MU with 1,498 points</i>						
2	Maurice Acker	G	5-8	165	Jr.	Hazel Crest, Ill.
<i>Averaging 4.7 points and 2.2 rebounds per game off the bench</i>						
4	Patrick Hazel	F	6-7	220	So.	Queens, N.Y.
<i>Has already surpassed all of his 2007-08 numbers</i>						
10	David Cubillan	G	6-0	175	Jr.	Maracaibo, Venezuela
<i>Third on the team in 3-pointers made</i>						
12	Dwight Burke	F	6-8	250	Sr.	Brooklyn, N.Y.
<i>Played a career-high 30 minutes in the win over Northern Iowa</i>						
21	Joseph Fulce	F	6-7	205	So.	Plano, Texas
<i>Transfer from Tyler Junior College; currently sidelined with knee injury</i>						
22	Jerel McNeal	G	6-3	200	Sr.	Chicago, Ill.
<i>Named to Chicago Invitational all-tournament team</i>						
23	Wesley Matthews	G	6-5	215	Sr.	Madison, Wis.
<i>Named to Chicago Invitational all-tournament team</i>						
32	Lazar Hayward	F	6-6	225	Jr.	Buffalo, N.Y.
<i>Has led the team in rebounding in each of the team's six games</i>						
33	Jimmy Butler	G/F	6-6	215	So.	Tomball, Texas
<i>Has appeared in all six games off the bench</i>						
42	Chris Otule	C	6-10	245	Fr.	Richmond, Texas
<i>Lone true freshman on the roster; currently out with foot injury</i>						
45	Robert Frozema *	G	6-1	165	So.	Sherwood, Wis.
<i>Walk-on who saw action in seven games in 2007-08</i>						
55	Liam McMorrow #	C	7-0	260	So.	Toronto, Ontario
<i>Will redshirt in 2008-09 after transferring from Durham College in Canada</i>						

\* = walk-on # = will redshirt in 2008-09 due to NCAA transfer rules

**Head Coach:** Buzz Williams (Oklahoma City, 1994)

**Assistant Coaches:** Tony Benford (Texas Tech, 1992), Aki Collins (Clark Atlanta, 1997)  
Dale Layer (Eckerd, 1980)

**Dir. of Basketball Operations:** Scott Monarch (Mississippi Valley St., 1986).

**Coor. of Basketball Operations:** Brad Autry (NW Oklahoma St., 1991)

**Basketball Technology Assistant:** Jake Nelp (Colorado St., 2001)

program's first at the varsity level. The most recent matchup came on Saturday and resulted in a 100-80 victory for the Golden Eagles.

## Butler Lone Newcomer To Make MU Debut

With sophomore Joe Fulce (knee) and freshman Chris Otule (foot) out for an extended period of time with injuries, sophomore Jimmy Butler is the lone newcomer to see action to this point in the season.

The transfer from Tyler JC in Texas is averaging 4.3 points and 2.7 rebounds per game in 15.5 minutes per outing. He is shooting 56.3 percent (9-of-16) from the field and 88.9 percent (8-of-9) from the charity stripe.

## Fulce, Otule Forced To Watch As 2008-09 Begins

Forward Joe Fulce and freshman Chris Otule, both expected to be significant contributors this season, are currently out with injuries. Fulce is sidelined with an injury to his right kneecap (stress reaction) and Otule's left foot (fracture) is ailing after being injured in practice. Each player is hopeful to return in December.



## Associated Press Top 25

1.	North Carolina (72) 7-0	1,800
2.	Connecticut 6-0	1,723
3.	Pittsburgh 7-0	1,592
4.	Duke 7-0	1,526
5.	Gonzaga 5-0	1,489
6.	Oklahoma 6-0	1,437
7.	Notre Dame 5-1	1,359
8.	Texas 5-1	1,231
9.	Purdue 5-1	1,086
10.	Tennessee 5-1	1,016
11.	Louisville 2-1	1,003
12.	UCLA 4-1	966
13.	Michigan State 4-1	946
14.	Xavier 6-0	902
15.	Wake Forest 6-0	736
16.	Syracuse 6-0	668
17.	Villanova 6-0	570
18.	Memphis 4-1	526
19.	Arizona State 5-1	401
20.	Georgetown 4-1	388
21.	Miami (FL) 4-1	309
22.	Davidson 5-1	286
23.	Florida 5-1	281
24.	Baylor 6-1	272
25.	<b>Marquette 5-1</b>	<b>221</b>

### Others Receiving Votes

Kansas 186, Dayton 109, Wisconsin 100, Clemson 72, Ohio State 52, Florida State 28, Brigham Young 23, Michigan 18, LSU 16, Washington State 15, Illinois 12, UAB 8, Texas A&M 6, Butler 6, Missouri 6, Saint Mary's 5, USC 2, Navy 1, Nebraska 1.

## ESPN/USA Today Top 25

1.	North Carolina (31) 7-0	775
2.	Connecticut 6-0	738
3.	Pittsburgh 7-0	694
4.	Duke 7-0	680
5.	Gonzaga 5-0	640
6.	Oklahoma 6-0	601
7.	Notre Dame 5-1	550
8.	Texas 5-1	535
9.	UCLA 4-1	471
10.	Purdue 5-1	463
11.	Louisville 2-1	435
12.	Michigan State 4-1	420
13.	Tennessee 5-1	391
14.	Xavier 6-0	322
15.	Memphis 4-1	269
16.	Villanova 6-0	248
17.	Wake Forest 6-0	247
18.	Georgetown 4-1	231
19.	Arizona State 5-1	218
20.	Syracuse 6-0	206
21.	Florida 5-1	196
22.	Miami (FL) 4-1	158
22.	Wisconsin 5-1	158
24.	Davidson 5-1	96
25.	Kansas 4-1	91

### Others Receiving Votes

**Marquette 86**, Baylor 35, Ohio State 32, Dayton 18, Washington State 14, Brigham Young 13, Illinois 11, Saint Mary's 11, Clemson 8, Butler 5, Western Kentucky 5, Texas A&M 1, Florida State 1, Michigan 1, North Carolina State 1.

## HOW MARQUETTE'S OPPONENTS HAVE FARED

OPPONENT (DATE)	W	L	LAST GAME	NEXT GAME
Houston Baptist (11/14)	0	6	L, 88-74 vs. UT-Arlington	12/4 vs. Villanova
Chicago St. (11/17)	3	3	L, 88-77 vs. Mercer	12/6 @ N. Illinois
Milwaukee (11/22)	3	4	L, 67-46 @ Wisconsin	12/4 vs. Detroit
Texas Southern (11/25)	0	6	L, 68-61 vs. Beth.-Cook.	12/3 @ Arkansas
Northern Iowa (11/28)	4	2	W, 67-61 vs. Auburn	12/3 vs. Iowa St.
Dayton (11/29)	6	0	W, 89-75 vs. Marquette	12/2 vs. Troy
<b>Central Michigan (12/2)</b>	<b>2</b>	<b>3</b>	<b>L, 77-67 @ UIC</b>	<b>12/2 @ Marquette</b>
Wisconsin (12/6)	5	1	W, 67-46 vs. Milwaukee	12/1 @ Virginia Tech
IPFW (12/13)	3	2	W, 76-74 @ E. Illinois	12/1 vs. Ball St.
Tennessee (12/16)	5	1	L, 83-74 vs. Gonzaga	12/3 vs. UNC-Asheville
Western Carolina (12/19)	3	2	W, 71-67 vs. N. Illinois	12/6 @ Kent St.
North Carolina St. (12/22)	4	0	W, 79-52 vs. UNCG	12/6 vs. Davidson
Presbyterian (12/28)	1	4	L, 79-58 @ Clemson	12/1 @ Army
Villanova (1/1, 2/10)	6	0	W, 78-65 vs. Rhode Island	12/2 @ Penn
Cincinnati (1/4)	5	1	W, 67-65 vs. UNLV	12/6 vs. UAB
Rutgers (1/7)	4	2	W, 68-47 vs. St. Peter's	12/3 @ Rider
West Virginia (1/10)	4	1	L, 54-43 vs. Kentucky	12/3 @ Mississippi
Providence (1/17)	4	3	L, 81-75 vs. St. Mary's	12/3 vs. Brown
DePaul (1/24, 2/3)	4	0	W, 75-70 vs. Indiana St.	12/3 @ California
Notre Dame (1/26)	5	1	W, 93-61 vs. Furman	12/2 vs. South Dakota
Georgetown (1/31, 2/21)	4	1	W, 75-48 vs. Maryland	12/6 vs. American
USF (2/6)	3	1	W, 55-37 vs. Northeastern	12/3 @ UAB
St. John's (2/14)	5	1	W, 73-54 vs. Loyola	12/1 vs. St. Francis
Seton Hall (2/17)	5	1	W, 75-70 vs. Delaware	12/2 vs. Monmouth
Connecticut (2/25)	6	0	W, 88-58 vs. Bryant	12/1 vs. Delaware St.
Louisville (3/1)	2	1	L, 68-54 @ W. Kentucky	12/6 vs. Indiana St.
Pittsburgh (3/4)	7	0	W, 57-43 vs. Wash. St.	12/3 vs. Duquesne
Syracuse (3/7)	6	0	W, 73-70 vs. Virginia	12/1 vs. Colgate

## James, McNeal Named To Preseason Wooden Award List

Dominic James and Jerel McNeal have both been tabbed preseason candidates for the 2008-09 John R. Wooden Award, Wooden Award Chairman Richard "Duke" Llewellyn announced Friday.

The list is composed of 50 student-athletes based on a preseason poll. Marquette's senior guard duo is one of seven to feature more than one nominee from a single University.

In mid-January, the Wooden Award Committee will release the Midseason Top 30 list, followed in March by the National Ballot, consisting of approximately 20 top players who have proven to their universities that they are also making progress toward graduation and maintaining a cumulative 2.0 GPA. The Wooden Award All-American Team will be announced the week of the "Elite Eight" round during the NCAA Tournament.

McNeal was a Preseason First Team All-BIG EAST selection this year and James was named to the honorable mention squad.



The "Inside Marquette Basketball with Buzz Williams" television program is on Time Warner Cable Sports 32 this season, debuting Nov. 11. The Show will air on Tuesdays at 5 p.m. and 10:30 p.m.

The 30-minute program is hosted by Dennis Krause and features behind-the-scenes access to the Marquette men's basketball program.

"The Marquette Basketball Hour with Buzz Williams" radio program airs from 6-7 p.m. CT Monday nights on ESPN Radio 540 AM.



Steve "The Homer" True, the voice of the Golden Eagles, hosts the hour-long broadcast from The Annex and 540 ESPN's studio. Head coach Buzz Williams, players, members of the coaching staff and special guests are featured.

## Golden Eagles Collect Nationally Ranked Recruiting Class

The Marquette University men's basketball program has compiled a consensus top-25 recruiting class for the 2009-10 season, first-year head coach Buzz Williams announced Wednesday evening.

Marquette's five-member class includes three student-athletes ranked among the nation's top-100 players and another who has been tabbed a preseason junior college All-America honoree.

Williams and his staff have assembled a group that consists of: **DWIGHT BUYCKS** (Milwaukee, Wis./Indian Hills CC), **JUNIOR CADOUGAN** (Toronto, Ont./Christian Life Center Academy), **JERONNE MAYMON** (Madison, Wis./Memorial HS), **BRETT ROSEBORO** (Quakertown, Pa./Quakertown HS) and **ERIK WILLIAMS** (Houston, Texas/Cypress Springs HS).

MU's first recruiting class under Williams is currently ranked second in the nation by both Hoopmasters.com and HoopScoopOnline.com. The group is No. 5 on ESPN.com's list, 13th on PrepStars.com, rated 14th overall by Rivals.com and owns the 15th position on Scout.com's top-25 ranking.

## Survey Says...

The 13 members of the squad were asked to take part in another vote during the Presidential campaign, answering various questions about their fellow teammates. Listed below are the top answers in each category (total votes).

- Who is the fastest player?  
**Dominic James (12)**
- Who is the fastest player with the ball?  
**Maurice Acker (10)**
- Who has the best looking shot?  
**Lazar Hayward (5)**
- Who is the best shooter?  
**Lazar Hayward (5)**
- Who calls the most fouls in open gym?  
**Jerel McNeal (6)**
- Who fouls the most in open gym?  
**Chris Otule (4)**
- Who is the best dancer?  
**Jimmy Butler (5)**
- Who do you want to take the game-winning shot?  
**Jerel McNeal (6)**
- Who is the funniest teammate?  
**Joe Fulce (8)**
- Who is the strongest?  
**Lazar Hayward (10)**

*2008-09 will mark MU's second season wearing exclusive Converse uniforms. Listed below is the team's record broken down by color.*

White (Home) .....	16-2
Blue (Away) .....	8-6
Gold (Alternate) .....	5-1
Baby Blue (Alternate) .....	1-2
<b>TOTAL .....</b>	<b>30-11</b>



## Marquette's Relationship With Converse Easy To See

The 2008-09 campaign will be Marquette's second as the flagship collegiate program of Converse.

Developed by former Golden Eagle standout and current Miami Heat star Dwyane Wade, the shoe and clothing line distinguishes Marquette from every other program in the NCAA's.

For the next five seasons, Converse will outfit the Golden Eagles with game, practice and off-court apparel including jerseys, performance shorts, warm-ups, sweat suits, shooting shirts and t-shirts that feature both the Converse star and WADE logos.



## LED MARQUETTE IN ...

<b>SCORING:</b> . . . . .Matthews	5
. . . . .Hayward	1
. . . . .McNeal	1
<b>REBOUNDING:</b> . . . . .Hayward	6
. . . . .Matthews	1
<b>ASSISTS:</b> . . . . .James	3
. . . . .McNeal	2
. . . . .Matthews	1
<b>STEALS:</b> . . . . .McNeal	3
. . . . .James	2
. . . . .Matthews	2
. . . . .Acker	1
<b>BLOCKS:</b> . . . . .Hazel	4
. . . . .Matthews	3
. . . . .Butler	2
. . . . .McNeal	1
. . . . .James	1
. . . . .Burke	1

## 1,000-POINT SCORERS

1.	1773	George Thompson	1966-69
2.	1735	Butch Lee	1974-78
3.	1691	Travis Diener	2001-05
4.	1690	Brian Wardle	1997-01
5.	1688	Tony Smith	1986-90
6.	1663	Bo Ellis	1973-77
7.	1647	Damon Key	1990-94
8.	1637	Dean Meminger	1968-71
9.	1571	Trevor Powell	1987-91
10.	1567	Steve Novak	2002-06
11.	1504	Don Kojis	1959-61
<b>12.</b>	<b>1498</b>	<b>Dominic James</b>	<b>2005-08</b>
13.	1479	Bob Wolf	1965-67
14.	1471	Roney Eford	1993-96
15.	1439	Aaron Hutchins	1995-98
<b>16.</b>	<b>1400</b>	<b>Jerel McNeal</b>	<b>2005-08</b>
17.	1355	Mike Moran	1957-59
18.	1353	Russ Wittberger	1952-55
19.	1347	Cordell Henry	1999-02
20.	1330	Ron Glaser	1961-63
21.	1309	Terry Rand	1954-56
22.	1299	Michael Wilson	1979-82
23.	1282	Tom Flynn	1964-66
24.	1281	Dwyane Wade	2002-03
25.	1278	Jim McIlvaine	1991-94
26.	1234	Anthony Pieper	1994-97
	1234	Glenn "Doc" Rivers	1981-83
	1234	Earl Tatum	1973-76
29.	1227	Oliver Lee	1978-81
30.	1221	Kerry Trotter	1983-86
31.	1201	Robb Logterman	1991-94
<b>33.</b>	<b>1168</b>	<b>Wesley Matthews</b>	<b>2005-08</b>
32.	1103	Bernard Toone	1976-79
34.	1049	Scott Merritt	2001-04
35.	1048	Chris Crawford	1994-97
36.	1042	Rube Schulz	1952-55
37.	1040	Ron Curry	1991-93
38.	1027	Dwayne Johnson	1982-84
	1027	Tony Miller	1992-95
40.	1026	Lloyd Walton	1974-76

## Where They Stand...

The 2008-09 campaign is assured to be a record-setting season for the Golden Eagles. Listed below is an update on where some of those marks currently stand.

- Senior Dominic James is 276 points shy of breaking George Thompson's (1966-69) school record of 1,773 points. He is now in 12th place all-time and will pass former standout Don Kojis next for the 11th spot (1,504).
- James is 29 assists short of moving into third place all-time and 96 short of passing Travis Diener (617) for second in program history.
- James has played in 106 career games and is on pace to break the record of 127 set last season by Ousmane Barro.

- Senior Jerel McNeal is 24 steals shy of moving into second all-time at MU and 43 short of breaking Michael Wilson's (1978-82) MU record of 272.
- Junior forward Lazar Hayward is 224 points away from reaching 1,000 for his career.

## RESULT BREAKDOWN

<b>Record</b>	<b>Overall</b>	<b>BE</b>
Home: . . . . .	4-0	--
Away: . . . . .	--	--
Neutral: . . . . .	1-1	--
<b>TOTALS</b> . . . . .	<b>5-1</b>	<b>--</b>

<b>Record By Month</b>	<b>Overall</b>	<b>BE</b>
November: . . . . .	5-1	--
December: . . . . .	--	--
January: . . . . .	--	--
February: . . . . .	--	--
March: . . . . .	--	--
<b>TOTALS</b> . . . . .	<b>5-1</b>	<b>--</b>

<b>Record By Starting Lineup</b>	
James, Matthews, McNeal . . . . .	5-1
Hayward, Burke	



## ALL-TIME CAREER LEADERS

### Games Played

1.	127	Ousmane Barro	2004-08
2.	126	Steve Novak	2002-06
	126	Joe Chapman	2002-06
	126	Scott Merritt	2000-04
5.	125	Roney Eford	1992-96
6.	123	Tony Miller	1991-95
7.	122	Aaron Hutchins	1994-98
	122	Faisal Abraham	1993-97
	122	Anthony Pieper	1993-97
	122	Mandy Johnson	1981-85
11.	120	Travis Diener	2001-05
	120	Cordell Henry	1998-02
	120	Tom Copa	1983-87
	120	Marc Marotta	1980-84
15.	119	Robb Logterman	1990-94
	119	Michael Wilson	1978-82
	119	Bo Ellis	1973-77

### Points

1.	1773	George Thompson	1966-69
2.	1735	Butch Lee	1974-78
3.	1691	Travis Diener	2001-05
4.	1690	Brian Wardle	1997-01
5.	1688	Tony Smith	1986-90
6.	1663	Bo Ellis	1973-77
7.	1647	Damon Key	1990-94
8.	1637	Dean Meminger	1968-71
9.	1571	Trevor Powell	1987-91
10.	1567	Steve Novak	2002-06

### Scoring Average

1.	20.4	George Thompson	1966-69
2.	19.7	Dwyane Wade	2001-03
3.	19.0	Jim Chones	1970-72
4.	18.8	Dean Meminger	1968-71
5.	18.6	Don Kojis	1958-61
6.	18.6	Mike Moran	1956-59
7.	18.3	Bob Wolf	1964-67
8.	17.0	Terry Rand	1953-56
9.	16.4	Tom Flynn	1963-66
10.	16.2	Ron Glaser	1960-63

### Field Goals Made

1.	674	Bo Ellis	1973-77
2.	666	Butch Lee	1974-78
3.	656	George Thompson	1966-69
4.	627	Damon Key	1990-94
5.	615	Tony Smith	1987-90
6.	603	Don Kojis	1958-61
7.	572	Dean Meminger	1968-71
8.	571	Brian Wardle	1997-01
9.	543	Earl Tatum	1972-76
10.	543	Bob Wolf	1964-67

### Field Goals Attempted

1.	1430	Brian Wardle	1997-01
2.	1403	Butch Lee	1974-78
3.	1400	Don Kojis	1958-61
4.	1383	Bo Ellis	1973-77
5.	1350	George Thompson	1966-69
6.	1302	Dominic James	2005-08
7.	1272	Tom Flynn	1963-66
8.	1252	Roney Eford	1992-96
9.	1234	Dean Meminger	1968-71
10.	1231	Trevor Powell	1987-91

### Field Goal Percentage (min. 450 FGA)

1.	58.8%	Ric Cobb	1968-70
2.	58.1%	Ousmane Barro	2005-08
3.	55.2%	Jim McIlvaine	1990-94
4.	54.8%	Jerome Whitehead	1975-78
5.	54.7%	Jim Chones	1970-72
6.	54.5%	Amal McCaskill	1991-92, 93-96
7.	53.4%	Tyrone Baldwin	1988-90
8.	53.1%	Ron Curry	1990-93
9.	52.1%	Trevor Powell	1987-91
10.	52.0%	Tony Smith	1986-71

### 3-Point Field Goals Made

1.	354	Steve Novak	2002-06
2.	284	Travis Diener	2001-05
3.	244	Robb Logterman	1990-94
4.	221	Aaron Hutchins	1994-98
5.	216	Mark Anglavar	1987-91
6.	211	Anthony Pieper	1993-97
7.	197	Brian Wardle	1997-01
8.	178	Tony Miller	1991-95
9.	169	John Cliff	1996-00
10.	150	Roney Eford	1992-96

### 3-Point Field Goals Attempted

1.	768	Steve Novak	2002-06
2.	687	Travis Diener	2001-05
3.	595	Robb Logterman	1990-94
4.	592	Aaron Hutchins	1994-98
5.	564	Anthony Pieper	1993-97
6.	553	Brian Wardle	1997-01
7.	501	Mark Anglavar	1987-91
8.	489	Dominic James	2005-08
9.	486	John Cliff	1996-00
10.	482	Tony Miller	1991-95

### 3-Point Field Goal Percentage (min. 100 3FGA)

1.	46.1%	Steve Novak	2002-06
2.	43.1%	Mark Anglavar	1987-91
3.	42.9%	Tony Smith	1986-90
4.	41.5%	Mike Flory	1986-87, 88-89
5.	41.3%	Travis Diener	2001-05
6.	41.0%	Robb Logterman	1990-94
7.	40.5%	Dan Fitzgerald	2005-08
8.	38.5%	Roney Eford	1992-96
9.	38.3%	David Diggs	1998-02
10.	37.9%	David Cubillan	2006-08
11.	37.4%	Anthony Pieper	1993-97
12.	37.3%	Aaron Hutchins	1994-98

### Free Throws Made

1.	493	Dean Meminger	1968-71
2.	457	George Thompson	1966-69
3.	406	Tony Smith	1986-90
4.	403	Butch Lee	1974-78
5.	393	Bob Wolf	1964-67
6.	390	Rube Schulz	1951-55
7.	385	Travis Diener	2001-05
8.	378	Damon Key	1990-94
9.	361	Russ Wittberger	1952-55
10.	357	Mike Moran	1956-59

### Free Throws Attempted

1.	762	Dean Meminger	1968-71
2.	674	George Thompson	1966-79
3.	549	Bob Wolf	1964-67
4.	532	Rube Schulz	1951-55
5.	531	Terry Rand	1953-56
6.	529	Russ Wittberger	1951-55
7.	525	Mike Moran	1956-59
8.	517	Tony Smith	1986-90
9.	501	Jim McIlvaine	1990-94
10.	490	Don Kojis	1958-61

### Free Throw Percentage (min. 200 FTA)

1.	93.1%	Steve Novak	2002-06
2.	84.8%	Butch Lee	1974-78
3.	83.7%	Travis Diener	2001-05
4.	82.6%	Brian Brunkhorst	1964-68
5.	82.5%	Oliver Lee	1977-81
6.	81.3%	Bob Walczak	1951-52, 54-57
7.	81.1%	Brad Luchini	1965-68
	81.1%	Brian Wardle	1997-01
9.	79.9%	Robb Logterman	1990-94
10.	78.7%	Lloyd Walton	1973-76

### Rebounds

1.	1222	Don Kojis	1958-61
2.	1085	Bo Ellis	1973-77
3.	978	Terry Rand	1953-56
4.	938	Walt Mangham	1957-60
5.	771	Tom Flynn	1963-66
6.	768	Paul Carbins	1964-67
7.	765	Trevor Powell	1987-91
8.	753	John Glaser	1955-58
9.	739	Damon Key	1990-94
10.	700	Amal McCaskill	1991-92, 93-96

### Rebounding Average

1.	15.1	Don Kojis	1958-61
2.	12.7	Terry Rand	1953-56
3.	12.3	Walt Mangham	1957-60
4.	11.7	Jim Chones	1970-72
5.	10.7	Maurice Lucas	1972-74
6.	10.6	John Glaser	1955-58
7.	9.9	Tom Flynn	1963-66
8.	9.7	Paul Carbins	1964-67
	9.7	David Boone	1985-87
10.	9.6	Larry McNeill	1971-73

### Assists

1.	956	Tony Miller	1991-95
2.	617	Travis Diener	2001-05
3.	550	Aaron Hutchins	1994-98
4.	522	Dominic James	2005-08
5.	480	Lloyd Walton	1973-76
6.	469	Tony Smith	1986-90
7.	430	Cordell Henry	1998-02
8.	409	Glenn Rivers	1980-83
9.	408	Michael Sims	1984-88
10.	394	Michael Wilson	1978-82

### Blocked Shots

1.	399	Jim McIlvaine	1990-94
2.	175	Amal McCaskill	1991-92, 93-96
3.	172	Faisal Abraham	1993-97
4.	119	Michael Wilson	1978-82
5.	113	Scott Merritt	2000-04
6.	103	Walter Downing	1984-86
7.	100	Ousmane Barro	2004-08
8.	93	Trevor Powell	1987-91
9.	89	Mike Bargaen	1995-99
10.	84	Tom Copa	1983-87

### Steals

1.	272	Michael Wilson	1978-82
2.	253	Mandy Johnson	1981-85
3.	230	Jerel McNeal	2005-08
4.	203	Glenn Rivers	1980-83
5.	193	Dominic James	2005-08
6.	190	Tony Smith	1986-90
7.	188	Michael Sims	1984-88
8.	185	Tony Miller	1991-95
9.	165	Aaron Hutchins	1994-98
10.	158	Travis Diener	2001-05
	158	Kerry Trotter	1982-86

### Wins

1.	101	Earl Tatum	1972-76
	101	Bo Ellis	1973-77
3.	99	Butch Lee	1974-78
	99	Gary Rosenberger	1974-78
5.	98	Bernard Toone	1975-79
6.	91	Travis Diener	2001-05
	91	Todd Townsend	2001-05
8.	90	Faisal Abraham	1993-97
	90	Chris Crawford	1993-97
	90	Anthony Pieper	1993-97



## Buzz Williams

Head Coach | First Season | Oklahoma City, 1994

The latest era of the storied Marquette men's basketball program began on April 8, 2008 when Buzz Williams was introduced as the University's 16th head coach.

Williams, a highly respected recruiter and veteran of the collegiate coaching ranks, takes over a program poised to make its fourth-straight NCAA Tournament appearance.

In 2007-08, Williams served as an assistant coach with the Golden Eagles in his first season at Marquette. MU concluded the year 25-10 and advanced to the second round of the NCAA Tournament for the first time since 2003.

His coaching career has included stints as an assistant, associate head and head coach. He has nearly 15 years of experience at the NCAA Division I level. Williams has recruited and coached over 20 players who have earned all-conference accolades, including one league player of the year and two conference freshmen of the year.

Williams arrived in Milwaukee after serving for one season as the head coach at the University of New Orleans. He guided the Privateers to a 14-win campaign in 2006-07 and his roster featured Bo McCalebb, the Sun Belt Conference Player of the Year. UNO (14-17) claimed fourth place in the Sun Belt's Western Division and advanced to the league tournament quarterfinals. His recruiting class for the 2007-08 season was ranked in the top 50 nationally by HoopScoop Online.

Prior to UNO, Williams served as an assistant coach and recruiting coordinator at Texas A&M for two seasons (2004-05 - 2005-06) under head coach Billy Gillispie. Both of his recruiting classes with the Aggies were ranked among the best in the nation and featured some of the top-ranked talent at the prep level. The squad made its first NCAA Tournament appearance in 25 years in 2005-06 and the previous team posted the top turnaround in the nation, improving its win total in 2004-05 by 14 games compared to 2003-04.

Williams spent four seasons (2000-01 - 2003-04) at Colorado State, serving as an assistant the first three seasons before being promoted to associate head coach

in 2003-04. Two of his recruiting classes were ranked among the 40-best in the nation, including the 2003 group, which was tabbed No. 1 in the Mountain West Conference.

Colorado State made its first NCAA Tournament appearance in 13 years during his tenure and he was named one of the top assistants in the country by HoopScoop Online. Williams was previously an assistant at Northwestern State (1999-2000), Texas A&M- Kingsville (1998-99) and Texas-Arlington (1994-98).

Williams signed the highest-rated recruiting class in the history of the Southland Conference while at Northwestern State. The Demons advanced to their first ever NCAA tournament the following season and two of his recruited players were named All-Conference, while one was tabbed Southland Conference Tournament MVP.

His accomplishments at Texas A&M-Kingsville include signing the 1998-99 Lone Star Conference Freshman of the Year and a third team All-America guard.

At Texas-Arlington, Williams recruited a Southland Conference Freshman of the Year and signed the first Academic All-American in the school's history. Williams was a student assistant coach from 1992-94 at Oklahoma City University where he assisted the team to the 1994 NAIA championship after it advanced to the Sweet 16 the previous season.

Williams served as a student assistant

### Williams' Career Record

UALR.....	2-1	North Texas.....	2-0
Arkansas St.....	0-2	Northern Iowa.....	1-0
Central Michigan.....	0-0	Northwestern St.....	0-1
Chicago St.....	1-0	Notre Dame.....	0-0
Cincinnati.....	0-0	Pittsburgh.....	0-0
Connecticut.....	0-0	Presbyterian.....	0-0
Dayton.....	0-1	Providence.....	0-0
Denver.....	2-0	Rutgers.....	0-0
DePaul.....	0-0	St. John's.....	0-0
Florida Atlantic.....	0-2	Seton Hall.....	0-0
Florida International.....	1-0	South Alabama.....	0-1
Florida St.....	0-1	USF.....	0-0
Georgetown.....	0-0	Syracuse.....	0-0
Hampton.....	0-1	Tennessee.....	0-0
Houston Baptist.....	1-0	Texas Southern.....	1-0
IPFW.....	0-0	UT-Tyler.....	1-0
Jacksonville St.....	1-0	Troy.....	1-0
Lamar.....	1-0	Tulane.....	1-1
UL-Lafayette.....	1-1	Vermont.....	0-1
UL-Monroe.....	1-1	Villanova.....	0-0
Louisville.....	0-0	West Virginia.....	0-0
Middle Tennessee St.....	0-1	Western Carolina.....	0-0
Milwaukee.....	1-0	Western Kentucky.....	0-1
Mississippi.....	0-1	Wisconsin.....	0-0
Mississippi St.....	0-1	<b>TOTALS.....</b>	<b>19-18</b>
NC St.....	0-0		

from 1990-92 at Navarro College (Corsicana, Texas) where the team won consecutive conference titles while sporting a 45-17 record during his tenure.

The Van Alstyne, Texas, native earned a bachelor's degree in kinesiology from Oklahoma City University in 1994 before completing his master's work in the same field at Texas A&M-Kingsville in 1999.

Williams is married to the former Corey Norman and the couple has one daughter, Zera, and two sons, Calvin and Mason.

### Coaching Career

2007-08	Assistant Coach	Marquette	NCAA Second Round
2006-07	Head Coach	New Orleans	
2004-05/2005-06	Assistant Coach	Texas A&M	NCAA Second Round (2005-06) NIT Third Round (2004-05)
2003-04	Associate Head Coach	Colorado State	
2000-01/2002-03	Assistant Coach	Colorado State	NCAA First Round (2002-03)
1999-00	Assistant Coach	Northwestern State	
1998-99	Assistant Coach	Texas A&M-Kingsville	
1994-95/1997-98	Assistant Coach	Texas-Arlington	
1992-93/1993-94	Student Assistant Coach	Oklahoma City Univ.	
1990-91/1991-92	Student Assistant Coach	Navarro College	

### Williams File

Birth Date:	September 1, 1972
Hometown:	Van Alstyne, Texas
Family:	Corey (wife) and children Zera (6), Calvin (5) and Mason (2)
Education:	Texas A&M-Kingsville, 1999 (Master's in Kinesiology) Oklahoma City Univ., 1994 (Bachelor's in Kinesiology)



dominicjames



Sr. | 5-11 | 185 | Guard  
Richmond, IN  
Richmond HS

mauriceacker




Jr. | 5-8 | 165 | Guard  
Hazel Crest, IL  
Hillcrest HS/Ball State

patrickhazel



So. | 6-7 | 220 | Forward  
Queens, NY  
Blair Academy

davidcubillan



Jr. | 6-0 | 175 | Guard  
Maracaibo, Venezuela  
St. Benedict's Prep

dwightburke



Sr. | 6-8 | 250 | Forward  
Brooklyn, NY  
St. Benedict's Prep

josephfulce




So. | 6-7 | 205 | Forward  
Plano, TX  
Plano HS/Tyler JC

jerelmcneal



Sr. | 6-3 | 200 | Guard  
Chicago, IL  
Hillcrest HS

wesleymatthews




Sr. | 6-5 | 215 | Guard  
Madison, WI  
Madison Memorial HS

lazarhayward




Jr. | 6-6 | 225 | Forward  
Buffalo, NY  
Notre Dame Prep

jimmybutler




So. | 6-6 | 215 | Guard  
Tomball, TX  
Tomball HS/Tyler JC

chrisotule



Fr. | 6-10 | 245 | Center  
Richmond, TX  
Ft. Bend Bush HS

robertfrozena



So. | 6-1 | 180 | Guard  
Sherwood, WI  
St. Mary Central HS

liammcmorrow



So. | 7-0 | 260 | Center  
Toronto, Ontario  
West Hills HS/Durham College

buzzwilliams



Head Coach  
First Year at Marquette  
Oklahoma City, 1994

## Pronunciation Guide

Dominic James	dom-in-eeek
David Cubillan	dah-veed coo-bee-yahn
Jerel McNeal	juh-rell
Lazar Hayward	lah-zahr
Joseph Fulce	fuhlce
Chris Otule	oh-tool-ay

# Marquette Game Notes



Page 11

Colorado State-Pueblo (exhib.) **73**  
Marquette **94**

MILWAUKEE (AP) -- Lazar Hayward scored 23 points and Jerel McNeal added 22, making new coach Buzz Williams a winner in No. 16 Marquette's 94-73 victory over Division II Colorado State-Pueblo in their season-opening exhibition game Saturday.

One of Marquette's three senior guards, Wesley Matthews, left the game late in the second half after he appeared to turn an ankle and had to be helped off the court. The severity of his injury was not immediately known.

Matthews scored 16 before the injury, and Dominic James added 11 as the Golden Eagles showed every indication that they'll continue to have the same kind of fast-paced, potent offense they were known for under Crean.

But poor free-throw shooting dogged Marquette on Saturday -- they were 10-for-16 in the first half and 66.7 percent for the game -- and the Golden Eagles allowed the ThunderWolves to avoid a first-half blowout with hot outside shooting.

The Golden Eagles' strong transition game took over in the second half, as Marquette opened up with a 16-8 run that included a 3-pointer and an alley-oop dunk by James and back-to-back fast-break layups by Hayward.

An acrobatic alley-oop layup by Hayward off a pass from McNeal put Marquette ahead 65-44, and Pueblo couldn't shoot its way back into contention.

Houston Baptist **64**  
No. 16/17 Marquette **95**

MILWAUKEE (AP) -- Wesley Matthews scored a career-high 27 points and No. 16 Marquette rolled past Houston Baptist 95-64 Friday night in Buzz Williams' debut as the Golden Eagles' head coach.

Jerel McNeal had 20 points and Lazar Hayward added 19 points and 12 rebounds for Marquette. The Golden Eagles never trailed and broke open the game with a 14-0 spurt to start the second half.

Matthews added a career-high eight assists and five steals.

Gordon Watt led Houston Baptist with 17 points and Baron Sauls added 15.

Matthews and McNeal combined for nine points at the start of the second half, turning a 42-34 lead into a 56-34 cushion. Houston Baptist lost the ball five times and missed all four of its shots during the spurt.

Matthews, whose previous career high was 22 points, made 7 of 11 shots, including a pair of 3-pointers, and 11 of 12 free throws.

Marquette forced 25 turnovers and tallied 13 steals. James tied a career high with six steals. Jimmy Butler, a junior college transfer, had 10 points on 5-of-8 shooting.

Marquette, a guard-oriented team already lacking in size, played without two freshmen big men: 6-foot-10 center Chris Otule will miss several weeks after injuring his left foot in practice last week and 6-foot-7 forward Joseph Fulce is out with a knee injury.

Chicago State **87**  
No. 15/17 Marquette **106**

MILWAUKEE (AP) -- Marquette scored its most points in almost 28 years, but the Golden Eagles' defensive performance in the second half of a 106-87 victory over Chicago State on Monday night left first-year coach Buzz Williams disappointed.

"It's not poor me, it's not pity me, I'm not trying to be a prophet or foresee the future, but we can't allow teams to score 51 points (in the second half) in our building," Williams said. "To be honest with you, you can't allow teams to score 51 points whether you're playing at a park or no matter what gym."

Wesley Matthews scored 26 points for the Golden Eagles (2-0), who last scored 106 points against Charleston on Dec. 1, 1980. He shot 7-for-14 from the field and made all 10 of his free throws to go with nine rebounds, three assists, two blocks and two steals.

Matthews had 27 points in the season opener and is one of the reasons the Golden Eagles have scored at least 90 points in consecutive games for the first time since the 1994-95 season.

"I think he's a lot more comfortable," said teammate Lazar Hayward, who scored 19 of his 21 points in the second half. "This offense is predicated on guys who can do a lot of different things. That's why he stands out a little more than last year."

Jerel McNeal added 17 points, six assists and four rebounds for Marquette.

CSU-Pueblo 73, Marquette 94												
Nov. 8, 2008 Milwaukee, Wis.												
CSU-PUEBLO	min	fg-a	3fg-a	ft-a	reb	ast	to	bk	st	pf	pts	
Jake Trahern	20	1-4	0-0	0-3	3	1	1	1	1	3	2	
Rome Smith	31	6-17	2-7	0-0	1	3	1	0	2	3	14	
Mario Balinton	20	2-4	2-3	3-4	1	1	4	0	0	2	9	
Marc Williams	20	2-5	0-0	0-0	3	2	2	0	1	3	4	
Roman Van Allen	25	2-6	2-5	0-0	2	2	4	0	0	1	6	
Justin Everett	6	1-1	1-1	0-0	1	0	0	0	0	1	3	
Ty Trahern	10	0-2	0-1	2-2	1	1	0	0	0	1	2	
Ken Moses	16	2-2	2-2	0-0	1	0	0	0	2	3	6	
Jazz Williams	4	0-1	0-1	0-0	0	0	1	0	0	0	0	
Imari Thomas	19	4-10	1-1	4-4	6	0	1	1	0	2	13	
Daniel Pierce	10	1-5	1-5	2-2	2	2	0	0	0	2	5	
Dwayne Pierce	19	3-6	1-3	2-2	3	2	2	0	1	3	9	
Team					7							
Totals	24-63	12-29	13-17	31	14	16	2	7	24	73		
MARQUETTE	min	fg-a	3fg-a	ft-a	reb	ast	to	bk	st	pf	pts	
Dwight Burke	18	0-0	0-0	3-4	7	2	2	0	0	2	3	
Lazar Hayward	26	9-15	2-4	3-4	13	1	0	1	1	3	23	
Dominic James	34	5-9	1-2	0-0	3	7	4	0	0	1	11	
Jerel McNeal	30	8-17	3-10	3-8	3	6	4	1	2	0	22	
Wesley Matthews	26	6-12	2-7	2-2	5	4	1	0	0	2	16	
Maurice Acker	18	1-7	0-3	0-0	4	5	2	0	1	2	2	
Patrick Hazel	12	2-3	0-0	0-0	4	1	0	3	1	0	4	
Jimmy Butler	19	1-2	0-0	7-7	6	1	1	0	0	3	9	
Chris Otule	15	2-2	0-0	0-2	2	1	0	2	1	5	4	
Robert Frozena	2	0-0	0-0	0-0	0	0	0	0	0	0	0	
Team					1							
Totals	34-67	8-26	18-27	48	28	14	7	6	18	94		
<b>Halftime:</b> MU 49-36. <b>Dead Ball Rebounds:</b> 3-3. <b>Technical:</b> None. <b>Officials:</b> Ed Hightower, James Breeding, Brent Hampton. <b>Attendance:</b> 13,124.												

Houston Baptist 64, Marquette 95												
Nov. 14, 2008 Milwaukee, Wis.												
HBU	min	fg-a	3fg-a	ft-a	reb	ast	to	bk	st	pf	pts	
Demetrius Judge	31	3-7	1-3	3-3	10	0	5	0	2	3	10	
Gordon Watt	22	5-10	1-4	6-9	9	2	3	0	1	5	17	
Mario Flaherty	17	0-4	0-0	0-0	1	0	2	0	0	3	0	
Justin Wilton	20	1-3	0-1	0-1	0	2	5	0	2	3	2	
Baron Sauls	35	6-14	2-5	1-2	1	3	7	0	1	1	15	
Sean Morris	16	3-8	3-7	0-0	1	1	0	0	0	4	9	
Joe Alang	13	1-3	1-3	0-0	1	0	0	0	1	2	3	
Fred Hinnenkamp	10	0-0	0-0	0-2	2	0	1	0	0	1	0	
Andrew Puzyk	9	1-2	0-1	0-0	1	0	0	0	0	1	2	
Jimmy Sanders	3	0-0	0-0	0-0	1	0	0	0	0	1	0	
Jerem Havard	24	1-2	0-0	4-6	1	0	1	2	1	4	6	
Team					3							
Totals	21-53	8-24	14-23	31	8	25	2	8	28	64		
MARQUETTE	min	fg-a	3fg-a	ft-a	reb	ast	to	bk	st	pf	pts	
Dwight Burke	13	0-0	0-0	0-1	2	0	0	0	0	5	0	
Lazar Hayward	24	8-12	1-4	2-2	12	2	1	0	1	3	19	
Dominic James	26	2-5	0-3	1-2	2	5	4	0	6	1	5	
Jerel McNeal	32	7-17	1-8	5-5	4	5	2	1	1	1	20	
Wesley Matthews	31	7-11	2-3	11-12	5	8	5	0	5	2	27	
Maurice Acker	16	1-6	0-1	2-2	5	1	0	0	0	3	4	
Patrick Hazel	12	3-3	0-0	1-3	4	0	0	1	0	3	7	
David Cubilan	11	1-4	1-3	0-2	0	1	1	0	0	0	3	
Jimmy Butler	24	5-8	0-0	0-1	4	1	0	1	0	3	10	
Robert Frozena	1	0-0	0-0	0-0	1	0	0	0	0	1	0	
Team					2							
Totals	34-66	5-22	22-30	41	23	13	3	13	22	95		
<b>Halftime:</b> MU 42-34. <b>Dead Ball Rebounds:</b> 4-4. <b>Technical:</b> None. <b>Officials:</b> Tim Higgins, Michael Stephens, Chris Beaver. <b>Attendance:</b> 13,668.												

Chicago St. 87, Marquette 106												
Nov. 17, 2008 Milwaukee, Wis.												
CHICAGO ST.	min	fg-a	3fg-a	ft-a	reb	ast	to	bk	st	pf	pts	
Carl Montgomery	16	4-9	0-0	1-2	7	1	1	0	0	4	9	
Tawrence Walton	29	3-8	0-1	1-2	5	0	2	0	0	4	7	
Mike Wilson	21	3-8	2-6	0-2	3	4	4	0	1	3	8	
David Holston	30	11-22	7-13	4-7	3	3	3	0	1	3	33	
John Cantrell	39	8-17	0-2	5-6	7	3	3	2	3	3	21	
Steve Martin	8	0-0	0-0	1-2	0	0	1	0	0	0	0	
David Anderson	4	0-1	0-1	0-0	0	0	0	0	0	0	0	
Nemanja Stankovic	6	0-0	0-0	2-2	1	0	1	0	1	0	2	
Christian Wall	24	1-3	0-0	2-2	2	0	1	0	1	5	4	
Kabang Kasamba	8	0-1	0-1	0-0	1	0	0	0	0	1	0	
Hajjije Martin	12	1-4	0-0	0-0	4	1	0	0	0	4	2	
Pawel Kielbasa	3	0-0	0-0	0-0	1	0	0	0	0	1	0	
Team					5							
Totals	31-73	9-24	16-25	39	12	16	3	6	29	87		
MARQUETTE	min	fg-a	3fg-a	ft-a	reb	ast	to	bk	st	pf	pts	
Dwight Burke	13	1-1	0-0	1-2	3	1	1	0	0	2	3	
Lazar Hayward	28	8-15	1-5	4-5	9	1	3	0	0	4	21	
Dominic James	25	3-7	0-1	2-9	4	3	0	1	1	3	8	
Jerel McNeal	34	6-12	2-4	3-5	4	6	1	1	1	4	17	
Wesley Matthews	32	7-14	2-2	10-10	9	3	2	2	2	2	26	
Maurice Acker	15	2-5	1-2	2-2	0	0	0	0	2	4	7	
Patrick Hazel	22	3-3	0-0	4-6	5	1	3	2	1	2	10	
David Cubilan	16	2-4	2-4	2-2	1	2	2	0	0	1	8	
Jimmy Butler	15	2-4	0-1	2-2	2	1	1	0	0	3	6	
Team					5							
Totals	34-65	8-19	30-43	42	18	13	6	7	27	106		
<b>Halftime:</b> MU 52-36. <b>Dead Ball Rebounds:</b> CSU 5-4. <b>Technical:</b> None. <b>Officials:</b> Tim Nestor, Mike Nance, Tony Dawkins. <b>Attendance:</b> 12,966.												

**beyond!THE BOX SCORE**

Six of the 10 players to see action against HBU either matched or set new career highs in at least one statistical category.

# Marquette Game Notes



Page 12

**Milwaukee 80**  
**No. 15/17 Marquette 100**

MILWAUKEE (AP) -- Wesley Matthews scored 25 points and Lazar Hayward had a career-high 25 and 10 rebounds as No. 17 Marquette continued its dominance over Wisconsin-Milwaukee with a 100-80 triumph on Saturday.

Jerel McNeal had 22 points and five steals and Dominic James added 16 and eight assists for the Golden Eagles (3-0), who have won all 36 meetings between the two schools which are separated by four miles. The winning streak is the second-longest active stretch against one opponent - Syracuse has beaten Colgate 42 straight times.

Marquette led by five at the break and scored the first 10 points after intermission to take a 55-40 lead with 18:12 remaining.

Patrick Hazel's putback of his own miss capped a 12-3 run as the Golden Eagles extended their lead to 67-48 with 13:52 remaining.

It was the third straight game of at least 25 points for Matthews, who scored a career-high 27 in Marquette's season-opening win against Houston Baptist.

Marquette jumped out to a 9-2 lead but Wisconsin-Milwaukee came right back and the contest was close throughout the first half.

Jason Averkamp's three-point play with 6:08 left gave the Panthers a 36-33 lead but the Golden Eagles closed strong, taking a 45-40 advantage into the locker room as Hayward had five points down the stretch.

**Texas Southern 68**  
**No. 15/15 Marquette 85**

MILWAUKEE (AP) -- Jerel McNeal scored 20 points and Lazar Hayward added 18 to lead No. 15 Marquette to a 85-68 victory over Texas Southern on Tuesday night.

Marquette (4-0) failed to score 100 points for the first time in three games as the Golden Eagles struggled at times in the first half against Texas Southern (0-4). Marquette, which had averaged a Big East leading 100.3 points in its first three games, ended up with 19 turnovers.

Marquette turned it up on the defensive end, forcing 20 turnovers resulting in 29 points. The Golden Eagles had a total of 11 steals, led by McNeal with four. Wesley Matthews, who averaged 26 points in Marquette's first three games, had 13 and Dominic James added 11 points.

Marquette was bidding to set a school record of three straight games with scoring at least 100 points. The last time Marquette scored 100 points for two straight games was during the 1954-55 season when it beat Bowling Green and Detroit.

Texas Southern got the closest it would get in the second half when Hall stole the ball and scored on a dunk with 18 minutes remaining to cut the deficit to 52-42. But Marquette responded with a 15-6 run over the next 5 minutes to grab a 57-38 lead with 13:05 remaining when James stole the ball and score on a lay in.

**Northern Iowa 43**  
**No. 15/15 Marquette 73**

MILWAUKEE (AP) -- Wesley Matthews scored 17 points and No. 15 Marquette used a 20-0 first-half run Friday night to rout Northern Iowa 73-43 in the Chicago Invitational Challenge.

Playing its first game outside of Milwaukee this season, Marquette (5-0) cruised to victory before a small crowd at the Sears Centre. The Golden Eagles also got 15 points from Lazar Hayward and 13 from Jerel McNeal.

Northern Iowa (3-2) was led by Kwadzo Ahelegbe's 11 points.

After an initial feeling-out period, the Golden Eagles broke it open early with the 20-0 run, using a variety of shots and strong defense. During the spurt, Matthews hit a 3-pointer, Dominic James made two 3s' on either side of a timeout, Jimmy Butler followed in a miss and McNeal found the range on yet another 3-pointer on a pass from James.

After another timeout, Patrick Hazel--who started the run with two free throws--had a lay in and then McNeal drove for a sweeping bank shot.

That made it 32-8 with just over five minutes left in the half as the Golden Eagles' quickness and leaping ability were obvious factors early on against the Panthers, who went more than seven minutes without scoring. Marquette had a 20-10 first-half rebounding edge.

Northern scrapped back with eight straight of its own but Marquette maintained control and led 37-18 at the half.

Milwaukee 100, Marquette 80												
Nov. 22, 2008 Milwaukee, Wis.												
MILWAUKEE	min	fg-a	3fg-a	ft-a	reb	ast	to	bk	st	pf	pts	
Tony Meier	14	1-4	1-2	0-0	0	0	3	0	5	3		
Anthony Hill	15	1-4	0-0	0-0	2	0	1	0	0	3	2	
Deonte Roberts	25	4-9	0-0	0-0	3	7	0	0	1	5	8	
Ricky Franklin	34	1-10	0-4	4-4	7	1	1	0	0	4	6	
Tone Boyle	38	7-15	3-6	6-7	5	0	5	0	0	2	23	
Avery Smith	27	7-17	2-3	6-9	6	0	3	0	0	3	22	
Deion James	20	1-3	0-1	4-4	5	0	1	0	0	0	6	
Zach Holt	2	0-0	0-0	0-0	0	0	0	0	0	0	0	
Kaylan Anderson	2	0-0	0-0	0-0	1	0	1	0	0	0	0	
Jason Averkamp	7	1-1	0-0	3-3	2	0	0	0	0	1	5	
James Eayrs	16	2-3	1-2	0-0	1	2	0	0	0	2	5	
Team					2							
Totals	25-66	7-18	23-37	34	10	15	0	1	26	80		
MARQUETTE	min	fg-a	3fg-a	ft-a	reb	ast	to	bk	st	pf	pts	
Dwight Burke	15	1-1	0-0	1-2	4	0	2	0	0	4	3	
Lazar Hayward	30	8-14	1-3	8-10	10	1	1	0	1	1	25	
Dominic James	33	5-12	2-5	4-4	3	8	1	1	3	4	16	
Jerel McNeal	30	9-18	1-5	3-4	4	2	0	0	5	4	22	
Wesley Matthews	34	8-16	0-2	9-10	7	2	1	1	1	2	25	
Maurice Acker	16	1-5	0-2	1-3	2	1	1	0	0	1	3	
Patrick Hazel	19	2-3	0-0	0-0	6	0	0	0	1	0	4	
David Cubillan	14	1-3	0-1	0-1	3	1	1	0	1	5	2	
Jimmy Butler	7	0-0	0-0	0-0	1	0	1	0	0	0	0	
Robert Frozema	2	0-0	0-0	0-0	1	0	2	0	0	0	0	
Team					4							
Totals	35-72	4-18	26-34	45	15	10	3	11	22	100		
<b>Halftime:</b> MU 45-40. <b>Dead Ball Rebounds:</b> MU 4-2. <b>Technical:</b> None. <b>Officials:</b> John Cahill, Jim Haney, Mike Roberts. <b>Attendance:</b> 15,168.												

Texas Southern 68, Marquette 85												
Nov. 25, 2008 Milwaukee, Wis.												
TEXAS SO.	min	fg-a	3fg-a	ft-a	reb	ast	to	bk	st	pf	pts	
Jacques Jones	36	4-7	1-1	1-2	6	2	3	1	2	2	10	
Ricky Boyles	26	7-10	0-0	0-1	11	0	3	2	1	5	14	
Michael Drewry	22	1-5	0-0	0-1	1	0	0	0	0	5	2	
Deandre Hall	31	9-19	1-2	0-0	3	3	7	0	4	4	19	
Matthew Miller	36	2-6	0-3	8-10	3	5	3	0	2	1	12	
Damian Henderson	1	0-0	0-0	0-0	0	0	0	0	0	0	0	
Hamid Ford	7	0-0	0-0	1-2	0	1	2	0	1	1	1	
David Burrell	13	0-1	0-1	0-0	0	1	2	0	2	1	0	
Sollie Norwood	28	2-4	2-4	4-7	0	2	0	0	1	4	10	
Team					3							
Totals	25-52	4-11	14-23	27	14	20	3	13	24	68		
MARQUETTE	min	fg-a	3fg-a	ft-a	reb	ast	to	bk	st	pf	pts	
Dwight Burke	13	1-2	0-0	0-0	1	0	1	0	0	4	2	
Lazar Hayward	30	5-13	0-1	8-10	9	0	4	0	0	2	18	
Dominic James	28	4-7	2-4	1-2	4	4	1	0	3	4	11	
Jerel McNeal	31	5-12	4-7	6-6	8	5	6	0	4	2	20	
Wesley Matthews	26	3-10	0-3	7-10	6	3	4	1	3	4	13	
Maurice Acker	19	3-5	3-4	1-2	2	2	0	0	1	3	10	
Patrick Hazel	15	1-3	0-0	0-2	4	0	1	1	0	1	2	
David Cubillan	16	1-6	1-4	0-0	1	2	2	0	0	1	3	
Jimmy Butler	21	1-2	0-0	4-4	4	1	0	1	0	1	6	
Robert Frozema	1	0-2	0-0	0-0	2	0	0	0	0	0	0	
Team					2							
Totals	24-62	10-23	27-36	43	17	19	3	11	22	85		
<b>Halftime:</b> MU 38-25. <b>Dead Ball Rebounds:</b> MU 7-5. <b>Technical:</b> None. <b>Officials:</b> Ron Groover, Earl Robinson, Bruce Bell. <b>Attendance:</b> 12,993.												

Northern Iowa 43, Marquette 73												
Nov. 28, 2008 Chicago, Ill.												
NORTHERN IOWA	min	fg-a	3fg-a	ft-a	reb	ast	to	bk	st	pf	pts	
Adam Koch	25	2-6	0-0	2-2	0	2	1	0	0	2	6	
Jordan Elgseder	22	4-6	0-0	0-0	6	0	0	1	1	3	8	
Kwadzo Ahelegbe	28	5-9	1-2	0-0	1	5	2	0	2	1	11	
Johnny Moran	25	2-7	1-6	0-0	6	2	5	0	0	2	5	
Ali Farokhmanesh	26	1-6	1-6	0-0	1	1	1	0	1	3	3	
Brian Haak	4	0-0	0-0	0-0	0	0	0	0	0	1	1	
Jon Montgomery	14	0-3	0-2	1-3	5	0	0	0	0	1	1	
Travis Brown	17	0-2	0-2	0-0	2	1	5	0	0	4	0	
Kerwin Dunham	13	2-6	0-1	0-0	0	1	0	0	0	2	4	
Lucas O'Rear	19	1-3	0-0	1-2	6	1	0	0	0	2	3	
Anthony James	7	1-3	0-2	0-0	0	0	0	0	0	0	2	
Team					2							
Totals	18-51	3-21	4-7	29	13	14	1	5	21	43		
MARQUETTE	min	fg-a	3fg-a	ft-a	reb	ast	to	bk	st	pf	pts	
Dwight Burke	30	0-0	0-0	1-4	6	0	1	1	0	3	1	
Lazar Hayward	28	5-11	2-5	3-6	8	1	3	0	1	2	15	
Dominic James	21	3-10	2-5	0-0	3	6	1	0	2	0	8	
Jerel McNeal	22	5-9	3-4	0-0	3	3	1	0	2	1	13	
Wesley Matthews	26	5-8	2-4	5-6	7	2	3	0	1	2	17	
David Cubillan	22	2-6	2-5	1-2	3	3	0	0	1	1	7	
Maurice Acker	19	2-6	0-4	0-0	1	3	0	0	1	0	4	
Jimmy Butler	17	1-1	0-0	2-2	4	2	1	0	0	1	4	
Patrick Hazel	10	1-1	0-0	2-2	2	0	0	0	0	5	4	
Robert Frozema	5	0-1	0-0	0-0	2	0	0	0	0	0	0	
Team					3							
Totals	24-53	11-27	14-22	42	20	10	1	8	15	73		
<b>Halftime:</b> MU 37-18. <b>Dead Ball Rebounds:</b> MU 2-0. <b>Technical:</b> None. <b>Officials:</b> Frank Raposo, Tim Kelly, Ron Tyburski. <b>Attendance:</b> 3,087.												

**beyond THE BOX SCORE**

The victory over the Panthers marked the first time all season MU didn't have at least four players finish with double figures in points.

# Marquette Game Notes



Page 13

Dayton **89**

No. 15/15 Marquette **75**

MILWAUKEE (AP) -- Rob Lowery scored a career-high 21 points Saturday night and Dayton used its depth and quickness to beat No. 15 Marquette 89-75 in the final of the Chicago Invitational Challenge.

Stephen Thomas converted a three-point play and Johnson tipped in a basket as Dayton expanded a one-point halftime lead to eight early in the second. And the Flyers kept going right at Marquette. Lowery hit a 3-pointer off the dribble and Wright's flying slam dunk gave Dayton a 54-45 lead with 13:13 to go.

Wright drove for another basket and Johnson converted a three-point play for a 59-46 lead with about 12 minutes to go. When Mickey Perry drove for yet another layup, the Flyers were up by 15 with just under 11 minutes left.

Lowery hit another jumper, just beating the shot clock, to give the Flyers a 71-53 lead with 7:34 to go.

Marquette battled back as James hit two baskets and Matthews scored and then made a pair of free throws after a steal to cut the lead to 10 with 5:33 remaining, a stretch that saw the Flyers miss three straight free throws.

David Cubillan's 3-pointer with just over five minutes left got the Golden Eagles within eight, but Dayton hung on as London Warren sank a jumper and the Flyers found the touch from the line, making seven straight. They hit 12 of their final 16 free throws.

Dayton 89, Marquette 75												
Nov. 29, 2008 Chicago, Ill.												
DAYTON	min	fg-a	3fg-a	ft-a	reb	ast	to	bk	st	pf	pts	
Charles Little	18	2-5	0-0	3-4	3	1	1	0	0	5	7	
Chris Wright	32	4-9	0-0	5-10	13	4	0	1	2	4	13	
Kurt Huelsman	19	3-5	0-0	2-2	2	1	1	1	0	3	8	
London Warren	14	1-2	0-0	5-9	1	2	2	0	1	4	7	
Marcus Johnson	19	1-1	0-0	4-4	2	0	1	0	0	3	6	
Mickey Perry	13	3-4	0-1	0-0	0	0	0	0	1	4	6	
Stephen Thomas	8	2-3	0-0	1-1	0	0	0	0	1	0	5	
Paul Williams	11	0-3	0-1	0-0	1	0	0	0	0	2	0	
Luke Fabrizious	9	1-3	1-2	0-0	0	0	0	1	1	1	3	
Rob Lowery	23	9-13	2-4	1-2	1	1	3	0	0	1	21	
Devin Searcy	14	0-0	0-0	1-2	4	1	1	2	0	3	1	
Chris Johnson	20	4-9	1-3	3-5	11	1	1	0	0	0	12	
Team					4							
Totals	30-57	4-11	25-39	42	11	11	5	6	30	89		
MARQUETTE	min	fg-a	3fg-a	ft-a	reb	ast	to	bk	st	pf	pts	
Dwight Burke	19	0-1	0-0	2-4	3	0	0	0	0	3	2	
Lazar Hayward	24	2-7	0-1	1-1	8	0	3	0	0	5	5	
Dominic James	35	6-13	2-6	5-11	7	8	2	0	2	4	19	
Jerel McNeal	33	7-23	1-8	1-3	6	3	3	0	1	5	16	
Wesley Matthews	38	7-12	0-3	14-17	7	1	3	0	1	2	28	
David Cubillan	20	2-3	1-2	0-0	1	1	0	0	0	3	5	
Maurice Acker	14	0-1	0-0	0-0	3	0	2	0	0	2	0	
Jimmy Butler	9	0-1	0-0	0-0	1	0	1	0	0	4	0	
Patrick Hazel	8	0-0	0-0	0-0	0	0	0	0	0	0	0	
Team					3							
Totals	24-61	4-20	23-36	39	13	14	0	4	28	75		
<b>Halftime:</b> UD 33-32. <b>Dead Ball Rebounds:</b> 5-5.												
<b>Technical:</b> None. <b>Officials:</b> Tim Nestor, Frank Raposo, Tim Kelly. <b>Attendance:</b> 4,780.												



# Marquette Game Notes



## GAME-BY-GAME SCORING/REBOUNDING

OPPONENT	ACKER	BURKE	BUTLER	CUBILLAN	FROZENA	FULCE	HAYWARD	HAZEL	JAMES	MATTHEWS	MCNEAL	OTULE
Houston Baptist	4/5	0/2	10/4	3/0	0/1	DNP	19/12	7/4	5/2	27/5	20/4	DNP
Chicago State	7/0	3/3	6/2	8/1	DNP	DNP	21/9	10/5	8/4	26/9	17/4	DNP
Milwaukee	3/2	3/4	0/1	2/3	0/1	DNP	25/10	4/6	16/3	25/7	22/4	DNP
Texas Southern	10/2	0/0	6/4	3/1	0/2	DNP	18/9	4/5	11/4	13/6	20/8	DNP
vs. Northern Iowa	4/1	1/6	4/4	7/3	0/2	DNP	15/8	4/2	8/3	17/7	13/3	DNP
vs. Dayton	0/3	2/3	0/1	5/1	DNP	DNP	5/8	0/0	19/7	28/7	16/6	DNP
Central Michigan												
Wisconsin												
IPFW												
vs. Tennessee												
Western Carolina												
@ N.C. State												
Presbyterian												
Villanova												
Cincinnati												
@ Rutgers												
West Virginia												
@ Providence												
DePaul												
@ Notre Dame												
Georgetown												
@ DePaul												
@ USF												
@ Villanova												
St. John's												
Seton Hall												
@ Georgetown												
Connecticut												
@ Louisville												
@ Pittsburgh												
Syracuse												

## GAME-BY-GAME STARTERS, POINTS & PERCENTAGE OF OFFENSE

Opponent	Guard	Guard	Guard	Forward	Forward	Record	Points	% of Offense	W/L
Houston Baptist	James	McNeal	Matthews	Hayward	Burke	1-0	71	74.7	W
Chicago State	James	McNeal	Matthews	Hayward	Burke	2-0	75	70.8	W
Milwaukee	James	McNeal	Matthews	Hayward	Burke	3-0	91	91.0	W
Texas Southern	James	McNeal	Matthews	Hayward	Burke	4-0	62	72.9	W
vs. Northern Iowa	James	McNeal	Matthews	Hayward	Burke	5-0	54	74.0	W
vs. Dayton	James	McNeal	Matthews	Hayward	Burke	5-1	70	93.3	L
Central Michigan									
Wisconsin									
IPFW									
vs. Tennessee									
Western Carolina									
@ N.C. State									
Presbyterian									
Villanova									
Cincinnati									
@ Rutgers									
West Virginia									
@ Providence									
DePaul									
@ Notre Dame									
Georgetown									
@ DePaul									
@ USF									
@ Villanova									
St. John's									
Seton Hall									
@ Georgetown									
Connecticut									
@ Louisville									
@ Pittsburgh									
Syracuse									

Total Average: 70.5 79.2%

# Marquette Game Notes

Page 16



## Marquette Players in Double Figures

	Points	Rebounds
Houston Baptist	Matthews 27, McNeal 20, Hayward 19, Butler 10	Hayward 12
Chicago State	Matthews 26, Hayward 21, McNeal 17, Hazel 10	--
Milwaukee	Matthews 25, Hayward 25, McNeal 22, James 16	Hayward 10
Texas Southern	McNeal 20, Hayward 18, Matthews 13, James 11, Acker 10	--
vs. Northern Iowa	Matthews 17, Hayward 15, McNeal 13	--
vs. Dayton	Matthews 28, James 19, McNeal 16	--
Central Michigan		
Wisconsin		
IPFW		
vs. Tennessee		
Western Carolina		
@ N.C. State		
Presbyterian		
Villanova		
Cincinnati		
@ Rutgers		
West Virginia		
@ Providence		
DePaul		
@ Notre Dame		
Georgetown		
@ DePaul		
@ USF		
@ Villanova		
St. John's		
Seton Hall		
@ Georgetown		
Connecticut		
@ Louisville		
@ Pittsburgh		
Syracuse		

## Marquette Bench Scoring

	Starters	Bench	Bench Scoring
Houston Baptist	71	24	Butler 10, Hazel 7, Acker 4, Cubilan 3
Chicago State	75	31	Hazel 10, Cubilan 8, Acker 7, Butler 6
Milwaukee	91	9	Hazel 4, Acker 3, Cubilan 2
Texas Southern	62	23	Acker 10, Butler 6, Hazel 4, Cubilan 3
vs. Northern Iowa	54	19	Cubilan 7, Acker 4, Butler 4, Hazel 4
vs. Dayton	70	5	Cubilan 5
Central Michigan			
Wisconsin			
IPFW			
vs. Tennessee			
Western Carolina			
@ N.C. State			
Presbyterian			
Villanova			
Cincinnati			
@ Rutgers			
West Virginia			
@ Providence			
DePaul			
@ Notre Dame			
Georgetown			
@ DePaul			
@ USF			
@ Villanova			
St. John's			
Seton Hall			
@ Georgetown			
Connecticut			
@ Louisville			
@ Pittsburgh			
Syracuse			

## Marquette's Record When

	2008-09	Under Williams
Leading at half	5-0	5-0
Trailing at half	0-1	0-1
Tied at half	0-0	0-0
Scoring 70 or more points	5-1	5-1
Allowing 80 or more points	2-1	2-1
Holding opponents to 60 points or less	1-0	1-0
Holding opponents to 65 points or less	2-0	2-0
Shooting 50 percent or better	2-0	2-0
Opponents shoot 50 percent or better	0-1	0-1
Opponent shoots under 40 percent	3-0	3-0
MU's FG percent is higher than opp.	4-0	4-0
MU's FG percent is lower than opp.	1-1	1-1
MU's 3FG percent is higher than 40 percent	4-0	4-0
Opponent's 3FG percent is higher than 40 percent	0-0	0-0
MU shoots more FT than opponent	5-0	5-0
MU shoots fewer FT than opponent	0-1	0-1
MU shoots same FT as opponent	0-0	0-0
Out-rebounded opponent	5-0	5-0
Out-rebounded by opponent	0-1	0-1
Rebounds tied	0-0	0-0
Same or fewer turnovers as opp.	5-0	5-0
More turnovers than opponent	0-1	0-1
Overtime games	0-0	0-0
In games decided by 5 pts. or less	0-0	0-0
In games decided by 6-10	0-0	0-0
In games decided by 11-15	0-1	0-1
In games decided by 16 pts. or more	5-0	5-0
vs Ranked Teams (AP or Coaches)	0-0	
vs 1-25 in RPI (www.collegerpi.com, at time of game)	0-1	
vs 26-50 in RPI	0-0	
vs 51-100 in RPI	2-0	
vs 101-150 in RPI	1-0	
vs 151-200 in RPI	1-0	
vs 201-324 in RPI	1-0	
When winning the opening tip	3-0	
When scoring first	4-0	

## Team Superlatives by Half

	First Half	Second Half
Points	52 vs. Chicago State (11/17)	55 vs. Milwaukee (11/22)
Fewest Pts. Allowed	18 vs. Northern Iowa (11/28)	25 vs. Northern Iowa (11/28)
FG Percentage	50.0 vs. Chicago State (11/17)	60.0 vs. Houston Baptist (11/14)
Lowest FG Pct. Allowed	33.3 Twice	26.5 vs. Milwaukee (11/22)
3-Point Percentage	50.0 vs. Texas Southern (11/25)	44.4 vs. Chicago State (11/17)
FT Made	16 vs. Chicago State (11/17)	19 vs. Texas Southern (11/25)
Rebounds	23 vs. Texas Southern (11/25)	27 vs. Milwaukee (11/22)
Assists	12 vs. Texas Southern (11/25)	14 vs. Houston Baptist (11/14)
Blocks	6 vs. Chicago State (11/17)	2 vs. Milwaukee (11/22)
Steals	8 vs. Milwaukee (11/22)	8 vs. Houston Baptist (11/14)

## Individual Superlatives by Half

	First Half	
Points	17 Wesley Matthews	vs. Chicago State (11/17)
3-Point Made	4 Jerel McNeal	vs. Texas Southern (11/25)
FT Made	7 Wesley Matthews	vs. Houston Baptist (11/14)
Rebounds	6 Three times	
Assists	5 Three times	
	Second Half	
Points	23 Wesley Matthews	vs. Northern Iowa (11/28)
3-Point Made	2 Twice	
FT Made	13 Wesley Matthews	vs. Northern Iowa (11/28)
Rebounds	7 Twice	
Assists	6 Wesley Matthews	vs. Houston Baptist (11/14)

# Marquette Game Notes

Page 17



## High Marks

Double-figure scoring games	2008-09	Career
Dominic James	3	79
Jerel McNeal	6	79
Wesley Matthews	6	67
Lazar Hayward	5	40
Ousmane Barro	0	19
David Cubillan	0	16
Maurice Acker	1	4
Dwight Burke	0	2
Jimmy Butler	1	1
Patrick Hazel	1	1

20-point games	2008-09	Career
Dominic James	0	17
Jerel McNeal	3	14
Wesley Matthews	4	9
Lazar Hayward	2	5
Ousmane Barro	0	1
David Cubillan	0	1

Double-figure rebound games	2008-09	Career
Lazar Hayward	2	7
Dominic James	0	1
Wesley Matthews	0	1
Jerel McNeal	0	1
Dwight Burke	0	1

Double-figure assist games	2008-09	Career
Dominic James	0	3
Jerel McNeal	0	2

Double-doubles	2008-09	Career
Lazar Hayward	2	7
Jerel McNeal	0	3
Dominic James	0	1

## Individual Season Records

	Starts	10+ points	10+ rebs.
Maurice Acker	--	1-0	--
Dwight Burke	5-1	--	--
Jimmy Butler	--	1-0	--
David Cubillan	--	--	--
Lazar Hayward	5-1	5-0	2-0
Patrick Hazel	--	1-0	--
Dominic James	5-1	2-1	--
Wesley Matthews	5-1	5-1	--
Jerel McNeal	5-1	5-1	--

## Individual Career Records

	Starts	10+ points	10+ rebs.
Maurice Acker	0-1	4-0	--
Dwight Burke	18-5	2-0	0-1
Jimmy Butler	--	1-0	--
David Cubillan	0-1	14-2	--
Lazar Hayward	38-18	32-9	6-1
Patrick Hazel	--	1-0	--
Dominic James	75-31	61-19	0-1
Wesley Matthews	64-24	45-22	1-0
Jerel McNeal	74-29	57-23	2-0

## The Last Time

Team	Marquette	Opponent
100+ Points	100-80 vs. Milwaukee (11/22/08)	85-104 vs. West Virginia (1/14/06)
90+ Points	100-80 vs. Milwaukee (11/22/08)	85-90 vs. Alabama (3/16/06)
Under 50 Points	40-54 vs. Western Michigan (3/14/05)	67-37 vs. Florida Gulf Coast (3/4/08)
FG Pct. 60+	61.0 vs. South Dakota State (12/3/05)	None recorded
Five or fewer turnovers	5 vs. Cincinnati (3/10/96)	5 at West Virginia (1/14/06)
Five Players, 10+ pts.	85-68 vs. Texas Southern (11/25/08)	85-68 vs. Texas Southern (11/25/08)

Team	Marquette Win	Marquette Loss — <i>italics denotes most recent</i>
Ranked Opponent (AP)	89-79 vs. 14 Notre Dame (3/13/08)	81-82 vs. 10 Stanford (3/22/08) OT
Overtime Game	77-74 vs. Pittsburgh (1/21/07) OT	68-70 vs. Georgetown (3/1/08) OT
Double Overtime	80-79 vs. Louisville (2/28/96) 2OT	74-77 vs. Louisville (2/24/01) 3OT
Triple Overtime	Never	74-77 vs. Louisville (2/24/01) 3OT
Home Opener	95-64 vs. Houston Baptist (11/14/08)	54-67 vs. South Alabama (11/14/00)
Road Openers	81-76 at Wisconsin (12/8/07)	74-84 at Nebraska (11/30/05)

Individual	Marquette	Opponent
30+ Points	30, Jerel McNeal 81-82 (OT) vs. Stanford (3/22/08)	33, David Holston 106-87 vs. Chicago State (11/17/08)

20+ Points	28, Wesley Matthews 75-89 vs. Dayton (11/29/08)	21, Rob Lowery 75-89 vs. Dayton (11/29/08)
------------	----------------------------------------------------	-----------------------------------------------

10+ Rebounds	10, Lazar Hayward 100-80 vs. Milwaukee (11/22/08)	Two Players 75-89 vs. Dayton (11/29/08)
--------------	------------------------------------------------------	--------------------------------------------

15+ Rebounds	16, Steve Novak 94-79 vs. Connecticut (1/3/06)	15, Kentrell Gransberry 62-54 vs. USF (1/29/08)
--------------	---------------------------------------------------	----------------------------------------------------

15+ Free Throws	16, Brian Wardle 69-59 at Charlotte (2/13/99)	None recorded -- --
-----------------	--------------------------------------------------	------------------------

10+ Assists	10, Dominic James 81-82 (OT) vs. Stanford (3/22/08)	16, Mitch Johnson 81-82 (OT) vs. Stanford (3/22/08)
-------------	--------------------------------------------------------	--------------------------------------------------------

Double-Double	25 pts, 10 reb, Lazar Hayward 100-80 vs. Milwaukee (11/22/08)	Two Players 75-89 vs. Dayton (11/29/08)
---------------	------------------------------------------------------------------	--------------------------------------------

Triple-Double	29 pts, 11 reb, 11 ast, Dwyane Wade 83-69 vs. Kentucky (3/29/03)	22 pts, 12 reb, 10 blk, Eric Hicks 66-70 vs. Cincinnati (1/8/05)
---------------	---------------------------------------------------------------------	---------------------------------------------------------------------

## This season . . .

Largest halftime lead . . . . .	19	vs. Northern Iowa (11/28)
Largest halftime deficit . . . . .	1	vs. Dayton (11/29)
Largest lead in a game . . . . .	32	vs. Houston Baptist (11/14); vs. Northern Iowa (11/28)
Largest deficit in a game . . . . .	18	vs. Dayton (11/29)
Largest winning margin . . . . .	31	vs. Houston Baptist (11/14)
Largest losing margin . . . . .	14	vs. Dayton (11/29)
Largest deficit in a victory . . . . .	3	vs. Milwaukee (11/22)
Largest lead in a loss . . . . .	2	vs. Dayton (11/28)
Most consecutive points scored . . . . .	20	vs. Northern Iowa (11/28)
Most consecutive points allowed . . . . .	10	vs. Chicago State (11/17)
Largest home crowd . . . . .	15,168	vs. Milwaukee (11/22)
Largest road crowd . . . . .	--	--
Largest neutral crowd . . . . .	4,780	vs. Dayton (11/29)
30-point games . . . . .	--	--
20-point games . . . . .		Matthews 4, McNeal 3, Hayward 2
10-rebound games . . . . .		Hayward 2
Double-doubles . . . . .		Hayward 2



## 2008-09 Season Superlatives

### Marquette Highs

Points	106	vs. Chicago State (11/17)
FG Made	35	vs. Milwaukee (11/22)
FG Attempts	72	vs. Milwaukee (11/22)
FG Percentage	52.3	34-65 vs. Chicago State (11/17)
3FG Made	11	vs. Northern Iowa (11/28)
3FG Attempts	27	vs. Northern Iowa (11/28)
3FG Percentage	43.5	10-23 vs. Texas Southern (11/25)
FT Made	30	vs. Chicago State (11/17)
FT Attempts	43	vs. Chicago State (11/17)
FT Percentage	76.5	26-34 vs. Milwaukee (11/22)
Rebounds	45	vs. Milwaukee (11/22)
Assists	23	vs. Houston Baptist (11/14)
Steals	13	vs. Houston Baptist (11/14)
Blocks	6	vs. Chicago State (11/17)
Turnovers	19	vs. Texas Southern (11/25)
Fouls	28	vs. Dayton (11/29)

### Marquette Lows

Points	73	vs. Northern Iowa (11/28)
FG Made	24	Three times
FG Attempts	53	vs. Northern Iowa (11/28)
FG Percentage	38.7	24-62 vs. Texas Southern (11/25)
3FG Made	4	Twice
3FG Attempts	18	vs. Milwaukee (11/22)
3FG Percentage	20.0	4-20 vs. Dayton (11/29)
FT Made	14	vs. Northern Iowa (11/28)
FT Attempts	22	vs. Northern Iowa (11/28)
FT Percentage	63.6	14-22 vs. Northern Iowa (11/28)
Rebounds	39	vs. Dayton (11/29)
Assists	13	vs. Dayton (11/29)
Steals	4	vs. Dayton (11/29)
Blocks	0	vs. Dayton (11/29)
Turnovers	10	Twice
Fouls	15	vs. Northern Iowa (11/28)

### Marquette — Individual Game Highs

Points	28	Wesley Matthews vs. Northern Iowa (11/28)
FG Made	9	Jerel McNeal vs. Milwaukee (11/22)
FG Attempts	23	Jerel McNeal vs. Northern Iowa (11/28)
FG Percentage	66.7 (8-12)	Lazar Hayward vs. Houston Baptist (11/14)
3FG Made	4	Jerel McNeal vs. Texas Southern (11/25)
3FG Attempts	8	Jerel McNeal, Twice
3FG Percentage	75.0 (3-4)	Twice
FT Made	14	Wesley Matthews vs. Northern Iowa (11/28)
FT Attempts	17	Wesley Matthews vs. Northern Iowa (11/28)
FT Percentage	1.000 (10-10)	Wesley Matthews vs. Chicago State (11/17)
Rebounds	12	Lazar Hayward vs. Houston Baptist (11/14)
Assists	8	Three times
Steals	6	Dominic James vs. Houston Baptist (11/14)
Blocks	2	Twice
Turnovers	6	Jerel McNeal vs. vs. Texas Southern (11/25)

### Opponent Highs

Points	85	vs. Dayton (11/29)
FG Made	31	vs. Chicago State (11/17)
FG Attempts	73	vs. Chicago State (11/17)
FG Percentage	52.6	30-57 vs. Dayton (11/29)
3FG Made	9	vs. Chicago State (11/17)
3FG Attempts	24	Twice
3FG Percentage	38.9	7-18 vs. Milwaukee (11/22)
FT Made	25	vs. Dayton (11/29)
FT Attempts	39	vs. Dayton (11/29)
FT Percentage	85.2	23-27 vs. Milwaukee (11/22)
Rebounds	42	vs. Dayton (11/29)
Assists	14	vs. Texas Southern (11/25)
Steals	13	vs. Texas Southern (11/25)
Blocks	5	vs. Dayton (11/29)
Turnovers	25	vs. Houston Baptist (11/14)
Fouls	30	vs. Dayton (11/29)

### Opponent Lows

Points	43	vs. Northern Iowa (11/28)
FG Made	18	vs. Northern Iowa (11/28)
FG Attempts	51	vs. Northern Iowa (11/28)
FG Percentage	35.3	18-51 vs. Northern Iowa (11/28)
3FG Made	3	vs. Northern Iowa (11/28)
3FG Attempts	11	Twice
3FG Percentage	14.3	3-21 vs. Northern Iowa (11/28)
FT Made	4	vs. Northern Iowa (11/28)
FT Attempts	7	vs. Northern Iowa (11/28)
FT Percentage	57.1	4-7 vs. Northern Iowa (11/28)
Rebounds	27	vs. Texas Southern (11/25)
Assists	8	vs. Houston Baptist (11/14)
Steals	1	vs. Milwaukee (11/22)
Blocks	0	vs. Milwaukee (11/22)
Turnovers	11	vs. Northern Iowa (11/28)
Fouls	21	vs. Northern Iowa (11/28)

### Opponent — Individual Game Highs

Points	33	David Holston vs. Chicago State (11/17)
FG Made	11	David Holston vs. Chicago State (11/17)
FG Attempts	22	David Holston vs. Chicago State (11/17)
FG Percentage	70.0 (7-10)	Ricky Boyles vs. Texas Southern (11/25)
3FG Made	7	David Holston vs. Chicago State (11/17)
3FG Attempts	13	David Holston vs. Chicago State (11/17)
3FG Percentage	53.8 (7-13)	David Holston vs. Chicago State (11/17)
FT Made	8	Matthew Miller vs. Texas Southern (11/25)
FT Attempts	10	Twicxe
FT Percentage	85.7 (6-7)	Tone Boyle vs. Milwaukee (11/22)
Rebounds	13	Chris Wright vs. Dayton (11/29)
Assists	7	Deonte Roberts vs. Milwaukee (11/22)
Steals	4	DeAndre Hall vs. Texas Southern (11/25)
Blocks	2	Four times
Turnovers	7	Two players

# Marquette Game Notes

Page 19



## MU As an AP Ranked Team

Rk.	Last Time	All Time	Williams
1.	9 Notre Dame 65, MU 59 (2/26/78)	4-1	-
2.	MU 75, Xavier 53 (2/20/78)	57-6	-
3.	Miami (Ohio) 84, MU 81 (3/11/78) *	31-3	-
4.	MU 97, 11 UNLV 81	16-2	-
5.	MU 67, Wichita State 56 (1/2/78)	18-5	-
6.	MU 67, 11 Clemson 49 (12/27/76)	16-6	-
7.	MU 67, 5 N. Carolina 59 (3/28/77) *	19-4	-
8.	North Dakota St. 64, MU 60 (12/2/06)	18-5	-
9.	4 Cincinnati 63, MU 62 (2/20/02)	21-7	-
10.	West Virginia 79, MU 64 (1/6/08)	19-4	-
11.	MU 81, Wisconsin 76 (12/8/07)	17-5	-
12.	MU 77, Savannah St. 37 (12/27/07)	18-4	-
13.	UConn 89, MU 73 (1/18/08)	28-14	-
14.	MU 69, Providence 62 (2/3/07)	9-2	-
15.	Dayton 89, MU 75 (11/29/08)	13-5	4-1
16.	MU 95, Houston Baptist 64 (11/14/08)	18-6	1-0
17.	MU 75, Cincinnati 60 (2/2/08)	19-1	-
18.	Michigan State 61, MU 49 (3/15/07)	13-3	-
19.	MU 77, Morgan St. 57 (12/22/06)	4-3	-
20.	MU 75, 12 Pittsburgh 71 (3/3/07)	13-8	-
21.	Syracuse 87, MU 72 (3/8/08)	8-4	-
22.	MU 101, Milwaukee 51 (3/5/94)	8-3	-
23.	Charlotte 76, MU 68 (1/5/02)	2-3	-
24.	MU 77, 6 Pittsburgh 74 (1/21/07)	11-3	-
25.	10 Stanford 82, MU 81 (OT) (3/22/08)*	10-3	-
<b>Totals</b>		<b>408-110</b>	<b>5-1</b>

## MU Against AP Ranked Teams

Rk.	Last Time	All Time	Williams
1.	9 MU 83, Kentucky 69 (3/29/03) *	1-6	-
2.	MU 94, Connecticut 79 (1/3/06)	2-10	-
3.	Cincinnati 67, MU 48 (1/8/00)	0-9	-
4.	Villanova 72, MU 67 (2/4/06)	5-9	-
5.	Kansas 85, MU 61 (1/28/92)	3-11	-
6.	24 MU 77, Pitt 74 (1/21/07)	6-14	-
7.	MU 74, Cincinnati 72 (3/2/96)	5-6	-
8.	Cincinnati 85 21 MU 84 (3/9/96)	2-9	-
9.	13 MU 73, Duke 62 (11/21/06)	7-8	-
10.	Stanford 82, 25 MU 81 (OT) (3/22/08)*	5-6	-
11.	Georgetown 70, MU 68 (OT) (3/1/08)	7-5	-
12.	20 MU 75, Pittsburgh 71 (3/3/07)	3-7	-
13.	Pittsburgh 89, 18 MU 79 (3/8/07)	3-3	-
14.	25 MU 89, Notre Dame 79 (3/13/08)	6-4	-
15.	Arizona 48, MU 43 (12/18/04)	3-2	-
16.	West Virginia 104, MU 85 (1/14/06)	2-3	-
17.	MU 57, Georgetown 51 (2/16/06)	4-4	-
18.	MU 60, UAB 58 (1/19/94)	3-2	-
19.	MU 80, Wisconsin 65 (12/31/94)	5-3	-
20.	MU 50, Indiana 49 (11/23/01)	4-4	-
21.	MU 81, 21 West Virginia 63 (1/13/07)	4-1	-
22.	MU 72, Pittsburgh 54 (2/15/08)	3-3	-
23.	Georgetown 62, MU 59 (3/9/06)	3-3	-
24.	MU 73, Connecticut 69 (1/10/07)	2-1	-
25.	MU 81, Louisville 80 (3/6/04)	2-1	-
<b>Totals</b>		<b>92-133</b>	<b>-</b>

\* denotes NCAA Tournament game

## Defensive Comparison (averages as of date of game)

	Points	Avg.	Diff.	FG Pct.	Avg.	Diff.
Houston Baptist	64	--	--	39.6	--	--
Chicago State	87	75.5	--	42.5	41.1	--
Milwaukee	80	77.0	+4.5	37.9	40.1	3.2
Texas Southern	68	74.8	-9.0	48.1	41.8	+10.2
vs. Northern Iowa	43	68.4	-31.8	35.3	40.1	-6.5
vs. Dayton	89	71.8	+20.6	52.6	46.2	+12.1
Central Michigan						
Wisconsin						
IPFW						
vs. Tennessee						
Western Carolina						
@ N.C. State						
Presbyterian						
Villanova						
Cincinnati						
@ Rutgers						
West Virginia						
@ Providence						
DePaul						
@ Notre Dame						
Georgetown						
@ DePaul						
@ USF						
@ Villanova						
St. John's						
Seton Hall						
@ Georgetown						
Connecticut						
@ Louisville						
@ Pittsburgh						
Syracuse						

## Specialty Stats by Game (Bold denotes season high; formatted as MU/OPP)

	Paint	Off TO	2nd Ch.	Fast Brk.	Bench
Houston Baptist	48/16	<b>36/10</b>	14/11	23/7	24/20
Chicago State	48/40	25/18	<b>26/16</b>	<b>26/11</b>	<b>31/9</b>
Milwaukee	<b>52/26</b>	19/12	16/13	<b>26/10</b>	9/38
Texas Southern	26/38	<b>29/21</b>	<b>26/10</b>	<b>17/16</b>	23/11
vs. Northern Iowa	18/24	18/4	15/6	8/4	19/10
vs. Dayton	<b>36/44</b>	9/18	15/12	4/4	<b>5/48</b>
Central Michigan					
Wisconsin					
IPFW					
vs. Tennessee					
Western Carolina					
@ N.C. State					
Presbyterian					
Villanova					
Cincinnati					
@ Rutgers					
West Virginia					
@ Providence					
DePaul					
@ Notre Dame					
Georgetown					
@ DePaul					
@ USF					
@ Villanova					
St. John's					
Seton Hall					
@ Georgetown					
Connecticut					
@ Louisville					
@ Pittsburgh					
Syracuse					

When MU is higher	3-0	5-0	5-1	5-0	4-0
When Opp. is higher	2-1	0-1	0-0	0-0	1-1
When teams are tied	0-0	0-0	0-0	0-1	0-0



# 1

# dominic JAMES



Senior • Guard • 5-11 • 185 • Richmond, Ind. • Richmond

**2008-09:** Was one of 50 players named to the John R. Wooden Award watch list and earned Preseason BIG EAST Honorable Mention ... is one of four players with more than 500 career assists at MU ... Matched a career high with six steals and had five assists in season opener vs. Houston Baptist (11/14) ... Recorded eight points, four rebounds, one block and a steal vs. Chicago State (11/17) ... Posted 16 points and eight assists, both season highs, and had a game-high three steals vs. Milwaukee (11/22) ... Matched a season-high with four rebounds and scored 11 points with three steals vs. Texas Southern (11/25) ... Tallied a season-high 19 points in addition to eight assists and seven rebounds vs. Dayton (11/29) ...

### Season & Career Highs

<b>Points</b>	
Season	19, vs. Dayton (11/29/08)
Career	29, at DePaul (1/17/06)
<b>Rebounds</b>	
Season	7, vs. Dayton (11/29/08)
Career	11, at Louisville (3/1/06)
<b>Assists</b>	
Season	8, Twice
Career	12, vs. Pittsburgh (2/15/08)
<b>Steals</b>	
Season	6, vs. Houston Baptist (11/14/08)
Career	6, twice
<b>Blocked Shots</b>	
Season	1, Twice
Career	2, vs. Seton Hall (3/12/08)
<b>Field Goals</b>	
Season	6, vs. Dayton (11/29/08)
Career	11, at DePaul (1/17/06)
<b>Field Goal Attempts</b>	
Season	13, vs. Dayton (11/29/08)
Career	21, at Nebraska (11/30/05)
<b>Free Throws</b>	
Season	5, vs. Dayton (11/29/08)
Career	11, at Valparaiso (11/27/06)
<b>Free Throw Attempts</b>	
Season	11, vs. Dayton (11/29/08)
Career	13, at Valparaiso (11/27/06)
<b>3-Point Field Goals</b>	
Season	2, Four times
Career	5, at Villanova (2/25/08)
<b>3-Point Field Goal Attempts</b>	
Season	6, vs. Dayton (11/29/08)
Career	14, at Nebraska (11/30/05)

### James' Career Stats

Year	GP	GS	Min	Avg	FG-FGA	Pct	3FG-FGA	Pct	FT-FTA	Pct	Off	Def	Tot	Avg	PF	FO	Ast	TO	Blk	Stl	Pts	Avg
2005-06	31	31	1,006	32.5	174-404	43.1	41-136	30.1	84-131	64.1	24	116	140	4.5	74	2	167	87	12	50	473	15.3
2006-07	34	34	1,130	33.2	171-445	38.4	50-184	27.2	114-175	65.1	20	84	104	3.1	72	0	167	89	5	64	506	14.9
2007-08	35	34	1,060	30.3	159-399	39.8	45-145	31.0	89-134	66.4	31	62	93	2.7	76	0	154	75	8	62	452	12.9
2008-09	6	6	168	28.0	23-54	42.6	8-24	33.3	13-28	46.4	4	19	23	3.8	16	0	34	9	2	17	67	11.2
<b>TOTAL</b>	<b>106</b>	<b>105</b>	<b>3,364</b>	<b>31.7</b>	<b>527-1302</b>	<b>40.5</b>	<b>144-489</b>	<b>29.4</b>	<b>300-468</b>	<b>64.1</b>	<b>79</b>	<b>281</b>	<b>360</b>	<b>3.4</b>	<b>238</b>	<b>2</b>	<b>522</b>	<b>260</b>	<b>27</b>	<b>193</b>	<b>1,498</b>	<b>14.1</b>



# 2

# maurice ACKER



Junior • Guard • 5-8 • 165 • Hazel Crest, Ill. • Hillcrest

**2008-09:** Grabbed a career-high five rebounds, including four boards on the defensive end, in season opening win over Houston Baptist (11/14) ... Knocked down a pair of field goals, including a 3-point basket vs. Chicago State (11/17) and finished with seven points and two steals ... Connected on 3-of-4 shots from 3-point range, a personal high as a Golden Eagle and led the MU bench with 10 points vs. Texas Southern (11/25) ...

### Season & Career Highs

<b>Points</b>	
Season	10, vs. Texas Southern (11/25/08)
Career	12, at Villanova (2/25/08)
<b>Rebounds</b>	
Season	5, vs. Houston Baptist (11/14/08)
Career	5, vs. Houston Baptist (11/14/08)
<b>Assists</b>	
Season	3, vs. Northern Iowa (11/28/08)
Career	6, vs. Seton Hall (1/8/08)
<b>Steals</b>	
Season	2, vs. Chicago State (11/17/08)
Career	3, vs. IPFW (12/17/07)
<b>Blocked Shots</b>	
Season	--
Career	1, vs. Seton Hall (1/8/08)
<b>Field Goals</b>	
Season	3, vs. Texas Southern (11/25/08)
Career	4, vs. Notre Dame (3/13/08)
<b>Field Goal Attempts</b>	
Season	6, vs. Northern Iowa (11/28/08)
Career	7, Three times
<b>Free Throws</b>	
Season	2, Twice
Career	4, at Villanova (2/25/08)
<b>Free Throw Attempts</b>	
Season	3, vs. Milwaukee (11/22/08)
Career	6, vs. Sacramento St. (12/15/07)
<b>3-Point Field Goals</b>	
Season	3, vs. Texas Southern (11/25/08)
Career	3, vs. Texas Southern (11/25/08)
<b>3-Point Field Goal Attempts</b>	
Season	5, vs. Texas Southern (11/25/08)
Career	5, vs. Texas Southern (11/25/08)

### Acker's Career Stats

Year	GP	GS	Min	Avg	FG-FGA	Pct	3FG-FGA	Pct	FT-FTA	Pct	Off	Def	Tot	Avg	PF	FO	Ast	TO	Blk	Stl	Pts	Avg
2007-08	35	1	467	13.3	53-120	44.2	26-61	42.6	26-33	78.8	7	27	34	1.0	54	1	62	36	1	28	158	4.5
2008-09	6	0	99	16.5	9-28	32.1	4-13	30.8	6-9	66.7	1	12	13	2.2	13	0	7	3	0	4	28	4.7
<b>TOTAL</b>	<b>41</b>	<b>1</b>	<b>566</b>	<b>13.8</b>	<b>62-148</b>	<b>41.9</b>	<b>30-74</b>	<b>40.5</b>	<b>32-42</b>	<b>76.2</b>	<b>8</b>	<b>39</b>	<b>47</b>	<b>1.1</b>	<b>67</b>	<b>1</b>	<b>69</b>	<b>39</b>	<b>1</b>	<b>32</b>	<b>186</b>	<b>4.5</b>



# 4

# patrick HAZEL



Sophomore • Forward • 6-7 • 220 • Queens, N.Y. • Blair Academy

**2008-09:** Played 22 minutes off the bench in season opener vs. Houston Baptist (11/14) and recorded four rebounds and seven points on 3-of-3 shooting from the field ... Led MU bench with career-high 10 points and five rebounds, in addition to two blocks and a steal vs. Chicago State (11/17) ... Grabbed a career-high six rebounds vs. Milwaukee (11/22) ... Led the MU bench with five rebounds, all on the offensive glass, and scored four points vs. Texas Southern (11/25) ...

### Season & Career Highs

<b>Points</b>	
Season	10, vs. Chicago State (11/17/08)
Career	10, vs. Chicago State (11/17/08)
<b>Rebounds</b>	
Season	6, vs. Milwaukee (11/22/08)
Career	6, vs. Milwaukee (11/22/08)
<b>Assists</b>	
Season	1, vs. Chicago State (11/17/08)
Career	1, Twice
<b>Steals</b>	
Season	1, vs. Chicago State (11/17/08)
Career	1, vs. Chicago State (11/17/08)
<b>Blocked Shots</b>	
Season	2, vs. Chicago State (11/17/08)
Career	2, Twice
<b>Field Goals</b>	
Season	3, Twice
Career	3, Twice
<b>Field Goal Attempts</b>	
Season	4, vs. Texas Southern (11/25/08)
Career	4, vs. Texas Southern (11/25/08)
<b>Free Throws</b>	
Season	4, vs. Chicago State (11/17/08)
Career	4, vs. Chicago State (11/17/08)
<b>Free Throw Attempts</b>	
Season	6, vs. Chicago State (11/17/08)
Career	6, vs. Chicago State (11/17/08)
<b>3-Point Field Goals</b>	
Season	--
Career	--
<b>3-Point Field Goal Attempts</b>	
Season	--
Career	--

### Hazel's Career Stats

Year	GP	GS	Min	Avg	FG-FGA	Pct	3FG-FGA	Pct	FT-FTA	Pct	Off	Def	Tot	Avg	PF	FO	Ast	TO	Blk	Stl	Pts	Avg
2007-08	14	0	48	3.4	3-4	75.0	0-0	00.0	1-2	50.0	0	16	16	1.1	5	0	2	1	5	0	7	0.5
2008-09	6	0	96	16.0	10-13	76.9	0-0	00.0	7-13	53.8	14	7	21	3.5	12	1	1	4	5	1	27	4.5
<b>TOTAL</b>	<b>20</b>	<b>0</b>	<b>144</b>	<b>7.2</b>	<b>13-17</b>	<b>76.5</b>	<b>0-0</b>	<b>00.0</b>	<b>8-15</b>	<b>53.3</b>	<b>14</b>	<b>23</b>	<b>37</b>	<b>1.9</b>	<b>17</b>	<b>1</b>	<b>3</b>	<b>5</b>	<b>10</b>	<b>1</b>	<b>34</b>	<b>1.7</b>



# 10

# DAVID CUBILLAN



Junior • Guard • 6-0 • 175 • Maracaibo, Venezuela • St. Benedict's (N.J.)

**2008-09:** Knocked down a 3-pointer at the 6:15 mark in the first half vs. Houston Baptist (11/14) to give MU a 30-20 lead ... Connected on a pair of 3-point attempts and finished with eight point and two assists in 16 minutes off the bench vs. Chicago State (11/17) ... Netted a pair of 3-pointers and tallied seven points, three rebounds and three assists vs. Northern Iowa (11/28) ...

### Season & Career Highs

#### Points

Season 8, vs. Chicago State (11/17/08)

Career 20, vs. Pittsburgh (3/3/07)

#### Rebounds

Season 3, vs. Northern Iowa (11/28/08)

Career 5, Twice

#### Assists

Season 3, vs. Northern Iowa (11/28/08)

Career 6, vs. UWM (11/30/07)

#### Steals

Season 1, Twice

Career 3, Three times

#### Blocked Shots

Season --

Career 2, vs. Hillsdale (11/10/06)

#### Field Goals

Season 2, Three times

Career 5, Twice

#### Field Goal Attempts

Season 6, vs. Northern Iowa (11/28/08)

Career 9, Three times

#### Free Throws

Season 2, vs. Chicago State (11/17/08)

Career 8, vs. Pittsburgh (3/3/07)

#### Free Throw Attempts

Season 2, Three times

Career 8, vs. Pittsburgh (3/3/07)

#### 3-Point Field Goals

Season 2, Twice

Career 4, Twice

#### 3-Point Field Goal Attempts

Season 5, vs. Northern Iowa (11/28/08)

Career 8, Three times

### Cubillan's Career Stats

Year	GP	GS	Min	Avg	FG-FGA	Pct	3FG-FGA	Pct	FT-FTA	Pct	Off	Def	Tot	Avg	PF	FO	Ast	TO	Blk	Stl	Pts	Avg
2006-07	34	1	721	21.2	55-145	37.9	48-113	42.5	29-38	76.3	11	53	64	1.9	48	0	55	25	3	22	187	5.5
2007-08	34	0	598	17.6	59-158	37.3	39-116	33.6	18-23	78.3	17	27	44	1.3	32	0	55	24	3	23	175	5.1
2008-09	4	0	57	14.3	5-17	29.4	4-12	33.3	2-5	40.0	1	4	5	1.3	7	1	6	6	0	1	16	4.0
<b>TOTAL</b>	<b>72</b>	<b>1</b>	<b>1,376</b>	<b>19.1</b>	<b>119-320</b>	<b>37.2</b>	<b>91-241</b>	<b>37.8</b>	<b>49-66</b>	<b>74.2</b>	<b>29</b>	<b>84</b>	<b>113</b>	<b>1.6</b>	<b>87</b>	<b>1</b>	<b>116</b>	<b>55</b>	<b>6</b>	<b>46</b>	<b>378</b>	<b>5.3</b>



# 12

# dwight BURKE



Senior • Forward • 6-8 • 250 • Brooklyn, N.Y. • St. Benedict's Prep (N.J.)

**2008-09:** Made 18th career start in season opening win over Houston Baptist (11/14) ... Posted four rebounds vs. Milwaukee (11/22) ... Garnered a season-high six rebounds and a blocked shot vs. Northern Iowa (11/28) ...

### Season & Career Highs

#### Points

Season 3, Twice

Career 12, Twice

#### Rebounds

Season 6, vs. Northern Iowa (11/28/08)

Career 10, vs. Pittsburgh (3/14/08)

#### Assists

Season 1, vs. Chicago State (11/17/08)

Career 2, Twice

#### Steals

Season --

Career 3, Twice

#### Blocked Shots

Season 1, vs. Northern Iowa (11/28/08)

Career 2, Four times

#### Field Goals

Season 1, Twice

Career 5, vs. Utah Valley (11/12/07)

#### Field Goal Attempts

Season 1, Three times

Career 6, vs. Utah Valley (11/12/07)

#### Free Throws

Season 2, vs. Dayton (11/29/08)

Career 4, at Wisconsin (12/8/07)

#### Free Throw Attempts

Season 4, Twice

Career 5, Three times

#### 3-Point Field Goals

Season --

Career --

#### 3-Point Field Goal Attempts

Season --

Career --

### Burke's Career Stats

Year	GP	GS	Min	Avg	FG-FGA	Pct	3FG-FGA	Pct	FT-FTA	Pct	Off	Def	Tot	Avg	PF	FO	Ast	TO	Blk	Stl	Pts	Avg
2005-06	20	0	105	5.3	5-12	41.7	0-0	00.0	6-9	66.7	5	10	15	0.8	24	0	1	9	3	1	16	0.8
2006-07	34	0	303	8.9	10-31	32.3	0-0	00.0	8-30	26.7	28	34	62	1.8	51	0	3	16	14	5	28	0.8
2007-08	35	17	412	11.8	32-53	60.7	0-0	00.0	23-46	50.0	46	55	101	2.9	75	1	7	16	14	11	87	2.5
2008-09	6	6	103	17.2	3-5	60.0	0-0	00.0	5-13	38.5	5	14	19	3.2	21	1	1	5	1	0	11	1.8
<b>TOTAL</b>	<b>95</b>	<b>23</b>	<b>923</b>	<b>9.7</b>	<b>50-101</b>	<b>49.5</b>	<b>0-0</b>	<b>00.0</b>	<b>42-98</b>	<b>42.9</b>	<b>84</b>	<b>113</b>	<b>197</b>	<b>2.1</b>	<b>171</b>	<b>2</b>	<b>12</b>	<b>46</b>	<b>32</b>	<b>17</b>	<b>142</b>	<b>1.5</b>





# 22

# Jerrel McNEAL



Senior • Guard • 6-3 • 200 • Chicago, Ill. • Hillcrest

**2008-09:** Was one of 50 players named to the John R. Wooden Award watch list and earned Preseason All-BIG EAST honors ... Tallied 20 points, five assists and four rebounds vs. Houston Baptist (11/14) and attempted a career-high eight three-pointers, while going a perfect 5-of-5 from the free throw line ... Two of his six field goals were from beyond the 3-point line and scored 17 points with six assists vs. Chicago State (11/17) ... Recorded a season-high 22 points and five steals vs. Milwaukee (11/22) ... Matched a career-high with four 3-pointers and finished with 20 points, five assists, four steals and a season-high eight rebounds vs. Texas Southern (11/25) ... Went 3-of-4 from beyond the 3-point arc and had 13 points vs. Northern Iowa (11/28) ... Tallied 16 points and six rebounds vs. Dayton (11/29) ... Named to the Chicago Invitational all-tournament team after averaging 16.5 points and 5.3 rebounds per game, in addition to 17 assists and eight steals in four games ...

### Season & Career Highs

Points	
Season	22, vs. Milwaukee (11/22/08)
Career	30, vs. Stanford (3/22/08)
Rebounds	
Season	8, vs. Texas Southern (11/25/08)
Career	12, Twice
Assists	
Season	6, vs. Chicago State (11/17/08)
Career	10, Twice
Steals	
Season	5, vs. Milwaukee (11/22/08)
Career	7, N. Dakota St. (12/2/06)
Blocked Shots	
Season	1, Twice
Career	3, Three times
Field Goals	
Season	9, vs. Milwaukee (11/22/08)
Career	13, vs. Stanford (3/22/08)
Field Goal Attempts	
Season	23, vs. Dayton (11/29/08)
Career	25, vs. Stanford (3/22/08)
Free Throws	
Season	6, vs. Texas Southern (11/25/08)
Career	9, at Connecticut (1/10/07)
Free Throw Attempts	
Season	6, vs. Texas Southern (11/25/08)
Career	13, at Connecticut (1/10/07)
3-Point Field Goals	
Season	4, vs. Texas Southern (11/25/08)
Career	4, Three times
3-Point Field Goal Attempts	
Season	8, Twice
Career	8, Twice

### McNeal's Career Stats

Year	GP	GS	Min	Avg	FG-FGA	Pct	3FG-FGA	Pct	FT-FTA	Pct	Off	Def	Tot	Avg	PF	FO	Ast	TO	Blk	Stl	Pts	Avg
2005-06	31	31	853	27.5	138-312	44.2	13-46	28.3	54-72	75.0	40	100	140	4.5	77	2	85	117	14	64	343	11.1
2006-07	29	29	876	30.2	154-369	41.7	30-96	31.3	88-129	68.2	50	88	138	4.8	102	6	109	118	16	76	426	14.7
2007-08	35	35	1,056	30.2	198-434	45.6	35-115	30.4	92-131	70.2	56	115	171	4.9	109	4	124	98	15	76	523	14.9
2008-09	6	6	182	30.3	39-91	42.9	12-36	33.3	18-23	78.3	8	21	29	4.8	17	1	24	13	2	14	108	18.0
<b>TOTAL</b>	<b>101</b>	<b>101</b>	<b>2,967</b>	<b>29.4</b>	<b>529-1206</b>	<b>43.9</b>	<b>90-293</b>	<b>30.7</b>	<b>252-355</b>	<b>70.9</b>	<b>154</b>	<b>324</b>	<b>478</b>	<b>4.7</b>	<b>305</b>	<b>13</b>	<b>342</b>	<b>346</b>	<b>47</b>	<b>230</b>	<b>1,400</b>	<b>13.9</b>



# 23 wesley MATTHEWS



Senior • Guard • 6-5 • 215 • Madison, Wis. • Memorial

**2008-09:** Recorded 27 points and a career-high eight assists vs. Houston Baptist (11/14), while shooting 11-of-12 from the free throw line and 7-of-11 from the field and grabbing five rebounds and five steals ... Netted seven field goals for the eighth time in his career and went 10-of-10 from the charity stripe and 2-of-2 from beyond the arc en route to scoring a team-high 26 points and grabbed a career-best nine rebounds vs. Chicago State (11/17) ... Netted a career-high eight field goals on 16 attempts and went 9-of-10 from the foul line to finish with 25 points, including seven rebounds, vs. Milwaukee (11/22) ... Contributed 13 points, six rebounds, three assists and three steals vs. Texas Southern (11/25) ... Tallied 17 points and seven rebounds vs. Northern Iowa (11/28) ... Shot over 58 percent from the field (7-of-12) and 14-of-17 from the foul line to score a career-high and MU individual season-high 28 points vs. Dayton (11/29); also grabbed seven rebounds against the Flyers ... Named to the Chicago Invitational all-tournament team after averaging 21.0 points and 7.3 rebounds in four games played ...

### Season & Career Highs

<b>Points</b>	
Season	28, vs. Dayton (11/29/08)
Career	28, vs. Dayton (11/29/08)
<b>Rebounds</b>	
Season	9, vs. Chicago State (11/17/08)
Career	13, vs. Lewis (12/28/05)
<b>Assists</b>	
Season	8, vs. Houston Baptist (11/14/08)
Career	8, vs. Houston Baptist (11/14/08)
<b>Steals</b>	
Season	5, vs. Houston Baptist (11/14/08)
Career	6, S. Dakota St. (12/3/05)
<b>Blocked Shots</b>	
Season	2, vs. Chicago State (11/17/08)
Career	2, Twice
<b>Field Goals</b>	
Season	8, vs. Milwaukee (11/22/08)
Career	8, vs. Milwaukee (11/22/08)
<b>Field Goal Attempts</b>	
Season	16, vs. Milwaukee (11/22/08)
Career	18, Twice
<b>Free Throws</b>	
Season	14, vs. Dayton (11/29/08)
Career	17, vs. Dayton (11/29/08)
<b>Free Throw Attempts</b>	
Season	17, vs. Dayton (11/29/08)
Career	17, vs. Dayton (11/29/08)
<b>3-Point Field Goals</b>	
Season	2, Three times
Career	4, vs. USF (1/29/08)
<b>3-Point Field Goal Attempts</b>	
Season	4, vs. Northern Iowa (11/28/08)
Career	5, Three times

### Matthews' Career Stats

Year	GP	GS	Min	Avg	FG-FGA	Pct	3FG-FGA	Pct	FT-FTA	Pct	Off	Def	Tot	Avg	PF	FO	Ast	TO	Blk	Stl	Pts	Avg
2005-06	23	13	573	24.9	65-163	39.9	14-32	43.8	63-80	78.8	34	59	93	4.0	51	0	51	52	5	29	207	9.0
2006-07	34	34	1,062	31.2	133-304	43.8	23-80	28.8	141-183	77.0	64	115	179	5.3	84	4	75	84	5	49	430	12.6
2007-08	35	35	1,009	28.8	121-279	43.4	31-67	31.3	132-167	79.0	58	97	155	4.4	76	0	59	57	10	34	395	11.3
2008-09	6	6	187	31.2	37-71	52.1	6-17	35.3	56-65	86.2	15	26	41	6.8	16	0	19	18	4	13	136	22.7
<b>TOTAL</b>	<b>98</b>	<b>88</b>	<b>2,831</b>	<b>28.9</b>	<b>356-817</b>	<b>43.6</b>	<b>74-196</b>	<b>37.8</b>	<b>392-495</b>	<b>79.2</b>	<b>171</b>	<b>297</b>	<b>468</b>	<b>4.8</b>	<b>227</b>	<b>4</b>	<b>204</b>	<b>211</b>	<b>24</b>	<b>125</b>	<b>1,168</b>	<b>11.9</b>



# 32

# lazar HAYWARD



Junior • Forward • 6-6 • 225 • Buffalo, N.Y. • Notre Dame Prep (Mass.)

**2008-09:** Registered a double-double with 19 points and a career-high 12 rebounds vs. Houston Baptist (11/14); was 8-of-12 shooting from the field against the Huskies ... Posted 21 points and finished with nine rebounds vs. Chicago State (11/17) ... Netted a career-high 25 points and pulled down 10 rebounds vs. Milwaukee (11/22) for his seventh career double-double ... Tallied 18 points and nine rebounds vs. Texas Southern (11/25) ... Recorded 15 points and eight rebounds, all on the defensive end, vs. Northern Iowa (11/28) ...

### Season & Career Highs

<b>Points</b>	
Season	25, vs. Milwaukee (11/22/08)
Career	25, vs. Milwaukee (11/22/08)
<b>Rebounds</b>	
Season	12, vs. Houston Baptist (11/14/08)
Career	12, vs. Houston Baptist (11/14/08)
<b>Assists</b>	
Season	2, vs. Houston Baptist (11/14/08)
Career	3, Twice
<b>Steals</b>	
Season	1, Three times
Career	4, Four times
<b>Blocked Shots</b>	
Season	--
Career	2, Twice
<b>Field Goals</b>	
Season	8, Three times
Career	8, Six times
<b>Field Goal Attempts</b>	
Season	15, vs. Chicago State (11/17/08)
Career	16, vs. Seton Hall (2/12/08)
<b>Free Throws</b>	
Season	8, Twice
Career	8, Four times
<b>Free Throw Attempts</b>	
Season	10, Twice
Career	11, vs. Notre Dame (3/13/08)
<b>3-Point Field Goals</b>	
Season	2, vs. Northern Iowa (11/28/08)
Career	3, Five times
<b>3-Point Field Goal Attempts</b>	
Season	5, Twice
Career	6, Twice

### Hayward's Career Stats

Year	GP	GS	Min	Avg	FG-FGA	Pct	3FG-FGA	Pct	FT-FTA	Pct	Off	Def	Tot	Avg	PF	FO	Ast	TO	Blk	Stl	Pts	Avg
2006-07	34	16	553	16.3	83-194	42.8	10-48	20.8	48-72	66.7	61	63	124	3.6	73	1	10	35	3	20	224	6.6
2007-08	35	33	889	25.4	158-333	47.4	41-91	45.1	92-119	77.3	66	162	228	6.5	94	3	21	63	13	39	449	12.8
2008-09	6	6	164	27.3	36-72	50.0	5-19	26.3	26-34	76.5	19	37	56	9.3	17	1	5	15	0	3	103	17.2
<b>TOTAL</b>	<b>75</b>	<b>55</b>	<b>1,606</b>	<b>21.4</b>	<b>277-599</b>	<b>46.2</b>	<b>56-158</b>	<b>35.4</b>	<b>166-225</b>	<b>73.8</b>	<b>146</b>	<b>262</b>	<b>408</b>	<b>5.4</b>	<b>184</b>	<b>5</b>	<b>36</b>	<b>113</b>	<b>16</b>	<b>62</b>	<b>776</b>	<b>10.3</b>



# 33

# jimmy BUTLER



Sophomore • Guard • 6-6 • 215 • Tomball, Texas • Tomball

**2008-09:** Shot 5-of-8 from the field and scored 10 points with four rebounds in his debut with the Golden Eagles vs. Houston Baptist (11/14) ... Recorded six points and shot 4-of-4 from the foul line in addition to four offensive rebounds vs. Texas Southern (11/25) ... Had four offensive rebounds and scored four points with two assists vs. Northern Iowa (11/28) ...

### Season & Career Highs

#### Points

Season 10, vs. Houston Baptist (11/14/08)

Career 10, vs. Houston Baptist (11/14/08)

#### Rebounds

Season 4, Three times

Career 4, Three times

#### Assists

Season 2, vs. Northern Iowa (11/28/08)

Career 2, vs. Northern Iowa (11/28/08)

#### Steals

Season --

Career --

#### Blocked Shots

Season 1, Twice

Career 1, Twice

#### Field Goals

Season 5, vs. Houston Baptist (11/14/08)

Career 5, vs. Houston Baptist (11/14/08)

#### Field Goal Attempts

Season 8, vs. Houston Baptist (11/14/08)

Career 8, vs. Houston Baptist (11/14/08)

#### Free Throws

Season 4, vs. Texas Southern (11/25/08)

Career 4, vs. Texas Southern (11/25/08)

#### Free Throw Attempts

Season 4, vs. Texas Southern (11/25/08)

Career 4, vs. Texas Southern (11/25/08)

#### 3-Point Field Goals

Season --

Career --

#### 3-Point Field Goal Attempts

Season 1, vs. Chicago State (11/17/08)

Career 1, vs. Chicago State (11/17/08)

### Butler's Career Stats


Year	GP	GS	Min	Avg	FG-FGA	Pct	3FG-FGA	Pct	FT-FTA	Pct	Off	Def	Tot	Avg	PF	FO	Ast	TO	Blk	Stl	Pts	Avg
2008-09	6	0	93	15.5	9-16	56.3	0-1	00.0	8-9	88.9	12	4	16	2.7	12	0	5	4	2	0	26	4.3





# 45

# robert FROZENA



Sophomore • Guard • 6-1 • 180 • Sherwood, Wis. • St. Mary Central

**2008-09:** Made eighth career appearance and grabbed one rebound vs. Houston Baptist (11/14) ... Had a career-high two rebounds, both on the offensive end, vs. Texas Southern (11/25) ... Matched a career high with two rebounds in five minutes of action vs. Northern Iowa (11/28) ...

### Season & Career Highs

Points	
Season	--
Career	2, vs. Savannah St. (12/29/07)
Rebounds	
Season	2, Twice
Career	2, Twice
Assists	
Season	--
Career	1, vs. Providence (1/3/08)
Steals	
Season	--
Career	1, vs. Coppin St. (12/21/07)
Blocked Shots	
Season	--
Career	--
Field Goals	
Season	--
Career	--
Field Goal Attempts	
Season	2, vs. Texas Southern (11/25/08)
Career	2., vs. Texas Southern (11/25/08)
Free Throws	
Season	--
Career	2, vs. Savannah St. (12/29/07)
Free Throw Attempts	
Season	--
Career	2, Twice
3-Point Field Goals	
Season	--
Career	--
3-Point Field Goal Attempts	
Season	--
Career	--

### Frozena's Career Stats

Year	GP	GS	Min	Avg	FG-FGA	Pct	3FG-FGA	Pct	FT-FTA	Pct	Off	Def	Tot	Avg	PF	FO	Ast	TO	Blk	Stl	Pts	Avg
2007-08	7	0	9	1.3	0-0	00.0	0-0	00.0	3-4	75.0	0	2	2	0.3	0	0	1	0	0	1	3	0.4
2008-09	4	0	9	2.3	0-3	00.0	0-0	00.0	0-0	00.0	4	2	6	1.5	1	0	0	2	0	0	0	0.0
<b>TOTAL</b>	<b>11</b>	<b>0</b>	<b>18</b>	<b>1.6</b>	<b>0-3</b>	<b>00.0</b>	<b>0-0</b>	<b>00.0</b>	<b>3-4</b>	<b>75.0</b>	<b>4</b>	<b>4</b>	<b>8</b>	<b>0.7</b>	<b>1</b>	<b>0</b>	<b>1</b>	<b>2</b>	<b>0</b>	<b>1</b>	<b>3</b>	<b>0.3</b>



## CAREER GAME-BY-GAME STATISTICS

### # 1 JAMES, Dominic

#### 2008-09 Statistics

	min	fg-a	3fg-a	ft-a	reb	ast	to	bk	st	pf	pts
Houston Baptist	.26	2-5	0-3	1-2	2	5	4	0	6	1	5
Chicago State	.25	3-7	0-1	2-9	4	3	0	1	1	3	8
Milwaukee	.33	5-12	2-5	4-4	3	8	1	1	3	4	16
Texas Southern	.28	4-7	2-4	1-2	4	4	1	0	3	4	11
vs. Northern Iowa	.21	3-10	2-5	0-0	3	6	1	0	2	0	8
vs. Dayton	.35	6-13	2-6	5-11	7	8	2	0	2	4	19
Central Michigan											
Wisconsin											
IPFW											
vs. Tennessee											
Western Carolina											
at N.C. State											
Presbyterian											
Villanova*											
Cincinnati*											
at Rutgers*											
West Virginia*											
at Providence*											
DePaul*											
at Notre Dame*											
Georgetown*											
at DePaul*											
at USF*											
at Villanova*											
St. John's*											
Seton Hall*											
at Georgetown*											
Connecticut*											
at Louisville*											
at Pittsburgh*											
Syracuse*											

#### 2007-08 Statistics

	min	fg-a	3fg-a	ft-a	reb	ast	to	bk	st	pf	pts
IUPUI*	.31	3-7	0-3	6-7	1	3	2	1	4	2	12
Utah Valley*	.31	4-11	2-4	3-4	0	1	0	0	2	2	13
at Chaminade*	.28	4-12	0-4	3-4	0	2	0	0	3	1	11
vs. Okla. St.*	.27	5-11	4-6	4-4	1	5	4	1	2	1	18
vs. Duke*	.27	4-16	0-3	4-6	6	3	2	0	1	4	12
UWM*	.29	10-15	2-5	0-0	4	5	2	0	4	1	22
at Wisconsin*	.34	7-15	1-4	5-8	5	6	3	0	2	3	20
Sacramento St.*	.27	3-11	1-4	1-2	2	4	3	0	1	2	8
IPFW*	.29	7-13	2-2	1-4	3	6	4	0	2	1	17
Coppin St.*	.31	6-10	3-6	3-4	4	8	4	0	3	0	18
Savannah St.*	.28	4-12	1-3	3-5	3	3	2	0	1	1	12
Providence*	.28	6-11	4-6	5-6	3	6	0	0	1	2	21
at WVU*	.35	4-12	2-6	0-0	0	5	0	0	1	3	10
Seton Hall*	.29	4-12	1-5	4-6	5	3	3	1	1	2	13
Notre Dame*	.24	6-15	3-6	1-1	3	7	3	0	4	2	16
at Louisville*	.29	1-5	0-3	1-2	5	1	0	0	1	2	3
at Connecticut*	.29	4-10	0-1	1-3	2	3	1	0	0	4	9
DePaul*	.30	7-11	1-2	4-5	2	3	3	0	1	3	19
USF*	.19	1-7	0-2	1-6	0	4	0	0	1	1	3
at Cincinnati*	.34	2-9	0-5	4-6	4	4	3	0	0	4	8
Louisville	.18	3-9	1-5	1-2	4	0	3	0	0	4	8
at Notre Dame*	.32	10-16	3-6	0-0	1	6	1	1	1	1	23
at Seton Hall*	.32	2-9	1-4	4-7	2	6	2	1	3	4	9
Pittsburgh*	.31	2-11	0-6	0-0	5	12	0	0	0	2	4
at St. John's*	.36	5-16	0-3	9-9	1	4	1	0	0	4	19
Rutgers*	.29	5-9	1-3	2-2	0	6	5	0	0	1	13
at Villanova*	.33	9-13	5-8	2-2	3	4	5	0	6	2	25
Georgetown*	.38	6-11	1-3	2-6	2	1	3	0	2	3	15
Florida Gulf Coast*	.30	4-10	1-5	2-3	2	4	5	0	3	3	11
at Syracuse*	.33	3-12	1-5	0-0	1	5	5	0	3	2	7
vs. Seton Hall*	.34	4-8	1-3	2-6	5	2	2	2	4	2	11
vs. Notre Dame*	.33	4-9	2-4	0-0	6	6	1	0	2	3	10
vs. Pittsburgh*	.35	3-16	0-4	2-2	3	3	0	0	1	1	8
vs. Kentucky*	.29	3-9	1-3	8-10	1	3	0	0	1	3	15
vs. Stanford*	.38	4-16	0-3	1-2	4	10	3	1	1	0	9

### # 2 ACKER, Maurice

#### 2008-09 Statistics

	min	fg-a	3fg-a	ft-a	reb	ast	to	bk	st	pf	pts
Houston Baptist	.16	1-6	0-1	2-2	5	1	0	0	0	3	4
Chicago State	.15	2-5	1-2	2-2	0	0	0	0	0	2	4
Milwaukee	.16	1-5	0-2	1-3	2	1	1	0	0	1	3
Texas Southern	.19	3-5	3-4	1-2	2	2	0	0	1	1	10
vs. Northern Iowa	.19	2-6	0-4	0-0	1	3	0	0	1	0	4
vs. Dayton	.14	0-1	0-0	0-0	3	0	2	0	0	2	0
Central Michigan											
Wisconsin											
IPFW											
vs. Tennessee											
Western Carolina											
at N.C. State											
Presbyterian											
Villanova*											
Cincinnati*											
at Rutgers*											
West Virginia*											
at Providence*											
DePaul*											
at Notre Dame*											
Georgetown*											
at DePaul*											
at USF*											
at Villanova*											
St. John's*											
Seton Hall*											
at Georgetown*											
Connecticut*											
at Louisville*											
at Pittsburgh*											
Syracuse*											

#### 2006-07 Statistics

	min	fg-a	3fg-a	ft-a	reb	ast	to	bk	st	pf	pts
Hillsdale*	.30	3-15	0-1	7-8	1	4	2	0	4	2	13
Idaho St.*	.38	5-14	3-8	4-9	5	3	3	0	4	1	17
Detroit*	.29	8-15	2-5	2-4	2	5	0	0	4	1	20
Eastern Michigan*	.25	6-11	3-6	2-4	2	6	4	0	0	3	17
vs. Texas Tech*	.32	7-15	1-6	1-4	1	1	4	0	0	3	16
vs. Duke*	.34	9-15	2-4	5-6	3	7	1	0	1	0	25
at Valparaiso*	.26	4-12	3-9	11-13	0	3	2	0	1	2	22
Northwestern St.*	.31	7-12	0-3	5-7	5	6	1	0	2	2	19
North Dakota St.*	.27	3-11	1-5	1-2	2	6	3	1	2	2	8
Delaware St.*	.33	5-7	2-2	1-4	1	1	4	1	0	2	13
Wisconsin*	.37	7-19	2-7	3-6	4	1	2	0	2	2	19
UMBC*	.36	8-16	0-6	1-1	2	6	3	0	4	2	17
Oakland*	.31	8-14	1-2	3-5	6	9	6	0	1	2	20
Morgan St.*	.31	2-6	1-2	2-2	0	3	6	0	2	1	7
Savannah St.*	.35	6-11	2-5	8-11	1	6	3	0	2	2	22
at Providence*	.37	3-11	1-8	5-7	2	4	1	0	2	3	12
Syracuse*	.32	3-12	0-7	0-3	4	6	2	1	3	4	6
at Connecticut*	.33	5-18	1-5	6-10	4	4	3	0	3	2	17
West Virginia*	.33	8-17	3-5	2-4	5	6	4	0	5	2	21
at Louisville*	.35	7-16	4-7	0-0	3	5	4	0	1	2	18
at Pittsburgh*	.39	6-14	4-9	7-8	1	5	0	0	0	3	23
Seton Hall*	.36	5-10	1-3	0-4	4	4	1	0	1	2	11
at USF*	.33	5-11	2-6	4-7	3	6	3	0	4	2	16
Providence*	.31	2-11	0-4	2-4	2	3	2	0	0	1	6
Rutgers*	.34	1-7	0-4	4-4	4	7	0	0	1	3	6
at Georgetown*	.34	2-17	0-6	2-2	4	3	2	0	0	1	6
at DePaul*	.38	6-17	1-5	4-7	4	6	3	0	1	3	17
Louisville*	.34	3-6	0-1	3-6	5	3	4	0	2	3	9
Villanova*	.35	5-13	2-7	6-6	3	5	4	1	2	4	18
at Notre Dame*	.36	6-20	1-4	1-3	9	8	1	0	2	4	14
Pittsburgh*	.27	3-10	1-5	1-2	2	10	1	1	1	1	8
vs. St. John's*	.37	2-14	0-9	5-6	5	8	5	0	1	2	9
vs. Pittsburgh*	.35	5-12	2-8	4-4	3	5	2	0	1	3	16
vs. Michigan St.*	.36	6-16	4-10	2-2	2	2	3	0	2	0	18

#### 2005-06 Statistics

	min	fg-a	3fg-a	ft-a	reb	ast	to	bk	st	pf	pts
Rice*	.30	4-12	3-7	5-7	6	9	2	1	1	3	16
Winthrop*	.37	5-13	2-7	3-4	2	7	4	0	2	2	15
vs. E. Washington*	.32	5-11	0-3	4-6	3	3	6	1	2	5	14
vs. Oral Roberts*	.30	4-13	1-6	6-11	3	8	3	0	1	3	15
vs. South Carolina*	.32	3-12	2-7	4-6	2	9	3	0	0	0	12
at Nebraska*	.32	9-21	4-14	0-0	8	3	3	0	1	4	22
South Dakota St.*	.31	7-9	0-0	0-5	5	8	2	0	5	2	14
Valparaiso*	.27	5-10	2-4	0-0	5	4	1	0	0	2	12
at Wisconsin*	.34	4-12	0-3	2-5	8	8	4	1	1	3	10
San Francisco*	.30	0-5	0-4	4-6	1	2	2	1	0	0	4
Oakland*	.29	7-17	2-5	1-3	5	4	7	0	2	2	17
Delaware St.*	.29	5-8	0-2	0-0	1	4	2	1	0	3	10
Lewis*	.30	7-12	3-6	5-7	5	7	1	0	1	1	22
Connecticut*	.31	2-13	1-5	2-2	4	7	1	0	1	3	7
Cincinnati*	.33	6-1									



## CAREER GAME-BY-GAME STATISTICS

### # 4 HAZEL, Patrick

#### 2008-09 Statistics

	min	fg-a	3fg-a	ft-a	reb	ast	to	bk	st	pf	pts
Houston Baptist	.22	3-3	0-0	1-3	4	0	0	1	0	3	7
Chicago State	.22	3-3	0-0	4-6	5	1	3	2	1	2	10
Milwaukee	.19	2-3	0-0	0-0	6	0	0	1	0	1	4
Texas Southern	.15	2-4	0-0	0-2	5	0	1	1	0	1	4
vs. Northern Iowa	.10	1-1	0-0	2-2	2	0	0	0	0	5	4
vs. Dayton	.8	0-0	0-0	0-0	0	0	0	0	0	0	0
Central Michigan											
Wisconsin											
IPFW											
vs. Tennessee											
Western Carolina											
at N.C. State											
Presbyterian											
Villanova*											
Cincinnati*											
at Rutgers*											
West Virginia*											
at Providence*											
DePaul*											
at Notre Dame*											
Georgetown*											
at DePaul*											
at USF*											
at Villanova*											
St. John's*											
Seton Hall*											
at Georgetown*											
Connecticut*											
at Louisville*											
at Pittsburgh*											
Syracuse*											

#### 2007-08 Statistics

	min	fg-a	3fg-a	ft-a	reb	ast	to	bk	st	pf	pts
IUPUI											DNP
Utah Valley											DNP
at Chaminade											DNP
vs. Okla. St.	.4	0-0	0-0	0-0	3	0	0	0	0	0	0
vs. Duke											DNP
UWM	.9	1-1	0-0	0-0	2	0	0	1	0	1	2
at Wisconsin											DNP
Sacramento St.	.3	0-0	0-0	0-0	1	0	0	0	0	0	0
IPFW	.3	1-1	0-0	1-1	1	0	0	0	0	0	3
Coppin St.	.7	0-0	0-0	0-0	2	0	0	2	0	1	0
Savannah St.	.6	0-0	0-0	0-1	1	0	0	0	0	1	0
Providence	.2	1-1	0-0	0-0	0	0	1	0	0	1	2
at WVU											DNP
Seton Hall											DNP
Notre Dame	.3	0-1	0-0	0-0	0	0	0	0	0	0	0
at Louisville											DNP
at Connecticut	.2	0-0	0-0	0-0	0	0	0	0	0	0	0
DePaul											DNP
USF											DNP
at Cincinnati											DNP
Louisville											DNP
at Notre Dame											DNP
at Seton Hall	.3	0-0	0-0	0-0	3	1	0	0	0	1	0
Pittsburgh	.2	0-0	0-0	0-0	1	0	0	0	0	0	0
at St. John's	.1	0-0	0-0	0-0	0	0	0	0	0	0	0
Rutgers	.2	0-0	0-0	0-0	2	1	0	1	0	0	0
at Villanova											DNP
Georgetown											DNP
Florida Gulf Coast	.2	0-0	0-0	0-0	0	0	0	1	0	0	0
at Syracuse											DNP
vs. Seton Hall											DNP
vs. Notre Dame											DNP
vs. Pittsburgh											DNP
vs. Kentucky											DNP
vs. Stanford											DNP

### # 10 CUBILLAN, David

#### 2008-09 Statistics

	min	fg-a	3fg-a	ft-a	reb	ast	to	bk	st	pf	pts
Houston Baptist	.11	1-4	1-3	0-2	0	1	1	0	0	0	3
Chicago State	.16	2-4	2-4	2-2	1	2	2	0	0	1	8
Milwaukee	.14	1-3	0-1	0-1	3	1	1	0	1	5	2
Texas Southern	.16	1-6	1-4	0-0	1	2	2	0	0	1	3
vs. Northern Iowa	.22	2-6	2-5	1-2	3	3	0	0	1	1	7
vs. Dayton	.20	2-3	1-2	0-0	1	1	0	0	0	3	5
Central Michigan											
Wisconsin											
IPFW											
vs. Tennessee											
Western Carolina											
at N.C. State											
Presbyterian											
Villanova*											
Cincinnati*											
at Rutgers*											
West Virginia*											
at Providence*											
DePaul*											
at Notre Dame*											
Georgetown*											
at DePaul*											
at USF*											
at Villanova*											
St. John's*											
Seton Hall*											
at Georgetown*											
Connecticut*											
at Louisville*											
at Pittsburgh*											
Syracuse*											

#### 2006-07 Statistics

	min	fg-a	3fg-a	ft-a	reb	ast	to	bk	st	pf	pts
Hillsdale	.19	2-3	1-2	0-1	2	1	2	0	1	2	5
Idaho St.	.18	0-1	0-1	0-0	2	1	0	1	0	1	0
Detroit	.20	3-5	2-3	2-2	0	2	2	0	0	2	10
Eastern Michigan	.16	3-4	3-4	1-2	1	5	1	0	0	1	10
vs. Texas Tech	.28	4-6	3-5	0-0	5	1	1	0	1	2	11
vs. Duke	.19	1-3	1-3	2-3	1	0	1	0	0	2	5
at Valparaiso	.23	1-3	1-3	1-2	2	1	1	0	1	0	4
Northwestern St.	.22	1-5	1-4	0-0	2	4	1	0	3	2	3
North Dakota St.	.15	3-4	2-3	0-0	1	3	1	0	0	2	8
Delaware St.	.19	1-2	1-1	0-0	0	4	0	0	2	0	3
Wisconsin	.18	1-5	1-2	0-0	2	1	0	0	1	1	3
UMBC	.19	1-5	1-5	0-2	1	2	0	0	1	0	3
Oakland	.25	2-3	2-2	2-2	2	2	3	1	0	2	8
Morgan St.	.15	1-2	0-1	0-0	0	1	0	0	1	0	2
Savannah St.	.10	0-0	0-0	0-0	0	2	0	0	0	2	0
at Providence*	.30	1-7	1-5	0-0	2	1	1	0	2	0	3
Syracuse	.21	2-5	2-5	0-0	1	1	2	0	1	3	6
at Connecticut	.12	0-2	0-0	0-0	1	1	1	0	0	1	0
West Virginia	.24	5-5	4-4	0-0	4	0	1	0	1	1	14
at Louisville	.22	0-2	0-2	0-0	1	0	0	0	2	0	0
at Pittsburgh	.30	0-3	0-2	0-0	4	2	2	0	0	1	0
Seton Hall	.13	0-3	0-1	0-0	1	1	0	0	0	2	0
at USF	.24	3-7	3-6	0-0	3	2	3	0	1	1	9
Providence	.21	2-4	2-3	0-0	3	1	2	0	1	1	6
Rutgers	.23	2-6	2-5	4-4	3	2	0	0	0	1	10
at Georgetown	.26	1-8	1-6	0-0	2	1	0	0	0	1	3
at DePaul	.18	0-1	0-1	0-0	0	1	1	0	1	2	0
Louisville	.13	1-4	1-3	1-2	4	0	0	0	1	0	4
Villanova	.29	2-6	2-6	2-2	1	1	0	0	0	2	8
at Notre Dame	.27	2-6	2-5	4-4	1	2	0	0	2	2	10
Pittsburgh	.26	4-7	4-7	8-8	5	2	0	0	0	2	20
vs. St. John's	.19	1-3	1-1	2-4	2	1	0	0	0	2	5
vs. Pittsburgh	.30	2-7	1-4	0-0	3	3	0	0	0	3	5
vs. Michigan St.	.27	3-8	3-8	0-0	2	3	1	0	1	2	9

#### 2007-08 Statistics

	min	fg-a	3fg-a	ft-a	reb	ast	to	bk	st	pf	pts
IUPUI	.23	3-9	2-8	1-1	1	3	1	0	0	2	9
Utah Valley	.19	4-8	2-6	2-2	1	2	0	0	2	0	12
at Chaminade	.24	3-8	2-6	3-3	1	2	1	0	3	0	11
vs. Okla. St.	.23	4-5	2-2	0-0	2	1	2	0	0	0	10
vs. Duke	.21	2-4	0-0	1	2	0	0	1	2	6	
UWM	.26	5-9	2-6	0-0	4	6	1	0	0	1	12
at Wisconsin	.20	1-5	1-4	0-0	1	2	0	0	0	1	3
Sacramento St.	.23	1-4	0-2	3-5	2	3	1	1	2	1	5
IPFW	.18	4-9	3-8	0-0	3	1	3	0	0	1	11
Coppin St.											DNP
Savannah St.	.14	2-4	1-2	0-0	1	2	1	0	0	0	5
Providence	.22	1-4	0-3	0-0	1	1	0	0	2	1	2
at WVU	.20	2-6	1-4	0-0	2	2	2	0	0	4	5
Seton Hall	.10	1-4	1-4	0-0	0	0	0	0	0	1	3
Notre Dame	.15	4-7	3-5	0-0	2	2	1	0	1	0	11
at Louisville	.14	0-1	0-1	0-1	0	0	0	0	0	3	0
at Connecticut	.16	3-3	2-2	0-0	2	1	1	0	1	1	8
DePaul	.26	3-6	2-4	1-1	3	5	1	1	3	1	9
USF	.21	1-3	1-2	0-0	1	2	2	0	1	2	3
at Cincinnati	.7	0-2	0-0	0-0	0	0	0	0	0	1	0
Louisville	.19	0-3	0-3	0-0	2	2	0	1	0	1	0
at Notre Dame	.20	4-8	3-6	0-0	0	1	0	0	0	2	11
at Seton Hall	.20	2-8	2-4	4-4	1	0	0	0	1	1	10





## CAREER GAME-BY-GAME STATISTICS

### #22 McNEAL, Jerel

#### 2008-09 Statistics

	min	fg-a	3fg-a	ft-a	reb	ast	to	bk	st	pf	pts
Houston Baptist	.32	7-17	1-8	5-5	4	5	2	1	1	1	20
Chicago State	.34	6-12	2-4	3-5	4	6	1	1	1	4	17
Milwaukee	.30	9-18	1-5	3-4	4	2	0	0	5	4	22
Texas Southern	.31	5-12	4-7	6-6	8	5	6	0	4	2	20
vs. Northern Iowa	.22	5-9	3-4	0-0	3	3	1	0	2	1	13
vs. Dayton	.33	7-23	1-8	1-3	6	3	3	0	1	5	16
Central Michigan											
Wisconsin											
IPFW											
vs. Tennessee											
Western Carolina											
at N.C. State											
Presbyterian											
Villanova*											
Cincinnati*											
at Rutgers*											
West Virginia*											
at Providence*											
DePaul*											
at Notre Dame*											
Georgetown*											
at DePaul*											
at USF*											
at Villanova*											
St. John's*											
Seton Hall*											
at Georgetown*											
Connecticut*											
at Louisville*											
at Pittsburgh*											
Syracuse*											

#### 2007-08 Statistics

	min	fg-a	3fg-a	ft-a	reb	ast	to	bk	st	pf	pts
IUPUI*	.33	8-11	1-2	3-4	4	2	4	0	3	2	20
Utah Valley*	.26	3-14	0-1	1-4	9	2	3	1	2	3	7
at Chaminade*	.27	10-14	0-2	2-4	3	0	2	0	2	3	22
vs. Okla. St.*	.24	7-14	1-2	5-8	5	3	0	0	1	3	20
vs. Duke*	.30	4-7	0-2	3-4	3	4	3	0	1	4	11
UWM*	.33	6-12	2-4	2-3	5	10	2	0	3	3	16
at Wisconsin*	.34	7-17	0-2	0-0	5	3	3	0	5	4	14
Sacramento St.*	.30	3-6	1-3	6-8	4	4	5	0	2	3	13
IPFW*	.27	3-7	0-2	1-5	7	2	3	0	2	2	7
Coppin St.*	.26	4-5	3-4	7-8	6	6	3	0	3	3	18
Savannah St.*	.24	3-7	0-2	3-3	5	2	3	0	3	3	9
Providence*	.28	2-5	0-2	0-0	2	9	3	0	3	4	4
at WVU*	.30	4-8	0-2	2-2	3	3	3	0	2	5	10
Seton Hall*	.34	6-17	1-3	1-2	7	5	6	3	2	2	14
Notre Dame*	.29	7-15	2-5	2-2	4	3	1	1	2	1	18
at Louisville*	.33	7-17	0-1	2-3	4	1	7	0	2	3	16
at Connecticut*	.33	3-10	0-3	3-4	0	2	2	0	2	2	9
DePaul*	.29	5-17	1-5	4-4	3	3	2	0	1	4	15
USF*	.25	2-9	0-1	2-3	6	2	3	0	0	5	6
at Cincinnati*	.31	5-11	0-3	3-5	5	7	0	0	2	4	13
Louisville*	.27	4-9	1-3	2-5	4	2	1	0	3	5	11
at Notre Dame*	.36	3-15	2-5	2-4	5	5	2	1	2	4	10
at Seton Hall*	.30	6-12	2-4	0-0	4	3	2	0	0	3	14
Pittsburgh*	.31	8-13	1-4	0-0	6	3	1	1	0	2	17
at St. John's*	.34	8-16	2-6	2-2	7	4	5	1	3	4	20
Rutgers*	.27	7-10	0-0	0-0	7	7	2	3	5	1	14
at Villanova*	.35	5-14	1-5	3-3	3	5	5	0	2	4	14
Georgetown*	.17	5-21	0-3	7-12	8	6	2	0	6	2	17
Florida Gulf Coast*	.23	2-4	0-1	2-3	0	4	3	0	2	5	6
at Syracuse*	.31	7-14	2-3	6-7	6	2	2	1	2	3	22
vs. Seton Hall*	.37	7-15	1-3	6-7	9	4	1	1	1	1	21
vs. Notre Dame*	.27	9-16	4-7	6-8	6	1	2	1	1	4	28
vs. Pittsburgh*	.26	7-12	1-3	2-2	3	1	5	0	3	4	17
vs. Kentucky*	.34	8-15	2-5	2-2	5	2	4	0	2	1	20
vs. Stanford*	.34	13-25	4-12	0-0	8	2	3	1	1	4	30

### #23 MATTHEWS, Wesley

#### 2008-09 Statistics

	min	fg-a	3fg-a	ft-a	reb	ast	to	bk	st	pf	pts
Houston Baptist	.31	7-11	2-3	11-12	5	8	5	0	5	2	27
Chicago State	.32	7-14	2-2	10-10	9	3	2	2	2	4	26
Milwaukee	.34	8-16	0-2	9-10	7	2	1	1	1	2	25
Texas Southern	.26	3-10	0-3	7-10	6	3	4	1	3	4	13
vs. Northern Iowa	.26	5-8	2-4	5-6	7	2	3	0	1	2	17
vs. Dayton	.38	7-12	0-3	14-17	7	1	3	0	1	2	28
Central Michigan											
Wisconsin											
IPFW											
vs. Tennessee											
Western Carolina											
at N.C. State											
Presbyterian											
Villanova*											
Cincinnati*											
at Rutgers*											
West Virginia*											
at Providence*											
DePaul*											
at Notre Dame*											
Georgetown*											
at DePaul*											
at USF*											
at Villanova*											
St. John's*											
Seton Hall*											
at Georgetown*											
Connecticut*											
at Louisville*											
at Pittsburgh*											
Syracuse*											

#### 2006-07 Statistics

	min	fg-a	3fg-a	ft-a	reb	ast	to	bk	st	pf	pts
Hillsdale*	.35	7-22	0-5	5-7	7	4	5	1	3	2	19
Idaho St.*	.32	5-16	1-7	2-4	4	3	5	0	6	4	13
Detroit*	.27	3-8	1-3	0-1	2	7	3	2	3	3	7
Eastern Michigan*	.28	2-9	1-4	4-6	8	3	4	2	3	3	9
vs. Texas Tech*	.22	7-14	2-7	3-3	7	7	4	0	3	4	19
vs. Duke*	.37	7-17	0-2	3-6	6	2	4	0	6	2	17
at Valparaiso*	.27	3-8	1-4	3-4	3	1	3	0	1	4	10
Northwestern St.*	.25	5-15	1-2	2-2	5	2	4	0	3	4	13
North Dakota St.*	.32	8-17	0-3	0-1	1	1	5	0	7	3	16
Delaware St.*	.34	5-11	1-2	5-6	3	4	3	0	4	2	16
Wisconsin*	.32	6-11	0-1	4-6	5	4	4	2	1	5	16
UMBC*	.25	5-11	3-5	2-3	5	2	1	0	0	4	15
Oakland*	.29	6-9	0-0	5-7	5	4	2	0	6	2	17
Morgan St.*	.31	8-15	2-5	7-8	3	7	3	0	4	4	25
Savannah St.*	.27	1-9	0-1	4-4	3	5	6	1	1	3	6
at Providence											DNP
Syracuse*	.29	7-17	2-6	0-4	3	3	7	1	5	5	16
at Connecticut*	.34	5-13	0-2	9-13	7	4	8	0	2	4	19
West Virginia*	.25	4-10	0-0	3-4	9	7	7	0	2	5	11
at Louisville*	.28	4-10	0-2	7-8	2	7	4	0	1	4	15
at Pittsburgh*	.33	3-10	1-3	1-1	3	2	3	0	1	5	8
Seton Hall*	.34	9-15	2-4	2-2	7	10	3	1	4	2	22
at USF*	.28	5-13	1-3	2-5	5	1	4	1	2	4	13
Providence*	.35	8-13	1-3	1-4	12	5	5	1	1	3	18
Rutgers*	.28	4-7	2-4	0-0	5	4	4	2	0	4	10
at Georgetown*	.26	5-13	1-5	0-0	3	1	3	0	1	5	11
at DePaul*	.36	7-18	1-4	1-2	4	2	4	1	3	1	16
Louisville*	.37	6-13	3-4	3-5	1	4	3	1	1	2	18
Villanova*	.32	6-15	1-2	2-2	7	3	3	0	1	5	15
at Notre Dame*	.28	3-10	2-3	8-11	3	0	4	0	1	4	16
Pittsburgh											DNP
vs. St. John's											DNP
vs. Pittsburgh											DNP
vs. Michigan St.											DNP

#### 2005-06 Statistics

	min	fg-a	3fg-a	ft-a	reb	ast	to	bk	st	pf	pts
Rice*	.31	5-7	1-2	3-3	6	1	8	2	2	3	14
Winthrop*	.23	2-4	1-1	1-2	4	2	2	1	2	3	6
vs. E. Washington*	.27	5-6	0-0	5-5	6	4	2	0	3	3	15
vs. Oral Roberts*	.26	3-5	0-0	2-2	2	5	6	1	2	1	8
vs. South Carolina*	.25	2-4	1-1	2-2	4	0	2	0	2	0	7
at Nebraska*	.32	1-5	0-2	5-5	2	2	4	1	2	4	7
South Dakota St.*	.18	3-6	0-0	3-4	0	1	3	0	4	5	9
Valparaiso*	.29	4-10	0-2	4-4	4	4	1	1	2	2	12
at Wisconsin*	.13	3-7	0-0	0-0	2	1	3	0	1	5	6
San Francisco*	.32	6-14	1-3	2-5	1	2	3	0	3	3	15
Oakland*	.27	8-12	1-3	1-1	7	5	2	0	3	2	18
Delaware St.*	.29	4-9	2-2	0-0	6	4	2	0	2	1	10
Lewis*	.26	5-9	1-1	0-0	6	2	5	1	0	0	11
Connecticut*	.35	7-22	1-5	4-6	12	2	4	0	2	3	19
Cincinnati*	.35	7-21	0-3	2-2	4	2	3	0	1	3	16
at Seton Hall*	.37	3-10	1-2	2-2	4	3	6				



## CAREER GAME-BY-GAME STATISTICS

### #23 MATTHEWS, W. (con't)

#### 2006-07 Statistics

	min	fg-a	3fg-a	ft-a	reb	ast	to	bk	st	pf	pts
Hillsdale*	.28	1-5	0-1	4-7	7	2	4	0	0	5	6
Idaho St.*	.36	3-13	0-4	1-4	5	1	1	0	1	1	7
Detroit*	.24	6-9	3-4	0-0	8	1	0	0	1	1	15
Eastern Michigan*	.28	5-8	2-4	3-3	2	3	2	1	2	1	15
vs. Texas Tech*	.33	7-11	1-2	5-8	4	6	5	0	3	1	20
vs. Duke*	.30	2-9	1-2	3-4	4	0	1	0	1	2	8
at Valparaiso*	.31	5-8	1-4	0-0	4	0	4	0	1	2	11
Northwestern St.*	.32	5-11	0-3	4-5	8	5	4	0	2	0	14
North Dakota St.*	.34	3-11	0-3	3-4	9	3	3	0	3	1	9
Delaware St.*	.30	5-11	2-4	3-5	4	5	1	0	3	1	15
Wisconsin*	.34	3-11	0-3	3-3	4	1	3	0	3	5	9
UMBC*	.28	2-4	0-1	0-2	4	1	1	0	0	0	4
Oakland*	.35	4-7	0-1	2-4	4	2	2	0	1	3	10
Morgan St.*	.24	3-6	0-2	2-2	6	6	0	0	0	3	8
Savannah St.*	.29	7-8	2-2	6-10	9	0	2	2	0	2	22
at Providence*	.24	6-18	1-4	1-2	5	1	2	0	2	4	14
Syracuse*	.34	6-18	0-3	2-3	8	5	5	1	1	4	14
at Connecticut*	.34	3-5	0-0	4-6	8	2	5	0	2	2	10
West Virginia*	.36	5-6	0-1	3-5	1	3	1	0	2	3	13
at Louisville*	.36	5-6	3-4	4-6	5	1	1	0	1	2	17
at Pittsburgh*	.33	2-5	0-1	10-11	3	1	0	0	3	4	14
Seton Hall*	.38	6-13	0-0	10-12	5	2	4	0	4	2	22
at USF*	.35	2-11	0-1	8-8	6	2	0	0	1	0	12
Providence*	.30	1-6	0-2	10-10	2	1	5	0	0	4	12
Rutgers*	.31	4-8	0-1	2-4	6	1	2	0	0	5	10
at Georgetown*	.19	1-3	0-1	0-0	2	1	2	0	0	5	11
at DePaul*	.28	3-9	1-3	5-6	9	2	5	0	1	4	12
Louisville*	.33	2-7	0-3	4-5	5	2	2	0	3	2	8
Villanova*	.27	2-5	0-1	12-12	7	2	3	0	3	1	16
at Notre Dame*	.22	7-8	1-2	2-3	4	1	1	0	0	5	17
Pittsburgh	.36	7-15	1-3	5-7	3	4	3	0	3	2	20
vs. St. John's	.34	2-9	2-4	9-10	5	4	0	0	0	3	15
vs. Pittsburgh	.35	6-11	1-2	6-6	7	3	4	0	1	3	19
vs. Michigan St.	.31	2-9	1-4	5-6	6	1	6	1	1	6	10

#### 2005-06 Statistics

	min	fg-a	3fg-a	ft-a	reb	ast	to	bk	st	pf	pts
Rice*	.15	3-4	0-0	1-1	1	1	4	0	0	1	7
Winthrop*	.29	4-7	1-3	2-2	3	2	3	0	1	3	11
vs. E. Washington*	.17	2-5	0-0	8-10	5	0	1	0	2	4	12
vs. Oral Roberts*	.20	1-7	0-0	0-0	3	1	1	0	0	3	2
vs. South Carolina*	.30	3-9	1-2	2-2	6	5	1	0	1	0	9
at Nebraska*	.29	4-10	1-1	9-11	7	4	4	1	2	4	18
South Dakota St.*	.25	3-7	1-1	3-6	3	4	4	1	6	1	10
Valparaiso*	.32	2-10	0-2	0-0	2	6	3	0	4	2	4
at Wisconsin*	.32	2-12	1-3	4-4	3	0	0	0	1	4	9
San Francisco*	.27	1-7	0-0	5-6	7	3	2	1	2	1	7
Oakland*	.29	7-12	3-4	4-5	5	2	2	1	1	2	21
Delaware St.*	.28	3-4	2-2	4-4	3	2	5	0	3	1	12
Lewis*	.30	1-9	0-3	0-0	13	5	2	0	1	3	2
Connecticut											DNP
Cincinnati											DNP
at Seton Hall											DNP
at West Virginia											DNP
at DePaul											DNP
Notre Dame											DNP
DePaul											DNP
at Pittsburgh											DNP
St. John's	.17	0-3	0-0	0-0	3	4	0	0	0	1	0
at Villanova	.9	2-2	0-0	0-0	0	1	4	0	0	1	4
at Rutgers	.26	3-7	0-1	3-4	4	1	0	0	0	3	9
Georgetown	.21	1-3	0-1	0-0	4	1	3	0	0	2	2
Pittsburgh	.26	5-8	1-2	2-2	4	3	3	0	0	1	13
at Notre Dame	.24	0-4	0-0	3-4	1	2	3	1	1	1	3
at Louisville	.32	3-10	1-3	3-4	4	0	0	0	1	3	10
Providence	.27	7-8	2-2	2-3	0	6	1	0	0	3	11
vs. Georgetown	.24	4-7	0-1	6-7	6	1	1	0	1	2	14
vs. Alabama	.24	4-8	0-1	2-5	3	2	2	0	0	2	10

### #32 HAYWARD, Lazar

#### 2008-09 Statistics

	min	fg-a	3fg-a	ft-a	reb	ast	to	bk	st	pf	pts
Houston Baptist	.24	8-12	1-2	2-2	12	2	1	0	1	3	19
Chicago State	.28	8-15	1-5	4-5	9	1	3	0	0	4	21
Milwaukee	.30	8-14	1-3	8-10	10	1	1	0	1	1	25
Texas Southern	.30	5-13	0-1	8-10	9	0	4	0	0	2	18
vs. Northern Iowa	.28	5-11	2-5	3-6	8	1	3	0	1	2	15
vs. Dayton	.24	2-7	0-1	1-1	8	0	3	0	0	5	5
Central Michigan											
Wisconsin											
IPFW											
vs. Tennessee											
Western Carolina											
at N.C. State											
Presbyterian											
Villanova*											
Cincinnati*											
at Rutgers*											
West Virginia*											
at Providence*											
DePaul*											
at Notre Dame*											
Georgetown*											
at DePaul*											
at Villanova*											
St. John's*											
Seton Hall*											
at Georgetown*											
Connecticut*											
at Louisville*											
at Pittsburgh*											
Syracuse*											

#### 2006-07 Statistics

	min	fg-a	3fg-a	ft-a	reb	ast	to	bk	st	pf	pts	
Hillsdale	.16	3-5	0-0	0-0	5	0	0	0	0	1	2	6
Idaho St.	.7	1-3	0-0	0-0	0	0	0	0	0	0	2	2
Detroit	.17	5-8	2-4	2-2	3	0	1	0	4	1	14	
Eastern Michigan	.14	5-12	2-4	1-2	8	1	1	2	1	0	13	
vs. Texas Tech	.18	1-6	0-4	1-2	6	0	3	0	1	3	3	
vs. Duke	.10	1-2	0-1	0-0	2	0	1	0	0	1	2	
at Valparaiso	.15	4-7	0-1	0-1	1	0	1	0	0	3	8	
Northwestern St.	.11	2-3	0-1	0-0	1	0	0	0	0	3	4	
North Dakota St.	.18	2-8	0-2	2-2	4	0	1	0	0	2	6	
Delaware St.	.12	0-1	0-0	0-0	2	0	2	0	0	3	0	
Wisconsin	.21	5-12	0-4	0-0	8	0	1	0	1	2	10	
UMBC	.16	6-11	0-1	1-4	7	0	3	1	1	2	13	
Oakland	.14	2-4	0-0	2-4	2	0	0	0	0	3	6	
Morgan St.	.20	3-7	0-1	2-2	6	0	1	0	1	1	8	
Savannah St.	.13	0-2	0-1	2-4	3	1	1	0	1	1	2	
at Providence	.21	2-9	0-1	8-8	5	0	1	0	1	2	12	
Syracuse*	.18	2-3	0-0	3-4	5	0	1	0	1	1	7	
at Connecticut*	.13	1-5	0-1	0-0	2	0	1	0	2	3	2	
West Virginia*	.13	1-1	1-1	1-2	0	0	0	0	0	0	4	
at Louisville	.8	1-1	0-0	0-0	1	0	0	0	0	1	2	
at Pittsburgh*	.9	2-5	0-1	0-0	1	0	3	0	1	3	4	
Seton Hall*	.16	3-4	0-1	1-4	3	0	0	0	0	3	7	
at USF*	.13	0-3	0-1	1-2	2	0	1	0	1	2	1	
Providence*	.13	2-5	0-0	1-2	5	1	1	0	2	3	5	
Rutgers	.10	2-3	1-2	0-0	3	0	0	0	0	0	5	
at Georgetown*	.17	4-7	1-1	5-5	4	0	0	0	0	1	14	
at DePaul*	.19	2-4	0-0	0-2	8	0	1	0	0	4	4	
Louisville*	.16	1-3	0-0	2-2	3	3	2	0	0	2	4	
Villanova*	.28	5-7	2-3	6-8	4	0	1	0	0	5	18	
at Notre Dame	.20	1-5	0-3	0-0	3	1	1	0	0	4	2	
Pittsburgh	.28	3-10	0-2	1-2	6	1	1	0	1	4	7	
vs. St. John's	.26	5-13	1-4	3-5	7	1	2	0	0	1	14	
vs. Pittsburgh	.15	4-10	0-2	3-3	2	1	1	0	0	4	11	
vs. Michigan St.	.25	2-5	0-1	0-0	4	0	2	0	0	3	4	

#### 2007-08 Statistics

	min	fg-a	3fg-a	ft-a	reb	ast	to	bk	st	pf	pts	
IUPUI	.16	4-5	0-1	3-3	4	1	0	0	0	2	11	
Utah Valley	.24	5-7	0-1	1-2	5	1	1	0	1	0	0	11
at Chaminade*	.33	6-11	0-1	3-4	8	1	1	1	1	2	15	
vs. Okla. St.*	.30	2-8	0-1	3-3	4	1	4	1	4	2	7	
vs. Duke*	.20	5-7	1-1	3-4	3	0	2	0	0	4	14	
UWM*	.29	8-13	2-3	1-2	11	0	1	0	1	1	3	19
at Wisconsin*	.22	4-7	0-1	3-4	6	0	0	0	1	4	11	
Sacramento St.*	.26	5-7	1-2	1-2	7	1	2	0	1	0	12	
IPFW*	.27	5-8	0-1	4-6	8	2	1	1	0	2	14	
Coppin St.*	.30	7-10	1-2	2-2	5	0	0	1	1	3	17	
Savannah St.*												



**THE STAT CREW SYSTEM**  
**Marquette Combined Team Statistics (as of Nov 29, 2008)**  
**All games**

<b>RECORD:</b>	<b>OVERALL</b>	<b>HOME</b>	<b>AWAY</b>	<b>NEUTRAL</b>
ALL GAMES	5-1	4-0	0-0	1-1
CONFERENCE	0-0	0-0	0-0	0-0
NON-CONFERENCE	5-1	4-0	0-0	1-1

#	Player	gp-gs	min	avg	Total		3-Point		F-Throw		Rebounds				pf	dq	a	to	blk	stl	pts	avg
					fg-fga	pct	3fg-fga	pct	ft-fta	pct	off	def	tot	avg								
23	MATTHEWS, Wesley	6-6	187	31.2	37-71	.521	6-17	.353	56-65	.862	15	26	41	6.8	16	0	19	18	4	13	136	22.7
22	MCNEAL, Jerel	6-6	182	30.3	39-91	.429	12-36	.333	18-23	.783	8	21	29	4.8	17	1	24	13	2	14	108	18.0
32	HAYWARD, Lazar	6-6	164	27.3	36-72	.500	5-19	.263	26-34	.765	19	37	56	9.3	17	1	5	15	0	3	103	17.2
01	JAMES, Dominic	6-6	168	28.0	23-54	.426	8-24	.333	13-28	.464	4	19	23	3.8	16	0	34	9	2	17	67	11.2
02	ACKER, Maurice	6-0	99	16.5	9-28	.321	4-13	.308	6-9	.667	1	12	13	2.2	13	0	7	3	0	4	28	4.7
10	CUBILLAN, David	6-0	99	16.5	9-26	.346	7-19	.368	3-7	.429	1	8	9	1.5	11	1	10	6	0	2	28	4.7
04	HAZEL, Patrick	6-0	96	16.0	10-13	.769	0-0	.000	7-13	.538	14	7	21	3.5	12	1	1	4	5	1	27	4.5
33	BUTLER, Jimmy	6-0	93	15.5	9-16	.563	0-1	.000	8-9	.889	12	4	16	2.7	12	0	5	4	2	0	26	4.3
12	BURKE, Dwight	6-6	103	17.2	3-5	.600	0-0	.000	5-13	.385	5	14	19	3.2	21	1	1	5	1	0	11	1.8
45	FROZENA, Robert	4-0	9	2.3	0-3	.000	0-0	.000	0-0	.000	4	2	6	1.5	1	0	0	2	0	0	0	0.0
Team											8	11	19									
Total.....		6	1200		175-379	.462	42-129	.326	142-201	.706	91	161	252	42.0	136	5	106	79	16	54	534	89.0
Opponents.....		6	1200		150-352	.426	35-109	.321	96-144	.667	63	139	202	33.7	158	7	68	101	14	39	431	71.8

<b>TEAM STATISTICS</b>	<b>MU</b>	<b>OPP</b>	<b>Date</b>	<b>Opponent</b>	<b>Score</b>	<b>Att.</b>
SCORING	534	431	11/14/08	HOUSTON BAPTIST	w 95-64	13668
Points per game	89.0	71.8	11/17/08	CHICAGO STATE	w 106-87	12966
Scoring margin	+17.2	-	11/22/08	MILWAUKEE	w 100-80	15168
FIELD GOALS-ATT	175-379	150-352	11/25/08	TEXAS SOUTHERN	w 85-68	12993
Field goal pct	.462	.426	11/28/08	vs Northern Iowa Panthers	w 74-43	3087
3 POINT FG-ATT	42-129	35-109	11/29/08	vs Dayton Flyers	L 75-89	4780
3-point FG pct	.326	.321	* - Conference game			
3-pt FG made per game	7.0	5.8				
FREE THROWS-ATT	142-201	96-144				
Free throw pct	.706	.667				
F-Throws made per game	23.7	16.0				
REBOUNDS	252	202				
Rebounds per game	42.0	33.7				
Rebounding margin	+8.3	-				
ASSISTS	106	68				
Assists per game	17.7	11.3				
TURNOVERS	79	101				
Turnovers per game	13.2	16.8				
Turnover margin	+3.7	-				
Assist/turnover ratio	1.3	0.7				
STEALS	54	39				
Steals per game	9.0	6.5				
BLOCKS	16	14				
Blocks per game	2.7	2.3				
ATTENDANCE	54795	7867				
Home games-Avg/Game	4-13699	0-0				
Neutral site-Avg/Game	-	2-3934				

<b>Score by Periods</b>	<b>1st</b>	<b>2nd</b>	<b>Totals</b>
Marquette	246	289	535
Opponents	186	245	431