

LAZAR
HAYWARD

DAVID
CUBILLAN

MAURICE
ACKER





2009-10 Game Notes

Marquette Golden Eagles
(20-10)

vs.

Connecticut/St. John's
(17-14/16-14)

The Marquette University men's basketball team opens postseason play on Wednesday afternoon at 1 p.m. CT when the squad begins play in the 2010 BIG EAST Men's Basketball Championship, presented by New York Life. The Golden Eagles will face the No. 12 UConn/No. 13 St. John's winner in Madison Square Garden, with the winner of Wednesday's contest advancing to face No. 4 seed Villanova in the quarterfinals. ESPN will feature Marquette's 11th national broadcast of the campaign, with Dave Pasch (play-by-play), Fran Fraschilla (analyst) and Doris Burke (analyst) calling the action.



Tournament Schedule Familiar For MU

Marquette has earned the fifth seed in the league tournament for the second-straight season and has never been seeded lower than sixth during its five-year affiliation with the league.

In 2009, MU defeated St. John's in the second round, a possibility Wednesday as well, before falling to No. 4 seed Villanova (potential quarterfinal opponent this season) in the closing seconds.

Marquette is 4-4 all-time in BIG EAST tourney action and owns an overall record of 16-19 in conference events. MU's lone postseason title came in the 1997 Conference USA Championship.

DATE: March 10, 2010

TIP-OFF: 1 p.m. CT

LOCATION: Madison Square Garden (19,786) - New York, NY

TELEVISION: ESPN will feature Marquette's 11th national television broadcast of the 2009-10 campaign. Dave Pasch (play-by-play), Fran Fraschilla (analyst) and Doris Burke (analyst) will call the action. Beth Mowins will handle the sideline reporting duties.

RADIO: ESPN Radio 540 AM is the flagship station for the Marquette Radio Network. Steve "The Homer" True (play-by-play) and Jim McIlvaine (analyst) will call the action.

MU'S LAST TIME OUT: The Golden Eagles dropped a tough 63-60 overtime decision to Notre Dame at home on Senior Day. Forward Lazar Hayward led the way with 18 points and junior Jimmy Butler chipped in 16 points and eight rebounds. A 3-pointer by UND's Carleton Scott in the final second of regulation play forced the extra session.

UConn/STJ'S LAST TIME OUT: No. 12 seed Connecticut and No. 13 seed St. John's will face off Tuesday afternoon in the tourney's opening round. The Red Storm hasn't defeated the Huskies since 2002.

SERIES HISTORY: MU leads UConn 3-2. MU leads STJ 12-5.

LAST MEETING: MU 70, UConn 68 (1/30/10) - MU 63, STJ 61 (2/24/10)

MU CONTACT INFO: Scott Kuykendall handles all of the media relations duties for the Marquette men's basketball program and can be reached at 414.288.4794 [w]/414.807.3490 [c] or scott.kuykendall@marquette.edu.

WEB SITE: GoMarquette.com

MU SCOREBOARD

DATE	OPPONENT	RESULT/TIME
Nov. 13	Centenary	W, 85-62
Nov. 17	Maryland Eastern Shore	W, 86-60
Nov. 21	Grambling	W, 87-41
Nov. 24	South Dakota	W, 93-68
Old Spice Classic		
Nov. 26	vs. Xavier	W, 71-61
Nov. 27	vs. 15/15 Michigan	W, 79-65
Nov. 29	vs. Florida St.	L, 57-56
Dec. 5	NC St.	L, 77-73
Dec. 8	Milwaukee	W, 71-51
Dec. 12	at 20/23 Wisconsin	L, 72-63
Dec. 19	North Florida	W, 78-51
Dec. 27	Presbyterian	W, 102-62
Dec. 29	at 6/6 West Virginia	L, 63-62
Jan. 2	8/8 Villanova	L, 74-72
Jan. 6	12/12 Georgetown	W, 62-59
Jan. 9	at 6/6 Villanova	L, 78-76
Jan. 17	Providence *	W, 93-63
Jan. 20	at DePaul *	L, 51-50
Jan. 23	at 5/5 Syracuse *	L, 76-71
Jan. 26	Rutgers *	W, 82-59
Jan. 30	at 19/19 UConn	W, 70-68
Feb. 3	DePaul *	W, 80-69
Feb. 6	at Providence *	W, 82-79
Feb. 13	USF *	W, 63-52
Feb. 18	19/21 Pittsburgh *	L, 58-51
Feb. 21	at Cincinnati *	W, 79-76 OT
Feb. 24	at St. John's *	W, 63-61 OT
Feb. 28	at Seton Hall *	W, 84-83 OT
Mar. 2	Louisville *	W, 69-48
Mar. 6	Notre Dame *	L, 63-60 OT
Mar. 10	vs. UConn/St. John's	1 p.m.

* - indicates BIG EAST Conference game
All game times CT subject to change.

in front of the

"They'll be excited to play. They're disappointed we got beat. It sounds like a broken record in our locker room -- kind of like our post-game press conferences. We get beat and I say, 'Well, we weren't us,' and when we win I say, 'Well, we were us.'"

-- Buzz Williams on the BIG EAST Championship





MEDIA SERVICES

ASSOC. AD/MBB SID: . Scott Kuykendall
Email: . . . scott.kuykendall@marquette.edu
Work Phone: 414-288-4794
Cell Phone: 414-807-3490
DIR. of MEDIA RELATIONS: Luke LeNoble
Email: lucas.lenoble@marquette.edu
Work Phone: 414-288-6980
Cell Phone: 414-313-2238
Website: GoMarquette.com
Fax: 414-288-6519

CREDENTIALS

Credential requests are now available online by visiting <http://www.sportssystem.com/Marquette/>.

Requests will be confirmed or denied via email and may be picked up at the Al McGuire Center or at the arena control entrance of the Bradley Center on game day (beginning two hours before tip).

Please contact Scott Kuykendall with any questions.

PARKING

Parking is **NOT** available to home and visiting members of the media. There are several parking structures available within walking distance of the Bradley Center.

INTERVIEW POLICY

Please contact Scott Kuykendall to arrange an interview with Marquette head coach Buzz Williams, a member of the coaching staff or a player.

MU players will not disclose their home phone numbers or their cellular phone numbers so please do not request that information. Players have been asked to politely decline interviews that have not been cleared with the MU Media Relations Office. All telephone interviews will take place from either the Media Relations Office or the Men's Basketball Office. Player interviews will not be conducted on gamedays until standard post-game procedures occur.

Marquette practices are generally closed to the media. Please contact Kuykendall if you wish to attend practice. MU practices are scheduled from 3 p.m. to 6 p.m. on weekdays but are subject to change, so please contact Kuykendall in advance.

Hayward, Butler Collect All-League Accolades

Senior forward Lazar Hayward and junior forward Jimmy Butler have earned BIG EAST Conference accolades for their respective efforts in 2009-10, the league office announced Sunday afternoon.

Hayward, a Preseason All-BIG EAST First Team selection this year, earned a spot on the All-BIG EAST Second Team roster. The Buffalo, N.Y., native currently ranks among the league leaders in a total of five categories and is contributing 18.0 points (6th) and 7.8 rebounds (7th) per game. He was named to the second team in 2007-08 as a sophomore.

Butler was tabbed to the All-BIG EAST Honorable Mention Team after enjoying a breakthrough campaign this season. He is chipping in 15.2 points (19th) and 6.5 rebounds (19th) per outing and is ranked among the league leaders in four categories.

Now in its 21st season of conference affiliation, Marquette has had at least one player garner all-conference accolades every year. MU has featured two-or-more honorees in each of the team's five campaigns in the BIG EAST.

Wednesday's Opponent Will Keep Close Eye On Butler

While the Golden Eagles must wait to find out if they will face UConn or St. John's in the second round of the league tourney, one thing the team can be certain of is that both squads remember junior Jimmy Butler.

The Tomball, Texas, native knocked down a game-winning baseline jumper with 2.8 seconds left in regulation at UConn on Jan. 30. Butler's hoop was the deciding bucket in a 70-68 Marquette victory.

Feb. 24 at St. John's, Butler's shot from nearly the same spot hit nothing but net as time expired in Marquette's 63-61 overtime victory on the road. That game was the second of three-straight extra-session outings for the team.

Senior Day Ends Again With Overtime Setback

A promising start to the Senior Day festivities resulted in heartbreak for the Golden Eagles for the second-straight year.

In each of the last two years, MU has suffered an overtime league loss in the final regular-season contest at the Bradley Center. A 3-pointer by Notre Dame's Carleton Scott in the final second of regulation proved to be the key basket in a 63-60 Fighting Irish victory on Saturday.

In 2009, No. 25 Syracuse rallied for an 86-79 decision in the final home game for Dwight Burke, Dominic James, Wesley Matthews and Jerel McNeal.

Marquette is now 4-4 all-time in BIG EAST outings not decided in regulation, with three of those wins coming in 2009-10. MU also downed Pittsburgh 77-74 in 2006-07.

MU Continues To Work OT As Regular Season Concludes

With a regular-season schedule featuring 13 games decided by four-or-less points, Marquette has now played in four overtime games in four of its last five outings after falling to Notre Dame 63-60 Saturday afternoon at the Bradley Center.

MU played in a BIG EAST record three-straight overtime games in the span of a week (Feb. 21-28), one short of the NCAA mark set by Jacksonville (1982), Illinois St. (1985) and Dayton (1988). Previous to Feb. 28, league teams had played in back-to-back extra-session outings on 15 occasions, most recently Georgetown in 2008-09.

In 2007-08, Lafayette played in an NCAA record five overtime games on the road and a total of seven for the season. The Leopards did post three-straight OT wins (at Princeton, at Colgate, at Navy) on the road, but did have a home game during that stretch.

Marquette is now 48-50 in program history in overtime matchups and hadn't played four 40-plus minute games in a year since 1994-95.

MU's first extra-session outing came during the 1923-24 campaign when the team dropped a tough 19-18 decision to Franklin in double overtime.



INJURY REPORT

Player (Injury)	Status
Chris Otule (foot)	Out
Youssoupha Mbao (knee)	Out

LED MARQUETTE IN ...

SCORING:		
..... Hayward	15	
..... Butler	10	
..... Johnson-Odom	5	
..... Cubillan	1	
..... Acker	1	

REBOUNDING:		
..... Hayward	16	
..... Butler	11	
..... Buycks	3	
..... Johnson-Odom	3	
..... Fulce	1	

ASSISTS:		
..... Acker	15	
..... Cubillan	9	
..... Buycks	5	
..... Butler	4	
..... Johnson-Odom	3	
..... Hayward	1	

STEALS:		
..... Hayward	10	
..... Buycks	9	
..... Butler	6	
..... Cubillan	5	
..... Acker	4	
..... Fulce	4	
..... Johnson-Odom	3	
..... Acker	1	

CAREER GAMES PLAYED

	Career Games	Career Starts	Consec. Games	Consec. Starts
Acker	98	25	37	14
Butler	65	30	65	30
Buycks	28	11	1	--
Cadougan	8	--	5	--
Cubillan	129	31	37	30
Frozena	26	--	--	--
Fulce	41	13	30	--
Hayward	134	114	134	98
Johnson-Odom	30	18	30	11
Mbao	10	--	--	--
Otule	12	1	--	--
Williams	17	--	--	--

PROBABLE STARTERS

Marquette

NAME	POS.	PPG.	RPG.	APG.	FG%	FT%
David Cubillan	G	6.2	1.7	2.8	.439	.750
Maurice Acker	G	8.4	1.9	3.7	.430	.776
Darius Johnson-Odom	G	12.9	2.7	2.2	.458	.650
Lazar Hayward	F	18.0	7.8	1.5	.426	.835
Jimmy Butler	F	15.2	6.5	2.1	.538	.773

Golden Eagles Claim 10th BIG EAST Win, Again

MU claimed the team's 10th league victory of 2009-10 with an 84-83 decision over Seton Hall on Feb. 28, reaching the 10-win mark for the fifth-straight year.

Of the 16 teams in the BIG EAST since 2005-06, only MU and Pittsburgh have captured at least 10 victories in each of the the last five campaigns.

Marquette finished with 12 league victories in 2008-09, which marked the highest total since the program joined the BIG EAST.

Victory Over Louisville Provides Rare Result

Despite senior Lazar Hayward and junior Jimmy Butler failing to both reach double figures in points against Louisville, the Golden Eagles were still able to collect a 21-point victory over the Cardinals.

The margin of victory (69-48) marked the largest ever in the 63-game series between the longtime rivals, which dates back to 1951. MU has defeated UofL by 10-or-more points on just five occasions. The previous high margin of 16 points came in a 71-55 victory on Feb. 10, 1979.

Hayward and Butler each collected eight points on the night, marking the first time both failed to score at least 10 points since a 57-56 setback at USF last season.

Value Of Every Possession Clear In Team Results

Head coach Buzz Williams stresses the importance of every possession in a game and the team's results in 2009-10 do nothing but validate that focus.

Of the team's 30 games, 13 (43.3 percent) have been decided by four-or-fewer points, including four overtime contests. MU's margin of defeat tops out at nine points (L, 62-53 @ Wisconsin) and on 12 occasions the final score has been separated by just a single possession. Eleven of those games have come in BIG EAST Conference play.

Through games of March 6, only George Mason (14 games) has played in games decided by four-or-less points on more occasions than Marquette (13 - William & Mary and Austin Peay).

Marquette is one of just seven teams (Kansas, Kentucky, Purdue, Baylor, Dayton, Northern Iowa) in the nation to have not suffered a double-digit setback this year.

Johnson-Odom, Fulce Provide Much-Needed Offense

With Lazar Hayward and Jimmy Butler struggling offensively against Louisville, sophomore Darius Johnson-Odom and junior Joe Fulce provided some much-needed production.

Johnson-Odom scored the first eight points of the game for MU and had surpassed his season average entering the game by halftime. He finished 8-of-12 from the floor en route to 22 points, including a 4-of-6 effort from behind the 3-point line.

Fulce provided a spark with an early breakaway dunk and collected 11 points and six rebounds in just 18 minutes off the bench. He was 4-of-6 from the field and chipped in a key 3-point play late in the second half following an offensive rebound.



MARQUETTE IN THE BIG EAST STATS

through games of 3/6

Team

SCORING OFFENSE:	.8th (73.8)
SCORING DEFENSE:	.2nd (63.6)
FT PERCENTAGE:	.2nd (74.5)
FG PERCENTAGE:	.5th (45.4)
ASSISTS:	.8th (15.4)
STEALS:	.2nd (8.1)
BLOCKED SHOTS:	.16th (2.2)
FG PCT. DEFENSE:	.15th (44.1)
OFFENSIVE REBOUNDS:	.15th (10.9)
DEFENSIVE REBOUNDS:	.15th (21.7)
3-PT FG'S MADE:	.3rd (235)

Individual

SCORING

Lazar Hayward	.6th (18.0 ppg.)
Jimmy Butler	.19th (15.2 ppg.)

FIELD GOAL PERCENTAGE

Jimmy Butler	.10th (.538)
--------------	--------------

3-POINT FIELD GOAL PERCENTAGE

Darius Johnson-Odom	.2nd (.475)
Maurice Acker	.3rd (.467)

REBOUNDING

Lazar Hayward	.7th (7.8 rpg.)
Jimmy Butler	.19th (6.5 rpg.)

MU IN THE NCAA STATS

through games of 3/6

3-PT FIELD GOAL PERCENTAGE

Team	.9th (.399)
------	-------------

ASSIST-TURNOVER RATIO

Team	.6th (1.47)
------	-------------

TURNOVERS PER GAME

Team	.7th (10.4 tpg.)
------	------------------

TURNOVER MARGIN

Team	.6th (4.3)
------	------------

ASSIST-TO-TURNOVER RATIO

Maurice Acker	.2nd (3.17)
---------------	-------------

2009-10 MARQUETTE ROSTER

NO.	NAME	POS.	HT.	WT.	CL.	HOMETOWN
1	Darius Johnson-Odom	G	6-2	200	So.	Raleigh, N.C.
2	Maurice Acker	G	5-8	165	Sr.	Hazel Crest, Ill.
5	Junior Cadougan	G	6-1	205	Fr.	Toronto, Ontario
10	David Cubillan	G	6-0	175	Sr.	Maracaibo, Venezuela
12	Erik Williams	F	6-7	200	Fr.	Houston, Texas
21	Joseph Fulce	F	6-7	205	Jr.	Plano, Texas
23	Dwight Buycks	G	6-3	190	Jr.	Milwaukee, Wis.
32	Lazar Hayward	F	6-6	225	Sr.	Buffalo, N.Y.
33	Jimmy Butler	G/F	6-6	215	Jr.	Tomball, Texas
42	Chris Otule #	C	6-10	260	So.	Richmond, Texas
45	Robert Frozena *	G	6-1	190	Jr.	Sherwood, Wis.
55	Youssoupha Mbao	C	7-2	215	Fr.	Dakar, Senegal

* = walk-on # = out for season

Head Coach: Buzz Williams (Oklahoma City, 1994)

Assistant Coaches: Tony Benford (Texas Tech, 1992), Aki Collins (Clark Atlanta, 1997)
Scott Monarch (Mississippi Valley St., 1986)

Dir. of Basketball Operations: Bart Lundy (Winthrop, 1995)

Coor. of Basketball Operations: Brad Autry (NW Oklahoma St., 1991)

Basketball Technology Assistant: Jake Nelp (Colorado St., 2001)

Butler One Of League's Most Improved Players

Junior Jimmy Butler has established himself as one of the top performers in the BIG EAST Conference this season, thanks to an across-the-board improvement from 2008-09.

The Tomball, Texas, native is chipping in 15.2 points and 6.5 rebounds per game and knocking down 53.8 percent of his field goal attempts overall and 50.0 percent from behind the 3-point line. He ranks among the league leaders in four categories (points per game, rebounds per game, field goal percentage and offensive rebounds). Butler has started each of the squad's 30 outings and is seeing a team-high 34.2 minutes per contest.

Last season, his first at MU, Butler saw action in all 35 games off the bench and contributed 5.6 points and 3.9 rebounds per game. He shot 51.4 percent from the floor, but finished the campaign without a 3-point field goal.

Butler's scoring increase of 9.6 points per game through contests of March 6 ranks him in the top-15 in the nation (courtesy of Stats, Inc.) and second among BIG EAST Conference performers. Elliot Williams of Memphis tops the list, pouring in nearly 15 more points per game in 2009-10 than he did last year.

Year-To-Year

	08-09	09-10
PPG	5.6	15.2
RPG	3.9	6.5
FG Pct.	51.4	53.8
3-pt Pct.	--	50.0

Hayward Now In A Wolfpack Of One

Earlier this season, senior forward Lazar Hayward joined an exclusive group at Marquette of just three players (Don Kojis, Bo Ellis) to collect over 1,500 points and 800 rebounds.

With his 22-point effort against St. John's on Feb. 24, Hayward became the lone player in program history to have reached that point total and to have grabbed over 800 boards.

The Buffalo, N.Y., native is one of just six active players in NCAA Division I to have reached those marks. Luke Harangody (Notre Dame), Jonathan Rodriguez (Campbell), Tasmin Mitchell (LSU), Damion James (Texas) and Marqus Blakely (Vermont) are also in that group (courtesy Stats, Inc.) through games of March 6.

Hayward is currently ranked second (1,784 points) at Marquette all-time in scoring.



Associated Press Top 25

1. Syracuse (59) 27-2	1,618
2. Kansas (6) 27-2	1,550
3. Kentucky 27-2	1,493
4. Duke 25-4	1,415
5. Kansas State 24-4	1,377
6. Ohio State 23-7	1,232
7. Purdue 24-4	1,169
8. New Mexico 27-3	1,151
9. Villanova 23-5	1,143
10. West Virginia 22-6	1,024
11. Michigan State 22-7	960
12. Butler 26-4	762
13. Vanderbilt 22-6	741
14. Brigham Young 26-4	633
15. Wisconsin 21-7	625
16. Tennessee 21-7	615
17. Pittsburgh 22-7	612
18. Gonzaga 24-5	554
19. Georgetown 19-8	548
20. Temple 24-5	547
21. Baylor 22-6	393
22. Maryland 21-7	249
23. Texas A&M 20-8	210
24. UTEP 22-5	124
25. Xavier 21-7	101

Others Receiving Votes

Texas 94, Richmond 44, Northern Iowa 32, Oklahoma State 24, **Marquette 21**, Missouri 13, Illinois 10, Utah State 9, Virginia Tech 8, Mississippi State 7, UAB 6, Cornell 5, Louisville 4, Notre Dame 1, Old Dominion 1.

ESPN/USA Today Top 25

1. Syracuse (23) 27-2	766
2. Kansas (7) 27-2	741
3. Kentucky 27-2	698
4. Duke (1) 25-4	694
5. Kansas State 24-4	659
6. Purdue 24-4	585
7. Ohio State 23-7	559
8. West Virginia 22-6	526
9. Villanova 23-5	509
10. New Mexico 27-3	494
11. Butler 26-4	480
12. Michigan State 22-7	429
13. Tennessee 21-7	346
14. Gonzaga 24-5	341
15. Brigham Young 26-4	337
16. Temple 24-5	293
17. Wisconsin 21-7	258
18. Pittsburgh 22-7	255
19. Vanderbilt 22-6	246
20. Georgetown 19-8	240
21. UTEP 22-5	121
22. Baylor 22-6	104
23. Maryland 21-7	102
24. Texas A&M 20-8	92
25. Texas 22-7	43

Others Receiving Votes

Northern Iowa 40, Xavier 28, Utah State 24, Cornell 15, Clemson 10, Virginia Tech 9, Richmond 8, Saint Mary's 6, UNLV 6, Oklahoma State 6, California 2, **Marquette 2**, Murray State 1.

rankings from March 1

HOW MU'S OPPONENTS HAVE FARED

OPPONENT (DATE)	W	L	LAST GAME	NEXT GAME
Centenary (11/13)	8	20	L, 70-67 @ Southern Utah	Season Completed
Maryland Eastern Shore (11/17)	10	20	L, 57-37 @ Delaware St.	3/10 vs. Coppin St.
Grambling (11/21)	6	20	L, 81-60 @ Alabama St.	3/10 @ SWAC Tourney
South Dakota (11/24)	19	9	W, 97-84 vs. HBU	3/7 vs. NJIT
Xavier (11/26)	23	7	W, 93-72 vs. St. Bona.	3/9 @ A-10 Tourney
Michigan (11/27)	14	15	W, 83-55 vs. Minnesota	3/7 @ Michigan St.
Florida St. (11/29)	22	7	W, 61-60 @ Miami	3/11 @ ACC Tourney
NC St. (12/5)	16	14	L, 71-59 @ Virginia Tech	3/7 vs. Boston College
Milwaukee (12/8)	20	14	L, 68-59 vs. Butler	Season Completed
Wisconsin (12/12)	22	7	W, 67-40 vs. Iowa	3/7 @ Illinois
North Florida (12/19)	13	18	L, 76-69 vs. Jacksonville	Season Completed
Presbyterian (12/27)	5	26	L, 67-48 @ High Point	Season Completed
West Virginia (12/29)	24	6	W, 68-66 @ Villanova	3/11 vs. TBA
Villanova (1/2, 1/9)	24	6	L, 68-66 vs. West Virginia	3/11 vs. TBA
Georgetown (1/6)	20	9	W, 74-47 vs. Cincinnati	3/10 vs. USF/DePaul
Providence (1/17, 2/6)	12	16	vs. Seton Hall	3/9 vs. Seton Hall
DePaul (1/20, 2/3)	8	22	L, 90-82 vs. St. John's	3/9 vs. USF
Syracuse (1/23)	28	3	L, 78-68 @ Louisville	3/11 vs. TBA
Rutgers (1/26)	15	16	L, 83-54 @ Pittsburgh	3/9 vs. Cincinnati
Connecticut (1/30)	17	14	L, 75-68 @ USF	3/9 vs. St. John's
USF (2/13)	19	11	W, 75-68 vs. UConn	3/9 vs. DePaul
Pittsburgh (2/18)	24	7	W, 83-54 vs. Rutgers	3/11 vs. TBA
Cincinnati (2/21)	16	14	L, 74-47 @ Georgetown	3/9 vs. Rutgers
St. John's (2/24)	16	14	W, 90-82 @ DePaul	3/9 vs. UConn
Seton Hall (2/28)	17	11	@ Providence	3/9 vs. Providence
Louisville (3/2)	20	11	W, 78-68 vs. Syracuse	3/10 vs. UC/Rutgers
Notre Dame (3/6)	21	10	W, 63-60 @ MU	3/9 vs. PC/Seton Hall

MU Ninth In Nation In 3-Point Shooting Percentage

Featuring an offensive attack that is averaging a league-best 8.3 treys made per game in conference outings, Marquette is currently ranked ninth in the nation in 3-point field goal percentage (.399).

Through games of March 6, Marquette has knocked down 235-of-589 from behind the line, behind Cornell's top-ranked mark of 43.4 percent (304-of-701), Brigham Young (.420), Utah State (.420), Saint Mary's (.409), Montana (.404), Portland (.404), Kansas (.404) and San Jose State (.400).

Defensive Stats Hard To Figure Out

In all games, MU ranks second in the BIG EAST in scoring defense (63.6 points per game) and is first in the league in conference only games in that category (65.6 points per game).

The squad's field goal percentage defense, however, ranks among the bottom of the 16-team league. Through 30 contests, MU's opponents are shooting 44.1 percent (15th) from the floor and in conference action that number jumps to 45.7 percent (12th).

Marquette's opponents are taking advantage of the team's lack of size inside. The Golden Eagles are holding enemy shooters to convert at a 30.8 percent clip (1st in BIG EAST) from behind the line, but allowing opponents to knock down 49.7 percent of their two-point opportunities.

The loss to PITT on Feb. 18 is a perfect example of that trend. The Panthers shot just 4-of-14 (26.3 percent) from distance, but jumped to 67.9 percent (19-of-28) on treys.



The "Inside Marquette Basketball with Buzz Williams" television program is on Sports32 this season, debuting Nov. 11. The show will air on Tuesdays at 5 p.m. and 10:30 p.m.

The 30-minute program is hosted by Dennis Krause and features behind-the-scenes access to the Marquette men's basketball program.

"The Marquette Basketball Hour with Buzz Williams" radio program airs from 6-7 p.m. CT Monday nights on ESPN Radio 540 AM.



Steve "The Homer" True, the voice of the Golden Eagles, hosts the hour-long broadcast from The Annex and 540 ESPN's studio. Head coach Buzz Williams, players, members of the coaching staff and special guests are featured.

Acker, MU Sharing As A Group In 2009-10

The Golden Eagles currently rank second in the BIG EAST and sixth in the nation in assist-to-turnover ratio (1.47) through games of March 6 (courtesy of Stats, Inc.) thanks to a collective team effort.

Six of the players on the roster have at least 44 assists through 30 games, led by senior guard Maurice Acker's 111 helpers. Senior guard David Cubillan is second on the team with 85 assists. Of the seven active players seeing at least 10 minutes of action per night, only one (Lazar Hayward) has more turnovers than assists in 2009-10.

Acker ranks second in the nation individually with an assist-to-turnover ratio of 3.17 (111 assists, 35 turnovers). In an average of 28.3 minutes per night, the Hazel Crest, Ill., native has already finished a game without a miscue on eight occasions in 2009-10. Acker's ratio improves to a league-best 4.24 (72-to-17) in conference games.

Marquette is also ranked seventh in the nation in turnovers per game (10.4 tpg.) and sixth in turnover margin (4.3).

Is Key To Victory Field Goal Percentage?

Head coach Buzz Williams has stressed defense since he took over the reigns of the program and that focus, along with offensive efficiency, has played a key role in the team's success during his tenure.

Dating back to the start of last season, the Golden Eagles are 31-1 when finishing the game with a field goal percentage even-or-better than their opponents. That includes a 14-1 mark in 2009-10. The first loss came March 6 versus Notre Dame.

Since 2008-09, MU has finished 50 percent-or-better from the field on 19 occasions and owns an 18-1 record (lone loss came at Villanova, 102-84) in those outings.

RESULT BREAKDOWN

Record

	Overall	BE
Home:	13-4	6-3
Away:	5-5	5-4
Neutral:	2-1	--
TOTALS	20-10	11-7

Record By Month

	Overall	BE
November:	6-1	--
December:	3-3	0-1
January:	4-4	4-4
February:	6-1	6-1
March:	1-1	1-1
TOTALS	20-10	11-7

Record By Starting Lineup

Cubillan, Buycks, Fulce	4-3
Hayward, Butler	
Cubillan, Buycks, Otule	1-0
Hayward, Butler	
Cubillan, Johnson-Odom, Fulce .	2-0
Hayward, Butler	
Cubillan, Johnson-Odom, Buycks .	1-2
Hayward, Butler	
Cubillan, Acker, Fulce	2-2
Hayward, Butler	
Cubillan, Johnson-Odom, Acker .	10-3
Hayward, Butler	

Acker Finishes Perfect From 3-Point Land

Entering this season, on only five occasions had a MU player made at least five 3-pointers in a game without missing an attempt.

Following senior Maurice Acker's 6-of-6 effort from distance in the win over Providence on Jan. 17, the Golden Eagles have now accomplished that feat twice in 2009-10. Classmate David Cubillan drained all six of his treys earlier this month in the victory over Georgetown.

Acker finished with a collegiate-best 23 points, finishing 8-of-9 from the field overall. He also chipped in two assists, a rebound and one steal. His point total marked a personal-best at MU. Acker did collect 23 points as a freshman at Ball State in 2005-06 in a contest at Kent State. The Hazel Crest, Ill., native claimed Mid-American Conference Freshman of the Year accolades that year.

Cubillan Member Of Venezuelan Quartet

Senior David Cubillan is one of just four native Venezuelans competing at the NCAA Division I level in 2009-10.

The Maracaibo, Venezuela, native joins fellow countrymen Greg Echenique (Creighton), Greivis Vasquez (Maryland) and Luis Valera (Texas-Pan American) to form a quartet of players participating at a program in the top collegiate level.

Top Scorers

1.	1985	Jerel McNeal	2005-09
2.	1784	LAZAR HAYWARD	2006-10
3.	1773	George Thompson	1966-69
4.	1749	Dominic James	2005-09
5.	1735	Butch Lee	1974-78
6.	1691	Travis Diener	2001-05
7.	1690	Brian Wardle	1997-01
8.	1688	Tony Smith	1986-90
9.	1673	Wesley Matthews	2005-09
10.	1663	Bo Ellis	1973-77



Buzz Williams

**Head Coach | Second Season
Oklahoma City, 1994**

25 victories. 12 BIG EAST Conference wins. 2 all-league players. 1 NCAA Championship appearance and victory. 1 nationally ranked recruiting class.

Each of the impressive accomplishments listed above, as well as numerous others, were recorded during head coach Buzz Williams' first season leading the Marquette University men's basketball program.

The Golden Eagles' performance in 2008-09 mirrored that of a program firmly established in the tenure of a successful head coach, not that of a team under the direction of a first-year mentor.

Williams directed MU to a 25-10 overall record last season, which included a school-record 12 BIG EAST victories. The Golden Eagles advanced to the second round of the NCAA Championship and were ranked among the nation's top-25 teams the entire campaign. A pair of players, Jerel McNeal and Wesley Matthews, claimed all-league accolades and McNeal also claimed All-America honors.

Off the court, Williams and his staff assembled a consensus top-25 recruiting class, a group rated as high as No. 1 in the country by HoopScoopOnline.com. The program's community service efforts have also reached new heights under Williams, highlighted by "Buzz's Bunch." This group, founded by Williams, focuses on providing opportunities for special needs children to attend games and summer camps. The Golden Eagles have also continued and strengthened their long-standing relationships with Children's Hospital as well as Special Olympics.

In 2007-08, Williams served as an assistant coach with the Golden Eagles in his first season at Marquette. MU concluded the year 25-10 and advanced to the second round of the NCAA Tournament for the first time since 2003.

His coaching career has included stints as an assistant, associate head and head coach. He has nearly 15 years of experience at the NCAA Division I level. Williams has recruited and coached over 20 players who have earned all-conference accolades, including one league player of the year, two conference freshmen of the year and an Associated Press All-American (McNeal).

Williams arrived in Milwaukee after serving for one season as the head coach at the University of New Orleans. He guided the Privateers to a 14-win campaign in 2006-07 and his roster featured Bo McCalebb, the Sun Belt Conference Player of the Year. UNO claimed fourth place in the Sun Belt's Western Division and advanced to the league tournament quarterfinals. The squad claimed as many victories on the road that season as it had in the previous three seasons combined. His recruiting class for the 2007-08 season was ranked in the top 50 nationally by HoopScoopOnline.com.

Prior to UNO, Williams served as an assistant coach and recruiting coordinator at Texas A&M for two seasons (2004-05/2005-06) under head coach Billy Gillispie. Both of his recruiting classes with the Aggies were ranked among the best in the nation and featured some of the top-ranked talent at the prep level. The squad made its first NCAA Tournament appearance in 25 years in 2005-06 and the previous team posted the top turnaround in the nation, improving its win total in 2004-05 by 14 games.

Williams spent four seasons (2000-01/2003-04) at Colorado State, serving as an assistant the first three seasons before being promoted to associate head coach in 2003-04. Two of his recruiting classes were ranked among the 40-best in the nation, including the 2003 group, which was tabbed No. 1 in the Mountain West Conference.

Colorado State made its first NCAA Tournament appearance in 13 years during his tenure and he was named one of the top assistants in the country by HoopScoopOnline.com. Williams was previously an assistant at Northwestern State (1999-2000), Texas A&M-Kingsville (1998-99) and UT-Arlington (1994-98).

Williams signed the highest-rated recruiting class in the history of the Southland Conference while at Northwestern State. The Demons advanced to their first ever NCAA Tournament the following season and two of his recruited players were named all-conference, while one was tabbed Southland Conference Tournament MVP.

His accomplishments at Texas A&M-Kingsville include signing the 1998-99 Lone Star Conference Freshman of the Year and a third team All-America guard.

At Texas-Arlington, Williams recruited a Southland Conference Freshman of the Year and signed the first Academic All-American in the school's history. Williams was a student assistant

Williams' Career Record

UALR.....	2-1	North Florida.....	1-0
Arkansas St.....	0-2	NC St.....	1-1
Centenary.....	1-0	North Texas.....	2-0
Central Michigan.....	1-0	Northern Iowa.....	1-0
Chicago St.....	1-0	Northwestern St.....	0-1
Cincinnati.....	2-0	Notre Dame.....	1-1
Connecticut.....	1-1	Pittsburgh.....	0-2
Dayton.....	0-1	Presbyterian.....	2-0
Denver.....	2-0	Providence.....	3-0
DePaul.....	3-1	Rutgers.....	2-0
Florida Atlantic.....	0-2	St. John's.....	3-0
Florida International.....	1-0	Seton Hall.....	2-0
Florida St.....	0-2	South Alabama.....	0-1
Georgetown.....	3-0	South Dakota.....	1-0
Grambling St.....	1-0	USF.....	1-1
Hampton.....	0-1	Syracuse.....	0-2
Houston Baptist.....	1-0	Tennessee.....	0-1
IPFW.....	1-0	Texas Southern.....	1-0
Jacksonville St.....	1-0	UT-Tyler.....	1-0
Lamar.....	1-0	Troy.....	1-0
UL-Lafayette.....	1-1	Tulane.....	1-1
UL-Monroe.....	1-1	Utah St.....	1-0
Louisville.....	1-1	Vermont.....	0-1
Maryland Eastern Shore.....	1-0	Villanova.....	1-4
Michigan.....	1-0	West Virginia.....	1-1
Middle Tennessee St.....	0-1	Western Carolina.....	1-0
Milwaukee.....	2-0	Western Kentucky.....	0-1
Mississippi.....	0-1	Wisconsin.....	1-1
Mississippi St.....	0-1	Xavier.....	1-0
Missouri.....	0-1	TOTALS.....	59-37

coach from 1992-94 at Oklahoma City University where he assisted the team to the 1994 NAIA championship after it advanced to the Sweet 16 the previous year.

Williams served as a student assistant from 1990-92 at Navarro College (Corsicana, Texas) where the team won consecutive conference titles while sporting a 45-17 record during his tenure. He began his undergraduate career under mentor Lewis Orr, who was inducted into the National Junior College Athletic Association Hall of Fame in 2009 after a 37-year career at the junior college level.

The Van Alstyne, Texas, native earned a bachelor's degree in kinesiology from Oklahoma City University in 1994 before completing his master's work at Texas A&M-Kingsville in 1999.

Williams is married to the former Corey Norman and the couple has two daughters, Zera (7) and Addyson (1), and two sons, Calvin (6) and Mason (3).

Coaching Career

2008-09	Head Coach	Marquette	NCAA Second Round
2007-08	Assistant Coach	Marquette	NCAA Second Round
2006-07	Head Coach	New Orleans	
2004-05/2005-06	Assistant Coach	Texas A&M	NCAA Second Round (2005-06) NIT Third Round (2004-05)
2003-04	Associate Head Coach	Colorado State	
2000-01/2002-03	Assistant Coach	Colorado State	NCAA First Round (2002-03)
1999-00	Assistant Coach	Northwestern State	
1998-99	Assistant Coach	Texas A&M-Kingsville	
1994-95/1997-98	Assistant Coach	Texas-Arlington	
1992-93/1993-94	Student Assistant Coach	Oklahoma City Univ.	
1990-91/1991-92	Student Assistant Coach	Navarro College	

Williams File

Birth Date:	September 1, 1972
Hometown:	Van Alstyne, Texas
Family:	Corey (wife) and children Zera (7), Calvin (6), Mason (3) and Addyson (1)
Education:	Texas A&M-Kingsville, 1999 (Master's in Kinesiology) Oklahoma City Univ., 1994 (Bachelor's in Kinesiology)

Marquette Game Notes




dariusjohnson-odom



So. | 6-2 | 200 | Guard
Raleigh, NC
Wakefield HS/Hutchinson CC

mauriceacker



Sr. | 5-8 | 165 | Guard
Hazel Crest, IL
Hillcrest HS/Ball State

juniorcadougan



Fr. | 6-1 | 205 | Guard
Toronto, Canada
Christian Life Center Academy

davidcubillan



Sr. | 6-0 | 175 | Guard
Maracaibo, Venezuela
St. Benedict's Prep

erikwilliams




Fr. | 6-7 | 200 | Forward
Houston, TX
Cypress Springs HS

josephfulce



Jr. | 6-7 | 205 | Forward
Plano, TX
Plano HS/Tyler JC

dwightbuycks




Jr. | 6-3 | 190 | Guard
Milwaukee, WI
Bay View HS/Indian Hills JC

lazarhayward



Sr. | 6-6 | 225 | Forward
Buffalo, NY
Notre Dame Prep

jimmybutler



Jr. | 6-6 | 215 | Guard
Tomball, TX
Tomball HS/Tyler JC

chrisotule



So. | 6-10 | 260 | Center
Richmond, TX
Ft. Bend Bush HS

robertfrozena



Jr. | 6-1 | 190 | Guard
Sherwood, WI
St. Mary Central HS

youssouphambao



Fr. | 7-2 | 215 | Center
Dakar, Senegal
Stoneridge Prep

buzzwilliams



Head Coach
Second Year at Marquette
Oklahoma City, 1994

Pronunciation Guide

Dwight Buycks	bikes
Junior Cadougan	cah-do-gan
David Cubillan	dah-veed coo-bee-yahn
Lazar Hayward	lah-zahr
Joseph Fulce	fuhlse
Youssoupha Mbao	you-sof-a m-bow
Chris Otule	oh-tool-ay

Marquette Game Notes



Page 9

MSOE 47, Marquette 106 (Exhibition)

Nov. 7, 2009 Milwaukee, Wis.

MSOE	min	fg-a	3fg-a	ft-a	reb	ast	to	bk	st	pf	pts
Luke Larson	14	1-5	0-1	0-0	1	1	5	0	2	2	2
Austin Meier	28	1-4	0-1	0-0	1	4	3	0	1	2	2
Jeremy Orr	21	3-6	1-2	0-0	8	0	2	0	0	4	7
Austin Kearns	17	0-1	0-1	0-0	0	0	1	0	0	1	0
Bennett Deacon	19	2-5	1-3	0-0	1	1	3	0	0	0	5
Alex Ahola	9	0-4	0-4	0-0	0	0	1	0	1	0	0
Joe Cap	2	0-1	0-1	0-0	0	0	0	0	0	0	0
Rob Linzmeier	19	4-7	3-5	0-0	1	2	2	0	1	0	11
Tyler Morgan	20	2-2	2-2	4-4	0	4	5	0	1	2	10
Imani Graham	19	1-3	0-1	3-4	3	1	2	0	0	4	5
Mike Ricciardi	13	1-4	1-3	0-0	2	0	0	0	0	1	3
Bob Wilson	12	0-4	0-0	2-2	2	0	0	0	0	1	2
Eric Bohrer	7	0-1	0-0	0-2	2	0	0	1	0	2	0
Team					1						
Totals	15-47	8-24	9-12	20	13	25	1	6	19	47	

MARQUETTE	min	fg-a	3fg-a	ft-a	reb	ast	to	bk	st	pf	pts
Joseph Fulce	17	2-5	0-0	2-2	6	5	1	0	0	1	6
Lazar Hayward	17	8-10	4-5	4-4	2	2	2	0	3	4	24
Jimmy Butler	19	3-6	1-1	7-8	10	0	0	1	2	0	14
Maurice Acker	28	1-7	0-3	1-2	4	2	2	0	0	0	3
David Cubillan	24	5-7	2-3	0-0	4	9	0	0	4	1	12
Darius Johnson-Odom	12	2-4	1-2	0-0	3	0	0	1	1	5	
Erik Williams	8	2-4	0-0	0-0	2	0	1	1	0	2	4
Dwight Buycks	23	5-7	1-1	4-4	3	2	0	0	2	0	15
Jeronne Maymon	16	2-5	0-0	3-6	7	0	1	0	4	1	7
Chris Otule	16	6-8	0-0	2-5	5	0	2	1	0	2	14
Robert Frozena	6	1-1	0-0	0-0	1	1	0	0	0	2	
Youssoupha Mbaou	14	0-1	0-0	0-0	1	0	2	0	0	2	0
Team					3						
Totals	37-65	9-15	23-31	48	24	11	3	16	14	106	

Halftime: MU 53-25. Dead Ball Rebounds: MU 2-1.
 Technicals: None. Officials: John Higgins, Paul Janssen, Lamar Simpson. Attendance: 13,821.

Centenary 62, Marquette 85

Nov. 13, 2009 Milwaukee, Wis.

CENTENARY	min	fg-a	3fg-a	ft-a	reb	ast	to	bk	st	pf	pts
Jerrald Bonham	25	3-6	0-0	3-3	4	3	3	1	0	5	9
Roman Turner	26	0-5	0-3	4-4	0	3	2	0	1	5	4
David Perez	34	8-16	4-10	5-5	1	3	0	2	0	25	
Daman Starring	37	0-8	0-3	5-6	6	3	5	0	2	2	5
Maxx Nakwaasah	28	2-5	0-2	0-0	5	0	3	0	2	4	4
Leo Davis	7	0-2	0-1	0-0	1	1	1	0	0	1	0
Matt Marseille	32	4-8	2-4	1-2	2	2	1	0	0	2	11
Travis Sims	11	1-1	1-1	0-0	0	0	0	0	0	0	3
David Swartz	9	0-2	0-2	1-2	3	0	1	0	0	5	1
Jeron Trotman	1	0-0	0-0	0-0	1	0	0	0	0	0	0
Team					3						
Totals	18-53	7-26	19-22	26	15	17	1	7	24	62	

MARQUETTE	min	fg-a	3fg-a	ft-a	reb	ast	to	bk	st	pf	pts
Joseph Fulce	20	1-4	0-1	3-4	6	1	0	2	2	3	5
Lazar Hayward	18	4-10	0-3	1-1	5	2	3	0	0	4	9
Jimmy Butler	32	11-16	0-0	5-5	13	2	1	1	1	1	27
David Cubillan	28	3-6	0-3	0-2	1	6	1	0	1	1	6
Dwight Buycks	29	2-7	1-3	2-2	5	4	1	0	2	2	7
Darius Johnson-Odom	23	3-6	2-5	2-2	2	1	2	0	1	3	10
Maurice Acker	19	5-9	0-1	1-2	1	4	1	0	1	4	11
Erik Williams	2	0-0	0-0	1-2	1	0	0	1	0	1	1
Jeronne Maymon	21	3-4	0-0	3-4	5	0	3	0	1	2	9
Chris Otule	6	0-1	0-0	0-2	1	0	2	1	0	2	0
Robert Frozena	2	0-0	0-0	0-0	0	0	0	0	0	0	0
Team					3						
Totals	32-63	3-16	18-26	43	20	14	5	9	23	85	

Halftime: MU 40-29. Dead Ball Rebounds: MU 3-2.
 Technicals: None. Officials: Tim Higgins, Mike Roberts, James Breeding. Attendance: 14,093.

UMES 60, Marquette 86

Nov. 17, 2009 Milwaukee, Wis.

UMES	min	fg-a	3fg-a	ft-a	reb	ast	to	bk	st	pf	pts
Neal Pitt	30	1-5	0-1	2-2	8	0	1	1	1	3	4
Lyvann Obama-Obama	14	0-1	0-0	0-0	0	0	1	0	0	1	0
Kevin White	36	2-9	0-3	2-2	0	11	7	0	0	1	6
Hillary Haley	32	8-16	2-3	4-4	2	1	4	0	1	2	22
Mark Robertson	33	5-9	5-8	0-1	1	1	3	2	2	1	15
Jamal Edwards	2	0-0	0-0	0-0	0	0	0	0	0	0	0
Sean Berry	16	1-1	0-0	1-3	3	0	1	1	0	2	3
Josh Bright	2	0-1	0-1	2-2	0	0	1	0	0	0	2
Tim Burns	18	2-4	0-1	0-0	4	0	0	0	0	0	4
James Cotton	14	1-2	0-0	0-1	4	1	1	0	0	2	2
Tyler Hines	2	0-3	0-0	0-0	2	0	0	0	0	1	0
Robert Tucker	1	1-1	0-0	0-0	1	0	0	0	0	1	2
Team					4						
Totals	21-52	7-17	11-15	29	14	19	4	4	14	60	

MARQUETTE	min	fg-a	3fg-a	ft-a	reb	ast	to	bk	st	pf	pts
Joseph Fulce	6	0-0	0-0	0-0	1	0	0	1	0	1	0
Lazar Hayward	30	12-20	1-5	3-4	8	2	0	0	2	3	28
Jimmy Butler	34	4-5	3-3	2-2	7	3	1	0	2	4	13
David Cubillan	33	5-8	2-5	0-0	3	6	1	0	1	1	12
Dwight Buycks	25	4-8	2-4	2-3	3	3	3	0	2	1	12
Darius Johnson-Odom	12	1-6	1-5	0-0	1	1	1	0	1	1	3
Maurice Acker	25	3-8	1-4	1-2	1	4	1	0	3	1	8
Jeronne Maymon	22	1-4	0-0	2-4	6	2	1	0	0	2	4
Chris Otule	11	3-4	0-0	1-1	3	0	1	3	0	2	6
Robert Frozena	2	0-0	0-0	0-0	1	0	0	0	0	1	0
Team					2						
Totals	33-63	10-26	10-16	36	21	9	4	11	17	86	

Halftime: MU 40-33. Dead Ball Rebounds: 2-2.
 Technicals: None. Officials: John Gaffney, Todd Williams, Gene Steratore. Attendance: 13,511.

Grambling St. 41, Marquette 87

Nov. 21, 2009 Milwaukee, Wis.

Grambling St.	min	fg-a	3fg-a	ft-a	reb	ast	to	bk	st	pf	pts
George Akpele	19	2-5	0-0	0-0	4	0	2	2	1	3	4
Ariece Perkins	38	6-11	1-3	7-8	8	2	7	0	2	0	20
Demarcus Blunt	8	0-3	0-0	0-0	1	0	0	0	1	2	0
Tomez Young	28	3-9	1-4	3-4	3	2	1	0	2	3	10
Lance Fuertado	26	2-8	0-2	0-0	4	0	2	0	0	4	4
Allan Saint-Gelais	1	0-0	0-0	0-0	0	0	0	0	0	0	0
Donald Qualls	21	1-5	1-4	0-0	1	1	1	0	1	2	3
Terdarin Bryson	16	0-3	0-2	0-0	1	0	3	0	1	0	0
Maurice Wilkerson	21	0-0	0-0	0-0	2	0	1	1	0	4	0
Kevin Loyd	22	0-4	0-2	0-0	1	0	5	0	1	1	0
Team					3						
Totals	14-48	3-17	10-12	28	5	22	4	8	20	41	

MARQUETTE	min	fg-a	3fg-a	ft-a	reb	ast	to	bk	st	pf	pts
Lazar Hayward	20	5-12	0-2	2-2	5	4	1	0	2	4	12
Jimmy Butler	27	4-5	1-2	6-7	2	3	0	0	2	1	15
Chris Otule	8	2-3	0-0	1-3	2	0	0	1	0	1	5
David Cubillan	30	3-10	1-4	1-1	6	1	3	0	5	1	8
Dwight Buycks	29	4-8	2-3	0-1	10	7	3	0	1	1	10
Darius Johnson-Odom	16	3-5	3-4	4-4	1	2	1	0	1	1	13
Maurice Acker	17	3-6	2-3	1-2	3	4	2	0	1	1	9
Erik Williams	12	3-5	0-1	0-0	3	0	0	0	1	1	6
Joseph Fulce	21	2-4	0-1	1-2	5	0	2	1	1	0	5
Jeronne Maymon	11	0-1	0-0	0-0	5	0	1	0	0	2	0
Robert Frozena	3	1-1	0-0	1-3	0	0	0	0	0	0	3
Youssoupha Mbaou	6	0-0	0-0	1-2	0	1	0	1	0	1	1
Team					1						
Totals	30-60	9-20	18-27	43	22	13	3	14	14	87	

Halftime: MU 36-15. Dead Ball Rebounds: MU 3-1.
 Technicals: None. Officials: J.D. Collins, Brent Hampton, Lamar Simpson. Attendance: 13,716.

South Dakota 68, Marquette 93

Nov. 24, 2009 Milwaukee, Wis.

South Dakota	min	fg-a	3fg-a	ft-a	reb	ast	to	bk	st	pf	pts
Taylor Cain	31	7-10	0-0	5-7	5	3	1	1	0	4	19
Steve Smith	27	2-2	0-0	2-2	3	0	1	1	0	3	6
Roman Gentry	28	3-8	1-1	0-0	2	1	3	0	0	0	7
Louie Krogman	28	2-8	2-6	0-0	1	3	2	1	0	1	6
Jake Thomas	38	4-9	4-7	0-0	7	3	5	0	1	0	12
Mitchell Bouie	17	0-1	0-0	3-4	1	1	2	0	0	1	3
Kendall Cutler	20	3-4	0-0	5-6	1	2	5	0	1	4	11
Jordan Boots	6	1-2	1-2	0-0	0	0	0	0	0	1	3
Conrad Krutwig	4	0-0	0-0	1-2	2	1	1	1	0	1	1
Dustin Tetzlaff	1	0-0	0-0	0-0	0	0	0	0	0	0	0
Team					1						
Totals	22-44	8-16	16-21	23	14	20	4	2	15	68	

MARQUETTE</

Marquette Game Notes



Page 10

Michigan 65, Marquette 79

Nov. 27, 2009 Orlando, Fla.

Michigan	min	fg-a	3fg-a	ft-a	reb	ast	to	bk	st	pf	pts
Zack Novak	31	1-2	0-1	1-2	5	3	0	0	0	4	3
DeShawn Sims	31	3-10	0-2	2-2	6	0	3	2	3	1	8
Manny Harris	38	9-16	0-4	4-6	8	4	1	0	0	1	22
Darius Morris	28	1-5	0-0	0-0	1	3	2	0	0	4	2
Laval Lucas-Perry	26	4-7	2-4	2-4	2	0	1	0	1	3	12
Stu Douglass	20	2-7	0-5	1-1	0	2	1	0	1	0	5
Eso Akunne	1	0-0	0-0	0-0	0	0	0	0	0	1	0
Anthony Wright	9	1-2	0-1	0-0	1	0	1	0	0	1	2
Matt Vogrich	6	1-1	1-1	0-0	0	1	0	0	0	1	3
Zack Gibson	10	3-5	0-2	2-3	3	1	0	0	0	1	8
Team					1						
Totals	25-55	3-20	12-18	27	14	9	2	5	17	65	

MARQUETTE	min	fg-a	3fg-a	ft-a	reb	ast	to	bk	st	pf	pts
Lazar Hayward	29	7-17	1-6	7-8	9	1	3	0	0	4	22
Jimmy Butler	35	5-9	0-0	7-8	9	2	2	0	2	2	17
Darius Johnson-Odom	35	5-9	2-4	2-3	4	3	2	0	1	2	14
David Cubillan	28	1-2	1-2	0-0	2	2	0	0	0	3	3
Dwight Buycks	28	6-10	0-1	1-1	3	2	2	0	0	5	13
Maurice Acker	29	3-5	2-4	0-1	0	4	0	1	2	1	8
Joseph Fulce	3	0-0	0-0	0-0	0	1	0	0	0	1	0
Jeronne Maymon	13	1-1	0-0	0-0	3	0	1	0	0	2	2
Team					3						
Totals	28-53	6-17	17-21	33	15	10	1	5	20	79	

Halftime: MU 44-35. **Dead Ball Rebounds:** UM 4-0. **Technical:** None. **Officials:** Rick Hartzell, Rick Crawford, John Higgins. **Attendance:** 3,660.

Florida St. 57, Marquette 56

Nov. 29, 2009 Orlando, Fla.

Florida St.	min	fg-a	3fg-a	ft-a	reb	ast	to	bk	st	pf	pts
Chris Singleton	32	7-13	2-3	2-5	10	3	3	1	4	4	18
Ryan Reid	16	1-2	0-0	0-0	1	1	3	1	0	2	2
Solomon Alabi	22	4-7	0-0	0-0	7	0	3	2	2	1	8
Deividus Dulkyis	23	2-6	0-4	0-0	1	2	1	1	1	4	4
Derwin Kitchen	31	6-13	2-5	0-0	5	1	1	0	1	0	14
Xavier Gibson	11	1-1	0-0	0-1	3	1	2	0	1	1	2
Jordan Demercy	19	2-3	0-0	1-2	6	0	1	0	1	3	5
Luke Louks	22	1-3	0-1	0-0	3	4	2	0	2	2	2
Michael Snaer	24	1-9	0-3	0-0	1	1	3	0	0	0	2
Team					1						
Totals	25-57	4-16	3-8	38	13	19	5	12	17	57	

MARQUETTE	min	fg-a	3fg-a	ft-a	reb	ast	to	bk	st	pf	pts
Lazar Hayward	28	9-22	1-5	2-2	10	0	4	1	4	3	21
Jimmy Butler	34	3-6	0-0	4-12	11	0	3	0	2	1	10
Darius Johnson-Odom	33	6-11	3-6	2-3	1	0	2	0	3	3	17
David Cubillan	27	0-6	0-5	2-2	1	1	1	0	2	1	2
Dwight Buycks	34	2-4	0-1	0-0	4	2	5	0	2	0	4
Maurice Acker	26	1-3	0-1	0-0	1	2	1	0	1	2	2
Joseph Fulce	7	0-0	0-0	0-0	3	0	0	0	0	1	0
Jeronne Maymon	11	0-2	0-0	0-0	2	0	0	0	1	3	0
Youssofha Mbao	1	0-0	0-0	0-0	0	0	0	0	0	0	0
Team					2						
Totals	21-54	4-18	10-19	35	5	16	1	15	14	56	

Halftime: MU 30-18. **Dead Ball Rebounds:** FSU 2-2. **Technical:** None. **Officials:** Jim Burr, Mike Kitts, Doug Shows. **Attendance:** 2,225.

NC St. 77, Marquette 73

Dec. 5, 2009 Milwaukee, Wis.

NC St.	min	fg-a	3fg-a	ft-a	reb	ast	to	bk	st	pf	pts
Scott Wood	24	2-5	1-3	0-0	1	2	0	0	5	0	5
Tracy Smith	35	9-14	0-0	1-3	11	3	1	1	1	2	19
Dennis Homer	33	4-8	1-1	4-6	3	2	2	0	2	3	13
Javier Gonzalez	27	3-5	3-5	2-5	1	7	4	0	1	3	15
C.J. Williams	24	3-5	1-1	0-0	3	3	2	0	1	1	7
Richard Howell	7	0-0	0-0	0-0	2	0	1	0	2	0	0
DeShawn Painter	4	0-1	0-0	0-0	2	0	1	1	0	4	0
Farnold Degand	14	3-4	0-0	0-0	0	2	0	0	0	2	6
Josh Davis	16	3-5	0-0	3-6	6	0	1	0	2	1	9
Julius Mays	16	1-6	1-2	0-0	1	3	0	0	0	0	3
Team					3						
Totals	30-56	7-12	10-20	33	22	12	2	14	16	77	

MARQUETTE	min	fg-a	3fg-a	ft-a	reb	ast	to	bk	st	pf	pts
Lazar Hayward	37	6-16	1-4	2-2	6	2	5	0	0	3	15
Jimmy Butler	34	6-14	2-3	5-6	12	1	0	0	2	2	19
Darius Johnson-Odom	34	3-6	3-4	2-4	5	1	3	0	0	5	11
David Cubillan	33	2-6	1-4	0-0	2	5	0	0	1	0	5
Dwight Buycks	30	2-10	0-3	3-4	2	1	5	0	4	4	7
Maurice Acker	18	3-7	2-4	2-2	2	7	2	0	2	4	10
Joseph Fulce	14	3-7	0-0	0-0	7	0	0	0	0	0	6
Team					5						
Totals	25-66	9-22	14-18	41	17	15	0	9	18	73	

Halftime: MU 36-25. **Dead Ball Rebounds:** NC St. 5-1. **Technical:** None. **Officials:** Jim Burr, Mike Kitts, Sean Hull. **Attendance:** 15,803.

Milwaukee 51, Marquette 71

Dec. 8, 2009 Milwaukee, Wis.

Milwaukee	min	fg-a	3fg-a	ft-a	reb	ast	to	bk	st	pf	pts
Tony Meier	15	2-4	1-3	0-1	4	0	1	0	0	2	5
James Eays	22	1-4	0-2	0-0	1	1	3	0	0	2	2
Deonte Roberts	12	0-1	0-0	1-2	4	0	4	0	0	1	1
Ricky Franklin	30	2-7	1-5	3-4	1	1	5	0	0	2	8
Jerard Ajami	30	1-3	0-2	0-0	4	2	2	0	0	3	2
Ja'Rob McCallum	19	3-8	2-4	0-0	2	2	1	0	3	3	8
Riley Walker	2	0-0	0-0	0-0	0	0	0	0	0	0	0
Patrick Souter	14	3-5	0-0	0-0	1	0	0	1	0	0	6
Anthony Hill	21	4-8	0-0	2-2	3	3	2	0	1	2	10
Lonnie Boga	17	1-3	0-0	0-0	1	1	1	0	1	2	2
Jason Averkamp	18	2-3	0-0	3-3	5	0	0	0	0	1	7
Team					2						
Totals	19-46	4-16	9-12	28	10	20	1	5	18	51	

MARQUETTE	min	fg-a	3fg-a	ft-a	reb	ast	to	bk	st	pf	pts
Joseph Fulce	15	1-3	0-0	0-0	4	0	2	1	1	1	2
Lazar Hayward	28	4-11	1-5	4-6	4	2	4	0	2	3	13
Jimmy Butler	29	6-6	0-0	7-9	5	2	1	2	2	0	19
Maurice Acker	28	1-5	0-2	6-6	2	1	0	0	4	2	6
David Cubillan	30	2-2	2-2	0-0	1	0	0	0	2	6	6
Darius Johnson-Odom	23	6-9	3-4	0-0	4	3	1	0	2	1	15
Erik Williams	9	0-0	0-0	0-0	2	0	0	0	2	0	0
Dwight Buycks	21	0-6	0-2	0-0	1	5	2	0	2	2	0
Jeronne Maymon	13	4-4	0-0	0-0	1	1	1	0	0	4	8
Youssofha Mbao	4	0-0	0-0	0-0	1	0	0	0	0	1	0
Team					1						
Totals	24-46	6-15	17-21	26	14	12	3	13	17	71	

Halftime: MU 30-19. **Dead Ball Rebounds:** MU 2-0. **Technical:** None. **Officials:** Jamie Luckie, Todd Williams, Tony Crisp. **Attendance:** 14,244.

Wisconsin 72, Marquette 63

Dec. 12, 2009 Madison, Wis.

Wisconsin	min	fg-a	3fg-a	ft-a	reb	ast	to	bk	st	pf	pts
Jon Leuer	38	9-14	1-1	5-7	12	1	1	3	1	3	24
Keaton Nankivil	22	0-1	0-0	2-2	3	0	0	0	0	3	2
Trevon Hughes	29	3-11	0-2	7-12	3	2	2	0	1	3	13
Jason Bohannon	34	2-7	1-3	3-4	1	1	2	1	1	1	8
Tim Jarmusz	26	1-1	0-0	3-4	4	0	0	0	1	3	5
Ryan Evans	17	2-6	0-0	0-0	2	0	2	0	2	2	4
Jordan Taylor	31	5-11	0-3	3-4	3	3	0	0	0	3	13
Rob Wilson	3	1-1	1-1	0-0	0	1	0	0	1	0	3
Team					2						
Totals	23-52	3-10	23-33	30	8	7	4	7	18	72	

MARQUETTE	min	fg-a	3fg-a	ft-a	reb	ast	to	bk	st	pf	pts
Joseph Fulce	6										

Marquette Game Notes



Page 11

Presbyterian 62, Marquette 102

Dec. 27, 2009 Milwaukee, Wis.

Presbyterian	min	fg-a	3fg-a	ft-a	reb	ast	to	bk	st	pf	pts
Jake Troyli	30	2-8	0-1	2-2	4	0	4	1	0	3	6
Chase Holmes	27	3-7	1-2	5-6	1	1	3	0	1	3	12
Travis Smith	31	3-7	2-5	0-4	3	4	1	0	0	3	8
Khalid Mutakabbir	34	6-8	0-1	2-2	3	3	3	0	0	3	14
Zach Faircloth	39	6-10	3-5	0-0	4	3	1	0	2	2	15
Kevin Jones	8	0-0	0-0	0-0	0	0	2	0	0	0	0
Ryan Hargrave	19	2-6	2-3	0-0	4	0	0	0	0	1	6
Walt Allen	1	0-0	0-0	0-0	0	0	0	0	0	0	0
Jay Reynolds	11	0-0	0-0	1-2	1	0	1	0	0	1	1
Team					0						
Totals	22-46	8-17	10-16	20	11	15	2	3	16	62	

MARQUETTE	min	fg-a	3fg-a	ft-a	reb	ast	to	bk	st	pf	pts
Joseph Fulce	18	3-4	0-0	0-0	5	3	0	0	0	1	6
Lazar Hayward	29	9-15	2-3	3-4	7	1	0	1	3	3	23
Jimmy Butler	28	5-8	0-1	6-7	8	5	0	0	2	0	16
David Cubillan	18	3-3	2-2	2-2	1	3	1	0	0	1	10
Dwight Buycks	28	6-9	1-3	1-1	4	3	1	0	0	0	14
Darius Johnson-Odom	20	6-9	3-3	0-0	1	4	0	0	0	1	15
Maurice Acker	22	5-10	2-5	2-2	0	1	1	0	1	2	14
Erik Williams	15	2-6	0-0	0-1	6	2	0	0	0	2	4
Robert Frozema	7	0-0	0-0	0-0	1	1	1	0	0	1	0
Youssoupha Mbao	15	0-0	0-0	0-0	1	1	0	1	1	1	0
Team					0						
Totals	39-64	10-17	14-17	34	24	4	2	7	12	102	

Halftime: MU 49-28. **Dead Ball Rebounds:** PC 3-1. **Technical:** None. **Officials:** Bernard Clinton, Brent Hampton, Lamar Simpson. **Attendance:** 14,321.

West Virginia 63, Marquette 62

Dec. 29, 2009 Morgantown, W.V.

West Virginia	min	fg-a	3fg-a	ft-a	reb	ast	to	bk	st	pf	pts
Kevin Jones	37	8-13	2-2	0-0	3	1	1	1	0	3	18
Wellington Smith	25	0-6	0-1	0-0	3	0	3	2	1	2	0
John Flowers	13	1-3	0-1	1-1	7	3	4	0	0	2	17
Da'Sean Butler	38	8-13	0-1	1-1	7	3	4	0	0	2	17
Devin Ebanks	40	8-12	1-1	2-2	8	4	1	0	1	1	19
Cam Thoroughman	7	0-0	0-0	0-0	0	1	0	0	1	0	0
Joe Mazzulla	17	1-2	0-0	0-1	3	1	2	0	3	2	2
Darryl Bryant	11	1-3	0-0	0-0	3	4	1	1	0	0	2
Dan Jennings	1	0-0	0-0	0-0	0	0	1	0	0	1	0
Casey Mitchell	11	1-3	1-2	0-0	2	0	1	0	0	0	3
Team					1						
Totals	28-56	4-8	3-4	34	16	16	4	6	13	63	

MARQUETTE	min	fg-a	3fg-a	ft-a	reb	ast	to	bk	st	pf	pts
Joseph Fulce	10	0-1	0-0	0-0	0	1	0	0	0	1	0
Lazar Hayward	36	9-20	4-7	2-2	4	0	2	0	2	1	24
Jimmy Butler	37	3-5	1-1	2-3	3	3	1	1	1	2	9
David Cubillan	20	1-3	1-3	0-0	0	0	1	0	1	0	3
Dwight Buycks	37	2-5	0-0	3-4	4	4	0	0	1	3	7
Darius Johnson-Odom	34	5-12	3-4	1-3	6	1	2	1	2	1	14
Maurice Acker	23	2-4	1-1	0-0	3	4	2	0	0	2	5
Yousoupha Mbao	3	0-0	0-0	0-0	0	0	0	0	0	1	0
Team					2						
Totals	22-50	10-16	8-12	22	13	9	2	7	11	62	

Halftime: MU 37-33. **Dead Ball Rebounds:** WVU 2-1. **Technical:** None. **Officials:** Jim Burr, Karl Hess, Wally Rutecki. **Attendance:** 12,872.

Villanova 74, Marquette 72

Jan. 2, 2010 Milwaukee, Wis.

Villanova	min	fg-a	3fg-a	ft-a	reb	ast	to	bk	st	pf	pts
Antonio Pena	26	2-6	0-0	0-1	5	0	3	0	0	1	4
Scottie Reynolds	30	8-12	3-5	4-6	0	1	1	0	0	1	23
Corey Fisher	21	3-7	0-1	0-0	4	4	1	0	1	0	6
Reggie Redding	36	3-11	0-2	5-8	8	3	1	0	0	3	11
Corey Stokes	19	1-5	0-1	0-0	2	1	0	0	1	4	2
Maalik Wayns	26	5-8	0-0	6-7	2	2	0	0	0	3	16
Dominic Cheek	7	1-2	0-0	0-0	2	0	0	0	0	0	2
Maurice Sutton	1	0-0	0-0	0-0	0	0	0	0	0	0	0
Taylor King	20	3-5	0-1	0-0	6	2	1	0	0	4	6
Isaiah Armwood	14	2-3	0-0	0-0	2	0	0	0	0	1	4
Team					2						
Totals	28-59	3-10	15-22	33	13	7	0	2	17	74	

MARQUETTE	min	fg-a	3fg-a	ft-a	reb	ast	to	bk	st	pf	pts
Joseph Fulce	9	1-1	0-0	0-0	4	0	1	0	1	12	2
Lazar Hayward	37	5-10	2-7	5-6	14	3	1	1	1	4	17
Jimmy Butler	39	5-12	1-3	8-9	7	2	1	0	0	3	19
David Cubillan	36	4-7	2-5	0-0	1	0	0	0	0	3	10
Dwight Buycks	36	5-14	1-4	4-4	1	2	3	0	2	4	15
Darius Johnson-Odom	17	1-6	0-2	2-4	0	3	1	0	1	5	4
Maurice Acker	26	1-4	1-3	2-3	2	5	1	0	0	2	5
Team					8						
Totals	22-54	7-24	21-26	36	16	8	1	5	22	72	

Halftime: VU 35-34. **Dead Ball Rebounds:** MU 3-2. **Technical:** None. **Officials:** Jeff Clark, Ed Corbett, Tim Clougherty. **Attendance:** 18,093.

Georgetown 59, Marquette 62

Jan. 6, 2010 Milwaukee, Wis.

Georgetown	min	fg-a	3fg-a	ft-a	reb	ast	to	bk	st	pf	pts
Julian Vaughn	27	6-9	0-1	0-0	2	1	2	2	0	2	12
Greg Monroe	34	4-6	0-0	1-2	10	3	4	2	2	3	9
Chris Wright	35	3-8	1-3	2-2	3	7	1	0	1	2	9
Austin Freeman	38	6-13	2-4	6-6	3	6	2	0	0	1	20
Jason Clark	36	2-6	1-3	2-3	4	0	2	1	2	3	7
Hollis Thompson	24	1-2	0-1	0-0	2	0	1	0	1	2	2
Jerrelle Benimon	3	0-1	0-0	0-0	0	0	1	0	0	2	0
Henry Sims	3	0-0	0-0	0-0	0	0	0	0	0	0	0
Team					4						
Totals	22-45	4-12	11-13	28	17	13	5	6	15	59	

MARQUETTE	min	fg-a	3fg-a	ft-a	reb	ast	to	bk	st	pf	pts
Joseph Fulce	10	0-3	0-0	2-2	6	0	0	0	0	2	2
Lazar Hayward	37	4-16	2-7	2-2	11	2	2	0	4	4	12
Jimmy Butler	38	2-7	1-2	4-4	6	4	2	1	0	2	9
David Cubillan	29	6-7	6-6	0-0	1	3	2	0	0	0	18
Dwight Buycks	39	4-10	2-5	0-0	1	3	2	0	0	0	18
Darius Johnson-Odom	22	3-7	1-5	0-0	2	4	0	0	3	2	7
Maurice Acker	14	2-4	0-1	0-1	1	0	0	0	1	2	4
Erik Williams	7	0-0	0-0	0-0	0	1	0	0	0	1	0
Yousoupha Mbao	4	0-0	0-0	0-0	1	0	0	1	0	1	0
Team					3						
Totals	21-54	12-26	8-9	31	16	9	2	8	16	62	

Halftime: MU 32-30. **Dead Ball Rebounds:** 0-0. **Technical:** MU (Bench). **Officials:** John Gaffney, Jim Haney, Karl Hess. **Attendance:** 15,984.

Villanova 78, Marquette 76

Jan. 9, 2010 Villanova, Pa.

Villanova	min	fg-a	3fg-a	ft-a	reb	ast	to	bk	st	pf	pts
Antonio Pena	20	3-6	0-0	5-5	4	1	0	1	0	3	11
Scottie Reynolds	35	3-6	2-3	7-9	0	4	3	0	1	0	15
Corey Fisher	20	5-10	1-2	0-1	2	4	4	0	1	4	11
Reggie Redding	36	5-9	0-1	0-0	5	2	1	0	2	4	10
Corey Stokes	28	6-11	4-8	0-0	0	2	0	0	1	2	16
Maalik Wayns	20	2-2	0-0	2-2	1	2	2	0	1	2	6
Moupttaou Yarou	5	0-0	0-0	0-0	1	0	0	0	0	2	0
Dominic Cheek	15	1-1	0-0	1-2	5	1	0	0	0	0	3
Taylor King	17	3-4	0-1	0-0	6	1	2	0	0	2	6
Isaiah Armwood	4	0-0	0-0	0-0	0	0	0	0	0	1	0
Team					3						
Totals	28-49	7-15	15-19	27	17	12	1	6	20	78	

MARQUETTE	min	fg-a	3fg-a	ft-a	reb	ast	to	bk	st	pf	pts
Joseph Fulce	14	4-5	1-1	0-0	2	0	0	0	0	3	9

Marquette Game Notes



Page 12

DePaul 51, Marquette 50	
Jan. 20, 2010 Chicago, Ill.	
DePaul	min fg-a 3fg-a ft-a reb ast to bk st pf pts
Devin Hill	31 2-7 0-1 0-0 2 1 2 3 1 5 4
Eric Wallace	30 3-8 0-0 0-0 7 0 1 1 1 4 6
Krys Faber	35 2-3 0-0 0-2 10 1 2 1 2 3 4
Jeremiah Kelly	35 5-12 1-6 0-0 1 3 0 0 1 1 11
Will Walker	40 7-16 2-7 1-3 2 1 3 0 1 2 17
Mike Stovall	23 3-6 1-2 2-2 5 0 1 0 3 1 9
Tony Freeland	6 0-0 0-0 0-0 0 1 0 0 0 1 0
Kene Obi	1 0-0 0-0 0-0 0 0 0 0 0 0 0
Team	4
Totals	22-52 4-16 3-7 31 7 9 5 9 17 51
MARQUETTE	min fg-a 3fg-a ft-a reb ast to bk st pf pts
Lazar Hayward	37 4-10 1-3 5-6 8 1 3 0 0 3 14
Jimmy Butler	37 2-4 0-0 4-6 7 1 1 0 2 0 8
Darius Johnson-Odom	24 2-9 1-5 2-2 1 5 4 0 0 2 7
Maurice Acker	29 3-4 0-0 0-0 1 2 1 0 2 3 6
David Cubillan	37 2-3 1-1 0-1 4 2 0 0 0 1 5
Joseph Fulce	6 1-3 0-0 1-2 2 0 0 1 0 0 3
Dwight Buycks	30 3-8 1-3 0-0 4 0 1 0 1 1 7
Team	2
Totals	17-41 4-12 12-17 29 11 10 1 5 10 50

Halftime: MU 32-26. **Dead Ball Rebounds:** MU 2-1. **Technical:** None. **Officials:** Doug Simrons, Clarence Armstrong, Ed Hightower. **Attendance:** 10,115.

Syracuse 76, Marquette 71	
Jan. 23, 2010 Syracuse, N.Y.	
Syracuse	min fg-a 3fg-a ft-a reb ast to bk st pf pts
Rick Jackson	26 5-5 0-0 2-4 5 1 5 7 1 0 12
Wes Johnson	40 9-15 1-3 3-4 15 1 6 1 2 1 22
Arinze Onuaku	18 6-7 0-0 0-0 5 2 2 0 0 4 12
Andy Rautins	36 0-2 0-2 0-0 1 6 4 1 3 2 0
Brandon Triche	27 3-5 0-2 1-1 2 5 1 0 0 0 7
Scoop Jardine	20 3-8 0-1 3-5 4 5 2 0 2 2 9
Kris Joseph	33 5-11 0-0 4-5 11 3 2 1 0 4 14
Team	3
Totals	31-53 1-8 13-19 46 23 22 10 8 13 76
MARQUETTE	min fg-a 3fg-a ft-a reb ast to bk st pf pts
Joseph Fulce	9 1-5 0-0 0-0 1 0 0 0 2 4 2
Lazar Hayward	39 7-16 1-5 1-1 8 1 3 0 1 4 16
Jimmy Butler	37 4-9 1-1 4-5 6 1 1 0 0 4 13
Maurice Acker	32 4-8 4-5 0-0 0 6 1 0 0 2 12
David Cubillan	27 1-7 0-4 0-0 2 1 0 0 1 1 2
Darius Johnson-Odom	32 5-14 3-6 4-7 1 2 2 0 1 1 17
Junior Cadougan	8 0-2 0-1 0-0 2 2 1 0 0 2 0
Erik Williams	1 0-0 0-0 0-0 0 0 0 0 0 0 0
Dwight Buycks	16 4-6 1-3 0-0 1 2 1 0 2 2 9
Team	0
Totals	26-67 10-25 9-13 21 15 9 0 7 20 76

Halftime: 34-34. **Dead Ball Rebounds:** 3-3. **Technical:** None. **Officials:** Jim Burr, Michael Stephens, James Breeding. **Attendance:** 29,011.

Rutgers 59, Marquette 82	
Jan. 26, 2010 Milwaukee, Wis.	
Rutgers	min fg-a 3fg-a ft-a reb ast to bk st pf pts
Dane Miller	32 4-12 2-5 4-4 6 3 1 0 1 4 14
Jonathan Mitchell	35 4-14 2-7 0-0 4 2 2 1 0 2 10
Hamady Ndiaye	36 3-8 0-0 0-0 12 2 2 3 2 4 6
Mike Rosario	35 6-11 2-5 2-3 5 0 6 0 0 0 16
James Beatty	30 4-6 1-2 0-0 0 3 3 0 2 1 9
Austin Johnson	9 1-2 0-0 0-1 4 0 0 0 0 2 2
Patrick Jackson	8 1-2 0-0 0-0 1 1 1 0 0 1 2
Muhammed Hasani	5 0-0 0-0 0 1 0 1 0 0 0 0
Mike Coburn	10 0-0 0-0 0-0 0 1 3 0 0 0 0
Team	1
Totals	23-55 7-19 6-8 34 12 19 4 5 14 59
MARQUETTE	min fg-a 3fg-a ft-a reb ast to bk st pf pts
Lazar Hayward	28 5-13 2-2 0-0 12 2 4 1 2 3 12
Jimmy Butler	36 5-9 0-1 6-7 8 2 0 1 1 0 16
Darius Johnson-Odom	31 7-14 2-4 0-1 2 2 1 0 1 1 16
Maurice Acker	27 5-8 4-5 0-0 1 5 1 0 2 2 14
David Cubillan	32 2-5 0-2 0-0 1 4 0 0 0 2 4
Junior Cadougan	7 0-3 0-1 2-2 1 0 0 0 0 0 2
Erik Williams	5 0-0 0-0 0-2 1 0 0 0 0 1 0
Joseph Fulce	11 5-6 1-1 2-2 3 0 2 1 2 3 13
Dwight Buycks	21 2-7 0-1 1-2 4 2 0 0 4 1 5
Robert Frozema	2 0-0 0-0 0-0 0 0 0 0 0 0 0
Team	2
Totals	31-65 9-17 11-16 35 17 9 3 12 13 82

Halftime: MU 44-21. **Dead Ball Rebounds:** MU 2-0. **Technical:** None. **Officials:** Tim Higgins, Bryan Kersey, Gene Steratore. **Attendance:** 16,793.

Connecticut 68, Marquette 70	
Jan. 30, 2010 Hartford, Conn.	
Connecticut	min fg-a 3fg-a ft-a reb ast to bk st pf pts
Ater Majok	18 3-6 0-0 1-2 7 0 2 4 0 3 7
Stanley Robinson	33 5-11 1-1 2-2 8 0 1 1 0 2 13
Alex Oriakhi	12 2-4 0-0 1-2 2 0 3 0 0 2 5
Jerome Dyson	36 7-10 1-2 3-4 4 3 3 2 0 3 18
Kemba Walker	36 6-12 1-2 2-4 2 6 2 1 0 0 15
Donnell Beverly	12 0-1 0-0 0-0 2 0 0 0 0 1 0
J. Coombs-McDaniel	9 0-1 0-1 1-2 0 0 0 1 1 0 1
Darius Smith	2 0-0 0-0 0-0 0 1 0 0 0 0 0
Gavin Edwards	37 1-3 0-0 7-8 14 1 2 2 0 2 9
Charles Okwandu	5 0-1 0-0 0-0 2 0 2 0 0 1 0
Team	3
Totals	24-49 3-6 17-24 44 10 16 11 1 14 68
MARQUETTE	min fg-a 3fg-a ft-a reb ast to bk st pf pts
Lazar Hayward	31 9-18 4-8 0-0 3 0 1 1 0 5 20
Jimmy Butler	37 6-12 0-1 9-12 7 0 0 1 0 3 21
Darius Johnson-Odom	35 4-12 3-7 4-6 1 2 0 0 1 3 15
Maurice Acker	36 2-7 0-2 0-0 1 6 0 0 1 2 4
David Cubillan	35 3-6 2-4 0-0 0 5 0 0 2 0 8
Erik Williams	5 0-2 0-0 0-0 1 0 0 0 0 1 0
Joseph Fulce	5 0-1 0-0 0-0 2 0 0 0 0 4 0
Dwight Buycks	16 1-4 0-2 0-0 3 1 1 0 0 1 2
Team	7
Totals	24-63 9-24 13-18 25 14 3 2 4 19 70

Halftime: MU 34-29. **Dead Ball Rebounds:** UConn 4-3. **Technical:** None. **Officials:** Brian O'Connell, Tim Clougherty, Wally Rutecki. **Attendance:** 14,338.

DePaul 69, Marquette 80	
Feb. 3, 2010 Milwaukee, Wis.	
DePaul	min fg-a 3fg-a ft-a reb ast to bk st pf pts
Mike Stovall	32 0-3 0-1 0-0 3 3 3 0 2 0 0
Mac Koshwal	34 6-11 0-0 6-9 11 2 3 0 3 4 18
Krys Faber	5 1-1 0-0 0-0 0 0 0 0 0 4 2
Michael Bizoukas	18 0-3 0-0 0-1 1 1 0 0 1 3 0
Will Walker	40 5-20 1-9 2-2 5 3 0 0 0 4 13
Devin Hill	17 2-4 1-2 1-2 0 0 0 2 0 4 6
Nate Rogers	16 1-4 0-1 6-6 2 1 2 0 2 1 8
Mario Stula	1 0-0 0-0 0-0 0 0 0 0 0 1 0
Jeremiah Kelly	12 2-7 0-3 0-1 2 0 1 0 0 0 4
Tony Freeland	7 3-3 0-0 1-4 3 1 0 0 0 4 7
Eric Wallace	18 4-5 0-0 3-4 5 0 0 1 2 4 11
Team	0
Totals	24-61 2-16 19-29 32 11 11 3 10 29 69
MARQUETTE	min fg-a 3fg-a ft-a reb ast to bk st pf pts
Lazar Hayward	29 5-13 2-4 7-8 14 2 2 1 3 4 19
Jimmy Butler	31 2-5 0-1 14-16 6 3 0 0 0 2 18
Darius Johnson-Odom	30 7-11 3-6 4-5 2 2 5 0 1 4 21
Maurice Acker	36 1-9 1-4 2-2 3 3 2 0 1 3 5
David Cubillan	34 1-5 0-3 0-0 0 1 1 0 0 3 2
Junior Cadougan	4 0-0 0-0 1-2 0 0 0 0 0 0 1
Erik Williams	7 0-1 0-0 0-1 4 0 0 0 0 0 0
Joseph Fulce	17 0-2 0-0 0-0 6 0 0 0 0 4 0
Dwight Buycks	16 3-4 0-1 8-10 2 1 3 0 0 4 14
Team	3
Totals	19-50 6-19 36-44 40 12 13 1 15 24 80

Halftime: MU 32-19. **Dead Ball Rebounds:** DU 6-5. **Technical:** None. **Officials:** Bill McCarthy, Chris Beaver, Jamie Luckie. **Attendance:** 15,151.

Providence 79, Marquette 82	
Feb. 6, 2010 Providence, R.I.	
Providence	min fg-a 3fg-a ft-a reb ast to bk st pf pts
Jamie Peterson	35 11-20 1-3 5-6 11 1 3 0 1 3 28
Bilal Dixon	33 6-11 0-0 1-3 14 2 4 3 2 4 13
Marshon Brooks	25 2-6 0-3 0-0 4 2 4 0 1 3 4
Sharaul Curry	35 9-15 5-9 0-0 3 2 0 0 1 2 23
Brian McKenzie	14 1-3 0-1 0-0 0 2 1 0 0 0 2
Duke Mondy	10 0-2 0-2 0-0 0 2 0 0 0 1 0
Johnnie Lacy	3 0-0 0-0 0-0 0 0 0 0 0 0 0
Kyle Wright	12 0-3 0-2 0-0 1 2 0 0 0 1 0
Vincent Council	33 3-8 0-2 3-6 3 7 1 0 1 1 9
Team	3
Totals	32-68 6-22 9-15 39 20 13 3 6 15 79
MARQUETTE	min fg-a 3fg-a ft-a reb ast to bk st pf pts
Lazar Hayward	39 10-18 5-9 3-4 9 4 2 1 4 3 28
Jimmy Butler	37 8-12 1-1 2-2 7 1 2 0 1 2 19
Darius Johnson-Odom	27 4-9 2-4 2-4 3 4 3 2 1 2 13
Maurice Acker	32 1-5 0-4 0-0 1 4 0 0 1 3 2
David Cubillan	34 4-8 2-6 3-3 1 4 2 0 0 2 13
Erik Williams	2 0-0 0-0 0-0 0 0 0 0 0 1 0
Joseph Fulce	4 0-0 0-0 0-0 0 1 0 0 0 0 0
Dwight Buycks	25 3-6 1-2 1-2 5 2 1 1 0 2 8
Team	3
Totals	30-58 11-26 11-15 29 19 11 4 7 15 82

Halftime: PC 40-36. **Dead Ball Rebounds:** PC 4-1. **Technical:** None. **Officials:** John Cahill, Bob Donato, Paul Faia. **Attendance:** 12,061.

Marquette Game Notes



Page 13

USF 52, Marquette 63	
Feb. 13, 2010 Milwaukee, Wis.	
USF	min fg-a 3fg-a ft-a reb ast to bk st pf pts
Jarrid Famous	26 6-7 0-0 0-0 10 2 1 0 0 5 12
Toarlyn Fitzpatrick	24 0-2 0-0 0-0 4 2 0 0 0 2 0
Chris Howard	35 5-12 1-4 0-0 5 5 2 0 0 1 11
Dominique Jones	39 6-21 1-7 3-4 9 1 5 2 0 4 16
Mike Mercer	28 2-10 1-3 1-2 7 1 1 0 0 1 6
Anthony Crater	19 0-4 0-3 0-0 1 2 2 0 1 2 0
Alex Rivas	4 0-0 0-0 0-0 0 0 0 0 0 0 0
Ryan Kardok	1 0-0 0-0 0-0 0 0 0 0 0 1 0
Shaun Noriega	1 0-0 0-0 0-0 0 0 0 0 0 0 0
Augustus Gilchrist	23 3-6 1-3 0-0 4 0 1 0 0 2 7
Team	2
Totals	22-62 4-20 4-6 42 13 12 2 1 18 52
MARQUETTE	min fg-a 3fg-a ft-a reb ast to bk st pf pts
Lazar Hayward	37 6-15 0-4 6-8 14 0 0 2 3 2 18
Jimmy Butler	37 4-11 0-0 7-9 6 2 0 0 0 4 15
Darius Johnson-Odom	31 1-5 1-4 0-2 1 0 1 1 0 2 3
Maurice Acker	37 6-9 2-3 0-1 2 6 0 0 0 1 14
David Cubillan	34 4-7 3-5 0-0 3 3 1 0 0 2 11
Joseph Fulce	5 0-0 0-0 0-0 0 0 0 0 0 0 0
Dwight Buycks	19 1-4 0-0 0-0 2 0 2 0 0 3 2
Team	2
Totals	22-51 6-16 13-20 30 11 6 3 8 12 63

Halftime: MU 31-27. **Dead Ball Rebounds:** MU 4-2.
Technical: MU (Bench). **Officials:** Pat Driscoll, Jim Haney, Brian O'Connell. **Attendance:** 18,064.

Pittsburgh 58, Marquette 51	
Feb. 18, 2010 Milwaukee, Wis.	
Pittsburgh	min fg-a 3fg-a ft-a reb ast to bk st pf pts
Nasir Robinson	22 4-6 1-1 1-2 6 4 0 0 0 1 10
Gary McGhee	29 5-5 0-0 0-0 5 1 0 6 1 3 10
Ashton Gibbs	31 0-6 0-4 2-2 3 1 1 0 1 0 2
Brad Wanamaker	35 4-5 0-1 2-2 4 4 7 1 1 3 10
Jermaine Dixon	33 4-10 2-5 0-0 7 2 3 0 1 0 10
Travon Woodall	17 2-3 1-2 0-1 1 1 2 0 1 1 5
Gilbert Brown	23 1-4 0-1 3-5 2 5 1 1 0 4 5
Dante Taylor	8 3-3 0-0 0-0 1 1 0 0 1 2 6
J.J. Richardson	2 0-0 0-0 0-0 1 0 0 0 0 0 0
Team	3
Totals	23-42 4-14 8-12 33 19 15 8 6 14 58
MARQUETTE	min fg-a 3fg-a ft-a reb ast to bk st pf pts
Lazar Hayward	36 4-17 2-5 1-1 6 1 2 0 3 3 11
Jimmy Butler	37 6-11 0-0 2-6 7 2 1 0 2 1 14
Darius Johnson-Odom	36 5-12 2-5 1-1 6 1 3 0 2 2 13
Maurice Acker	29 2-7 1-5 0-0 5 4 1 0 0 4 5
David Cubillan	29 1-5 0-3 0-0 2 1 1 0 0 3 2
Erik Williams	2 0-0 0-0 0-0 0 0 0 0 0 0 0
Joseph Fulce	5 0-1 0-0 0-0 1 0 0 0 0 2 0
Dwight Buycks	26 3-7 0-1 0-1 1 0 2 0 4 1 6
Team	2
Totals	21-60 5-19 4-9 30 9 10 0 11 16 51

Halftime: PITT 31-25. **Dead Ball Rebounds:** 2-2.
Technical: None. **Officials:** Bob Donato, John Gaffney, Tony Greene. **Attendance:** 16,486.

Cincinnati 76, Marquette 79 (OT)	
Feb. 21, 2010 Cincinnati, Ohio	
Cincinnati	min fg-a 3fg-a ft-a reb ast to bk st pf pts
Rashad Bishop	27 7-12 2-6 1-2 5 1 1 1 0 2 17
Ibrahima Thomas	23 2-5 0-0 4-6 6 1 0 1 1 2 8
Steve Toyloy	11 1-1 0-0 0-0 2 0 2 0 0 2 2
Cashmere Wright	25 1-4 0-1 0-0 3 4 2 0 0 4 2
Lance Stephenson	11 1-4 0-0 0-0 1 0 1 0 0 1 2
Dion Dixon	32 4-8 3-4 1-4 3 3 0 0 2 2 12
Deonta Vaughn	36 3-8 0-3 0-2 6 7 2 0 0 1 6
Larry Davis	28 5-12 3-6 0-0 2 3 2 0 1 1 13
Yancy Gates	22 6-9 0-0 2-2 3 1 0 2 0 1 14
Team	3
Totals	30-63 8-20 8-16 34 20 10 4 4 16 76
MARQUETTE	min fg-a 3fg-a ft-a reb ast to bk st pf pts
Lazar Hayward	37 4-13 3-8 2-2 11 1 1 0 1 4 13
Jimmy Butler	43 5-9 1-2 9-10 7 3 3 1 2 1 20
Darius Johnson-Odom	40 8-15 3-7 1-1 3 1 5 0 1 1 20
Maurice Acker	38 1-5 1-3 4-4 4 6 0 0 0 2 7
David Cubillan	39 2-6 2-5 0-0 3 2 1 0 1 3 6
Junior Cadougan	4 0-0 0-0 0-0 0 1 1 0 0 0 0
Joseph Fulce	15 6-8 1-1 0-0 5 0 0 0 0 1 13
Dwight Buycks	9 0-1 0-1 0-0 0 0 0 0 0 1 0
Team	0
Totals	26-57 11-27 16-17 33 14 11 1 5 13 79

Halftime: UC 39-33. **Dead Ball Rebounds:** UC 3-2.
Technical: None. **Officials:** Mike Kitts, Gary Prager, Les Jones. **Attendance:** 10,192.

St. John's 61, Marquette 63 (OT)	
Feb. 24, 2010 Queens, N.Y.	
St. John's	min fg-a 3fg-a ft-a reb ast to bk st pf pts
Anthony Mason Jr.	33 4-8 0-2 0-0 6 1 3 1 0 4 8
Sean Evans	18 2-7 0-0 0-0 7 0 1 0 0 1 4
DJ Kennedy	39 5-10 1-3 9-11 2 2 1 1 0 1 20
Malik Boothe	37 2-7 1-1 0-0 5 4 2 0 0 3 5
Paris Home	24 2-4 0-2 0-0 0 0 2 0 1 3 4
Dwight Hardy	36 5-11 2-4 0-0 3 0 2 0 1 3 4
Justin Burrell	25 1-4 0-2 2-2 9 5 4 1 0 5 4
Malik Stith	8 1-1 0-0 0-0 0 0 0 0 0 1 2
Justin Brownlee	15 1-3 0-0 0-0 4 1 2 1 0 4 2
Team	2
Totals	23-55 4-14 11-13 38 13 15 4 2 23 61
MARQUETTE	min fg-a 3fg-a ft-a reb ast to bk st pf pts
Lazar Hayward	38 8-15 0-5 6-6 7 2 1 0 1 4 22
Jimmy Butler	43 4-14 1-2 9-12 8 0 0 1 0 1 18
Darius Johnson-Odom	37 2-12 2-5 1-2 4 1 1 0 1 3 7
Maurice Acker	34 3-8 1-2 0-1 3 3 1 0 1 3 7
David Cubillan	25 0-4 0-3 0-0 2 2 2 0 1 3 0
Junior Cadougan	6 0-1 0-0 0-0 0 0 0 0 1 0 0
Joseph Fulce	22 1-2 1-1 0-0 5 0 0 0 0 2 3
Dwight Buycks	20 3-5 0-0 0-0 2 2 3 0 3 0 6
Team	2
Totals	21-61 5-18 16-21 36 10 8 1 8 16 63

Halftime: STJ 29-25. **Dead Ball Rebounds:** MU 4-1.
Technical: None. **Officials:** Ed Corbett, Gene Steratore, Pat Driscoll. **Attendance:** 4,424.

Seton Hall 83, Marquette 84 (OT)	
Feb. 28, 2010 Newark, N.J.	
Seton Hall	min fg-a 3fg-a ft-a reb ast to bk st pf pts
Herb Pope	39 3-7 0-0 0-0 8 3 2 1 1 3 6
Robert Mitchell	9 0-1 0-1 0-0 1 0 1 1 0 1 0
John Garcia	2 0-0 0-0 0-0 0 0 0 0 0 0 0
Jordan Theodore	42 7-11 4-4 0-0 5 3 4 1 2 1 18
Eugene Harvey	39 5-12 0-1 3-5 7 9 1 0 1 4 13
Keon Lawrence	8 0-1 0-0 0-0 3 0 1 0 0 1 0
Jeremy Hazell	37 6-17 4-13 3-3 6 4 1 1 0 3 19
Jamel Jackson	2 0-1 0-1 0-0 0 0 0 0 0 0 0
Ferrakohn Hall	6 1-1 0-0 0-0 1 0 1 0 0 1 2
Jeff Robinson	41 11-15 0-0 3-5 4 1 3 1 0 4 25
Team	3
Totals	33-66 8-20 9-13 38 20 15 5 4 18 83
MARQUETTE	min fg-a 3fg-a ft-a reb ast to bk st pf pts
Lazar Hayward	43 7-17 4-11 5-6 8 1 2 3 1 3 23
Jimmy Butler	41 3-7 0-1 7-10 3 4 3 0 0 2 13
Darius Johnson-Odom	41 7-12 1-3 1-2 5 3 3 0 2 2 16
Maurice Acker	40 3-9 2-4 4-4 2 4 2 0 1 3 12
David Cubillan	44 6-12 2-6 2-3 4 3 0 1 2 2 16
Junior Cadougan	6 0-0 0-0 0-0 0 0 0 0 0 1 0
Erik Williams	2 0-0 0-0 0-0 0 0 1 0 0 0 0
Joseph Fulce	8 2-2 0-0 0-0 0 0 1 0 1 1 4
Team	6
Totals	28-59 9-25 19-25 28 15 12 5 7 14 84

Halftime: MU 34-26. **Dead Ball Rebounds:** MU 5-2.
Technical: Team (SHU). **Officials:** Tim Clougherty, Mike Kitts, Bill McCarthy. **Attendance:** 9,475.

Louisville 48, Marquette 69	
March 2, 2010 Milwaukee, Wis.	
Louisville	min fg-a 3fg-a ft-a reb ast to bk st pf pts
Kyle Kuric	21 2-3 2-3 0-0 2 0 1 0 0 2 6
Jared Swopshire	20 2-5 1-2 0-0 5 1 3 0 2 1 5
Samardo Samuels	24 2-5 0-0 0-0 6 1 5 2 1 2 4
Edgar Sosa	25 4-10 1-3 0-0 2 3 3 0 2 4 9
Jerry Smith	25 2-6 1-3 0-0 1 0 1 0 1 2 5
Preston Knowles	11 0-3 0-1 0-0 1 1 0 0 2 1 0
Peyton Siva	15 0-2 0-1 0-0 0 1 2 0 0 3 0
Rakeem Buckles	20 3-7 0-0 1-2 4 1 0 0 0 2 7
Reginald Delk	14 2-5 1-3 0-0 2 1 1 0 0 0 5
Terrance Jennings	16 2-5 0-0 0-0 5 2 0 1 0 0 4
Mike Marra	9 1-3 1-3 0-0 0 0 0 0 0 0 3
Team	0
Totals	20-54 7-19 1-2 28 11 16 3 8 17 48
MARQUETTE	min fg-a 3fg-a ft-a reb ast to bk st pf pts
Lazar Hayward	32 2-11 0-4 4-4 5 2 2 0 3 3 8
Jimmy Butler	27 2-4 0-1 4-6 5 3 1 0 1 3 8
Darius Johnson-Odom	38 8-12 4-6 2-3 7 0 3 0 0 0 22
Maurice Acker	36 4-8 2-4 5-6 3 3 2 0 2 0 15
David Cubillan	39 2-5 1-2 0-0 1 4 1 0 3 0 5
Junior Cadougan	4 0-0 0-0 0-0 0 1 1 0 0 0 0
Erik Williams	6 0-0 0-0 0-0 1 0 1 0 0 2 0
Joseph Fulce	18 4-6 0-1 3-3 6 1 1 0 0 1 11
Team	2
Totals	22-46 7-18 18-22 30 14 13 0 9 9 69

Halftime: MU 33-23. **Dead Ball Rebounds:** MU 4-1.
Technical: None. **Officials:** Bob Donato, Pat Driscoll, Tim Higgins. **Attendance:** 16,281.

Marquette Game Notes



Page 14

Notre Dame 63, Marquette 60 (OT)

March 6, 2010

Milwaukee, Wis.

Notre Dame	min	fg-a	3fg-a	ft-a	reb	ast	to	bk	st	pf	pts
Tyrone Nash	37	3-5	0-0	7-10	9	3	3	0	2	4	13
Tim Abromaitis	41	5-16	1-8	7-8	9	3	2	0	0	0	18
Carleton Scott	42	5-10	1-3	3-4	13	1	3	0	0	2	14
Tory Jackson	45	4-9	1-4	0-0	1	1	2	0	2	3	9
Ben Hansbrough	42	1-6	0-5	2-2	2	3	4	0	1	4	4
Jonathan Peoples	7	0-2	0-1	0-0	0	0	0	0	0	0	0
Luke Harangody	11	2-4	0-0	1-1	2	0	0	0	0	1	5
Team					2						
Totals	20-52	3-21	20-25	38	11	14	0	5	14	63	

MARQUETTE	min	fg-a	3fg-a	ft-a	reb	ast	to	bk	st	pf	pts
Lazar Hayward	32	8-14	1-6	1-2	4	0	3	2	1	5	18
Jimmy Butler	43	5-10	1-2	5-6	8	3	3	0	4	5	16
Darius Johnson-Odom	41	4-11	0-4	4-4	5	4	1	0	2	4	12
Maurice Acker	43	1-7	1-4	2-2	3	6	1	0	2	3	5
David Cubillan	42	2-7	1-6	0-0	3	3	0	0	2	4	5
Junior Cadougan	2	0-0	0-0	0-0	0	0	0	0	0	0	0
Joseph Fulce	20	2-4	0-1	0-0	3	0	0	1	0	0	4
Dwight Buycks	2	0-0	0-0	0-0	0	0	0	0	0	0	0
Team					1						
Totals	22-53	4-23	12-14	26	16	8	3	11	22	60	

Halftime: 26-26. **Dead Ball Rebounds:** UND 3-0.
Technical: MU (Bench). **Officials:** Jim Burr, Earl Waltson, James Breeding. **Attendance:** 18,942.

Marquette Game Notes

Page 15



All-Time Career Leaders

Games Played

1.	134	LAZAR HAYWARD	2006-10
2.	130	Jerel McNeal	2005-09
3.	129	Dominic James	2005-09
	129	DAVID CUBILLAN	2006-10
5.	127	Ousmane Barro	2004-08
	127	Wesley Matthews	2005-09
7.	126	Steve Novak	2002-06
	126	Joe Chapman	2002-06
	126	Scott Merritt	2000-04
10.	125	Roney Eford	1992-96

Points

1.	1985	Jerel McNeal	2005-09
2.	1784	LAZAR HAYWARD	2006-10
3.	1773	George Thompson	1966-69
4.	1749	Dominic James	2005-09
5.	1735	Butch Lee	1974-78
6.	1691	Travis Diener	2001-05
7.	1690	Brian Wardle	1997-01
8.	1688	Tony Smith	1986-90
9.	1673	Wesley Matthews	2005-09
10.	1663	Bo Ellis	1973-77

Scoring Average

1.	20.4	George Thompson	1966-69
2.	19.7	Dwyane Wade	2001-03
3.	19.0	Jim Chones	1970-72
4.	18.8	Dean Meminger	1968-71
5.	18.6	Don Kojis	1958-61
6.	18.6	Mike Moran	1956-59
7.	18.3	Bob Wolf	1964-67
8.	17.0	Terry Rand	1953-56
9.	16.4	Tom Flynn	1963-66
10.	16.2	Ron Glaser	1960-63

Field Goals Made

1.	726	Jerel McNeal	2005-09
2.	674	Bo Ellis	1973-77
3.	666	Butch Lee	1974-78
4.	656	George Thompson	1966-69
5.	641	LAZAR HAYWARD	2006-10
6.	627	Damon Key	1990-94
7.	626	Dominic James	2005-09
8.	615	Tony Smith	1987-90
9.	603	Don Kojis	1958-61
10.	572	Dean Meminger	1968-71

Field Goals Attempted

1.	1649	Jerel McNeal	2005-09
2.	1535	Dominic James	2005-09
3.	1430	Brian Wardle	1997-01
4.	1422	LAZAR HAYWARD	2006-10
5.	1403	Butch Lee	1974-78
6.	1400	Don Kojis	1958-61
7.	1383	Bo Ellis	1973-77
8.	1350	George Thompson	1966-69
9.	1272	Tom Flynn	1963-66
10.	1252	Roney Eford	1992-96

Field Goal Percentage (min. 450 FGA)

1.	58.8%	Ric Cobb	1968-70
2.	58.1%	Ousmane Barro	2005-08
3.	55.2%	Jim McIlvaine	1990-94
4.	54.8%	Jerome Whitehead	1975-78
5.	54.7%	Jim Chones	1970-72
6.	54.5%	Amal McCaskill	1991-92, 93-96
7.	53.4%	Tyrone Baldwin	1988-90
8.	53.1%	Ron Curry	1990-93
9.	52.1%	Trevor Powell	1987-91
10.	52.0%	Tony Smith	1986-71

3-Point Field Goals Made

1.	354	Steve Novak	2002-06
2.	284	Travis Diener	2001-05
3.	244	Robb Logterman	1990-94
4.	221	Aaron Hutchins	1994-98
5.	216	Mark Anglavar	1987-91
6.	211	Anthony Pieper	1993-97
7.	197	Brian Wardle	1997-01
8.	178	Tony Miller	1991-95
9.	169	John Cliff	1996-00
	169	Dominic James	2005-09

3-Point Field Goals Attempted

1.	768	Steve Novak	2002-06
2.	687	Travis Diener	2001-05
3.	595	Robb Logterman	1990-94
4.	592	Aaron Hutchins	1994-98
5.	581	Dominic James	2005-09
6.	564	Anthony Pieper	1993-97
7.	553	Brian Wardle	1997-01
8.	501	Mark Anglavar	1987-91
9.	486	John Cliff	1996-00
10.	482	Tony Miller	1991-95

3-Point Field Goal Percentage (min. 100 3FGA)

1.	46.1%	Steve Novak	2002-06
2.	43.1%	Mark Anglavar	1987-91
3.	42.9%	Tony Smith	1986-90
4.	41.5%	Mike Flory	1986-87, 88-89
5.	41.3%	Travis Diener	2001-05
6.	41.0%	Robb Logterman	1990-94
7.	40.5%	Dan Fitzgerald	2005-08
8.	40.0%	MAURICE ACKER	2007-10
9.	38.5%	Roney Eford	1992-96
10.	38.3%	David Diggs	1998-02
11.	37.4%	Anthony Pieper	1993-97
12.	37.3%	Aaron Hutchins	1994-98
13.	37.0%	DAVID CUBILLAN	2006-10

Free Throws Made

1.	549	Wesley Matthews	2005-09
2.	493	Dean Meminger	1968-71
3.	457	George Thompson	1966-69
4.	406	Tony Smith	1986-90
5.	403	Butch Lee	1974-78
6.	393	Bob Wolf	1964-67
7.	390	Rube Schulz	1951-55
8.	385	Travis Diener	2001-05
9.	378	Damon Key	1990-94
10.	361	Russ Wittberger	1952-55

Free Throws Attempted

1.	762	Dean Meminger	1968-71
2.	687	Wesley Matthews	2005-09
3.	674	George Thompson	1966-69
4.	549	Bob Wolf	1964-67
5.	532	Rube Schulz	1951-55
6.	531	Terry Rand	1953-56
7.	529	Russ Wittberger	1951-55
	529	Dominic James	2005-09
9.	525	Mike Moran	1956-59
10.	517	Tony Smith	1986-90

Free Throw Percentage (min. 200 FTA)

1.	93.1%	Steve Novak	2002-06
2.	84.8%	Butch Lee	1974-78
3.	83.7%	Travis Diener	2001-05
4.	82.6%	Brian Brunkhorst	1964-68
5.	82.5%	Oliver Lee	1977-81
6.	81.3%	Bob Walczak	1951-52, 54-57
7.	81.1%	Brad Luchini	1965-68
	81.1%	Brian Wardle	1997-01
9.	79.9%	Robb Logterman	1990-94
	79.9%	Wesley Matthews	2005-09

Rebounds

1.	1222	Don Kojis	1958-61
2.	1085	Bo Ellis	1973-77
3.	978	Terry Rand	1953-56
4.	938	Walt Mangham	1957-60
5.	889	LAZAR HAYWARD	2006-10
6.	771	Tom Flynn	1963-66
7.	768	Paul Carbins	1964-67
8.	765	Trevor Powell	1987-91
9.	753	John Glaser	1955-58
10.	739	Damon Key	1990-94

Rebounding Average

1.	15.1	Don Kojis	1958-61
2.	12.7	Terry Rand	1953-56
3.	12.3	Walt Mangham	1957-60
4.	11.7	Jim Chones	1970-72
5.	10.7	Maurice Lucas	1972-74
6.	10.6	John Glaser	1955-58
7.	9.9	Tom Flynn	1963-66
8.	9.7	Paul Carbins	1964-67
	9.7	David Boone	1985-87
10.	9.6	Larry McNeill	1971-73

Assists

1.	956	Tony Miller	1991-95
2.	632	Dominic James	2005-09
3.	617	Travis Diener	2001-05
4.	550	Aaron Hutchins	1994-98
5.	480	Lloyd Walton	1973-76
6.	469	Tony Smith	1986-90
7.	455	Jerel McNeal	2005-09
8.	430	Cordell Henry	1998-02
9.	409	Glenn Rivers	1980-83
10.	408	Michael Sims	1984-88

Blocked Shots

1.	399	Jim McIlvaine	1990-94
2.	175	Amal McCaskill	1991-92, 93-96
3.	172	Faisal Abraham	1993-97
4.	119	Michael Wilson	1978-82
5.	113	Scott Merritt	2000-04
6.	103	Walter Downing	1984-86
7.	100	Ousmane Barro	2004-08
8.	93	Trevor Powell	1987-91
9.	89	Mike Bargaen	1995-99
10.	84	Tom Copa	1983-87

Steals

1.	287	Jerel McNeal	2005-09
2.	272	Michael Wilson	1978-82
3.	253	Mandy Johnson	1981-85
4.	238	Dominic James	2005-09
5.	203	Glenn Rivers	1980-83
6.	190	Tony Smith	1986-90
7.	188	Michael Sims	1984-88
8.	185	Tony Miller	1991-95
9.	165	Aaron Hutchins	1994-98
10.	158	Travis Diener	2001-05
	158	Kerry Trotter	1982-86

Wins

1.	101	Earl Tatum	1972-76
	101	Bo Ellis	1973-77
3.	99	Butch Lee	1974-78
	99	Gary Rosenberger	1974-78
5.	98	Bernard Toone	1975-79
6.	94	Dwight Burke	2005-09
	94	Dominic James	2005-09
	94	Wesley Matthews	2005-09
	94	Jerel McNeal	2005-09
	94	David Cubillan	2006-10
	94	Lazar Hayward	2006-10

Marquette Game Notes

Page 16



BIG EAST Championship Box Scores

Georgetown 62, Marquette 59												
March 9, 2006 New York, N.Y.												
GEORGETOWN	min	fg-a	3fg-a	ft-a	reb	ast	to	bk	st	pf	pts	
Brandon Bowman	29	3-8	0-2	8-8	7	2	1	2	1	3	14	
Jeff Green	38	6-13	0-0	4-6	9	5	4	2	1	1	16	
Roy Hibbert	17	1-6	0-0	0-0	3	0	2	0	0	2	2	
Ashanti Cook	38	5-12	2-3	4-6	5	2	1	0	1	1	16	
Jonathan Wallace	24	1-2	0-1	2-2	0	0	0	0	0	1	3	
Darrel Owens	34	3-7	0-4	0-0	2	0	0	0	0	1	2	
Jessie Sapp	18	1-2	0-0	0-0	7	0	0	0	0	3	2	
Tyler Crawford	2	1-1	0-0	0-0	0	0	0	0	0	0	2	
Team					2							
Totals	21-51	2-10	18-22	35	9	8	4	5	15	62		
MARQUETTE	min	fg-a	3fg-a	ft-a	reb	ast	to	bk	st	pf	pts	
Sieve Novak	36	6-11	6-9	0-0	5	0	1	1	1	5	18	
Ousmane Barro	20	2-3	0-0	0-0	1	0	0	1	0	1	4	
Dominic James	34	2-15	0-2	4-8	4	6	1	1	2	1	8	
Jerel McNeal	26	5-12	0-2	0-0	4	3	5	0	1	2	10	
Joe Chapman	22	1-2	0-1	0-0	2	0	0	0	1	1	2	
Dan Fitzgerald	16	1-2	1-2	0-0	0	1	1	0	0	0	3	
Dwight Burke	2	0-0	0-0	0-0	0	0	0	0	0	3	0	
Wesley Matthews	24	4-7	0-1	6-7	6	1	0	1	0	2	14	
Chris Grimm	20	0-1	0-0	0-0	4	1	0	0	0	4	0	
Team					4							
Totals	21-53	7-18	10-15	30	11	9	3	6	19	59		

Halftime: 22-22. **Dead Ball Rebounds:** MU 3-2. **Technical:** None. **Officials:** John Cahill, Jim Haney, Jeff Clark. **Attendance:** 19,594.

St. John's 67, Marquette 76												
March 7, 2007 New York, N.Y.												
ST. JOHN'S	min	fg-a	3fg-a	ft-a	reb	ast	to	bk	st	pf	pts	
Qu'raan Calhoun	38	3-6	0-2	3-6	4	0	0	1	0	3	9	
Anthony Mason	30	6-17	4-11	3-5	8	1	2	0	0	2	19	
Aaron Spears	29	6-7	0-0	6-8	3	1	0	0	0	3	18	
Eugene Lawrence	39	0-6	0-3	2-4	3	12	3	2	2	5	2	
Avery Patterson	26	1-3	1-3	0-0	3	0	1	0	1	1	3	
Larry Wright	19	3-5	2-4	3-3	2	0	1	0	0	4	11	
Devin Mayo	1	0-0	0-0	0-0	0	0	0	0	0	3	0	
Tomas Jasiulionis	12	1-3	0-0	0-0	1	0	1	2	0	2	2	
Ricky Torres	5	1-1	0-0	1-1	1	0	0	0	0	1	3	
Otoja Abit	1	0-0	0-0	0-0	0	0	0	0	0	1	0	
Team					3							
Totals	21-48	7-23	18-27	28	14	8	5	3	25	67		
MARQUETTE	min	fg-a	3fg-a	ft-a	reb	ast	to	bk	st	pf	pts	
Dan Fitzgerald	31	6-10	4-8	4-5	5	0	0	0	0	5	20	
Lazar Hayward	26	5-13	1-4	3-5	7	1	2	0	0	1	14	
Ousmane Barro	24	3-3	0-0	0-0	5	0	0	0	1	4	6	
Dominic James	37	2-14	0-9	5-6	5	8	5	0	1	2	9	
Wesley Matthews	34	2-9	2-4	9-10	5	4	0	0	0	3	15	
David Cubillan	19	1-3	1-1	2-4	2	1	0	0	0	2	5	
Dwight Burke	11	0-1	0-0	1-2	3	0	0	0	1	3	1	
Mike Kinsella	14	2-2	2-2	0-0	4	3	0	0	0	2	6	
Jamil Lott	4	0-0	0-0	0-0	0	0	0	0	0	1	0	
Team					5							
Totals	21-55	10-28	24-32	41	17	8	0	3	23	67		

Halftime: MU 35-28. **Dead Ball Rebounds:** MU 5-3. **Technical:** None. **Officials:** Tim Higgins, Pat Driscoll, William Bush. **Attendance:** 19,594.

Pittsburgh 89, Marquette 79												
March 8, 2007 New York, N.Y.												
PITTSBURGH	min	fg-a	3fg-a	ft-a	reb	ast	to	bk	st	pf	pts	
Levon Kendall	30	2-5	0-0	3-4	7	4	0	1	1	4	7	
Mike Cook	34	5-12	1-1	5-7	7	0	0	0	1	1	16	
Aaron Gray	28	7-16	0-0	8-14	10	1	2	2	0	3	22	
Levance Fields	30	5-10	2-5	1-2	4	4	1	0	3	0	13	
Antonio Graves	27	3-6	2-3	2-2	1	0	2	0	0	3	10	
Keith Benjamin	5	0-0	0-0	0-0	0	0	0	0	0	0	0	
Ronald Ramon	24	1-2	1-2	1-2	2	2	1	0	2	1	4	
Tyrell Biggs	3	0-0	0-0	0-0	1	1	0	0	0	1	0	
Sam Young	19	5-6	0-0	7-10	2	1	1	0	1	3	17	
Team					3							
Totals	28-57	6-11	27-41	37	13	7	3	8	17	89		
MARQUETTE	min	fg-a	3fg-a	ft-a	reb	ast	to	bk	st	pf	pts	
Dan Fitzgerald	34	6-10	4-8	4-5	4	1	2	0	1	3	20	
Lazar Hayward	18	4-10	0-2	3-3	2	1	1	0	0	4	11	
Ousmane Barro	23	4-7	0-0	0-0	10	0	3	1	0	4	8	
Dominic James	35	5-12	2-8	4-4	3	5	2	0	1	3	16	
Wesley Matthews	35	6-11	1-2	6-6	7	3	4	0	1	3	19	
David Cubillan	30	2-7	1-4	0-0	3	3	0	0	0	3	5	
Dwight Burke	9	0-0	0-0	0-0	0	0	1	0	0	2	0	
Mike Kinsella	11	0-1	0-0	1-1	1	0	0	1	0	3	0	
Jamil Lott	5	0-0	0-0	0-0	0	0	0	0	0	1	0	
Team					3							
Totals	27-58	8-24	17-19	33	13	14	2	3	26	79		

Halftime: PITT 40-37. **Dead Ball Rebounds:** PITT 6-0. **Technical:** None. **Officials:** Mike Kitts, Ed Corbett, Jeff Clark. **Attendance:** 19,594.

Seton Hall 54, Marquette 67												
March 12, 2008 New York, N.Y.												
SETON HALL	min	fg-a	3fg-a	ft-a	reb	ast	to	bk	st	pf	pts	
John Garcia	9	2-3	0-0	0-1	3	1	2	0	0	5	4	
Jamar Nutter	34	4-12	3-7	2-4	7	3	2	0	0	1	13	
Brian Laing	40	3-10	0-2	0-2	5	2	3	2	0	3	6	
Eugene Harvey	40	4-9	0-2	5-5	4	7	3	0	2	1	13	
Jeremy Hazell	32	3-12	1-8	3-4	2	0	1	0	1	1	10	
Mike Davis	10	1-5	0-1	0-0	1	1	0	1	0	5	2	
Augustine Okosun	17	3-6	0-0	0-2	2	0	2	4	1	5	6	
Brandon Walters	4	0-1	0-0	0-0	1	0	0	0	0	1	0	
Larry Davis	14	0-1	0-0	0-0	4	2	2	0	0	3	0	
Team					8							
Totals	20-59	4-20	10-18	37	16	15	7	4	25	54		
MARQUETTE	min	fg-a	3fg-a	ft-a	reb	ast	to	bk	st	pf	pts	
Lazar Hayward	26	5-13	0-3	5-6	10	1	1	0	0	2	15	
Ousmane Barro	17	2-6	0-0	0-1	9	0	1	0	0	2	4	
Dominic James	33	4-8	1-3	2-6	5	2	2	2	4	2	11	
Jerel McNeal	37	7-15	1-3	6-7	9	4	1	1	1	1	21	
Wesley Matthews	30	1-12	0-5	4-5	6	1	1	1	0	2	6	
Maurice Acker	19	2-3	1-2	0-0	2	2	0	0	1	1	5	
Dan Fitzgerald	8	0-0	0-0	0-0	0	0	1	0	0	1	0	
David Cubillan	5	0-3	0-1	0-0	2	0	0	0	0	1	0	
Dwight Burke	3	0-0	0-0	0-0	2	0	0	0	0	1	0	
Lawrence Blackledge	13	1-3	0-0	2-8	4	0	1	1	2	4	0	
Trevor Mbakwe	9	0-1	0-0	1-2	3	0	1	1	0	3	1	
Team					4							
Totals	22-64	3-17	20-35	56	10	10	6	7	17	67		

Halftime: MU 34-29. **Dead Ball Rebounds:** MU 7-3. **Technical:** None. **Officials:** Tim Higgins, Reggie Greenwood, James Breeding. **Attendance:** 19,562.

Notre Dame 79, Marquette 89												
March 13, 2008 New York, N.Y.												
NOTRE DAME	min	fg-a	3fg-a	ft-a	reb	ast	to	bk	st	pf	pts	
Rob Kurz	37	3-8	2-5	7-8	7	2	3	1	3	15		
Zach Hillesland	28	7-9	0-0	0-0	9	0	0	0	0	4	14	
Luke Harangody	25	5-12	0-0	3-4	5	0	3	0	0	5	13	
Tony Jackson	39	4-14	2-6	0-1	4	9	2	0	2	3	10	
Kyle McAlarney	39	8-18	4-10	0-0	1	2	1	0	0	1	20	
Jonathan Peoples	3	0-0	0-0	0-0	0	1	1	0	0	0	0	
Luke Zeller	12	1-3	1-3	1-2	2	0	0	0	2	3	4	
Ryan Ayers	17	1-3	1-2	0-0	3	0	1	0	1	0	3	
Team					3							
Totals	29-67	10-26	11-15	34	14	14	3	6	19	79		
MARQUETTE	min	fg-a	3fg-a	ft-a	reb	ast	to	bk	st</			

Marquette Game Notes



Page 17

BIG EAST Championship Box Scores

St. John's 45, Marquette 74
March 11, 2009
New York, N.Y.

ST. JOHN'S	min	fg-a	3fg-a	ft-a	reb	ast	to	bk	st	pf	pts
Sean Evans	24	2-6	0-0	0-0	5	0	4	0	3	4	
Justin Burrell	25	1-4	0-1	0-0	3	1	2	1	0	4	2
D.J. Kennedy	36	4-10	0-4	3-6	2	0	2	0	1	2	11
Malik Boothe	35	2-7	1-1	0-2	2	1	3	0	1	4	5
Paris Home	35	6-15	1-4	2-2	2	1	2	2	2	4	15
Quincy Roberts	15	1-1	0-0	1-2	0	0	1	0	1	1	3
Tomas Jasulonis	9	0-0	0-0	0-0	0	0	1	0	1	0	0
TyShwan Edmondson	4	0-0	0-0	0-0	0	0	0	0	0	0	0
Dele Coker	3	0-0	0-0	0-0	0	0	1	0	0	0	0
Rob Thomas	14	2-3	0-0	1-2	5	0	0	0	1	1	5
Team					3						
Totals	18-46	2-10	7-14	22	3	16	3	7	20	45	

MARQUETTE	min	fg-a	3fg-a	ft-a	reb	ast	to	bk	st	pf	pts
Dwight Burke	19	2-4	0-0	0-0	2	0	1	1	0	1	4
Lazar Hayward	27	8-15	0-2	1-2	9	1	2	0	1	2	17
Maurice Acker	27	1-4	0-2	3-4	2	2	1	0	1	1	5
Jerel McNeal	26	4-7	0-2	3-4	3	4	5	1	2	2	11
Wesley Matthews	31	5-12	3-6	7-8	9	3	1	0	0	2	20
David Cubillan	25	2-7	0-2	2-2	0	0	1	0	2	1	6
Joseph Fulce	13	0-0	0-0	0-0	1	0	0	0	0	3	0
Jimmy Butler	26	4-4	0-0	3-3	9	3	1	0	0	1	11
Chris Otule	3	0-0	0-0	0-0	0	0	0	0	0	0	0
Robert Frozena	4	0-0	0-0	0-0	0	0	0	0	0	0	0
Team					6						
Totals	26-53	3-14	19-23	24	13	13	2	6	13	74	

Halftime: MU 38-10. Dead Ball Rebounds: STJ 3-0. Technicals: STJ (Bench). Officials: Jim Burr, JD Collins, Tim Clougherty. Attendance: 19,375.

Villanova 76, Marquette 75
March 12, 2009
New York, N.Y.

VILLANOVA	min	fg-a	3fg-a	ft-a	reb	ast	to	bk	st	pf	pts
Shane Clark	19	1-6	0-1	4-4	6	0	3	1	1	3	6
Dante Cunningham	25	3-10	0-0	1-2	2	2	3	1	0	4	7
Scottie Reynolds	37	5-13	1-5	10-14	8	1	1	0	4	3	21
Reggie Redding	33	4-7	0-1	0-0	3	4	2	1	1	2	8
Dwayne Anderson	21	1-3	0-1	2-2	4	0	0	1	0	2	4
Antonio Pena	13	1-2	0-0	0-0	6	1	1	1	0	4	2
Corey Fisher	25	3-7	2-4	0-0	1	5	1	0	1	3	8
Corey Stokes	26	6-9	3-6	5-5	3	1	2	0	2	3	20
Team					5						
Totals	24-57	6-18	22-27	39	14	13	5	9	24	76	

MARQUETTE	min	fg-a	3fg-a	ft-a	reb	ast	to	bk	st	pf	pts
Dwight Burke	14	0-0	0-0	2-2	0	0	2	1	0	4	2
Lazar Hayward	37	3-9	3-6	4-4	11	1	3	0	1	2	13
Maurice Acker	29	4-5	3-4	1-2	2	2	1	0	0	4	12
Jerel McNeal	35	4-17	3-8	4-5	4	5	3	0	1	4	15
Wesley Matthews	40	1-10	0-4	9-10	10	4	1	2	0	2	11
David Cubillan	14	1-2	1-2	0-0	0	0	1	0	1	2	3
Jimmy Butler	30	3-5	0-1	13-16	3	0	0	1	3	0	19
Team					4						
Totals	16-48	10-25	33-39	34	12	11	4	6	19	75	

Halftime: NOVA 47-31. Dead Ball Rebounds: NOVA 2-1. Technicals: MU (Bench). Officials: Ed Corbett, Tim Higgins, Gary Prager. Attendance: 19,375.

Career BIG EAST Championship Statistics

Player	GP	GS	Min.	Avg.	Field Goals			3-Point FG			Free Throws			Rebounds					PF	DQ	A	TO	B	S	Pts.	Avg.
					FG	FGA	Pct.	3P	3PA	Pct.	FT	FTA	Pct.	Off.	Def.	Tot.	Avg.									
33 Jimmy Butler	2	0	56	28.0	7	9	.778	0	1	.000	16	19	.842	7	5	12	6.0	1	0	3	1	1	3	30	15.0	
32 Lazar Hayward	7	7	181	25.6	32	77	.416	6	23	.261	25	33	.757	15	38	33	7.8	17	0	6	14	1	4	95	13.6	
2 Maurice Acker	5	2	109	21.8	12	22	.545	7	14	.500	5	7	.714	2	4	6	1.2	9	0	9	7	0	3	36	7.2	
10 David Cubillan	7	0	123	17.8	7	31	.225	4	17	.235	5	8	.625	2	9	11	1.6	10	0	6	3	0	3	23	3.3	
45 Robert Frozena	1	0	4	4.0	0	0	.000	0	0	.000	0	0	.000	0	0	0	0.0	0	0	0	0	0	0	0	0.0	
42 Chris Otule	1	0	3	3.0	0	0	.000	0	0	.000	0	0	.000	0	0	0	0.0	0	0	0	0	0	0	0	0.0	
21 Joseph Fulce	1	0	13	13.0	0	0	.000	0	0	.000	0	0	.000	0	1	1	1.0	3	0	0	0	0	0	0	0.0	

ALL-TIME CONFERENCE TOURNAMENT RESULTS

1990 MCC Tournament

M 8 Evansville L 66-57

1991 MCC Tournament

M 7 Saint Louis L 92-82

1992 GMC Tournament

M 12 Saint Louis W 74-63

M 13 Cincinnati L 62-49

1993 GMC Tournament

M 11 Saint Louis L 63-57

1994 GMC Tournament

M 11 Cincinnati L 72-63

1995 GMC Tournament

M 9 UAB W 55-46

M 10 Saint Louis L 73-56

1996 C-USA Tournament

M 7 South Florida W 65-56

M 8 Memphis W 72-60

M 9 Cincinnati L 85-84

1997 C-USA Tournament

M 5 DePaul W 79-53

M 6 Memphis W 63-45

M 7 Cincinnati W 91-79

M 8 UNC Charlotte W 60-52

1998 C-USA Tournament

M 4 DePaul W 52-50

M 5 UNC Charlotte L 63-55

1999 C-USA Tournament

M 3 Saint Louis L 59-52

2000 C-USA Tournament

M 8 Houston L 77-75

2001 C-USA Tournament

M 7 Tulane W 72-67

M 8 Memphis L 71-64

2002 C-USA Tournament

M 7 Louisville W 84-76

M 8 Houston W 85-73

M 9 Cincinnati L 77-63

2003 C-USA Tournament

M 13 UAB L 83-76

2004 C-USA Tournament

M 10 TCU L 64-62

2005 C-USA Tournament

M 9 TCU L 60-57

2006 BIG EAST Tournament

M 9 Georgetown L 62-59

2007 BIG EAST Tournament

M 7 St. John's W 76-67

M 8 Pittsburgh L 89-79

2008 BIG EAST Tournament

M 12 Seton Hall W 67-54

M 13 Notre Dame W 89-79

M 14 Pittsburgh L 68-61

2009 BIG EAST Tournament

M 11 St. John's W 74-45

M 12 Villanova L 76-75

MCC Record 0-2

GMC Record 2-4

C-USA Record 10-9

BIG EAST Record 4-4

16-19

Marquette Game Notes



Page 19

GAME-BY-GAME SCORING/REBOUNDING

Opponent	Acker	Butler	Buycks	Cadougan	Cubillan	Frozena	Fulce	Hayward	Johnson-Odom	Mbao	Otule	Williams
Centenary	11/1	27/13	7/5	DNP	6/1	0/0	5/6	9/5	10/2	DNP	0/1	1/1
Maryland Eastern Shore	8/1	13/7	12/3	DNP	12/3	0/1	0/1	28/8	3/1	DNP	6/3	DNP
Grambling State	9/3	15/2	10/10	DNP	8/6	3/0	5/5	12/5	13/1	1/0	5/2	6/3
South Dakota	11/0	13/5	2/5	DNP	9/0	3/1	4/4	20/8	18/2	0/1	DNP	4/1
vs. Xavier	11/1	15/6	5/7	DNP	5/4	DNP	0/1	27/3	8/2	DNP	DNP	DNP
vs. 15/15 Michigan	8/0	17/9	13/3	DNP	3/2	DNP	0/0	22/9	14/4	DNP	DNP	DNP
vs. Florida State	2/1	10/11	4/4	DNP	2/1	DNP	0/3	21/10	17/1	0/0	DNP	DNP
RV/- North Carolina State	10/2	19/12	7/2	DNP	5/2	DNP	6/7	15/6	11/5	DNP	DNP	DNP
Milwaukee	8/2	19/5	0/1	DNP	6/1	DNP	2/4	13/4	15/4	0/1	DNP	0/2
@ 20/23 Wisconsin	6/5	8/4	4/1	DNP	3/0	DNP	4/2	21/12	13/1	0/0	DNP	DNP
North Florida	4/2	21/4	9/7	DNP	5/2	0/1	13/10	13/7	7/2	0/2	DNP	6/3
Presbyterian	14/0	16/8	14/4	DNP	10/1	0/1	6/5	23/7	15/1	0/1	DNP	4/6
@ 6/6 West Virginia	5/3	9/3	7/4	DNP	3/0	DNP	0/0	24/4	14/6	0/0	DNP	DNP
8/8 Villanova	5/2	19/7	15/1	DNP	10/0	DNP	2/4	17/14	4/0	DNP	DNP	DNP
12/12 Georgetown	4/1	9/6	10/0	DNP	18/1	DNP	2/6	12/11	7/2	0/1	DNP	0/0
@ 6/6 Villanova	6/2	14/4	11/6	DNP	0/0	DNP	9/2	20/8	16/2	DNP	DNP	0/1
Providence	23/1	14/5	5/5	DNP	2/1	0/0	4/3	22/5	22/5	0/1	DNP	1/2
@ DePaul	6/1	8/7	7/4	DNP	5/4	DNP	3/2	14/8	7/1	DNP	DNP	DNP
@ 5/5 Syracuse	12/0	13/6	9/1	0/2	2/2	DNP	2/1	16/8	17/1	DNP	DNP	0/0
Rutgers	14/1	16/8	5/4	2/1	4/1	0/0	13/3	12/12	16/2	DNP	DNP	0/1
@ 19/19 Connecticut	4/1	21/7	2/3	DNP	8/0	DNP	0/2	20/3	15/1	DNP	DNP	0/1
DePaul	5/3	18/6	14/2	1/0	2/0	DNP	0/6	14/19	21/2	DNP	DNP	0/4
@ Providence	2/1	19/7	8/5	DNP	13/1	DNP	0/0	28/9	12/3	DNP	DNP	DNP
USF	14/2	15/6	2/2	DNP	11/3	DNP	0/0	18/14	3/1	DNP	DNP	DNP
19/21 Pittsburgh	5/5	14/7	6/1	DNP	2/2	DNP	0/1	11/6	13/6	DNP	DNP	0/0
@ Cincinnati	7/4	20/7	0/0	0/0	6/3	DNP	13/5	13/11	20/3	DNP	DNP	DNP
@ St. John's	7/3	18/8	6/2	0/0	0/2	DNP	5/3	22/7	7/4	DNP	DNP	DNP
@ Seton Hall	12/2	13/3	DNP	0/0	16/4	DNP	4/0	23/8	16/5	DNP	DNP	0/0
RV/-- Louisville	15/3	8/5	DNP	0/0	5/1	DNP	11/6	8/5	22/7	DNP	DNP	DNP
Notre Dame	5/3	16/8	0/0	0/0	5/3	DNP	4/3	18/4	12/5	DNP	DNP	DNP
vs. St. John's/Connecticut												

Marquette's Record When

	2009-10	Under Williams
Leading at half	17-4	35-5
Trailing at half	3-4	8-12
Tied at half	0-2	2-3
Scoring 70 or more points	14-3	37-10
Allowing 80 or more points	1-0	5-7
Holding opponents to 60 points or less	8-3	17-4
Holding opponents to 65 points or less	14-5	27-7
Shooting 50 percent or better	9-0	18-1
Opponents shoot 50 percent or better	3-4	7-8
Opponent shoots under 40 percent	8-1	17-1
MU's FG percent is same or higher than opp.	14-1	31-1
MU's FG percent is lower than opp.	6-9	14-19
MU's 3FG percent is even with or higher than 40 percent	10-4	22-7
Opponent's 3FG percent is higher than 40 percent	6-2	13-5
MU shoots more FT than opponent	15-4	38-10
MU shoots fewer FT than opponent	4-6	6-10
MU shoots same FT as opponent	1-0	1-0
Out-rebounded opponent	10-4	29-8
Out-rebounded by opponent	7-7	13-12
Rebounds tied	0-0	0-1
Same or fewer turnovers as opp.	16-7	39-13
More turnovers than opponent	3-3	5-7
Overtime games	3-0	3-1
In games decided by 5 pts. or less	6-8	10-12
In games decided by 6-10	2-2	7-3
In games decided by 11-15	2-0	7-4
In games decided by 16 pts. or more	10-0	21-1
vs Ranked Teams (AP or Coaches)	3-6	8-14
vs 1-25 in RPI (www.collegerpi.com, at time of game)	1-7	5-15
vs 26-50 in RPI	2-1	4-2
vs 51-100 in RPI	7-1	14-1
vs 101-150 in RPI	3-1	9-2
vs 151-200 in RPI	3-0	7-0
vs 201-324 in RPI	4-0	8-0
When winning the opening tip	7-3	21-8
When scoring first	11-3	25-8

Team Superlatives by Half

	First Half	Second Half
Points	49 vs. Presbyterian (12/27)	57 vs. Villanova (1/9)
Fewest Pts. Allowed	15 vs. Grambling St. (11/21)	23 vs. North Florida (12/19)
FG Percentage	70.4 vs. Presbyterian (12/27)	63.3 vs. Providence (1/17)
Lowest FG Pct. Allowed	23.8 vs. Grambling St. (11/21)	27.6 vs. North Florida (12/19)
3-Point Percentage	70.0 vs. West Virginia (12/29)	66.7 vs. South Dakota (11/24)
FT Made	13 vs. DePaul (2/3)	23 vs. DePaul (2/3)
Rebounds	24 vs. N.C. State (12/4)	23 vs. North Florida (12/19)
Assists	14 vs. South Dakota (11/24)	12 Three times
Blocks	4 vs. Seton Hall (2/28)	3 Three times
Steals	11 vs. Florida State (11/29)	7 Twice

Individual Superlatives by Half

	First Half	Second Half
Points	20 Darius Johnson-Odom	vs. Providence (1/17)
3-Point Made	4 Five times	
FT Made	6 Two times	
Rebounds	9 Jimmy Butler	vs. Centenary (11/13)
Assists	5 Two times	
Points	20 Lazar Hayward	vs. Providence (2/6)
3-Point Made	4 Two times	
FT Made	12 Jimmy Butler	vs. DePaul (2/3)
Rebounds	10 Lazar Hayward	vs. USF (2/13)
Assists	5 Dwight Buycks	vs. Grambling St. (11/21)

Marquette Game Notes



MU as an AP-Ranked Team

Rk.	Last Time	All Time	Williams
1.	9 Notre Dame 65, MU 59 (2/26/78)	4-1	-
2.	MU 75, Xavier 53 (2/20/78)	57-6	-
3.	Miami (Ohio) 84, MU 81 (3/11/78) *	31-3	-
4.	MU 97, 11 UNLV 81 (1/15/78)	16-2	-
5.	MU 67, Wichita State 56 (1/2/78)	18-5	-
6.	MU 67, 11 Clemson 49 (12/27/76)	16-6	-
7.	MU 67, 5 N. Carolina 59 (3/28/77) *	19-4	-
8.	6 Louisville 62, MU 58 (3/1/09)	21-8	3-3
9.	4 Cincinnati 63, MU 62 (2/20/02)	21-7	-
10.	MU 78, Georgetown 72 (2/21/09)	22-5	3-1
11.	MU 79, DePaul 70 (1/24/09)	18-5	1-0
12.	MU 77, Savannah St. 37 (12/27/07)	18-4	-
13.	25 Syracuse 86, MU 79 (3/7/09)	28-16	0-2
14.	MU 91, Providence 82 (1/17/09)	10-2	1-0
15.	Dayton 89, MU 75 (11/29/08)	13-5	4-1
16.	MU 95, Houston Baptist 64 (11/14/08)	18-6	1-0
17.	MU 75, Cincinnati 60 (2/2/08)	19-1	-
18.	MU 75, 25 West Virginia 53 (1/10/09)	15-3	2-0
19.	MU 77, Morgan St. 57 (12/22/06)	4-3	-
20.	MU 75, 12 Pittsburgh 71 (3/3/07)	13-8	-
21.	10 Villanova 76, MU 75 (3/12/09)	9-5	1-1
22.	MU 101, Milwaukee 51 (3/5/94)	8-3	-
23.	9 Missouri 83, MU 79 *	4-4	2-1
24.	16 Tennessee 80, MU 68 (12/16/08)	12-4	1-1
25.	MU 61, Wisconsin 58 (12/6/08)	12-3	2-0
Totals		422-119	21-10

MU Against AP-Ranked Teams

Rk.	Last Time	All Time	Williams
1.	9 MU 83, Kentucky 69 (3/29/03) *	1-6	-
2.	Connecticut 93, 8 MU 82 (2/25/09)	2-11	0-1
3.	Pittsburgh 90, 13 MU 75 (3/4/09)	0-10	0-1
4.	Villanova 72, MU 67 (2/4/06)	5-9	-
5.	Syracuse 76, MU 71 (1/23/10)	3-12	0-1
6.	Villanova 78, Marquette 76 (1/9/10)	6-17	0-3
7.	MU 74, Cincinnati 72 (3/2/96)	5-6	-
8.	Villanova 74, Marquette 72 (1/2/10)	2-10	0-1
9.	Missouri 83, 23 MU 79 (3/22/09) *	7-9	0-1
10.	Villanova 76, 21 MU 75 (3/12/09)	5-7	0-1
11.	Georgetown 70, MU 68 (OT) (3/1/08)	7-5	-
12.	Marquette 62, Georgetown 59 (1/6/10)	4-7	1-0
13.	Villanova 102, 10 Marquette 84	3-4	0-1
14.	25 MU 89, Notre Dame 79 (3/13/08)	6-4	-
15.	MU 79, Michigan 65 (11/27/09)	5-2	2-0
16.	Tennessee 80, MU 68 (12/16/08)	2-4	0-1
17.	MU 57, Georgetown 51 (2/16/06)	4-4	-
18.	MU 60, UAB 58 (1/19/94)	3-2	-
19.	Pittsburgh 58, Marquette 51 (2/18/10)	6-4	1-1
20.	Wisconsin 72, Marquette 63 (12/12/09)	4-5	0-1
21.	MU 81, 21 West Virginia 63 (1/13/07)	4-1	-
22.	MU 72, Pittsburgh 54 (2/15/08)	3-3	-
23.	Georgetown 62, MU 59 (3/9/06)	3-3	-
24.	MU 73, Connecticut 69 (1/10/07)	2-1	-
25.	Syracuse 86, 13 MU (3/7/09)	4-2	2-1
Totals		98-147	6-14

* denotes NCAA Tournament game

The Last Time

Team	Marquette	Opponent
100+ Points	102-62 vs. Presbyterian (12/27/09)	84-102 at Villanova (2/10/09)
90+ Points	93-63 vs. Providence (1/17/10)	75-90 at Pittsburgh (3/4/09)
Under 50 Points	40-54 vs. Western Michigan (3/14/05)	69-48 vs. Louisville (3/2/10)
FG Pct. 60+	61.4 vs. Providence (1/17/10)	63.0 at Pittsburgh (3/4/09)
Five or fewer turnovers	3 vs. Connecticut (1/30/10)	5 at West Virginia (1/14/06)
Five Players, 10+ pts.	84-83 vs. Seton Hall (2/28/10) OT	76-78 vs. Villanova (1/9/10)
Marquette Win		
Ranked Opponent (AP)	70-68 vs. 19 Connecticut (1/30/10)	51-58 vs. 19 Pittsburgh (2/18/10)
Overtime Game	84-83 vs. Seton Hall (2/28/10) OT	60-63 vs. Notre Dame (3/6/10)
Double Overtime	80-79 vs. Louisville (2/28/96) 2OT	74-77 vs. Louisville (2/24/01) 3OT
Triple Overtime	Never	74-77 vs. Louisville (2/24/01) 3OT
Home Opener	85-62 vs. Centenary (11/13/09)	54-67 vs. South Alabama (11/14/00)
Road Openers	68-65 vs. NC State (12/22/08)	63-72 vs. Wisconsin (12/12/09)
Marquette Loss		
Individual		
30+ Points		
	30, Jerel McNeal	36, A.J. Price
	79-83 vs. Missouri (3/22/09)	82-93 vs. Connecticut (2/25/09)
20+ Points		
	22, Darius Johnson-Odom	25, Jeff Robinson
	69-48 vs. Louisville (3/2/10)	84-83 vs. Seton Hall (2/28/10) OT
10+ Rebounds		
	14, Lazar Hayward	13, Carleton Scott
	63-52 vs. USF (2/13/10)	60-63 vs. Notre Dame (3/6/10)
15+ Rebounds		
	17, Lazar Hayward	15, Wes Johnson
	79-70 vs. DePaul (1/24/09)	71-76 vs. Syracuse (1/23/10)
15+ Free Throws		
	15, Wesley Matthews	15, Austin Croshere
	68-80 vs. Tennessee (12/16/08)	59-81 vs. Providence (3/14/97)
10+ Assists		
	11, Jerel McNeal	11, Kevin White
	94-82 vs. Georgetown (1/31/09)	86-60 vs. UMES (11/17/09)
Double-Double		
	13 pts, 11 reb, Lazar Hayward	14 pts, 13 reb, Carleton Scott
	79-76 at Cincinnati (2/21/10) OT	60-63 vs. Notre Dame (3/6/10)
Triple-Double		
	29 pts, 11 reb, 11 ast, Dwyane Wade	22 pts, 12 reb, 10 blk, Eric Hicks
	83-69 vs. Kentucky (3/29/03)	66-70 vs. Cincinnati (1/8/05)


This season . . .

Largest halftime lead	23	vs. Rutgers (1/26/10)
Largest halftime deficit	12	vs. Villanova (1/9/10)
Largest lead in a game	48	vs. Grambling St. (11/21/09)
Largest deficit in a game	22	vs. Villanova (1/9/10)
Largest winning margin	46	vs. Grambling St. (11/21/09)
Largest losing margin	9	vs. Wisconsin (12/12/09)
Largest deficit in a victory	10	vs. Providence (2/6/10)
Largest lead in a loss	17	vs. Florida State (11/29/09)
Largest home crowd	18,942	vs. Notre Dame (3/6/10)
Largest road crowd	29,011	vs. Syracuse (1/23/10)
Largest neutral crowd	3,660	vs. Michigan (11/27/09)
30-point games	--	
20-point games		Hayward 15, Butler 4, Johnson-Odom 3, Acker 1
10-rebound games		Hayward 8, Butler 3, Buycks 1, Fulce 1
Double-doubles		Hayward 8, Butler 3, Buycks 1, Fulce 1



1 Darius Johnson-Odom

Sophomore • Guard • 6-2 • 200 • Raleigh, N.C. • Wakefield/Hutchinson CC



2009-10: Scored 10 points in his Marquette debut vs. Centenary (11/3); shot 3-of-6 from the floor against the Gents, including a pair of 3-pointers ... Shot 3-of-4 from beyond the arc and 4-of-4 from the foul line in scoring 13 points in 16 minutes of action vs. Grambling State (11/21) ... Earned his first career start vs. South Dakota (11/24) and notched 18 points and a career-high five assists ... Had a career-high three steals, knocked down three first-half 3-pointers and finished with 17 points vs. Florida State (11/29) ... Connected on three 3-pointers in the first half vs. N.C. State (12/5) and finished with 11 points and five rebounds ... In just 23 minutes of action, scored 15 points on 6-of-9 shooting, including three 3-pointers, to go along with four rebounds, three assists and a pair of steals vs. Milwaukee (12/8) ... Matched his career-high for 3-pointers with three treys in the first half vs. Wisconsin (12/12) and finished with 13 points ... Added 15 points on 6-of-9 shooting from the floor, including a perfect 3-of-3 from beyond the arc, and handed out four assists in win over Presbyterian (12/27) ... Went 3-of-4 from 3-point range, collected his first career block and had 14 of the team's 19 points off the bench vs. West Virginia (12/29) ... Had a team-high four assists and matched a career-high with three steals in win over Georgetown (1/6) ... Knocked down three 3-pointers and scored 13 of his 16 points in the second half vs. Villanova (1/9) ... Scored 20 of his career-high 22 points in the first half and finished with a career best four 3-pointers vs. Providence (1/17) ... Dished out a game-high five assists, matching an individual career-high, vs. DePaul (1/20) ... Led MU in scoring with 17 points at Syracuse (1/23) ... Matched Jimmy Butler with a team-high 16 points vs. Rutgers (1/26) ... Scored 15 points in come-from-behind win vs. Connecticut (1/30), including three straight free

throws to tie the game with 41 seconds left ... Shot 7-of-11 from the field, including three 3-pointers, and finished with a game-high 21 points vs. DePaul (2/3) ... Collected a single-game season-high with two blocks vs. Providence (2/6) ... Finished with a career-best six rebounds and scored 13 points vs. Pittsburgh (2/18) ... Matched Jimmy Butler with a team-high 20 points vs. Cincinnati (2/21) ... Played a career-high 41 minutes at Seton Hall (2/28) and shot 7-of-12 from the field while netting 13 of his 16 points in the second half ... Poured in 22 points, tying a single-game career high, and grabbed a career-high seven boards to lead MU over Louisville (3/2); shot 8-of-12 from the field against the Cardinals, including 4-of-6 from distance ... Registered 12 points, five rebounds, four assists and a pair of steals vs. Notre Dame (3/6) ...

Season & Career Highs

Points	
Season	22, Twice
Career	22, Twice
Rebounds	
Season	7, vs. Louisville (3/2/10)
Career	7, vs. Louisville (3/2/10)
Assists	
Season	5, Twice
Career	5, Twice
Steals	
Season	3, Twice
Career	3, Twice
Blocked Shots	
Season	2, vs. Providence (2/6/10)
Career	2, vs. Providence (2/6/10)
Minutes	
Season	41, Twice
Career	41, Twice
Field Goals	
Season	8, Three times
Career	8, Three times
Field Goal Attempts	
Season	15, vs. Cincinnati (2/21/10)
Career	15, vs. Cincinnati (2/21/10)
Free Throws	
Season	4, Five times
Career	4, Five times
Free Throw Attempts	
Season	8, vs. Villanova (1/9/10)
Career	8, vs. Villanova (1/9/10)
3-Point Field Goals	
Season	4, Twice
Career	4, Twice
3-Point Field Goal Attempts	
Season	8, vs. Providence (1/17/10)
Career	8, vs. Providence (1/17/10)

Johnson-Odom's Career Stats

Year	GP	GS	Min	Avg	FG-FGA	Pct	3FG-FGA	Pct	FT-FTA	Pct	Off	Def	Tot	Avg	PF	FO	Ast	TO	Blk	Stl	Pts	Avg
2009-10	30	18	880	29.3	135-295	45.8	66-139	47.5	52-80	65.0	16	66	82	2.7	68	3	66	61	5	29	388	12.9



2

Maurice Acker



Senior • Guard • 5-8 • 165 • Hazel Crest, Ill. • Hillcrest

2009-10: Opened the season with 11 points in 19 minutes off the bench vs. Centenary (11/13); also dished out four assists against the Gents ... Had a game-high three steals to go along with four assists and eight points vs. Maryland Eastern Shore (11/17) ... Added 11 points on 4-of-7 shooting, including 3-of-4 from behind the arc, vs. South Dakota (12/24) ... Went 4-of-6 from the field in scoring 11 points and had a career-high five steals vs. Xavier (11/26) ... Played a season-high 29 minutes and scored eight points vs. Michigan (11/27) ... Recorded a season-high seven assists and tallied 10 points vs. N.C. State (12/5) ... Earned his first start of the season vs. Milwaukee (12/8); shot a perfect 6-of-6 from the foul line and scored eight points with a game-high four steals against the Panthers ... Grabbed a season-high five rebounds vs. Wisconsin (12/12) ... Recorded 14 points by knocking down five field goals including a pair of 3-pointers, vs. Presbyterian (12/27) ... Had a game-high five assists vs. Villanova (1/2) ... Was 6-of-6 from 3-point range and finished 8-of-9 shooting from the floor to lead MU with a career-high 23 points vs. Providence (1/17) ... Named to BIG EAST Weekly Honor Roll on Jan. 18 ... Posted a game-high six assists and shot 4-of-5 from outside to finish with 12 points against Syracuse (1/23) ... Tallied 14 points, including 12 in the first half on 4-of-5 shooting from distance, and added a team-high five assists vs. Rutgers (1/26) ... Had a game-high six assists and did not commit a turnover while playing a season-high 36 minutes vs. Connecticut (1/30) ... Dished out a game-high six assists and added 14 points vs. USF (2/13) while playing a season-high 27 minutes ... Matched a career-high with five rebounds vs. Pittsburgh (2/18) ... Handed out a team-high six assists without a turnover at Cincinnati (2/21) ... Was

one of five MU starters to score in double figures at Seton Hall (2/28) with 12 points in a season-high 40 minutes ... Scored 15 points in win over Louisville (3/2) ... Had a game-high six assists vs. Notre Dame (3/16) ...

Season & Career Highs

Points	
Season	23, vs. Providence (1/17/10)
Career	23, vs. Providence (1/17/10)
Rebounds	
Season	5, Twice
Career	5, Three times
Assists	
Season	7, vs. N.C. State (12/5/09)
Career	10, vs. Presbyterian (12/28/08)
Steals	
Season	5, vs. Xavier (11/26/09)
Career	5, vs. Xavier (11/26/09)
Blocked Shots	
Season	1, vs. Michigan (1/27/09)
Career	1, Twice
Minutes	
Season	43, vs. Notre Dame (3/6/10)
Career	43, vs. Notre Dame (3/6/10)
Field Goals	
Season	8, vs. Providence (1/17/10)
Career	8, vs. Providence (1/17/10)
Field Goal Attempts	
Season	10 vs. Presbyterian (12/27/09)
Career	10 vs. Presbyterian (12/27/09)
Free Throws	
Season	6, vs. Milwaukee (12/8/09)
Career	6, vs. Milwaukee (12/8/09)
Free Throw Attempts	
Season	6, Twice
Career	7, vs. Wisconsin (12/6/08)
3-Point Field Goals	
Season	6, vs. Providence (1/17/10)
Career	6, vs. Providence (1/17/10)
3-Point Field Goal Attempts	
Season	6, vs. Providence (1/17/10)
Career	7, vs. Syracuse (3/7/09)

Acker's Career Stats

Year	GP	GS	Min	Avg	FG-FGA	Pct	3FG-FGA	Pct	FT-FTA	Pct	Off	Def	Tot	Avg	PF	FO	Ast	TO	Blk	Stl	Pts	Avg
2007-08	35	1	467	13.3	53-120	44.2	26-61	42.6	26-33	78.8	7	27	34	1.0	54	1	62	36	1	28	158	4.5
2008-09	33	7	536	16.2	27-91	29.7	19-67	28.4	21-29	72.4	11	34	45	1.4	61	0	61	25	0	23	94	2.8
2009-10	30	17	850	28.3	86-200	43.0	43-92	46.7	38-49	77.6	6	50	56	1.9	70	0	111	35	1	40	253	8.4
TOTAL	98	25	1853	18.9	166-411	40.4	88-220	40.0	85-111	76.6	24	111	135	1.4	185	1	234	96	2	91	505	5.2



5

Junior Cadougan



Freshman • Guard • 6-1 • 205 • Toronto, Ont. • Christian Life Center Academy

2009-10: Missed first 18 games of the season after rupturing Achilles' tendon on Sept. 18 ... Made his collegiate debut vs. Syracuse (1/23) and had two rebounds and a pair of assists in eight minutes ... Garnered his first collegiate points with a pair of free throws vs. Rutgers (1/26) ...

Season & Career Highs

Points

Season 2, vs. Rutgers (1/26/10)
 Career 2, vs. Rutgers (1/26/10)

Rebounds

Season 2, vs. Syracuse (1/23/10)
 Career 2, vs. Syracuse (1/23/10)

Assists

Season 2, vs. Syracuse (1/23/10)
 Career 2, vs. Syracuse (1/23/10)

Steals

Season 1, vs. St. John's (2/23/10)
 Career 1, vs. St. John's (2/23/10)

Blocked Shots

Season --
 Career --

Minutes

Season 8, vs. Syracuse (1/23/10)
 Career 8, vs. Syracuse (1/23/10)

Field Goals

Season --
 Career --

Field Goal Attempts

Season 3, vs. Rutgers (1/26/10)
 Career 3, vs. Rutgers (1/26/10)

Free Throws

Season 2, vs. Rutgers (1/26/10)
 Career 2, vs. Rutgers (1/26/10)

Free Throw Attempts

Season 2, Twice
 Career 2, Twice

3-Point Field Goals

Season --
 Career --

3-Point Field Goal Attempts

Season 1, Twice
 Career 1, Twice

Cadougan's Career Stats

Year	GP	GS	Min	Avg	FG-FGA	Pct	3FG-FGA	Pct	FT-FTA	Pct	Off	Def	Tot	Avg	PF	FO	Ast	TO	Blk	Stl	Pts	Avg
2009-10	8	0	41	5.1	0-6	00.0	0-2	00.0	3-4	75.0	1	2	3	0.4	3	0	4	3	0	1	3	0.4



10

David Cubillan



Senior • Guard • 6-0 • 175 • Maracaibo, Venezuela • St. Benedict's (N.J.)

2009-10: Played in his 100th collegiate game vs. Centenary (11/13); took advantage of his first start since his freshman season -- second start of his career -- by tying a personal high with six assists in 28 minutes of action against the Gents ... Added six more assists vs. Maryland Eastern Shore (11/17) with 12 points ... Tallied career highs in rebounds (6) and steals (5) and added eight points in the second half vs. Grambling State (11/21) ... Recorded nine points and five assists vs. South Dakota (11/24) ... Tied a career-high with 33 minutes played vs. N.C. State (12/5) and dished out five assists ... Knocked down both of his 3-point attempts vs. Milwaukee (12/8) ... Had a team-high four assists vs. North Florida (12/19) ... Was 3-of-3 from the field, including 2-of-2 from 3-point range and 2-of-2 from the foul line, in scoring 10 points vs. Presbyterian (12/27) ... One of four MU players to score in double figures vs. Villanova (1/2) with 10 points on 4-of-7 shooting, including a pair of 3-pointers ... Poured in a season-high 18 points on 6-of-6 shooting from 3-point range to lead Marquette in scoring in win over Georgetown (1/6) ... Posted a career-high seven assists vs. Providence (1/17) ... Played a career-high 37 minutes vs. DePaul (1/20) ... Contributed eight points, including a pair of second-half 3-pointers, to go along with five assists and a game-high two steals vs. Connecticut (1/30) ... Added 14 points in win vs. Providence (2/6) ... Was 3-of-5 from distance and tallied 11 points vs. USF (2/13) ... Chipped in 16 points, including a career-best six field goals, while playing a career-high 44 minutes at Seton Hall (2/28) ... Matched Lazar Hayward with a team-high three steals vs. Louisville (3/2) ...

Season & Career Highs

Points	
Season	18, vs. Georgetown (1/6/10)
Career	20, vs. Pittsburgh (3/3/07)
Rebounds	
Season	6, vs. Grambling St. (11/21/09)
Career	6, vs. Grambling St. (11/21/09)
Assists	
Season	7, vs. Providence (1/17/10)
Career	7, vs. Providence (1/17/10)
Steals	
Season	5, vs. Grambling St. (11/21/09)
Career	5, vs. Grambling St. (11/21/09)
Blocked Shots	
Season	--
Career	2, vs. Hillsdale (11/10/06)
Minutes	
Season	44, vs. Louisville (3/2/10)
Career	44, vs. Louisville (3/2/10)
Field Goals	
Season	6, Twice
Career	6, Twice
Field Goal Attempts	
Season	12, vs. Louisville (3/2/10)
Career	12, vs. Louisville (3/2/10)
Free Throws	
Season	3, vs. Providence (2/6/10)
Career	8, vs. Pittsburgh (3/3/07)
Free Throw Attempts	
Season	5, vs. UMES (11/17/09)
Career	8, vs. Pittsburgh (3/3/07)
3-Point Field Goals	
Season	6, vs. Georgetown (1/6/10)
Career	6, vs. Georgetown (1/6/10)
3-Point Field Goal Attempts	
Season	6, Four times
Career	8, Three times

Cubillan's Career Stats

Year	GP	GS	Min	Avg	FG-FGA	Pct	3FG-FGA	Pct	FT-FTA	Pct	Off	Def	Tot	Avg	PF	FO	Ast	TO	Blk	Stl	Pts	Avg
2006-07	34	1	721	21.2	55-145	37.9	48-113	42.5	29-38	76.3	11	53	64	1.9	48	0	55	25	3	22	187	5.5
2007-08	34	0	598	17.6	59-158	37.3	39-116	33.6	18-23	78.3	17	27	44	1.3	32	0	55	24	3	23	175	5.1
2008-09	31	0	296	9.5	15-55	27.3	10-34	29.4	9-13	69.2	2	15	17	0.5	22	1	22	13	1	8	49	1.6
2009-10	30	30	924	30.8	68-155	43.9	38-102	37.3	12-16	75.0	8	43	51	1.7	49	0	85	28	1	24	186	6.2
TOTAL	129	31	2539	19.7	197-513	38.4	135-365	37.0	68-90	75.6	38	138	176	1.4	151	1	217	90	8	77	597	4.6



12

Erik Williams



Freshman • Forward • 6-7 • 200 • Houston, Texas. • Cypress Springs

2009-10: Saw his first collegiate action with two minutes played vs. Centenary (11/13) and had one of five blocked shots for the Golden Eagles ... Scored six points vs. Grambling State (11/21) ... Went a perfect 4-of-4 from the foul line and matched a career-high with six points and three rebounds in 13 minutes vs. North Florida (12/19) ... Registered a career-high six rebounds, including a game-high four offensive boards, vs. Presbyterian (12/27) ... Grabbed four rebounds in seven minutes vs. DePaul (2/3)

...

Season & Career Highs

Points	
Season	6, Twice
Career	6, Twice
Rebounds	
Season	6, vs. Presbyterian (12/27/09)
Career	6, vs. Presbyterian (12/27/09)
Assists	
Season	2, vs. Presbyterian (12/27/09)
Career	2, vs. Presbyterian (12/27/09)
Steals	
Season	1, Twice
Career	1, Twice
Blocked Shots	
Season	1, vs. Centenary (11/13/09)
Career	1, vs. Centenary (11/13/09)
Minutes	
Season	15, vs. Presbyterian (12/27/09)
Career	15, vs. Presbyterian (12/27/09)
Field Goals	
Season	3, vs. Grambling St. (11/21/09)
Career	3, vs. Grambling St. (11/21/09)
Field Goal Attempts	
Season	6, vs. Presbyterian (12/27/09)
Career	6, vs. Presbyterian (12/27/09)
Free Throws	
Season	4, vs. North Florida (12/19/09)
Career	4, vs. North Florida (12/19/09)
Free Throw Attempts	
Season	4, vs. North Florida (12/19/09)
Career	4, vs. North Florida (12/19/09)
3-Point Field Goals	
Season	--
Career	--
3-Point Field Goal Attempts	
Season	1, vs. Grambling St. (11/21/09)
Career	1, vs. Grambling St. (11/21/09)

Williams' Career Stats

Year	GP	GS	Min	Avg	FG-FGA	Pct	3FG-FGA	Pct	FT-FTA	Pct	Off	Def	Tot	Avg	PF	FO	Ast	TO	Blk	Stl	Pts	Avg
2009-10	17	0	103	6.1	8-22	36.4	0-1	00.0	6-12	50.0	11	15	26	1.5	19	0	3	6	2	2	22	1.3



21

Joseph Fulce



Junior • Forward • 6-7 • 205 • Plano, Texas • Plano/Tyler JC

2009-10: Earned first career start in season opener vs. Centenary (11/13) and recorded six rebounds and two blocks ... Played 21 minutes vs. Grambling State (11/21) and added five points and five rebounds ... Scored six points and grabbed seven rebounds, including a game-high six offensive boards, vs. N.C. State (12/5) ... Recorded first career double-double with career-high 13 points on 6-of-9 shooting from the field and a career-high 10 rebounds vs. North Florida (12/19); also added two steals and a pair of blocks in win over UNF ... Contributed six points, five rebounds and a career-high three assists vs. Presbyterian (12/27) ... Had a team-high four offensive rebounds vs. Georgetown (1/6) ... Shot 4-of-4 from the field in the second half vs. Villanova (1/9), including his first career 3-point basket, and finished with nine points ... Had two of the team's seven steals at Syracuse (1/23) ... Matched his career-high with 13 points on 5-of-6 shooting vs. Rutgers (1/26) ... Chipped in 13 points, matching a career-high, on 6-of-8 shooting from the field vs. Cincinnati (2/21) ... Posted all 11 of MU's points off the bench on 4-of-6 shooting from the field and grabbed six rebounds vs. Louisville (3/2) ...

Season & Career Highs

Points	
Season	13, Three times
Career	13, Three times
Rebounds	
Season	10, vs. North Florida (12/19/09)
Career	10, vs. North Florida (12/19/09)
Assists	
Season	3, vs. Presbyterian (12/27/09)
Career	3, vs. Presbyterian (12/27/09)
Steals	
Season	2, Five times
Career	2, Six times
Blocked Shots	
Season	2, Twice
Career	2, Twice
Minutes	
Season	23, vs. North Florida (12/19/09)
Career	23, vs. North Florida (12/19/09)
Field Goals	
Season	6, Twice
Career	6, Twice
Field Goal Attempts	
Season	9, vs. North Florida (12/19/09)
Career	9, vs. North Florida (12/19/09)
Free Throws	
Season	3, Twice
Career	3, Twice
Free Throw Attempts	
Season	4, vs. Centenary (11/13/09)
Career	4, vs. Centenary (11/13/09)
3-Point Field Goals	
Season	1, Four times
Career	1, Four times
3-Point Field Goal Attempts	
Season	1, Seven times
Career	1, Nine times

Fulce's Career Stats

Year	GP	GS	Min	Avg	FG-FGA	Pct	3FG-FGA	Pct	FT-FTA	Pct	Off	Def	Tot	Avg	PF	FO	Ast	TO	Blk	Stl	Pts	Avg
2008-09	11	0	62	5.6	6-12	50.0	0-2	00.0	3-4	75.0	6	6	12	1.1	13	0	3	1	1	2	15	1.4
2009-10	30	13	355	11.8	48-92	52.2	4-8	50.0	15-18	83.3	37	60	97	3.2	48	0	10	13	10	15	115	3.8
TOTAL	41	13	417	10.2	54-104	51.9	4-10	40.0	18-22	81.1	43	66	109	2.7	61	0	13	14	11	17	130	3.2



23

Dwight Buycks



Junior • Guard • 6-3 • 190 • Milwaukee, Wis. • Bay View/Indian Hills CC

2009-10: Started the season opener vs. Centenary (11/13), his first career game as a member of the Golden Eagles, and finished with seven points, five rebounds, four assists and a pair of steals ... One of four MU players to score in double figures vs. Maryland Eastern Shore (11/17) with 12 points, including three assists and two steals ... Registered his first career double-double with 10 points and 10 rebounds vs. Grambling State (11/21) and dished out a career-best seven assists ... Was one of three MU players to record a game-high five assists vs. South Dakota (11/24) ... Tallied 13 points in upset over No. 15 Michigan (11/27) ... Had a career-high four steals vs. N.C. State (12/5) ... Contributed a team-high five assists and had two steals vs. Milwaukee (12/8) ... Led the MU bench with nine points and seven rebounds in win over North Florida (12/19) ... Pitched in 14 points to go along with four rebounds and three assists vs. Presbyterian (12/27) ... Dished out a team-high four assists vs. West Virginia (12/29) ... Scored a career-high 15 points vs. Villanova (1/2) and had a team-high two steals ... Was one of three MU players to score in double figures vs. Georgetown (1/6), tallying eight of his 10 points in the second half while playing a career high 39 minutes in the upset over the Hoyas ... Led MU with four assists and a team-high 38 minutes played vs. Villanova (1/9), finishing with 11 points and six rebounds ... Shot 4-of-6 from the field and tallied nine points, two assists and two steals vs. Syracuse (1/23) ... His four steals vs. Rutgers (1/26) tied a career-high ... Scored 14 of MU's 15 bench points vs. DePaul (2/3) on 3-for-4 shooting from the field and 8-of-10 shooting from the foul line in 16 minutes of action ... Tallied his first career block vs. Providence (2/6) to go along with eight points and five boards ... Garnered four steals vs. Pittsburgh (2/18),

tying a career-high mark ... Had a game-high three steals at St. John's (2/23) ... Missed two game due to illness before coming back to play two minutes vs. Notre Dame (3/6) ...

Season & Career Highs

Points	
Season	15, vs. Villanova (1/2/10)
Career	15, vs. Villanova (1/2/10)
Rebounds	
Season	10, vs. Grambling St. (11/21/09)
Career	10, vs. Grambling St. (11/21/09)
Assists	
Season	7, vs. Grambling St. (11/21/09)
Career	7, vs. Grambling St. (11/21/09)
Steals	
Season	4, Three times
Career	4, Three times
Blocked Shots	
Season	1, vs. Providence (2/6/10)
Career	1, vs. Providence (2/6/10)
Minutes	
Season	39, vs. Georgetown (1/6/10)
Career	39, vs. Georgetown (1/6/10)
Field Goals	
Season	6, Twice
Career	6, Twice
Field Goal Attempts	
Season	14, vs. Villanova (1/2/10)
Career	14, vs. Villanova (1/2/10)
Free Throws	
Season	8, vs. DePaul (2/3/10)
Career	8, vs. DePaul (2/3/10)
Free Throw Attempts	
Season	10, vs. DePaul (2/3/10)
Career	10, vs. DePaul (2/3/10)
3-Point Field Goals	
Season	2, Three times
Career	2, Three times
3-Point Field Goal Attempts	
Season	5, Twice
Career	5, Twice

Buycks' Career Stats

Year	GP	GS	Min	Avg	FG-FGA	Pct	3FG-FGA	Pct	FT-FTA	Pct	Off	Def	Tot	Avg	PF	FO	Ast	TO	Blk	Stl	Pts	Avg
2009-10	28	11	698	24.9	73-174	42.0	15-53	28.3	33-45	73.3	27	65	92	3.3	50	1	66	51	1	35	194	6.9



32

Lazar Hayward



Senior • Forward • 6-6 • 225 • Buffalo, N.Y. • Notre Dame Prep (Mass.)

2009-10: Second Team All-BIG EAST selection ... One of six players named to the Preseason All-BIG EAST First Team ... Poured in a career high 28 points, including 18 points in the second half, in win over Maryland Eastern Shore (11/17) ... Scored 12 points vs. Grambling State (11/21) and had a career-high four assists ... Scored 18 of his game-high 20 points in the first half and grabbed a game-high eight rebounds in win over South Dakota (11/24) ... Named to the Old Spice Classic All-Tournament Team after averaging 23.3 ppg and 7.3 rpg ... Posted a game-high 27 points vs. Xavier (11/26) ... Finished with 22 points and nine rebounds vs. Michigan (11/27) ... Recorded his first double-double of the season with 21 points and 10 rebounds and matched career-high with four steals vs. Florida State (11/29) ... Named to BIG EAST Weekly Honor Roll on Nov. 30 ... Contributed 15 points vs. N.C. State (12/5) ... Chipped in 13 points and two steals vs. Milwaukee (12/8) ... Had a game-high 21 points and grabbed 12 rebounds vs. Wisconsin (12/12) and matched a career-high with two blocks ... Tallied a game-high 23 points and three steals and had seven rebounds vs. Presbyterian (12/27) ... Registered 17 of his game-high 24 points in the first half and finished 4-of-7 shooting from beyond the arc vs. West Virginia (12/29) ... Recorded 17 points and a season-high 14 rebounds vs. Villanova (1/2) ... Posted his second consecutive double-double by recording 12 points and 11 rebounds and matched a career-high with four steals vs. Georgetown (1/6) ... Scored 18 of his game-high 20 points in the second half vs. Villanova (1/9) and finished with a team-high four 3-pointers, eight rebounds and three steals ... Pitched in 22 points on 9-of-15 shooting vs. Providence (1/17) ... Led Marquette with 14 points, all in the first half, and posted a team-high eight rebounds vs. DePaul (1/20) ... Contributed

16 points and a team-high eight rebounds vs. Syracuse (1/23) ... Paced MU with 12 rebounds and added 12 points vs. Rutgers (1/26) ... Added 20 points and knocked down four 3-pointers, matching a career high, vs. Connecticut (1/30) ... Tied his his season-high mark of 14 rebounds, scored 19 points and registered a game-high three steals vs. DePaul (2/3) ... Scored 20 points in the second half in a come-from-behind win vs. Providence (2/6), and matched career highs in points (28), assists (4), steals (4) and 3-point field goals (5) ... Named to the BIG EAST Weekly Honor Roll on Feb. 8 ... Recorded his team-leading seventh double-double of the season with 18 points and 14 rebounds to go along with three steals and a pair of blocks vs. USF (2/13) ... Named to the BIG EAST Weekly Honor Roll on Feb. 15, his fourth nod of the season ... Registered 11 points vs. Pittsburgh (2/18) to become the only player in MU history to record 1,700 career points and over 800 career rebounds ... Scored five of his 13 points in overtime and added 11 rebounds in win over Cincinnati (2/21) ... Led Marquette with a game-high 22 points and was 6-of-6 from the free throw line at St. John's (2/23) ... Added a team-high 23 points and career-high three blocks vs. Seton Hall (2/28) ... Scored 12 of his team-high 18 points in the first half vs. Notre Dame (3/6) ...

Season & Career Highs

Points	
Season	28, Twice
Career	28, Twice
Rebounds	
Season	14, Three times
Career	18, vs. IPFW (12/13/08)
Assists	
Season	4, Twice
Career	4, Twice
Steals	
Season	4, Three times
Career	4, Seven times
Blocked Shots	
Season	3, vs. Louisville (3/2/10)
Career	3, vs. Louisville (3/2/10)
Minutes	
Season	43, vs. Louisville (3/2/10)
Career	43, vs. Louisville (3/2/10)
Field Goals	
Season	12, vs. UMES (11/17/09)
Career	12, vs. UMES (11/17/09)
Field Goal Attempts	
Season	22, Twice
Career	22, Twice
Free Throws	
Season	7, Twice
Career	9, vs. Western Carolina (12/19/08)
Free Throw Attempts	
Season	8, Three times
Career	11, vs. Notre Dame (3/13/08)
3-Point Field Goals	
Season	5, Providence (2/6/10)
Career	5, Three times
3-Point Field Goal Attempts	
Season	11, vs. Louisville (3/2/10)
Career	11, vs. Louisville (3/2/10)


Hayward's Career Stats

Year	GP	GS	Min	Avg	FG-FGA	Pct	3FG-FGA	Pct	FT-FTA	Pct	Off	Def	Tot	Avg	PF	FO	Ast	TO	Blk	Stl	Pts	Avg
2006-07	34	16	553	16.3	83-194	42.8	10-48	20.8	48-72	66.7	61	63	124	3.6	73	1	10	35	3	20	224	6.6
2007-08	35	33	889	25.4	158-333	47.4	41-91	45.1	92-119	77.3	66	162	228	6.5	94	3	21	63	13	39	449	12.8
2008-09	35	35	1109	31.7	204-435	46.9	53-148	35.8	109-133	82.0	99	203	302	8.6	89	2	39	65	9	35	570	16.3
2009-10	30	30	963	32.1	196-460	42.6	53-161	32.9	96-115	83.5	69	166	235	7.8	100	3	44	58	16	52	541	18.0
TOTAL	134	114	3514	26.2	641-1422	45.1	157-448	35.0	345-439	78.6	295	594	889	6.6	356	9	114	221	41	146	1784	13.3



33

Jimmy Butler



Junior • Forward • 6-6 • 225 • Tomball, Texas • Tomball/Tyler JC

2009-10: Earned All-BIG EAST Honorable Mention accolades in his first full season as a starter at Marquette ... Led MU with a career-high 27 points on 11-of-16 shooting from the field and a game high 13 rebounds while making his first collegiate start vs. Centenary (11/13) in the season opener; also went a perfect 5-of-5 from the foul line against the Gents ... Knocked down his first career 3-pointers in shooting 3-of-3 beyond the arc and finished with 12 points, seven rebounds, three assists and two steals vs. Maryland Eastern Shore (11/17) ... Netted a team-high 15 points in win over Grambling State (11/21) ... Was one of four MU players to score in double figures with 13 points vs. South Dakota (11/24) and two blocks ... Registered a career-high four blocks and was 4-of-5 from the field and 7-of-10 from the foul line to score 15 points vs. Xavier (11/26) ... Added 17 points and nine rebounds vs. Michigan (11/27) ... Recorded a double-double with 10 points and 11 rebounds vs. Florida State (11/29) ... Tallied his third double-double of the season and second in as many games with 19 points and a game-high 12 rebounds vs. N.C. State (12/5) ... Was 6-of-6 from the field and 7-of-9 from the foul line in scoring a game-high 19 points vs. Milwaukee (12/8) ... Shot 5-of-6 from the field and was 11-of-13 from the foul line to finish with a game-high 21 points vs. North Florida (12/19) to go along with two blocks and two steals ... Registered a career-high five assists and added 16 points and a game-high eight rebounds vs. Presbyterian (12/27) ... Had nine points, three assists and a steal vs. West Virginia (12/29) ... Played a career-high 39 minutes vs. Villanova (1/2) and scored a game-high 19 points and had seven rebounds ... Went a perfect 10-of-10 from the charity stripe, including eight free throws in the second half, and scored 14 points vs. Villanova (1/9) ... Was 6-of-7 from the field and finished with

14 points, five rebounds and four assists vs. Providence (1/17) ... Added 13 points and six rebounds vs. Syracuse (1/23) ... Matched Darius Johnson-Odom's 16 points to lead MU in scoring vs. Rutgers (1/26) to go along with eight rebounds ... Shot 9-of-12 from the charity stripe and led MU in scoring for the second straight outing with a game-high 21 points vs. Connecticut (1/30), while also hitting the game-winning shot against the Huskies ... Was named to the BIG EAST Weekly Honor Roll on Feb. 1 ... Made a Marquette single-game season-high and personal career-high 14 free throws on 16 attempts and finished with 18 points vs. DePaul (2/3) ... Shot 8-of-12 from the field to finish with 19 points vs. Providence (2/6) ... Had a career-high four steals vs. USF (2/13) and added 15 points and six boards ... Chipped in a game-high 14 points and led MU with seven rebounds vs. Pittsburgh (2/18) ... Went 9-of-10 from the free throw line and finished with 20 points and seven rebounds vs. Cincinnati (2/21) ... Knocked down the game-winner, a baseline jumper with 0.5 seconds remaining in overtime, while chipping in 18 points and a team-high eight rebounds at St. John's (2/23) ... Contributed 13 points in overtime win at Seton Hall (3/2) ... His four steals vs. Notre Dame (3/6) matched a career-high to go along with 16 points and a team-high eight rebounds ...

Season & Career Highs

Points	
Season	27, vs. Centenary (11/13/09)
Career	27, vs. Centenary (11/13/09)
Rebounds	
Season	13, vs. Centenary (11/13/09)
Career	14, vs. Syracuse (3/7/09)
Assists	
Season	5, vs. Presbyterian (12/27/09)
Career	5, vs. Presbyterian (12/27/09)
Steals	
Season	4, Twice
Career	4, Twice
Blocked Shots	
Season	4, vs. Xavier (11/26/09)
Career	4, vs. Xavier (11/26/09)
Minutes	
Season	43, Twice
Career	43, Twice
Field Goals	
Season	11, vs. Centenary (11/13/09)
Career	11, vs. Centenary (11/13/09)
Field Goal Attempts	
Season	16, vs. Centenary (11/13/09)
Career	16, vs. Centenary (11/13/09)
Free Throws	
Season	14, vs. DePaul (2/3/10)
Career	14, vs. DePaul (2/3/10)
Free Throw Attempts	
Season	16, vs. DePaul (2/3/10)
Career	16, Twice
3-Point Field Goals	
Season	3, vs. UMES (11/17/09)
Career	3, vs. UMES (11/17/09)
3-Point Field Goal Attempts	
Season	3, Twice
Career	3, Twice


Butler's Career Stats

Year	GP	GS	Min	Avg	FG-FGA	Pct	3FG-FGA	Pct	FT-FTA	Pct	Off	Def	Tot	Avg	PF	FO	Ast	TO	Blk	Stl	Pts	Avg
2008-09	35	0	687	19.6	55-107	51.4	0-4	00.0	86-112	76.8	75	63	138	3.9	66	2	26	17	16	17	196	5.6
2009-10	30	30	1026	34.2	134-249	53.8	15-30	50.0	174-225	77.3	79	117	196	6.5	59	2	62	34	19	40	457	15.2
TOTAL	65	30	1713	26.4	189-356	53.1	15-34	44.1	260-337	77.2	154	180	334	5.1	125	4	88	51	35	57	653	10.0



42

Chris Otule



Sophomore • Center • 6-10 • 250 • Richmond, Texas • Ft. Bend Bush

2009-10: Played six minutes in the season opener vs. Centenary (11/13) ... Scored six points on 3-of-4 shooting from the field and added a career high three blocks vs. Maryland Eastern Shore (11/17) ... Garnered first career start vs. Grambling State (11/21) ... Will miss the remainder of the season with broken foot ...

Season & Career Highs

Points	
Season	6, vs. UMES (11/17/09)
Career	6, vs. UMES (11/17/09)
Rebounds	
Season	3, vs. UMES (11/17/09)
Career	5, vs. Presbyterian (12/28)
Assists	
Season	--
Career	--
Steals	
Season	--
Career	--
Blocked Shots	
Season	3, vs. UMES (11/17/09)
Career	3, vs. UMES (11/17/09)
Minutes	
Season	11, vs. UMES (11/17/09)
Career	14, vs. Presbyterian (12/28)
Field Goals	
Season	3, vs. UMES (11/17/09)
Career	3, vs. UMES (11/17/09)
Field Goal Attempts	
Season	4, vs. UMES (11/17/09)
Career	5, vs. Presbyterian (12/28)
Free Throws	
Season	1, vs. Grambling St. (11/21/09)
Career	3, vs. Western Carolina (12/19/08)
Free Throw Attempts	
Season	2, vs. Centenary (11/13/09)
Career	6, vs. Western Carolina (12/20/08)
3-Point Field Goals	
Season	--
Career	--
3-Point Field Goal Attempts	
Season	--
Career	--


Otule's Career Stats

Year	GP	GS	Min	Avg	FG-FGA	Pct	3FG-FGA	Pct	FT-FTA	Pct	Off	Def	Tot	Avg	PF	FO	Ast	TO	Blk	Stl	Pts	Avg
2008-09	9	0	60	6.7	4-11	36.4	0-0	00.0	4-10	40.0	5	5	10	1.1	9	0	0	6	5	0	12	1.3
2009-10	3	1	25	8.3	5-8	62.5	0-0	00.0	1-6	16.7	5	1	6	2.0	5	0	0	3	5	0	11	3.7
TOTAL	12	1	85	7.1	9-19	47.4	0-0	00.0	5-16	31.3	10	6	16	1.3	14	0	0	9	10	0	23	1.9



45

Robert Frozena



Junior • Guard • 6-1 • 190 • Sherwood, Wis. • St. Mary Central

2009-10: Played in each of the team's first four games of the season ... tallied a career-high three points vs. Grambling State (11/21) ... Knocked down his first career 3-pointer and tied a career high with three points in seven minutes of action vs. South Dakota (11/24) ... Played seven minutes vs. Presbyterian (12/27), matching a career high ...

Season & Career Highs

Points	
Season	3, Twice
Career	3, Twice
Rebounds	
Season	1, Four times
Career	2, Three times
Assists	
Season	1, vs. Presbyterian (12/27/09)
Career	1, Twice
Steals	
Season	1, vs. South Dakota (11/24/09)
Career	1, Twice
Blocked Shots	
Season	--
Career	--
Minutes	
Season	7, Twice
Career	7, Twice
Field Goals	
Season	1, Twice
Career	1, Three times
Field Goal Attempts	
Season	2, vs. Providence (1/17/10)
Career	2, Twice
Free Throws	
Season	1, vs. Grambling St. (11/21/09)
Career	2, Twice
Free Throw Attempts	
Season	3, vs. Grambling St. (11/21/09)
Career	3, vs. Grambling St. (11/21/09)
3-Point Field Goals	
Season	1, vs. South Dakota (11/24/09)
Career	1, vs. South Dakota (11/24/09)
3-Point Field Goal Attempts	
Season	1, vs. South Dakota (11/24/09)
Career	1, vs. South Dakota (11/24/09)

Frozena's Career Stats

Year	GP	GS	Min	Avg	FG-FGA	Pct	3FG-FGA	Pct	FT-FTA	Pct	Off	Def	Tot	Avg	PF	FO	Ast	TO	Blk	Stl	Pts	Avg
2007-08	7	0	9	1.3	0-0	00.0	0-0	00.0	3-4	75.0	0	2	2	0.3	0	0	1	0	0	1	3	0.4
2008-09	11	0	22	2.0	1-4	25.0	0-0	00.0	2-4	50.0	4	3	7	0.6	3	0	0	3	0	0	4	0.4
2009-10	8	0	28	3.5	2-4	50.0	1-1	1.000	1-3	33.3	1	3	4	0.5	3	0	1	2	0	1	6	0.8
TOTAL	26	0	59	2.3	3-8	37.5	1-1	1.000	6-11	54.5	5	8	13	0.5	6	0	2	5	0	2	13	0.5



55 Youssoupha Mbao

Freshman • Center • 7-2 • 215 • Dakar, Senegal • Stoneridge Prep



2009-10: Played his first collegiate game vs. Grambling State (11/21) and recorded his first collegiate block ... Saw 12 minutes of action vs. South Dakota (11/24) ... Had one of MU's two blocks and played a career-high 15 minutes vs. Presbyterian (12/27) ... Has been out with knee and wrist injury since Jan. 17 ...

Season & Career Highs

Points	
Season	1, vs. Grambling St. (11/21/09)
Career	1, vs. Grambling St. (11/21/09)
Rebounds	
Season	2, vs. North Florida (12/19/09)
Career	2, vs. North Florida (12/19/09)
Assists	
Season	2, vs. South Dakota (11/24/09)
Career	2, vs. South Dakota (11/24/09)
Steals	
Season	1, vs. Presbyterian (12/27/09)
Career	1, vs. Presbyterian (12/27/09)
Blocked Shots	
Season	1, Five times
Career	1, Five times
Minutes	
Season	15, vs. Presbyterian (12/27/09)
Career	15, vs. Presbyterian (12/27/09)
Field Goals	
Season	--
Career	--
Field Goal Attempts	
Season	1, vs. South Dakota (11/24/09)
Career	1, vs. South Dakota (11/24/09)
Free Throws	
Season	1, vs. Grambling St. (11/21/09)
Career	1, vs. Grambling St. (11/21/09)
Free Throw Attempts	
Season	2, vs. Grambling St. (11/21/09)
Career	2, vs. Grambling St. (11/21/09)
3-Point Field Goals	
Season	--
Career	--
3-Point Field Goal Attempts	
Season	--
Career	--

Mbao's Career Stats

Year	GP	GS	Min	Avg	FG-FGA	Pct	3FG-FGA	Pct	FT-FTA	Pct	Off	Def	Tot	Avg	PF	FO	Ast	TO	Blk	Stl	Pts	Avg
2009-10	10	0	60	6.0	0-1	00.0	0-0	00.0	1-2	50.0	3	4	7	0.7	13	0	4	2	5	1	1	0.1

Marquette Game Notes

Page 33



CAREER GAME-BY-GAME STATISTICS

1 JOHNSON-ODOM, D.

2009-10 Statistics

	min	fg-a	3fg-a	ft-a	reb	ast	to	bk	st	pf	pts
Cenlenary	23	3-6	2-5	2-2	2	1	2	0	1	3	10
UMES	12	1-6	1-5	0-0	1	1	1	0	1	1	3
Grambling St.	16	3-5	3-4	4-4	1	2	1	0	1	1	13
South Dakota*	18	6-12	3-5	3-3	2	5	0	0	1	1	18
vs. Xavier*	26	3-9	1-1	1-2	2	2	3	0	0	2	8
vs. Michigan*	35	5-9	2-4	2-3	4	3	2	0	1	2	14
vs. Florida St.*	33	6-11	3-6	2-3	1	0	2	0	3	3	17
NC State*	34	3-6	3-4	2-4	5	1	3	0	0	5	11
Milwaukee	23	6-9	3-4	0-0	4	3	1	0	2	1	15
at Wisconsin	28	4-8	3-5	2-2	1	1	5	0	0	5	13
North Florida	23	3-6	1-2	0-0	2	2	1	0	0	3	7
Presbyterian	20	6-9	3-3	0-0	1	4	0	0	0	1	15
at West Virginia	34	5-12	3-4	1-3	6	1	2	1	2	1	14
Villanova	17	1-6	0-2	2-4	0	3	1	0	1	5	4
Georgetown	22	3-7	1-5	0-0	2	4	0	0	3	2	7
at Villanova	30	5-12	3-6	3-8	2	2	2	1	0	3	16
Providence*	30	8-14	4-8	2-2	5	4	3	0	0	2	22
at DePaul*	24	2-9	1-5	2-2	1	5	4	0	0	2	7
at Syracuse*	32	5-14	3-6	4-7	1	2	2	0	1	1	17
Rutgers*	31	7-14	2-4	0-1	2	2	1	0	1	1	16
at Connecticut*	35	4-12	3-7	4-6	1	2	0	0	1	3	15
DePaul*	30	7-11	3-6	4-5	2	2	5	0	1	4	21
at Providence*	27	4-9	2-4	2-4	3	4	3	2	1	2	12
USF*	31	1-5	1-4	0-2	1	0	1	1	0	2	3
Pittsburgh*	36	5-12	2-5	1-1	6	1	3	0	2	2	13
at Cincinnati*	40	8-15	3-7	1-1	3	1	5	0	1	1	20
at St. John's*	37	2-12	2-5	1-2	4	1	1	0	1	3	7
at Seton Hall*	41	7-12	1-3	1-2	5	3	3	0	2	2	16
Louisville*	38	8-12	4-6	2-3	7	0	3	0	0	0	22
Notre Dame*	41	4-11	0-4	4-4	5	4	1	0	2	5	12
St. John's/UConn											

2 ACKER, Maurice

2009-10 Statistics

	min	fg-a	3fg-a	ft-a	reb	ast	to	bk	st	pf	pts
Cenlenary	19	5-9	0-1	1-2	1	4	1	0	1	4	11
UMES	25	3-8	1-4	1-2	1	4	1	0	3	1	8
Grambling St.	17	3-6	2-3	1-2	3	4	2	0	1	1	9
South Dakota	21	4-7	3-4	0-0	0	3	1	0	2	1	11
vs. Xavier	25	4-6	1-2	2-3	1	4	4	0	5	2	11
vs. Michigan	29	3-5	2-4	0-1	0	4	0	1	2	1	8
vs. Florida St.	26	1-3	0-1	0-0	1	2	1	0	1	2	2
NC State	18	3-7	2-4	2-2	2	7	2	0	2	4	10
Milwaukee*	28	1-5	0-2	6-6	2	1	0	0	4	1	8
at Wisconsin*	28	2-5	1-2	1-2	5	3	2	0	0	4	6
North Florida*	22	1-8	0-2	2-2	2	2	3	0	0	3	4
Presbyterian	22	5-10	2-5	2-2	0	1	1	0	1	2	14
at West Virginia	23	2-4	1-1	0-0	3	4	2	0	0	2	5
Villanova	26	1-4	1-3	2-3	2	5	1	0	0	2	5
Georgetown	14	2-4	0-1	0-1	1	0	0	0	1	2	4
at Villanova	24	2-6	2-2	0-0	2	3	0	0	2	3	6
Providence*	34	8-9	6-6	1-1	1	2	2	0	1	4	23
at DePaul*	29	3-4	0-0	0-0	1	2	1	0	2	3	6
at Syracuse*	32	4-8	4-5	0-0	0	6	1	0	0	2	12
Rutgers*	27	5-8	4-5	0-0	1	5	1	0	2	2	14
at Connecticut*	36	2-7	0-2	0-0	1	6	0	0	1	2	4
DePaul*	36	1-9	1-4	2-2	3	3	2	0	1	3	5
at Providence*	32	1-5	0-4	0-0	1	4	0	0	1	3	2
USF*	37	6-9	2-3	0-1	2	6	0	0	1	1	14
Pittsburgh*	29	2-7	1-5	0-0	5	4	1	0	0	4	5
at Cincinnati*	38	1-5	1-3	4-4	4	6	0	0	0	2	7
at St. John's*	34	3-8	1-2	0-1	3	3	1	0	1	3	7
at Seton Hall*	40	3-9	2-4	4-4	2	4	2	0	1	3	12
Louisville*	36	4-8	2-4	5-6	3	4	2	0	2	0	15
Notre Dame*	43	1-7	1-4	2-2	3	6	1	0	2	3	5
St. John's/UConn											

2008-09 Statistics

	min	fg-a	3fg-a	ft-a	reb	ast	to	bk	st	pf	pts
Houston Baptist	16	1-6	0-1	2-2	5	1	0	0	0	3	4
Chicago State	15	2-5	1-2	2-2	0	0	0	0	2	4	7
Milwaukee	16	1-5	0-2	1-3	2	1	1	0	0	1	3
Texas Southern	19	3-5	3-4	1-2	2	2	0	0	1	3	10
vs. Northern Iowa	19	2-6	0-4	0-0	1	3	0	0	1	0	4
vs. Dayton	14	0-1	0-0	0-0	3	0	2	0	0	2	0
Central Michigan	14	1-3	1-1	0-0	2	0	1	0	1	1	3
Wisconsin	8	0-1	0-1	6-7	0	1	0	0	1	2	6
IPFW	16	0-2	0-2	0-0	0	2	1	0	0	0	0
vs. Tennessee	8	0-2	0-1	0-0	0	0	0	0	0	3	0
Western Carolina	18	3-4	2-3	0-0	0	2	2	0	2	2	8
at N.C. State	9	0-0	0-0	0-0	1	1	0	0	0	2	0
Presbyterian	16	0-2	0-2	1-2	2	10	1	0	4	1	1
Villanova	5	0-1	0-1	0-0	1	1	2	0	0	0	0
Cincinnati	12	1-3	1-3	0-0	0	2	3	0	0	2	3
at Rutgers	4	0-1	0-1	0-0	1	1	0	0	0	0	0
West Virginia											DNP
at Providence	17	0-1	0-1	0-1	2	3	0	0	3	3	0
DePaul	3	0-1	0-1	0-0	0	0	0	0	0	1	0
at Notre Dame	22	0-2	0-2	0-2	3	1	0	0	1	2	0
Georgetown	7	0-0	0-0	2-2	1	1	0	0	1	2	2
at DePaul	10	0-2	0-1	0-0	0	4	0	0	0	2	0
at USF	6	0-3	0-3	0-0	0	1	0	0	1	2	0
at Villanova	8	0-0	0-0	0-0	1	0	0	0	0	2	0
St. John's	8	0-0	0-0	0-0	1	1	2	0	0	0	0
Seton Hall	3	0-1	0-1	0-0	0	0	1	0	0	2	0
at Georgetown											DNP
Connecticut	33	2-2	2-2	0-0	3	4	0	0	1	4	6
at Louisville	33	1-5	1-5	0-0	3	3	2	0	0	3	3
at Pittsburgh	29	2-4	2-4	0-0	2	2	2	0	1	1	6
Syracuse	40	2-8	2-7	0-0	3	7	2	0	2	2	6
vs. St. John's	27	1-4	0-2	3-4	2	2	1	0	1	1	5
vs. Villanova	30	4-5	3-4	1-2	2	2	1	0	0	4	12
vs. Utah State	24	1-4	1-4	2-2	1	2	0	0	0	2	5
vs. Missouri	27	0-2	0-2	0-0	1	1	1	0	0	2	0

2007-08 Statistics

	min	fg-a	3fg-a	ft-a	reb	ast	to	bk	st	pf	pts
IUPUI	12	1-2	1-2	0-1	1	1	1	0	0	1	3
Utah Valley	9	0-1	0-1	0-0	1	2	2	0	1	2	0
at Chaminade	8	0-2	0-2	0-0	1	1	1	0	0	1	0
vs. Okla. St.	16	3-6	1-2	0-0	2	2	2	0	0	3	7
vs. Duke	14	2-3	1-1	0-0	1	3	2	0	2	1	5
UWM	13	1-6	0-3	3-4	1	2	1	0	0	1	5
at Wisconsin	12	2-3	2-2	0-0	0	2	1	0	2	1	6
Sacramento St.	17	3-6	1-2	3-6	0	2	0	0	1	2	10
IPFW	21	3-7	1-3	0-0	4	2	2	0	3	3	7
Coppin St.	18	3-5	1-3	0-0	1	4	1	0	1	2	7
Savannah St.	12	2-4	1-1	0-0	0	1	2	0	2	0	5
Providence	11	3-4	2-2	0-0	2	0	2	0	1	4	8
at WVU	12	0-2	0-2	2-2	0	2	1	0	0	2	2
Seton Hall	28	1-5	1-3	2-2	3	6	1	1	1	5	5
Notre Dame	14	1-4	0-2	0-0	1	5	2	0	1	3	2
at Louisville	18	2-7	0-3	2-2	1	0	1	0	2	0	6
at Connecticut	18	3-7	2-3	1-2	0	5	0	0	0	3	9
DePaul	17	1-2	1-2	0-0	2	2	1	0	1	0	3
USF	22	0-3	0-1	2-2	1	1	0	0	1	2	2
at Cincinnati	11	0-0	0-0	2-2	0	2	1	0	1	1	2
Louisville	22	2-5	2-4	2-2	3	4	0	0	1	2	8
at Notre Dame	2	0-0	0-0	0-0	0	0	0	0	0	0	0
at Seton Hall	8	2-4	0-1	0-0	0	0	2	0	0	2	4
Pittsburgh	5	1-2	0-0	2-2	0	1	2	0	1	1	4
at St. John's	2	0-0	0-0	0-0	0	0	1	0	0	0	0
Rutgers	9	1-1	0-0	0-0	2	3	0	0	1	1	2
at Villanova	13	3-5	2-4	4-4	2	0	0	0	1	2	12
Georgetown	7	0-1	0-0	0-0	0	0	0	0	0	1	0
Florida Gulf Coast	8	1-2	1-1	0-0	0	1	1	0	0	0	3
at Syracuse	6	3-3	1-1	0-0	1	1	1	0	0	2	7
vs. Seton Hall	20	2-3	1-2	0-0	2	2	0	0	1	1	5
vs. Notre Dame	20	4-6	2-4	1-2	0	3	2	0	1	1	11
vs. Pittsburgh	14	1-4	1-2	0-0	0	0	3	0	0	2	3
vs. Kentucky	15	1-3	0-0	0-0	1	2	0	0	1	1	2
vs. Stanford	13	1-2	1-2	0-0	1	0	0	0	0	1	3

* - indicates player started the game



CAREER GAME-BY-GAME STATISTICS

#5 CADOUGAN, Junior

2009-10 Statistics

	min	fg-a	3fg-a	ft-a	reb	ast	to	bk	st	pf	pts
Centenary				DNP							
UMES				DNP							
Grambling St.				DNP							
South Dakota				DNP							
vs. Xavier				DNP							
vs. Michigan				DNP							
vs. Florida St.				DNP							
NC State				DNP							
Milwaukee				DNP							
at Wisconsin				DNP							
North Florida				DNP							
Presbyterian				DNP							
at West Virginia				DNP							
Villanova				DNP							
Georgetown				DNP							
at Villanova				DNP							
Providence				DNP							
at DePaul				DNP							
at Syracuse	.8	0-2	0-1	0-0	2	2	1	0	0	2	0
Rutgers	.7	0-3	0-1	2-2	1	0	0	0	0	0	2
at Connecticut				DNP							
DePaul	.4	0-0	0-0	1-2	0	0	0	0	0	0	1
at Providence				DNP							
USF				DNP							
Pittsburgh				DNP							
at Cincinnati	.4	0-0	0-0	0-0	0	1	1	0	0	0	0
at St. John's	.6	0-1	0-0	0-0	0	0	0	0	1	0	0
at Seton Hall	.6	0-0	0-0	0-0	0	0	0	0	0	1	0
Louisville	.4	0-0	0-0	0-0	0	1	1	0	0	0	0
Notre Dame	.2	0-0	0-0	0-0	0	0	0	0	0	0	0
St. John's/UConn											

10 CUBILLAN, David

2009-10 Statistics

	min	fg-a	3fg-a	ft-a	reb	ast	to	bk	st	pf	pts
Centenary*	.28	3-6	0-3	0-2	1	6	1	0	1	1	6
UMES*	.33	5-8	2-5	0-0	3	6	1	0	1	1	12
Grambling St.*	.30	3-12	1-4	1-1	6	1	3	0	5	1	8
South Dakota*	.22	3-4	3-4	0-0	0	5	1	0	1	0	9
vs. Xavier*	.29	1-2	1-2	2-2	4	2	2	0	0	1	5
vs. Michigan*	.28	1-2	1-2	0-0	2	2	0	0	0	3	3
vs. Florida St.*	.27	0-6	0-5	2-2	1	1	1	0	2	1	2
NC State*	.33	2-6	1-4	0-0	2	5	0	0	1	0	5
Milwaukee*	.30	2-2	2-2	0-0	1	0	0	0	0	2	6
at Wisconsin*	.23	1-3	1-2	0-0	0	1	0	0	0	3	3
North Florida*	.32	2-2	1-1	0-0	2	4	2	0	0	2	5
Presbyterian*	.18	3-3	2-2	2-2	1	3	1	0	0	1	10
at West Virginia*	.20	1-3	1-3	0-0	0	0	1	0	1	0	3
Villanova*	.36	4-7	2-5	0-0	0	1	0	0	0	3	10
Georgetown*	.29	6-7	6-6	0-0	1	3	2	0	0	0	18
at Villanova*	.21	0-1	0-1	0-0	0	3	0	0	1	0	0
Providence*	.29	1-3	0-1	0-0	1	7	1	0	0	3	2
at DePaul*	.37	2-3	1-1	0-1	4	2	0	0	0	1	5
at Syracuse*	.27	1-7	0-4	0-0	2	1	0	0	1	1	2
Rutgers*	.32	2-5	0-2	0-0	1	4	0	0	0	2	4
at Connecticut*	.35	3-6	2-4	0-0	0	5	0	0	2	0	8
DePaul*	.34	1-5	0-3	0-0	0	1	1	0	0	3	2
at Providence*	.34	4-8	2-6	3-3	1	4	2	0	0	2	13
USF*	.34	4-7	3-5	0-0	3	3	1	0	0	2	11
Pittsburgh*	.29	1-5	0-3	0-0	2	1	1	0	0	3	2
at Cincinnati*	.39	2-6	2-5	0-0	3	2	1	0	1	3	6
at St. John's*	.25	0-4	0-3	0-0	2	2	2	0	1	3	0
at Seton Hall*	.44	6-12	2-6	2-3	4	3	0	1	2	2	16
Louisville*	.39	2-5	1-2	0-0	1	4	1	0	3	0	5
Notre Dame*	.42	2-7	1-6	0-0	3	3	0	0	2	4	5
St. John's/UConn											

2008-09 Statistics

	min	fg-a	3fg-a	ft-a	reb	ast	to	bk	st	pf	pts
Houston Baptist	.11	1-4	1-3	0-2	0	1	1	0	0	0	3
Chicago State	.16	2-4	2-4	2-2	1	2	2	0	0	1	8
Milwaukee	.14	1-3	0-1	0-1	3	1	1	0	1	5	2
Texas Southern	.16	1-6	1-4	0-0	1	2	2	0	0	1	3
vs. Northern Iowa	.22	2-6	2-5	1-2	3	3	0	0	1	1	7
vs. Dayton	.20	2-3	1-2	0-0	1	1	0	0	0	3	5
Central Michigan	.29	1-6	1-4	2-2	3	4	2	1	1	2	5
Wisconsin	.6	0-1	0-1	0-0	0	0	0	0	0	0	0
IPFW	.20	1-5	0-4	0-0	1	1	1	0	1	0	2
vs. Tennessee	.0+	0-0	0-0	0-0	0	0	0	0	0	0	0
Western Carolina	.3	0-1	0-0	0-0	0	0	0	0	0	0	0
at N.C. State	.2	0-0	0-0	0-0	1	0	0	0	0	0	0
Presbyterian	.13	1-1	1-1	0-0	0	1	2	0	0	1	3
Villanova	.1	0-0	0-0	0-0	0	0	0	0	0	0	0
Cincinnati	.9	0-0	0-0	0-0	1	0	0	0	0	0	0
at Rutgers	.5	0-1	0-0	0-0	0	0	0	0	0	1	0
West Virginia				DNP							
at Providence	.3	0-1	0-1	0-0	0	0	0	0	0	0	0
DePaul	.3	0-1	0-0	0-0	0	0	0	0	0	0	0
at Notre Dame	.2	0-0	0-0	0-0	0	0	0	0	0	0	0
Georgetown	.3	0-1	0-0	0-0	0	0	0	0	0	1	0
at DePaul	.4	0-0	0-0	0-0	1	0	0	0	0	0	0
at USF				DNP							
at Villanova				DNP							
St. John's	.7	0-0	0-0	0-0	0	1	0	0	0	2	0
Seton Hall	.3	0-1	0-0	0-0	0	1	0	0	0	0	0
at Georgetown	.3	0-0	0-0	0-0	0	0	0	0	0	0	0
Connecticut				DNP							
at Louisville	.12	0-0	0-0	2-2	1	0	0	0	0	0	2
at Pittsburgh	.11	0-0	0-0	0-0	0	2	0	0	0	0	0
Syracuse	.4	0-0	0-0	0-0	0	1	0	0	0	0	0
vs. St. John's	.25	2-7	0-2	2-2	0	0	1	0	2	1	6
vs. Villanova	.14	1-2	1-2	0-0	0	1	0	0	1	2	3
vs. Utah State	.13	0-1	0-0	0-0	0	1	0	0	1	0	1
vs. Missouri	.2	0-0	0-0	0-0	0	0	0	0	0	0	0

2007-08 Statistics

	min	fg-a	3fg-a	ft-a	reb	ast	to	bk	st	pf	pts
IUPUI	.23	3-9	2-8	1-1	1	3	1	0	0	2	9
Utah Valley	.19	4-8	2-6	2-2	1	2	0	0	2	0	12
at Chaminade	.24	3-8	2-6	3-3	1	2	1	0	3	0	11
vs. Okla. St.	.23	4-5	2-2	0-0	2	1	2	0	0	0	10
vs. Duke	.21	2-4	2-4	0-0	1	2	0	0	1	2	6
UWM	.26	5-9	2-6	0-0	4	6	1	0	0	1	12
at Wisconsin	.20	1-5	1-4	0-0	1	2	0	0	0	1	3
Sacramento St.	.23	1-4	0-2	3-5	2	3	1	1	2	1	5
IPFW	.18	4-9	3-8	0-0	3	1	3	0	0	1	11
Coppin St.				DNP							
Savannah St.	.14	2-4	1-2	0-0	1	2	1	0	0	0	5
Providence	.22	1-4	0-3	0-0	1	1	0	0	2	1	2
at WVU	.20	2-6	1-4	0-0	2	2	0	0	4	5	5
Seton Hall	.10	1-4	1-4	0-0	0	0	0	0	0	1	3
Notre Dame	.15	4-7	3-5	0-0	2	2	1	0	1	0	11
at Louisville	.14	0-1	0-1	0-1	0	0	0	0	0	3	0
at Connecticut	.16	3-3	2-2	0-0	2	1	1	0	1	1	8
DePaul	.26	3-6	2-4	1-1	3	5	1	1	3	1	9
USF	.21	1-3	1-2	0-0	1	2	2	0	1	2	3
at Cincinnati	.7	0-2	0-2	0-0	0	0	0	0	1	0	0
Louisville	.19	0-3	0-3	0-0	2	2	0	1	0	1	0
at Notre Dame	.20	4-8	3-6	0-0	0	1	0	0	0	2	11
at Seton Hall	.20	2-8	2-4	4-4	1	0	0	0	1	1	10
Pittsburgh	.23	4-7	3-5	2-2	2	1	0	0	0	2	13
at St. John's	.24	1-5	1-4	0-0	2	3	2	0	2	0	3
Rutgers	.16	2-5	2-4	0-0	0	2	2	0	0	1	6
at Villanova	.16	1-3	0-2	0-0	1	0	1	0	2	1	0
Georgetown	.17	0-1	0-1	0-0	2	3	0	0	0	1	0
Florida Gulf Coast	.15	0-1	0-1	0-0	0	1	1	0	1	0	0
at Syracuse	.11	0-1	0-1	0-0	0	1	0	0	0	0	0
vs. Seton Hall	.4	0-3	0-1	0-0	2	0	0	0	0	1	0
vs. Notre Dame	.9	0-2	0-2	0-0	0	1	1	0	0	0	0
vs. Pittsburgh	.20	1-7	1-5	1-2	4	1	0	0	0	1	4
vs. Kentucky	.8	0-0	0-0	1-2	0	1	0	0	0	0	1
vs. Stanford	.14	0-3	0-2	0-0	0	1	0	0	0	0	0

2006-07 Statistics

	min	fg-a	3fg-a	ft-a	reb	ast	to	bk	st	pf	pts
Hillsdale	.19	2-3	1-2	0-1	2	1	2	0	1	2	5
Idaho State	.18	0-1	0-1	0-0	2	1	0	1	0	1	0
Detroit	.20	3-5	2-3	2-2	0	2	2	0	0	2	10
Eastern Michigan	.16	3-4	3-4	1-2	1	5	1	0	0	1	10
vs. Texas Tech	.28	4-6	3-5	0-0	5	1	1	0	1	2	11
vs. Duke	.19	1-3	1-3	2-3	1	0	1	0	0	2	5
at Valparaiso	.23	1-3	1-3	1-2	2	1	1	0	1	0	4
Northwestern St.	.22	1-5									

Marquette Game Notes

Page 35



CAREER GAME-BY-GAME STATISTICS

#12 WILLIAMS, Erik

2009-10 Statistics

	min	fg-a	3fg-a	ft-a	reb	ast	to	bk	st	pf	pts
Centenary	2	0-0	0-0	1-2	1	0	0	1	0	1	1
UMES				DNP							
Grambling St.	12	3-5	0-1	0-0	3	0	0	0	1	1	6
South Dakota	8	2-3	0-0	0-0	1	0	2	0	0	2	4
vs. Xavier				DNP							
vs. Michigan				DNP							
vs. Florida St.				DNP							
NC State				DNP							
Milwaukee	9	0-0	0-0	0-0	2	0	0	0	0	2	0
at Wisconsin				DNP							
North Florida	13	1-3	0-0	4-4	3	0	2	0	0	4	6
Presbyterian	15	2-6	0-0	0-1	6	2	0	0	0	2	4
at West Virginia				DNP							
Villanova				DNP							
Georgetown	7	0-0	0-0	0-0	0	1	0	0	0	1	0
at Villanova	6	0-0	0-0	0-0	1	0	0	0	0	0	0
Providence	7	0-2	0-0	1-2	2	0	0	0	1	1	1
at DePaul				DNP							
at Syracuse	0	0-0	0-0	0-0	0	0	0	0	0	0	0
Rutgers	5	0-0	0-0	0-2	1	0	0	0	0	1	0
at Connecticut	5	0-2	0-0	0-0	1	0	0	0	0	1	0
DePaul	7	0-1	0-0	0-1	4	0	0	0	0	0	0
at Providence	2	0-0	0-0	0-0	0	0	0	0	0	1	0
USF				DNP							
Pittsburgh				DNP							
at Cincinnati				DNP							
at St. John's				DNP							
at Seton Hall	2	0-0	0-0	0-0	0	0	1	1	0	0	0
Louisville	6	0-0	0-0	0-0	1	0	1	0	0	2	0
Notre Dame				DNP							
St. John's/UConn											

#21 FULCE, Joseph

2009-10 Statistics

	min	fg-a	3fg-a	ft-a	reb	ast	to	bk	st	pf	pts
Centenary*	20	1-4	0-1	3-4	6	1	0	2	2	3	5
UMES*	6	0-0	0-0	0-0	1	0	0	1	0	1	0
Grambling St.	21	2-4	0-1	1-2	5	0	2	1	1	0	5
South Dakota*	14	2-4	0-0	0-0	4	2	1	0	1	4	4
vs. Xavier	10	0-2	0-0	0-0	1	0	0	0	0	1	0
vs. Michigan	3	0-0	0-0	0-0	0	1	0	0	0	1	0
vs. Florida St.	7	0-0	0-0	0-0	3	0	0	0	0	1	0
NC State	14	3-7	0-0	0-0	7	0	0	0	0	0	6
Milwaukee*	15	1-3	0-0	0-0	4	0	2	1	1	1	2
at Wisconsin	6	2-3	0-0	0-0	2	0	0	0	0	2	4
North Florida*	23	6-9	0-0	1-1	10	1	1	2	2	2	13
Presbyterian*	18	3-4	0-0	0-0	5	3	0	0	0	1	6
at West Virginia*	10	0-1	0-0	0-0	0	1	0	0	0	1	0
Villanova*	9	1-1	0-0	0-0	4	0	1	0	1	1	2
Georgetown*	10	0-3	0-0	2-2	6	0	0	0	0	2	2
at Villanova*	14	4-5	1-1	0-0	2	0	0	0	0	3	9
Providence	14	1-2	0-0	2-2	3	0	1	0	2	2	4
at DePaul	6	1-3	0-0	1-2	2	0	0	1	0	0	3
at Syracuse*	9	1-5	0-0	0-0	1	0	0	0	2	4	2
Rutgers	11	5-6	1-1	2-2	3	0	2	1	2	3	13
at Connecticut	5	0-1	0-0	0-0	2	0	0	0	0	4	0
DePaul	13	0-2	0-0	0-0	6	0	0	0	0	4	0
at Providence	4	0-0	0-0	0-0	0	0	1	0	0	0	0
USF	5	0-0	0-0	0-0	0	0	0	0	0	0	0
Pittsburgh	5	0-1	0-0	0-0	1	0	0	0	0	2	0
at Cincinnati	15	6-8	1-1	0-0	5	0	0	0	0	1	13
at St. John's	22	1-2	1-1	0-0	5	0	0	0	2	3	3
at Seton Hall	8	2-2	0-0	0-0	0	0	1	0	1	1	4
Louisville	18	4-6	0-1	3-3	6	1	1	0	0	1	11
Notre Dame	20	2-4	0-1	0-0	3	0	0	1	0	0	4
St. John's/UConn											

#23 BUYCKS, Dwight

2009-10 Statistics

	min	fg-a	3fg-a	ft-a	reb	ast	to	bk	st	pf	pts
Centenary*	29	2-7	1-3	2-2	5	4	1	0	2	2	7
UMES*	25	4-8	2-4	2-3	3	3	3	0	2	1	12
Grambling St.*	29	4-8	2-3	0-1	10	7	3	0	1	1	10
South Dakota	23	1-4	0-1	0-0	5	5	0	0	1	2	2
vs. Xavier	32	2-4	0-0	1-2	7	3	3	0	1	1	5
vs. Michigan*	28	6-10	0-1	1-1	3	2	2	0	0	5	13
vs. Florida St.*	34	2-4	0-1	0-0	4	2	5	0	2	0	4
NC State*	30	2-10	0-3	3-4	2	1	5	0	4	4	7
Milwaukee	21	0-6	0-2	0-0	1	5	2	0	2	2	0
at Wisconsin	21	1-3	0-1	2-2	1	1	1	0	0	3	4
North Florida	26	3-7	1-1	2-3	7	2	3	0	1	2	9
Presbyterian*	28	6-9	1-3	1-1	4	3	1	0	0	0	14
at West Virginia*	37	2-5	0-0	3-4	4	4	0	0	1	3	7
Villanova*	26	5-14	1-4	4-4	1	2	3	0	2	4	15
Georgetown*	39	4-10	2-5	0-0	0	2	3	0	0	1	10
at Villanova*	38	4-10	1-5	2-3	6	4	2	0	0	3	11
Providence	22	2-3	1-2	0-0	5	6	0	0	2	2	5
at DePaul	30	3-8	1-3	0-0	4	0	1	0	1	1	7
at Syracuse	16	4-6	1-3	0-0	1	2	1	0	2	2	9
Rutgers	21	2-7	0-1	1-2	4	2	0	0	4	1	5
at Connecticut	16	1-4	0-2	0-0	3	1	1	0	0	1	2
DePaul	16	3-4	0-1	8-10	2	1	3	0	0	4	14
at Providence	25	3-6	1-2	1-2	5	2	1	1	0	2	8
USF	19	1-4	0-0	0-0	2	0	2	0	0	3	2
Pittsburgh	26	3-7	0-1	0-1	1	0	2	0	4	1	6
at Cincinnati	9	0-1	0-1	0-0	0	0	0	0	0	1	0
at St. John's	20	3-5	0-0	0-0	2	2	3	0	3	0	6
at Seton Hall				DNP							
Louisville				DNP							
Notre Dame	2	0-0	0-0	0-0	0	0	0	0	0	0	0
St. John's/UConn											

2008-09 Statistics

	min	fg-a	3fg-a	ft-a	reb	ast	to	bk	st	pf	pts
Houston Baptist				DNP							
Chicago State				DNP							
Milwaukee				DNP							
Texas Southern				DNP							
vs. Northern Iowa				DNP							
vs. Dayton				DNP							
Central Michigan				DNP							
Wisconsin				DNP							
IPFW				DNP							
vs. Tennessee				DNP							
Western Carolina	11	1-2	0-1	0-0	4	1	1	0	0	2	2
at N.C. State				DNP							
Presbyterian	12	1-5	0-1	0-0	2	0	0	1	0	1	2
Villanova				DNP							
Cincinnati	5	1-1	0-0	1-2	1	1	0	0	0	1	3
at Rutgers				DNP							
West Virginia				DNP							
at Providence	11	3-4	0-0	0-0	1	1	0	0	0	4	6
DePaul				DNP							
at Notre Dame				DNP							
Georgetown	1	0-0	0-0	0-0	0	0	0	0	0	0	0
at DePaul	3	0-0	0-0	0-0	1	0	0	0	0	1	0
at USF				DNP							
at Villanova				DNP							
St. John's	3	0-0	0-0	2-2	1	0	0	0	2	1	2
Seton Hall	2	0-0	0-0	0-0	0	0	0	0	0	0	0
at Georgetown				DNP							
Connecticut				DNP							
at Louisville	0+	0-0	0-0	0-0	1	0	0	0	0	0	0
at Pittsburgh	1	0-0	0-0	0-0	0	0	0	0	0	0	0
Syracuse				DNP							
vs. St. John's	13	0-0	0-0	0-0	1	0	0	0	0	3	0
vs. Villanova				DNP							
vs. Utah State				DNP							
vs. Missouri				DNP							

* - indicates player started the game

Marquette Game Notes

Page 36



CAREER GAME-BY-GAME STATISTICS

#25 MAYMON, Jeronne

2009-10 Statistics

	min	fg-a	3fg-a	ft-a	reb	ast	to	bk	st	pf	pts
Centenary	.21	3-4	0-0	3-4	5	0	3	0	1	2	9
UMES	.22	1-4	0-0	2-4	6	2	1	0	0	2	4
Grambling St.	.11	0-1	0-0	0-0	5	0	1	0	0	2	0
South Dakota	.18	3-8	0-0	3-4	6	0	3	0	0	4	9
vs. Xavier	.16	0-1	0-0	0-0	5	2	0	1	1	2	1
vs. Michigan	.13	1-1	0-0	0-0	3	0	1	0	0	2	2
vs. Florida St.	.11	0-2	0-0	0-0	2	0	0	0	1	3	0
NC State				DNP							
Milwaukee	.13	4-4	0-0	0-0	1	1	1	0	0	4	8
at Wisconsin	.22	1-2	0-0	2-6	5	0	0	0	0	3	4
North Florida				Transferred							
Presbyterian				Transferred							
at West Virginia				Transferred							
Villanova				Transferred							
Georgetown				Transferred							
at Villanova				Transferred							
Providence				Transferred							
at DePaul				Transferred							
at Syracuse				Transferred							
Rutgers				Transferred							
at Connecticut				Transferred							
DePaul				Transferred							
at Providence				Transferred							
USF				Transferred							
Pittsburgh				Transferred							
at Cincinnati				Transferred							
at St. John's				Transferred							
at Seton Hall				Transferred							
Louisville				Transferred							
Notre Dame				Transferred							
St. John's/UConn				Transferred							

#32 HAYWARD, Lazar

2009-10 Statistics

	min	fg-a	3fg-a	ft-a	reb	ast	to	bk	st	pf	pts
Centenary	.18	4-10	0-3	1-1	5	2	3	0	0	4	9
UMES	.30	12-20	1-5	3-4	8	2	0	0	2	3	28
Grambling St.	.20	5-12	0-2	2-2	5	4	1	0	2	4	12
South Dakota	.20	7-13	1-3	5-5	8	2	0	0	1	1	20
vs. Xavier	.31	9-22	4-7	5-8	3	1	1	0	2	4	27
vs. Michigan	.29	7-17	1-6	7-8	9	1	3	0	0	4	22
vs. Florida St.	.28	9-22	1-5	2-2	10	0	4	1	4	3	21
NC State	.37	6-16	1-4	2-2	6	2	5	0	0	3	15
Milwaukee	.28	4-11	1-5	4-6	4	2	4	0	2	3	13
at Wisconsin	.40	8-21	2-8	3-4	12	0	3	2	1	2	21
North Florida	.22	5-14	0-3	3-4	7	1	1	0	0	2	13
Presbyterian	.29	9-15	2-3	3-4	7	1	0	1	3	3	23
at West Virginia	.24	9-20	4-7	2-2	4	0	2	0	2	1	24
Villanova	.37	5-10	2-7	5-6	14	3	1	1	1	4	17
Georgetown	.37	4-16	2-7	2-2	11	2	2	0	4	4	12
at Villanova	.32	6-15	4-8	4-4	8	3	2	0	3	5	20
Providence	.31	9-15	2-4	2-3	5	1	0	0	2	4	22
at DePaul	.37	4-10	1-3	5-6	8	1	3	0	0	3	14
at Syracuse	.39	7-16	1-5	1-1	8	1	3	0	1	4	16
Rutgers	.28	5-13	2-2	0-0	12	2	4	1	2	3	12
at Connecticut	.31	8-19	4-8	0-0	3	0	1	1	0	5	20
DePaul	.29	5-13	2-4	7-8	14	2	2	1	3	4	19
at Providence	.39	10-18	5-9	3-4	9	4	2	1	4	3	28
USF	.37	6-15	0-4	6-8	14	0	0	2	3	2	18
Pittsburgh	.36	4-17	2-5	1-1	6	1	2	0	3	3	11
at Cincinnati	.37	4-13	3-8	2-2	11	1	1	0	1	4	13
at St. John's	.38	8-15	0-5	6-6	7	2	1	0	1	4	22
at Seton Hall	.43	7-17	4-11	5-6	8	1	2	3	1	3	23
Louisville	.32	2-11	0-4	4-4	5	2	2	0	3	3	8
Notre Dame	.32	8-14	1-6	1-2	4	0	3	2	1	5	18
St. John's/UConn											

2008-09 Statistics

	min	fg-a	3fg-a	ft-a	reb	ast	to	bk	st	pf	pts
Houston Baptist	.24	8-12	1-2	2-2	12	2	1	0	1	3	19
Chicago State	.28	8-15	1-5	4-5	9	1	3	0	0	4	21
Milwaukee	.30	8-14	1-3	8-10	10	1	1	0	1	1	25
Texas Southern	.30	5-13	0-1	8-10	9	0	4	0	0	2	18
vs. Northern Iowa	.28	5-11	2-5	3-6	8	1	3	0	1	2	15
vs. Dayton	.24	2-7	0-1	1-1	8	0	3	0	0	5	5
Central Michigan	.30	5-9	1-2	3-4	8	2	1	0	2	5	14
Wisconsin	.35	3-10	0-4	3-7	13	2	5	0	2	3	9
IPFW	.30	9-17	1-5	0-0	18	1	4	1	4	0	29
vs. Tennessee	.35	5-15	2-6	2-2	7	1	3	1	3	2	14
Western Carolina	.23	8-13	2-3	9-9	5	2	1	1	1	1	27
at N.C. State	.35	6-12	2-5	2-2	6	1	1	0	0	3	16
Presbyterian	.22	8-13	5-9	1-1	11	3	0	1	0	1	22
Villanova	.35	4-8	1-3	6-7	5	2	2	0	2	2	15
Cincinnati	.20	5-9	4-6	2-2	1	1	1	0	1	3	16
at Rutgers	.26	3-13	0-3	4-4	5	2	1	0	1	3	10
West Virginia	.29	2-6	1-2	2-2	9	0	0	0	0	2	7
at Providence	.37	10-19	5-7	0-0	7	2	1	0	2	1	25
DePaul	.29	6-13	0-2	4-5	17	1	1	0	2	1	16
at Notre Dame	.37	5-11	0-3	3-3	6	2	0	1	3	3	13
Georgetown	.37	7-11	2-5	7-8	5	0	2	0	0	3	23
at DePaul	.34	3-6	0-1	0-0	6	1	3	0	0	3	6
at USF	.39	2-9	0-4	1-3	14	3	1	1	0	1	5
at Villanova	.39	8-16	4-8	2-2	9	1	1	1	2	4	22
St. John's	.29	6-12	2-6	4-4	7	1	5	0	2	2	18
Seton Hall	.36	4-16	0-4	6-7	6	0	1	2	2	2	14
at Georgetown	.37	5-13	1-6	6-6	11	2	2	0	0	2	17
Connecticut	.37	6-13	3-7	0-0	6	0	3	0	3	4	15
at Louisville	.30	6-11	3-4	1-2	10	0	1	0	2	3	16
at Pittsburgh	.35	9-19	3-6	1-2	10	1	1	0	0	3	22
Syracuse	.42	7-17	0-3	3-4	5	1	1	0	1	3	17
vs. St. John's	.27	8-15	0-2	1-2	9	1	2	0	1	2	17
vs. Villanova	.37	3-9	3-6	4-4	11	1	3	0	1	2	13
vs. Utah State	.37	9-14	3-6	5-6	8	0	1	0	0	2	26
vs. Missouri	.26	6-14	0-1	1-1	11	0	2	0	0	3	13

2007-08 Statistics

	min	fg-a	3fg-a	ft-a	reb	ast	to	bk	st	pf	pts
IUPUI	.16	4-5	0-1	3-3	4	1	0	0	0	2	11
Utah Valley	.24	5-7	0-1	1-2	5	1	1	1	0	0	11
at Chamblade	.33	6-11	0-1	3-4	8	1	1	1	1	2	15
vs. Okla. St.	.30	2-8	0-1	3-3	4	1	4	2	4	2	7
vs. Duke	.20	5-7	1-1	3-4	3	0	2	0	0	4	14
UWM	.29	8-13	2-3	1-2	11	1	0	1	1	3	19
at Wisconsin	.22	4-7	0-1	3-4	6	0	0	0	1	4	11
Sacramento St.	.26	5-7	1-2	1-2	7	1	2	0	1	0	12
IPFW	.27	5-8	0-1	4-6	8	2	1	1	0	2	14
Coppin St.	.30	7-10	1-2	2-2	5	0	0	1	1	3	17
Savannah St.	.19	4-10	0-0	4-4	8	0	3	2	2	1	12
Providence	.26	5-10	3-4	4-4	6	1	4	0	2	3	17
at WVU	.17	3-8	3-6	4-4	4	0	2	0	2	5	13
Seton Hall	.21	2-6	1-2	2-2	6	0	1	1	0	1	7
Notre Dame	.28	6-11	2-3	3-4	11	0	3	0	4	2	17
at Louisville	.29	2-10	0-1	2-2	6	0	4	0	2	6	6
at Connecticut	.22	5-9	2-4	2-3	3	0	1	0	1	5	14
DePaul	.18	4-8	1-1	5-5	7	0	2	0	1	4	14
USF	.30	7-13	1-2	8-9	8	1	3	1	0	3	23
at Cincinnati	.30	6-12	2-3	5-7	5	1	2	0	0	3	19
Louisville	.29	2-10	0-0	1-2	5	0	2	1	0	4	5
at Notre Dame	.31	8-15	3-6	2-3	11	3	1	0	1	4	21
at Seton Hall	.30	8-16	3-5	4-4	9	1	1	0	2	2	23
Pittsburgh	.20	2-6	1-3	0-0	3	0	2	0	1	2	5
at St. John's	.21	2-6	0-3	2-3	4	1	2	0	1	5	6
Rutgers	.19	6-10	2-4	1-1	5	0	1	0	2	1	15
at Villanova	.32	6-14	2-3	1-2	9	1	0	0	0	4	15
Georgetown	.30	0-8	0-2	0-0	5	0	3	0	4	1	0
Florida Gulf Coast	.21	6-12	3-5	3-6	11	0	1	0	2	1	18
at Syracuse	.18	2-7	2-4	1-2	4	1	5	0	0	4	7
vs. Seton Hall	.26	5-13	0-3	5-6	10	1	1	0	0	2	15
vs. Notre Dame	.26	4-7	0-2	7-11	7	1	3	1	1	3	15
vs. Pittsburgh	.29	3-10	2-4	2-2	7	0	2	0	1	3	10
vs. Kentucky	.35	7-11	2-4	0-0	7	0	0	0	0	3	16
vs. Stanford	.25	2-8	1-3	0-1	6	1	1	0	0	4	5

2006-07 Statistics

	min	fg-a	3fg-a	ft-a	reb	ast	to	bk	st	pf	pts	
Hillsdale	.16	3-5	0-0	0-0	5	0	0	0	0	1	2	6
Idaho St.	.17	1-3	0-0	0-0	0	0	0	0	0	0	0	2
Detroit	.17	5-8	2-4	2-2	3	0	1	0				

Marquette Game Notes



Page 37

CAREER GAME-BY-GAME STATISTICS

#33 BUTLER, Jimmy

2009-10 Statistics

	min	fg-a	3fg-a	ft-a	reb	ast	to	bk	st	pf	pts
Centenary*	32	11-16	0-0	5-5	13	2	1	1	1	1	27
UMES*	34	4-5	3-3	2-2	7	3	1	0	2	4	13
Grambling St.*	27	4-5	1-2	6-7	2	3	0	0	2	1	15
South Dakota*	24	5-11	1-2	2-4	5	2	0	2	2	1	13
vs. Xavier*	31	4-5	0-0	7-10	6	1	1	4	2	4	15
vs. Michigan*	35	5-9	0-0	7-8	9	2	2	0	2	2	17
vs. Florida St.*	34	3-6	0-0	4-12	11	0	3	0	2	1	10
NC State*	34	6-14	2-3	5-6	12	1	0	0	2	2	19
Milwaukee*	29	6-6	0-0	7-9	5	2	1	2	2	0	19
at Wisconsin*	27	2-6	0-0	4-5	4	0	2	0	0	5	8
North Florida*	29	5-6	0-0	11-13	4	2	0	2	2	1	21
Presbyterian*	28	5-8	0-1	6-7	8	5	0	0	2	0	16
at West Virginia*	37	3-5	1-1	2-3	3	3	1	1	1	2	9
Villanova*	39	5-12	1-3	8-9	7	2	1	0	0	3	19
Georgetown*	38	2-7	1-2	4-4	6	4	2	1	0	2	9
at Villanova*	35	2-4	0-0	10-10	4	1	2	1	0	3	14
Providence*	27	6-7	0-0	2-4	5	4	2	1	1	2	14
at DePaul*	37	2-4	0-0	4-6	1	1	1	0	2	0	8
at Syracuse*	37	4-9	1-1	4-5	6	1	1	0	0	4	13
Rutgers*	36	5-9	0-1	6-7	8	2	0	1	1	0	16
at Connecticut*	37	6-12	0-1	9-12	7	0	0	1	0	3	21
DePaul*	31	2-5	0-1	14-16	6	3	0	0	0	2	18
at Providence*	37	8-12	1-1	2-2	7	1	2	0	1	2	19
USF*	37	4-11	0-0	7-9	6	2	0	0	4	1	15
Pittsburgh*	37	6-11	0-0	2-6	7	2	1	0	2	1	14
at Cincinnati*	43	5-9	1-2	9-10	7	3	3	1	2	1	20
at St. John's*	43	4-14	1-2	9-12	8	0	0	1	0	1	18
at Seton Hall*	41	3-7	0-1	7-10	3	4	3	0	0	2	13
Louisville*	27	2-4	0-1	4-6	5	3	1	0	1	3	8
Notre Dame*	43	5-10	1-2	5-6	8	3	3	0	4	5	16
St. John's/UConn											

#42 OTULE, Chris

2009-10 Statistics

	min	fg-a	3fg-a	ft-a	reb	ast	to	bk	st	pf	pts
Centenary	6	0-1	0-0	0-2	1	0	2	1	0	2	0
UMES	11	3-4	0-0	0-1	3	0	1	3	0	2	6
Grambling St.	8	2-3	0-0	1-3	2	0	0	1	0	1	2
South Dakota											DNP
vs. Xavier											DNP
vs. Michigan											DNP
vs. Florida St.											DNP
NC State											DNP
Milwaukee											DNP
at Wisconsin											DNP
North Florida											DNP
Presbyterian											DNP
at West Virginia											DNP
Villanova											DNP
Georgetown											DNP
at Villanova											DNP
Providence											DNP
at DePaul											DNP
at Syracuse											DNP
Rutgers											DNP
at Connecticut											DNP
DePaul											DNP
at Providence											DNP
USF											DNP
Pittsburgh											DNP
at Cincinnati											DNP
at St. John's											DNP
at Seton Hall											DNP
Louisville											DNP
Notre Dame											DNP
St. John's/UConn											DNP

2008-09 Statistics

	min	fg-a	3fg-a	ft-a	reb	ast	to	bk	st	pf	pts
Houston Baptist	24	5-8	0-0	0-1	4	1	0	1	0	3	10
Chicago State	15	2-4	0-1	2-2	2	1	1	0	0	3	6
Milwaukee	7	0-0	0-0	0-0	1	0	1	0	0	0	0
Texas Southern	21	1-2	0-0	4-4	4	1	0	1	0	1	6
vs. Northern Iowa	17	1-1	0-0	2-2	4	2	1	0	0	1	4
vs. Dayton	9	0-1	0-0	0-0	1	0	1	0	0	4	0
Central Michigan	16	1-1	0-0	5-6	1	0	1	2	1	1	7
Wisconsin	7	0-0	0-0	0-0	1	0	0	0	0	0	0
IPFW	18	1-1	0-0	0-1	2	1	0	0	1	2	2
vs. Tennessee	21	0-0	0-0	2-5	5	1	2	0	0	4	2
Western Carolina	28	2-7	0-0	3-4	6	3	1	0	1	1	7
at N.C. State	11	0-4	0-0	1-2	1	0	0	0	0	1	0
Presbyterian	16	3-4	0-0	2-2	2	0	0	0	0	0	8
Villanova	15	0-4	0-0	0-0	7	1	1	0	0	2	0
Cincinnati	23	0-3	0-0	2-2	4	1	0	0	0	2	2
at Rutgers	16	3-7	0-1	3-5	1	0	2	1	1	2	9
West Virginia	27	0-1	0-0	6-6	4	0	0	1	1	2	6
at Providence	8	1-2	0-0	2-2	1	1	0	0	0	4	4
DePaul	12	1-1	0-0	2-4	2	0	0	0	0	0	4
at Notre Dame	7	0-0	0-0	0-0	2	0	0	0	0	0	0
Georgetown	15	2-2	0-0	5-5	2	0	1	0	0	1	9
at DePaul	23	2-2	0-0	3-7	6	1	1	2	0	0	7
at USF	23	1-1	0-0	1-2	8	1	0	2	0	3	3
at Villanova	17	0-1	0-0	5-7	3	0	1	0	2	5	5
St. John's	22	3-3	0-0	2-2	4	0	1	1	0	2	8
Seton Hall	24	4-6	0-0	0-0	7	0	0	0	1	2	8
at Georgetown	24	3-4	0-0	2-2	5	1	0	1	0	3	8
Connecticut	26	3-6	0-0	6-6	4	1	0	1	1	4	12
at Louisville	26	2-5	0-0	2-2	10	0	1	2	0	1	6
at Pittsburgh	20	0-1	0-0	1-2	1	0	0	0	0	4	1
Syracuse	38	4-9	0-0	4-6	14	4	0	0	1	1	12
vs. St. John's	26	4-4	0-0	3-3	9	3	1	0	0	1	11
vs. Villanova	30	3-5	0-1	13-16	3	0	0	1	3	0	19
vs. Utah State	25	1-1	0-0	0-4	4	1	0	0	2	5	2
vs. Missouri	30	2-6	0-1	3-4	3	1	0	0	1	2	7

2008-09 Statistics

	min	fg-a	3fg-a	ft-a	reb	ast	to	bk	st	pf	pts
Houston Baptist											DNP
Chicago State											DNP
Milwaukee											DNP
Texas Southern											DNP
vs. Northern Iowa											DNP
vs. Dayton											DNP
Central Michigan											DNP
Wisconsin											DNP
IPFW											DNP
vs. Tennessee											DNP
Western Carolina	11	0-3	0-0	3-6	1	0	1	1	0	3	3
at N.C. State											DNP
Presbyterian	14	2-5	0-0	0-0	5	0	0	1	0	2	4
Villanova											DNP
Cincinnati	13	2-3	0-0	0-2	2	0	0	2	0	0	4
at Rutgers	8	0-0	0-0	0-0	1	0	2	0	0	2	0
West Virginia											DNP
at Providence											DNP
DePaul	1	0-0	0-0	0-0	0	0	1	0	0	1	0
at Notre Dame											DNP
Georgetown											DNP
at DePaul											DNP
at USF											DNP
at Villanova											DNP
St. John's	5	0-0	0-0	0-0	0	0	1	1	0	1	0
Seton Hall	3	0-0	0-0	1-2	1	0	0	0	0	0	1
at Georgetown											DNP
Connecticut											DNP
at Louisville											DNP
at Pittsburgh											DNP
Syracuse	2	0-0	0-0	0-0	0	0	1	0	0	0	0
vs. St. John's	3	0-0	0-0	0-0	0	0	0	0	0	0	0
vs. Villanova											DNP
vs. Utah State											DNP
vs. Missouri											DNP

* - indicates player started the game



THE STAT CREW SYSTEM
Marquette Combined Team Statistics (as of Mar 06, 2010)
All games



RECORD:	OVERALL	HOME	AWAY	NEUTRAL
ALL GAMES	20-10	13-4	5-5	2-1
CONFERENCE	11-7	6-3	5-4	0-0
NON-CONFERENCE	9-3	7-1	0-1	2-1

#	Player	gp-gs	min	avg	Total		3-Point		F-Throw		Rebounds				pf	dq	a	to	blk	stl	pts	avg
					fg-fga	fg%	3fg-fga	3fg%	ft-fa	ft%	off	def	tot	avg								
32	HAYWARD, Lazar	30-30	963	32.1	196-460	.426	53-161	.329	96-115	.835	69	166	235	7.8	100	3	44	58	16	52	541	18.0
33	BUTLER, Jimmy	30-30	1026	34.2	134-249	.538	15-30	.500	174-225	.773	79	117	196	6.5	59	2	62	34	19	40	457	15.2
01	JOHNSON-ODOM, Da	30-18	880	29.3	135-295	.458	66-139	.475	52-80	.650	16	66	82	2.7	68	3	66	61	5	29	388	12.9
02	ACKER, Maurice	30-17	850	28.3	86-200	.430	43-92	.467	38-49	.776	6	50	56	1.9	70	0	111	35	1	40	253	8.4
23	BUYCKS, Dwight	28-11	698	24.9	73-174	.420	15-53	.283	33-45	.733	27	65	92	3.3	50	1	66	51	1	35	194	6.9
10	CUBILLAN, David	30-30	924	30.8	68-155	.439	38-102	.373	12-16	.750	8	43	51	1.7	49	0	85	28	1	24	186	6.2
25	MAYMON, Jeronne	9-0	147	16.3	13-27	.481	0-0	.000	10-18	.556	15	23	38	4.2	24	0	5	10	1	3	36	4.0
21	FULCE, Joseph	30-13	355	11.8	48-92	.522	4-8	.500	15-18	.833	37	60	97	3.2	48	0	10	13	10	15	115	3.8
42	OTULE, Chris	3-1	25	8.3	5-8	.625	0-0	.000	1-6	.167	5	1	6	2.0	5	0	0	3	5	0	11	3.7
12	WILLIAMS, Erik	17-0	103	6.1	8-22	.364	0-1	.000	6-12	.500	11	15	26	1.5	19	0	3	6	2	2	22	1.3
45	FROZENA, Robert	8-0	28	3.5	2-4	.500	1-1	1.000	1-3	.333	1	3	4	0.5	3	0	1	2	0	1	6	0.8
05	CADOUGAN, Junior	8-0	41	5.1	0-6	.000	0-2	.000	3-4	.750	1	2	3	0.4	3	0	4	3	0	1	3	0.4
55	MBAO, Youssoupha	10-0	60	6.0	0-1	.000	0-0	.000	1-2	.500	3	4	7	0.7	13	0	4	2	5	1	1	0.1
Team											48	36	84		3		7					
Total.....		30	6100		768-1693	.454	235-589	.399	442-593	.745	326	651	977	32.6	514	9	461	313	66	243	2213	73.8
Opponents.....		30	6100		716-1622	.441	146-474	.308	329-482	.683	319	659	978	32.6	519	-	407	443	112	172	1907	63.6

TEAM STATISTICS	MU	OPP	Date	Opponent	Score	Att.		
SCORING	2213	1907	11/13/09	CENTENARY	w 85-62	14093		
Points per game	73.8	63.6	11/17/09	MD. EASTERN SHORE	w 86-60	13511		
Scoring margin	+10.2	-	11/21/09	SCRAMBLING STATE	w 87-41	13716		
FIELD GOALS-ATT	768-1693	716-1622	11/24/09	SOUTH DAKOTA	w 93-68	13731		
Field goal pct	.454	.441	11/26/09	vs Xavier	w 71-61	2853		
3 POINT FG-ATT	235-589	146-474	11/27/09	vs 15/15 Michigan	w 79-65	3660		
3-point FG pct	.399	.308	11/29/09	vs Florida State	L 56-57	2225		
3-pt FG made per game	7.8	4.9	12/5/09	NC STATE	L 73-77	15803		
FREE THROWS-ATT	442-593	329-482	12/8/09	MILWAUKEE	w 71-51	14244		
Free throw pct	.745	.683	12/12/09	at 20/23 Wisconsin	L 63-72	17230		
F-Throws made per game	14.7	11.0	12/19/09	NORTH FLORIDA	w 78-51	14117		
REBOUNDS	977	978	12/27/09	PRESBYTERIAN	w 102-62	14321		
Rebounds per game	32.6	32.6	* 12/29/09	at 6/6 West Virginia	L 62-63	12872		
Rebounding margin	+0.0	-	* 1/2/10	8/8 VILLANOVA	L 72-74	18093		
ASSISTS	461	407	* 1/6/10	12/12 GEORGETOWN	w 62-59	15984		
Assists per game	15.4	13.6	* 1/9/10	at 8/8 Villanova	L 76-78	6500		
TURNOVERS	313	443	* 1/17/10	PROVIDENCE	w 93-63	16154		
Turnovers per game	10.4	14.8	* 1/20/10	at DePaul	L 50-51	10115		
Turnover margin	+4.3	-	* 1/23/10	at 5/5 Syracuse	L 71-76	29011		
Assist/turnover ratio	1.5	0.9	* 1/26/10	RUTGERS	w 82-59	16793		
STEALS	243	172	* 01/30/10	at 19/19 UConn	w 70-68	14338		
Steals per game	8.1	5.7	* 2/3/10	DEPAUL	w 80-69	15151		
BLOCKS	66	112	* 2/6/10	at Providence	w 82-79	12061		
Blocks per game	2.2	3.7	* 2/13/10	USF	w 63-52	18064		
ATTENDANCE	265484	134956	* 2/18/10	19/21 PITTSBURGH	L 51-58	16486		
Home games-Avg/Game	17-15617	10-12622	* 02/21/10	at Cincinnati	Wot 79-76	10192		
Neutral site-Avg/Game	-	3-2913	* 2/24/10	at St. John's	Wot 63-61	4424		
Score by Periods	1st	2nd	OT	Totals	* 2/28/10	at Seton Hall	Wot 84-83	9475
Marquette	1042	1126	45	2213	* 3/2/10	LOUISVILLE	w 69-48	16281
Opponents	862	1003	42	1907	* 3/6/10	NOTRE DAME	Lot 60-63	18942

* - Conference game



THE STAT CREW SYSTEM
Marquette Combined Team Statistics (as of Mar 06, 2010)
Conference games



RECORD:	OVERALL	HOME	AWAY	NEUTRAL
ALL GAMES	11-7	6-3	5-4	0-0
CONFERENCE	11-7	6-3	5-4	0-0
NON-CONFERENCE	0-0	0-0	0-0	0-0

#	Player	gp-gs	min	avg	Total		3-Point		F-Throw		Rebounds				pf	dq	a	to	blk	stl	pts	avg
					fg-fga	fg%	3fg-fga	3fg%	ft-fa	ft%	off	def	tot	avg								
32	HAYWARD, Lazar	18-18	631	35.1	111-267	.416	39-107	.364	56-65	.862	43	108	151	8.4	64	3	26	33	12	35	317	17.6
33	BUTLER, Jimmy	18-18	662	36.8	74-152	.487	8-19	.421	108-137	.788	43	67	110	6.1	37	1	39	23	8	19	264	14.7
01	JOHNSON-ODOM, Da	18-13	576	32.0	86-199	.432	38-91	.418	34-57	.596	16	40	56	3.1	40	1	41	40	5	19	244	13.6
02	ACKER, Maurice	18-14	570	31.7	51-121	.421	29-58	.500	20-25	.800	4	34	38	2.1	44	0	72	17	0	18	151	8.4
23	BUYCKS, Dwight	16-4	372	23.3	40-94	.426	8-30	.267	19-26	.731	11	29	40	2.5	27	0	28	22	1	19	107	6.7
10	CUBILLAN, David	18-18	591	32.8	42-101	.416	23-66	.348	5-7	.714	6	22	28	1.6	33	0	49	16	1	13	112	6.2
21	FULCE, Joseph	18-5	198	11.0	28-52	.538	4-6	.667	10-11	.909	21	28	49	2.7	31	0	2	7	3	8	70	3.9
05	CADOUGAN, Junior	8-0	41	5.1	0-6	.000	0-2	.000	3-4	.750	1	2	3	0.4	3	0	4	3	0	1	3	0.4
12	WILLIAMS, Erik	11-0	44	4.0	0-5	.000	0-0	.000	1-5	.200	3	7	10	0.9	7	0	1	2	1	1	1	0.1
45	FROZENA, Robert	2-0	5	2.5	0-2	.000	0-0	.000	0-0	.000	0	0	0	0.0	0	0	0	1	0	0	0	0.0
55	MBAO, Youssoupha	3-0	10	3.3	0-0	.000	0-0	.000	0-0	.000	1	1	2	0.7	2	0	0	1	1	0	0	0.0
Team											30	26	56		3		6					
Total.....		18	3700		432-999	.432	149-379	.393	256-337	.760	179	364	543	30.2	291	5	262	171	32	133	1269	70.5
Opponents.....		18	3700		453-992	.457	86-283	.304	188-268	.701	206	415	621	34.5	303	-	263	250	75	92	1180	65.6

TEAM STATISTICS	MU	OPP	Date	Opponent	Score	Att.
SCORING	1269	1180	* 12/29/09	at 6/6 West Virginia	L 62-63	12872
Points per game	70.5	65.6	* 1/2/10	8/8 VILLANOVA	L 72-74	18093
Scoring margin	+4.9	-	* 1/6/10	12/12 GEORGETOWN	w 62-59	15984
FIELD GOALS-ATT	432-999	453-992	* 1/9/10	at 8/8 Villanova	L 76-78	6500
Field goal pct	.432	.457	* 1/17/10	PROVIDENCE	w 93-63	16154
3 POINT FG-ATT	149-379	86-283	* 1/20/10	at DePaul	L 50-51	10115
3-point FG pct	.393	.304	* 1/23/10	at 5/5 Syracuse	L 71-76	29011
3-pt FG made per game	8.3	4.8	* 1/26/10	RUTGERS	w 82-59	16793
FREE THROWS-ATT	256-337	188-268	* 01/30/10	at 19/19 UConn	w 70-68	14338
Free throw pct	.760	.701	* 2/3/10	DEPAUL	w 80-69	15151
F-Throws made per game	14.2	10.4	* 2/6/10	at Providence	w 82-79	12061
REBOUNDS	543	621	* 2/13/10	USF	w 63-52	18064
Rebounds per game	30.2	34.5	* 2/18/10	19/21 PITTSBURGH	L 51-58	16486
Rebounding margin	-4.3	-	* 02/21/10	at Cincinnati	Wot 79-76	10192
ASSISTS	262	263	* 2/24/10	at St. John's	Wot 63-61	4424
Assists per game	14.6	14.6	* 2/28/10	at Seton Hall	Wot 84-83	9475
TURNOVERS	171	250	* 3/2/10	LOUISVILLE	w 69-48	16281
Turnovers per game	9.5	13.9	* 3/6/10	NOTRE DAME	Lot 60-63	18942
Turnover margin	+4.4	-	* - Conference game			
Assist/turnover ratio	1.5	1.1				
STEALS	133	92				
Steals per game	7.4	5.1				
BLOCKS	32	75				
Blocks per game	1.8	4.2				
ATTENDANCE	151948	108988				
Home games-Avg/Game	9-16883	9-12110				
Neutral site-Avg/Game	-	0-0				

Score by Periods	1st	2nd	OT	Totals
Marquette	586	638	45	1269
Opponents	528	610	42	1180



[Home](#) » [Sports](#) » [Golden Eagles](#)

 Golden Eagles

Buycks finding groove

Williams happy with Bay View star's growth

By [Todd Rosiak](#) of the Journal Sentinel

Posted: Jan. 5, 2010

Marquette Golden Eagles coach Buzz Williams was asked recently if he thought Dwight Buycks could replicate the ascension of fellow junior college transfer Jimmy Butler, who in 2008-'09 went from role player to budding star in his first season in the program.

As he often does, Williams used numbers to illustrate the difference between the two.

Through 14 games last year, Butler was averaging 3.8 points on 43% shooting and 2.9 rebounds in just over 21 minutes an outing. Through the first 14 games this season for MU (9-5, 0-2 Big East), Buycks is averaging 7.8 points on 40% shooting and 4.1 rebounds in almost 29 minutes an outing.

In short, Buycks' progress has been just fine to date as far as Williams is concerned, especially considering the junior guard is playing a much bigger role with much less support than Butler had to this point.

"I've been very pleased with Dwight," Williams said. "It's human nature to only remember the end, but the impact Dwight has made on our team and the impact Jimmy had to make on our team were completely different in nature, and in timing.

"We've had to count on Dwight to have a significant impact on both ends since he arrived here, and because of our senior leadership from last year, Jimmy was able to learn at a much more moderate pace."

The 6-foot-3 Buycks is a familiar face to many in the area. A former star at Milwaukee Bay View, he scored 1,312 points in four years and was named first-team all-state as a senior. But academic issues led him to enroll at Indian Hills Community College in Ottumwa, Iowa, in 2007-'08 after initially committing to Division I Bradley.

By the end of last season, he'd earned first-team All-American honors after averaging 17.5 points on 50.8% shooting, 5.0 rebounds, 4.8 assists and 1.6 steals for the No. 2-ranked team in the junior-college polls.

Buycks committed to MU heading into his sophomore season at Indian Hills, roughly two months after

Williams was named the Golden Eagles' coach, choosing MU over Kentucky, Memphis, Illinois and Tennessee.

He arrived at MU with a good deal of fanfare, both due to his local ties and the fact his hard-driving, no-nonsense style of play resembled, some believed, that of a young Jerel McNeal. A 10-point, 10-rebound, seven-assist game against Grambling State on Nov. 21 seemed to be a tantalizing preview, but since then Buycks' numbers have been all over the board.

He ranks second on the team in assists to Maurice Acker, but leads in turnovers, and is third in rebounding behind Lazar Hayward and Butler. His two best scoring outputs have come in MU's last three games - 14 points against Presbyterian on Dec. 27 and 15 against Villanova on Jan. 2 - as he's relied upon his strong midrange game.

"Dwight's kind of figuring out what's a good shot and what's a bad shot, when is a good shot and when is a bad shot," Williams said. "That's a hard combination 15 games into your Division I career: 'This is a good shot and this is a bad shot, philosophically. OK, now let me explain this to you: This is a good shot and this is a bad shot relative to time and score, and relative to our roster and how we have to play in order to give ourselves a chance to win.'

"He's figuring that out, and I think that's why he is playing with more confidence."

Buycks says he's pleased with how things have gone.

"It's going really good," he said. "Basically just in the rhythm with the game and how we're running our offense. Just basically been getting open shots and taking the shots that have been there for me. That's what I've been doing."

With a barely seven-man rotation, and two more games this week against top-notch backcourts in No. 12 Georgetown (7 p.m. Wednesday at the Bradley Center) and No. 6 Villanova, Williams and the Golden Eagles are hopeful Buycks continues to trend upward as they attempt to dig out of an 0-2 Big East hole.

"Buycks must be accountable on both ends of the floor for us on a nightly basis," Williams said. "I think he has continued to improve, and we're counting on him to continue to improve."

Find this article at:

<http://www.jsonline.com/sports/goldeneagles/80758117.html>

Check the box to include the list of links referenced in the article.



[Home](#) » [Sports](#) » [Golden Eagles](#)

 Golden Eagles

Opportunity knocks

Cubillan making the most of his chance

By [Todd Rosiak](#) of the Journal Sentinel

Posted: Jan. 8, 2010

Philadelphia — There's no telling how things might have turned out in the Marquette Golden Eagles' 62-59 victory over the No. 12 Georgetown Hoyas on Wednesday had it not been for David Cubillan's 6-for-6 performance from three-point range.

Had things broken just a little bit differently between the senior guard and coach Buzz Williams a little over a year ago, Cubillan wouldn't have even been in uniform helping MU pull out its first Big East nail-biter in three chances so far this season.

Just 6 feet tall, not overly athletic and coming off an injury-marred 2007-'08 season, the native of Maracaibo, Venezuela, wasn't high on Williams' list to begin with early in Williams' first year at the helm of the Golden Eagles. But when Cubillan failed to perform one of the most basic tasks asked of a college basketball player in a disappointing loss to Tennessee, the coach had enough.

"I had frozen 'Cooby' out because he didn't take a charge against Tennessee in the SEC-Big East Challenge, and I never played him again," Williams recounted after the Georgetown game. "He was at the point where he was ready to roll, and I was at the point where I was ready for him to roll."

Williams played Cubillan just 3 minutes in MU's next game, which turned out to be a 94-77 victory over Western Carolina at the Bradley Center, before the two finally tried to hash out their differences in the lobby of the Raleigh Marriott City Center hotel in advance of a game at North Carolina State just before Christmas.

"I just told him on the couch, 'Listen, here's the deal: Forget what anybody else is telling you. If you trust me, I'll never betray your trust. If you'll jump in with both feet, you can be with me for the rest of your life,'" said Williams.

Cubillan took Williams at his word. And although his playing time didn't necessarily reflect that - he played just 2 minutes against the Wolfpack and saw no more than spot duty just once the rest of the season - Cubillan bought in as Williams asked him to, and this year he's finally reaping the benefits.

"I think we had a little misunderstanding last year," Cubillan said. "We talked, and then I think our relationship after that has gone to a different level. Not only as a player and a coach, but our relationship

off the court has been great. Since that day everything has changed.

"He told me that he was on my team, and to keep working. And since that day I've just been working, trying to be a good leader, working in practice, the weight room, summertime. It changed me as a person. I feel like now we have a better relationship."

Truth be told, had Junior Cadougan not ruptured his Achilles' tendon in preseason workouts in September, Cubillan probably wouldn't have started all 15 games or be playing the nearly 28 minutes per game he is to this point. But with precious little depth or experience in the backcourt, Williams is leaning on Cubillan like never before

Heading into Saturday's game at No. 6 Villanova, Cubillan is averaging 7.0 points and 1.6 rebounds per game. But more important has been his ball security - he's dished out 40 assists to go along with just 15 turnovers - and he finally appears to have rediscovered his three-point shot.

Cubillan looked to be a budding long-range shooter after a freshman season in which he hit 48 three-pointers at a 42.5% clip, but shoulder injuries contributed to a sophomore slump. He had surgery on both shoulders in the off-season and was unable to prepare much for what turned out to be his disappointing junior year.

Perhaps knowing he's got a much longer leash this year, Cubillan is playing more confidently and displaying some of that swagger that had been missing since his freshman year. Never was that more evident than in the Georgetown game, when he went 4 for 4 from three-point range in the first half, then banged in his final two attempts in the second half, tying Jerel McNeal's mark for accuracy in a game.

While the Golden Eagles needed all 18 of his points against the Hoyas, Cubillan's defense on highly touted guard Chris Wright was just as critical. Wright entered the game averaging 24.3 points in his previous three outings, but after scoring nine in the first half was held scoreless thanks in large part to Cubillan.

"What I think trends toward him being as good as he can possibly be is he understands what he can do and what he can't do," Williams said. "He's very intelligent. He's playing like a senior, relative to the things that he can control and his intangibles. Really proud of him. Did a great job. Chris Wright, in my opinion, is one of the top two or three guards in the league, maybe in the country."

Will Cubillan knock down 6 threes in another game this season, or completely shut down another one of his defensive assignments for a half? Chances are that probably won't happen. But as long as he continues to limit his turnovers, help lead his younger teammates and, yes, take charges, Williams will be more than happy to live up to his end of the pair's bargain.

"I'm really proud of the change that he has had, and his leadership has been outstanding," Williams said. "I'm a believer that you reap what you sow, and you don't know when you're going to get it, but if you wake up and do the right things at some point, you will get it. And I'm very happy for him because he got it (against Georgetown)."

Find this article at:

<http://www.jsonline.com/sports/goldeneagles/81052267.html>

READY TO SERVE



Marquette's Jimmy Butler has experienced a lot of change over the past couple of years, but his work ethic is one thing that has remained consistent. From his days at a community college in Texas to becoming a leader for the Golden Eagles, Butler has never stopped reaching for higher ground.

by Mike Beacom



Jimmy Butler is still learning on the job. It's something he constantly reminds himself of. Night after night, the 6'6" Marquette junior's game gets a little better, a little cleaner. He succeeds, he fails, and he learns.

"I'm not who I was last year," he says. "I've got a lot more on my shoulders. And it's only going to get harder."

Butler's path was framed the moment Marquette basketball lost Dominic James, Wes Matthews and Jerel McNeal. Those three players, as coach Buzz Williams points out, rank among the school's top 10 all-time in scoring. The instant the 2009 season came to a close, Butler the sixth man became Butler the star-in-the-making. Now all he's trying to do is hold up his end of the bargain.

Through the first half of this season, the road has been a mixture of highs and lows.

After opening the year 6-0, much thanks to its tandem of Butler and team leader Lazar Hayward, Marquette met Florida State in the final of the Old Spice Classic. In the first half, Marquette pounded the Seminoles, and, at one point in the game, led by 17. But things fell apart, and Butler was forced to accept a large part of the blame in the 57-56 loss. Again, all part of his learning experience.

"I'll never forget that game in my life. I missed eight free throws. I let it get into my head, and it messed up my whole night," he says. "After missing two or three, I could have calmed down. But I kept getting more and more angry at myself, and I wasn't letting myself play."

Two weeks later, in Madison, foul trouble kept Butler on the bench during a key stretch in the second half. Ultimately, he fouled out, and the Badgers won 72-63.

Those are the low points. In the games in between those two contests, Butler scored 19 points and grabbed 12 rebounds against NC State, and he made all six of his shots from the floor in a win over UW-Milwaukee. And in a mid-December contest against North Florida, Butler sank five of six shots and 11 of 13 free throws for a game-high 21 points.

WILLING TO HELP WHEREVER IT'S NEEDED

Ask Butler where his weakness lies on the court, and he doesn't offer up an aspect to his defensive game or say it's on the glass, as most players would. In those areas, Butler is just fine. "Definitely, it's shooting the three ball," he says. "I have to shoot more so I can draw the defender out and make him respect my outside game, which opens up what I do best."

Butler can score, if not yet regularly from long range, and through the team's first 11 games, he was its leading rebounder. He penetrates to the basket well and does the things "stars" are supposed to.

On the defensive end of the floor, Butler is Marquette's designated defensive stopper, shadowing point guards, power forwards and everything in between.

"His strength allows him to do that, and he understands angles and knows how to use his length," says Williams. "And he takes great pride in it. He understands that we're going to play on both sides of the ball here."

Says Butler, "I love that my teammates trust me to guard one of the better players on the opposing team. It means they have respect for me and that they believe in me."

Perhaps the best part about Butler's emerging game is his concept for team basketball. He talks about playing help defense and forcing opposing teams into the corner.

"The impression I want to leave with people is not that of a go-to scorer, a great player or even a good player," says Butler. "I want people to think of me as a hard worker and a good teammate. A guy that will pass up a good shot to get the ball to a teammate who has an even better shot."

Easy to say, but watch Butler play, and you believe his words. His commitment to Marquette's program is also evident by listening to how irritated he gets when discussing where college basketball analysts have picked the Golden Eagles to finish in 2010; without James, Matthews and McNeal, no one thinks Marquette stands much of a chance in a stacked Big East Conference race.

"We're fighting to keep Marquette in the mix," says Butler. "When we go into battle every night, we have nothing to lose, but at the same time, we have everything to lose."

"Where we've been picked... we're better than that, and we plan to show everybody that."

LONG WAY FROM TYLER

The Big East is 1,000 miles away from where Butler's game began to take shape. A standout at Tomball High School, near Houston, Texas, Butler averaged almost 20 points per game as a senior. But basketball wasn't knocking on his door.

"I wasn't highly recruited coming out of high school," he admits. "I was listening to outside voices telling me things. I was a kid, and I didn't know what I wanted to do."

He was invited to spend a year at Tyler Junior College, where he shot 42.2% from three-point range and averaged 18.1 points and 7.7 rebounds per game during the 2007-08 season. Thanks to the exposure he received as an Honorable Mention All-NJCAA pick, Butler found his way to Marquette (or, more appropriately, Marquette found him).

"Tyler was fun," he says. "It taught me a lot about the offensive end and the defensive end. But it's much different from the DI level."

Butler's role with the Golden Eagles increased as last season wore on. By year's end, he was regularly seeing 20-plus minutes per contest, and in a March loss to Syracuse he logged 38 minutes, 12 points and 14 rebounds; five nights later, he scored 19 in a game against Villanova.

After Marquette dropped its second-round NCAA Tournament game to Missouri, Butler refocused. He says he honestly never thought about the future until it was upon him. But after Missouri, that's when it hit him. That's when he knew he'd need to raise his game a level. He says Hayward, in particular, spent time over the summer building him up, convincing him his time in the lineup had arrived.



"He kept telling me, 'You're in a different position now. You've got to do more things.' It was like he wanted me to be the guy that, if he couldn't take the shot, he wanted me to. And I felt ready for it," says Butler.

So he stayed on campus, took summer classes and worked on his game. The results, says Williams, are evident on the floor each night.

"He's been committed to being a better player, a better teammate, working on his body, to being the best he can be," says Williams, "...the combination of his character, his intellect and work ethic speaks to who he is and what he's about."

What is Butler about? Golden Eagles fans are learning in layers and liking the results. Butler is, too.

www.chicagotribune.com/sports/college/ct-spt-0120-marquette-lazar-hayward--20100119,0,5130087.story

chicagotribune.com

Early life lessons drive Marquette's Lazar Hayward

As team's only returning starter, Hayward embraces leadership role

By Shannon Ryan, Tribune reporter

January 19, 2010

MILWAUKEE — After dropping off a truckload of basketball players, the assistant boys' coach pulled the vehicle over to have a heart-to-heart with the only passenger left.

"He said I don't care what you do, if you play sports or as a student, if you don't give 110 percent, you're not going to do it," Lazar Hayward Jr. remembered, recalling a rare lecture by his father about effort.

Said Lazar Hayward Sr.: "I never had to tell him again."

It's a familiar story about Hayward, a Marquette forward, who rarely needs anyone to drill home a point. Growing up as an off-the-radar athlete in basketball coldbed Buffalo with his single father, he learned to live by the lessons his dad taught him.

One of only two seniors and the only returning starter at Marquette, Hayward has embraced his leadership role in hopes of guiding the Golden Eagles (11-6, 2-3 Big East) to the NCAA tournament for a fifth straight season. Two of their conference losses have come against No. 4 Villanova by a combined four points and the other was to No. 11 West Virginia by a point.

Marquette has a chance to even its conference record on Wednesday night at the Allstate Arena against wayward DePaul (7-10, 0-5).

Hayward's name rarely arises in discussions about the league's top players. But his consistency, flexibility to play in the post despite being 6-foot-6, and proficiency in the paint or on the perimeter lead many to believe he's one of the most underrated.

"He's such a unique player," coach Buzz Williams said. "He's getting touches but not always in the same place. That's a rarity."

Hayward ranks fifth in the conference with 18.8 points per game and 12th with 7.4 rebounds per game. Other than a season-opener blowout, he has scored in double figures every game since and at least 20 points in 10 games.



Chicago: Local Mom Makes \$77/hr Online!

Unemployed mom makes \$6,495/month working online. Read how she did it. [Read More](#)



Chicago - Mom Lost 46lbs Following 1 Rule

I cut down 46lbs of stomach fat in a month by obeying this 1 rule [Read More](#)

But Hayward has never fit neatly into the star-athlete mold.

A burgeoning high school baseball pitcher with a 75 -miles-per-hour fastball, he didn't earn a spot on the varsity basketball team until he was a junior thanks to a 4-inch growth spurt. With only Division III showing interest, he attended Notre Dame Prep in Massachusetts and was told to expect time on the bench.

Instead, he caught Marquette's attention. Then after landing at the guard-oriented program, he's played center against Big East giants.

"These guys were like 6-9, 6-10," Hayward said. "It was an adjustment."

Williams describes Hayward as "pure."

"He has a distinct sense of fairness," Williams said. "He's never taken a selfish shot. He's never griped. It's never about 'me,' it's always about 'us.' I've never been around a better human being who played for me."

"He's a very thoughtful person," said former Marquette coach Tom Crean, now at Indiana, who recruited Hayward. "He's been raised the right way. There's no entitlement or enabling in the Hayward family."

The Hayward guys always stuck together.

"There's not really a lot of expressing emotions," Hayward Jr. said smiling.

But there is a deep loyalty and camaraderie.

Maybe it wasn't always in a cuddly manner, but Hayward Sr., closely monitored how his 11-year-old coped with the departure of his mother, a 5-foot-10-inch beauty who used to tuck in her son every night.

After a trip to Six Flags, she told him she was leaving to pursue a modeling career in New York. He hasn't seen her since.

"He was a happy kid," Hayward Sr. said. "(I told him) 'We have to make what we have work.' "

As the team's leader, Hayward visits teammates' rooms nightly for chats. After a home victory against Georgetown, for instance, junior Jimmy Butler waited for Hayward while he spoke to a reporter for about 20 minutes. An assistant coach reminded Hayward to oversee the freshmen in the weight room the next morning.

As Hayward left the Bradley Center in Milwaukee, he wasn't listening to advice. He was imparting it and hoping another player will apply it — even if he has to repeat himself to achieve his goals.

"The way we work," Hayward said, "the sky is the limit for us."

sryan@tribune.com





[Home](#) » [Sports](#) » [Golden Eagles](#)

Golden Eagles

Peaks & Valleys

MU's Acker on pace to finish college on high note

By [Todd Rosiak](#) of the Journal Sentinel

Posted: Jan. 29, 2010

Hartford, Conn. — To call 2009 a rollercoaster year for Maurice Acker is being kind.

It's hard to imagine a player going from seldom-used reserve to postseason starter, leaving the program and later rejoining it for his final season and then coming out the other side a better player and student.

Yet that's exactly what the fifth-year senior has done. Neither he nor the Marquette Golden Eagles could have predicted how well things have turned out.

"It's a big difference from last year to this year," Acker said. "I have a bigger role for the team, and I've been doing more (work) than I did last year. I actually understand that now, and that's helping me and the team, which is most important."

A year ago, Acker languished on the bench behind ironman Dominic James, relegated to short stints at the point.

His confidence waning, Acker couldn't buy a basket once he did see the floor - if he even looked at the rim at all. A onetime 42.6% three-point shooter, Acker made exactly *one* shot from beyond the arc in 14 Big East games, and that was a long, buzzer-beating prayer before halftime in a win over Cincinnati.

Acker got his chance for major minutes when James suffered a broken foot in MU's big matchup with the No. 2 Connecticut Huskies. In seven starts he averaged 5.3 points and 2.7 assists.

But at 5-foot-8 and 165 pounds, Acker couldn't come close to matching James when it came to penetrating defenses or smothering opponents on the ball. The Golden Eagles struggled to a 2-5 record in a torturous close to the year.

Acker didn't anticipate his role expanding much for his senior season, especially with heralded freshman point guard Junior Cadougan set to arrive. He'd also fallen off track in the classroom. At the end of June, it was announced Acker would leave the team to focus on academics.

Both Acker and coach Buzz Williams denied there was any tension between the two, although they clearly had different views as to what he brought to the team.

"I felt as though I could do more for the team, and Buzz didn't really have that much experience with me, so he didn't know at the time," Acker said. "I basically accepted my role, which was most important for the team."

Said Williams: "I will say in my first year as coach I had more faith in Dominic James than I did Mo. And that's not to say it's because I didn't see eye to eye with Mo. That didn't have anything to do with it. I just felt that defensively Dominic allowed us to play defensively as an undersized team because he was able to put such ball pressure on all over the floor."

Acker spent the next two months in his hometown of Chicago working with a personal trainer and former MU teammates such as Jerel McNeal. Behind the scenes, though, Tony Benford, one of Williams' assistant coaches, wasn't ready to give up on a reunion.

Eventually, Benford met with Acker and his family and then with Williams. Both sides agreed to give it another try, and Acker returned in late August with the blessing of his teammates.

"It was something that just came out of the blue," said Acker. "Everybody came to the agreement that it'd be best for me to just finish out my last year. The way he broke it down to me made a lot of sense, and I had a lot of trust in him. So I decided to come back."

Added Williams: "The reason it got to that point was because of Tony."

Acker has since provided a steadying hand at the point for the young Golden Eagles (11-8 overall, 2-5 Big East), who play No. 19 Connecticut (13-7, 3-4) at 11 a.m. Saturday at the XL Center. He's also rediscovered his shooting stroke, hitting 14 of 18 from three-point range in league play.

He went 6 for 6 in a win over Providence and then 4 for 5 against Syracuse and Rutgers. Acker started 4 for 4 against the Scarlet Knights, giving him 10 straight field goals from beyond the arc at the Bradley Center before he missed late in the first half.

Acker almost doubled his career scoring average at 8.6 points per game and averages a team-best 3.2 assists and 1.5 steals.

"I'm definitely happy with the decision I made," said Acker, who's on track to graduate in May.

As is Williams.

"Because of his stature, he's had many more doubters throughout his basketball career than believers," he said. "I couldn't be happier for him in regards to how it's all played out."

Find this article at:

<http://www.jsonline.com/sports/goldeneagles/83089332.html>

Check the box to include the list of links referenced in the article.

YAHOO! SPORTS

One-on-one with Buzz Williams



By Jason King, Yahoo! Sports 3 hours, 21 minutes ago

YAHOO! SPORTS

He says he's not a computer guy, but a few weeks ago, Marquette coach Buzz Williams logged onto his laptop and did a search for "Magic Pills."

"Nothing popped up," he said.

Williams relayed the news to his players – and then reminded them that the only way to cure their midseason misfortunes was through perseverance and effort. The Golden Eagles responded Saturday with a 70-68 win at Connecticut that Williams hopes will jump-start what, at times, has been a frustrating season.

Marquette is 13-8 overall and 4-5 in the Big East conference – but it could easily be 18-3 or even 19-2. All eight of Marquette's losses have been by single digits, and five of them have been by either one or two points.

Somehow, though, Marquette hasn't let the gut-wrenching setbacks hurt its confidence. With the hardest part of their Big East schedule behind them, the Golden Eagles still stand a chance of earning an NCAA tournament berth – especially considering they tout wins against Connecticut, Georgetown, Michigan and Xavier.

The fact that Marquette is so competitive is even more remarkable considering the Golden Eagles lost standouts Wesley Matthews, Dominic James and Jerel McNeal from last year's team.

Williams – a former assistant under Tom Crean who is in his second season as Marquette's head coach – talked with Yahoo! Sports on Sunday evening.

Q: You've lost five Big East games by a total of 11 points. So many teams would go in the tank after close losses like that. Why hasn't that happened to your team?

A: I think it goes back to character. Maybe if I had been coaching longer than I have, or maybe if I was smarter, I'd have a different answer. But I think life is pretty simple. Sometimes we make it more complicated than it is. Any time you go through life and you go through a disappointment, it is hard to bounce back. The only way you can bounce back is if you believe in what you're doing and you believe in the people you're doing it with. The moral of the story is that it's the character of your players.



Buzz Williams is bursting with energy.

(Phelan M. Ebenhack/AP Photo)

Q: How much time have you had to spend talking to your players to keep their spirits up?

A: I probably should, but I'm not a big believer in Kumbaya meetings. I think you have Kumbaya meetings when you're getting your tails whipped. I just don't believe in that. The only thing you can do to fight back is to work. Make sure that you're accountable in your work and efficient in your work. Make sure the things you're working on are things you can utilize to not get your tails kicked. That's all I know.

Q: I know you're not the type of guy to sit around feeling sorry for yourself. But after three or four of those close losses, you must've felt snake-bitten.

A: They were hard to absorb. We beat Xavier and Michigan at Disney World when no one thought we would. Then we played Florida State and, at the first media timeout of the second half, we were up by 15. We ended up getting beat by one on a last-second shot. Then you fast forward to Dec. 29, when we're playing at West Virginia in our first league game. Da'Sean Butler fake spins at the three-point and hits a fadeaway three to beat us by one. Then [Villanova's] Scottie Reynolds splits a trap on a ball screen and dribbles the ball behind his legs and shoots and gets fouled. He makes a free throw and they beat us by two. We went up to Syracuse and lost by five and the radio guy said, 'What do you do when it's

such a blowout?' We were used to playing in one or two-point games.

Q: Any way to pinpoint why that was happening?

A: I need to be a better coach. That's probably what I thought most of the time when we were losing by one or two possessions. Our players put us in a position to have a chance to win those games. We have become more efficient in what we do. Our bond has continued to grow stronger. Some of the heartbreak that we've been through already ... some teams would disband. I think our team has molded together even closer.

Q: Has there been one player who's done a particularly good job of keeping the team together?

A: When you're on the Titanic and you're headed wherever you're going, everybody has to pull his own weight. That's the way we have to operate around here. I'm not any more important than our video coordinator, and Lazar Hayward isn't any more important than anyone on our team. That's one thing that we say all the time to one another. You've got to pull your own weight. And when you see one of your teammates struggling, you've got to pull his weight. Our seniors have done a phenomenal job of leading. They're more vocal than some of the younger players. But as long as guys have both feet in the water and as long as they're pushing the right way, I don't know that you need captains.

Q: How have you been able to combat your lack of depth down low?

A: It's hard because as soon as the ball is tipped we're playing from behind. We've played seven guys, for the most part, throughout the year. We are small. I think everyone in the country knows that. We lost our 6-foot-10 kid to a broken foot. I think you have to combat it in myriad ways. The responsibility falls to everyone on the floor. As soon as we make a basket we have to have great ball pressure for as long as we can, as much as we can, so by the time they get it down the court, and our size deficiency becomes so glaring, we've done a great job of playing our man below the catch. Because let's face it, we're really small. We're starting Mo Acker, who is 5-8 when he puts his in-soles in his shoes. David Cubillan is 5-11 when he's grown his hair out for a couple of weeks. We're the smallest team in the Big East by position. It's not just inside where we're small. We're small everywhere. We have to play every person before the catch, we have to jump to every pass, we have to stay high in the floor, because as soon as we play on the same boards as the guys we're guarding, we're in trouble, because we're too small to overcome that.



Williams and the Golden Eagles still have an NCAA tournament shot.

(Kevin Rivoli/AP Photo)

Q: When you talk to this team about your long-term potential and your goals, what do you tell them? I'm looking at your schedule and it seems as if you've still got a chance to do a lot of great things.

A: I wish I was smarter and could judge and forecast a little bit more than I can, but we don't ever talk about anything in the future. We have a routine two nights before a game, one night before a game and the day of the game. We never alter those routines relative to our opponent. I know we play DePaul on Wednesday and then Providence, but after that I couldn't tell you. I don't carry around a schedule in my pocket. I don't want to know our schedule. I only want to be consumed with today.

Q: Rumor has it that you're big into statistics.

A: I'm too big into numbers and our guys know that. I try not to reflect that on them because I don't want to overwhelm them.

Q: I read in an article recently that you said your infatuation with numbers was related to your OCD. Were you joking, or do you really have Obsessive Compulsive Disorder?

A: If I was tested for it I probably would, but I shouldn't have said that, because some people have a genuine problem with it. But I definitely have some characteristics of it, where one thing leads to another and then another. I don't want to take that out on anyone else. My wife has to deal with it some and Barb, my assistant, endures a lot of it. But I don't want to inflict it on my players, because I want them to play with a free mind.

Q: What kind of things do your assistant and wife have to endure?

A: For every day I've been at Marquette, I have a diary. There are four pages for each day. One is a practice itinerary, one is a post-practice notes, a breakdown of offense and defensive notes, each assistant has two lines of things I need to tell them I think they need to work on. The back page, half of it is nothing but lines, the other half is court diagrams. Anytime we meet in the film room, our guys know that we're going to pray. Then they're going to take the diaries that I put together for them, and the first three minutes, nobody says a word, and we write in our diary. It's my way of getting out whatever it is I need to get out so I can concentrate on what we're about to do. It's something that's really important to me.

Q: I know you're a Texas native who graduated from Van Alstyne High School. How have you liked living in Wisconsin? Is it a culture shock?

A: We have four children under the age of 7. On Sunday I stay home most of the day. Then, around 5:30, I leave and go to work. Whether it's going to church or going to IHOP, all the things we do on Sunday, my children look forward to it and so does my wife. Sometimes I'll try to take a nap with the kids and be a normal human being. The other day my wife said, 'I just love our life.' It's amazing how God has blessed us way more than we deserve. Not just professionally, but personally. We've been married almost 10 years.

I didn't even know God created this much snow. I'd seen pictures on TV but I didn't realize it could really get like this. Seriously, though, it was all part of a perfect plan. The values of this institution represent who I am as a person. The value of that is worth way more than any amount of money. What this institution was built on and what they believe are the core things that they want each student to experience here are the same things I believe in my heart to be right. It's very rare in any industry to find a perfect match, but I believe I have. I love the people. I love the support of our program. We've been in the top 10 in attendance the last two years. There's no football here. The academic setup here is outstanding. The value of a degree here is approaching that of an Ivy League institution. It's the perfect place for me. I'll be here as long as they'll have me.

Q: You spent one season as an assistant to Tom Crean before he left Marquette for Indiana. Do you still keep in touch with him?

A: We share texts and voicemails. We don't talk every day or anything like that. I know he's doing an outstanding job down there. I'm happy for any success that they have. He's part of the reason why this program is in the condition it is in. I never try to take credit for how this program got to this point, because I didn't have anything to do with it. It's all about what Coach Crean had done the previous nine years, not to mention what all the coaches before him had done. I just want to make sure I'm accountable for what happens beyond this point.

Q: If you weren't coaching basketball or recruiting or watching film, what would you do in your free time?

A: I'd be with my wife and my children. But if I had to name a hobby, I'd say clothes. I really like looking at different shirts and ties and suits and gear. But as far as something that would actually take time, I like to work and be with my family. And I try to run every day. Other than that, I'm a simpleton.

Q: How far do you run?

A: We have boot camp every year that starts 15 days before the start of official practice. This year my commitment to my team was that from the day we started boot camp to the day of our first game, I would run the distance from the Al McGuire Center, which is our practice facility, to the Lucas Oil Stadium in Indianapolis, where the Final Four is. That's 245 miles. I did it on the treadmill, and they were making fun of me the whole way. But it was my way of showing them that I was 1 percent tougher than they are.

And then from Christmas Day to Easter Day – from the day Jesus was born to the day he was resurrected ... that's 100 days. I committed to running five miles a day for those 100 days. So that's 500 miles. I'm on track for the most part. I've missed five days, so I'm 25 miles behind. There were days I'm running 16, 28 or 20 miles not to get ahead, but to catch up. I'd do it in sessions. I'd run three or four miles and then work for a few hours and then run three or four more, just to try to catch up.

Q: Do you eat pretty well? Or are there foods up in Wisconsin that you can't resist?

A: I used to drink a gallon of sweet tea a day. Then a friend of mine told me about the cleanse diet. It's organic lemon juice, organic syrup and organic cayenne pepper with distilled water, all mixed together. When our guys were in finals, I told them, 'I know you guys are going to be mashed down this week. So this week I'm going to be mashed down, too. I'm not going to eat. I'm going to go on this cleanse.' I did it for 10 days. Now I only drink sweet tea when I'm leaving the house [one glass] and when I get home [one glass]. That's helped me, because I was constantly on a sugar high. I don't eat too much during the day. When I come to the office, I never leave. So unless someone brings in some food, I usually just have a bagel or a bowl of cereal.

Copyright © 2010 Yahoo! Inc. All rights reserved. [Privacy Policy](#) - [About Our Ads](#) - [Terms of Service](#) - [Copyright/IP Policy](#) - [Help](#) - [Site Map](#)

Another chapter of success for Marquette basketball

Eagles net double-digit victories in Big East again

By [Todd Rosiak](#) of the Journal Sentinel

Posted: March 1, 2010 | [\(24\) Comments](#)

Voice hoarse and still emotionally spent from coaching his Marquette Golden Eagles to their third consecutive overtime road victory, Buzz Williams sat down in the very chair he'd ignored all game at the Prudential Center and reflected on what had just taken place.

The 84-83 win over Seton Hall had not only gone a long way in helping MU move closer to earning its fifth consecutive at-large bid in the NCAA tournament, it also improved the Golden Eagles' record to 10-6 in the Big East Conference heading into the final week of the regular season.

It marked the fifth time in as many seasons as a member of the nation's largest - and, arguably, best - league they'd recorded double-digit wins, and made them just the second team in the Big East, along with the Pittsburgh Panthers, to have accomplished the feat over that span.

Williams' team was picked 12th by the conference's coaches in the preseason and survived attrition to the point he was playing a six-man rotation, yet it still managed to win eight of nine games to turn around its season. That's the kind of achievement in which Williams believes everybody affiliated with MU should take pride.

"I do think it's not just the coaches and the players, because if you're going to have success at that level in this kind of league, everybody that has decision-making authority has to be both feet in to do what needs to be done to help," Williams said. "I think it starts from the absolute top in Father Wild. You can't do it just trying to cut corners.

"We won 12 last year and we still have two games to go; we may lose both of them. But I think for us to be in this position is a credit not just to the people who have business cards associated with men's basketball or get a scholarship from men's basketball, it's all those people in charge of allowing those things to happen, our fans, our alumni.

"I think it's a great feat, to be honest with you."

The Golden Eagles won 10 games in the Big East in 2005-'06 and 2006-'07 and 11 in 2007-'08 under Tom Crean, and 12 last season under Williams, with both coaches taking full advantage of some incredible talent that included future NBA players Steve Novak and Wesley Matthews as well as three all-time MU greats in Jerel McNeal, Dominic James and Lazar Hayward.

As far as improbability, only the 2005-'06 team can come close to matching what this year's team has accomplished.

Starting with arguably the biggest regular-season win in the school's history, a 94-79 whipping of No. 2 Connecticut in its first-ever game in the Big East, MU rode Novak along with Matthews, McNeal and James - freshmen at the time - to a fourth-place finish in the regular season and a first-round bye in the league tournament.

This season, with Matthews, McNeal and James all having graduated last spring, the Golden Eagles were supposed to fall to the back of the pack in the league's hierarchy. With a preseason all-league selection in Hayward and a group of mostly young, inexperienced players around him, the 12th-place forecast turned in by Williams' contemporaries seemed perfectly reasonable.

Outside the Al McGuire Center, that is.

Williams somehow kept his Golden Eagles together in the face of a 2-5 start in the Big East. Despite having no size and very little depth thanks to injuries and the in-season transfer of Jeronne Maymon, their worst loss has been by just nine points. Thirteen of their games have been decided by five or fewer points, and in a sign of true maturation, they've won their last five after opening 1-7 in such contests.

Now the Golden Eagles (19-9, 10-6) find themselves in a tie for fifth place in the Big East standings with their opponent Tuesday night, the Louisville Cardinals (19-10, 10-6), and firmly in control of their postseason destiny when, roughly one month ago, such a proposition seemed ludicrous.

Toughness, believing in one another and sticking to Williams' meticulous game plans have gotten them to this point.

"We're not supposed to be here," said Williams, still seated on the Prudential Center bench. "But when you function the way we function every day and you do the same thing every day - they don't blink an eye because they know what we're going to do. I think it's a credit to their character.

"I don't think you can quantify it, and I don't want to speak out of turn because it's not who I am. But at some point, let's give credit where credit is due. And that's not for me - that's for our players. Come on, now. At some point you have to go, 'Yeah, I see.'"

Three seniors key to Eagles

Hayward, Cubillan, Acker to be honored

By [Todd Rosiak](#) of the Journal Sentinel

Posted: March 5, 2010 | [\(12\) Comments](#)

Lazar Hayward, Maurice Acker and David Cubillan are a lot of things to the Marquette Golden Eagles.

This season, indispensable would be a good way to describe them. But when looking back upon each senior's four-year journey at MU, resilient is probably the term that fits best.

From the abrupt departure of former coach Tom Crean to building new relationships with current coach Buzz Williams to persevering through tough individual circumstances, all three have left their mark on a program that has thrived in the Big East while they have played.

"All of them have a little bit of a different story," Williams said, "but their story in the end is the same relative to their character, who they are."

The trio will be honored Saturday after the Golden Eagles (20-9, 11-6 Big East) meet Notre Dame (20-10, 9-8) in the regular-season finale at the Bradley Center.

Of the three, the 6-foot-6 Hayward will depart as the most decorated, having set a school record for games played and needing just eight more points to move past George Thompson and into second place on the scoring list.

His time at MU got off to a rocky start, though. Hayward was prevented from working out with the team while the NCAA Clearinghouse investigated his academic record from both high school and Notre Dame Prep, which he attended the year before joining the Golden Eagles.

Hayward was finally cleared for competition as MU opened practice, and he wound up playing in all 34 games, averaging 6.6 points and 3.6 rebounds. Still there was a sense in the program he could have been an even bigger contributor were it not for his seclusion during a critical point of development.

The Buffalo, N.Y., native went on to nearly double his averages as a sophomore and upped them yet again last season before finally becoming the focal point for the Golden Eagles this year. Hayward has averaged 18.0 points and 8.0 rebounds while also making 52 three-pointers to lead MU to a surprising fifth-place finish in the Big East and a 20-9 mark. He has been a model leader and teammate, as well, on a team stacked with youngsters and newcomers to Division I.

"If someone was to ask a question about me, they'd ask about the type of person I was and if they'd say he was a really good person, worked really hard, a very prideful person and a good character guy, then I think I accomplished my main goal," Hayward said.

Acker transferred to MU from Ball State and, after sitting out as a redshirt, served as the regular backup to Dominic James at the point in 2007-'08. Last season, though, Williams rarely took James off the floor, and Acker, a native of Hazel Crest, Ill., saw his playing time plummet. He started MU's final seven games after James suffered a broken bone in his left foot.

The 5-8 Acker left the team last June only to return two months later and has put up career numbers, averaging 8.6 points and 3.6 assists while also hitting 42 three-pointers.

"It's been wonderful, a great experience to be able to come back and be with my teammates and coaches," he said. "Them accepting me back into the program was huge for me and the program as well. We're having a successful year overall, and it's just exciting."

Cubillan burst onto the scene by contributing 48 threes as a freshman in 2006-'07, but shoulder injuries set him back as a sophomore. He had surgery on both shoulders following that season, and there was some doubt whether he'd be able to return as a junior.

He did, but not long into last season got into Williams' doghouse. The native of Maracaibo, Venezuela, has started all 29 games for MU this season, though, and is averaging 6.3 points per game. His 6-for-6 night from three-point range also keyed a big win over Georgetown early in the Big East season.

"A lot of hard work," said Cubillan of how he persevered. "You just keep fighting, you listen to Coach. Do the best that I can every day, on and off the court, to put myself in the position that I'm in right now."

Interesting stories, all.

"Lazar's the only one that's really been a player the whole time since he's been here," Williams said. " 'Cooby' and Mo have a little bit more knowledge of what it's like to sit on the bench. I don't know if that changes their appreciation level for what they're going through right now, but I think that it makes the bond between those three that much stronger."

2010 BIG EAST MEN'S BASKETBALL CHAMPIONSHIP
Presented by New York Life
Madison Square Garden • New York, N.Y.

