



2006-07 Season
 Season Record 24-10
 BIG EAST Record 10-6
 NCAA Tournament Participant



2006-07 Schedule & Results

Date	Opponent	TV	Time/Result
NOVEMBER			
Sun. 5	Cardinal Stritch	exh.	W, 99-70
Fri. 10	Hillsdale Coll.		W, 77-66
<i>November 13-14 • CBE Classic Milwaukee Region</i>			
Mon. 13	Idaho State		W, 59-56 ^{OT}
Tue. 14	Detroit		W, 87-45
Sat. 18	Eastern Michigan		W, 95-62
<i>November 20-21 • CBE Classic</i>			
Mon. 20	Texas Tech	ESPNU	W, 87-72
Tue. 21	9/8 Duke	ESPN2	W, 73-62
Mon. 27	at Valparaiso		W, 65-62
DECEMBER			
<i>December 1-2 • 45th Pepsi Blue & Gold Classic</i>			
Fri. 1	Northwestern State		W, 83-67
Sat. 2	North Dakota State		L, 60-64
Tue. 5	Delaware State		W, 65-48
Sat. 9	11/12 Wisconsin	ESPN	L, 66-70
Sat. 16	Md.-Baltimore County		W, 68-46
Tue. 19	Oakland		W, 80-62
Fri. 22	Morgan State		W, 77-57
Sat. 30	Savannah State		W, 69-51
JANUARY			
Thu. 4	at Providence *	WMLW 41	L, 59-74
Sun. 7	Syracuse *	WMLW 41	L, 58-70
Wed. 10	at 24/22 Connecticut *	WMLW 41	W, 73-69
Sat. 13	21/21 West Virginia *	ESPN	W, 81-63
Mon. 15	at Louisville *	ESPN	W, 74-65
Sun. 21	at 6/6 Pittsburgh *	CBS	W, 77-74 ^{OT}
Wed. 24	Seton Hall *	ESPN360	W, 89-76
Sun. 28	at USF *		W, 70-68
FEBRUARY			
Sat. 3	Providence *	ESPNU	W, 69-62
Wed. 7	Rutgers *	ESPN360	W, 67-47
Sat. 10	at 22/23 Georgetown *	ESPN	L, 58-76
Wed. 14	at DePaul *	ESPN360	L, 67-72
Sat. 17	Louisville *	ESPNU	L, 59-61
Mon. 19	Villanova *	ESPN	W, 80-67
Sat. 24	at Notre Dame *	ABC	L, 73-85
MARCH			
Sat. 3	12/12 Pittsburgh *	ESPN	W, 75-71
<i>March 7-10 • BIG EAST Tournament</i>			
Wed. 7	at St. John's	ESPN	W, 76-67
Thu. 8	vs 13/11 Pittsburgh	ESPN	L, 79-89
<i>March 15-April 2 • NCAA Tournament</i>			
Thu. 15	vs Michigan State	CBS	L, 49-61

- All times are listed as **Central** and are subject to change.
- Home games are played at the Bradley Center and are listed in **bold**.
- * Denotes BIG EAST game.

2006-07 Season Review

Marquette Records:

24-10	overall
10-6	BIG EAST
16-4	at home
5-4	on the road

Head Coach Tom Crean Records:

165-86 (65.7)	Eight seasons
79-49 (61.7)	in conference play
4-8 (33.3)	in conference tournneys
111-25 (81.6)	at the Bradley Center
2-2 (50.0)	at the U.S. Cellular Arena
35-48 (54.2)	on the road
17-12 (58.6)	at neutral sites
4-4 (50.0)	in NCAA Tournaments

Marquette advanced to the NCAA Division I Men's Basketball Championship for the second straight season and for the fourth time in the Tom Crean era. The Golden Eagles received the no. 8 seed in the East Region. Marquette's season ended with a 61-49 loss to Michigan State in the first round of the tournament.

The season was very productive, however. Marquette won 24 games, the third highest total in the Tom Crean Era. It was the fourth 20-win season under Crean.

MU players were also rewarded with post-season accolades. Sophomore Dominic James was first-team all-BIG EAST and AP Honorable Mention All-America. Sophomore Jerel McNeal was the BIG EAST Defensive Player of the Year and was named Rivals.com 2006-07 All-Defensive First Team honors.

Marquette is led by head coach Tom Crean. He owns a 165-86 career record through eight seasons.

2006-07 Marquette Lineup

	Pos.	Yr.	Ht.	Wt.	MPG	PPG	RPG	APG	
1	Dominic James	G	So.	5-11	175	33.2	14.9	3.1	4.9
	Named First Team All-BIG EAST; AP All-America Honorable Mention								
2	Maurice Acker	G	So.	5-8	165	—	—	—	—
	Sat out 2006-07 season per NCAA Transfer rules								
5	Dan Fitzgerald	F	Jr.	6-9	200	21.7	7.4	3.9	0.7
	Moved into top 10 at MU in career three point percentage								
10	David Cubillan	G	Fr.	6-0	180	21.2	5.5	1.9	1.6
	Entered top 10 at MU in career three point percentage								
12	Dwight Burke	F	So.	6-8	240	8.9	0.8	1.8	0.1
	Played all 34 games as a sophomore								
21	Lawrence Blackledge	F	Jr.	6-8	185	6.4	1.7	1.4	0.5
	Played in 19 games during the season after transferring								
22	Jerel McNeal	G	So.	6-3	185	30.2	14.7	4.8	3.8
	Named Second Team All-BIG EAST; BIG EAST Defensive Player of the Year								
23	Wesley Matthews	G	So.	6-5	200	31.2	12.6	5.3	2.2
	Second on the team in minutes and rebounding								
32	Lazar Hayward	F	Fr.	6-6	215	16.3	6.6	3.6	0.3
	Started 16 games in his freshman season								
40	Mike Kinsella	C	Sr.	7-0	245	5.2	0.8	1.3	0.2
	Finished collegiate career hitting four-of-five career three pointers								
41	Ousmane Barro	F	Jr.	6-10	235	27.0	8.1	6.9	0.4
	Led team with six double doubles on the season								
42	Tommy Brice	G	Jr.	5-11	174	0.9	0.0	0.0	0.0
	Walk-on that saw first action in seven games on the year								
45	Craig Kuphall	G	Sr.	6-2	185	2.3	0.6	0.3	0.1
	Walk on that scored in two of seven games in which he played								
51	Jamil Lott	F	Sr.	6-7	225	10.4	2.1	1.8	0.2
	Played in 30 games as a senior								

2006-07 Marquette Numerical Roster

No.	Name	Pos.	Ht.	Wt.	Yr.	Hometown (High School/Last College)/
1	Dominic James	G	5-11	175	So.	Richmond, Ind. (Richmond)
2	Maurice Acker	G	5-8	165	So.	Hazelcrest, Ill. (Hillcrest/Ball State)
5	Dan Fitzgerald	F	6-9	205	Jr.	St. Paul, Minn. (St. Thomas Academy/Tulane)
10	David Cubillan	G	6-0	170	Fr.	Maracaibo, Venezuela (St. Benedict's (N.J.))
12	Dwight Burke	F	6-8	245	So.	Brooklyn, N.Y. (St. Benedict's Prep (N.J.))
21	Lawrence Blackledge	F	6-8	185	Jr.	Carbondale, Ill. (Carbondale/Southwestern Ill.)
22	Jerel McNeal	G	6-3	195	So.	Chicago, Ill. (Hillcrest)
23	Wesley Matthews	G	6-5	215	So.	Madison, Wis. (Memorial)
32	Lazar Hayward	F	6-6	215	Fr.	Buffalo, N.Y. (Notre Dame Prep (Mass.))
40	Mike Kinsella	C	7-0	250	Sr.	Rochester, Minn. (John Marshall/Rice)
41	Ousmane Barro	F	6-10	245	Jr.	Dakar, Senegal (Chicago Julian)
42	Tommy Brice	G	5-11	174	Jr.	Bloomington, Ill. (Lake Park)
45	Craig Kuphall	G	6-2	185	Sr.	Menomonee Falls, Wis. (Wisconsin Lutheran)
51	Jamil Lott	F	6-7	225	Sr.	St. Paul, Minn. (Como Park/NDSCS)

Head Coach: Tom Crean

Assistant Coaches: Jason Rabedeaux, Jerry Sighting, Bennie Seltzer

Quick Facts

Location	Milwaukee, Wis., 53233
Founded	1881
Enrollment	10,500
Nickname	Golden Eagles
Colors	Blue <small>(PMS 281)</small> and Gold <small>(PMS 123)</small>
Arena	Bradley Center (19,500)
Affiliation	NCAA Division I
Conference	BIG EAST
President:	Rev. Robert A. Wild, S.J.
Interim Athletics Dir.:	Steve Cottingham
Ticket Office:	414-288-GOMU
University Website	www.marquette.edu
First Year of Basketball	1916-17
All-Time Record	1,349-859 (61.1)
NCAA Tourney Appearances	25
Last NCAA Appearance	2007
NIT Appearances/Last	15/2005
Last Postseason Result	NCAA, 2007 Loss to Michigan State, 61-49
Men's Basketball Contact	Mike Broeker
Office Phone	414-288-5287
Home Phone	414-906-1607
E-Mail	mike.broeker@marquette.edu
Asst. Media Relations Dir.	Blain Fowler
Office Phone	414-288-6980
Cell Phone	414-737-1457
E-Mail	blain.fowler@marquette.edu
Asst. Media Relations Dir.	Amy Ufnowski
Office Phone	414-288-7419
E-Mail	amy.ufnowski@marquette.edu
Media Relations Assistant:	Matt Devine
Office Phone	414-288-7447
E-Mail	matt.devine@marquette.edu
Media Relations Fax	414-288-6519
Bradley Center Press Row	414-227-0580
Athletics Website	www.gomarquette.com
Delivery Address	Al McGuire Center 770 N. 12th Street Milwaukee, WI, 53233-2203

Pronunciation Guide

Ousmane Barro — ooze-mahn bare-oh
 David Cubillan — dah-veed coo-bee-yahn
 Lazar Hayward — luh-zahr
 Mike Kinsella — ken-cell-ah
 Craig Kuphall — coo-fall
 Jamil Lott — ja-meal
 Jerel McNeal — juh-rell
 Jason Rabedeaux — rab-a-doo
 Jerry Sighting — see-sting

2006-07 Marquette Alphabetical Roster

No.	Name	Pos.	Ht.	Wt.	Yr.	Hometown/
1	Dominic James	G	5-11	175	So.	Richmond, Ind.
2	Maurice Acker	G	5-8	165	So.	Hazelcrest, Ill.
5	Dan Fitzgerald	F	6-9	205	Jr.	St. Paul, Minn.
10	David Cubillan	G	6-0	170	Fr.	Maracaibo, Venezuela
12	Dwight Burke	F	6-8	245	So.	Brooklyn, N.Y.
21	Lawrence Blackledge	F	6-8	185	Jr.	Carbondale, Ill.
22	Jerel McNeal	G	6-3	195	So.	Chicago, Ill.
23	Wesley Matthews	G	6-5	215	So.	Madison, Wis.
32	Lazar Hayward	F	6-6	215	Fr.	Buffalo, N.Y.
40	Mike Kinsella	C	7-0	250	Sr.	Rochester, Minn.
41	Ousmane Barro	F	6-10	245	Jr.	Dakar, Senegal
42	Tommy Brice	G	5-11	174	Jr.	Bloomington, Ill.
45	Craig Kuphall	G	6-2	185	Sr.	Menomonee Falls, Wis.
51	Jamil Lott	F	6-7	225	Sr.	St. Paul, Minn.

Marquette Basketball Staff

Head Coach	Tom Crean (Central Michigan, '89)
Assistant Coaches	Jason Rabedeaux (Calif.-Davis, '88) Jerry Sighting (Purdue, '79) Bennie Seltzer (Wash. State, '93)
Dir. of Basketball Operations	Todd Townsend (Marquette, '05)
Coordinator of Video Operations	Derek Deprey (Wis. Lutheran, '02)
Head Trainer	Jayd Grossman (Wis.-La Crosse, '92)
Strength and Conditioning Coach	Todd Smith (Miami (Ohio), '95)

James Named AP All-America Honorable Mention

Sophomore guard Dominic James was named an Associated Press Honorable Mention All-American.

A member of the BIG EAST All-Conference First Team, James led the Golden Eagles this season, averaging 14.9 points per game. He also led the team and ranked fourth in the conference with 167 assists and was second on the MU squad and fourth in the conference with 64 steals.

James scored 20-plus points in seven games this season and recorded seven or more assists in a game six times. Against Pittsburgh, March 3, he recorded a career-high with 10.

James becomes the first to receive All-American status from the AP since Travis Diener was named to the honorable mention list following the 2004-05 season. He is the 11th student-athlete all time for Marquette to be recognized as an AP All-American.

McNeal Earns Praise for Defense

Sophomore guard Jerel McNeal garnered Rivals.com 2006-07 All-Defensive First Team honors.

McNeal, named the BIG EAST Defensive Player of the Year and BIG EAST All-Conference Second Team member, led the Golden Eagles and ranked second in the conference with 76 steals this season, the fifth best single-season total in school history. He ranked 10th in the nation, averaging 2.6 steals per game, and was one of only four players in NCAA Division I to average at least 14.5 points, 4.5 rebounds, 3.5 assists and 2.5 steals per game.

Four times this season he grabbed at least six steals in a game, and against North Dakota State, Dec. 2, he recorded a career high seven.

James, McNeal Named All-BIG EAST

Sophomores Dominic James and Jerel McNeal were named to the BIG EAST All-Conference teams, the league announced. James was a first-team selection and McNeal was voted to the second team.

James was Marquette's leading scorer during the regular season at 14.9 points per game and he led the Golden Eagles in assists with 4.9 per game. Both totals were among the league leaders. James was 10th in the BIG EAST in scoring and fourth in the league in assists. He had a career high 10 assists against Pittsburgh in the season finale, improving his league average to 5.4 assists per game. James also ranked fourth in the BIG EAST in steals at 1.94 per game and fifth in assist-to-turnover ration at 1.97.

McNeal was second on the team in scoring at 14.7

points per game, but was the team leader in scoring in BIG EAST games at 14.9 per game. One of the best defenders in the league, McNeal ranks among the national leaders in steals with 76. He was second in the BIG EAST in steals per game at 2.6.

McNeal Named BIG EAST's Best Defender

Sophomore guard Jerel McNeal was named BIG EAST Defensive Player of the Year, the league office announced. McNeal was also named second-team all BIG EAST.

McNeal led the team with 76 steals on the season, the fifth best single season total in Marquette history. McNeal's per game steal total was the second best in the BIG EAST and he ranked 12th on the national steals list. McNeal was the only player in the BIG EAST to average at least 2.0 steals per game and 4.0 rebounds per game.

McNeal is the first guard to win the award since the 2001-02 season, when John Linehan of Providence claimed the award. He is the fifth guard to win the award. McNeal joins a long list of storied players who have been named BIG EAST Defensive Player of the Year including Patrick Ewing, Alonzo Mourning, Dikembe Mutombo, Allen Iverson and Emeka Okefor.

James Named to USBWA All-District V Team

Sophomore Dominic James was named to the U.S. Basketball Writers Association All-District V Team. James was one of 10 NCAA Division I student-athletes selected from the states of Ohio, Indiana, Illinois, Michigan, Minnesota and Wisconsin. The selections are determined based on voting done by the association's national membership.

James was Marquette's leading scorer at 14.9 points per game and he leads the Golden Eagles in assists with 4.9 per game. Steve Novak received the honor last season. In 2003, Dwyane Wade was named a USBWA First Team All-American.

James, McNeal Honored by NABC

Sophomore guards Dominic James and Jerel McNeal were recognized by the National Association of Basketball Coaches (NABC) as two of the finest men's collegiate basketball student-athletes in the nation. James was named to the NABC Division I All-District First Team and McNeal was honored on the second team.

The duo joins 40 others from Marquette who have previously been named to an NABC All-District Team. James becomes the first student-athlete since Travis Diener in 2003-04, and 21st overall for MU to make the first team. McNeal is the 17th Golden Eagle to make the second team and follows Steve Novak who made it last season. Marquette has also had four third-team members.

2006-07 Men's Basketball National Polls

Associated Press Top 25

Rank	School (First Place Votes)	Record	Points	Last
1.	Ohio State (71)	30-3	1,799	1
2.	Kansas (1)	30-4	1,718	2
3.	Florida	29-5	1,625	6
4.	North Carolina	28-6	1,526	8
5.	Memphis	30-3	1,491	5
6.	Wisconsin	29-5	1,406	3
7.	UCLA	26-5	1,394	4
8.	Georgetown	26-6	1,378	9
9.	Texas A&M	25-6	1,173	7
10.	Oregon	26-7	1,044	16
11.	Texas	24-9	1,042	15
12.	Pittsburgh	27-7	1,018	13
13.	Washington State	25-7	868	11
14.	Southern Illinois	27-6	860	14
15.	Nevada	28-4	820	10
16.	Louisville	23-9	756	12
17.	Notre Dame	24-7	522	20
18.	Maryland	24-8	484	17
19.	UNLV	28-6	483	25
20.	Marquette	24-9	403	18
21.	Butler	27-6	326	19
22.	Winthrop	28-4	245	24
23.	USC	23-11	168	NR
24.	Brigham Young	25-8	162	23
25.	Tennessee	22-10	134	22

Also receiving votes: Creighton 104, Duke 103, Virginia 89, Va. Commonwealth 53, Virginia Tech 42, Vanderbilt 34, Xavier 30, Arizona 19, New Mexico St. 12, Boston College 10, Arkansas 8, Indiana 8, Davidson 7, Georgia Tech 6, Wright St. 6, Illinois 4, Michigan St. 4, George Washington 3, Texas A&M-Corpus Christi 3, Villanova 3, Akron 2 26-7, Kentucky 2, Old Dominion 2, Holy Cross 1.

as of March 13, 2007 — Prior to NCAA Tournament — Final

USA Today/ESPN Top 25

Rank	School (First Place Votes)	Record	Points	Last
1.	Florida (31)	35-5	775	3
2.	Ohio State	35-4	744	1
3.	UCLA	30-6	699	6
4.	Georgetown	30-7	694	8
5.	Kansas	33-5	627	2
	North Carolina	31-7	627	4
7.	Memphis	33-4	594	5
8.	Oregon	29-8	531	12
9.	Texas A&M	27-7	521	9
10.	Pittsburgh	29-8	459	10
11.	Southern Illinois	29-7	425	15
	Wisconsin	30-6	425	7
13.	Butler	29-7	360	19
14.	UNLV	30-7	309	18
15.	Southern California	25-12	294	25
16.	Texas	25-10	287	11
17.	Washington State	26-8	280	13t
18.	Tennessee	24-11	238	NR
19.	Vanderbilt	22-12	234	NR
20.	Louisville	24-10	222	16
21.	Nevada	29-5	217	13t
22.	Winthrop	29-5	108	21
23.	Maryland	25-9	72	22
24.	Virginia	21-11	56	NR
25.	Virginia Tech	22-12	54	NR

Also receiving votes: Xavier 38, Notre Dame 37, **Marquette 28**, Virginia Commonwealth 25, Creighton 21, Michigan State 19, Boston College 18, Brigham Young 10, West Virginia 10, Kentucky 8, Davidson 4, Clemson 2, Akron 1, Duke 1, Indiana 1.

as of April 3, 2007 — Final

2006-07 BIG EAST Standings

	BIG EAST		Overall	
Georgetown	13-3	81.2	30-7	81.1
Louisville	12-4	75.0	24-10	70.6
Pittsburgh	12-4	75.0	29-8	78.4
Notre Dame	11-5	68.8	24-8	75.0
Syracuse	10-6	62.5	24-11	68.6
Marquette	10-6	62.5	24-10	70.6
West Virginia	9-7	56.2	27-9	75.0
DePaul	9-7	56.2	20-14	58.8
Villanova	9-7	56.2	22-11	66.7
Providence	8-8	50.0	18-13	58.1
St. John's	7-9	43.8	16-15	51.6
Connecticut	6-10	37.5	17-14	54.8
Seton Hall	4-12	25.0	13-16	44.8
USF	3-13	18.8	12-18	40.0
Rutgers	3-13	18.8	10-19	34.5
Cincinnati	2-14	12.5	11-19	36.7

Final Standings

BIG EAST Awards

First Team All BIG EAST

Jeff Green	Georgetown
Roy Hibbert	Georgetown
Dominic James	Marquette
Russell Carter	Notre Dame
Colin Falls	Notre Dame
Aaron Gray	Pittsburgh
Herbert Hill	Providence
Lamont Hamilton	St. John's
Demetris Nichols	Syracuse
Curtis Sumpter	Villanova
Frank Young	West Virginia

Second Team All BIG EAST

Jeff Adrien	Connecticut
Wilson Chandler	DePaul
Sammy Mejia	DePaul
David Padgett	Louisville
Terrence Williams	Louisville
Jerel McNeal	Marquette
Levance Fields	Pittsburgh
Brian Laing	Seton Hall
Kentrell Gransberry	USF
Scottie Reynolds	Villanova

All BIG EAST Honorable Mention

Draelon Burns	DePaul
Jonathan Wallace	Georgetown
Sharaud Curry	Providence
Geoff McDermott	Providence
McHugh Mattis	USF
Eric Devendorf	Syracuse
Mike Nardi	Villanova

BIG EAST All-Rookie Team

Deonta Vaughn	Cincinnati
Jerome Dyson	Connecticut
Hasheem Thabeet	Connecticut
DaJuan Summers	Georgetown
Edgar Sosa	Louisville
Luke Harangody	Notre Dame
Tory Jackson	Notre Dame
Eugene Harvey	Seton Hall
Paul Harris	Syracuse
Scottie Reynolds	Villanova
DaSean Butler	West Virginia

Player of the Year

Jeff Green	Georgetown
------------	------------

Coach of the Year

Mike Brey	Notre Dame
-----------	------------

Rookie of the Year

Scottie Reynolds	Villanova
------------------	-----------

Defensive Player of the Year

Jerel McNeal	Marquette
---------------------	------------------

Most Improved Player

Herbert Hill	Providence
--------------	------------

Sportsmanship Award

Brandon Jenkins	Louisville
-----------------	------------

James and McNeal were two of 150 selected from 15 districts and are now eligible for the NCAA Division I All-American teams that will be announced at the conclusion of the season.

James Named Naismith Award Finalist

Marquette men's basketball point guard Dominic James has been named one of 30 finalists for the men's Naismith Trophy. The sophomore is the first Golden Eagle to be named a finalist since Dwyane Wade in 2003.

Aaron Gray (Pittsburgh), Jeff Green (Georgetown) and Roy Hibbert (Georgetown) join James as the four finalists from the BIG EAST.

In 1978, Butch Lee became the first and only MU student-athlete to win the Naismith Award. That season, he was also named the Basketball Weekly Player of the Year and was named an All-American by eight organizations, including the Associated Press.

James Named Bob Cousy Award Finalist

The Naismith Memorial Basketball Hall of Fame in conjunction with the Harford Financial Services Group, Inc. announced, Thursday, Marquette sophomore Dominic James has been named a finalist for the Bob Cousy Award, presented each year to the nation's top point guard. He is one of a record 17 in the running for the honor that were chosen from a pool of over fifty candidates from NCAA Division I, II and III institutions.

James Announced to Wooden Award Midseason All-American Team

Marquette sophomore Dominic James has been named to the Wooden Award Midseason All-American Team. The list of 30 nominees, all front-runners for the prestigious award, is based on individual player performance and team records during the first half of the season.

James leads the Golden Eagles and as of Jan. 29 ranked sixth in the BIG EAST with 16.5 points per game. He was also fourth in the conference in steals per game (2.21) and seventh in assists (4.65) per game. He was named to the John R. Wooden Preseason Top 50 list in October.

Marquette Wins 10 BIG EAST Games

Marquette went 10-6 for the second straight season in BIG EAST play. Marquette is one of three teams that has collected 10 wins each of the last two seasons in league play, joining Georgetown and Pittsburgh.

Strength of Schedule

Marquette had the 17th toughest schedule in the NCAA according to collegierpi.com, but has one of the toughest schedules in BIG EAST play. Of repeat opponents in league play, Marquette's teams (Pittsburgh, Louisville and Providence) were a

combined 33-15 (68.8 percent), the best in league play. Marquette's opponents in BIG EAST play had a winning percentage of 56.5. Only Villanova had a tougher schedule at 56.7 percent.

10 Assist Club

Sophomores Jerel McNeal and Dominic James each recorded 10 assists this season. McNeal had 10 in the win over Seton Hall. James did it against Pittsburgh. Both were career highs.

Matthews Steps Up To The Line

Sophomore Wesley Matthews was 10-for-10 from the line in the February 3 win over Providence, recording the most attempts without a miss by a Marquette player this season. It was the first time in 41 games that an MU player had made 10 or more free throws without a miss (Steve Novak, 11-for-11 vs Connecticut, January 3, 2006).

It took just five more games for Matthews to hit at least 10 free throws without a miss for a second time. He hit 12-of-12 against Villanova. He led the team in free throw shooting at 77.0 percent.

Pair Moves Up on Three-Point List

Freshman David Cubillan led Marquette in three point shooting this season at 42.5 percent. That total was good enough to move him into fourth on the all-time career list at Marquette

In his two seasons at Marquette, junior Dan Fitzgerald has made 41.6 percent of his three-point attempts, moving him into fifth place on the Marquette career list.

McNeal Records Double Double, Sets Personal Best with 10 Assists

Sophomore guard Jerel McNeal had his first double double of the season and second of his career in the win over Seton Hall. He scored a game high 22 points and had a career best 10 assists. At the time, he was the only active MU player to have 10 assists in a game during some point in his career.

McNeal Records Another Double Double, Sets Personal Best with 12 Rebounds

Sophomore guard Jerel McNeal had his second double double of the season and third of his career in the win over Providence on February 3. He scored a game high 18 points and had a career high tying 12 rebounds.

James Named Player of the Week in Back to Back Weeks

Sophomore guard Dominic James received BIG EAST Conference Men's Basketball weekly honors on Monday, January 15 and Monday, January 22.

James averaged 19.0 points, 5.0 assists, 4.5 rebounds and 4.0 steals while leading Marquette to a pair of league wins over ranked opponents. In a 73-69 victory at No. 24/22 Connecticut, James

had 17 points, four assists and three steals. The win ended UConn's 31-game home winning streak. James, a native of Richmond, Ind., followed that performance with 21 points, six assists and five steals in an 81-63 triumph over No. 21/21 West Virginia.

He followed that up with a 23-point effort against no. 6 Pittsburgh in which he sank crucial free throws in overtime to give MU a pivotal road victory. The selections mark the third time in his career that he has been named BIG EAST player of the week.

20 Wins in Second Straight Year

With the win over Providence, Marquette claimed its second-consecutive 20 win season and the fourth in the Tom Crean era. By calendar date, it was the quickest Marquette has reached 20 wins (Feb. 6 in 2001-02 with its 20th). MU won its 20th by its 23rd game that season. In all, Marquette has won 20 games or more in 29 seasons. The most wins by a Marquette team during the regular season was 26, set in 1970-71.

Amongst The Best in Thievery

Sophomore Jerel McNeal has been adept at coming up steals in 2006-07. Twice, he recorded six steals in a game and he had a season-best seven against North Dakota State. With 76 steals on the season, he is 17th in NCAA Division I in total steals despite missing five games. He led Marquette to a season total of 295 steals, the 18th best total in the nation.

McNeal finished the regular season with 76 steals, the fifth best single-season steals total in MU history.

Cubillan Hits Career High

Freshman David Cubillan scored a career high 14 points in the win over West Virginia, hitting four three pointers, a season high for an MU individual.

He scored 20 points to shatter his previous high in the March 3 win over Pittsburgh. He hit eight free throws down the stretch to seal the win and become the fifth MU player this season to score 20 or more points.

Fitzgerald Does the Same

Junior Dan Fitzgerald scored a career high 14 points in the win over Pittsburgh, hitting four three pointers, tying David Cubillan and Dominic James (who also had four threes against Pitt) for a season high for an MU individual.

In the BIG EAST Tournament, Fitzgerald scored 20 points each against St. John's and Pittsburgh. He became the sixth person on the team to score 20 or more points in the season.

Hayward Hits Career High

Freshman Lazar Hayward scored a career best 14

points against Georgetown on February 10, returning to the starting lineup one game after playing as a reserve for the first time in seven games. Two games later, he posed an 18-point effort against Villanova to re-set a career high.

Matthews Strings Best Three Games Together

Sophomore Wesley Matthews followed up a 22 point career best game against Savannah State with a team-high 14 against Providence. The combination of 36 points was the best back-to-back performance in Matthews' career. He also had 14 against Syracuse, giving him a career-high three-game span of 50 points.

Matthews has since bettered his three game stretch scoring a total of 53 points against Louisville (17), Pittsburgh (14) and Seton Hall (22). The Pittsburgh and Seton Hall performances tied his best two-game stretch.

Barro Bangs The Boards

Junior Ousmane Barro has turned into one of the better rebounders, especially on the offensive end, in 2006-07. The 6-10 forward led the team at 6.9 rebounds per game. He had a three game stretch where he averaged 10.7 rebounds per game with 12 against Rutgers, 11 against Georgetown and nine against DePaul. He had seven double figure rebound games this year. In BIG EAST games, he finished second in offensive rebounding at 3.69 per game.

McNeal Misses Action

For the first time in his career, Jerel McNeal missed a game. He didn't play in MU's January 4 loss at Providence. He suffered an injury in a collision in practice on January 1. He returned to action after a one game absence, scoring 16 points against Syracuse on January 7.

McNeal also missed the March 3 game against Pittsburgh, a game Marquette won, 75-71. He injured his shooting hand in practice the day before. He subsequently missed all three post-season games. Marquette was 2-3 in games without McNeal in 2006-07.

Freshman Earn First Career Starts

Freshman David Cubillan found his way into the starting lineup against Providence, marking his first career start. He played a career-high 30 minutes. The next game, Lazar Hayward appeared in the starting five against Syracuse. He played 18 minutes and had seven points. Hayward started 12 games this season.

On The Run

Marquette made a habit of going on scoring runs in 2006-07. Four times during the year, Marquette had runs of 14-0. Marquette had runs of 10-0 or more 18 times during the season. Four times, MU had multiple runs in one game. Marquette had runs of 10 and 14 against Detroit, 11 and 14 against Eastern Michigan and 11 and 14 against Northwestern State.

MU Starting Line-Ups, Points and % of Offense

Opponent	MU Starting Line-Up	Line-Up Record	Points	% of Offense	W/L
Hillsdale	Barro, Lott, James, McNeal, Matthews	1-0	57	75.0	W
Idaho State	Barro, Lott, James, McNeal, Matthews	2-0	50	84.7	W
Detroit	Barro, Lott, James, McNeal, Matthews	3-0	53	60.9	W
Eastern Mich.	Barro, Lott, James, McNeal, Matthews	4-0	49	51.6	W
vs Texas Tech	Barro, Lott, James, McNeal, Matthews	5-0	62	71.2	W
vs Duke	Barro, Lott, James, McNeal, Matthews	6-0	58	79.5	W
at Valparaiso	Barro, Lott, James, McNeal, Matthews	7-0	53	81.5	W
Northwestern State	Barro, Lott, James, McNeal, Matthews	8-0	59	71.1	W
North Dakota State	Barro, Lott, James, McNeal, Matthews	8-1	40	66.7	L
Delaware State	Barro, Fitzgerald, James, McNeal, Matthews	1-0	62	95.4	W
Wisconsin	Barro, Fitzgerald, James, McNeal, Matthews	1-1	51	77.3	L
Md.-Baltimore Co.	Barro, Fitzgerald, James, McNeal, Matthews	2-1	48	70.6	W
Oakland	Barro, Lott, James, McNeal, Matthews	9-1	60	75.0	W
Morgan State	Barro, Fitzgerald, James, McNeal, Matthews	3-1	59	76.7	W
Savannah State	Barro, Fitzgerald, James, McNeal, Matthews	4-1	65	94.2	W
at Providence	Barro, Lott, James, Cubillan, Matthews	0-1	39	66.1	L
Syracuse	Barro, Hayward, James, McNeal, Matthews	0-1	50	86.2	L
at Connecticut	Barro, Hayward, James, McNeal, Matthews	1-1	65	89.0	W
West Virginia	Barro, Hayward, James, McNeal, Matthews	2-1	58	71.6	W
at Louisville	Barro, Fitzgerald, James, McNeal, Matthews	5-1	70	94.6	W
at Pittsburgh	Barro, Hayward, James, McNeal, Matthews	3-1	61	79.2	W
Seton Hall	Barro, Hayward, James, McNeal, Matthews	4-1	75	84.3	W
at USF	Barro, Hayward, James, McNeal, Matthews	5-1	53	75.7	W
Providence	Barro, Hayward, James, McNeal, Matthews	6-1	47	68.1	W
Rutgers	Barro, Fitzgerald, James, McNeal, Matthews	6-1	47	70.2	W
at Georgetown	Barro, Hayward, James, McNeal, Matthews	6-2	47	87.1	L
at DePaul	Barro, Hayward, James, McNeal, Matthews	6-3	49	73.1	L
Louisville	Barro, Hayward, James, McNeal, Matthews	6-4	46	78.0	L
Villanova	Barro, Hayward, James, McNeal, Matthews	7-4	69	86.3	W
at Notre Dame	Barro, Hayward, James, McNeal, Matthews	7-5	55	75.3	L
Pittsburgh	Barro, Hayward, James, Fitzgerald, Matthews	1-0	47	62.7	W
at St. John's	Barro, Hayward, James, Fitzgerald, Matthews	2-0	64	84.2	W
vs Pittsburgh	Barro, Hayward, James, Fitzgerald, Matthews	2-1	74	93.7	L
vs Michigan State	Barro, Hayward, James, Fitzgerald, Matthews	2-2	39	79.6	L

Double Figure Points Combinations

Two Player Combinations	2006-07	Career
Barro, Cubillan	2-0	2-0
Barro, Fitzgerald	2-0	5-0
Barro, Hayward	0-1	0-1
Barro, James	8-0	11-1
Barro, Matthews	10-0	12-1
Barro, McNeal	8-1	10-2
Cubillan, Fitzgerald	3-0	3-0
Cubillan, Hayward	2-0	2-0
Cubillan, James	4-1	4-1
Cubillan, Matthews	6-1	6-1
Cubillan, McNeal	3-1	3-1
Fitzgerald, Hayward	2-1	2-1
Fitzgerald, James	4-2	8-2
Fitzgerald, Matthews	7-2	9-2
Fitzgerald, McNeal	5-1	7-1
Hayward, James	4-3	4-3
Hayward, Matthews	4-2	4-2
Hayward, McNeal	2-2	2-2
James, Lott	1-0	1-0
James, Matthews	15-5	21-10
James, McNeal	15-3	26-9
Lott, McNeal	1-0	1-0
Matthews, McNeal	13-3	16-6

Three Player Combinations	2006-07	Career
Barro, Cubillan, Fitzgerald	1-0	1-0
Barro, Cubillan, Matthews	2-0	2-0
Barro, Cubillan, McNeal	1-0	1-0
Barro, Fitzgerald, James	1-0	3-0
Barro, Fitzgerald, Matthews	2-0	4-0
Barro, Fitzgerald, McNeal	1-0	2-0
Barro, Hayward, McNeal	0-1	0-1
Barro, James, Matthews	8-0	10-1
Barro, James, McNeal	7-0	8-1
Barro, Matthews, McNeal	7-0	7-0
Cubillan, Fitzgerald, Hayward	1-0	1-0
Cubillan, Fitzgerald, James	1-0	1-0
Cubillan, Fitzgerald, Matthews	2-0	2-0
Cubillan, Fitzgerald, McNeal	1-0	1-0
Cubillan, Hayward, James	2-0	2-0
Cubillan Hayward, Matthews	2-0	2-0
Cubillan, James, Matthews	3-1	3-1
Cubillan, James, McNeal	2-1	2-1
Cubillan, Matthews, McNeal	2-1	2-1
Fitzgerald, Hayward, James	1-1	1-1
Fitzgerald, Hayward, Matthews	2-1	2-1
Fitzgerald, James, Matthews	4-2	4-2
Fitzgerald, James, McNeal	2-1	3-1
Fitzgerald, Matthews, McNeal	3-1	5-1
Hayward, James, Matthews	3-2	3-2
Hayward, James, McNeal	2-1	2-1
James, Lott, McNeal	1-0	1-0
James, Matthews, McNeal	11-2	12-4

Four Player Combinations	2006-07	Career
Barro, Cubillan, Fitzgerald, Matthews	1-0	1-0
Barro, Cubillan, Fitzgerald, McNeal	1-0	1-0
Barro, Fitzgerald, James, Matthews	1-0	2-0
Barro, Fitzgerald, Matthews, McNeal	1-0	2-0
Barro, James, Matthews, McNeal	7-0	7-1
Cubillan, Fitzgerald, Hayward, James	1-0	1-0
Cubillan, Fitzgerald, James, Matthews	2-0	2-0
Cubillan, Fitzgerald, James, McNeal	1-0	1-0
Cubillan, Fitzgerald, Matthews, McNeal	2-0	2-0
Cubillan, Hayward, James, Matthews	1-0	1-0
Cubillan, James, Matthews, McNeal	2-1	2-1
Fitzgerald, Hayward, James, Matthews	1-0	1-0
Fitzgerald, James, Matthews, McNeal	1-1	1-1
Hayward, James, Matthews, McNeal	1-0	1-0

Five Player Combinations	2006-07	Career
Barro, Cubillan, Fitzgerald, Matthews, McNeal	1-0	1-0
Cubillan, Fitzgerald, Hayward, James, Matthews	1-0	1-0

McNeal was Mr. Everything Against Seton Hall

Jerel McNeal scored 22 points, had 10 assists and seven boards against Seton Hall. The points and assists tied career highs. McNeal was one of only five players in Division I to have 22 points, 10 assists and seven rebounds in a game during the season (Marist's Jared Jordan did it three times). He and East Tennessee State's Courtney Pilgrim were the players to do all that in a game and get at least four steals. Last season, just one player, Keydren Clark, had all those numbers or better in a game. Since the 1996-97 season, only 12 players have done so (Clark, St. Peters; Terrance Thomas, Baylor; Blake Stepp, Gonzaga; Garrett Richardson, Tennessee State; Chuck Eldson, South Carolina; Antawn Dobie, Long Island; Luke Walton, Arizona; Craig Claxton, Hofstra; Charles Jones, Long Island; Richard Brown, Nevada).

20 x 2

Sophomores Wesley Matthews and Dominic James combined for 44 of Marquette's 69 points in a win over Savannah State. Each player combined for 22 points, marking the the first time in the season that MU had two players score 20 or more in a game. It was the first time since a 62-47 win against DePaul on Jan 17, 2004 that Marquette has had two players score 20 or more in a game, a span of 29 games. McNeal and Matthews again scored 22 points each in an 89-76 win over Seton Hall marking twice in an eight game span that they each scored 20 or more in a game.

Matthews was part of another duo that scored 20 in a game when he and freshman David Cubillan each scored 20 points in a win over Pittsburgh on March 3.

In a Class by Himself

Sophomore Jerel McNeal is the consummate all-around player. He one of three players in country to average at least 14.0 points per game, 4.0 rebounds per game, 3.5 assists per game and 2.6 steals per game. Tony Lee of Robert Morris and Ibrahim Jabber of Pennsylvania are also in this list.

Since the 1996-97 season, only 48 players have played more than 20 games in a season and finished the year with those numbers (Source Stats, Inc.).

Fitzgerald Jumps into Starting Five

For the first time in 2006-07 and the third time at Marquette, junior forward Dan Fitzgerald found his way into the starting lineup in the December 5 game against Delaware State. Fitzgerald had his best outing of the season, scoring a season high 13 points and grabbing a season best seven boards in the win. Fitzgerald was in the starting lineup for three games before returning to his role as a bench player. In all, Fitzgerald started 11 times during the season. MU was 8-3 when he starts.

20 Point Options

With 25 points against Morgan State, Jerel McNeal set a career best scoring mark. He also became the fourth different MU player to score 20 or more in a game this season, joining Dominic James, Ousmane Barro and Wesley Matthews. David Cubillan and Dan Fitzgerald have also scored 20 or more points in a game this season.

Mr. Consistency

Sophomore Jerel McNeal was one of Marquette's most consistent scoring options. McNeal scored 16, 16, 15 and 17 in a stretch from Delaware State to Morgan State. His double figure scoring streak ended at 10 games, a season long for an MU player, after a six-point outing against Savannah State. He finished the season with a nine-game double figure scoring streak and scored 10 or more points in 24 of the 29 games in which he's played.

James and the 20 Mark

Sophomore Dominic James hit or topped the 20-point mark in back-to-back games putting up 25 against Duke and 22 against Valparaiso in successive contests. He was one point shy of making it three in a row, scoring 19 against Northwestern State. He has a total of seven 20 point games this season (including two of the last three) and 12 in his career.

Barro Collects Six Double Doubles

Junior Ousmane Barro recorded Marquette's first double double of the season, a 10-point, 13-rebound effort against Valparaiso. The 13 rebounds were a career best. He followed that up with a 21-point, 13-rebound night against Northwestern State. The 21 points marked a career high while the 13 boards tied a career mark. Barro has his total up to three double doubles after a 17-point, 13-rebound effort against Connecticut. Barro has his total up to three double doubles after a 17-point, 13-rebound effort against Connecticut. He grabbed his fourth double double with 14 points and 11 boards in the win over Louisville. Against Rutgers, he led the team with 11 points and 11 rebounds to record his fifth double double of the year and scored 14 points and 12 rebounds against Georgetown for his sixth double double.

James Down the Stretch

Sophomore Dominic James was a scoring machine late in games for Marquette. He scored the Golden Eagles' final 18 points, including a three-point field goal with 3.2 seconds to play, in the 65-62 win over Valparaiso. He averaged 3.3 of MU's 11.9 points per game in the final five minutes of games.

Cubillan Heats Up From Three

Freshman David Cubillan used his sharp shooting to record 10 points against Detroit. He followed that up with 10 against Eastern Michigan and bettered that with a collegiate best 11 against Texas Tech. He set a career high with four three pointers

and 20 points against Pittsburgh.

Hayward Gets Collegiate High

Freshman Lazar Hayward made a big splash in the final game of the CBE Classic Milwaukee Region with a career best 14 points against Detroit. He followed that up with 13 against Eastern Michigan. Against Eastern Michigan, he grabbed eight boards and tied that mark with eight against Wisconsin. He later tied the points mark with 14 against Georgetown and broke it two games later against Villanova, scoring 18 points on 5-of-7 shooting.

Matthews Joins 20 Point Club

Sophomore Wesley Matthews poured in 20 points in a CBE Classic semifinal round win over Texas Tech. At the time, he became the second Golden Eagle to score 20 in a game this season, joining Dominic James. He scored 22 points, a career high, in a win over Savannah State to close out non-conference play this year and also scored 22 against Seton Hall. Dominic James, Ousmane Barro and Jerel McNeal also have 20 points in a game this year.

Crean Locks Up 150

Head coach Tom Crean earned his 150th career win with a defeat of Delaware State on December 5 — all of which have come at Marquette. In his eighth season, Crean joined Bill Chandler (193) and Al McGuire (295) as the only coaches at MU with 150 wins at the school. Crean had 150 wins in 227 career games. McGuire got to 150 wins in 204 career games. Chandler hit the mark in 270 games. Crean coached his 250th career game against Pittsburgh in the BIG EAST Tournament.

MU Beats Two Top 10 Teams in One Season

With wins over no. 9/8 Duke in the CBE Classic title game and no. 6/6 Pittsburgh, Marquette improved to 8-9 against top 10 teams in the Tom Crean era. It is the second time in as many years and third time in the Tom Crean era that MU has won games against two top 10 teams in the same season.

Marquette Topples Ranked Teams Consecutively

By defeating no. 24 Connecticut and no. 22 West Virginia in consecutive games, Marquette downed nationally ranked teams in consecutive games for the second time in as many years. Last season, Marquette defeated no. 17 Georgetown and no. 18 Pittsburgh late in the season in consecutive games. It is the third time in the Tom Crean era that Marquette has done that feat. MU defeated three consecutive ranked teams — no. 24 Missouri, no. 4 Pittsburgh and no. 1 Kentucky — in its Final Four run in 2003.

MU Ends Regular Season at 18/19 in Polls

In the final regular ESPN/USA Today coaches' poll, Marquette finished ranked 19th. The Associated Press poll had Marquette ranked no. 18 in its final regular season addition.

Heading into the NCAA tournament, Marquette was ranked no. 20 in the AP and no. 21 in the coaches' poll. Marquette was not ranked in the final coaches poll following the NCAA Tournament. AP does not release a post-tournament poll.

Marquette was ranked as high as no. 8 in the AP poll on November 27 after starting 8-0. The Golden Eagles were ranked as high as no. 9 in the coaches' poll earlier in the year.

James Named to Naismith Award Preseason List

Sophomore guard Dominic James was named one of the 50 players on the Naismith Trophy Men's Preseason Candidates list. The Naismith Trophy is the most prestigious national award presented annually to the men's and women's players of the year.

The Top 50 list was compiled by the Atlanta Tipoff Club's Board of Selectors, comprised of leading basketball journalists, coaches and administrators from around the country. The board based its preseason criteria on player performances from last season and expectations for the 2006-07 season.

James Named Preseason All-BIG EAST

Sophomore Dominic James was a unanimous choice for a preseason all-conference selection. James, one of four unanimous picks to the preseason team, was the BIG EAST Rookie of the Year in 2005-06. He averaged 15.3 points in all games and was even more productive in league play, averaging 16.4 points. James is the league's top returning scorer. The 5-11 guard also averaged 5.4 assists and 4.5 rebounds.

Golden Eagles Picked Fourth in Preseason Poll

Marquette was picked fourth in the BIG EAST men's basketball preseason poll, voted on by the league's head coaches. Last season, the Golden Eagles were the most successful of the five new league teams last year. The Golden Eagles compiled an overall record of 20-11 and were 10-6 in

Rankings	National
Preseason	16/17
Nov. 13	16/17
Nov. 20	13/17
Nov. 27	8/9
Dec. 3	17/20
Dec. 11	20/22
Dec. 18	19/21
Dec. 25	18/22
Jan. 1	15/21
Jan. 8	ARV/ARV
Jan. 15	24/ARV
Jan. 22	15/20
Jan. 29	14/15
Feb. 5	11/12
Feb. 12	12/13
Feb. 19	16/16
Feb. 26	20/21
Mar. 5	18/19
Mar. 12	20/21
April 3	—/ARV

AP/USA Today-ESPN

Mbakwe, Christopherson, Saunders and Hazel Signed to National Letters of Intent

Head coach Tom Crean announced the signings of Scott Christopherson (Melrose, Wis.), Patrick Hazel (Jamaica, N.Y.), Trevor Mbakwe (Eagan, Minn.) and Damian Saunders (Waterbury, Conn.) to national letters of intent. The four student athletes will enroll at the university beginning in the fall of 2007.

"This class centered on building our frontline and adding ball handling and scoring in the backcourt through the addition of Scott," said Crean. "We are pleased with all four signees. We feel they've all been raised the right way and come from excellent programs."

Mbakwe, a 6-7, 225, power forward, plays at St. Bernard's in St. Paul, Minn. As a junior last season at Henry Sibley High School, Mbakwe averaged 24.0 points and 12.0 rebounds and was a first team All-Metro selection. He is regarded as the top class of 2007 prospect in the state of Minnesota and ranked no. 89 overall by Clark Francis of Hoopscoop.com.

Christopherson, a 6-3, 180, guard, plays at Aquinas High School in LaCrosse, Wis. He averaged 20.6 points, 3.2 rebounds and 2.5 assists in leading his team to a 20-3 record last season and twice has been named an Associated Press All-State selection. Christopherson is ranked no. 137 overall by Van Coleman of Hoopmasters.com.

Saunders, a 6-8, 205, forward, plays at Notre Dame Prep in Fitchburg, Mass. Last season as a senior at Crosby High School in Waterbury, Conn., Saunders averaged 22.5 points, 15.8 rebounds and eight blocked shots in helping Crosby to 23 victories and their third straight league title. Hoopscoop.com considers Saunders one of the top 25 fifth year players in the country and Tom Konchalski of the HSBI Report calls him a four-star addition.

Hazel, a 6-7, 215, forward, plays at Blair Academy in Blairstown, N.J. Hazel is the no. 56 fifth year prospect in the class of 2007 according to Francis. Hazel continues a long tradition of division I players from Blair Academy, most notably Charlie Villanueva of the Milwaukee Bucks and the Chicago Bulls' Luol Deng.

Marquette As an AP Ranked Team

Rk.	Last Time	All Time	Crean Era
1.	9 Notre Dame 65, MU 59 (2/26/78)	4-1	-
2.	MU 75, Xavier 53 (2/20/78)	57-6	-
3.	Miami (Ohio) 84, MU 81 (3/11/78) *	31-3	-
4.	MU 97, 11 UNLV 81	16-2	-
5.	MU 67, Wichita State 56 (1/2/78)	18-5	-
6.	MU 67, 11 Clemson 49 (12/27/76)	16-6	-
7.	MU 67, 5 N. Carolina 59 (3/28/77) *	19-4	-
8.	North Dakota St. 64, MU 60 (12/2/06)	18-5	2-1
9.	4 Cincinnati 63, MU 62 (2/20/02)	21-7	1-1
10.	6 DePaul 62, MU 56 (3/15/79) *	13-3	-
11.	22 Georgetown 76, 11 MU 58 (2/10/07)	14-4	1-1
12.	DePaul 67, MU 67 (2/14/07)	17-4	0-2
13.	MU 73, 9 Duke 62 (11/21/06)	27-12	8-6
14.	MU 69, Providence 62 (2/3/07)	9-2	2-1
15.	MU 70, USF 68 (1/24/07)	7-4	2-2
16.	MU 80, Villanova 67 (2/19/07)	17-4	8-1
17.	11 Wisconsin 70, MU 66 (12/9/06)	17-1	3-1
18.	Michigan State 61, MU 49 (3/15/07)	13-3	5-2
19.	MU 77, Morgan St. 57 (12/22/06)	4-3	3-1
20.	MU 75, 12 Pittsburgh 71 (3/3/07)	13-8	2-0
21.	MU 67, Charlotte 64 (1/13/08)	5-2	2-0
22.	MU 101, Wis.-Milwaukee 51 (3/5/94)	8-3	-
23.	Charlotte 76, MU 68 (1/5/02)	2-3	2-1
24.	MU 77, 6 Pittsburgh 74 (1/21/07)	11-3	4-0
25.	MU 75, Louisville 71 (1/9/02)	5-1	1-0
Totals		375-97	45-20

Marquette Against AP Ranked Teams

Rk.	Last Time	All Time	Crean Era
1.	9 MU 83, Kentucky 69 (3/29/03) *	1-6	1-1
2.	MU 94, Connecticut 79 (1/3/06)	2-10	1-1
3.	Cincinnati 67, MU 49 (1/8/00)	0-9	0-1
4.	Villanova 72, MU 67 (2/4/06)	5-9	3-2
5.	Kansas 85, MU 61 (1/28/92)	3-11	0-1
6.	24 MU 77, Pitt 74 (1/21/07)	6-14	1-1
7.	MU 74, Cincinnati 72 (3/2/96)	5-6	-
8.	Cincinnati 85 21 MU 84 (3/9/96)	2-9	-
9.	13 MU 73, Duke 62 (11/21/06)	8-7	2-2
10.	Cincinnati 85, 21 MU 73 (1/14/04)	5-5	0-1
11.	Wisconsin 70, 17 MU 66 (12/9/06)	7-4	1-1
12.	20 MU 75, Pittsburgh 71 (3/3/07)	3-7	1-3
13.	Pittsburgh 89, 18 MU 79 (3/8/07)	3-3	0-1
14.	15 MU 68, Wake Forest 61 (2/9/03)	5-4	1-0
15.	Arizona 48, MU 43 (12/18/04)	3-2	0-1
16.	West Virginia 104, MU 85 (1/14/06)	2-3	0-2
17.	MU 57, Georgetown 51 (2/16/06)	5-3	1-0
18.	MU 60, UAB 58 (1/19/94)	3-2	0-0
19.	MU 80, Wisconsin 65 (12/31/94)	5-3	-
20.	MU 50, Indiana 49 (11/23/01)	4-4	1-0
21.	MU 81, 21 West Virginia 63 (1/13/07)	4-1	2-0
22.	22 Georgetown 76, 11 MU 58 (2/10/07)	2-2	1-2
23.	Georgetown 62, MU 59 (3/9/06)	3-3	0-1
24.	MU 73, Connecticut 69 (1/10/07)	2-2	2-2
25.	MU 81, Louisville 80 (3/6/04)	2-1	2-1
Totals		90-130	18-23

* denotes NCAA Tournament game

the BIG EAST. Marquette received one first place vote and was just one point behind Syracuse for third in the poll. Pittsburgh, Georgetown and Syracuse were listed ahead of Marquette on the coaches' list.

James Named to Rivals.com 2006-07 Preseason All-America First Team

Sophomore Dominic James was named to the Rivals.com Preseason All-America First Team, as voted on by college basketball writers and staff of Rivals.com.

James, the BIG EAST Rookie of the Year in 2005-06 and a unanimous choice for the Preseason All-BIG EAST team, is Marquette's leading returning scorer with 15.3 points per game a year ago. He led the team in assists in 2005-06 at 5.4 assists per game and he is the team's top returning rebounder at 4.5 per game. James was one of seven freshmen a season ago to average at least 11.0 points, 2.5 assists and 4.0 rebounds per game.

The 5-foot-11 point guard is the lone BIG EAST student-athlete represented between the three teams.

James Named Collegehoops.net Preseason All-American

Sophomore Dominic James was named to the Collegehoops.net Preseason All-American First Team. The Collegehoops.net All-American Teams were selected by writers and staff of the web site.

Marquette Backcourt Named Fourth Best

The backcourt of sophomore guards Dominic James, Jerel McNeal and Wesley Matthews was named the fourth best in the country by SI.com writer Luke Winn.

Luke Winn's Top 10 Backcourts were ranked by writers and staff of SI.com based on strength, noting that in many cases, the three position was considered part of the backcourt. The top 10 include Kansas, North Carolina, UCLA, Marquette, Arizona, Memphis, Hofstra, Creighton, Southern Illinois and Virginia.

Home Court Advantage

Marquette won at least 14 games at home for the seventh straight this year. The Golden Eagles are currently 116-22 (84.1 percent) at home since 2001. Marquette has drawn 287,872 for its 19 home games this season (15,151 average), the seventh straight season that the program has averaged more than 10,000 fans per game. The program has drawn 1.8 million spectators during Tom Crean's eight seasons as head coach, making the Bradley Center one of the nation's toughest venues for opposing teams. Since 2002, Marquette has averaged 14,253 fans, the third best among BIG EAST Schools.

Attendance Since 1999

Year	Games	Total	Average
1999-2000	14	159,528	9,971
2000-01	15	170,397	11,360
2001-02	15	191,650	12,777
2002-03	16	248,851	15,553
2003-04	18	275,241	15,291
2004-05	21	251,274	11,965
2005-06	16	223,983	13,999
2006-07	20	306,893	15,345
Total	135	1,840,818	13,636

Post Season Play

Marquette's post season appearance in 2007 was the program's 40th all-time, ninth-most in Division I. It was the school's 25th appearance in the NCAA Tournament. MU's all-time record in NCAA Tourney games stands at 32-26 (55.2). Tom Crean led the Golden Eagles to the post season for the sixth consecutive year, and seventh time in his eight years as head coach. MU participated in a national post season tournament in 12 of the last 14 years.

Point Guard U

Sophomore point guard Dominic James continues a successful line of point guards at Marquette. The previous four points guards — Tony Miller ('92-'95; 8.3 ppg, 7.8 apg), Aaron Hutchins ('95-'98; 11.8 ppg, 4.5 apg), Cordell Henry ('99-'02; 11.2 ppg, 3.4 apg) and Travis Diener ('01-'05; 14.1 ppg, 5.1 apg) — combined to average 11.4 points and 5.2 rebounds over their careers. For his career, James averages 15.1 points, 3.8 rebounds per game and 5.1 assists per game.

Non-Conference Dominance

Marquette is 67-18 (78.8 percent) in regular and post season games against non-conference opponents since 2001-02.

Z

Head Coach Tom Crean

Finishing his eighth season as the head men's basketball coach at Marquette University, Tom Crean has positioned the program among the elite in college basketball.

In his eight seasons, Marquette has averaged 20 wins a year, won a conference championship and made seven postseason appearances, including the 2003 Final Four, the program's third appearance all-time and first since 1977.

Since 2001, Crean has directed the Golden Eagles to 125 victories, fifth most among BIG EAST schools, and six consecutive postseason appearances. He is a two-time recipient of the Ray Meyer Conference USA, NABC District XI and USBWA District V Coach of the Year awards, and in 2003 won the Coach Clair Bee Award as well as being named a finalist for the Naismith National Coach of the Year Award.

Crean's 64.7 winning percentage and 165 victories place him third in both categories all-time at MU.

National Recognition

Crean's revival of Marquette's storied basketball program has not gone unnoticed by the national pollsters as the Golden Eagles have spent 61 weeks in the rankings since November 2001. Prior to first appearing during Crean's tenure in the AP Top 25 on November 27, 2001, Marquette had been ranked for just 24 weeks the previous 15 seasons.

Marquette's consecutive year-end rankings in 2002 and 2003 were the first time for the program in a quarter century, and on March 4, 2003, the school earned its highest ranking since 1978 by reaching No. 8 in AP poll.

Player Development

Personally driven by an intense commitment to improve, Crean has structured a program at Marquette that focuses heavily on individual instruction and has allowed his players to stay ahead of the competition.

Through eight seasons, Golden Eagles players have earned 19 All-Conference selections and the program's first conference player of the year award, when Dwyane Wade won Conference USA's top honor in 2003. Wade also went on to become the first Marquette player since 1978 to be named an Associated Press First Team All-American and finalist for the John R. Wooden Award.

In 2005, Travis Diener joined Wade as players under Crean's mentoring who earned All-American and All-Conference honors, as well as going on to be selected in the NBA Draft. Marquette basketball has been represented on national player of the year balloting in each of the last four seasons.

In 2006, Steve Novak earned first team All-BIG EAST hon-

ors and Dominic James earned that award in 2007. James was also an AP honorable mention All-America selection. Jerel McNeal was named BIG EAST Defensive Player of the Year in 2007 as well.

Fan Support Exposure

Crean's passion and commitment on the court has paid dividends off of it. The program has set total attendance records in each of the last three seasons, and since his arrival in 1999 has drawn over 1.8 million fans.

Students on the Milwaukee campus have flocked to the Bradley Center in record numbers, making it one of college basketball's best environments. Overall, attendance has increased 70-percent and the top seven crowds of all-time have occurred during Crean's tenure.

Marquette's elevated status nationally has made it a favorite of television. Crean's squad has had 66 games televised nationally on network or cable over the last three seasons.

Crean was named the 15th head coach in Marquette basketball history on March 30, 1999. Before arriving in Milwaukee, Crean served on the Michigan State basketball staff for four seasons, holding the position of associate head coach for the last two. During that time, the Spartans compiled an 88-41 record and made four consecutive postseason appearances, including a trip to the 1999 Final Four. Michigan State's recruiting coordinator; Crean was instrumental in bringing two-time Big Ten Player of the Year Mateen Cleaves and 2000 John R. Wooden Award finalist Morris Peterson to East Lansing.

Prior to his tenure at Michigan State, Crean spent the 1994-95 season as an assistant coach at Pittsburgh and served as the associate head coach at Western Kentucky from 1990 to 1994. Crean got his start in coaching on the Division I level in 1989-90, serving on Jud Heathcote's staff at Michigan State.

A native of Mount Pleasant, Michigan, Crean earned his bachelor's degree in parks and recreation with a minor in psychology from Central Michigan in 1989. While pursuing his degree, Crean coach basketball at Alma College and Mount Pleasant High School.

Tom and his wife, Joani, are the parents of Megan, 9, Riley, 5, and recent addition, daughter Ainsley.



Tom Crean's Career Record

Career: 165-86 (65.7)

Marquette: 165-86 (65.7)

Tom Crean's record vs. all opponents 2006-07 Opponents in Bold

Air Force	1-0	Michigan State	0-1
Appalachian State	2-0	Minnesota	0-2
Ark.-Little Rock	1-0	Missouri	1-0
Ark.-Pine Bluff	1-0	Morgan State	1-0
Arizona	0-2	Morris Brown	1-0
Alabama	0-1	Nebraska	1-1
Baylor	0-1	North Carolina	0-1
Boise State	1-0	North Dakota State	0-1
Cal State-Northridge	1-0	Notre Dame	3-2
Canisius	1-0	Northern Michigan	1-0
Centenary	1-0	Northwestern State	1-0
Charlotte	4-6	Oakland	3-0
Chicago State	2-0	Oral Roberts	1-0
Cincinnati	5-7	Pittsburgh	4-2
Connecticut	2-0	Providence	2-1
Coppin State	3-0	Rice	1-0
Dayton	1-3	Rutgers	1-1
Detroit	1-0	Sacred Heart	1-0
DePaul	11-4	St. John's	2-1
Delaware State	3-0	Saint Louis	9-3
Duke	1-0	Sam Houston State	2-0
East Carolina	4-2	San Francisco	1-0
Eastern Illinois	1-0	Savannah State	2-0
Eastern Michigan	1-0	Seton Hall	2-0
Eastern Washington	1-0	South Alabama	0-1
Elon	1-0	South Carolina	1-0
Florida A&M	1-0	South Dakota State	2-0
Fordham	1-0	Southern Miss	3-2
Georgetown	1-2	Syracuse	0-1
Gonzaga	1-0	Tennessee	1-0
Grambling	2-0	TCU	2-4
Hampton	1-0	Texas-San Antonio	1-0
Hillsdale Coll.	1-0	Texas Southern	1-0
Holy Cross	1-0	Texas Tech	1-0
Houston	4-2	Toledo	1-0
Idaho State	1-0	Tulane	6-1
Illinois State	1-0	Tulsa	0-1
Indiana	1-0	UAB	3-4
Iowa State	0-1	USF	6-0
IPFW	1-0	Valparaiso	2-0
Kansas	0-1	Villanova	2-1
Kent State	1-0	West Virginia	1-1
Kentucky	1-0	Western Carolina	2-0
Lewis	1-0	Western Michigan	1-1
Louisville	8-8	Winthrop	0-1
Loyola (Ill.)	1-0	Wisconsin	2-6
Md.-Baltimore County	1-0	Wofford	1-0
Massachusetts	1-0	Xavier	1-2
Memphis	1-4		

Tom Crean's Year by Year Coaching Résumé

School	Year	Record	Conf.	Notes
As a Head Coach				
Marquette	2006-07	24-10	10-6	NCAA First Round; CBE Classic Title
Marquette	2005-06	20-11	10-6	NCAA First Round; Great Alaska Shootout Title
Marquette	2004-05	19-12	7-9	NIT First Round
Marquette	2003-04	19-12	8-8	NIT Quarterfinals
Marquette	2004-05	27-6	14-2	C-USA Regular Season Champion, NCAA Tournament, Final Four
Marquette	2001-02	26-7	13-3	2nd place, C-USA American Division, NCAA Tournament
Marquette	2000-01	15-14	9-7	3rd place, C-USA American Division
Marquette	1999-2000	15-14	8-8	4th place, C-USA American Division, NIT
As an Assistant				
Michigan State	1998-99	33-5	-	Big Ten Regular Season and Conference Champion, NCAA Tournament, Final Four
Michigan State	1997-98	22-8	-	Big Ten Regular Season Champion, Sweet 16
Michigan State	1997-98	17-12	-	NIT
Michigan State	1995-96	16-16	-	NIT
Pittsburgh	1994-95	10-18	-	—
Western Kentucky	1993-94	20-11	-	NCAA Tournament
Western Kentucky	1994-95	26-6	-	Sun Belt Tournament Champion, Sweet 16
Western Kentucky	1991-92	21-1	-	NIT
Western Kentucky	1990-91	14-14	-	—
Michigan State	1989-90	28-6	-	Big Ten Champion, NCAA Tournament, Sweet 16



Tom Crean Year by Year at Marquette

2006-07

Marquette built on its strong run in its first year in the BIG EAST by setting the tone early in the year. The Golden Eagles won the CBE Classic title defeating Texas Tech and Duke along the way. That started a march to a 24-win season, the third highest win total in the Tom Crean era.

MU finished BIG EAST play with a 10-6 record, joining only Georgetown and Pittsburgh as BIG EAST teams to win 10 games in the first two seasons of the expanded league. In the end, MU was selected to its second-consecutive NCAA Tournament and the fourth in the Crean era.

Sophomore Dominic James was a first-team All BIG EAST selection and was named AP All-America Honorable Mention. Sophomore Jerel McNeal was named second-team All BIG EAST and was the league's defensive player of the year.

2005-06

The first BIG EAST season was good for Crean and Marquette basketball as the Golden Eagles finished fourth in the league and returned to the NCAA Tournament, winning 21 games.

Marquette's success in the BIG EAST was characterized by a 94-79 win over no. 2 Connecticut at the Bradley Center in Marquette's first BIG EAST game. Marquette carried that success through the season and to the NCAA Tournament. Setting the stage for the BIG EAST run, Marquette won its second Great Alaska Shootout title in as many tries.

Three players earned recognition from the BIG EAST following the season. Senior Steve Novak was a unanimous First Team All-BIG EAST selection. Freshman Dominic James was named the league's Rookie of the Year and freshman Jerel McNeal was named an All-Rookie selection by the league.

2004-05

Despite losing all-American point guard Travis Diener for eight games, including the season's final five, Crean guided Marquette to 19 victories and its fourth consecutive post season appearance.

The Golden Eagles season started with promise. The team won 13 of its first 14 games, the best start for the program in 26 years, and defeated Elite Eight participant and rival Wisconsin by nine at the Bradley Center.

Marquette's appearance in the post season was the fifth during Crean's six seasons, and the school's 38th overall. Early success was highlighted by a season opening championship in the BCA Classic and the team's sixth consecutive Pepsi Blue & Gold Championship.

2003-04

Despite losing Dwyane Wade and Robert Jackson, who accounted for 47.0 percent of Marquette's scoring and 38.0 percent of its rebounding in 2002-03, Crean guided the Golden Eagles to a 19-12 overall record and the quarterfinals of the National Invitation Tournament in 2003-04. The Golden Eagles post-season appearance was their 37th all-time.

The 2003-04 season saw Crean lead Marquette to its 26th-consecutive non-conference home win, a fifth-straight Pepsi Blue & Gold Classic Championship, the program's 1,300th victory all-time (a 65-52 victory at Houston on January 7) and, as a result of a 77-70 victory over Louisville on January 31, only its second victory ever on the road over a Top 5-ranked opponent. After opening the season ranked 23rd in the Associated Press and ESPN/USA Today polls, the Golden Eagles spent nine and ten weeks, respectively, ranked in both polls.

2002-03

Purely magical is the best way to describe the 2002-03 campaign, as Crean led Marquette to a place it had not been in over 25 years – the Final Four. Marquette's third appearance all-time in college basketball's ultimate destination came as a result of 27 wins (second-most in school history), including a program-best 14 victories in conference, and its first Conference USA Regular Season Championship.

The Golden Eagles finished the regular season ranked No. 9 by the Associated Press, its highest year-end AP ranking since 1978, and No. 6 in the ESPN/USA Today Top 25 poll. MU was one of only 10 teams to be ranked in all 19 of the AP's Top 25 polls and its .818 winning percentage was the program's best since 1977-78.

2001-02

In 2001-02, Crean coached Marquette to a 26-7 record and its 22nd NCAA Tournament appearance but first since 1997. The 26 victories were the third-most all-time and represented the program's first 20-win season since 1997.

The Golden Eagles started the season by winning 10-consecutive games and claiming the 2001 Great Alaska Shootout championship. As a result of its best start in four years, Marquette appeared in the AP Top 25 at No. 23 on November 27, 2001, its first AP ranking since January 19, 1998.

In conference play, Crean's squad won a program-record 12-straight on the way to a school-record 13 conference wins and a number two seed in the C-USA Tournament, the program's highest to-date. A 19-point victory over DePaul on March 1, wrapped up the Golden Eagles first undefeated home season – 16-0 – since 1995-96.

On February 19, MU achieved the school's highest national ranking since February 1979, when it reached No. 9 in the AP Top 25. The Golden Eagles spent a total of 12 weeks ranked nationally and concluded the year ranked No. 12 by the AP and No. 18 by ESPN/USA Today.

2000-01

Most preseason polls and publications had Marquette picked no higher than fifth in Conference USA's American Division for the 2000-01 season. As was the case for the previous season, Tom Crean and his club exceeded expectations and recorded their second consecutive 15-14 season.

In contention until the regular season's final day for a top seed at the conference tournament, MU defeated DePaul, Saint Louis and Cincinnati twice, on its way to a 9-7 finish in C-USA, its best since 1997. Marquette's two victories over Cincinnati represented the first time a league member had registered a regular-season sweep of the Bearcats.

1999-2000

In his first season as head coach, Tom Crean took a team projected by many in the preseason as sixth in Conference USA's American Division to its first postseason appearance in two years.

Facing a schedule that featured 13 games with teams who participated in the 1998 NCAA Tournament, the 33-year old first-time head coach led his squad to 15 victories overall - including two over Top 25 teams DePaul (No. 21) and Louisville (No. 25) – and an 8-8 conference mark.

Tom Crean vs. Ranked Opponents

Marquette is 18-23 (43.0) against ranked opponents, including 8-9 (47.0) against the Top 10, under Tom Crean. All-time, Marquette is 90-130 (40.9) against ranked opponents, including a 32-81 (28.3) record against the Top 10. Marquette is 5-2 against the top-25 and 2-0 against the top 10 in 2006-07. *Rankings listed from the AP poll.*

Crean Game-by-Game vs. Ranked Opponents (Games vs. Top 10 In Bold)

1999-2000

Jan. 8, 2000 — at #3 Cincinnati 67, Marquette 48
Jan. 12, 2000 — Marquette 69, at #21 DePaul 48
Jan. 15, 2000 — Marquette 66, #25 Louisville 64 (OT)
Jan. 23, 2000 — #1 Cincinnati 72, Marquette 60

2000-01

Dec. 23, 2000 — #16 Wisconsin 52, Marquette 47
Jan. 13, 2001 — at #9 North Carolina 84, Marquette 54

2001-02

Nov. 23, 2001 — Marquette 50, #20 Indiana 49 (Great Alaska Shootout)
Dec. 29, 2001 — at #25 Wake Forest 64, #19 Marquette 59
Feb. 2, 2002 — Marquette 74, #4 Cincinnati 60
Feb. 22, 2002 — at #4 Cincinnati 63, #9 Marquette 62
March 9, 2002 — #5 Cincinnati 77, #13 Marquette 63 (C-USA Tournament)

2002-03

Feb. 9, 2003 — #15 Marquette 68, #14 Wake Forest 61
Feb. 15, 2003 — #2 Louisville 73, #11 Marquette 70
Feb. 27, 2003 — #10 Marquette 78, at #11 Louisville 73
March 22, 2003 — #9 Marquette 101, #24 Missouri 92 (OT, NCAA Tournament)
March 27, 2003 — #9 Marquette 77, #4 Pittsburgh 74 (NCAA Tournament)
March 29, 2003 — #9 Marquette 83, #1 Kentucky 69 (NCAA Tournament)
April 5, 2003 — #6 Kansas 94, #9 Marquette 61 (NCAA Final Four)

2003-04

Dec. 1, 2003 — #24 Marquette 71, #23 Notre Dame 58
Dec. 13, 2003 — at #9 Arizona 85, #22 Marquette 75
Dec. 20, 2003 — at #22 Wisconsin 62, #23 Marquette 58
Jan. 14, 2004 — #10 Cincinnati 85, at #21 Marquette 73
Jan. 31, 2004 — Marquette 77, at #4 Louisville 70
March 6, 2004 — at Marquette 81, #25 Louisville 80

2004-05

Dec. 11, 2004 — at Marquette 63, #24 Wisconsin 54
Dec. 18, 2004 — #15 Arizona 48, at Marquette 43
Jan. 26, 2005 — at #12 Louisville 99, Marquette 52
Feb. 17, 2005 — #12 Louisville 64, at Marquette 61
Feb. 24, 2005 — at #24 Cincinnati 80, Marquette 68

2005-06

Jan. 3, 2006 — at Marquette 94, #2 Connecticut 79
Jan. 14, 2006 — at #16 West Virginia 104, Marquette 85
Jan. 28, 2006 — at #12 Pittsburgh 77, Marquette 71
Feb. 6, 2006 — at #4 Villanova 72, Marquette 67
Feb. 16, 2006 — at Marquette 57, #17 Georgetown 51
Feb. 18, 2006 — at Marquette 84, #9 Pittsburgh 82
March 9, 2006 — #23 Georgetown 62, Marquette 57 (BIG EAST Tournament)

2006-07

Nov. 21, 2006 — #13 Marquette 73, #9 Duke 62
Dec. 9, 2006 — #11 Wisconsin 70, #20 Marquette 66
Jan. 10, 2007 — Marquette 73, #24 Connecticut 69
Jan. 13, 2007 — Marquette 81, #21 West Virginia 63
Jan. 21, 2007 — #24 Marquette 77, #6 Pittsburgh 74 OT
Feb. 10, 2007 — #22 Georgetown 76, #11 Marquette 58
March 3, 2007 — #20 Marquette 75, #12 Pittsburgh 71
March 8, 2007 — #13 Pittsburgh 89, #18 Marquette 79

2006-07 Overall Statistics

Record	Overall	Home	Away	Neutral
All Games	24-10	16-4	6-4	2-2
BIG EAST	10-6	6-2	4-4	—

Player	GP	GS	Min.	Avg.	Field Goals			3-Point FG			Free Throws			Rebounds				PF	DQ	A	TO	B	S	Pts.	Avg.
					FG	FGA	Pct.	3P	3PA	Pct.	FT	FTA	Pct.	Off.	Def.	Tot.	Avg.								
1 Dominic James	34	34	1130	33.2	171	445	38.4	50	184	27.2	114	175	65.1	20	84	104	3.1	72	0	167	89	5	64	506	14.9
22 Jerel McNeal	29	29	876	30.2	154	369	41.7	30	96	31.3	88	129	68.2	50	88	138	4.8	102	6	109	118	16	76	426	14.7
23 Wesley Matthews	34	34	1062	31.2	133	304	43.8	23	80	28.8	141	183	77.0	64	115	179	5.3	84	4	75	84	5	49	430	12.6
41 Ousmane Barro	34	34	919	27.0	118	197	59.9	0	0	—	40	65	61.5	103	131	234	6.9	87	1	12	52	35	24	276	8.1
5 Dan Fitzgerald	34	11	738	21.7	84	174	48.3	52	123	42.3	32	42	76.2	46	86	132	3.9	98	6	24	35	4	15	252	7.4
32 Lazar Hayward	34	16	553	16.3	83	194	42.8	10	48	20.8	48	72	66.7	61	63	124	3.6	73	1	10	35	3	20	224	6.6
10 David Cubillan	34	1	721	21.2	55	145	37.9	48	113	42.5	29	38	76.3	11	53	64	1.9	48	0	55	25	3	22	187	5.5
51 Jamil Lott	30	11	311	10.4	23	47	48.9	0	0	—	16	30	53.3	19	35	54	1.8	44	0	7	16	18	14	62	2.1
21 Lawrence Blackledge	19	0	122	6.4	14	31	45.2	0	2	0.0	5	11	45.5	14	13	27	1.4	9	0	9	9	7	5	33	1.7
40 Mike Kinsella	18	0	94	5.2	5	11	45.5	4	5	80.0	1	6	16.7	6	18	24	1.3	19	0	3	7	5	0	15	0.8
12 Dwight Burke	34	0	303	8.9	10	31	32.3	0	0	—	8	30	26.7	28	34	62	1.8	51	0	3	16	14	5	28	0.8
45 Craig Kuphall	7	0	16	2.3	1	1	100.0	0	0	—	2	2	100.0	0	2	2	0.3	2	0	1	1	0	0	4	0.6
42 Tommy Brice	7	0	6	0.9	0	2	0.0	0	0	—	0	0	—	0	0	0	0.0	2	0	0	1	0	1	0	0.0
Team														66	41	107	3.1	0			8				
Total	34				851	1951	43.6	217	651	33.3	524	783	66.9	488	763	1251	36.8	691	18	475	496	115	295	2443	71.9
Opponents	34				760	1811	42.0	193	560	34.5	494	717	68.9	408	730	1138	33.5	698	-	437	580	141	242	2207	64.9

TEAM STATISTICS	MARQ	OPP	Date	Opponent	W	L	Score	High Scorer	High Rebounder	Att.	
SCORING	2443	2207	Nov. 10	Hillsdale Coll.	W		76-66	McNeal 19	Barro, McNeal, Matthews 7	12,464	
Points per game	71.9	64.9	Nov. 13	Idaho State	W	OT	59-56	James 17	Barro 10	12,334	
Scoring margin	+6.9	-	Nov. 14	Detroit	W		87-45	James 20	Matthews 8	12,339	
FIELD GOALS-ATT	851-1,951	760-1,811	Nov. 18	Eastern Michigan	W		95-62	James 17	Hayward, McNeal 8	12,978	
Field goal pct	43.6	42.0	Nov. 20	vs Texas Tech	W		87-72	Matthews 20	Barro, McNeal 7	7,063	
3 POINT FG-ATT	217-651	193-560	Nov. 21	vs 9/8 Duke	W		73-62	James 25	McNeal 6	8,381	
3-point FG pct	33.3	34.5	Nov. 27	at Valparaiso	W		65-62	James 22	Barro 13	5,036	
3-pt FG made per game	6.4	5.7	Dec. 1	Northwestern State	W		83-67	Barro 21	Barro 13	13,019	
FREE THROWS-ATT	524-783	494-717	Dec. 2	North Dakota State	L		60-64	McNeal 16	Matthews 9	15,348	
Free throw pct	66.9	68.9	Dec. 5	Delaware State	W		65-48	McNeal 16	Fitzgerald 7	13,056	
REBOUNDS	1,251	1,138	Dec. 9	11/12 Wisconsin	L		66-70	James 19	Hayward 8	19,020	
Rebounds per game	36.8	33.5	Dec. 16	Md.-Baltimore County	W		68-46	James 17	Hayward 7	12,876	
Rebounding margin	+3.3	-	Dec. 19	Oakland	W		80-62	James 20	Barro 7	12,605	
ASSISTS	475	437	Dec. 22	Morgan State	W		77-57	McNeal 25	Hayward, Matthews 6	13,207	
Assists per game	14.0	12.9	Dec. 30	Savannah State	W		69-51	James, Matthews 22	Matthews 9	14,217	
TURNOVERS	496	580	Jan. 4	at Providence	L		59-74	Matthews 14	Three players 5	8,954	
Turnovers per game	14.6	17.1	Jan. 7	Syracuse	L		58-70	McNeal 16	Barro 9	18,458	
Turnover margin	+2.5	-	Jan. 10	at 24/22 Connecticut	W		73-69	McNeal 19	Barro 13	10,167	
Assist/turnover ratio	1.0	0.8	Jan. 13	21/21 West Virginia	W		81-63	James 21	McNeal 9	17,468	
STEALS	295	242	Jan. 15	at Louisville	W		74-65	James 18	Barro 11	19,434	
Steals per game	8.7	7.1	Jan. 21	at 6/6 Pittsburgh	W	OT	77-74	James 23	Barro 7	12,508	
BLOCKS	115	141	Jan. 13	Seton Hall	W		89-76	Matthews, McNeal 22	McNeal 7	15,506	
Blocks per game	3.4	4.1	Jan. 28	at USF	W		70-68	James 16	Matthews 6	4,313	
WINNING STREAK	0	-	Feb. 3	Providence	W		69-62	McNeal 18	McNeal 12	18,920	
Home win streak	2	-	Feb. 7	Rutgers	W		67-47	Barro 11	Barro 11	17,194	
ATTENDANCE	306,893	172,980	Feb. 10	at 22/23 Georgetown	L		58-76	Barro, Hayward 14	Barro 12	17,867	
Home games-Avg/Game	20-15,345	10-12,379	Feb. 14	at DePaul	L		67-72	James 17	Barro, Matthews 9	14,503	
Neutral site-Avg/Game	-	4-12,296	Feb. 17	Louisville	L		59-62	McNeal 18	James, Matthews 5	18,904	
SCORE BY PERIODS:	1st	2nd	OT	Total	Feb. 19	Villanova	W	80-67	Hayward, James 18	Matthews, McNeal 7	17,959
Marquette	1,151	1273	19	2,443	Feb. 24	at -/23 Notre Dame	L	73-85	Matthews 17	Barro, James 9	11,418
Opponents	1,018	1176	13	2,207	March 3	12/12 Pittsburgh	W	75-71	Cubillan, Matthews 20	Barro 8	19,021
					March 7	at St. John's	W	76-67	Fitzgerald 20	Hayward 7	19,594
					March 8	vs 13/11 Pittsburgh	L	79-89	Fitzgerald 20	Barro 10	19,594
					March 17	vs Michigan State	L	49-61	James 18	Matthews 6	14,148

Margin Of Victory

	1	2	3	4	5	6	7	8	9	10	11	12	13	14	15	16	17	18	19	20	21	22	23	24	25+
Marquette	-	1	3	2	-	-	1	-	2	1	1	-	2	-	1	-	1	3	-	3	-	1	-	-	2
Opponents	-	1	-	2	1	-	-	-	-	1	-	3	-	-	1	-	-	1	-	-	-	-	-	-	-

Attendance Summary

Site	Total	(GP)	Avg.	High
Home	306,893	20	15,345	19,020 vs Wisconsin (Dec. 9)
Away	123,798	10	12,379	19,594 at St. John's (March 7)
Neutral	49,186	4	12,297	19,594 vs Pittsburgh (March 8)
Totals	479,877	34	14,114	

Record vs. Other Conferences

ACC	1-0	Independent	1-1
America East	1-0	Mid-American	1-0
Big 12	1-0	Mid Continent	2-0
Big Sky	1-0	Mid-Eastern Athletic	1-0
Big Ten	0-2	Southland	1-0
Horizon League	1-0		

Statistics in Home Games (16-4)

Player	GP	GS	Min.	Avg.	Field Goals			3-Point FG			Free Throws			Rebounds				PF	DQ	A	TO	B	S	Pts.	Avg.
					FG	FGA	Pct.	3P	3PA	Pct.	FT	FTA	Pct.	Off.	Def.	Tot.	Avg.								
22 Jerel McNeal	19	19	577	30.4	105	243	43.2	21	61	34.4	51	76	67.1	31	64	95	5.0	65	4	82	77	14	55	282	14.8
1 Dominic James	20	20	645	32.2	98	237	41.4	24	88	27.3	57	96	59.4	11	49	60	3.0	42	0	100	55	5	45	277	13.9
23 Wesley Matthews	20	20	627	31.4	80	182	44.0	10	46	21.7	79	107	73.8	38	69	107	5.4	46	3	50	48	4	32	249	12.5
41 Ousmane Barro	20	20	526	26.3	68	115	59.1	0	0	—	20	36	55.6	53	70	123	6.2	43	0	6	29	28	17	156	7.8
32 Lazar Hayward	20	7	321	16.1	53	112	47.3	8	27	29.6	27	44	61.4	37	39	76	3.8	38	1	7	17	3	14	141	7.1
5 Dan Fitzgerald	20	7	403	20.2	42	88	47.7	26	59	44.1	16	21	76.2	27	48	75	3.8	48	2	15	26	3	10	126	6.3
10 David Cubillan	20	0	386	19.3	36	79	45.6	31	62	50.0	20	25	80.0	8	27	35	1.8	27	0	36	13	3	13	123	6.2
51 Jamil Lott	19	7	216	11.4	20	40	50.0	0	0	—	15	27	55.6	14	27	41	2.2	30	0	4	11	11	9	55	2.9
21 Lawrence Blackledge	14	0	109	7.8	13	28	46.4	0	2	0.0	5	11	45.5	13	13	26	1.9	8	0	9	8	7	5	31	2.2
40 Mike Kinsella	9	0	30	3.3	2	4	50.0	2	3	66.7	0	2	0.0	2	7	9	1.0	3	0	0	3	1	0	6	0.7
12 Dwight Burke	20	0	163	8.2	4	15	26.7	0	0	—	5	18	27.8	12	19	31	1.6	24	0	0	8	10	1	13	0.7
45 Craig Kuphall	7	0	16	2.3	1	1	100.0	0	0	—	2	2	100.0	0	2	2	0.3	2	0	1	1	0	0	4	0.6
42 Tommy Brice	7	0	6	0.9	0	2	0.0	0	0	—	0	0	—	0	0	0	0.0	2	0	0	1	0	1	0	0.0
Team														39	23	62	3.1	0			4				
Total	20				522	1146	45.5	122	348	35.1	297	465	63.9	285	457	742	37.1	378	10	310	301	89	202	1463	73.2
Opponents	20				430	1066	40.3	112	341	32.8	239	356	67.1	237	407	644	32.2	419	-	243	374	78	146	1211	60.5

Statistics in Road Games (6-4)

Player	GP	GS	Min.	Avg.	Field Goals			3-Point FG			Free Throws			Rebounds				PF	DQ	A	TO	B	S	Pts.	Avg.
					FG	FGA	Pct.	3P	3PA	Pct.	FT	FTA	Pct.	Off.	Def.	Tot.	Avg.								
1 Dominic James	10	10	348	34.8	46	150	30.7	17	68	25.0	45	63	71.4	6	29	35	3.5	24	0	52	24	0	15	154	15.4
22 Jerel McNeal	8	8	240	30.0	35	95	36.8	7	26	26.9	31	44	70.5	14	16	30	3.8	31	2	18	33	2	12	108	13.5
23 Wesley Matthews	10	10	306	30.6	36	82	43.9	9	24	37.5	43	52	82.7	17	34	51	5.1	28	1	15	20	0	11	124	12.4
41 Ousmane Barro	10	10	295	29.5	39	66	59.1	0	0	—	18	25	72.0	39	48	87	8.7	31	1	6	16	5	6	96	9.6
5 Dan Fitzgerald	10	2	241	24.1	29	59	49.2	18	45	40.0	11	13	84.6	13	28	41	4.1	37	3	7	7	1	2	87	8.7
32 Lazar Hayward	10	7	161	16.1	22	59	37.3	2	13	15.4	17	23	73.9	20	14	34	3.4	24	0	2	11	0	5	63	6.3
10 David Cubillan	10	1	231	23.1	9	42	21.4	9	31	29.0	7	10	70.0	2	16	18	1.8	12	0	12	9	0	7	34	3.4
40 Mike Kinsella	7	0	41	5.9	3	5	60.0	2	2	100.0	1	3	33.3	2	9	11	1.6	13	0	3	3	2	0	9	1.3
12 Dwight Burke	10	0	105	10.5	4	13	30.8	0	0	—	3	10	30.0	14	12	26	2.6	20	0	1	7	3	4	11	1.1
51 Jamil Lott	7	2	50	7.1	3	6	50.0	0	0	—	0	0	—	2	5	7	1.0	8	0	2	4	3	1	6	0.9
21 Lawrence Blackledge	3	0	8	2.7	0	2	0.0	0	0	—	0	0	—	0	0	0	0.0	1	0	0	1	0	0	0	0.0
Team														23	13	36	3.6	0			3				
Total	10				226	579	39.0	64	209	30.6	176	243	72.4	152	224	376	37.6	229	7	118	138	16	63	692	69.2
Opponents	10				236	542	43.5	58	169	34.3	182	261	69.7	129	236	365	36.5	204	-	141	147	54	66	712	71.2

Statistics in Neutral Site Games (2-2)

Player	GP	GS	Min.	Avg.	Field Goals			3-Point FG			Free Throws			Rebounds				PF	DQ	A	TO	B	S	Pts.	Avg.
					FG	FGA	Pct.	3P	3PA	Pct.	FT	FTA	Pct.	Off.	Def.	Tot.	Avg.								
1 Dominic James	4	4	137	34.2	27	58	46.6	9	28	32.1	12	16	75.0	3	6	9	2.3	6	0	15	10	0	4	75	18.8
22 Jerel McNeal	2	2	59	29.5	14	31	45.2	2	9	22.2	6	9	66.7	5	8	13	6.5	6	0	9	8	0	9	36	18.0
23 Wesley Matthews	4	4	129	32.2	17	40	42.5	4	10	40.0	19	24	79.2	9	12	21	5.3	10	0	10	16	1	6	57	14.3
5 Dan Fitzgerald	4	2	94	23.5	13	27	48.1	8	19	42.1	5	8	62.5	6	10	16	4.0	13	1	2	2	0	3	39	9.8
10 David Cubillan	4	0	104	26.0	10	24	41.7	8	20	40.0	2	3	66.7	1	10	11	2.8	9	0	7	3	0	2	30	7.5
41 Ousmane Barro	4	4	98	24.5	11	16	68.8	0	0	—	2	4	50.0	11	13	24	6.0	13	0	0	7	2	1	24	6.0
32 Lazar Hayward	4	2	71	17.8	8	23	34.8	0	8	0.0	4	5	80.0	4	10	14	3.5	11	0	1	7	0	1	20	5.0
21 Lawrence Blackledge	2	0	5	2.5	1	1	100.0	0	0	—	0	0	—	1	0	1	0.5	0	0	0	0	0	0	2	1.0
12 Dwight Burke	4	0	35	8.8	2	3	66.7	0	0	—	0	2	0.0	2	3	5	1.3	7	0	2	1	1	0	4	1.0
51 Jamil Lott	4	2	45	11.3	0	1	0.0	0	0	—	1	3	33.3	3	3	6	1.5	6	0	1	1	4	4	1	0.3
40 Mike Kinsella	2	0	23	11.5	0	2	0.0	0	0	—	0	1	0.0	2	2	4	2.0	3	0	0	1	2	0	0	0.0
Team														4	5	9	2.3	0			1				
Total	4				103	226	45.6	31	94	33.0	51	75	68.0	51	82	133	33.2	84	1	47	57	10	30	288	72.0
Opponent	4				94	203	46.3	23	50	46.0	73	100	73.0	42	87	129	32.2	75	-	53	59	9	30	284	71.0

Statistics in the Last Five Games (2-3)

Player	GP	GS	Min.	Avg.	Field Goals			3-Point FG			Free Throws			Rebounds				PF	DQ	A	TO	B	S	Pts.	Avg.
					FG	FGA	Pct.	3P	3PA	Pct.	FT	FTA	Pct.	Off.	Def.	Tot.	Avg.								
23 Wesley Matthews	5	5	158	31.6	24	52	46.2	6	15	40.0	27	32	84.4	11	14	25	5.0	17	1	13	14	1	5	81	16.2
22 Jerel McNeal	1	1	28	28.0	3	10	30.0	2	3	66.7	8	11	72.7	3	0	3	3.0	4	0	0	4	0	1	16	16.0
1 Dominic James	5	5	171	34.2	22	72	30.6	8	36	22.2	13	17	76.5	4	17	21	4.2	10	0	33	12	1	7	65	13.0
5 Dan Fitzgerald	5	4	146	29.2	15	39	38.5	11	33	33.3	12	14	85.7	5	20	25	5.0	19	2	2	6	0	1	53	10.6
10 David Cubillan	5	0	129	25.8	12	31	38.7	11	25	44.0	14	16	87.5	1	12	13	2.6	11	0	11	1	0	3	49	9.8
32 Lazar Hayward	5	5	117	23.4	15	43	34.9	1	12	8.3	7	10	70.0	9	11	20	4.0	16	0	4	7	0	1	38	7.6
41 Ousmane Barro	5	5	118	23.6	15	22	68.2	0	0	—	1	2	50.0	19	15	34	6.8	18	0	1	7	3	1	31	6.2
40 Mike Kinsella	5	0	48	9.6	4	8	50.0	4	5	80.0	1	3	33.3	4	7	11	2.2	7	0	3	1	2	0	13	2.6
51 Jamil Lott	5	0	39	7.8	1	1	100.0	0	0	—	1	3	33.3	2	2	4	0.8	3	0	1	0	3	2	3	0.6
12 Dwight Burke	5	0	46	9.2	1	5	20.0	0	0	—	1	4	25.0	4	4	8	1.6	8	0	0	2	1	2	3	0.6
Team														8	9	17	3.4	0			2				
Total	5				112	283	39.6	43	129	33.3	85	112	75.9	70	111	181	36.2	113	3	68	56	11	23	352	70.4
Opponents	5				122	276	44.2	30	85	35.3	99	138	71.7	64	117	181	36.2	103	-	71	52	24	28	373	74.6

Statistics in Games Won (24-0)

Player	GP	GS	Min.	Avg.	Field Goals			3-Point FG			Free Throws			Rebounds				PF	DQ	A	TO	B	S	Pts.	Avg.
					FG	FGA	Pct.	3P	3PA	Pct.	FT	FTA	Pct.	Off.	Def.	Tot.	Avg.								
1 Dominic James	24	24	784	32.7	127	304	41.8	38	123	30.9	89	133	66.9	12	53	65	2.7	47	0	123	66	3	47	381	15.9
22 Jerel McNeal	22	22	656	29.8	112	270	41.5	21	70	30.0	72	100	72.0	39	79	118	5.4	77	3	94	88	11	57	317	14.4
23 Wesley Matthews	24	24	758	31.6	94	199	47.2	18	52	34.6	110	145	75.9	35	85	120	5.0	50	2	55	51	3	34	316	13.2
41 Ousmane Barro	24	24	673	28.0	94	148	63.5	0	0	—	29	48	60.4	70	96	166	6.9	54	0	6	35	28	18	217	9.0
5 Dan Fitzgerald	24	8	507	21.1	57	113	50.4	37	81	45.7	22	30	73.3	34	59	93	3.9	63	3	18	21	3	13	173	7.2
32 Lazar Hayward	24	9	360	15.0	58	128	45.3	9	34	26.5	25	46	54.3	36	42	78	3.3	48	1	5	24	3	17	150	6.3
10 David Cubillan	24	0	496	20.7	39	90	43.3	34	71	47.9	24	32	75.0	7	39	46	1.9	32	0	39	19	3	13	136	5.7
51 Jamil Lott	22	9	237	10.8	17	37	45.9	0	0	—	15	24	62.5	14	28	42	1.9	35	0	6	13	11	12	49	2.2
21 Lawrence Blackledge	15	0	105	7.0	14	29	48.3	0	2	00.0	5	11	45.5	13	13	26	1.7	7	0	8	6	5	5	33	2.2
40 Mike Kinsella	11	0	44	4.0	5	6	83.3	4	5	80.0	0	1	00.0	2	13	15	1.4	8	0	3	3	1	0	14	1.3
12 Dwight Burke	24	0	208	8.7	9	23	39.1	0	0	—	7	24	29.2	20	25	45	1.9	41	0	3	13	9	3	25	1.0
45 Craig Kuphall	7	0	16	2.3	1	1	100.0	0	0	—	2	2	100.0	0	2	2	0.3	2	0	1	1	0	0	4	0.6
42 Tommy Brice	7	0	6	0.9	0	2	0.0	0	0	—	0	0	—	0	0	0	0.0	2	0	0	1	0	1	0	0.0
Team														48	32	80	3.3	0			6				
Total	24				627	1350	46.4	161	438	36.8	400	596	67.1	330	566	896	37.3	466	9	361	347	80	220	1815	75.6
Opponents	24				509	1281	39.7	144	430	33.5	323	465	69.5	280	482	762	31.8	515	-	294	421	85	167	1485	61.9

Statistics in Games Lost (0-10)

Player	GP	GS	Min.	Avg.	Field Goals			3-Point FG			Free Throws			Rebounds				PF	DQ	A	TO	B	S	Pts.	Avg.
					FG	FGA	Pct.	3P	3PA	Pct.	FT	FTA	Pct.	Off.	Def.	Tot.	Avg.								
22 Jerel McNeal	7	7	220	31.4	42	99	42.4	9	26	34.6	16	29	55.2	11	9	20	2.9	25	3	15	30	5	19	109	15.6
1 Dominic James	10	10	346	34.6	44	141	31.2	12	61	19.7	25	42	59.5	8	31	39	3.9	25	0	44	23	2	17	125	12.5
23 Wesley Matthews	10	10	304	30.4	39	105	37.1	5	28	17.9	31	38	81.6	29	30	59	5.9	34	2	20	33	2	15	114	11.4
05 Dan Fitzgerald	10	3	231	23.1	27	61	44.3	15	42	35.7	10	12	83.3	12	27	39	3.9	35	3	6	14	1	2	79	7.9
32 Lazar Hayward	10	7	193	19.3	25	66	37.9	1	14	07.1	23	26	88.5	25	21	46	4.6	25	0	5	11	0	3	74	7.4
41 Ousmane Barro	10	10	246	24.6	24	49	49.0	0	0	—	11	17	64.7	33	35	68	6.8	33	1	6	17	7	6	59	5.9
10 David Cubillan	10	1	225	22.5	16	55	29.1	14	42	33.3	5	6	83.3	4	14	18	1.8	16	0	16	6	0	9	51	5.1
51 Jamil Lott	8	2	74	9.3	6	10	60.0	0	0	—	1	6	16.7	5	7	12	1.5	9	0	1	3	7	2	13	1.6
12 Dwight Burke	10	0	95	9.5	1	8	12.5	0	0	—	1	6	16.7	8	9	17	1.7	10	0	0	3	5	2	3	0.3
40 Mike Kinsella	7	0	50	7.1	0	5	0.0	0	0	—	1	5	20.0	4	5	9	1.3	11	0	0	4	4	0	1	0.1
21 Lawrence Blackledge	4	0	17	4.3	0	2	0.0	0	0	—	0	0	—	1	0	1	0.3	2	0	1	3	2	0	0	0.0
Team														18	9	27	2.7	0			2				
Total	10				224	601	37.3	56	213	26.3	124	187	66.3	158	197	355	35.5	225	9	114	149	35	75	628	62.8
Opponents	10				251	530	47.4	49	130	37.7	171	252	67.9	128	248	376	37.6	183	-	143	159	56	75	722	72.2

Statistics in BIG EAST Games (10-6)

Player	GP	GS	Min.	Avg.	Field Goals			3-Point FG			Free Throws			Rebounds				PF	DQ	A	TO	B	S	Pts.	Avg.
					FG	FGA	Pct.	3P	3PA	Pct.	FT	FTA	Pct.	Off.	Def.	Tot.	Avg.								
22 Jerel McNeal	14	14	433	30.9	76	177	42.9	17	45	37.8	39	61	63.9	23	48	71	5.1	53	5	53	62	8	25	208	14.9
23 Wesley Matthews	16	16	506	31.6	62	143	43.4	7	30	23.3	82	100	82.0	29	50	79	4.9	46	2	31	41	1	26	213	13.3
1 Dominic James	16	16	547	34.2	70	210	33.3	21	86	24.4	47	77	61.0	11	48	59	3.7	40	0	85	35	3	28	208	13.0
41 Ousmane Barro	16	16	476	29.8	62	106	58.5	0	0	—	21	35	60.0	59	63	122	7.6	44	1	8	24	14	15	145	9.1
5 Dan Fitzgerald	16	3	355	22.2	38	85	44.7	24	60	40.0	13	14	92.9	19	34	53	3.3	53	4	10	17	3	3	113	7.1
32 Lazar Hayward	16	13	262	16.4	32	75	42.7	5	17	29.4	29	41	70.7	29	24	53	3.3	38	1	6	14	0	9	98	6.1
10 David Cubillan	16	1	359	22.4	25	76	32.9	24	61	39.3	19	20	95.0	6	30	36	2.3	22	0	18	13	0	10	93	5.8
51 Jamil Lott	12	1	67	5.6	8	12	66.7	0	0	—	6	6	100.0	4	10	14	1.2	12	0	3	6	6	1	22	1.8
12 Dwight Burke	16	0	160	10.0	6	18	33.3	0	0	—	6	19	31.6	17	22	39	2.4	27	0	1	10	8	2	18	1.1
45 Craig Kuphall	2	0	2	1.0	1	1	100.0	0	0	—	0	0	—	0	0	0	0.0	0	0	0	0	0	0	2	1.0
40 Mike Kinsella	12	0	49	4.1	3	7	42.9	2	3	66.7	1	5	20.0	4	10	14	1.2	13	0	0	6	2	0	9	0.8
21 Lawrence Blackledge	5	0	8	1.6	0	3	0.0	0	0	—	0	0	—	1	0	1	0.2	1	0	1	2	0	0	0	0.0
42 Tommy Brice	2	0	2	1.0	0	0	—	0	0	—	0	0	—	0	0	0	0.0	1	0	0	0	0	1	0	0.0
Team														37	17	54	3.4	0			3				
Total	16				383	913	41.9	100	302	33.1	263	378	69.6	239	356	595	37.2	350	13	216	233	45	120	1129	70.6
Opponents	16				373	881	42.3	85	270	31.5	269	387	69.5	213	355	568	35.5	326	-	216	243	83	123	1100	68.8

Statistics in BIG EAST Tournament (1-1)

Player	GP	GS	Min.	Avg.	Field Goals			3-Point FG			Free Throws			Rebounds				PF	DQ	A	TO	B	S	Pts.	Avg.
					FG	FGA	Pct.	3P	3PA	Pct.	FT	FTA	Pct.	Off.	Def.	Tot.	Avg.								
5 Dan Fitzgerald	2	2	65	32.5	12	20	60.0	8	16	50.0	8	10	80.0	2	7	9	4.5	8	1	1	2	0	1	40	20.0
23 Wesley Matthews	2	2	69	34.5	8	20	40.0	3	6	50.0	15	16	93.8	4	8	12	6.0	6	0	7	4	0	1	34	17.0
32 Lazar Hayward	2	2	44	22.0	9	23	39.1	1	6	16.7	6	8	75.0	6	3	9	4.5	5	0	2	3	0	0	25	12.5
1 Dominic James	2	2	72	36.0	7	26	26.9	2	17	11.8	9	10	90.0	0	8	8	4.0	5	0	13	7	0	2	25	12.5
41 Ousmane Barro	2	2	47	23.5	7	10	70.0	0	0	—	0	0	—	8	7	15	7.5	8	0	0	3	1	1	14	7.0
10 David Cubillan	2	0	49	24.5	3	10	30.0	2	5	40.0	2	4	50.0	0	5	5	2.5	5	0	4	0	0	0	10	5.0
40 Mike Kinsella	2	0	25	12.5	2	3	66.7	2	2	100.0	0	1	0.0	1	4	5	2.5	5	0	3	0	1	0	6	3.0
12 Dwight Burke	2	0	20	10.0	0	1	0.0	0	0	—	1	2	50.0	2	1	3	1.5	5	0	0	1	0	1	1	0.5
51 Jamil Lott	2	0	9	4.5	0	0	—	0	0	—	0	0	—	0	0	0	0.0	2	0	0	0	0	0	0	0.0
Team														4	4	8	4.0	0			2				
Total	2				48	113	42.5	18	52	34.6	41	51	80.4	27	47	74	37.0	49	1	30	22	2	6	155	77.5
Opponents	2				49	105	46.7	13	34	38.2	45	68	66.2	23	42	65	32.5	42	-	27	15	8	11	156	78.0

Marquette Players in Double Figures

	Points	Rebounds
Hillsdale	McNeal 19, James 13, Lott 11	—
Idaho State	James 17, McNeal 13	Barro 10
Detroit	James 20, Matthews 15, Hayward 14, Cubillan 10	—
Eastern Mich.	James 17, Matthews 15, Hayward 13, Fitzgerald 12, Cubillan 10	—
vs Texas Tech	Matthews 20, McNeal 19, James 16, Cubillan 11	—
vs Duke	James 25, McNeal 17	—
at Valparaiso	James 22, Matthews 11, Barro 10, McNeal 10	Barro 13
Northwestern State	Barro 21, James 19, Matthews 14, McNeal 13	Barro 13
North Dakota State	McNeal 16	—
Delaware State	McNeal 16, Matthews 15, Fitzgerald 13, James 13	—
Wisconsin	James 19, McNeal 16, Hayward 10	—
Md.-Baltimore Co.	James 17, McNeal 15, Hayward 13	—
Oakland	James 20, McNeal 17, Barro 11, Matthews 10	—
Morgan State	McNeal 25, Fitzgerald 11	—
Savannah State	James 22, Matthews 22	—
at Providence	Matthews 14, Hayward 12, James 12	—
Syracuse	McNeal 16, Matthews 14	—
at Connecticut	McNeal 19, Barro 17, James 17, Matthews 10	Barro 13
West Virginia	James 21, Cubillan 14, Matthews 13, McNeal 11	—
at Louisville	James 18, Matthews 17, McNeal 15, Barro 14	Barro 11
at Pittsburgh	James 23, Fitzgerald 14, Matthews 14, Barro 12	—
Seton Hall	Matthews 22, McNeal 22, Barro 13, James 11	—
at USF	James 16, McNeal 13, Matthews 12, Barro 11	—
Providence	McNeal 18, Fitzgerald 14, Matthews 12	McNeal 12
Rutgers	Barro 11, Cubillan 10, Fitzgerald 10, Matthews 10, McNeal 10	Barro 11
at Georgetown	Barro 14, Hayward 14, McNeal 11	Barro 12
at DePaul	James 17, Fitzgerald 16, McNeal 16, Matthews 12	—
Louisville	McNeal 18	—
Villanova	Hayward 18, James 18, McNeal 16, Matthews 15	—
at Notre Dame	Matthews 17, McNeal 17, James 14, Cubillan 10	—
Pittsburgh	Cubillan 20, Matthews 20, Barro 10	—
at St. John's	Fitzgerald 20, Matthews 15, Hayward 14	—
vs Pittsburgh	Fitzgerald 20, Matthews 19, James 16, Hayward 11	Barro 10
vs Michigan State	James 18, Matthews 10	—

Marquette's Record When

	2006-07	Under Crean
Leading at half	21-1	128-18
Trailing at half	1-9	33-63
Tied at half	2-0	6-3
Scoring 70 or more points	16-2	106-20
Allowing 80 or more points	0-2	6-25
Holding opponents to 60 points or less	6-0	68-10
Holding opponents to 65 points or less	12-3	79-16
Shooting 50 percent or better	9-0	59-6
Opponents shoot 50 percent or better	1-4	11-24
Opponent shoots under 40 percent	10-0	73-14
MU's FG percent is higher than opp.	20-0	130-23
MU's FG percent is lower than opp.	4-10	35-63
MU's 3FG percent is higher than 40 percent	11-1	86-22
Opponent's 3FG percent is higher than 40 percent	2-4	34-28
MU shoots more FT than opponent	19-1	110-14
MU shoots fewer FT than opponent	3-7	43-70
MU shoots same FT as opponent	2-2	11-3
Out-rebounded opponent	17-3	127-31
Out-rebounded by opponent	6-7	31-50
Rebounds tied	1-0	7-5
Same or fewer turnovers as opp.	18-5	100-25
More turnovers than opponent	6-5	64-62
Overtime games	2-0	7-4
In games decided by 5 pts. or less	6-4	42-32
In games decided by 6-10	4-1	39-21
In games decided by 11-15	4-5	37-20
In games decided by 16 pts. or more	10-0	47-13
vs Ranked Teams (AP or Coaches)	5-4	
vs 1-25 in RPI (www.collegerpi.com, at time of game)	4-1	
vs 26-50 in RPI	2-4	
vs 51-100 in RPI	7-5	
vs 101-150 in RPI	4-0	
vs 151-200 in RPI	3-0	
vs 201-324 in RPI	2-0	
When winning the opening tip	10-4	
When scoring first	13-6	

Marquette Bench Scoring

	Starters	Bench	Bench Scoring
Hillsdale	57	19	Hayward 6, Cubillan 5, Fitzgerald 5, Burke 2, Blackledge 1
Idaho State	50	9	Fitzgerald 6, Hayward 2, Blackledge 1
Detroit	53	34	Hayward 14, Cubillan 10, Blackledge 6, Fitzgerald 2, Kuphall 2
Eastern Mich.	49	46	Hayward 13, Fitzgerald 12, Cubillan 10, Blackledge 8, Burke 3
vs Texas Tech	62	25	Cubillan 11, Fitzgerald 5, Burke 4, Hayward 3, Blackledge 2
vs Duke	58	15	Fitzgerald 8, Cubillan 5, Hayward 2
at Valparaiso	53	12	Hayward 8, Cubillan 4
Northwestern State	59	14	Fitzgerald 4, Hayward 4, Blackledge 3, Cubillan 3
North Dakota State	40	20	Cubillan 8, Hayward 6
Delaware State	62	3	Cubillan 3
Wisconsin	51	15	Hayward 10, Cubillan 3, Lott 2
Md.-Baltimore Co.	48	20	Hayward 13, Blackledge 4, Cubillan 3
Oakland	60	20	Cubillan 8, Hayward 6, Fitzgerald 4, Blackledge 2
Morgan State	59	18	Hayward 8, Blackledge 6, Cubillan 2, Lott 2
Savannah State	65	4	Hayward 2, Lott 2
at Providence	39	20	Hayward 12, Fitzgerald 8
Syracuse	50	8	Cubillan 6, Lott 2
at Connecticut	65	8	Burke 5, Fitzgerald 3
West Virginia	58	23	Cubillan 14, Burke 5, Fitzgerald 2, Lott 2
at Louisville	70	4	Hayward 2, Kinsella 2
at Pittsburgh	61	16	Fitzgerald 14, Burke 2
Seton Hall	75	14	Fitzgerald 6, Lott 6, Burke 2
at USF	53	17	Cubillan 9, Fitzgerald 8
Providence	47	22	Fitzgerald 14, Cubillan 6, Lott 2
Rutgers	47	20	Cubillan 10, Hayward 5, Kuphall 2, Lott 2, Burke 1
at Georgetown	47	11	Fitzgerald 7, Cubillan 3, Burke 1
at DePaul	49	18	Fitzgerald 16, Lott 2
Louisville	43	13	Fitzgerald 9, Cubillan 4
Villanova	69	11	Cubillan 8, Fitzgerald 3
at Notre Dame	55	18	Cubillan 10, Fitzgerald 5, Burke 2, Kinsella 1
Pittsburgh	47	28	Cubillan 20, Kinsella 6, Lott 2
at St. John's	64	12	Kinsella 6, Cubillan 5, Burke 1
vs Pittsburgh	74	5	Cubillan 5
vs Michigan State	39	10	Cubillan 9, Lott 1

Team Superlatives by Half

	First Half	Second Half
Points	46 Twice	51 Eastern Mich. (Nov. 18)
Fewest Pts. Allowed	14 UMBC (Dec. 16)	20 Savannah St. (Dec. 30)
FG Percentage	60.0 Texas Tech (Nov. 21)	60.7 West Virginia (Jan. 13)
Lowest FG Pct. Allowed	30.0 UMBC (Dec. 16)	24.0 Oakland (Dec. 19)
3-Point Percentage	50.0 Twice	100.0 Delaware St. (Dec. 5)
FT Made	15 Twice	16 Villanova (Feb. 19)
Rebounds	26 Northwestern St. (Dec. 1)	30 Eastern Mich. (Nov. 18)
Assists	11 Twice	12 Eastern Mich. (Nov. 18)
Blocks	6 Eastern Mich. (Nov. 18)	5 Eastern Mich. (Nov. 18)
Steals	9 Eastern Mich. (Nov. 18)	11 Detroit (Nov. 14)

Individual Superlatives by Half

	First Half	Second Half
Points	15 Jerel McNeal	Morgan State (Dec. 22)
3-Point Made	4 Dominic James	Pittsburgh (Jan. 21)
FT Made	6 Lazar Hayward	Villanova (Feb. 19)
Rebounds	9 Ousmane Barro	Georgetown (Feb. 10)
Assists	7 Dominic James	Pittsburgh (March 3)
Points	20 Dominic James	Valparaiso (Nov. 27)
3-Point Made	4 Dominic James	Louisville (Jan. 15)
FT Made	9 Dominic James	Valparaiso (Nov. 27)
Rebounds	8 Twice	
Assists	5 Jerel McNeal	Seton Hall (Jan. 24)

High Marks

Double-figure scoring games	2006-07	Career
Dominic James	25	52
Wesley Matthews	25	36
Jerel McNeal	24	45
Ousmane Barro	11	15
Dan Fitzgerald	9	18
Lazar Hayward	9	9
David Cubillan	7	7
Jamil Lott	1	1

20-point games	2006-07	Career
Dominic James	7	12
Wesley Matthews	3	4
Dan Fitzgerald	2	2
Jerel McNeal	2	2
Ousmane Barro	1	1
David Cubillan	1	1

Double-figure rebound games	2006-07	Career
Ousmane Barro	8	8
Dominic James	—	1
Wesley Matthews	—	1
Jerel McNeal	—	1

Double-figure assist games	2006-07	Career
Dominic James	1	1
Jerel McNeal	1	1

Double-doubles	2006-07	Career
Ousmane Barro	6	6
Jerel McNeal	2	3
Dominic James	—	1

Individual Season Records

	Starts	10+ points	10+ rebs.
Ousmane Barro	24-10	10-1	6-2
Lawrence Blackledge	—	—	—
Dwight Burke	—	—	—
David Cubillan	0-1	6-1	—
Dan Fitzgerald	8-3	7-2	—
Lazar Hayward	9-7	5-4	—
Dominic James	24-10	19-6	—
Mike Kinsella	—	—	—
Jamil Lott	9-2	1-0	—
Wesley Matthews	24-10	19-6	—
Jerel McNeal	22-7	18-7	1-0

Individual Career Records

	Starts	10+ points	10+ rebs.
Ousmane Barro	33-19	14-2	6-2
Lawrence Blackledge	—	—	—
Dwight Burke	—	—	—
David Cubillan	0-1	6-1	—
Dan Fitzgerald	9-4	12-2	—
Lazar Hayward	9-7	5-4	—
Dominic James	44-21	38-14	0-1
Mike Kinsella	1-1	—	—
Jamil Lott	14-4	1-0	—
Wesley Matthews	33-13	23-12	1-0
Jerel McNeal	43-18	32-13	2-0

Specialty Statistics

	Marquette	Opponents
Points in the Paint	1,110	872
Points off Turnovers	627	465
Second Chance Points	435	365
Fast Break Points	464	207
Bench Points	552	455

Specialty Stats Superlatives

	Marquette	Opponents
Points in the Paint	56 Seton Hall	44 Wisconsin
Points off Turnovers	34 Detroit	27 Syracuse
Second Chance Points	22 UMBC	22 Pittsburgh
Fast Break Points	38 Seton Hall	20 NDSU
Bench Points	46 E. Mich.	39 Connecticut

The Last Time

Team	Marquette	Opponent
100+ Points	101-92 OT vs Missouri (3/22/03)	85-104 at West Virginia (1/14/06)
90+ Points	95-62 vs Eastern Michigan (11/18/06)	85-90 vs Alabama (3/16/06)
Under 50 Points	40-54 vs Western Michigan (3/14/05)	65-48 vs Delaware State (12/5/06)
FG Pct. 60+	61.0 vs South Dakota State (12/3/05)	None recorded
Five or fewer turnovers	5 vs Cincinnati (3/10/96)	5 at West Virginia (1/14/06)
Five Players, 10+ pts.	67-47 vs Rutgers (2/8/07)	79-89 vs Pittsburgh (3/8/07)

Team	Marquette Win	Marquette Loss
Ranked Opponent (AP)	75-71 vs 12/12 Pittsburgh (3/3/07)	79-89 vs 13/11 Pittsburgh (3/8/07)
Overtime Game	77-74 vs Pittsburgh (1/21/07) OT	60-67 at Louisville (3/1/06) OT
Double Overtime	80-79 vs Louisville (2/28/96) 2OT	74-77 vs Louisville (2/24/01) 3OT
Triple Overtime	Never	74-77 vs Louisville (2/24/01) 3OT
Home Opener	76-66 vs Hillsdale Coll. (11/10/06)	54-67 vs South Alabama (11/14/00)
Road Openers	65-62 at Valparaiso (11/27/06)	74-84 at Nebraska (11/30/05)

Individual	Marquette	Opponent
30+ Points	41, Steve Novak 94-79 vs Connecticut (1/3/06)	31, Jean Felix 85-90 vs Alabama (3/16/05)
20+ Points	20, Dan Fitzgerald 79-89 vs Pittsburgh (3/8/07)	22, Aaron Gray 79-89 vs Pittsburgh (3/8/07)
10+ Rebounds	10, Ousmane Barro 79-89 vs Pittsburgh (3/8/07)	10, Aaron Gray 79-89 vs Pittsburgh (3/8/07)
15+ Rebounds	16, Steve Novak 94-79 vs Connecticut (1/3/06)	15, Torin Francis 80-72 vs Notre Dame (2/25/06)
15+ Free Throws	16, Brian Wardle 69-59 at Charlotte (2/13/99)	
10+ Assists	10, Dominic James 75-71 vs Pittsburgh (3/3/07)	10, Brian Swift 66-64 vs USF (1/15/05)
Double Double	11 pts, 11 reb, Ousmane Barro 67-47 vs Rutgers (2/8/07)	22 pts, 10 reb, Aaron Gray 79-89 vs Pittsburgh (3/8/07)
Triple Double	29 pts, 11 reb, 11 ast, Dwyane Wade 83-69 vs Kentucky (3/29/03)	22 pts, 12 reb, 10 blk, Eric Hicks 66-70 vs Cincinnati (1/8/05)

This season . . .

Largest halftime lead	24	Detroit (Nov. 14)
Largest halftime deficit	12	Michigan State (March 15)
Largest lead in a game	43	Detroit (Nov. 14)
Largest deficit in a game	20	Michigan State (March 15)
Largest winning margin	42	Detroit (Nov. 14)
Largest losing margin	18	Georgetown (Feb. 10)
Largest deficit in a victory	9	Oakland (Dec. 19), Villanova (Feb. 19)
Largest lead in a loss	13	Notre Dame (Feb. 24)
Most consecutive points scored	14	Detroit (Nov. 14), Eastern Michigan (Nov. 18), Northwestern State (Dec. 1)
Most consecutive points allowed	13	Seton Hall (Jan. 24)
Largest home crowd	19,021	Pittsburgh (March 3)
Largest road crowd	19,594	St. John's (March 7)
Largest neutral crowd	19,594	Pittsburgh (March 8)
30-point games	—	—
20-point games	—	James 7, Matthews 3, McNeal 2, Fitzgerald 2, Barro 1, Cubillan 1
10-rebound games	—	Barro 8
Double-doubles	—	Barro 6, McNeal 2
Games as leading scorer	—	James 16, McNeal 9, Matthews 6, Barro 3, Hayward 2, Fitzgerald 2, Cubillan 1
Games as leading rebounder	—	Barro 17, Matthews 11, McNeal 7, Hayward 6, Fitzgerald 2, James 2
Games as assists leader	—	James 22, McNeal 12, Cubillan 1, Matthews 1
Foul outs	—	McNeal 6, Matthews 4, Fitzgerald 4, Barro 1, Hayward 1

Defensive Comparison (averages as of date of game)

	Points	Avg.	Diff.	FG Pct.	Avg.	Diff.
Hillsdale Coll.	66	—	—	41.5	—	—
Idaho State	59	—	—	46.8	—	—
Detroit	45	57.0	-12.0	38.6	42.6	-4.0
Eastern Michigan	62	68.0	-6.0	33.3	46.2	-12.9
vs Texas Tech	72	85.8	-13.8	46.2	48.6	-2.4
vs Duke	73	76.0	-3.0	37.7	46.3	-8.6
at Valparaiso	62	73.2	-11.2	46.8	46.9	-0.1
Northwestern State	67	82.5	-15.5	39.0	49.3	-10.3
North Dakota State	64	79.5	-15.5	48.1	44.7	+3.4
Delaware State	48	56.1	-8.1	34.8	40.9	-6.1
Wisconsin	70	76.6	-6.6	50.9	48.5	-2.4
Md.-Baltimore Co.	46	63.3	-17.3	39.1	41.0	-1.9
Oakland	62	62.5	-0.5	31.4	42.1	-10.7
Morgan State	57	73.4	-16.4	35.2	44.3	-9.1
Savannah State	51	55.8	-4.8	33.9	39.6	-5.7
at Providence	74	80.5	-6.5	50.0	50.5	-0.5
Syracuse	70	78.1	-8.1	42.6	46.4	-3.8
at Connecticut	69	78.9	-9.9	31.7	47.4	-15.7
West Virginia	63	72.5	-9.5	38.8	45.9	-7.1
at Louisville	65	73.3	-8.3	42.1	43.8	-1.7
at Pittsburgh	74	74.6	-0.6	41.8	49.7	-7.9
Seton Hall	76	76.7	-0.7	44.4	42.6	+1.8
at USF	68	66.2	+1.8	52.9	45.6	+7.3
Providence	62	78.9	-9.9	42.6	49.8	-7.2
Rutgers	47	60.3	-13.3	35.4	38.9	-3.5
at Georgetown	76	69.2	+6.8	47.3	52.6	-5.3
at DePaul	72	68.0	-4.0	42.1	46.5	+4.4
Louisville	62	71.2	-9.2	53.3	42.3	+9.0
Villanova	67	73.3	-6.3	37.5	43.7	-6.2
at Notre Dame	85	81.4	+3.6	40.6	47.1	-6.5
Pittsburgh	71	71.7	-0.7	37.9	48.4	-10.5
at St. John's	67	63.7	+5.7	43.8	40.8	+3.0
vs Pittsburgh	89	71.7	+15.3	49.1	48.0	+1.1
vs Michigan State	61	65.0	-4.0	53.7	47.3	+6.4

Specialty Stats by Game (Bold denotes season high; formatted as MU/OPP)

	Paint	Off TO	2nd Ch.	Fast Brk.	Bench
Hillsdale Coll.	42/24	20/13	18/10	14/2	19/16
Idaho State	20/14	24/6	14/7	4/2	9/12
Detroit	40/24	34/6	8/10	27/0	34/9
Eastern Michigan	32/18	32/15	14/8	14/11	46/37
vs Texas Tech	46/20	27/11	13/10	27/7	25/35
vs Duke	34/26	25/11	15/14	8/2	15/15
at Valparaiso	26/16	22/18	10/6	2/2	12/16
Northwestern State	54/18	21/22	18/7	33/17	14/29
North Dakota State	34/38	21/16	7/8	20/8	20/3
Delaware State	28/12	23/8	6/8	15/6	3/6
Wisconsin	40/44	19/13	10/4	13/14	15/18
Md.-Baltimore Co.	42/18	26/14	22/10	21/2	20/4
Oakland	40/6	18/19	9/6	27/0	20/10
Morgan State	40/22	24/15	6/10	24/9	18/21
Savannah State	26/20	12/9	11/9	12/12	4/13
at Providence	28/36	16/11	22/16	2/4	20/2
Syracuse	36/30	21/27	18/16	10/14	8/22
at Connecticut	38/22	22/24	12/14	10/7	8/39
West Virginia	40/22	17/15	11/10	24/10	23/23
at Louisville	32/38	8/15	14/15	8/10	4/11
at Pittsburgh	26/30	24/16	6/20	6/4	16/23
Seton Hall	56/30	19/9	11/11	38/2	14/25
at USF	26/38	15/19	11/9	4/6	17/5
Providence	30/30	11/22	11/6	15/13	22/13
Rutgers	28/24	12/4	8/16	13/2	20/6
at Georgetown	26/34	7/16	14/8	6/2	11/0
at DePaul	28/30	13/9	20/11	2/6	18/22
Louisville	22/32	10/8	10/8	12/11	13/29
Villanova	24/16	24/13	16/10	6/5	11/9
at Notre Dame	30/32	11/13	16/23	6/0	18/10
Pittsburgh	32/32	12/7	13/22	13/15	28/21
at St. John's	18/16	11/8	18/8	12/8	12/16
vs Pittsburgh	26/32	6/20	14/17	0/2	5/21
vs Michigan State	10/28	11/15	9/2	2/0	10/14
When MU is higher	19-1	18-5	15-7	19-5	11-4
When Opp. is higher	3-9	6-5	8-3	23-5	11-6
When teams are tied	2-0	-	1-0	2-0	2-0

Game-by-Game Comparison

Game	FG-A	Pct.	3P-A	Pct.	FT-A	Pct.	O	D	R	F	A	TO	B	S	Pts.
Hillsdale Coll.	24-54	44.4	7-21	33.3	11-16	68.8	8	20	28	24	13	20	4	5	66
at Marquette	27-65	41.5	2-10	20.0	20-31	64.5	20	26	46	19	14	16	3	12	76
Idaho State	22-47	46.8	10-23	43.5	2-5	40.0	7	26	33	26	12	25	4	7	56
at Marquette	19-65	29.2	5-25	20.0	16-31	51.6	22	19	41	14	10	13	2	12	59
Detroit	17-44	38.6	3-10	30.0	8-16	50.0	11	19	30	20	8	27	5	5	45
at Marquette	32-58	55.2	10-19	52.6	13-17	76.5	9	21	30	19	17	13	8	17	87
Eastern Mich.	20-60	33.3	8-21	38.1	14-20	70.0	15	24	39	22	10	26	7	9	62
at Marquette	32-69	46.4	13-27	48.1	18-27	66.7	17	29	46	18	22	16	11	14	95
Marquette	34-62	54.8	8-26	30.8	11-19	57.9	13	26	39	21	18	19	2	11	87
Texas Tech	24-52	46.2	8-16	50.0	16-26	61.5	8	20	28	21	14	18	0	11	72
Duke	20-53	37.7	5-13	38.5	17-18	94.4	14	22	36	19	9	19	3	5	62
Marquette	27-59	45.8	5-15	33.3	14-22	63.6	14	18	32	18	9	9	2	10	73
Marquette	21-47	44.7	6-22	27.3	17-12	77.3	10	21	31	20	7	16	1	6	65
at Valparaiso	22-47	46.8	12-23	52.2	6-11	54.5	7	18	25	20	16	17	0	6	62
Northwestern State	13-32	39.0	6-15	40.0	15-21	71.4	9	17	26	20	16	19	4	8	67
at Marquette	33-68	48.5	3-15	20.0	14-21	66.7	21	32	53	21	20	23	4	12	83
North Dakota State	25-52	48.1	4-8	50.0	10-15	66.7	12	25	37	18	10	25	5	8	64
at Marquette	24-67	35.8	4-20	20.0	8-14	57.1	18	18	36	17	14	17	5	12	60
Delaware State	16-46	34.8	5-21	23.8	11-15	73.3	14	17	31	16	12	17	2	6	48
at Marquette	23-46	50.0	9-14	64.3	10-19	52.6	11	17	28	14	16	13	2	11	65
Wisconsin	29-57	50.9	3-9	33.3	9-18	50.0	10	30	40	19	17	22	6	7	70
at Marquette	26-66	39.4	3-18	16.7	11-18	61.1	13	21	34	23	8	16	5	9	66
Md.-Balt. Co.	18-46	39.1	3-9	33.3	7-10	70.0	8	22	30	46	7	22	2	3	46
at Marquette	28-62	45.2	6-21	28.6	6-18	33.3	18	20	38	17	13	12	4	12	68
Oakland	16-51	31.4	8-25	32.0	22-27	81.5	12	15	27	28	11	16	2	7	62
at Marquette	29-49	59.2	4-7	57.1	18-31	58.1	9	26	35	19	19	16	3	9	80
Morgan State	19-54	35.2	5-13	38.5	14-19	73.7	17	19	36	15	7	20	2	6	57
at Marquette	29-53	54.7	6-17	35.3	13-16	81.3	6	21	27	16	20	11	4	11	77
Savannah St.	21-62	33.9	4-19	21.1	5-10	50.0	16	15	31	26	15	14	1	9	51
at Marquette	21-42	50.0	5-12	41.7	22-33	66.7	9	28	37	17	15	16	8	5	69
Marquette	19-61	31.1	4-23	17.4	17-23	73.9	17	14	31	25	8	12	2	7	59
at Providence	24-48	50.0	5-12	41.7	21-31	67.7	16	26	42	18	17	20	9	6	74
Syracuse	23-54	42.6	3-14	21.4	21-35	60.0	18	26	44	15	11	20	9	11	70
at Marquette	24-64	37.5	4-21	19.0	6-15	40.0	18	21	39	28	15	23	8	14	58
Marquette	24-61	39.3	2-10	20.0	23-35	65.7	23	27	50	25	12	22	2	10	73
at Connecticut	19-60	31.7	5-15	33.3	26-34	76.5	18	21	39	28	8	21	8	14	69
West Virginia	19-49	38.8	5-22	22.7	20-23	87.0	7	19	26	21	12	17	5	11	63
at Marquette	29-55	52.7	8-14	57.1	15-23	65.2	14	26	40	20	19	17	0	11	81
Marquette	26-52	50.0	8-20	40.0	14-17	82.4	11	23	34	20	13	13	0	4	74
at Louisville	24-57	42.1	4-18	22.2	13-19	68.4	17	17	30	16	10	8	2	7	65
Marquette	22-50	44.0	9-22	40.9	24-31	77.4	5	24	29	28	11	15	3	6	77
at Pittsburgh	23-55	41.8	5-18	27.8	23-36	63.9	14	25	39	26	17	18	2	4	74
Seton Hall	28-63	44.4	7-17	41.2	13-38	72.2	12	23	35	25	11	14	0	7	76
at Marquette	33-57	57.9	5-12	41.7	18-31	58.1	9	25	34	19	17	11	5	11	89
Marquette	23-60	38.3	8-18	42.1	16-24	66.7	18	19	37	18	14	16	2	11	70
at USF	27-51	52.9	3-11	27.3	11-18	61.1	10	26	36	16	20	19	10	8	68
Providence	26-61	42.6	4-14	28.6	6-11	50.0	10	19	29	18	18	16	2	9	62
at Marquette	24-53	45.3	7-18	38.9	14-24	58.3	15	27	42	19	14	21	4	7	69
Rutgers	17-48	35.4	5-17	38.4	8-13	61.5	9	19	28	17	10	11	4	3	47
at Marquette	24-57	42.1	7-23	30.4	12-16	75.0	16	24	40	17	16	8	3	3	67
Marquette	21-62	33.9	4-21	19.0	12-13	92.3	15	20	35	21	9	10	3	3	58
at Georgetown	26-55	47.3	6-16	37.5	18-23	78.3	13	26	39	13	15	10	6	3	76
Marquette	25-64	39.1	6-19	31.6	11-21	52.4	19	25	44	21	13	16	1	7	67
at DePaul	24-57	42.1	5-17	29.4	19-27	70.4	13	27	40	20	12	15	7	9	72
Louisville	34-45	53.3	7-17	41.2	6-12	50.0	8	14	22	23	19	14	3	11	61
at Marquette	19-45	42.2	6-13	46.2	15-24	62.5	15	15	30	17	13	16	3	8	59
Villanova	18-48	37.5	8-21	38.1											

16/17 Marquette 76, Hillsdale Coll. 66

Game 1 • November 10, 2006
Bradley Center • Milwaukee

MILWAUKEE (AP) — Jerel McNeal had 19 points and seven rebounds as No. 16 Marquette defeated Hillsdale Coll., 76-66.

"One game into the regular season, and we've already been taught how we have to play," Marquette coach Tom Crean said.

Dominic James added 13 points and four assists, and Jamil Lott had 11 points for the Golden Eagles.

Missed free throws, poor shooting and absent defense allowed Division II Hillsdale (0-1) to take a 36-32 lead at the half.

Marquette, picked to finish fourth in the Big East in a preseason poll of coaches, finally pulled away with a 12-2 run started by Dan Fitzgerald's 3-pointer and finished by Jamil Lott's four points, giving the Golden Eagles a 72-60 lead with 1:08 left to play.

Hillsdale never got the lead below eight the rest of the way.

"We've got a ton of things we got to get better at offensively," Crean said. "Obviously, we've got to get better shooting free throws. But look at the second half, our energy goes way up. Our ability to talk to each other, play harder goes way up. Our free throw percentage goes way up."

Marquette made 14-of-17 free throws in the second half after going 6-of-14 before the break. Shooting, however, was a struggle all night - 27-of-65.

"There's going to be nights when the offense isn't there," Crean said. "Tonight was one of them."

With 2:19 left in the first half, Tim Homan worked his way free and hit a 3-pointer from deep in the corner to give Hillsdale its first lead at 31-29 with 2:19 left.



16/17 Marquette 76, Hillsdale Coll. 66

Hillsdale	FG	3P	FT	O-D-REB	PF	TP	A	TO	B	S	MIN
Homan f	7-12	4-7	0-0	3-5-8	3	18	3	5	0	1	35
Taylor f	4-8	0-0	0-1	1-0-1	4	8	1	0	0	0	30
Gugino f	4-8	1-3	3-5	1-4-5	2	12	3	5	2	0	31
Powell g	3-7	0-3	0-0	0-3-3	3	6	3	6	1	0	37
Worst g	1-5	0-2	4-6	0-0-0	2	6	0	1	0	2	20
Jennings	0-5	0-2	4-4	0-1-1	2	4	0	0	0	1	13
Steward	3-5	2-4	0-0	0-1-1	2	8	1	0	0	1	18
Farr	2-4	0-0	0-0	0-2-2	5	4	1	2	1	0	14
Weaver	0-0	0-0	0-0	0-1-1	1	0	1	1	0	0	2
Team	3-3-6										
Totals	24-54	7-21	11-16	8-20	24	66	13	20	4	5	200
	44.4	33.3	68.8	28							

Marquette	FG	3P	FT	O-D-REB	PF	TP	A	TO	B	S	MIN
Barro f	4-7	0-0	0-0	3-4-7	0	8	0	2	0	3	26
Lott f	4-5	0-0	3-4	0-6-6	3	11	0	1	0	0	18
James g	3-15	0-1	7-8	0-1-1	2	13	4	2	0	4	30
McNeal g	7-22	0-5	5-7	4-3-7	2	19	4	5	1	3	35
Matthews g	1-5	0-1	4-7	2-5-7	5	6	2	4	0	0	28
Fitzgerald	2-2	1-1	0-0	3-1-4	2	5	3	2	0	0	19
Cubillan	2-3	1-2	0-1	1-1-2	2	5	1	0	2	1	19
Burke	1-1	0-0	0-0	1-1-2	0	2	0	0	0	0	6
Blackledge	0-0	0-0	1-4	0-1-1	1	1	0	0	0	0	3
Hayward	3-5	0-0	0-0	2-3-5	2	6	0	0	0	1	16
Team	4-0-4										
Totals	27-65	2-10	20-31	20-26	19	76	14	16	3	12	200
	41.5	20.0	64.5	46							

Officials: Ted Hilary, Glenn Mayborg, John Gaffney
Attendance: 12,464

Score by Periods	1st	2nd	Total
Hillsdale Coll.	36	30	66
Marquette	32	44	76

16/17 Marquette 59, Idaho State 56 • OT

Game 2 • November 13, 2006
CBE Classic • Bradley Center • Milwaukee

MILWAUKEE (AP) — The 16th-ranked Golden Eagles suffered through a poor shooting night, but their defensive effort helped them avoid an upset at the hands of Idaho State and escape with a 59-56 overtime victory in the first round of the CBE Classic on Monday.

Dominic James scored 17 points and Jerel McNeal added 13 for Marquette, which went 19-of-65 from the field (29.2 percent) and 16-of-31 from the free throw line. But the Golden Eagles did score 24 points off 25 turnovers.

"It's a win," McNeal said. "That's the only thing that really matters. It was a rough night offensively. You find out the character of your team in a game like this."

Marquette (2-0) plays Detroit, which beat Maine 57-50, in a second-round game on Tuesday.

"This was a night where we weren't playing very well and Idaho State was," Marquette coach Tom Crean said. "We're not shooting the ball well right now."

Akbar Abdul-Ahad had 17 points for the Bengals (0-1), who outscored Marquette 12-4 at the start of the second half to take a 40-32 lead.

David Schroeder was key in the Bengals' run, scoring eight points, including two 3-pointers.

After a timeout, the Golden Eagles responded with an 8-0 run to tie the game. Idaho State ended its drought with five straight points.

Marquette tied the game at 53 with 3 seconds remaining in regulation on a free throw from Dan Fitzgerald.



16/17 Marquette 59, Idaho State 56 • OT

Idaho State	FG	3P	FT	O-D-REB	PF	TP	A	TO	B	S	MIN
Stucki f	0-2	0-1	0-0	0-1-1	4	0	2	3	0	1	23
Ofoegbu c	4-6	0-0	0-0	1-2-3	5	8	1	2	2	0	25
Abdul-Akbar g	6-11	3-9	2-2	1-6-7	3	17	5	7	0	4	45
Kinghorn g	3-6	2-2	0-0	1-6-7	4	8	1	0	1	0	27
Schroeder g	4-10	3-7	0-1	0-2-2	3	11	0	3	0	1	38
Morgan	1-5	0-1	0-0	1-3-4	1	2	1	3	0	1	25
Kilpatrick	2-4	2-3	0-0	0-0-0	2	6	0	1	1	0	12
O'Rhodes	1-1	0-0	0-2	0-0-0	1	2	1	2	0	0	10
Rhodes	1-2	0-0	0-0	3-5-8	2	2	1	3	0	0	20
Team	1-1-1										
Totals	22-47	10-23	2-5	7-26	26	56	12	25	4	7	225
	46.8	43.5	40.0	33							

Marquette	FG	3P	FT	O-D-REB	PF	TP	A	TO	B	S	MIN
Barro f	1-5	0-0	2-2	7-3-10	3	4	0	1	1	0	31
Lott f	3-6	0-0	3-4	2-3-5	2	9	0	1	0	1	27
James g	5-14	3-8	4-9	1-4-5	1	17	3	0	0	4	38
McNeal g	5-16	1-7	2-4	4-0-4	4	13	3	5	0	6	32
Matthews g	3-13	0-4	1-4	2-3-5	1	7	1	1	0	1	36
Fitzgerald	1-5	1-5	3-6	3-2-5	2	6	2	2	0	0	25
Cubillan	0-1	0-1	0-0	1-1-2	1	0	1	0	1	0	18
Burke	0-1	0-0	0-0	1-0-1	0	0	0	0	0	0	2
Blackledge	0-1	0-0	1-2	0-1-1	0	1	0	0	0	0	8
Hayward	1-3	0-0	0-0	0-0-0	0	2	0	0	0	0	7
Kinsella	0-0	0-0	0-0	0-1-1	0	0	0	0	0	0	1
Team	1-1-2										
Totals	19-65	5-25	16-31	22-19	14	59	10	13	2	12	225
	29.2	20.0	51.6	41							

Officials: Mike Stuart, Sean Hull, Jeff Nichols
Technical fouls: Idaho State-Bench.
Attendance: 12,334

Score by Periods	1st	2nd	OT	Total
Idaho State	28	25	3	56
Marquette	28	25	6	59

16/17 Marquette 87, Detroit 45

Game 3 • November 14, 2006
CBE Classic • Bradley Center • Milwaukee

MILWAUKEE (AP) — Wesley Matthews scored 15 points to help the No. 16 Golden Eagles beat Detroit 87-45 in the quarterfinals of the CBE Classic — one night after shooting 29.2 percent in an overtime victory over Idaho State.

"We knew it was more of a mental thing," Matthews said. "It was a poor shooting performance. We had more confidence in ourselves shooting the ball tonight. We were still getting the same looks. We were just knocking them down."

Dominic James led Marquette (3-0) with 20 points, and freshman Lazar Hayward added 14 points off the bench, as the Golden Eagles advanced to play Texas Tech in the CBE Classic semifinals in Kansas City.

James had five assists and four of Marquette's 17 steals. Marquette scored 34 points off turnovers — and tallied 27 fast-break points to Detroit's none.

The Titans (1-1) had 27 turnovers en route to their worst defeat since 1980. Detroit has lost games by 43 points three times, the last time a 98-55 loss to Iowa on Dec. 1, 1980.

"A lot of things we get in transition are created from our defense," James said. "We did a great job getting into the open floor. It opened it up for us offensively."

Ryvon Covile led Detroit with 15 points and 12 rebounds.

Detroit never led and trailed 46-22 at halftime, as Marquette raced to an early 18-8 lead and finished the first half on a 10-0 run. The Golden Eagles shot 59.3 percent in the first half and 55.2 percent for the game, including 10-of-19 from three-point range. Detroit got no closer than 19 points in the second half.



16/17 Marquette 87, Detroit 45

Detroit	FG	3P	FT	O-D-REB	PF	TP	A	TO	B	S	MIN
Hayes f	2-2	0-0	0-0	0-3-3	4	4	1	2	0	0	25
Covile c	6-16	0-0	3-3	4-8-12	4	15	1	2	3	1	33
Abdur-Rahim g	1-2	0-0	0-0	1-0-1	1	2	0	1	0	0	12
Cotton g	3-7	1-1	4-9	1-0-1	1	11	1	4	0	1	34
Goode g	1-2	1-2	1-2	1-1-2	1	4	1	3	0	0	21
Bell	1-4	0-2	0-0	0-0-0	2	2	2	3	0	0	13
Hartfield	0-0	0-0	0-0	0-0-0	0	0	0	0	0	0	1
Everingham	1-2	1-2	0-0	0-4-4	2	3	0	0	1	0	9
Jokic	0-4	0-3	0-1	1-0-1	3	0	1	6	0	2	16
Stephens	1-3	0-0	0-0	0-0-0	0	2	1	2	0	0	9
Payne	0-1	0-0	0-0	1-0-1	1	0	0	4	0	0	11
Sample	0-0	0-0	0-0	0-0-0	0	0	0	1	0	0	4
Washington	1-1	0-0	0-1	1-0-1	1	2	0	0	0	1	12
Team	1-3-4										
Totals	17-44	3-10	8-16	11-19	20	45	8	27	5	5	199
	38.6	30.0	50.0	30							

Marquette	FG	3P	FT	O-D-REB	PF	TP	A	TO	B	S	MIN
Barro f	2-3	0-0	4-4	1-5-6	3	8	1	1	3	1	30
Lott f	1-4	0-0	1-2	2-0-2	4	3	0	1	0	1	18
James g	8-15	2-5	2-4	0-2-2	1	20	5	0	0	4	29
McNeal g	3-8	1-3	0-1	0-2-2	3	7	7	3	2	3	27
Matthews g	6-9	3-4	0-0	2-6-8	1	15	1	0	0	1	24
Fitzgerald	1-1	0-0	0-0	1-0-1	2	2	1	1	0	1	12
Cubillan	3-5	2-3	2-2	0-0-0	2	10	2	2	0	0	20
Burke	0-0	0-0	0-0	0-0-0	0	0	0	0	2	0	4
Blackledge	3-4	0-0	0-0	1-1-2	1	6	0	1	1	2	14
Hayward	5-8	2-4	2-2	1-2-3	1	14	0	1	0	4	17
Kinsella	0-0	0-0	0-0	0-1-1	0	0	0	0	0	0	3
Brice	0-1	0-0	0-0	0-0-0	1	0	0	1	0	0	1
Kuphall	0-0	0-0	2-2	0-1-1	0	2	0	0	0	0	1
Team	1-1-2										
Totals	32-58	10-19	13-17								

16/17 Marquette 95, Eastern Michigan 62

Game 4 • November 18, 2006
Bradley Center • Milwaukee

MILWAUKEE (AP) — Marquette overwhelmed Eastern Michigan with another impressive display of long-distance shooting.

Dominic James scored 17 points and the 16th-ranked Golden Eagles made 13 of 27 three-pointers in a 95-62 win Saturday.

Wesley Matthews added 15 points and James also had six assists for Marquette (4-0), which went 10-for-19 from beyond the arc in an 87-45 victory over Detroit on Tuesday.

"We moved the ball well," Marquette coach Tom Crean said. "A lot of guys were in the action and a lot of guys did good things."


Devon Dumes led Eastern Michigan with 16 points. Marquette, which missed its first eight three-point attempts, closed the first half by hitting 5-of-6 from behind the arc to build a 44-32 lead.

The Golden Eagles, who didn't score until Jerel McNeal's baseline drive and dunk with 15:44 left in the first half, put together a 7-0 run to erase an early four-point deficit. James fed Matthews for a dunk and Ousmane Barro for a layup during the surge.

Eastern Michigan (1-3) closed to 16-15, but Marquette responded with an 11-0 spurt.

Marquette forced 26 Eastern Michigan turnovers, which translated into 32 points. The Golden Eagles finished with 11 blocked shots and 14 steals.

"That's been the focus for us," McNeal said of the team's defense. "Coach said we have to get up and pressure guys and try to force turnovers."



16/17 Marquette 95, Eastern Michigan 62

Eastern Mich.	FG	3P	FT	O-D-REB	PF	TP	A	TO	B	S	MIN
Banjamin	f 0-0	0-0	0-0	0-2-2	0	0	3	1	0	1	19
Bowdry	f 3-12	1-1	0-1	4-4-8	3	7	0	3	0	0	29
Dodd	c 1-6	0-0	1-3	2-1-3	1	3	1	1	6	0	19
Medlock	g 3-7	1-2	1-2	0-4-4	0	8	1	8	0	3	25
Bunkley	g 2-10	0-5	3-3	1-2-3	2	7	1	1	0	2	26
Dumes	g 6-12	4-7	0-0	2-1-3	4	16	1	5	0	1	18
Ford	0 0-0	0-0	0-0	0-0-0	0	0	0	0	0	3	
Freer	1-3	0-1	1-1	0-2-2	2	3	1	2	0	0	9
Axon	3-5	2-3	0-0	0-1-1	2	8	2	2	0	0	19
Cashen	0-3	0-1	3-4	3-3-6	4	3	0	0	1	2	22
Gay	0-1	0-1	3-4	0-0-0	2	3	0	3	0	0	5
Knaub	1-1	0-0	2-2	0-0-0	2	4	0	0	0	0	6
Team				3-4-7							
Totals	20-60	8-21	14-20	15-24	22	62	10	26	7	9	200
	33.3	38.1	75.0	39							
Marquette	FG	3P	FT	O-D-REB	PF	TP	A	TO	B	S	MIN
Barro	f 1-2	0-0	2-2	0-4-4	3	4	0	1	3	0	17
Lott	f 1-3	0-0	2-2	1-2-3	1	4	1	1	2	3	17
James	g 6-11	3-6	2-4	1-1-2	3	17	6	4	0	3	25
McNeal	g 2-9	1-4	4-6	1-7-8	3	9	3	4	2	3	28
Matthews	g 5-8	2-4	3-3	0-2-2	1	15	3	2	1	2	28
Fitzgerald	4-9	2-5	2-2	1-2-3	1	12	0	1	0	2	24
Cubillan	3-4	3-4	1-2	0-1-1	1	10	5	1	0	0	16
Burke	1-2	0-0	1-3	2-0-2	3	3	0	0	1	0	12
Blackledge	4-8	0-0	1-1	3-4-7	1	8	2	0	0	0	13
Hayward	5-12	2-4	1-2	4-4-8	0	13	1	1	2	1	14
Brice	0-1	0-0	0-0	0-0-0	0	0	0	0	0	0	1
Kuphall	0-0	0-0	0-0	0-0-0	1	0	1	1	0	0	5
Team				4-2-6							
Totals	32-69	13-27	18-27	17-29	18	95	22	16	11	14	200
	46.4	48.1	66.7	46							

Officials: Tim Higgins, J.D. Collins, William Laubenstein
Attendance: 12,978

Score by Periods	1st	2nd	Total
Eastern Michigan	32	30	62
Marquette	44	51	95

13/17 Marquette 87, Texas Tech 72

Game 5 • November 20, 2006
CBE Classic • Municipal Auditorium • Kansas City, Mo.

KANSAS CITY, Mo. (AP) — No. 13 Marquette put on a transition clinic in the first half Monday night, taking advantage of Texas Tech's early turnover problems on its way to an 87-72 victory in the semifinals of CBE Classic.

Wesley Matthews scored 20 points and Jerel McNeal matched his career high with 19 for the Golden Eagles, who kept Texas Tech coach Bob Knight at 873 victories.

He remained three short of tying Adolph Rupp for second place on the career list and seven shy of breaking Dean Smith's record of 879. "I think our main problem tonight was that we ran into a better team than us," Knight said. "They showed it from the beginning. They jumped all over us."

Smith attended Monday night's game, one day after Knight watched Smith's induction into the first class of the National Collegiate Basketball Hall of Fame.

The Golden Eagles (5-0) forced 18 turnovers, converting them into 27 points, and got 22 points on fast breaks.

"That's the kind of game we play," Matthews said. "We practice it. We drill it. That's when we're at our best, getting a rebound or a turnover and running."

Marquette will face No. 9 Duke in Tuesday night's championship game. The Blue Devils beat Air Force 71-56 in an earlier semifinal. The Red Raiders (4-1) will play the Falcons for third place, also on Tuesday.

Dominic James had 16 points and David Cubillan added 11 for Marquette, which got seven assists from McNeal and six from Matthews.



13/17 Marquette 87, Texas Tech 72

Marquette	FG	3P	FT	O-D-REB	PF	TP	A	TO	B	S	MIN
Barro	f 3-4	0-0	1-2	3-4-7	3	7	0	1	0	0	26
Lott	f 0-0	0-0	0-0	1-1-2	0	0	0	1	1	2	11
James	g 7-15	1-6	1-4	1-0-1	3	16	1	4	0	0	32
McNeal	g 7-14	2-7	3-3	1-6-7	4	19	7	4	0	3	22
Matthews	g 7-11	1-2	5-8	0-4-4	1	20	6	5	0	3	33
Fitzgerald	2-3	1-2	0-0	2-1-3	3	5	1	0	0	1	13
Cubillan	4-6	3-5	0-0	1-4-5	2	11	1	1	0	1	28
Burke	2-2	0-0	0-0	2-1-3	2	4	2	0	1	0	14
Blackledge	1-1	0-0	0-0	1-0-1	0	2	0	0	0	0	3
Hayward	1-6	0-4	1-2	1-5-6	3	3	0	3	0	1	18
Totals	34-62	8-26	11-19	13-26	21	87	18	19	2	11	200
	54.8	30.8	57.9	39							
Texas Tech	FG	3P	FT	O-D-REB	PF	TP	A	TO	B	S	MIN
Plefka	f 2-2	2-2	0-0	0-3-3	1	6	1	2	0	0	11
Rizvic	c 2-9	0-0	3-4	2-1-3	2	7	0	3	0	1	21
Zeno	g 1-2	0-0	0-1	0-0-0	2	2	1	2	0	0	12
Jackson	g 4-11	2-3	4-5	1-5-6	1	14	2	1	0	3	31
Burgess	g 1-5	1-1	5-6	1-0-1	3	8	1	2	0	2	18
Valentine	g 7-11	3-7	0-0	0-1-1	3	17	3	0	0	2	23
Mitchell	1-1	0-0	0-0	0-1-1	1	2	0	1	0	0	8
White	1-2	0-0	1-4	1-3-4	3	3	2	2	0	1	19
Voskuil	1-1	0-0	0-0	1-1-2	0	2	1	0	0	1	12
Prince	1-2	0-0	0-0	0-0-0	2	2	1	1	0	1	7
Ogden	0-1	0-1	0-0	0-1-1	0	0	1	0	0	0	10
Suljagic	1-2	0-1	3-6	1-2-3	3	5	0	0	0	0	16
Dora	2-3	0-1	0-0	0-0-0	0	4	1	1	0	0	12
Team				1-2-3							
Totals	24-52	8-16	16-26	8-20	21	72	14	18	0	11	200
	46.2	50.0	61.5	28							

Officials: Reggie Greenwood, Tim Nestor, Mike Eades
Attendance: 7,063

Score by Periods	1st	2nd	Total
Marquette	46	41	87
Texas Tech	31	41	72

13/17 Marquette 73, 9/8 Duke 62

Game 6 • November 21, 2006
CBE Classic • Municipal Auditorium • Kansas City, Mo.

KANSAS CITY, Mo. (AP) — Tom Crean has guided Marquette to consecutive wins over teams coached by Bob Knight and Mike Krzyzewski the past two nights.

Think the Golden Eagles — and their coach — belong among college basketball's elite?

Dominic James scored a season-high 25 points and led a late surge to help No. 13 Marquette beat No. 9 Duke 73-62 on Tuesday night in the championship game of the CBE Classic.

The Golden Eagles turned 19 Duke turnovers into 25 points, one night after scoring 27 points off turnovers in an 87-72 victory over Texas Tech.

"Beating Bobby Knight and Mike Krzyzewski — to win validates our hard work," said Crean, who has averaged 20 wins in seven seasons at Marquette, including a Final Four berth in 2003. "To play against great coaches and great programs, to cut down the nets and be able to raise this championship banner at our arena will bring memories that will last forever."

They probably wouldn't have been possible if not for James, Marquette's gritty sophomore guard.

With the game tied at 56 and 6:23 to go, he scored 10 points in a span of less than 2 1/2 minutes. James was fouled connecting on a fall-away jumper with 3:57 left, and after he made the free throw Marquette (6-0) led 67-58.

The Blue Devils (4-1) could not mount a rally over the final couple of minutes, giving Crean his seventh win in 18 games against teams ranked in the top 10.



13/17 Marquette 73, 9/8 Duke 62

Duke	FG	3P	FT	O-D-REB	PF	TP	A	TO	B	S	MIN
McRoberts	f 4-16	0-1	7-8	2-6-8	4	15	4	3	2	0	35
Thomas	f 3-4	0-0	3-3	3-4-7	3	9	0	1	0	1	29
Paulus	g 2-4	1-2	2-2	0-0-0	5	7	2	6	0	4	32
Nelson	g 5-12	3-5	0-0	3-2-5	2	13	2	5	0	0	37
Scheyer	g 0-5	0-3	3-3	0-1-1	1	3	1	1	0	0	30
Pocius	0-1	0-1	0-0	0-1-1	2	0	0	2	0	0	6
McClure	3-3	1-1	0-0	2-1-3	0	7	0	0	0	0	13
Henderson	0-5	0-0	0-0	1-0-1	1	0	0	0	0	0	5
Zoubek	3-3	0-0	2-2	0-2-2	1	8	0	1	1	0	13
Team				3-5-8							
Totals	20-53	5-13	17-18	14-22	19	62	9	19	3	5	200
	37.7	38.5	94.4	36							
Marquette	FG	3P	FT	O-D-REB	PF	TP	A	TO	B	S	MIN
Barro	f 4-5	0-0	0-0	1-4-5	2	8	0	1	1	1	32
Lott	f 0-1	0-0	0-0	0-0-0	4	0	0	0	1	0	6
James	g 9-15	2-4	5-6	1-2-3	0	25	7	1	0	1	34
McNeal	g 7-17	2-4	3-6	4-2-6	2	17	2	4	0	6	37
Matthews	g 2-9	1-2	3-4	2-2-4	2	8	0	1	0	1	30
Fitzgerald	3-7	1-3	1-3	3-2-5	2	8	0	0	0	1	22
Cubillan	1-3	1-3	2-3	0-1-1	2	5	0	1	0	0	19
Burke	0-0	0-0	0-0	0-2-3	3	0	0	0	0	0	8
Blackledge	0-0	0-0	0-0	0-0-0	0	0	0	0	0	0	2
Hayward	1-2	0-1	0-0	1-1-2	1	2	0	1	0	0	10
Team				2-2-4							
Totals	27-59	5-15	14-22	14-18	18	73	9	9	2	10	200
	45.8	33.3	63.6	32							

Officials: Reggie Greenwood, Tim Nestor, Mike Eades
Attendance: 8,381

8/9 Marquette 65, Valparaiso 62

Game 7 • November 27, 2006
Athletics-Recreation Center • Valparaiso, Ind.

VALPARAISO, Ind. (AP) — Dominic James is making a habit of taking over late in the game for Marquette.

James scored Marquette's final 18 points, including a pair of three-pointers in the final minute — one with 3 seconds left — to allow the Golden Eagles to escape with a 65-62 victory and keep the Crusaders from capturing their biggest victory since Bryce Drew hit the game-winning shot against Mississippi en route to advancing to the round of 16 in the NCAA tournament in 1998.

After Valparaiso's Brandon McPherson tied the game at 59 on a 3-pointer with 21 seconds left, Marquette (7-0) called timeout with 13 seconds left. Marquette coach Tom Crean called two plays, both of which called for James to try to get the shot.

"Pretty much in those situations if we don't want him to take the ball then I should take him out. Because he's going to shoot the ball," Crean said.

Valparaiso (3-2) knew that. It simply couldn't stop him. "We changed defenses again and were trying to get James with two people on him. He hit a deep shot. He earned that shot. What I was hoping he would do is try to make him make a pass and we were ready to gamble if he did that," said Valparaiso coach Homer Drew, father of Bryce Drew.

James then hit the game-winner from the top of the key to finish with 22 points.

"He got a great shot off," Crean said. "I'll never forget it. I had a great line where I was kneeling. He stepped up and made a great play. That's what great players do to become outstanding players. He's moving and he's on his way."



AP Photo

8/9 Marquette 65, Valparaiso 62

Marquette	FG	3P	FT	O-D-REB	PF	TP	A	TO	B	S	MIN
Barro	f 4-6	0-0	2-2	6-7-13	1	10	0	1	0	0	30
Lott	f 0-1	0-0	0-0	0-0-0	1	0	1	2	1	1	17
James	g 4-12	3-9	11-13	0-0-0	2	22	3	2	0	1	26
McNeal	g 3-8	1-4	3-4	1-2-3	4	10	1	3	0	1	27
Matthews	g 5-8	1-4	0-0	2-2-4	2	11	0	4	0	1	31
Fitzgerald	0-1	0-1	0-0	1-6-7	3	0	1	0	0	0	20
Cubillan	1-3	1-3	1-2	0-2-2	0	4	1	1	0	1	23
Burke	0-0	0-0	0-0	0-0-0	4	0	0	1	0	1	7
Blackledge	0-1	0-0	0-0	0-0-0	0	0	0	1	0	0	4
Hayward	4-7	0-1	0-1	0-1-1	3	8	0	1	0	0	15
Team	0-1			0-1-1							
Totals	21-47	6-22	17-22	10-21	20	65	7	16	1	6	200
	44.7	27.3	77.3	31							

Valparaiso	FG	3P	FT	O-D-REB	PF	TP	A	TO	B	S	MIN
Igbavboa	f 2-6	0-1	0-0	0-4-4	5	4	0	3	0	0	24
Huff	f 7-13	4-7	4-4	1-1-2	3	22	0	2	0	1	37
Mbaye	c 2-6	0-1	0-0	3-4-7	2	4	2	4	0	0	30
McPherson	g 3-5	1-1	0-2	0-2-2	4	7	9	3	0	3	34
Diebler	g 3-4	3-4	0-0	1-1-2	2	9	1	2	0	0	37
MacLeod	0-1	0-0	0-0	0-0-0	0	0	0	1	0	0	3
Haanpaa	1-5	1-4	2-4	2-2-4	0	5	0	1	0	0	16
Loyd	4-6	3-4	0-1	0-1-1	4	11	4	1	0	2	17
Skoglund	0-1	0-1	0-0	0-0-0	0	0	0	0	0	0	2
Team	0-3-3										
Totals	22-47	12-23	6-11	7-18	20	62	16	17	0	6	200
	46.8	52.2	54.5	25							

Officials: Bob Donato, Ray Berone, Jim Burr
Attendance: 5,036

Score by Periods	1st	2nd	Total
Marquette	31	34	65
Valparaiso	24	38	62

8/9 Marquette 83, Northwestern State 67

Game 8 • December 1, 2006
Pepsi Blue & Gold Classic • Bradley Center • Milwaukee

MILWAUKEE (AP) — Ousmane Barro had a career-high 21 points and tied a personal best with 13 rebounds to help No. 8 Marquette to an 83-67 victory over Northwestern State in the Blue & Gold Classic on Friday night.

"His confidence is growing, he loves to study (the game) and there's rarely a time he's not the first one in the gym," Marquette coach Tom Crean said. "He sees himself as a producer, not just as a player."

Barro shot 10-for-13 from the floor and was strong in the post as Marquette outscored Northwestern State in the paint 54 to 18.

"When Ousmane plays that way, his energy goes throughout the whole team," Dominic James said. "Having that threat down low, that's just going to open it up for us guards."

The Golden Eagles also had 33 fast-break points to the Demons' 17.

"We've been getting him (Barro) the ball in positions where he can do something with it," Wes Matthews said. "He's playing with a little chip on his shoulder."

James scored 13 of his 19 points in the second half and Matthews finished with 14 points and eight rebounds for Marquette (8-0), which will play North Dakota State in the championship game of the four-team tournament Saturday.

James had six assists and Barro also blocked three shots and had one steal.

Marquette held a 56-28 advantage on the boards and limited the Demons to 10 on the offensive end.



8/9 Marquette 83, Northwestern State 67

Northwestern St.	FG	3P	FT	O-D-REB	PF	TP	A	TO	B	S	MIN
Spencer	f 3-10	0-0	0-0	1-1-2	3	6	1	0	3	0	24
Thomas	f 0-2	0-1	0-0	0-0-0	2	0	0	2	0	0	8
Rogers	g 3-10	1-2	2-2	1-6-7	1	9	3	4	0	2	31
Jones	g 2-9	0-1	2-5	0-2-2	2	6	6	3	0	2	27
Bargeman	g 7-13	2-4	1-2	3-3-6	1	17	2	1	0	2	31
Bell	0-0	0-0	0-0	0-0-0	2	0	0	2	0	0	5
Gilder	3-5	1-2	6-6	1-0-1	3	13	3	1	0	1	24
Stevenson	0-0	0-0	0-0	0-0-0	1	0	0	0	0	0	2
McConathy	0-0	0-0	2-4	0-0-0	0	2	1	1	0	0	4
Woods	3-6	2-4	0-0	1-0-1	1	8	0	2	0	0	12
Hancock	0-1	0-1	0-0	0-1-1	1	0	0	0	0	0	5
Jones	0-0	0-0	2-2	0-1-1	0	2	0	0	0	1	1
Porterie	0-0	0-0	0-0	0-0-0	0	0	0	0	0	0	1
Moody	2-2	0-0	0-0	1-2-3	1	4	0	2	1	0	16
Ross	0-1	0-0	0-0	0-0-0	2	0	0	1	0	0	9
Team	1-1-2										
Totals	23-59	6-15	15-21	9-17	20	67	16	19	4	8	200
	39.0	40.0	71.4	29							

Marquette	FG	3P	FT	O-D-REB	PF	TP	A	TO	B	S	MIN
Barro	f 10-13	0-0	1-3	5-8-13	2	21	1	5	3	1	34
Lott	f 1-3	0-0	0-0	0-1-1	3	2	0	2	0	0	13
James	g 7-12	0-3	5-7	1-4-5	2	19	6	1	0	2	31
McNeal	g 5-15	1-2	2-2	3-2-5	4	13	2	4	0	3	25
Matthews	g 5-11	0-3	4-5	1-7-8	0	14	5	4	0	2	32
Fitzgerald	1-2	1-2	1-2	2-4-6	3	4	1	3	0	0	19
Cubillan	1-5	1-4	0-0	1-1-2	2	3	4	1	0	3	22
Burke	0-0	0-0	0-0	1-0-1	1	0	0	2	0	0	6
Blackledge	1-4	0-0	1-2	3-2-5	1	3	1	1	1	1	7
Hayward	2-3	0-1	0-0	0-1-1	3	4	0	0	0	0	11
Team	4-2-6										
Totals	33-68	3-15	14-21	21-32	21	83	20	23	4	12	200
	48.5	20.0	66.7	53							

Officials: Reggie Greenwood, Gary Prager, Pat Driscoll
Attendance: 13,019

Score by Periods	1st	2nd	Total
Northwestern State	32	35	67
Marquette	36	47	83

North Dakota State 64, 8/9 Marquette 60

Game 9 • December 2, 2006
Pepsi Blue & Gold Classic • Bradley Center • Milwaukee

MILWAUKEE (AP) — Andre Smith scored 26 points to lead North Dakota State to a 64-60 victory over No. 8 Marquette in the championship of the Blue and Gold Classic on Saturday night.

Smith, who had 18 points in the second half, shot 11-for-18 from the field and had six rebounds, three assists and three steals.

Mike Nelson, the tournament's most valuable player, added 19 points for the Bison (5-2), who shot 51.9 percent (14-27) in the second half.

Jerel McNeal had 16 points and seven steals for the Golden Eagles (8-1), who were upset 71-64 by Winthrop in last year's championship game, snapping their 13-0 run in Blue and Gold Classic play under coach Tom Crean.

"All in all, we got beat by the better team tonight, no doubt," said Crean, whose team never led after a 3-2 advantage. "They beat us fair and square in every facet of the game."

The Bison (5-2), who moved to Division I in 2004-05, won their fourth straight game by making 6-of-8 from the free-throw line in the final 44 seconds.

Dan Fitzgerald made a 3-pointer to cut the North Dakota State lead to 60-57 with 32.6 seconds left, but Marquette couldn't get any closer. Smith made two free throws to increase the lead to five with 30 seconds left.

Marquette missed consecutive 3-pointers before Brett Winkelman made two foul shots for a 64-57 lead with 9 seconds left. The Golden Eagles forced 25 turnovers but shot just 35.8 percent. They also committed 17 turnovers.



AP Photo

North Dakota State 64, 8/9 Marquette 60

North Dakota St.	FG	3P	FT	O-D-REB	PF	TP	A	TO	B	S	MIN
Winkelman	f 3-10	0-1	2-2	4-6-10	1	8	1	6	0	1	36
Smith	f 11-18	0-0	4-6	3-3-6	3	26	3	5	2	3	37
Moormann	c 1-3	0-0	0-0	1-2-3	3	2	1	2	3	2	28
Woodside	g 3-9	0-1	0-1	0-7-7	2	6	4	7	0	2	40
Nelson	g 6-11	4-6	3-4	1-4-5	4	19	4	4	0	0	37
Riley	1-1	0-0	1-2	1-1-2	3	3	0	0	0	0	13
Pennick	0-0	0-0	0-0	0-1-1	2	0	0	1	0	0	9
Team	2-1-3										
Totals	25-52	4-8	10-15	12-25	18	64	10	25	5	8	201
	48.1	50.0	66.7	37							

Marquette	FG	3P	FT	O-D-REB	PF	TP	A	TO	B	S	MIN
Barro	f 2-5	0-0	1-2	3-3-6	1	5	0	3	2	0	24
Lott	f 1-3	0-0	0-2	1-2-3	1	2	0	0	0	0	14
James	g 3-11	1-5	1-2	0-2-2	2	8	6	3	1	2	27
McNeal	g 8-17	0-3	0-1	1-0-1	3	16	1	5	0	7	32
Matthews	g 3-11	0-3	3-4	6-3-9	1	9	3	3	0	3	34
Fitzgerald	2-7	1-4	1-1	3-3-6	4	6	0	0	0	0	14
Cubillan	3-4	2-3	0-0	0-1-1	2	8	3	1	0	0	15
Burke	0-1	0-0	0-0	1-2-3	0	0	0	0	0	0	11
Blackledge	0-0	0-0	0-0	0-0-0	1	0	0	1	2	0	11
Hayward	2-8	0-2	2-2	2-2-4	2	6	0	1	0	0	18
Team	1-0-1										
Totals	24-67	4-20	8-14	18-18	17	60	14	17	5	12	200
	35.8	20.0	57.1	36							

Officials: Jeff Clark, Michael Stephens, John Gaffney
Attendance: 15,348

Score by Periods	1st	2nd	Total
North Dakota State	28	36	64
Marquette	24	36	60

17/20 Marquette 65, Delaware State 48

Game 10 • December 5, 2006

Bradley Center • Milwaukee

MILWAUKEE (AP) — With a big game against an in-state rival coming up, Marquette coach Tom Crean wanted to see his team bounce back strong from a loss to an unranked team.

He got it, but he had to wait until well into the second half. Jerel McNeal scored 16 points to help the No. 17 Golden Eagles beat Delaware State 65-48 on Tuesday night.

Crean said the Hornets' disciplined style — maintained despite a meat-grinder schedule that has them on the road for the better part of two months — provided a good test for his team.

"Obviously, for money purposes, they play a lot of guarantee games," Crean said. "But they've played some outstanding games and we felt this was a really good win."

Four Marquette starters scored in double digits as the Golden Eagles bounced back from their loss to unranked North Dakota State at home on Saturday, but it wasn't easy. Delaware State hung close well into the second half as Marquette struggled to score.

"You can't really look ahead playing against anybody," McNeal said. "You can't underestimate anybody. We learned that on Saturday."

It was the 150th career victory for Crean, in his eighth season at Marquette. The Golden Eagles face No. 11 Wisconsin in Milwaukee on Saturday.

"We got a lot of contributions from a lot of different people," Crean said. "And certainly, there's always room to improve."



AP Photo

17/20 Marquette 65, Delaware State 48

Delaware State	FG	3P	FT	O-D-REB	PF	TP	A	TO	B	S	MIN
Fleetwood f	0-2	0-0	0-0	0-0-0	2	0	0	1	0	0	9
Roundtree f	1-2	0-0	0-0	1-2-3	1	2	1	1	0	2	33
Bright f	7-16	2-8	0-2	2-5-7	2	16	1	0	1	0	38
Shiine g	4-9	1-3	3-4	0-2-2	0	12	6	3	0	1	34
Bluntt g	2-11	2-7	6-7	5-2-7	2	12	3	2	0	2	29
Bush g	2-4	0-0	0-0	2-3-5	4	4	0	2	1	1	22
Mosley g	0-1	0-0	0-0	0-0-0	1	0	0	1	0	0	14
D'Agostino g	0-0	0-0	0-0	0-0-0	0	0	0	0	0	0	1
Bell g	0-1	0-1	0-0	0-1-1	1	0	1	1	0	0	5
Neal g	0-0	0-0	2-2	1-0-1	0	2	0	1	0	0	10
Pejchar g	0-0	0-0	0-0	0-0-0	2	0	0	1	0	0	2
Beverly Team	0-0	0-0	0-0	0-1-1	1	0	0	1	0	0	3
Totals	16-46	5-21	11-15	14-17	16	48	12	17	2	6	200
	34.8	23.8	73.3	31							

Marquette	FG	3P	FT	O-D-REB	PF	TP	A	TO	B	S	MIN
Fitzgerald f	5-7	3-5	0-0	3-4-7	2	13	1	1	0	0	26
Barro f	2-4	0-0	1-2	0-0-0	2	5	1	1	0	1	20
James g	5-7	2-2	1-4	0-1-1	2	13	4	1	0	33	
McNeal g	5-11	1-2	5-6	1-2-3	2	16	4	3	0	4	34
Matthews g	5-11	2-4	3-5	1-3-4	1	15	5	1	0	3	30
Cubillan g	1-2	1-1	0-0	0-0-0	0	3	4	0	0	2	19
Burke g	0-0	0-0	0-2	0-2-2	2	0	0	0	0	0	8
Blackledge g	0-1	0-0	0-0	1-0-1	0	0	0	0	0	0	4
Hayward g	0-1	0-0	0-0	1-1-2	3	0	0	2	0	0	12
Lott g	0-2	0-0	0-0	1-1-2	0	0	0	0	1	1	14
Team				3-3-6							1
Totals	23-46	9-14	10-19	11-17	14	65	16	13	2	11	200
	50.0	64.3	52.6	28							

Officials: Brian Kersey, J.D. Collins, William Bush
Attendance: 13,056

Score by Periods	1st	2nd	Total
Delaware State	24	24	48
Marquette	32	33	65

11/12 Wisconsin 70, 17/20 Marquette 66

Game 11 • December 9, 2006

Bradley Center • Milwaukee

MILWAUKEE (AP) — Alando Tucker scored a season-high 28 points, helping No. 11 Wisconsin stave off a late rally to beat No. 17 Marquette 70-66 on Saturday.

It was Tucker's fifth and — barring an NCAA tournament matchup — final game against Marquette, and he made it count.

"He was on," Golden Eagles guard Wesley Matthews said. "He was feeling it, and he had his way."

It seemed like every time Marquette tried to make a run, Wisconsin turned to Tucker.

The Badgers led by 10 points with 3:55 remaining, but Jerel McNeal cut the lead to four with a steal and slam dunk. Tucker answered with a baseline move for a layup that put Wisconsin ahead 64-58 with 1:21 remaining.

Tucker, a fifth-year senior who played against Marquette before taking a medical redshirt in 2003-04, said he wanted to stay aggressive instead of trying to hold the ball and run out the clock.

"I was attacking the basket and was able to find some openings and finish," Tucker said.

The Badgers then fouled Dominic James on a 3-point attempt, but the Golden Eagles star guard hit only one free throw. Tucker made a driving layup on the other end to put Wisconsin ahead 66-59 with 57 seconds remaining.

"That's what we want to do, keep feeding the hot hand," Badgers guard Kamron Taylor said. "Tucker was hot, and he carried us."

McNeal made a layup with 51 seconds left, but Michael Flowers of the Badgers hit two free throws.



AP Photo

11/12 Wisconsin 70, 17/20 Marquette 66

Wisconsin	FG	3P	FT	O-D-REB	PF	TP	A	TO	B	S	MIN
Chappell f	2-5	0-0	0-0	2-0-2	1	4	0	3	0	0	11
Tucker f	13-22	0-2	2-3	0-5-5	1	28	2	4	0	0	36
Butch c	1-4	0-1	0-0	1-2-3	2	2	0	3	0	0	14
Flowers g	1-4	1-2	2-5	2-4-6	4	5	3	1	0	0	29
Taylor g	5-8	2-3	1-3	0-3-3	2	13	4	1	0	1	35
Landry g	5-8	0-1	1-2	1-3-4	3	11	2	1	4	1	20
Hughes g	0-2	0-0	2-2	0-5-5	2	2	2	3	0	3	18
Stiemsma g	0-0	0-0	0-0	0-1-1	2	0	1	2	2	0	6
Gullickson g	0-0	0-0	0-0	0-0-0	1	0	0	1	0	0	1
Krabbenhoft Team	2-4	0-0	1-3	2-5-7	1	5	3	2	0	2	30
Totals	29-57	3-9	9-18	10-30	19	70	17	22	6	7	200
	50.9	33.3	50.0	40							

Marquette	FG	3P	FT	O-D-REB	PF	TP	A	TO	B	S	MIN
Fitzgerald f	1-3	0-1	0-0	0-2-2	2	2	1	1	0	0	21
Barro f	2-4	0-0	1-2	1-3-4	4	5	0	4	0	0	20
James g	7-19	2-7	3-6	1-3-4	2	19	1	2	0	2	37
McNeal g	6-11	0-1	4-6	2-3-5	5	16	4	4	2	1	32
Matthews g	3-11	0-3	3-3	1-3-4	5	9	1	3	0	3	34
Cubillan g	1-5	1-2	0-0	1-1-2	1	3	1	0	0	1	18
Burke g	0-0	0-0	0-0	0-0-0	0	0	0	0	0	1	7
Hayward g	5-12	0-4	0-0	5-3-8	2	10	0	1	0	1	21
Lott g	1-1	0-0	0-1	1-1-2	2	2	0	1	3	0	10
Team				1-2-3							
Totals	26-66	3-18	11-18	13-21	23	66	8	16	5	9	201
	39.4	16.7	61.1	34							

Officials: Tim Higgins, Ted Hillary, Ed Hightower
Attendance: 19,020

Score by Periods	1st	2nd	Total
Wisconsin	28	42	70
Marquette	25	41	66

20/22 Marquette 68, Md.-Baltimore Co. 46

Game 12 • December 16, 2006

Bradley Center • Milwaukee

MILWAUKEE (AP) — Marquette coach Tom Crean thinks his Golden Eagles are on the verge of playing some great basketball.

"The first half was one of our best defensive efforts of the entire year. I think our offense has continued to improve," Crean said Saturday after No. 20 Marquette beat Md.-Baltimore County 68-46. "I think we're on the cusp of playing really good basketball."

The Golden Eagles (10-2) dominated the Retrievers (4-7) one week after a bitter 70-66 loss to their in-state rival, No. 7 Wisconsin.

Dominic James, who led Marquette with 17 points and six assists, said the win was a team victory.

"We just got back to basics. We have to play together and have to be unselfish," the sophomore guard said.

Jerel McNeal had 15 points and Lazar Hayward added 13 for the Golden Eagles, who came out hard in an effort to wipe away the loss to Wisconsin.

"First half, they came out fired up," Maryland-Baltimore County coach Randy Monroe said. "They made a big run and we didn't know how to respond."

Thomas Young scored 17 points and Chris Pugh added 15 for the Retrievers, who lost their second straight game and fourth in their last five. They dropped to 0-13 all-time against BIG EAST opponents.

James scored 12 points and McNeal had 10 as the Golden Eagles took a 36-14 halftime lead. The Retrievers were unable to make a dent in that deficit over the final 20 minutes and never got closer than 48-37 on a three-pointer by Pugh.



AP Photo

20/22 Marquette 68, Md.-Baltimore County 46

UMBC	FG	3P	FT	O-D-REB	PF	TP	A	TO	B	S	MIN
Seaborn f	1-4	0-0	0-0	0-1-1	1	2	2	4	0	0	19
Fry f	2-4	0-0	2-3	2-5-7	3	6	1	4	2	1	40
Housman c	1-7	0-0	0-0	3-5-8	5	2	1	3	0	1	34
Pugh g	6-13	1-4	2-2	0-2-2	3	15	0	5	0	0	40
Young g	6-13	2-4	3-5	1-2-3	3	17	2	5	0	1	35
Spadafora Team	2-5	0-1	0-0	0-6-6	3	4	1	1	0	0	32
				2-1-3							
Totals	18-46	3-9	7-10	8-22	18	46	7	22	2	3	200
	39.1	33.3	70.0	30							

Marquette	FG	3P	FT	O-D-REB	PF	TP	A	TO	B	S	MIN
Fitzgerald f	3-4	2-3	0-1	1-5-6	3	8	1	1	0	4	18
Barro f	1-5	0-0	2-2	2-2-4	2	4	0	1	0	1	15
James g	8-16	0-6	1-1	0-2-2	2	17	6	3	0	4	36
McNeal g	5-11	3-5	2-3	2-3-5	4	15	2	1	0	0	25
Matthews g	2-4	0-1	0-2	2-2-4	0	4	1	1	0	0	28
Cubillan g	1-5	1-5	0-2	0-1-1	0	3	2	0	0	1	19
Burke g	0-3	0-0	0-2	1-2-3	1	0	0	1	2	0	17
Blackledge g	2-2	0-0	0-0	2-0-2	2	4	1	1	1	0	12
Hayward g	6-11	0-1	1-4	6-1-7	2	13	0	3	1	1	16
Brice g	0-0	0-0	0-0	0-0-0	0	0	0	0	0	0	0+
Kuphall g	0-0	0-0	0-0	0-0-0	0	0	0	0	0	0	2
Lott g	0-1	0-0	0-1	2-2-4	1	0	0	0	0	1	12
Totals	28-62	6-21	6-18	18-20	17	68	13	12	4	12	200
	45.2	28.6	33.3	38							

Officials: Michael Stephens, Fran Connolly, Wally Rutecki
Attendance: 12,876

Score by Periods	1st	2nd	Total
Md.-Baltimore County	14	32	46
Marquette	36	32	68

19/21 Marquette 80, Oakland 62

Game 13 • December 19, 2006
Bradley Center • Milwaukee

MILWAUKEE (AP) — Dominic James had 20 points and nine assists to lead No. 19 Marquette to an 80-62 victory over Oakland on Tuesday night.

Jerel McNeal added 17 points, six steals, five rebounds and four assists for the Golden Eagles (11-2), who had 27 fast-break points to none for Oakland, and shot a season-best 59.2 percent from the field.

Erik Kangas had 16 points for Oakland (6-8), which shot 31.4 percent and had just six field goals in the second half.

Even James said he was surprised at the fast-break differential.

"I have never seen a deficit like that," he said. "That is one thing we pride ourselves on, getting deflections, getting into the open court and utilizing our speed. That's what we did."

Oakland started strong and led by as many as nine points in the first half, but Marquette held the Golden Grizzlies without a field goal for more than nine minutes during a 16-1 run that was capped by a buzzer-beater by James for a 40-36 halftime lead.

Oakland tied it at 40 less than a minute into the second half, and Marquette dominated from there. The Golden Eagles used a 17-3 run over the next seven minutes to put the game away.

The Golden Grizzlies had just three field goals in a span of 18 1/2 minutes over the first and second halves.

"It started on the defensive end," James said. "I have said this time and time before. We get into our flow on the offensive end when we start picking up our intensity on the 'D.'"



19/21 Marquette 80, Oakland 62

Oakland	FG	3P	FT	O-D-REB	PF	TP	A	TO	B	S	MIN
Nelson	f 1-5	1-3	8-8	1-4-5	5	11	5	5	0	1	28
Severovas	f 1-3	0-0	8-10	3-1-4	5	10	0	2	0	1	19
Hopes	c 2-6	0-0	4-7	2-1-3	5	8	2	2	0	0	23
Jones	g 3-11	1-3	0-0	2-3-5	2	7	3	1	0	0	37
Kangas	g 6-15	4-11	0-0	0-1-1	4	16	0	2	0	3	32
Bieszki	0-0	0-0	0-0	0-0-0	0	0	0	0	0	0	1
MacKenzie	0-1	0-1	0-0	0-1-1	0	0	0	1	0	0	2
Cassie	3-9	2-7	0-0	0-1-1	0	8	0	2	0	2	17
Billings	0-0	0-0	2-2	0-0-0	2	2	0	0	0	0	5
Lawal	0-0	0-0	0-0	2-2-3	3	0	0	0	2	0	9
McCloskey	0-1	0-0	0-0	1-2-3	4	0	1	0	0	0	27
Team				1-0-1							
Totals	16-51	8-25	22-27	12-15	28	62	11	16	2	7	200
	31.4	32.0	81.5	27							

Marquette	FG	3P	FT	O-D-REB	PF	TP	A	TO	B	S	MIN
Barro	f 5-7	0-0	1-4	1-6-7	2	11	1	0	1	0	27
Lott	f 1-2	0-0	0-2	0-2-2	2	2	0	0	1	0	12
James	g 8-14	1-2	3-5	2-4-6	2	20	9	6	0	1	31
McNeal	g 6-9	0-0	5-7	2-3-5	2	17	4	2	0	6	29
Matthews	g 4-7	0-1	2-4	2-2-4	3	10	2	2	0	1	35
Fitzgerald	1-2	1-2	1-1	0-4-4	1	4	0	2	0	1	17
Cubillan	2-3	2-2	2-2	0-2-2	2	8	2	3	1	0	25
Burke	0-1	0-0	0-0	0-0-0	2	0	0	1	0	0	5
Blackledge	0-0	0-0	2-2	0-0-0	0	2	1	0	0	0	3
Hayward	2-4	0-0	2-4	1-1-2	3	6	0	0	0	0	14
Brice	0-0	0-0	0-0	0-0-0	0	0	0	0	0	0	1
Kuphall	0-0	0-0	0-0	0-0-0	0	0	0	0	0	0	1
Team				1-2-3							
Totals	29-49	4-7	18-31	9-26	19	80	19	16	3	9	200
	59.2	57.1	58.1	35							

Officials: Curtis Shaw, Ron Tyburski, Mike Roberts
Attendance: 12,605

Score by Periods	1st	2nd	Total
Oakland	36	26	62
Marquette	40	40	80

19/21 Marquette 77, Morgan State 57

Game 14 • December 22, 2006
Bradley Center • Milwaukee

MILWAUKEE (AP) — Jerel McNeal scored 15 of his career-high 25 points in the decisive first half to lead No. 19 Marquette to a 77-57 victory over Morgan State on Friday night.

The sophomore guard went 8-of-15 from the field and a personal best 7-of-8 from the free throw line.

He matched his career high with seven assists for Marquette (12-2), which never trailed. McNeal went to the bench with 3 minutes to play and Marquette leading 73-53.

Dan Fitzgerald added 11 points for the Golden Eagles.

Reggie Holmes had three 3-pointers and scored 13 points and Ronald Timus and Jamar Smith each had 12 points for the Bears (2-8), who dropped to 0-5 on the road this season, losing by an average margin of 17.4 points.

McNeal's previous career high was 19 points which he reached three times, the last against Texas Tech on Nov. 20.

McNeal had a basket, an assist and a steal as Marquette opened the game with a 10-0 run. Morgan State missed its first seven shots before Boubacar Coly scored to end the Golden Eagles' run.

Marquette scored 14 points off 13 turnovers in the first half. The Bears were unable to handle Marquette's pressure in the second half as well and that led to 14 more points.

McNeal hit a floating jump shot, a 3-pointer and then stole the ball and laid it in for a 34-17 lead with 6:00 left in the half.

Smith's basket capped a 7-2 run that pulled Morgan State within eight points, but Marquette answered with a 15-3 run that pushed the lead to 65-45 with just under 10 minutes left.



19/21 Marquette 77, Morgan State 57

Morgan State	FG	3P	FT	O-D-REB	PF	TP	A	TO	B	S	MIN
Timus	f 3-8	0-0	6-8	1-2-3	0	12	0	3	0	1	38
Coly	f 2-7	0-0	2-4	3-2-5	3	6	0	6	0	2	29
Green	g 2-5	1-1	1-1	1-0-1	2	6	4	2	0	1	25
McLean	g 0-2	0-1	0-0	1-3-4	3	0	1	3	0	0	15
Smith	g 4-12	1-3	3-4	6-2-8	1	12	0	1	0	0	26
Branch	0-0	0-0	0-0	0-0-0	0	0	0	0	0	0	1
Holmes	4-13	3-7	2-2	0-3-3	3	13	0	1	0	0	23
Barnes	1-3	0-1	0-0	0-2-2	1	2	2	2	0	2	22
Aujla	0-0	0-0	0-0	0-0-0	0	0	0	0	0	0	1
Berkley	2-2	0-0	0-0	1-1-2	0	4	0	1	0	0	6
Hightower	0-0	0-0	0-0	0-0-0	0	0	0	0	0	0	1
Gilroy	0-0	0-0	0-0	0-0-0	0	0	0	0	0	0	1
Moore	1-2	0-0	0-0	1-1-2	2	2	0	1	2	0	12
Team				3-3-6							
Totals	19-54	5-13	14-19	17-19	15	57	7	20	2	6	200
	35.2	38.5	73.7	36							

Marquette	FG	3P	FT	O-D-REB	PF	TP	A	TO	B	S	MIN
Fitzgerald	f 4-5	3-4	0-0	0-2-2	2	11	0	0	0	0	21
Barro	f 4-4	0-0	0-0	1-2-3	1	8	0	1	3	0	20
James	g 2-6	1-2	2-2	0-0-0	1	7	3	6	0	2	31
McNeal	g 8-15	2-5	7-8	0-3-3	4	25	7	3	0	4	31
Matthews	g 3-6	0-2	2-2	0-6-6	3	8	6	0	0	0	24
Cubillan	1-2	0-1	0-0	0-0-0	0	2	1	0	0	1	15
Burke	0-0	0-0	0-0	0-1-1	1	0	0	0	0	0	6
Blackledge	3-6	0-2	0-0	2-1-3	1	6	2	0	1	2	20
Hayward	3-7	0-1	2-2	1-5-6	1	8	0	1	0	1	20
Lott	1-2	0-0	0-0	1-1-1	2	2	1	0	0	1	12
Team				2-0-2							
Totals	29-53	6-17	13-16	6-21	16	77	20	11	4	11	200
	54.7	35.3	81.3	27							

Officials: Mike Kitts, Bernard Clinton, Frank Scagiotta
Attendance: 13,207

Score by Periods	1st	2nd	Total
Morgan State	28	29	57
Marquette	39	38	77

18/22 Marquette 69, Savannah State 51

Game 15 • December 30, 2006
Bradley Center • Milwaukee

MILWAUKEE (AP) — Dominic James and Wesley Matthews each scored 22 points to lead No. 18 Marquette (13-2) to a 69-51 win over Savannah State, which tied its second-best start since 1992-93.

Matthews, who established a career high in points, had 12 in the first half, but the Golden Eagles couldn't pull away from the Tigers (6-12), who played without Javon Randolph, their injured leading scorer who is out with a knee injury.

"The way we played in the first half won't suffice for what we need to do," Matthews said. "We have to be able to put together two halves of Marquette basketball."

Marquette, which handed Savannah State its 12th loss in its last 13 games, broke open a close game at the start of the second half. James scored eight points in a 19-6 run as Marquette opened a 51-37 lead.

"Early on they were clogging the paint," said James, who had 15 points in the second half. "I was just trying to penetrate and make plays."

The Tigers made just two of 13 shots from the field during the run and never got closer than 11 points the rest of the game. The Tigers finished at 39.4 percent from the field.

"We scored some points," Savannah State coach Horace Broadnax said. "We get that resistance at 45 points."

Meanwhile, Marquette shot 50 percent, including 58.3 percent in the second half (14-of-24).

Matthews added a season-high nine rebounds and James had six assists for the Golden Eagles, who open their Big East Conference schedule Thursday at Providence.



AP Photo

18/22 Marquette 69, Savannah State 51

Savannah State	FG	3P	FT	O-D-REB	PF	TP	A	TO	B	S	MIN
Obiajuruwa	f 5-15	0-2	1-3	3-5-8	4	11	3	2	0	0	31
Linton	f 0-0	0-0	0-0	0-0-0	3	0	1	0	0	0	25
Flegler	g 6-13	3-9	0-0	0-1-1	2	15	2	3	0	1	27
Hardy	g 2-8	0-2	2-2	0-2-2	1	6	3	1	0	1	29
Coleman	g 2-7	0-1	2-4	4-3-7	2	6	2	2	1	0	22
Edwards	1-1	1-1	0-0	0-2-2	2	3	1	3	0	1	13
Shuler	1-7	0-1	0-0	1-0-1	2	2	1	0	0	4	18
Robinson	0-2	0-1	0-0	3-0-3	2	0	0	0	0	0	3
Bennett	0-3	0-2	0-0	0-0-0	2	0	2	0	0	1	8
Stowers	1-2	0-0	0-0	1-0-1	2	2	0	2	0	0	9
Bohley	3-4	0-0	0-1	1-2-3	3	6	0	1	0	1	15
Team				3-0-3							
Totals	21-62	4-19	5-10	16-15	26	51	15	14	1	9	200
	33.9	21.1	50.0	31							

Marquette	FG	3P	FT	O-D-REB	PF	TP	A	TO	B	S	MIN
Fitzgerald	f 2-4	1-3	2-2	1-4-5	0	7	1	2	1	1	22
Barro	f 4-7	0-0	0-1	0-6-6	2	8	0	3	0	0	27
James	g 6-11	2-5	8-11	0-1-1	2	22	6	0	3	0	35
McNeal	g 1-9	0-1	4-4	1-2-3	3	6	5	6	1	1	27
Matthews	g 7-8	2-2	6-10	3-6-9	2	22	0	2	0	2	29
Cubillan	0-0	0-0	0-0	0-0-0	2	0	2	0	0	0	10
Burke	0-0	0-0	0-0	0-0-0	0	0	0	0	0	0	6
Blackledge	0-0	0-0	0-0	0-3-3	0	0	0	2	0	0	10
Hayward	0-2	0-1	2-4	1-2-3	1	2	1				

Providence 74, 15/21 Marquette 59

Game 16 • January 3, 2007

Dunkin Donuts Center • Providence, R.I.

PROVIDENCE (AP) — Providence coach Tim Welsh saw Jerel McNeal missing from Marquette's lineup and figured he had an answer for the Golden Eagles' speed.

"We can go to another strength, and that's power," Welsh said after the Friars outmuscled No. 15 Marquette for a 74-59 victory on Thursday night in the Big East opener for both teams. "They have three terrific guards. I said, 'Let's flip that and go with three power guys.'"

Herbert Hill had 23 points, nine rebounds and seven blocked shots, and Geoff McDermott had 11 points, 11 assists and nine rebounds for Providence (11-3). Weynmi Efejuku added 18 points and 10 boards as the Friars played their third consecutive game without Sharaud Curry, the team leader in points and assists per game, who was suspended for violating team rules.

"Good teams are built around a lot of good players, not just one," Welsh said, adding that Curry will miss one more game, against Seton Hall on Saturday, and will return on Jan. 13 against Louisville. "He made a mistake. He paid his penalty."

Marquette (13-3) was without McNeal, its No. 2 scorer, who banged heads with Wesley Matthews in practice on Monday.

"He brings a lot of toughness and fierceness to the table ... such a huge part of our toughness package," Coach Tom Crean said. "Providence is a very aggressive, tough-minded team — as is the rest of the Big East. We've got to join that party."

Crean said McNeal would be evaluated daily.

"As Tommy said, 'It's a wild business,'" Welsh said. "They lost a very good player and so did we. I guess it evens out."



AP Photo

Providence 74, 15/21 Marquette 59

Marquette	FG	3P	FT	O-D-REB	PF	TP	A	TO	B	S	MIN
Matthews	f 6-18	1-4	1-2	3-2-5	4	14	1	2	0	2	34
Lott	f 2-3	0-0	0-0	1-2-3	3	4	0	1	1	0	13
Barro	c 2-4	0-0	2-5	3-0-3	4	6	1	2	0	0	29
James	g 3-11	1-8	5-7	0-2-2	3	12	4	1	0	2	37
Cubillan	g 1-7	1-5	0-0	1-1-2	0	3	1	1	0	2	30
Fitzgerald	g 3-8	1-5	1-1	2-3-5	4	8	1	2	0	0	25
Burke	0-0	0-0	0-0	0-0-0	2	0	0	0	0	0	4
Blackledge	0-1	0-0	0-0	0-0-0	0	0	0	0	0	0	0+
Hayward	2-9	0-1	8-8	4-1-5	2	12	0	1	0	1	21
Kinsella	0-0	0-0	0-0	0-1-1	3	0	0	2	1	0	7
Team				3-2-5							
Totals	19-61	4-23	17-23	17-14	25	59	8	12	2	7	200
	31.1	17.4	73.9	31							

Officials: Jamie Luckie, Les Jones, Brian O'Connell
Attendance: 8,954

Score by Periods	1st	2nd	Total
Marquette	28	31	59
Providence	37	37	74

Syracuse 70, 15/21 Marquette 58

Game 17 • January 7, 2007

Bradley Center • Milwaukee

MILWAUKEE (AP) — Eric Devendorf scored a season-high 20 points to help Syracuse upset No. 15 Marquette 70-58 on Sunday night.

It was the first victory in four games against ranked teams this season for the Orange (12-4, 1-1 Big East).

Marquette (13-4, 0-2) has lost its first two conference games for the first time in eight seasons under coach Tom Crean.

Syracuse had only two field goals in the final 9 minutes of the game, but managed to keep pace with the Golden Eagles by going to the free-throw line and holding Marquette's offense in check. The Orange held Golden Eagles guard Dominic James to a season-low six points.

Jerel McNeal led Marquette with 16 in his return to the starting lineup. McNeal sat out Marquette's loss at Providence on Thursday with a concussion after bumping heads with Wesley Matthews during practice Monday.

Syracuse went into a prolonged shooting slump after an acrobatic driving layup by Devendorf gave the Orange a 48-46 lead with 9:05 remaining. They managed to keep pace with an equally troubled Marquette offense by going to the free-throw line.

The Golden Eagles tied the game 55-55 on a 3-pointer by David Cubillan with 4:03 remaining. But Demetris Nichols' 3-pointer broke Syracuse's drought with 2:31 left, putting the Orange up 59-55. They outscored Marquette 11-3 the rest of the way.

In fast-paced game in which both squads occasionally played out of control on offense, each team had 12 turnovers at half-time.



AP Photo

Syracuse 70, 15/21 Marquette 58

Syracuse	FG	3P	FT	O-D-REB	PF	TP	A	TO	B	S	MIN
Roberts	f 3-4	0-0	2-2	1-5-6	4	8	1	2	1	2	31
Nichols	f 5-16	2-7	5-9	3-4-7	2	17	0	5	0	2	38
Watkins	c 4-6	0-0	6-8	6-4-10	4	14	1	1	5	1	35
Rautins	g 0-1	0-0	0-0	0-1-1	0	0	0	1	0	0	7
Wright	g 2-7	0-3	5-10	1-6-7	1	9	7	4	0	2	39
Harris	1-3	0-0	0-0	1-3-4	1	2	0	1	1	0	13
Devendorf	8-17	1-3	3-6	2-2-4	3	20	1	7	2	3	37
Team				4-1-5							
Totals	23-54	3-14	21-35	18-26	15	70	11	20	9	11	200
	42.6	21.4	60.0	44							

Officials: Jim Burr, Tom Lopes, Michael Stephens
Attendance: 18,458

Score by Periods	1st	2nd	Total
Syracuse	28	42	70
Marquette	29	29	58

Marquette 73, 24/22 Connecticut 69

Game 18 • January 10, 2007

Gampel Pavilion • Storrs, Conn.

STORRS, Conn. (AP) — Marquette broke a couple of Connecticut's big streaks Wednesday night. More importantly, the Golden Eagles ended one of their own.

Ousman Barro had 17 points and 13 rebounds and Marquette used a 16-2 second-half run to beat the 24th-ranked Huskies 73-69, snapping their 31-game home winning streak.

Jerel McNeal had 19 points and Dominic James added 17 for the Golden Eagles (14-4, 1-2 Big East), who lost their previous two games by an average of 13.5 points.

"This was a great get-better, stay-together game for us," Marquette coach Tom Crean said. "The losses were a great reawakening for our guys to get back to what we are. There weren't a million things wrong with us, we just didn't play the way we had played."

The Golden Eagles were far from perfect on Wednesday, but they did look a lot more like the team that had been ranked all season until falling out of the Top 25 following the losses to Providence and Syracuse.

Marquette shot 39.3 percent for the game (24-for-61), including 2-for-10 from 3-point range, but the Golden Eagles finished with a 50-39 rebound advantage and outscored the Huskies 38-22 in the paint.

"That was part of the plan," Crean said of Marquette's inside domination. "They are lethal in the lane and what we did to them in there was a small victory in itself for our team."

Doug Wiggins had 19 points and Jeff Adrien added 18 for the Huskies (12-3, 1-2), who lost consecutive games for the first time since February 2004.



AP Photo

Marquette 73, 24/22 Connecticut 69

Marquette	FG	3P	FT	O-D-REB	PF	TP	A	TO	B	S	MIN
Hayward	f 1-5	0-1	0-0	2-0-2	3	2	0	1	0	2	13
Barro	f 7-11	0-0	3-4	7-6-13	3	17	1	3	0	0	33
James	g 5-18	1-5	6-10	2-2-4	2	17	4	3	0	3	33
McNeal	g 5-13	0-2	9-13	3-4-7	4	19	4	8	0	2	34
Matthews	g 3-5	0-0	4-6	1-7-8	2	10	2	5	0	2	34
Fitzgerald	g 1-2	1-2	0-0	0-1-1	4	3	0	0	0	0	14
Cubillan	0-2	0-0	0-0	0-1-1	1	0	1	1	0	0	12
Burke	2-5	0-0	1-2	3-4-7	4	5	0	1	2	1	23
Lott	0-0	0-0	0-0	0-1-1	2	0	0	0	0	0	4
Team				5-1-6							
Totals	24-61	2-10	23-35	23-27	25	73	12	22	2	10	200
	39.3	20.0	65.7	50							

Officials: John Cahill, Bob Donato, Pat Driscoll
Attendance: 10,167

Score by Periods	1st	2nd	Total
Marquette	32	41	73
Connecticut	28	41	69

Marquette 81, 21/21 West Virginia 63

Game 19 • January 13, 2007
Bradley Center • Milwaukee

MILWAUKEE (AP) — In preparation for his team's game against West Virginia, Marquette coach Tom Crean spliced together footage of all 20 of the 3-point shots the Mountaineers made in a blowout victory over the Golden Eagles last season.

Marquette responded by holding No. 21 West Virginia to 5-for-22 shooting from 3-point range on Saturday, then turned the resulting long rebounds into transition baskets in an 81-63 victory.

"We never wanted to stop running," Crean said.

Dominic James snapped out of his shooting slump to score 21 points for Marquette (15-4, 2-2), which dropped out of the national rankings last week after losing its first two Big East conference games to unranked opponents.

The Golden Eagles rebounded with a victory at No. 24 Connecticut on Wednesday night, and now have won two straight against ranked teams.

The Mountaineers (13-3, 3-2) had their first conference loss at Notre Dame on Tuesday night to snap an eight-game winning streak and now have lost two straight on the road. West Virginia coach John Beilein said it's only natural that his young team will struggle at times.

"We're going to have some games like this, and we're going to have to suck it up and try to play better," Beilein said.

Frank Young scored 11 to lead West Virginia.

"We haven't played with poise," Young said. "We're not playing well under pressure. We let the crowd get into it."

The Golden Eagles' 81-point performance was the most points the Mountaineers have given up all season.



AP Photo

Marquette 81, 22/22 West Virginia 63

West Virginia	FG	3P	FT	O-D-REB	PF	TP	A	TO	B	S	MIN
Young	f 3-10	3-8	2-2	1-1-2	2	11	1	0	1	2	32
Ruoff	f 2-7	0-4	5-5	1-3-4	2	9	3	1	3	30	
Summers	f 2-2	0-0	0-0	0-0-0	5	4	2	0	0	12	
Alexander	g 4-11	0-1	1-3	2-2-4	2	9	1	4	3	1	28
Nichols	g 2-6	1-3	2-2	0-2-2	2	7	5	0	0	1	36
Butler	0-2	0-2	2-2	0-3-3	2	2	0	3	0	2	19
Mazzula	2-4	0-0	3-3	1-1-2	2	7	0	2	0	0	9
Bawinkel	0-2	0-2	2-2	0-1-1	0	2	0	0	0	0	9
Smith	1-2	0-1	0-0	1-0-1	1	2	0	1	0	1	7
Smalligan	3-3	1-1	3-4	1-4-5	2	10	0	2	0	1	18
Team			0-2-2			2					
Totals	19-49	5-22	20-23	7-19	21	63	12	17	5	11	200
	38.8	22.7	87.0	26							

Marquette	FG	3P	FT	O-D-REB	PF	TP	A	TO	B	S	MIN
Hayward	f 1-1	1-1	1-2	0-0-0	0	4	0	0	0	0	13
Barro	f 4-9	0-0	1-2	4-1-5	1	9	0	2	0	0	29
James	g 8-17	3-5	2-4	1-4-5	2	21	6	4	0	5	33
McNeal	g 4-10	0-0	3-4	3-6-9	5	11	7	7	0	2	25
Matthews	g 5-6	0-1	3-5	0-1-1	3	13	3	1	0	2	36
Fitzgerald	1-4	0-3	0-0	1-4-5	5	2	3	1	0	0	19
Cubillan	5-5	4-4	0-0	1-3-4	1	14	0	1	0	1	24
Burke	1-1	0-0	3-4	0-4-4	2	5	0	0	0	0	13
Blackledge	0-1	0-0	0-0	0-0-0	0	0	0	0	0	0	1
Kinsella	0-0	0-0	0-0	0-2-2	0	0	0	0	0	0	2
Brice	0-0	0-0	0-0	0-0-0	1	0	0	0	0	0	1
Kuphall	0-0	0-0	0-0	0-0-0	0	0	0	0	0	0	1
Lott	0-1	0-0	2-2	1-0-1	0	2	0	0	0	0	3
Team			3-1-4			1					
Totals	29-55	8-14	15-23	14-26	20	81	19	17	0	11	200
	52.7	57.1	65.2	40							

Officials: Tim Higgins, Joe Lindsay, Jeff Clark
Attendance: 17,468

Score by Periods	1st	2nd	Total
West Virginia	30	33	63
Marquette	40	41	81

24/— Marquette 74, Louisville 65

Game 20 • January 15, 2007
Freedom Hall • Louisville, Ky.

LOUISVILLE, Ky. (AP) — Dominic James let the shot go and immediately raised his arms.

After making his third straight deep 3-pointer, the Marquette guard was ready to celebrate.

James scored 18 points — 11 during a decisive second-half run — to put an exclamation point on Marquette's return to the Top 25, as the 24th-ranked Golden Eagles raced by Louisville 74-65 on Monday night.

"This just happened to be my night," James said. "Big plays step up at big moments. I knew it was my time for my team."

Marquette (16-4, 3-2) won its third straight behind a balanced attack that had four players in double figures and a defense that held the Cardinals (12-6, 2-2) to 42 percent shooting.

"We wanted to stay poised against their press and play our game," James said. "We didn't want to let the crowd rattle us."

The Golden Eagles committed just 13 turnovers in the face of constant pressure from the Cardinals and made 14 of 17 free throws. Not bad for a team that came in shooting 62 percent from the line.

Marquette had been ranked as high as eighth earlier in the season but dropped out of the poll after opening Big East play with consecutive losses to Providence and Syracuse. Wins last week over Connecticut and West Virginia pushed the Golden Eagles back into the Top 25 on Monday, and coach Tom Crean thinks they could stick around this time.

"The most important thing is we're starting to get better, we're starting to learn how to play," Crean said.



AP Photo

24/— Marquette 74, Louisville 65

Marquette	FG	3P	FT	O-D-REB	PF	TP	A	TO	B	S	MIN
Fitzgerald	f 2-6	1-5	1-1	3-2-5	2	6	0	1	0	0	30
Barro	f 6-10	0-0	2-2	4-7-11	4	14	0	1	0	1	29
James	g 7-16	4-7	0-0	0-3-3	2	18	5	4	0	1	35
McNeal	g 4-10	0-2	7-8	0-2-2	4	15	7	4	0	1	28
Matthews	g 5-6	3-4	4-6	1-4-5	2	17	1	1	0	1	36
Cubillan	0-2	0-2	0-0	0-1-1	2	0	0	0	0	0	22
Burke	0-0	0-0	0-0	1-0-1	1	0	0	2	0	0	8
Hayward	1-1	0-0	0-0	0-1-1	1	2	0	0	0	0	8
Kinsella	1-1	0-0	0-0	1-2-3	2	2	0	0	0	0	4
Team			1-1-2								
Totals	26-52	8-20	14-17	11-23	20	74	13	13	0	4	200
	50.0	40.0	82.4	34							

Louisville	FG	3P	FT	O-D-REB	PF	TP	A	TO	B	S	MIN
Williams	f 4-16	2-8	0-0	0-2-2	2	10	1	3	1	0	40
Padgett	f 5-9	0-0	8-9	6-3-9	2	18	2	1	0	0	30
Sosa	g 6-12	1-3	0-0	0-2-2	4	13	1	0	0	2	29
Jenkins	g 0-3	0-2	2-2	1-1-2	1	2	2	1	0	1	31
Smith	g 5-9	1-3	0-0	1-3-4	1	11	1	2	0	2	32
Palacios	3-5	0-1	2-2	3-3-6	1	8	1	0	1	2	19
Clark	0-0	0-0	1-4	0-2-2	1	1	0	0	0	0	8
Scott	0-1	0-1	0-0	0-0-0	1	0	1	0	0	0	5
Caracter	1-2	0-0	0-2	1-0-1	1	2	1	0	0	0	5
Farley	0-0	0-0	0-0	0-0-0	2	0	0	0	0	0	1
Team			1-1-2								
Totals	24-57	4-18	13-19	13-17	16	65	10	8	2	7	200
	42.1	22.2	68.4	30							

Officials: Jim Burr, John Cahill, Ed Corbett
Attendance: 19,434

Score by Periods	1st	2nd	Total
Marquette	33	41	74
Louisville	30	35	65

24/— Marquette 77, 6/6 Pittsburgh 74 • OT

Game 21 • January 21, 2007
Petersen Events Center • Pittsburgh, Pa.

PITTSBURGH (AP) — Dominic James made two free throws after being fouled with less than a second remaining in overtime and no. 24 Marquette rallied after squandering an 11-point lead to surprise no. 6 Pittsburgh 77-74, making all 10 of its free throws in overtime.

James scored 23 points and Dan Fitzgerald and Wesley Matthews had 14 each as the Golden Eagles (17-4, 4-2) improved to 4-1 against Top 25 teams and dealt Pittsburgh (17-3, 5-1) only its second home court loss in 30 games the last two seasons. Pitt is 0-3 against ranked teams.

"We haven't lost a lot, and this is disappointing," Pitt coach Jamie Dixon said. "But there's not many times a team is going to go 10-of-10 at the line in overtime and lose."

Ronald Ramon scored 21 points and 7-footer Aaron Gray had 16 points and nine rebounds despite sitting out the final 3 1/2 minutes of regulation, when Pitt surged back after trailing 60-51 following Fitzgerald's two 3s. Fitzgerald also hit an important 3 during the overtime.

The Panthers, who had never led or been tied since holding a 10-9 lead, sent it to overtime on Ramon's two free throws that made it 64-all with 3.5 seconds remaining.

Asked what was going through his mind when he stepped to the line, James said, "Ice water was going through my mind at the end. I've never had two free throws to win a game like that."

Last year, James sat out for 8 1/2 minutes at Pittsburgh following a collision with Antonio Graves, and the Panthers came back to win 77-71.



AP Photo

24/— Marquette 77, 6/6 Pittsburgh 74 • OT

Marquette	FG	3P	FT	O-D-REB	PF	TP	A	TO	B	S	MIN
Hayward	f 2-5	0-1	0-0	1-0-1	3	4	0	3	0	1	9
Barro	f 4-5	0-0	4-6	0-7-7	3	12	0	4	0	0	39
James	g 6-14	4-9	7-8	0-1-1	3	23	5	0	0	0	39
McNeal	g 3-10	1-3	1-1	0-3-3	5	8	2	3	0	1	33
Matthews	g 2-5	0-1	10-11	1-2-3	4	14	1	0	0	3	33
Fitzgerald	4-7	4-6	2-2	0-2-2	5	14	1	0	0	1	30
Cubillan	0-3	0-2	0-0	0-4-4	1	0	2	2	0	0	30
Burke	1-1	0-0	0-2	0-3-3	2	2	0	1	0	0	10
Kinsella	0-0	0-0	0-1	0-0-0	2	0	0	1	0	0	2
Team			3-2-5			1					
Totals	22-50	9-22	24-31	5-24	28	77	11	15	3	6	225
	44.0	40.9	77.4	29							

Pittsburgh	FG	3P	FT	O-D-REB	PF	TP	A	TO	B	S	MIN
Kendall	f 3-8	0-1	4-6	3-3-6	5	10	4	1	0	1	34
Cook	f 4-9	0-2	3-4	2-2-4	5	11	2	4	0	1	35
Gray	c 7-14	0-0	3-4	3-6-9	4	16	2	4	1	0	35
Fields	g 1-4	0-1	0-0	0-2-2	5	2	4	2	0	0	27
Graves	g 3-10	1-7	5-7	1-4-5	2	12	4	1	1	1	39
Benjamin	0-1	0-1	2-3	1-0-1	1	2	0	2	0	0	14
Ramon	5-9	4-6	7-8	0-4-4	2	21	1	1	0	1	30
Biggs	0-0	0-0	0-0	0-0-0	0	0	0	1	0	0	6
Young	0-0	0-0	0-0	1-1-2	1	0	0	1	0	0	5
Team			3-3-6			1					
Totals	23-55	5-18	23-36	14-25	26	74	17	18	2	4	225
	41.8	27.8	63.9	39							

Officials: Tim Higgins, Tony Greene, Curtis Shaw
Attendance: 12,508

Score by Periods	1st	2nd	OT	Total
Marquette	32	32	13	77
Pittsburgh	27	37	10	74

15/20 Marquette 89, Seton Hall 76

Game 22 • January 24, 2007
Bradley Center • Milwaukee

MILWAUKEE (AP) — Three days after its victory over Big East leading Pittsburgh, Marquette sophomores Wesley Matthews and Jerel McNeal scored 22 points apiece and No. 15 Marquette had little trouble beating Seton Hall 89-76 on Wednesday night.

"It's really hard to maintain a top-notch intensity level that these guys have maintained the past few weeks," Golden Eagles coach Tom Crean said. "Our guys are really doing quite well with it. They come to play, they come to win, they come to work hard."

Marquette (18-4, 5-2 Big East) avoided an upset after its thrilling 77-74 overtime victory at Pittsburgh on Sunday. The Golden Eagles have won five consecutive games after starting conference play with losses to Providence and Syracuse.

The reason for the improved play has been Marquette's ability to drive to the basket instead of relying on 3-point shots. In their losses to Providence and Syracuse, the Golden Eagles went 8-for-44 in 3-pointers.

Against Seton Hall, Marquette scaled back its long jumpers, making 5-of-12 threes, instead using speed to outscore Seton Hall, 38-2, in fastbreak points and 56-30 in the paint.

"We went to the hole," said Matthews, who tied his career high in points.

It was the first time this season that Seton Hall (11-8, 3-4) has lost two consecutive games. The Pirates started the season 6-1, but have gone 5-7 since.

McNeal has big a part of Marquette's success. He made 9-of-15 shots, and had seven rebounds, four steals and a career-high 10 assists.



AP Photo

15/20 Marquette 89, Seton Hall 76

Seton Hall	FG	3P	FT	O-D-REB	PF	TP	A	TO	B	S	MIN
Laing	f 5-14	0-1	3-6	3-6-9	3	13	3	4	0	2	38
Gaines	f 3-5	1-1	2-3	1-3-4	1	9	1	0	0	0	19
Garcia	c 5-6	0-0	0-0	2-0-2	3	10	0	0	0	0	17
Harvey	g 4-10	1-1	5-5	0-1-1	4	14	2	6	0	0	37
Davis	g 2-8	1-2	0-0	1-3-4	4	5	2	0	0	2	20
Nutter	7-12	2-5	2-2	3-4-7	2	18	1	2	0	0	32
Pratt	0-1	0-0	0-0	0-0-0	1	0	0	0	0	1	3
Marshall	0-0	0-0	0-0	0-0-0	0	0	0	1	0	0	1
Messy	0-1	0-1	0-0	0-4-4	4	0	0	0	0	0	9
Gause	2-6	2-6	1-2	1-0-1	2	7	2	1	0	2	24
Team				1-2-3	1						
Totals	28-63	7-17	13-18	12-23	25	76	11	14	0	7	200
	44.4	41.2	72.2	35							

Marquette	FG	3P	FT	O-D-REB	PF	TP	A	TO	B	S	MIN
Hayward	f 3-4	0-1	1-4	1-2-3	3	7	0	0	0	0	16
Barro	f 6-7	0-0	1-2	5-1-6	2	13	0	1	1	2	25
James	g 5-10	1-3	0-4	0-4-4	2	11	4	1	0	1	36
McNeal	g 9-15	2-4	2-2	0-7-7	2	22	10	3	1	4	34
Matthews	g 6-13	0-0	10-12	1-4-5	2	22	2	4	0	4	38
Fitzgerald	2-3	2-3	0-0	0-1-1	4	6	0	1	1	0	20
Cubillan	0-3	0-1	0-0	0-1-1	2	0	1	0	0	0	13
Burke	1-1	0-0	0-3	1-1-2	1	2	0	0	1	0	8
Kinsella	0-0	0-0	0-0	0-1-1	0	0	0	1	0	0	1
Lott	1-1	0-0	4-4	0-2-2	1	6	0	0	1	0	9
Team				1-1-2							
Totals	33-57	5-12	18-31	9-25	19	89	17	11	5	11	200
	57.9	41.7	58.1	34							

Officials: Jim Burr, J.D. Collins, Ray Perone
Technical fouls: Seton Hall-Team, Marquette-None.
Attendance: 15,506

Score by Periods	1st	2nd	Total
Seton Hall	30	46	76
Marquette	43	46	89

15/20 Marquette 70, USF 68

Game 23 • January 27, 2007
Sun Dome • Tampa, Fla.

TAMPA, Fla. (AP) — Jerel McNeal had a hunch Marquette was going to be fine.

"Everybody just had a look in their eyes like: 'Hey, we're going to pull it out. We're not going to lose this game,'" the sophomore guard said Sunday after stealing a pass and driving nearly the length of the floor to make a layup at the buzzer to give the Golden Eagles (No. 20 ESPN/USA Today; No. 15 AP) a 70-68 victory over USF.

"It was an unbelievable feeling. ... It's just the character of this team," McNeal added. "It's not about me. It's not about one player. It's just about the team."

Dominic James scored 16 points and McNeal finished with 13 as Marquette (19-4, 6-2) won its sixth straight — all in Big East play — after losing its first two league games to Providence and Syracuse.

James made a difficult layup in heavy traffic to tie the score with 15 seconds remaining, then McNeal provided his heroics after South Florida called a timeout to set up a potential game-winning play with 9 seconds left.

"I just read it, just trusted my instincts, and I was able to come up with the ball and make a big play at the end," McNeal said.

McHugh Mattis inbounded to Chris Howard, who was trying to get the ball to Melvin Buckley when McNeal made the steal and dribbled upcourt. Howard hustled back to get defensive position under the basket, but was unable to stop McNeal from scoring.



AP Photo

15/20 Marquette 70, USF 68

Marquette	FG	3P	FT	O-D-REB	PF	TP	A	TO	B	S	MIN
Hayward	f 0-3	0-1	1-2	2-0-2	2	1	0	1	0	1	13
Barro	f 5-9	0-0	1-2	2-3-5	3	11	0	3	0	2	34
James	g 5-11	2-6	4-7	0-3-3	2	16	6	3	0	4	33
McNeal	g 5-13	1-3	2-5	4-1-5	4	13	1	4	1	2	28
Matthews	g 2-11	0-1	8-8	2-4-6	0	12	2	0	0	1	35
Fitzgerald	3-3	2-2	0-0	1-1-2	4	8	1	0	0	0	14
Cubillan	3-7	3-6	0-0	0-3-3	1	9	2	3	0	1	24
Burke	0-2	0-0	0-0	3-1-4	2	0	1	2	0	0	11
Lott	0-1	0-0	0-0	1-2-3	0	0	1	0	1	0	8
Team				3-1-4							
Totals	23-60	8-19	16-24	18-19	18	70	14	16	2	11	200
	38.3	42.1	66.7	37							

USF	FG	3P	FT	O-D-REB	PF	TP	A	TO	B	S	MIN
Buckley	f 7-15	2-7	0-0	1-8-9	0	16	0	1	2	0	40
Mattis	f 9-12	0-0	2-6	4-5-9	2	20	4	5	6	1	31
Gransberry	c 5-8	0-0	1-2	2-3-5	5	11	1	3	1	0	24
Verdejo	g 3-3	1-1	2-2	0-3-3	2	9	2	2	0	0	25
Howard	g 2-2	0-0	3-5	0-3-3	3	7	9	5	0	0	31
Richardson	0-3	0-0	0-0	1-1-2	1	0	0	1	0	0	14
Lovett	0-0	0-0	0-0	0-0-0	0	0	0	0	0	0	1
Saaka	0-1	0-0	0-0	1-0-1	1	0	1	0	1	1	9
Bozeman	1-7	0-3	3-3	1-0-1	2	5	3	2	0	5	25
Team				0-3-3							
Totals	27-51	3-11	11-18	10-26	16	68	20	19	10	8	200
	52.9	27.3	61.1	36							

Officials: Tony Greene, Joe Lindsay, Tim Clougherty
Technical fouls: Marquette-None, USF-Team.
Attendance: 4,313

Score by Periods	1st	2nd	Total
Marquette	35	35	70
USF	29	39	68

14/15 Marquette 69, Providence 62

Game 24 • February 3, 2007
Bradley Center • Milwaukee

MILWAUKEE (AP) — Jerel McNeal didn't want to spoil Dwayne McNeal had 18 points and tied a career high with 12 rebounds, and Dan Fitzgerald had four 3-pointers to help No. 14 Marquette win its seventh straight game, beating Providence 69-62.

The victory came as Marquette retired Wade's No. 3 jersey at halftime.

"It was a real emotional day for him," McNeal said. "We definitely didn't want to mess that up by losing."

Sharaud Curry led Providence (14-7, 4-4 Big East) with 17 points. Herbert Hill added 14.

With the victory, the Golden Eagles (20-4, 7-2) reached the 20-win mark for the second straight year and fourth time in coach Tom Crean's seven-plus seasons. The Golden Eagles last won seven straight conference games in 2002-03, Wade's last with Marquette, en route to a 27-6 season and Final Four berth.

"We can get a lot better," Crean said. "I tell the team I was part of 22 straight at Michigan State as an assistant."

Wesley Matthews made all 10 of his free throws and finished with 12 points for the Golden Eagles.

Providence, coming off its first road win of the season at Connecticut last Saturday, held Marquette star Dominic James to six points, tying a season low, on 2-of-11 shooting but had no answer for McNeal early.

McNeal — a game after hitting a buzzer-beating layup to beat USF — made 6-of-8 shots and had 13 points and eight rebounds in the first half. Curry also had 13 first-half points.

Reserves David Cubillan and Fitzgerald were key in the second half, when each had a pair of 3-pointers.



14/15 Marquette 69, Providence 62

Providence	FG	3P	FT	O-D-REB	PF	TP	A	TO	B	S	MIN
McDermott	f 2-8	0-1	0-2	2-4-6	0	4	10	0	0	6	38
Hill	f 7-15	0-0	0-2	2-3-5	4	14	1	4	0	0	36
Kale	c 3-5	0-0	0-0	3-3-6	3	6	0	2	2	2	22
Curry	g 8-18	1-4	0-0	1-1-2	3	17	4	3	0	0	37
Efejuku	g 2-5	1-3	3-4	0-5-5	1	8	1	2	0	1	32
Williams	2-5	1-2	3-3	0-1-1	4	8	1	2	0	0	19
McKenzie	2-5	1-4	0-0	0-1-1	3	5	1	2	0	0	16
Team				2-1-3							
Totals	26-61	4-14	6-11	10-19	18	62	18	16	2	9	200
	42.6	28.6	54.5	29							

Marquette	FG	3P	FT	O-D-REB	PF	TP	A	TO	B	S	MIN
Hayward	f 2-5	0-0	1-2	3-2-5	3	5	1	1	0	2	13
Barro	f 3-6	0-0	0-4	3-3-6	1	6	1	1	2	2	30
James	g 2-11	0-4	2-4	0-2-2	1	6	3	2	0	0	31
McNeal	g 8-13	1-3	1-4	3-9-12	3	18	5	5	1	1	35
Matthews	g 1-6	0-2	10-10	1-1-2	4	12	1	5	0	0	30
Fitzgerald	5-7	4-6	0-0	3-2-5	1	14	1	0	0	1	25
Cubillan	2-4	2-3	0-0	0-3-3	1	6	1	2	0	1	21
Burke	0-0	0-0	0-0	0-0-0	1	0	0	1	0	0	5
Lott	1-1	0-0	0-0	1-3-4	4	2	1	4	1	0	10
Team				1-2-3							
Totals	24-53	7-18	14-24	15-27	19	69	14	21	4	7	200
	45.3	38.9	58.3	42							

Officials: Tim Higgins, Tony Greene, William Bush
Attendance: 18,920

Score by Periods	1st	2nd	Total
Providence	30	32	62
Marquette	33	36	69

11/12 Marquette 67, Rutgers 47

Game 25 • February 7, 2007
Bradley Center • Milwaukee

MILWAUKEE (AP) — Ousmane Barro had 11 points and 11 rebounds to lead No. 11 Marquette to a 67-47 win over Rutgers on Wednesday night.

Dominic James, Marquette's leading scorer, had his second consecutive subpar scoring game, tying a season-low with six points on 1-of-7 shooting. In the Golden Eagles' 69-62 victory over Providence on Saturday, he also was held to six points, making only 2-of-11 shots.

James, though, had seven assists without any turnovers in 34 minutes.

"You have off nights," said Marquette assistant Bennie Seltzer, filling in during a post-game news conference because Tom Crean was feeling ill. "He didn't shoot it well. But as a point guard your passing is never off. Tonight was no different with that."

The Golden Eagles (21-4, 8-2 Big East) opened the conference season with losses to Providence and Syracuse, but are unbeaten since.

Rutgers (9-15, 2-9) has lost three consecutive games and eight of nine.

Jerel McNeal, Wesley Matthews, David Cubillan and Dan Fitzgerald each scored 10 points as Marquette easily won a tune-up before a key game Saturday against No. 22 Georgetown.

"Five players in double figures: That's what happens when you share the ball," Matthews said.

Rutgers has had trouble scoring and rebounding all season and continued to struggle against Marquette. The Scarlet Knights made only 17-of-48 shots (35 percent).



AP Photo

11/12 Marquette 67, Rutgers 47

Rutgers	FG	3P	FT	O-D-REB	PF	TP	A	TO	B	S	MIN
Hill	f 5-7	0-0	0-0	4-2-6	3	10	1	2	0	0	25
Inman	f 3-9	1-4	4-6	2-5-7	3	11	3	2	1	0	33
Griffin	f 3-12	1-4	0-0	2-3-5	5	7	0	0	1	1	28
Webb	g 4-10	3-7	1-1	0-4-4	2	12	1	2	0	1	38
Farmer	g 0-4	0-0	1-2	0-1-1	1	1	4	2	0	0	35
Nelson	0-2	0-1	0-0	0-1-1	0	0	1	1	0	1	13
N'Diaye	2-3	0-0	2-4	1-2-3	2	6	0	1	1	2	20
Mimmo	0-0	0-0	0-0	0-0-0	0	0	0	0	0	0	2
Chery	0-1	0-1	0-0	0-0-0	0	0	0	0	0	0	2
Keating	0-0	0-0	0-0	0-1-1	0	0	0	0	0	0	4
Russell	0-0	0-0	0-0	0-0-0	1	0	0	0	0	0	0+
Team											1
Totals	17-48	5-17	8-13	9-19	17	47	10	11	4	3	200
	35.4	29.4	61.5	28							

Marquette	FG	3P	FT	O-D-REB	PF	TP	A	TO	B	S	MIN
Fitzgerald	f 4-14	2-7	0-0	2-2-4	2	10	0	0	1	0	30
Barro	f 5-9	0-0	1-2	5-6-11	0	11	0	2	0	1	31
James	g 1-7	0-4	4-4	1-3-4	3	6	7	0	0	1	34
McNeal	g 4-7	2-4	0-0	0-5-5	4	10	4	4	2	0	28
Matthews	g 4-8	0-1	2-4	4-2-6	5	10	1	2	0	0	31
Cubillan	2-6	2-5	4-4	2-1-3	1	10	2	0	0	0	23
Burke	0-1	0-0	1-2	0-1-1	1	1	0	0	0	0	7
Blackledge	0-0	0-0	0-0	0-0-0	0	1	0	0	0	0	1
Hayward	2-3	1-2	0-0	0-3-3	0	5	0	0	0	0	10
Kinsella	0-0	0-0	0-0	0-0-0	0	0	0	0	0	0	1
Brice	0-0	0-0	0-0	0-0-0	0	0	0	0	0	1	1
Kuphall	1-1	0-0	0-0	0-0-0	0	2	0	0	0	0	1
Lott	1-1	0-0	0-0	0-0-0	1	2	1	0	0	0	2
Team											2-1-3
Totals	24-57	7-23	12-16	16-24	17	67	16	8	3	3	200
	42.1	30.4	75.0	40							

Officials: Bob Donato, Pat Driscoll, Wally Rutceki
Attendance: 17,194
Score by Periods
Rutgers 23 24 47
Marquette 32 35 67

22/23 Georgetown 76, 11/12 Marquette 58

Game 26 • February 10, 2007
Verizon Center • Washington, D.C.

WASHINGTON (AP) — Roy Hibbert and Jeff Green combined for 47 points Saturday and No. 22 Georgetown celebrated the 100th anniversary of Hoyas basketball with a 76-58 victory over No. 11 Marquette.

On a day in which Patrick Ewing was honored as the most popular player on the school's all-century team, Hibbert maintained the legacy of the great Georgetown centers with 23 points and 11 rebounds, and big forward Green matched his career-high with 24 points in the seventh-straight victory for the Hoyas (18-5, 8-2 Big East) and their first win over a Top 25 team.

Hibbert's hook shot and Green's 3-pointer started a 23-5 game-ending run that broke open a close game. Marquette trailed 53-52 after Jerel McNeal's 3-pointer with 7:29 remaining, but the Golden Eagles made only one field goal and four free throws the rest of the game.

Ousmane Barro had 14 points and 12 rebounds for the Golden Eagles (21-5, 8-3 Big East), who had won eight straight. The sophomore guard trio of Dominic James, Wesley Matthews and McNeal combined for 19 points, less than half of their 42.6 average. James' shooting woes continued - he went 2-for-17 from the field and is 5-for-35 over his last three games.

The game was a classic battle of speed vs. size, of Marquette's drive-to-the-basket backcourt against Georgetown's towering frontcourt of Hibbert and Green. The Golden Eagles wanted to play fast; the Hoyas were deliberate.



AP Photo

22/23 Georgetown 76, 11/12 Marquette 58

Marquette	FG	3P	FT	O-D-REB	PF	TP	A	TO	B	S	MIN
James	* 2-17	0-6	2-2	0-4-4	1	6	3	2	0	0	34
McNeal	* 5-13	1-5	0-0	1-2-3	5	11	1	3	0	1	26
Matthews	* 1-3	0-1	0-0	0-2-2	2	2	1	2	0	0	19
Hayward	* 4-7	1-1	5-5	3-1-4	1	14	0	0	0	0	17
Barro	* 5-8	0-0	4-4	7-5-12	5	14	2	1	1	2	30
Fitzgerald	3-4	1-2	0-0	1-2-3	2	7	1	1	1	0	27
Cubillan	1-8	1-6	0-0	0-2-2	1	3	1	0	0	0	26
Burke	0-1	0-0	1-2	0-2-0	0	1	0	0	0	0	8
Blackledge	0-0	0-0	0-0	0-0-0	1	0	0	0	0	0	4
Kinsella	0-1	0-0	0-0	0-2-2	3	0	0	0	1	0	9
Team											1-0-1
Totals	21-62	4-21	12-13	15-20	21	58	9	10	3	3	200
	33.9	19.0	92.3	35							

Georgetown	FG	3P	FT	O-D-REB	PF	TP	A	TO	B	S	MIN
Wallace	* 3-9	1-4	3-4	1-5-6	2	10	6	1	0	1	36
Summers	* 4-7	2-3	0-1	1-4-5	3	10	2	1	1	0	33
Sapp	* 3-6	1-3	2-2	0-3-3	3	9	2	2	0	1	32
Green	* 9-15	2-4	4-5	2-3-5	1	24	4	1	1	0	38
Hibbert	* 7-12	0-0	9-11	4-7-11	3	23	0	4	3	1	35
Macklin	0-1	0-0	0-0	1-0-1	0	0	0	0	0	0	4
Rivers	0-2	0-0	0-0	0-1-1	0	0	0	0	0	0	8
Crawford	0-1	0-1	0-0	1-0-1	1	0	0	0	0	0	4
Ewing	0-2	0-1	0-0	2-1-3	0	0	1	1	1	0	10
Team											1-2-3
Totals	26-55	6-16	18-23	13-26	13	76	15	10	6	3	200
	47.3	37.5	78.3	39							

Officials: Ed Corbett, Brian O'Connell, Frank Scagliotta
Attendance: 17,867

Score by Periods	1st	2nd	Total
Marquette	26	32	58
Georgetown	28	48	76

DePaul 72, 12/13 Marquette 67

Game 27 • February 14, 2007
Allstate Arena • Rosemont, Ill.

ROSEMONT, ILL. (AP) — Marquette coach Tom Crean promised to bring a megaphone next time his team plays at the Allstate Arena. That way, he said, maybe the referees will be able to hear his cries for a timeout.

Crean tried to stop the clock and set up a play in the final minute Wednesday night. But when he couldn't get one called, Dominic James put up about a 30-foot airball with 14 seconds to go and DePaul was able to hold on and upset Marquette (No. 13 ESPN/USA Today; No. 12 AP) 72-67.

"It must have been the loudest building in America for the referee not to hear me screaming for a timeout," Crean said. "We never got a chance to put this thing in our hands to at least tie it."

Draelon Burns' two free throws gave DePaul a 70-67 lead with 26 seconds left. But on the ensuing possession Marquette never got into its offense before James put up his long 3-point attempt that missed everything.

Sammy Mejia then made one of two free throws for DePaul, James missed another 3-pointer and then Karron Clarke dropped in one more free throw to give DePaul the final margin of victory with two seconds left.

"They won the game, but we would have loved to had an opportunity to see if we could execute at the end."

James led Marquette (21-6, 8-4 in the Big East) with 17 points, while Jerel McNeal and Dan Fitzgerald added 16 points each for the Golden Eagles, who lost their second straight, both on the road.



AP Photo

DePaul 72, 12/13 Marquette 67

Marquette	FG	3P	FT	O-D-REB	PF	TP	A	TO	B	S	MIN
Hayward	f 2-4	0-0	0-2	3-5-8	4	4	0	1	0	0	19
Barro	f 0-4	0-0	0-0	3-6-9	1	0	1	0	0	0	30
James	g 6-17	1-5	4-7	1-3-4	3	17	6	3	0	1	38
McNeal	g 7-18	1-4	1-2	2-2-4	1	16	2	4	1	3	36
Matthews	g 3-9	1-3	5-6	3-6-9	4	12	2	5	0	1	28
Fitzgerald	6-10	3-6	1-2	2-2-4	5	16	1	1	0	1	21
Cubillan	0-1	0-1	0-0	0-0-0	2	0	1	1	0	1	18
Burke	0-0	0-0	0-2	1-0-1	0	0	0	0	0	0	4
Kinsella	0-0	0-0	0-0	0-0-0	0	0	0	0	0	0	3
Lott	1-1	0-0	0-0	0-0-0	1	2	0	1	0	0	4
Team											4-1-5
Totals	25-64	6-19	11-21	19-25	21	67	13	16	1	7	200
	39.1	31.6	52.4	44							

Marquette	FG	3P	FT	O-D-REB	PF	TP	A	TO	B	S	MIN
Chandler	f 4-11	0-2	6-10	6-5-11	4	14	2	2	0	2	33
Thompson	c 1-1	0-0	0-0	0-1-1	1	2	0	1	0	1	13
Currie	g 3-7	0-2	1-1	0-0-0	1	7	3	2	2	1	26
Burns	g 2-9	1-5	4-5	1-4-5	3	9	1	4	0	2	32
Mejia	g 6-13	1-2	5-7	2-5-7	2	18	4	3	0	3	33
Clarke	2-5	1-2	1-2	1-4-5	1	6	0	1	0	0	16
Clingscales	1-3	0-1	0-0	0-1-1	1	2	1	1	0	0	13
Heard	5-6	2-3	2-2	2-2-4	4	14	1	0	2	0	21
Butler	0-2	0-0	0-0	0-4-4	3	0	0	1	3	0	12
Team											1-1-2
Totals	24-57	5-17	19-27	13-27	20	72	12	15	7	9	200
	42.1	29.4	70.4	40							

Officials: Mike Kitts, Pat Driscoll, Bill Laubenstein
Attendance: 14,503

Score by Periods	1st	2nd	Total
Marquette	33	34	67
DePaul	40	32	72

Louisville 61, 12/13 Marquette 59

Game 28 • February 17, 2007
Bradley Center • Milwaukee

MILWAUKEE (AP) — Jerry Smith hit a 3-pointer as time expired to give Louisville a 61-59 comeback victory over No. 12 Marquette on Saturday night.

Smith, a freshman, scored all nine of his points on 3-pointers in the final 3:04 as Louisville (19-8, 9-4) took sole possession of third place in the Big East.

"I'm just speechless," said Smith, a freshman who played in high school at suburban Wauwatosa East. "I never dreamed about this."

With Marquette (21-7, 8-5) leading 59-58, Edgar Sosa took the inbounds pass up the court and found Smith open for the winning shot.

"He was in the right place at the right time," Marquette head coach Tom Crean said of Smith's shot. "We didn't have a hand up like I like. He got good elevation and knocked it down. Credit to him."

After reviewing television replays for nearly two minutes, the referees ruled that Smith got the shot off on time.

It was the second victory over a ranked team for Louisville this week. The Cardinals won 66-53 at No. 7 Pittsburgh on Monday night.

Sosa scored 15 points and freshman Derrick Character had 14 points to lead Louisville. Terrence Williams, the Cardinals' leading scorer at 12 points a game, missed all six of his shots and was held scoreless with six turnovers.

Jerel McNeal scored 18 points to lead Marquette, which has lost three consecutive games for the first time this year.



AP Photo

Louisville 61, 12/13 Marquette 59

Louisville	FG	3P	FT	O-D-REB	PF	TP	A	TO	B	S	MIN
Williams	f 0-6	0-2	0-2	3-4-7	3	0	6	6	0	2	38
Palacios	f 4-7	1-3	0-0	1-5-6	1	9	1	0	0	2	29
Padgett	c 2-3	0-0	2-2	1-0-1	5	6	1	0	1	0	7
Sosa	g 5-9	3-6	2-2	0-1-1	3	15	4	1	0	3	30
Jenkins	g 1-3	0-2	0-1	1-2-3	1	2	1	1	0	1	19
Clark	3-4	0-0	0-0	0-0-0	2	6	0	0	0	0	13
Scott	0-0	0-0	0-0	0-0-0	0	0	0	0	0	0	0+
Character	6-8	0-0	2-5	2-0-2	4	14	2	4	0	2	27
McGee	0-1	0-0	0-0	0-1-1	1	0	1	1	0	0	10
Smith	3-4	3-4	0-0	0-1-1	3	9	3	1	0	1	24
Farley	0-0	0-0	0-0	0-0-0	0	0	0	0	0	2	3
Totals	24-45	7-17	6-12	8-14	23	61	19	14	3	11	200
	53.3	41.2	50.0	22							

Marquette	FG	3P	FT	O-D-REB	PF	TP	A	TO	B	S	MIN
Hayward	f 1-3	0-0	2-2	2-1-3	2	4	3	2	0	0	16
Barro	f 3-6	0-0	1-1	2-2-4	3	7	1	1	0	1	23
James	g 3-6	0-1	3-6	1-4-5	3	9	3	4	0	2	34
McNeal	g 6-13	3-4	3-5	1-0-1	2	18	4	3	1	1	37
Matthews	g 2-7	0-3	4-5	3-2-5	2	8	2	2	0	3	33
Fitzgerald	3-4	2-2	1-1	2-1-3	2	9	0	2	0	0	27
Cubillan	1-4	1-3	1-2	0-4-4	0	4	0	0	0	1	13
Burke	0-1	0-0	0-0	0-1-1	2	0	0	1	2	0	11
Kinsella	0-1	0-0	0-2	1-0-1	1	0	0	1	0	0	6
Team				3-0-3							
Totals	19-45	6-13	15-24	15-15	17	59	13	16	3	8	200
	42.2	46.2	62.5	30							

Officials: Curtis Shaw, Reggie Greenwood, John Higgins
Attendance: 18,904

Score by Periods	1st	2nd	Total
Louisville	29	32	61
Marquette	28	31	59

16/16 Marquette 80, Villanova 67

Game 29 • February 19, 2007
Bradley Center • Milwaukee

MILWAUKEE (AP) — As far as Lazar Hayward was concerned, it was about time.

The freshman scored a career-high 18 points to lead No. 16 Marquette to an 80-67 victory over Villanova on Monday night.

Hayward, who entered the game averaging six points per game, had 13 in the first half before fouling out late in the second.

"Guys were making fun of me how it was about time I start playing this way," said Hayward, who was 5-for-7 from the floor. "I can't let this be a one-hit wonder."

Dominic James added 18 points and Wesley Matthews had 16 points for the Golden Eagles (22-7, 9-5 Big East), who snapped a three-game losing streak.

Marquette made all 16 of its free throws in the final 5:58 of the game. Matthews was 12-for-12 from the line.

For the game, Marquette shot 31-35 (88.6 percent) from the foul line. The team entered the game with a 64.2 shooting percentage, 15th out of 16 Big East teams.

"They're being struggling shooting free throws, but they were drilling them," Villanova coach Jay Wright said.

Scottie Reynolds scored 25 points for Villanova (18-9, 6-7), which lost its second straight game.

"If there's a better freshman guard in the country, I'm not sure who it is," Marquette coach Tom Crean said of Reynolds.

Curtis Sumpter added 14 points for the Wildcats, whose last four losses have come against Top 25 teams.

"You're going to lose some games," Sumpter said. "You can't worry about that. You've got to focus on your next game."



AP Photo

16/16 Marquette 80, Villanova 67

Villanova	FG	3P	FT	O-D-REB	PF	TP	A	TO	B	S	MIN
Clark	f 2-6	1-3	0-0	3-2-5	5	5	2	2	1	2	32
Sumpter	f 3-8	0-2	8-11	3-2-5	4	14	2	2	0	0	27
Sheridan	c 1-4	0-0	2-3	1-2-3	3	4	0	2	2	1	19
Reynolds	g 7-15	5-10	6-7	0-1-1	4	25	2	5	0	2	37
Nardi	g 3-6	2-3	2-2	0-3-3	2	10	1	2	0	1	22
Benn	0-0	0-0	1-2	2-1-3	2	1	0	1	0	0	13
Redding	0-4	0-3	0-1	1-3-4	2	0	1	2	0	2	30
Cunningham	2-5	0-0	4-6	1-1-2	4	8	1	1	0	1	20
Team				4-1-5							
Totals	18-48	8-21	23-32	15-16	27	67	9	18	3	9	200
	37.5	38.1	71.9	31							

Marquette	FG	3P	FT	O-D-REB	PF	TP	A	TO	B	S	MIN
Hayward	f 5-7	2-3	6-8	2-2-4	5	18	0	1	0	0	28
Barro	f 1-1	0-0	0-0	2-2-4	4	2	0	1	3	1	27
James	g 5-13	2-7	6-6	1-2-3	4	18	5	4	1	2	35
McNeal	g 6-15	1-2	2-2	2-5-7	5	15	3	3	0	1	32
Matthews	g 2-5	0-1	12-12	3-4-7	1	16	2	3	0	3	27
Fitzgerald	0-1	0-0	3-3	0-0-0	2	3	0	1	0	0	9
Cubillan	2-6	2-6	2-2	0-1-1	2	8	1	0	0	0	29
Burke	0-1	0-0	0-2	2-1-3	4	0	0	0	0	0	8
Kinsella	0-0	0-0	0-0	0-1-1	0	0	0	1	0	0	2
Lott	0-0	0-0	0-0	0-0-0	0	0	0	0	0	0	2
Team				1-1-2							
Totals	21-49	7-19	31-35	13-19	27	80	11	14	4	7	200
	42.9	36.8	88.6	32							

Officials: John Cahill, Paul Janssen, Ed Corbett
Attendance: 17,959

Score by Periods	1st	2nd	Total
Villanova	33	34	67
Marquette	33	47	80

-/23 Notre Dame 85, 16/16 Marquette 73

Game 30 • February 24, 2007
Joyce Center • Notre Dame, Ind.

NOTRE DAME, Ind. (AP) — Luke Harangody scored 22 points and Tory Jackson added 21 — both career highs — to lead Notre Dame to an 85-73 victory over No. 16 Marquette on Saturday.

The Irish trailed by as many as 13 points midway through the first half, but used an 11-0 run late to take a 42-36 halftime lead. Marquette cut the lead to 42-40 early in the first half, but Colin Falls hit a 3 and scored on a rebound to extend the lead to seven points.

The Golden Eagles cut the lead to 54-50 when Wesley Matthews scored on a fastbreak with 14:08 left. But Luke Zeller hit a 3 for the Irish and Marquette never got closer than seven points.

The Irish (22-6, 10-5), who finished the season unbeaten at home and beat a ranked team for the fourth time this season, can clinch a bye in the first round of the Big East tournament with a win at Rutgers on March 3. The Golden Eagles (22-8, 9-6) have lost four of their last five.

Harangody also matched his career high with 13 rebounds. Colin Falls added 14 points, including four 3-pointers. Russell Carter added 13 points and eight rebounds.

Wesley Matthews led Marquette with 17 points before fouling out with 5 minutes left. Jerel McNeal added 16 points and Dominic James had 14 points on 6-of-20 shooting. David Cubillan added 10 points for Marquette, which shot 36 percent.

Though it was just the second home sellout for Notre Dame, the Marquette fans ringing the top of the arena were louder than the Irish fans early.



AP Photo

-/23 Notre Dame 85, 16/16 Marquette 73

Marquette	FG	3P	FT	O-D-REB	PF	TP	A	TO	B	S	MIN
Hayward	f 1-5	0-3	0-0	1-2-3	4	2	1	1	0	0	20
Barro	f 3-6	0-0	0-0	4-5-9	3	6	1	1	1	0	17
James	g 6-20	1-4	1-3	3-6-9	4	14	8	1	0	2	36
McNeal	g 3-10	2-3	8-11	3-0-3	4	16	0	4	0	1	28
Matthews	g 7-8	1-2	2-3	2-2-4	5	17	1	1	0	0	22
Fitzgerald	1-8	1-2	2-2	1-6-7	3	5	1	2	0	0	29
Cubillan	2-6	2-5	4-4	1-0-1	2	10	2	0	0	2	27
Burke	1-3	0-0	0-0	2-3-2	2	2	0	0	1	1	19
Kinsella	0-1	0-0	1-2	1-0-1	1	1	0	0	0	0	2
Lott	0-0	0-0	0-0	0-0-0	0	0	0	0	0	0	0+
Team				1-1-2							
Totals	24-67	7-25	18-25	19-25	28	73	14	10	2	6	200
	35.8	28.0	72.0	44							

Notre Dame	FG	3P	FT	O-D-REB	PF	TP	A	TO	B	S	MIN
Kurz	f 2-6	0-2	1-1	0-1-1	1	5	0	1	1	0	24
Harangody	f 7-20	0-0	8-9	9-4-13	5	22	0	0	1	2	29
Jackson	g 6-12	1-1	8-11	5-2-7	2	21	7	4	0	2	40
Falls	g 5-9	4-7	0-0	1-7-8	4	14	2	3	0	1	35
Carter	g 3-12	0-4	7-8	1-7-8	4	13	1	2	2	0	33
Peoples	0-0	0-0	0-0	0-0-0	0	0	0	0	0	0	0+
Hillesland	2-3	0-0	1-4	1-4-5	4	5	2	0	1	1	21
Piller	0-0	0-0	0-0	0-0-0	0	0	0	0	0	0	0+
Zeller	1-1	1-1	0-0	0-1-1	1	3	0	0	0	0	6
Ayers	0-1	0-1	2-2	0-1-1	1	2	0	0	0	0	12
Team				1-2-3							
Totals	26-64	6-16	27-35	18-29	22	85	12	11	5	6	200
	40.6	37.5	77.1	47							

Officials: Reggie Greenwood, Bryan Kersey, Paul Faia
Technical fouls: James (MARQ), Fitzgerald (MARQ), Hillesland (ND).
Attendance: 11,418

Score by Periods	1st	2nd	Total
Marquette	36	37	73
Notre Dame	42	43	85

20/21 Marquette 75, 12/12 Pittsburgh 71

Game 31 • March 3, 2007
Bradley Center • Milwaukee

MILWAUKEE (AP) — With one of its top point producers wearing street clothes and a brace on his hand, Marquette needed another scorer to help pull out of its recent nose dive with an upset victory.

Along came freshman David Cubillan, who scored a season-high 20 points.

Cubillan hit a key 3-pointer with 1:40 remaining, then went 8-for-8 from the free-throw line in the final minute as No. 20 Marquette held off No. 12 Pittsburgh for a 75-71 victory on Saturday night.

"He was huge tonight, and he's going to have to continue to remain that way," said Wesley Matthews, who also scored 20 for Marquette.

Marquette (23-8, 10-6 Big East) came into the game shaky and short-handed, but looked more athletic and energetic than Pittsburgh from the opening tip - until the Panthers nearly stole the game with a late rally.

The Golden Eagles remained in the Top 25 this week despite losing four of their past five games. And Marquette was forced to play without guard Jerel McNeal on Saturday, their second-leading scorer. McNeal sat out with a cast on his right hand and thumb protecting a previously undisclosed injury.

Given the adversity, Marquette coach Tom Crean said the victory was huge for his team.

"Without sounding corny, this is one of those days they will never forget," Crean said.



AP Photo

20/21 Marquette 75, 12/12 Pittsburgh 71

Pittsburgh	FG	3P	FT	O-D-REB	PF	TP	A	TO	B	S	MIN
Kendall	f 3-5	1-1	2-3	1-0-1	2	9	0	0	2	2	19
Cook	f 4-8	1-1	4-5	2-1-3	3	13	3	1	0	1	24
Gray	c 7-8	0-0	4-5	9-4-13	4	18	4	3	5	0	35
Fields	g 2-13	1-8	0-0	2-7-9	1	5	1	3	0	2	33
Graves	g 1-8	1-3	2-2	0-1-1	1	5	1	3	1	0	23
Benjamin	1-4	0-2	0-1	0-2-2	2	2	2	0	0	0	10
Ramon	3-9	2-7	0-0	0-2-2	4	8	3	0	0	0	30
Biggs	0-1	0-0	0-2	0-0-0	0	0	0	0	0	0	4
Young	4-10	1-3	2-2	4-2-6	4	11	1	0	0	0	22
Team				1-3-4							
Totals	25-66	7-25	14-20	19-22	21	71	15	11	8	5	200
	37.9	28.0	70.0	41							

Marquette	FG	3P	FT	O-D-REB	PF	TP	A	TO	B	S	MIN
Hayward	f 3-10	0-2	1-2	2-2-4	4	7	1	1	0	1	28
Barro	f 5-6	0-0	0-0	5-3-8	3	10	0	1	1	0	37
James	g 3-10	1-5	1-2	0-2-2	1	8	10	1	1	1	27
Fitzgerald	g 0-4	0-3	2-2	1-4-5	3	2	0	2	0	0	27
Matthews	g 7-15	1-3	5-7	0-3-3	2	20	4	3	0	3	36
Cubillan	4-7	4-7	8-8	0-5-5	2	20	2	0	0	0	26
Burke	0-0	0-0	0-0	0-0-0	1	0	0	1	0	0	3
Kinsella	2-3	2-3	0-0	1-1-2	1	6	0	0	0	0	9
Lott	1-1	0-0	0-0	0-0-0	0	2	0	0	1	0	7
Team				3-2-5							
Totals	25-56	8-23	17-21	12-22	17	75	17	9	3	5	200
	44.6	34.8	81.0	34							

Officials: Mike Kitts, John Cahill, Michael Stephens
Attendance: 19,021

Score by Periods	1st	2nd	Total
Pittsburgh	30	41	71
Marquette	43	32	75

18/19 Marquette 67, St. John's 67

Game 32 • March 8, 2007 • BIG EAST Tournament
Madison Square Garden • New York, N.Y.

NEW YORK (AP) — Marquette needed to huddle up and quickly analyze the situation. Its big lead was gone and St. John's was scoring at will.

The Golden Eagles knew if they weren't careful, the Red Storm might send them home early from the Big East tournament.

"We just wanted to focus on our defense," guard Dominic James said. "They were stealing momentum from us. We were emphasizing getting stops."

Marquette held St. John's to three points over the next 4 1/2 minutes and regained control. Dan Fitzgerald scored eight of his 20 points during the game-turning 15-3 run and the 18th-ranked Golden Eagles held off upset-minded St. John's 76-67 in the opening round Wednesday night.

"We totally anticipated a tough game with St. John's," Marquette coach Tom Crean said. "They have so many good, young players."

Wesley Matthews added 15 points and Lazar Hayward 14 for the sixth-seeded Golden Eagles (24-8), who advanced to play third-seeded Pittsburgh (25-6) on Thursday. It will be third game between the teams, with Marquette winning both - including last Saturday night.

"They've been great games all across the board," Crean said. "We've just been fortunate, I guess, at the end of the games."

Marquette won despite playing without Jerel McNeal, a second-team all-Big East selection who averages 14.7 points, 4.8 rebounds, 3.8 assists and 2.6 steals. The sophomore guard injured a thumb in practice last Friday and didn't play in Saturday's regular-season finale against Pittsburgh.



AP Photo

18/19 Marquette 76, St. John's 67

Marquette	FG	3P	FT	O-D-REB	PF	TP	A	TO	B	S	MIN
Fitzgerald	f 6-10	4-8	4-5	2-3-5	5	20	0	0	0	0	31
Hayward	f 5-13	1-4	3-5	4-3-7	1	14	1	2	0	0	26
Barro	c 3-3	0-0	0-0	3-2-5	4	6	0	0	0	1	24
James	g 2-14	0-9	5-6	0-5-5	2	9	8	5	0	1	37
Matthews	g 2-9	2-4	9-10	2-3-5	3	15	4	0	0	0	34
Cubillan	1-3	1-1	2-4	0-2-2	2	5	1	0	0	0	19
Burke	0-1	0-0	1-2	2-1-3	3	1	0	0	0	1	11
Kinsella	2-2	2-2	0-0	0-4-4	2	6	3	0	0	0	14
Lott	0-0	0-0	0-0	0-0-0	1	0	0	0	0	0	4
Team				2-3-5							
Totals	21-55	10-28	24-32	15-26	23	76	17	8	0	3	200
	38.2	35.7	75.0	41							

St. John's	FG	3P	FT	O-D-REB	PF	TP	A	TO	B	S	MIN
Calhoun	f 3-6	0-2	3-6	2-2-4	3	9	0	0	1	0	38
Mason	f 6-17	4-11	3-5	2-6-8	2	19	1	2	0	0	30
Spears	c 6-7	0-0	6-8	0-3-3	3	18	1	0	0	0	29
Lawrence	g 0-6	0-3	2-4	0-3-3	5	2	12	3	2	2	39
Patterson	g 1-3	1-3	0-0	0-3-3	1	3	0	1	0	1	26
Wright	3-5	2-4	3-3	0-2-2	4	11	0	1	0	0	19
Mayo	0-0	0-0	0-0	0-0-0	3	0	0	0	0	0	1
Jasuliionis	1-3	0-0	0-0	0-1-1	2	2	0	1	2	0	12
Torres	1-1	0-0	1-1	1-0-1	1	3	0	0	0	0	5
Abit	0-0	0-0	0-0	0-0-0	1	0	0	0	0	0	1
Team				2-1-3							
Totals	21-48	7-23	18-27	7-21	25	67	14	8	5	3	200
	43.8	30.4	66.7	28							

Officials: Tim Higgins, Pat Driscoll, William Bush
Attendance: 19,594

Score by Periods	1st	2nd	Total
Marquette	35	41	76
St. John's	28	39	67

13/11 Pittsburgh 89, 18/19 Marquette 79

Game 33 • March 9, 2007 • BIG EAST Tournament
Madison Square Garden • New York, N.Y.

NEW YORK (AP) — Aaron Gray scored 22 points to help No. 13 Pittsburgh beat No. 18 Marquette 89-79 in the quarterfinals of the Big East tournament Thursday night.

Sam Young added 17 and Mike Cook 16 for Pitt (26-6), which lost both regular-season meetings to Marquette - including a 75-71 defeat on Saturday that spoiled the Panthers' chances of getting a share of the conference title.

Pitt is the No. 3 seed in the tournament and has played in five of the last six tournament title games.

The Panthers will play second-seeded Louisville in the semifinals Friday night. Terrence Williams scored 21 points and Earl Clark added 17 as the No. 12 Cardinals beat West Virginia 82-71 in double overtime.

Dan Fitzgerald matched his career high with 20 points to lead Marquette (24-9). He had set that high in the Golden Eagles' 76-67 win over St. John's in the opening round Wednesday night. Wesley Matthews had 19 points and Dominic James added 16 for the Golden Eagles.

The Golden Eagles were still without Jerel McNeal, a second-team all-Big East selection who averages 14.7 points, 4.8 rebounds, 3.8 assists and 2.6 steals. The sophomore guard injured a thumb in practice last Friday and didn't play in the finale against Pitt or Wednesday's win against St. John's.

The Panthers, who had five players score in double figures, led by one early in the second half before using a 7-0 run capped by Antonio Graves' 3-pointer to build a 49-41 advantage.

The Golden Eagles could only get as close as five before Pitt slowly extended the lead to 69-57 with 8:49 left.



AP Photo

13/11 Pittsburgh 89, 18/19 Marquette 79

Pittsburgh	FG	3P	FT	O-D-REB	PF	TP	A	TO	B	S	MIN
Fitzgerald	f 6-10	4-8	4-5	0-4-4	3	20	1	2	0	1	34
Hayward	f 4-10	0-2	3-3	2-0-2	4	11	1	1	0	0	18
Barro	c 4-7	0-0	0-0	5-5-10	4	8	0	3	1	0	23
James	g 5-12	2-8	4-4	0-3-3	3	16	5	2	0	1	35
Matthews	g 6-11	1-2	6-6	2-5-7	3	19	3	4	0	1	35
Cubillan	2-7	1-4	0-0	0-3-3	3	5	3	0	0	0	30
Burke	0-0	0-0	0-0	0-0-0	2	0	0	1	0	0	9
Kinsella	0-1	0-0	0-1	1-0-1	3	0	0	0	1	0	11
Lott	0-0	0-0	0-0	0-0-0	1	0	0	0	0	0	5
Team				2-1-3							
Totals	27-58	8-24	17-19	12-21	26	79	13	14	2	3	200
	46.6	33.3	89.5	33							

Pittsburgh	FG	3P	FT	O-D-REB	PF	TP	A	TO	B	S	MIN
Kendall	f 2-5	0-0	3-4	4-3-7	4	7	4	0	1	1	30
-Gray	c 7-16	0-0	8-14	6-4-10	3	22	1	2	2	0	28
Fields	g 5-10	2-5	1-2	0-4-4	0	13	4	1	0	3	30
Graves	g 3-6	2-3	2-2	1-0-1	3	10	0	2	0	0	27
Benjamin	0-0	0-0	0-0	0-0-0	0	0	0	0	0	0	5
Ramon	1-2	1-2	0-2	0-2-1	1	4	2	1	0	2	24
Biggs	0-0	0-0	0-0	0-1-1	1	0	1	0	0	0	3
Young	5-6	0-0	7-10	1-1-2	3	17	1	1	0	1	19
Team				2-1-3							
Totals	28-57	6-11	27-41	16-21	17	89	13	7	3	8	200
	49.1	54.5	65.9	37							

Officials: Mike Kitts, Ed Corbett, Jeff Clark
Attendance: 19,594

Score by Periods	1st	2nd	Total
Marquette	37	42	79
Pittsburgh	40	49	89

Michigan State 61, 18/19 Marquette 49

Game 34 • March 17, 2007 • NCAA Tournament

Joel Coliseum • Winston-Salem, N.C.

WINSTON-SALEM, N.C. (AP) — Raymar Morgan scored eight of his 14 points during a dominating first half, and ninth-seeded Michigan State clamped down on eighth-seeded Marquette in a 61-49 win in the first round of the East Regional on Thursday night.

"I don't want to just be a defensive team — basketball is a two-way game," Michigan State head coach Tom Izzo said. "Saying that, if you can only be good at one, your chances of moving on are better if it's the defensive end."

Drew Neitzel and Marquise Gray added 12 points apiece for the Spartans (23-11), who shot nearly 54 percent and never trailed in advancing to face the North Carolina-Eastern Kentucky winner in the second round Saturday.

"It's been our mind-set the whole season to win with defense," Neitzel said. "We don't have the most dynamic weapons on the offensive end, so we've had to rely on our team defense the whole season — especially in this game."

The nation's fourth-best scoring defense held Marquette scoreless for almost 10 minutes to start the game and limited the Golden Eagles — coached by Izzo's longtime friend, Tom Crean — to less than 32 percent shooting in one of their worst performances of the season.

Izzo saved a few tricks for his first matchup against his close friend, with most coming on defense.

"We had some new things, but bottom line, they executed their defense game plan really well, and we didn't," Crean said. "It's not easy to chase those screens."



Michigan State 61, 18/19 Marquette 49

Michigan State	FG	3P	FT	O-D-REB	PF	TP	A	TO	B	S	MIN
Morgan	f 4-7	0-0	6-6	2-7-9	1	14	0	4	1	0	35
Gray	f 4-5	0-0	4-4	1-4-5	4	12	2	2	1	0	20
Naymick	c 2-3	0-0	0-0	0-1-1	5	4	0	1	1	0	11
Walton	g 2-2	0-0	1-2	0-2-2	1	5	5	3	0	4	35
Neitzel	g 4-11	2-6	2-3	0-5-5	0	12	5	2	0	1	39
Ibok	0-0	0-0	0-0	0-0-0	2	0	0	1	0	0	5
Suton	3-5	0-0	0-0	1-2-3	4	6	3	1	0	0	29
Dahlman	0-0	0-0	0-0	0-0-0	0	0	0	0	0	0	1
Joseph	2-6	2-4	0-0	0-1-1	0	6	1	1	0	1	17
Hannon	1-2	0-0	0-0	0-0-0	1	2	1	0	0	0	8
Team				0-2-2							
Totals	22-41	4-10	13-15	4-24	18	61	17	15	3	6	200
	53.7	40.0	86.7	28							

Marquette	FG	3P	FT	O-D-REB	PF	TP	A	TO	B	S	MIN
Fitzgerald	f 2-7	2-6	0-0	1-3-4	5	6	0	0	0	0	25
Hayward	f 2-5	0-1	0-0	0-4-4	3	4	0	2	0	0	25
Barro	f 0-0	0-0	1-2	2-0-2	4	1	0	2	0	0	17
James	g 6-16	4-10	2-2	1-1-2	0	18	2	3	0	2	36
Matthews	g 2-9	1-4	5-6	5-1-6	4	10	1	6	1	1	31
Cubillan	3-8	3-8	0-0	0-2-2	2	9	3	1	0	1	27
Burke	0-1	0-0	0-2	0-0-0	0	0	0	0	0	0	4
Kirsella	0-1	0-0	0-0	1-2-3	0	0	0	1	1	0	12
Lott	0-0	0-0	1-3	2-2-4	1	1	1	0	2	2	23
Team				0-2-2							
Totals	15-47	10-29	9-15	12-17	19	49	7	15	4	6	200
	31.9	34.5	60.0	29							

Officials: Mike Kitts, D.J. Garstensen, Bryan Kersey
Attendance: 14,148

Score by Periods	1st	2nd	Total
Michigan State	30	31	61
Marquette	18	31	49

MU in the BIG EAST Statistics

	All Games	BIG EAST Games
Scoring Offense	71.9 7th	70.6 5th
Scoring Defense	64.9 9th	66.8 10th
Scoring Margin	+6.9 9th	+1.8 9th
FT Pct.	66.9 11th	69.6 7th
FG Pct.	43.6 9th	41.9 10th
FG Pct. Def.	42.0 11th	42.3 9th
3FG Pct.	33.3 10th	33.1 10th
3FG Pct. Def.	34.5 11th	31.5 5th
Rebounding	36.8 5th	37.2 4th
Rebounds Allowed	33.5 7th	35.5 8th
Rebound Margin	+3.3 7th	+1.7 6th
Blocked Shots	3.38 13th	2.81 15th
Assists	13.97 10th	13.50 9th
Steals	8.68 2nd	7.50 6th
Turnover Margin	+2.47 4th	+0.62 7th
Ast/TO Ratio	0.96 11th	0.93 10th
Off. Rebounds	14.35 2nd	14.94 2nd
Def. Rebounds	22.44 12th	22.25 9th
3FG Made	6.38 9th	6.25 9th
Attendance	15,345 3rd	17,929 3rd

Individuals in the BIG EAST Statistics (All Games)

Ousmane Barro	Field Goal Pct.	59.9	3rd
	Rebounding	6.9	16th
Dominic James	Assists	5.13	3rd
	Steals	1.88	4th
	Scoring	14.9	11th
Wesley Matthews	Scoring	12.6	28th
	Steals	1.44	15th
	Free Throw Pct.	77.5	15th
Jerel McNeal	Steals	2.62	2nd
	Scoring	14.7	15th
	Assists	3.76	14th

MU in the NCAA Statistics (Top 50)

Steals	8.7	26th
--------	-----	------

Individuals in the NCAA Statistics

Jerel McNeal	Steals	2.6	10th
Dominic James	Steals	1.9	73rd
	Assists	4.9	61st



2006-07 Season Superlatives

Marquette Highs

Points	95	vs Eastern Michigan (Nov. 18)
FG Made	34	vs Texas Tech (Nov. 20)
FG Attempts	69	vs Eastern Michigan (Nov. 18)
FG Percentage	59.2	29-49 vs Oakland (Dec. 19)
3FG Made	13	vs Eastern Michigan (Nov. 18)
3FG Attempts	29	vs Michigan State (March 17)
3FG Percentage	64.3	9-14 vs Delaware State (Dec. 5)
FT Made	31	vs Villanova (Feb. 19)
FT Attempts	35	Twice
FT Percentage	92.3	12-13 at Georgetown (Feb. 10)
Rebounds	53	vs Northwestern State (Dec. 1)
Assists	22	vs Eastern Michigan (Nov. 18)
Steals	17	vs Detroit (Nov. 14)
Blocks	11	vs Eastern Michigan (Nov. 18)
Turnovers	23	Twice
Fouls	28	Three times

Marquette Lows

Points	49	vs Michigan State (March 17)
FG Made	15	vs Michigan State (March 17)
FG Attempts	42	vs Savannah State (Dec. 30)
FG Percentage	29.2	19-65 vs Idaho State (Nov. 13)
3FG Made	2	Three times
3FG Attempts	7	vs Oakland (Dec. 19)
3FG Percentage	16.7	3-18 vs Wisconsin (Dec. 9)
FT Made	6	Twice
FT Attempts	13	at Georgetown (Feb. 10)
FT Percentage	33.3	6-18 vs Md.-Baltimore County (Dec. 16)
Rebounds	27	vs Morgan State (Dec. 22)
Assists	7	Twice
Steals	3	Four times
Blocks	0	Three times
Turnovers	8	Twice
Fouls	14	Twice

Opponent Highs

Points	89	vs Pittsburgh (March 8)
FG Made	29	vs Wisconsin (Dec. 9)
FG Attempts	66	vs Pittsburgh (March 3)
FG Percentage	53.7	22-41 vs Michigan State (March 17)
3FG Made	12	at Valparaiso (Nov. 27)
3FG Attempts	25	Twice
3FG Percentage	54.5	6-11 vs Pittsburgh (March 8)
FT Made	27	Twice
FT Attempts	41	vs Pittsburgh (March 8)
FT Percentage	94.4	17-18 vs Duke (Nov. 21)
Rebounds	47	at Notre Dame (Feb. 24)
Assists	20	at USF (Jan. 28)
Steals	14	at Connecticut (Jan. 10)
Blocks	10	at USF (Jan. 28)
Turnovers	25	vs Idaho State (Nov. 13)
Fouls	28	Twice

Opponent Lows

Points	45	vs Detroit (Nov. 14)
FG Made	16	Twice
FG Attempts	41	vs Michigan State (March 17)
FG Percentage	31.4	16-51 vs Oakland (Dec. 19)
3FG Made	3	Four times
3FG Attempts	8	vs North Dakota State (Dec. 2)
3FG Percentage	21.1	4-19 vs Savannah State (Dec. 30)
FT Made	2	vs Idaho State (Nov. 13)
FT Attempts	5	vs Idaho State (Nov. 13)
FT Percentage	40.0	2-5 vs Idaho State (Nov. 13)
Rebounds	22	vs Louisville (Feb. 17)
Assists	7	Twice
Steals	3	Four times
Blocks	0	Three times
Turnovers	7	vs Pittsburgh (March 8)
Fouls	15	Twice

Marquette — Individual Game Highs

Points	25	Jerel McNeal vs Morgan State (Dec. 22)
	25	Dominic James vs Duke (Nov. 21)
FG Made	10	Ousmane Barro vs Northwestern State (Dec. 1)
	9	Twice
FG Attempts	22	Jerel McNeal vs Hillsdale Coll. (Nov. 10)
	20	Dominic James at Notre Dame (Feb. 24)
FG Percentage	100.0 (5-5)	David Cubillan vs West Virginia (Jan. 13)
	87.5 (7-8)	Wesley Matthews, twice
3FG Made	4	10 times
3FG Attempts	10	Dominic James vs Michigan State (March 17)
	9	Dominic James, three times
3FG Percentage	100.0 (4-4)	David Cubillan vs West Virginia (Jan. 13)
	100.0 (2-2)	Seven times
FT Made	12	Wesley Matthews vs Villanova (Feb. 19)
	11	Dominic James at Valparaiso (Nov. 27)
FT Attempts	13	Jerel McNeal at Connecticut (Jan. 10)
	13	Dominic James at Valparaiso (Nov. 27)
FT Percentage	100.0 (12-12)	Wesley Matthews vs Villanova (Feb. 19)
	100.0 (10-10)	Wesley Matthews vs Providence (Feb. 3)
Rebounds	13	Ousmane Barro, three times
Assists	10	Dominic James vs Pittsburgh (March 3)
	10	Jerel McNeal vs Seton Hall (Jan. 24)
Steals	7	Jerel McNeal vs North Dakota State (Dec. 2)
	6	Jerel McNeal, three times
Blocks	3	Eight times
Turnovers	8	Jerel McNeal at Connecticut (Jan. 10)
	7	Jerel McNeal vs Syracuse (Jan. 7)

Opponent — Individual Game Highs

Points	28	Alando Tucker vs Wisconsin (Dec. 9)
	26	Andre Smith vs North Dakota State (Dec. 2)
FG Made	13	Alando Tucker vs Wisconsin (Dec. 9)
	11	Andre Smith vs North Dakota State (Dec. 2)
FG Attempts	22	Alando Tucker vs Wisconsin (Dec. 9)
	20	Luke Harangody at Notre Dame (Feb. 24)
FG Percentage	87.5 (7-8)	Aaron Gray vs Pittsburgh (March 3)
	85.7 (6-7)	Aaron Spears at St. John's (March 7)
3FG Made	5	Scottie Reynolds vs Villanova (Feb. 19)
	4	Eight times
3FG Attempts	11	Anthony Mason at St. John's (March 7)
	11	Erik Kangas vs Oakland (Dec. 19)
3FG Percentage	100.0 (2-2)	Jon Plefka vs Texas Tech (Nov. 20)
	100.0 (2-2)	Logan Kinghorn vs Idaho State (Nov. 13)
FT Made	10	Weyinmi Efejuku at Providence (Jan. 4)
	9	Roy Hibbert at Georgetown (Feb. 10)
FT Attempts	14	Aaron Gray vs Pittsburgh (March 8)
	11	Four times
FT Percentage	100.0 (10-10)	Weyinmi Efejuku at Providence (Jan. 4)
	100.0 (8-8)	Derick Nelson vs Oakland (Dec. 19)
Rebounds	13	Aaron Gray vs Pittsburgh (March 3)
	13	Luke Harangody at Notre Dame (Feb. 24)
Assists	12	Eugene Lawrence at St. John's (March 7)
	11	Geoff McDermott at Providence (Jan. 4)
Steals	6	Geoff McDermott vs Providence (Feb. 3)
	5	Solomon Bozeman at USF (Jan. 28)
Blocks	7	Herbert Hill at Providence (Jan. 4)
	6	Twice
Turnovers	8	Carlos Medlock vs Eastern Michigan (Nov. 18)
	7	Three times

All-Time Career Stats Leaders

Games Played

1.	126	Steve Novak	2002-06
	126	Scott Merritt	2000-04
2.	125	Roney Elford	1992-96
3.	123	Tony Miller	1991-95
4.	122	Aaron Hutchins	1994-98
	122	Faisal Abraham	1993-97
	122	Anthony Pieper	1993-97
	122	Mandy Johnson	1981-85
8.	120	Travis Diener	2001-05
	120	Cordell Henry	1998-02
	120	Tom Copa	1983-87
	120	Marc Marotta	1980-84

Points

1.	1,773	George Thompson	1966-69
2.	1,735	Butch Lee	1974-78
3.	1,691	Travis Diener	2001-05
4.	1,690	Brian Wardle	1997-01
5.	1,688	Tony Smith	1986-90
6.	1,663	Bo Ellis	1973-77
7.	1,647	Damon Key	1990-94
8.	1,637	Dean Meminger	1968-71
9.	1,571	Trevor Powell	1987-91
10.	1,567	Steve Novak	2002-06

Scoring Average

1.	20.4	George Thompson	1966-69
2.	19.7	Dwyane Wade	2001-03
3.	19.0	Jim Chones	1970-72
4.	18.8	Dean Meminger	1968-71
5.	18.6	Don Kojis	1958-61
6.	18.6	Mike Morgan	1956-59
7.	18.3	Bob Wolf	1964-67
8.	17.0	Terry Rand	1953-56
9.	16.4	Tom Flynn	1963-66
10.	16.2	Ron Glazer	1960-63

Field Goals Made

1.	674	Bo Ellis	1973-77
2.	666	Butch Lee	1974-78
3.	656	George Thompson	1966-69
4.	627	Damon Key	1990-94
5.	615	Tony Smith	1987-90
6.	603	Don Kojis	1958-61
7.	572	Dean Meminger	1968-71
8.	571	Brian Wardle	1997-01
9.	543	Earl Tatum	1972-76
	543	Bob Wolf	1964-67

Field Goals Attempted

1.	1,430	Brian Wardle	1997-01
2.	1,403	Butch Lee	1974-78
3.	1,400	Don Kojis	1958-61
4.	1,383	Bo Ellis	1973-77
5.	1,350	George Thompson	1966-69
6.	1,272	Tom Flynn	1963-66
7.	1,252	Roney Eford	1992-96
8.	1,234	Dean Meminger	1968-71
9.	1,231	Trevor Powell	1987-91
10.	1,229	Damon Key	1990-94

Field Goal Percentage (min. 450 FGA)

1.	58.8	Ric Cobb	1968-70
2.	55.2	Jim McIlvaine	1990-94
3.	54.8	Jerome Whitehead	1975-78
4.	54.7	Jim Chones	1970-72
5.	54.5	Amal McCaskill	1991-96
6.	53.4	Tyrone Baldwin	1988-90
7.	53.1	Ron Curry	1990-93
8.	52.1	Trevor Powell	1987-91
9.	52.0	Tony Smith	1986-71
10.	51.0	Damon Key	1990-94

Three-Point Field Goals Made

1.	354	Steve Novak	2002-06
2.	284	Travis Diener	2001-05
3.	244	Robb Logterman	1990-94
4.	221	Aaron Hutchins	1994-98
5.	216	Mark Anglavar	1987-91
6.	211	Anthony Pieper	1993-97
7.	197	Brian Wardle	1997-01
8.	178	Tony Miller	1991-95
9.	169	John Cliff	1996-00
10.	150	Roney Eford	1992-96

Three-Point Field Goals Attempted

1.	768	Steve Novak	2002-06
2.	687	Travis Diener	2001-05
3.	595	Robb Logterman	1990-94
4.	592	Aaron Hutchins	1994-98
5.	564	Anthony Pieper	1993-97
6.	553	Brian Wardle	1997-01
7.	501	Mark Anglavar	1987-91
8.	486	John Cliff	1996-00
9.	482	Tony Miller	1991-95
10.	421	Cordell Henry	1998-02

Three-Point Field Goal Percentage (min. 100 3FGA)

1.	46.1	Steve Novak	2002-06
2.	43.1	Mark Anglavar	1987-91
3.	42.9	Tony Smith	1986-90
4.	42.5	David Cubillan	2006-
5.	41.6	Dan Fitzgerald	2005-
6.	41.5	Mike Flory	1986-89
7.	41.3	Travis Diener	2001-05
8.	41.0	Robb Logterman	1990-94
9.	38.5	Roney Elford	1992-96
10.	38.3	David Diggs	1998-02

Free Throws Made

1.	493	Dean Meminger	1968-71
2.	457	George Thompson	1966-69
3.	406	Tony Smith	1986-90
4.	403	Butch Lee	1974-78
5.	393	Bob Wolf	1964-67
6.	390	Rube Schulz	1951-55
7.	385	Travis Diener	2001-05
8.	378	Damon Key	1990-94
9.	361	Russ Wittberger	1952-55
10.	357	Mike Morgan	1957-59

Free Throws Attempted

1.	762	Dean Meminger	1968-71
2.	674	George Thompson	1966-69
3.	549	Bob Wolf	1964-67
4.	532	Rube Schulz	1951-55
5.	531	Terry Rand	1953-56
6.	529	Russ Wittberger	1951-55
7.	525	Mike Morgan	1956-59
8.	517	Tony Smith	1986-90
9.	501	Jim McIlvaine	1990-94
10.	490	Don Kojis	1958-61

Free Throw Percentage (min. 200 FTA)

1.	93.1	Steve Novak	2002-06
2.	84.8	Butch Lee	1974-78
3.	83.7	Travis Diener	2001-05
4.	82.6	Brian Brunkhorst	1964-68
5.	82.5	Oliver Lee	1977-81
6.	81.3	Bob Walczak	1951-57
7.	81.1	Brad Luchini	1965-68
	81.1	Brian Wardle	1997-01
9.	79.9	Robb Logterman	1990-94
10.	78.7	Lloyd Walton	1973-76

Rebounds

1.	1,222	Don Kojis	1958-61
2.	1,085	Bo Ellis	1973-77
3.	978	Terry Rand	1953-56
4.	938	Walt Mangham	1957-60
5.	771	Tom Flynn	1963-66
6.	770	Mike Morgan	1956-59
7.	765	Trevor Powell	1987-91
8.	753	John Glaser	1955-58
9.	739	Damon Key	1990-94
10.	733	Paul Carbins	1964-67

Rebounding Average

1.	15.1	Don Kojis	1958-61
2.	12.7	Terry Rand	1953-56
3.	12.3	Walt Mangham	1957-60
4.	11.7	Jim Chones	1970-72
5.	10.7	Maurice Lucas	1973-74
6.	10.6	John Glaser	1955-58
7.	10.5	Mike Morgan	1956-59
8.	10.3	Paul Carbins	1964-67
9.	9.9	Tom Flynn	1963-66
10.	9.7	David Boone	1985-87

Assists

1.	956	Tony Miller	1991-95
2.	617	Travis Diener	2001-05
3.	550	Aaron Hutchins	1994-98
4.	480	Lloyd Walton	1973-76
5.	469	Tony Smith	1986-90
6.	430	Cordell Henry	1998-02
7.	409	Glenn Rivers	1980-83
8.	408	Michael Sims	1984-88
9.	394	Michael Wilson	1978-82
10.	384	Sam Worthen	1978-80

Blocked Shots

1.	399	Jim McIlvaine	1990-94
2.	175	Amal McCaskill	1991-96
3.	172	Faisal Abraham	1993-97
4.	119	Michael Wilson	1978-82
5.	113	Scott Merritt	2000-04
6.	103	Walter Downing	1984-86
7.	93	Trevor Powell	1987-91
8.	89	Mike Bargon	1995-99
9.	84	Tom Copa	1983-87
10.	79	Dwyane Wade	2001-03

Steals

1.	272	Michael Wilson	1978-82
2.	253	Mandy Johnson	1981-85
3.	203	Glenn Rivers	1980-83
4.	190	Tony Smith	1986-90
5.	188	Michael Sims	1984-88
6.	185	Tony Miller	1991-95
7.	165	Aaron Hutchins	1994-98
8.	158	Travis Diener	2001-05
	158	Kerry Trotter	1982-86
10.	150	Dwyane Wade	2001-03

All-Time Single Season Stats Leaders

Points			Three-Point Field Goals Attempted			Rebounding Average						
1.	710	Dwyane Wade	2002-03	1.	259	Steve Novak	2005-06	1.	17.1	Don Kojis	1960-61	
2.	689	Tony Smith	1989-90	2.	207	Steve Novak	2003-04	2.	15.4	Don Kojis	1959-60	
3.	664	George Thompson	1967-68	3.	200	Travis Diener	2003-04	3.	14.7	Terry Rand	1954-55	
4.	628	Butch Lee	1976-77	4.	195	Anthony Pieper	1994-95	4.	14.0	John Glaser	1956-57	
5.	616	Dean Meminger	1970-71	5.	193	Steve Novak	2004-05	5.	13.6	Walt Mangham	1959-60	
6.	586	George Thompson	1968-69	6.	192	Aaron Hutchins	1995-96	6.	13.1	Terry Rand	1955-56	
7.	584	Travis Diener	2003-04	7.	190	Travis Diener	2002-03	7.	13.0	Don Kojis	1958-59	
8.	578	Don Kojis	1960-61	8.	187	Tony Miller	1994-95	8.	12.8	Walt Mangham	1958-59	
9.	573	Bob Wolf	1965-66	9.	185	Mark Anglavar	1989-90	9.	11.9	Jim Chones	1971-72	
10.	571	Dwyane Wade	2001-02	10.	184	Aaron Hutchins	1996-97	10.	11.7	Paul Carbins	1964-65	
					184	Dominic James	2006-07					
Scoring Average			Three-Point Field Goal Percentage (min. 75 3FGA)			Assists						
1.	23.8	Tony Smith	1989-90	1.	53.5	53-99	Mark Anglavar	1988-89	1.	274	Tony Miller	1993-94
2.	22.9	George Thompson	1967-68	2.	50.5	55-109	Steve Novak	2002-03	2.	248	Tony Miller	1994-95
3.	22.0	Bob Wolf	1965-66	3.	47.4	55-116	Mark Anglavar	1990-91	3.	221	Tony Miller	1991-92
4.	21.5	Dwyane Wade	2002-03	4.	46.9	46-98	Tony Miller	1992-93	4.	215	Aaron Hutchins	1995-96
5.	21.4	Don Kojis	1960-61	5.	46.7	121-259	Steve Novak	2005-06	5.	213	Tony Miller	1992-93
6.	21.2	Dean Meminger	1970-71	6.	46.1	89-193	Steve Novak	2004-05	6.	209	Sam Worthen	1978-79
7.	20.9	Don Kojis	1959-60	7.	45.0	90-200	Travis Diener	2003-04	7.	187	Travis Diener	2003-04
8.	20.5	Jim Chones	1971-72	8.	44.6	75-168	Robb Logterman	1993-94	8.	184	Travis Diener	2002-03
9.	20.4	Mike Moran	1956-57	9.	44.5	69-155	Robb Logterman	1991-92	9.	183	Lloyd Walton	1975-76
10.	20.3	Terry Rand	1955-56	10.	44.2	57-129	Travis Diener	2001-02	10.	175	Sam Worthen	1979-80
Field Goals Made			Free Throws Made			Blocked Shots						
1.	252	George Thompson	1967-68	1.	194	Dwyane Wade	2002-03	1.	142	Jim McIlvane	1993-94	
2.	251	Dwyane Wade	2002-03	2.	184	Dean Meminger	1970-71	2.	92	Jim McIlvane	1990-91	
3.	241	Earl Tatum	1975-76	3.	178	Dean Meminger	1969-70	3.	86	Jim McIlvane	1991-92	
4.	240	Tony Smith	1989-90	4.	174	George Thompson	1968-69	4.	84	Faisal Abraham	1996-97	
5.	239	Butch Lee	1976-77	5.	173	Tony Smith	1989-90	5.	79	Jim McIlvane	1992-93	
6.	236	Bernard Toone	1978-79	6.	160	George Thompson	1967-68	6.	76	Amal McCaskill	1994-95	
7.	232	Don Kojis	1960-61	7.	150	Butch Lee	1976-77	7.	63	Walter Downing	1984-85	
8.	230	Jim Chones	1970-71	8.	150	Rube Schulz	1954-55	8.	58	Faisal Abraham	1995-96	
9.	223	Dwyane Wade	2001-02	9.	143	Bob Wolf	1965-66	9.	55	Amal McCaskill	1995-96	
10.	219	Don Kojis	1959-60	10.	143	Russ Wittberger	1952-53	10.	47	Dwayne Johnson	1983-84	
Field Goals Attempted			Free Throws Attempted			Steals						
1.	536	Don Kojis	1960-61	1.	279	Dean Meminger	1969-70	1.	89	Michael Wilson	1980-81	
2.	507	George Thompson	1967-68	2.	250	Dean Meminger	1970-71	2.	87	Mandy Johnson	1984-85	
3.	501	Dwyane Wade	2002-03	3.	249	Dwyane Wade	2002-03	3.	79	Dwyane Wade	2001-02	
4.	501	Butch Lee	1976-77	4.	247	George Thompson	1967-68	4.	77	Glenn Rivers	1982-83	
5.	493	Earl Tatum	1975-76	5.	240	George Thompson	1968-69	5.	76	Jerel McNeal	2006-07	
6.	485	Tony Smith	1989-90	6.	233	Dean Meminger	1968-69	6.	75	Mandy Johnson	1983-84	
7.	483	Bernard Toone	1978-79	7.	206	Mike Moran	1958-59	7.	71	Dwyane Wade	2002-03	
8.	481	Don Kojis	1959-60	8.	205	Terry Rand	1955-56	8.	65	Glenn Rivers	1981-82	
9.	458	Dwyane Wade	2001-02	9.	203	Rube Schulz	1954-55	9.	65	Michael Wilson	1981-82	
10.	458	Oliver Lee	1980-81	10.	202	Tony Smith	1989-90	10.	64	Jerel McNeal	2005-06	
Field Goal Percentage (min. 230 FGA)			Free Throw Percentage (min. 100 FTA)									
1.	65.5	152-232	Terry Rand	1953-54	1.	88.3	136-154	Travis Diener	2003-04			
2.	59.2	138-233	Ron Curry	1991-92	2.	88.1	104-118	Bob Walczak	1954-55			
3.	57.7	146-253	Damon Key	1991-92	3.	87.2	150-172	Butch Lee	1976-77			
4.	57.4	230-401	Jim Chones	1970-71	4.	86.9	93-107	Damon Key	1992-93			
5.	55.7	191-343	Robert Jackson	2002-03	5.	86.3	107-124	Brad Luchini	1967-68			
6.	55.3	182-329	Glenn Rivers	1980-81	6.	86.0	86-100	Brian Brunkhorst	1965-66			
7.	54.1	164-303	Ron Curry	1992-93	7.	85.6	173-202	Tony Smith	1989-90			
8.	52.8	170-322	Jim McIlvane	1993-94	8.	84.9	90-106	Aaron Hutchins	1995-96			
9.	52.7	184-349	Trevor Powell	1988-89	9.	83.8	129-154	Brian Wardle	2000-01			
10.	52.0	180-346	David Boone	1986-87		83.8	124-148	Travis Diener	2004-05			
Three-Point Field Goals Made			Rebounds									
1.	121	Steve Novak	2005-06	1.	462	Don Kojis	1960-61					
2.	90	Travis Diener	2003-04	2.	396	Terry Rand	1954-55					
3.	89	Steve Novak	2004-05	3.	384	Don Kojis	1959-60					
	89	Steve Novak	2003-04	4.	376	Don Kojis	1958-59					
5.	75	Robb Logterman	1993-94	5.	372	Walt Mangham	1958-59					
6.	73	Anthony Pieper	1994-95	6.	349	John Glaser	1956-57					
7.	71	Aaron Hutchins	1995-96	7.	341	Walt Mangham	1959-60					
8.	69	Travis Diener	2002-03	8.	333	Jim Chones	1970-71					
	69	Robb Logterman	1991-92	9.	328	Maurice Lucas	1973-74					
10.	68	Travis Diener	2004-05	10.	319	David Boone	1985-86					



1 • Dominic James

Sophomore
Guard
5-11
165
Richmond, Ind.
Richmond

2006-07 Season: Named an Associated Press Honorable Mention All-American ... Named to BIG EAST All-Conference First Team ... Unanimous Preseason All-BIG EAST ... named to the John R. Wooden Award Preseason Top 50 ... named to Rivals.com Preseason All-America First Team ... named Collegehoops.net Preseason All-American ... named All-American by four ESPN.com experts, including Jay Bilas and Pat Forde ... nominee for Bob Cousy Award ... preseason candidate for Naismith Award ... named to Wooden Award Midseason All-American Team ... named Bob Cousy Award finalist ... Named Naismith Award Finalist ... Named to NABC Division I All-District First Team ... Named to USBWA All-District Team ... Named to BIG EAST Weekly Honor Roll (Nov. 27) ... Named BIG EAST Player of the Week (Jan. 15) ... Named BIG EAST Player of the Week (Jan. 22). Had 13 points and four assists against Hillsdale Coll. (Nov. 10) ... scored 37 points and had eight assists in two games of the Milwaukee Region of the CBE Classic, where he was named MVP ... led team with 17 points against Eastern Mich. (Nov. 18) ... scored 16 points vs Texas Tech (Nov. 20) and 25 points in win over Duke (Nov. 21) en route to a CBE Classic MVP honor and BIG EAST Honor Roll mention ... also was named CollegeInsider.com Player of the Week for his efforts ... had season high seven assists in Duke win, accounting for 16 of MU's 25 field goals ... led team with 22 points, half coming on a career high 11 made free throws vs. Valparaiso (Nov. 27) ... Recorded 19 points, five rebounds and six assists against Northwestern State (Dec. 1) ... was 5-for-7 from the field, scoring 13 points vs. Delaware State (Dec. 5) ... connected for 19 points against Wisconsin (Dec. 9) ... registered a team high 17 points and six assists, along with four steals in win against UMBC (Dec. 16) ... recorded nine assists, scored 20 points and grabbed six rebounds vs. Oakland (Dec. 21) ... against Savannah St. (Dec. 30), scored 22 points with six assists ... had 12 points and four assists against Providence (Jan. 4) ... scored 17 points at Connecticut (Jan. 10) ... scored a game-high 21 points and tied a career best with five steals against West Virginia (Jan. 13) ... was named BIG EAST Player of the Week (Jan. 15) ... tallied 18 points and five assists at Louisville (Jan. 15) ... scored a team-high 23 points with five assists and no turnovers in win over Pittsburgh (Jan. 21) ... named BIG EAST Player of the Week (Jan. 22) ... was 5-for-10 from the field, scoring 11 points vs. Seton Hall (Jan. 24) ... had six assists, four steals and 16 points against USF (Jan. 28) ... tallied seven assists without a turnover against Rutgers (Feb. 7) ... recorded 17 points at DePaul (Feb. 14) ... tied a team-high with 18 points and had five assists against Villanova (Feb. 19) ... recorded a season-high nine rebounds to go along with 14 points and eight assists against Notre Dame (Feb. 24) ... made a career-high 10 assists against Pittsburgh (Mar. 3) ... had eight assists vs St. John's (Mar. 7) ... scored 16 points against Pittsburgh (Mar. 8) ... scored a team-high 18 points in first round of NCAA Tournament against Michigan State (Mar. 15).

Career Highs

Points 29, DePaul (1/17/06)
Rebounds 11, Louisville (3/1/06)
Field Goals 11, DePaul (1/17/06)
FG Attempts 21, Nebraska (11/30/05)
Three FG 4, Four Times
Three FG Att. 14, Nebraska (11/30/05)
Free Throws 11, Valparaiso (11/27/06)
Free Throw Att. 13, Valparaiso (11/27/06)
Assists 10, Pittsburgh (3/3/07)
Steals 5, Three Times
Blocks 1, 13 Times
Minutes 42, Louisville (3/1/06)

Season Highs

25, Duke (11/21)
 9, Notre Dame (2/24)
 9, Duke (11/21)
 20, Notre Dame (2/24)
 4, Three Times
 10, Michigan (3/15)
 11, Valparaiso (11/27)
 13, Valparaiso (11/27)
 10, Pittsburgh (3/3)
 5, West Virginia (1/13)
 1, Four Times
 39, Pittsburgh (1/21)

James Game-by-Game

Opponent	Min.	FG-A	3P-A	FT-A	O-D-R	F	A	TO	B	S	Pts.
Hillsdale Coll.	30	3-15	0-1	7-8	0-1-1	2	4	2	0	4	11
Idaho State	38	5-14	3-8	4-9	1-4-5	1	3	3	0	4	17
Detroit	29	8-15	2-5	2-4	0-2-2	1	5	0	0	4	20
Eastern Mich.	25	6-11	3-6	2-4	1-1-2	3	6	4	0	3	17
vs Texas Tech	32	7-15	1-6	1-4	0-1-1	3	1	4	0	0	16
vs Duke	34	9-15	2-4	5-6	1-2-3	0	7	1	0	1	25
at Valparaiso	26	4-12	3-9	11-13	0-0-0	2	3	2	0	1	22
Northwestern St.	31	7-12	0-3	5-7	1-4-5	2	6	1	0	2	19
North Dakota St.	27	3-11	1-5	1-2	0-2-2	2	6	3	1	2	8
Delaware St.	33	5-7	2-2	1-4	0-1-1	2	1	4	1	0	13
Wisconsin	37	7-19	2-7	3-6	1-3-4	2	1	2	0	2	19
Md.-Baltimore Co.	36	8-16	0-6	1-1	0-2-2	2	6	3	0	4	17
Oakland	31	8-14	1-2	3-5	2-4-6	2	9	6	0	1	20
Morgan St.	31	2-6	1-2	2-2	0-0-0	1	3	6	0	2	7
Savannah St.	35	6-11	2-5	8-11	0-1-1	2	6	3	0	2	22
at Providence	37	3-11	1-8	5-7	0-2-2	3	4	1	0	2	12
Syracuse	32	3-12	0-7	0-3	1-3-4	4	6	2	1	3	6
at Connecticut	33	5-18	1-5	6-10	2-2-4	2	4	3	0	3	17
West Virginia	33	8-17	3-5	2-4	1-4-5	2	6	4	0	5	21
at Louisville	35	7-16	4-7	0-0	0-3-3	2	5	4	0	1	18
at Pittsburgh	39	6-14	4-9	7-8	0-1-1	3	5	0	0	0	23
Seton Hall	36	5-10	1-3	0-4	0-4-4	2	4	1	0	1	11
at USF	33	5-11	2-6	4-7	0-3-3	2	6	3	0	4	16
Providence	31	2-11	0-4	2-4	0-2-2	1	3	2	0	0	6
Rutgers	34	1-7	0-4	4-4	1-3-4	4	7	0	0	1	6
at Georgetown	34	2-17	0-6	2-2	0-4-4	1	3	2	0	0	6
at DePaul	38	6-17	1-5	4-7	1-3-4	3	6	3	0	1	17
Louisville	34	3-6	0-1	3-6	1-4-5	3	3	4	0	2	9
Villanova	35	5-13	2-7	6-6	1-2-3	4	5	4	1	2	18
at Notre Dame	36	6-20	1-4	1-3	3-6-9	4	8	1	0	2	14
Pittsburgh	27	3-10	1-5	1-2	0-2-2	1	10	1	1	1	8
vs St. John's	37	2-14	0-9	5-6	0-5-5	2	8	5	0	1	9
vs Pittsburgh	35	5-12	2-8	4-4	0-3-3	3	5	2	0	1	16
vs Michigan State	36	6-16	4-10	2-2	1-1-2	0	2	3	0	2	18

James' Career Stats

Year	GP	GS	Min	Avg	FG-FGA	Pct	3FG-FGA	Pct	FT-FTA	Pct	Off	Def	Tot	Avg	PF	FO	Ast	TO	Blk	Stl	Pts	Avg
2005-06	31	31	1,006	32.5	174-404	43.1	41-136	30.1	84-131	64.1	24	116	140	4.5	74	2	167	87	12	50	473	15.3
2006-07	34	34	1,130	33.2	171-445	38.4	50-184	27.2	114-175	65.1	20	84	104	3.1	72	0	167	89	5	64	506	14.9
TOTAL	65	65	2,136	32.9	345-849	40.6	91-320	28.4	198-306	64.7	44	200	244	3.8	146	2	334	176	17	114	979	15.1



5 • Dan Fitzgerald

Junior
Forward
6-9
205
St. Paul, Minn.
St. Thomas/Tulane

2006-07 Season: Came off the bench and made both field goal attempts against Hillsdale Coll. (Nov. 10) ... scored six points in 25 minutes against Idaho State (Nov. 13), where had six free throw attempts ... hit double digits for the first time in 2006-07 with 12 points against Eastern Mich. (Nov. 18) ... scored 11 points to help MU to a CBE semifinal win over Texas Tech (Nov. 20) ... grabbed a season high seven rebounds against Valparaiso (Nov. 27) ... recorded six rebounds in win over Northwestern State (Dec. 1) ... in first start of season scored 13 points, hitting 5-of-7 shots from the field and grabbed seven rebounds vs. Delaware State (Dec. 5) ... made second start of season, scoring two points and grabbing two rebounds against Wisconsin (Dec. 9) ... scored eight points, grabbed six rebounds and made a career high four steals vs. UMBC (Dec. 16) ... grabbed four rebounds and scored four points in 17 minutes against Oakland (Dec. 19) ... scored 11 points, including nine points from beyond the ark, against Morgan St. (Dec. 22) ... tallied seven points and five rebounds vs. Savannah St. (Dec. 30) ... scored eight points and grabbed five rebounds off the bench against Providence (Jan. 4) ... grabbed five rebounds in 19 minutes vs. West Virginia (Jan. 13) ... tallied a 14 points, going 4-for-6 from three-point range, in 30 minutes off the bench at Pittsburgh (Jan. 21) ... in 14 minutes against USF (Jan. 28), was 3-for-3 from the field, including 2-for-2 from beyond the ark, for eight points ... in 25 minutes off the bench, scored 14 points, going 4-for-6 from beyond the ark while grabbing five rebounds vs. Providence (Feb. 3) ... in 30 minutes, recorded 10 points against Rutgers (Feb. 7) ... in 21 minutes, scored 16 points at DePaul (Feb. 14) ... scored nine points, all in the second half, against Louisville (Feb. 17) ... matched a season high with seven rebounds against Notre Dame (Feb. 24) ... against St. John's (Mar. 7), scored a career-high 20 points ... matched his career high with 20 points while playing in a career-high 34 minutes against Pittsburgh (Mar. 8).


Points	Career Highs	Season Highs
Rebounds	20, Twice	20, Twice
Field Goals	8, Rice (11/18/05)	7, Three Times
FG Attempts	6, Three Times	6, Twice
Three FG	14, Twice	14, Rutgers (2/7)
Three FG Att.	6, DePaul (1/25/06)	4, Three Times
Free Throws	10, Twice	8, Twice
Free Throw Att.	5, Oral Roberts (11/25/05)	4, St. John's (3/7)
Assists	6, Oral Roberts (11/25/05)	6, Idaho State (11/13)
Steals	8, Rice (11/18/05)	3, Twice
Blocks	4, UMBC (12/16/06)	4, UMBC (12/16)
Minutes	2, Pittsburgh (1/28/06)	1, Four Times
	34, Pittsburgh (3/7/07)	34, Pittsburgh (3/7)

Fitzgerald Game-by-Game

Opponent	Min.	FG-A	3P-A	FT-A	O-D-R	F	A	TO	B	S	Pts.
Hillsdale Coll.	19	2-2	1-1	0-0	3-1-4	2	3	2	0	0	5
Idaho State	25	1-5	1-5	3-6	3-2-5	2	2	2	0	0	6
Detroit	15	1-1	0-0	0-0	1-0-1	2	1	1	0	1	2
Eastern Mich.	24	4-9	2-5	2-2	1-2-3	1	0	1	0	2	12
vs Texas Tech	13	2-3	1-2	0-0	2-1-3	2	1	1	0	1	11
vs Duke	22	3-7	1-3	1-3	3-2-5	2	0	0	0	1	8
at Valparaiso	20	0-1	0-1	0-0	1-6-7	3	1	0	0	0	0
Northwestern St.	19	1-2	1-2	1-2	2-4-6	3	1	3	0	0	4
North Dakota St.	14	2-7	1-4	1-1	3-3-6	4	0	0	0	0	6
Delaware St.	26	5-7	3-5	0-0	3-4-7	2	1	1	0	0	13
Wisconsin	21	1-3	0-1	0-0	0-2-2	2	1	1	0	0	2
Md.-Baltimore Co.	18	3-4	2-3	0-1	1-5-6	3	1	1	0	4	8
Oakland	17	1-2	1-2	1-1	0-4-4	1	0	2	0	1	4
Morgan St.	21	4-5	3-4	0-0	0-2-2	2	0	0	0	0	11
Savannah St.	22	2-4	1-3	2-2	1-4-5	0	1	2	1	1	7
at Providence	25	3-8	1-5	1-1	2-3-5	4	1	2	0	0	8
Syracuse	8	0-0	0-0	0-0	0-1-1	5	0	3	0	0	0
at Connecticut	14	1-2	1-2	0-0	0-1-1	4	0	0	0	0	3
West Virginia	19	1-4	0-3	0-0	1-4-5	5	3	1	0	0	2
at Louisville	30	2-6	1-5	1-1	3-2-5	2	0	1	0	0	6
at Pittsburgh	30	4-7	4-6	2-2	0-2-2	5	1	0	0	1	14
Seton Hall	20	2-3	2-3	0-0	0-1-1	4	0	1	1	0	6
at USF	14	3-3	2-2	0-0	1-1-2	4	1	0	0	0	8
Providence	25	5-7	4-6	0-0	3-2-5	1	1	0	0	1	14
Rutgers	30	4-14	2-7	0-0	2-2-4	2	0	0	1	0	10
at Georgetown	27	3-4	1-2	0-0	1-2-3	2	1	1	1	0	7
at DePaul	21	6-10	3-6	1-2	2-2-4	5	1	1	0	1	16
Louisville	27	3-4	2-2	1-1	2-1-3	2	0	2	0	0	9
Villanova	9	0-1	0-0	3-3	0-0-0	2	0	1	0	0	3
at Notre Dame	29	1-8	1-8	2-2	1-6-7	3	1	2	0	0	5
Pittsburgh	27	0-4	0-3	2-2	1-4-5	3	0	2	0	0	2
vs St. John's	31	6-10	4-8	4-5	2-3-5	5	0	0	0	0	20
vs Pittsburgh	34	6-10	4-8	4-5	0-4-4	3	1	2	0	1	20
vs Michigan State	25	2-7	2-6	0-0	1-3-4	5	0	0	0	0	6

Fitzgerald's Career Stats

Year	GP	GS	Min	Avg	FG-FGA	Pct	3FG-FGA	Pct	FT-FTA	Pct	Off	Def	Tot	Avg	PF	FO	Ast	TO	Blk	Stl	Pts	Avg
2003-04 (at TUL)	28	3	413	14.8	37-104	35.6	23-79	29.1	20-32	62.5	17	34	51	1.8	44	1	27	22	4	15	117	4.2
2004-05	Did not play per NCAA Transfer rules																					
2005-06	31	2	617	19.9	56-117	47.9	30-74	40.5	21-29	72.4	24	51	75	2.4	78	4	51	57	6	20	163	5.3
2006-07	34	11	738	21.7	84-174	48.3	52-123	42.3	32-42	76.2	46	86	132	3.9	98	6	24	35	4	15	252	7.4
TOTAL	65	13	1,355	20.8	140-291	48.1	82-197	41.6	53-71	74.6	70	137	207	3.2	176	10	75	92	10	35	415	6.4



10 • David Cubillan

Freshman

Guard

6-0

170

Mara Caibo, Venezuela

(Newark (N.J.) St. Benedict's)

2006-07 Season: Had two blocks, two assists and five points in collegiate debut against Hillsdale Coll. (Nov. 10) ... played 20 minutes against Detroit (Nov. 13), scoring 10 points for the first time in his career ... followed that up with 10 points against Eastern Mich. (Nov. 18) ... had four field goals for 11 points and a career high five rebounds in win over Texas Tech (Nov. 20) ... recorded career high three steals vs. Northwestern State (Dec. 1) ... led Marquette with eight points off the bench vs. North Dakota St. (Dec. 2) ... dished four assists and scored three points in 19 minutes vs. Delaware State (Dec. 5) ... scored eight points in 25 minutes in win against Oakland (Dec. 19) ... also hit three-point field goal for 12th time in 13 games this season ... made first start of career against Providence (Jan. 4), scoring three points ... played 24 minutes, scoring 14 points on 5-of-5 shots from the field, including 4-of-4 from three-point range in win against West Virginia (Jan. 13) ... tied a season high, playing in 30 minutes off the bench in win over Pittsburgh (Jan. 21) ... connected on three of six attempts from beyond the ark for nine points against USF (Jan. 28) ... scored 10 points and connected on four-of-four free throws against Rutgers (Feb. 7) ... tallied eight points off the bench against Villanova (Feb. 19) ... in 27 minutes off the bench, scored 10 points against Notre Dame (Feb. 24) ... scored a career-high 20 points, going 8-for-8 from the free throw line, and matched a career high with five rebounds against Pittsburgh (Mar. 3) ... connected for three three-point field goals, scoring nine points in the first round of the NCAA Tournament against Michigan State (Mar. 15).

Career & Season Highs

Points	20, Pittsburgh (3/3)
Rebounds	5, Twice
Field Goals	5, West Virginia (1/13)
FG Attempts	8, Georgetown (2/10)
Three FG	4, Twice
Three FG Att.	8, Michigan (3/15)
Free Throws	8, Pittsburgh (3/3)
Free Throw Att.	8, Pittsburgh (3/3)
Assists	5, Eastern Mich. (11/18)
Steals	3, Northwestern St. (12/1)
Blocks	2, Hillsdale Coll. (11/10)
Minutes	30, Three Times

Cubillan Game-by-Game

Opponent	Min.	FG-A	3P-A	FT-A	O-D-R	F	A	TO	B	S	Pts.
Hillsdale Coll.	19	2-3	1-2	0-1	1-1-2	2	1	0	2	1	5
Idaho State	18	0-1	0-1	0-0	1-1-2	1	1	0	0	0	0
Detroit	20	3-5	2-3	2-2	0-0-0	2	2	2	0	0	10
Eastern Mich.	16	3-4	3-4	1-2	0-1-1	1	5	1	0	0	10
vs Texas Tech	28	4-6	3-5	0-0	1-4-5	2	1	1	0	1	11
vs Duke	19	1-3	1-3	2-3	0-1-1	2	0	1	0	0	5
at Valparaiso	23	1-3	1-3	1-2	0-2-2	0	1	1	0	1	4
Northwestern St.	22	1-5	1-4	0-0	1-1-2	2	4	1	0	3	3
North Dakota St.	15	3-4	2-3	0-0	0-1-1	2	3	1	0	0	8
Delaware St.	19	1-2	1-1	0-0	0-0-0	0	4	0	0	2	3
Wisconsin	18	1-5	1-2	0-0	1-1-2	1	1	0	0	1	3
Md.-Baltimore Co.	19	1-5	1-5	0-2	0-1-1	0	2	0	0	1	3
Oakland	25	2-3	2-2	2-2	0-2-2	2	2	3	1	0	8
Morgan St.	15	1-2	0-1	0-0	0-0-0	0	1	0	0	1	2
Savannah St.	10	0-0	0-0	0-0	0-0-0	2	2	0	0	0	0
at Providence	30	1-7	1-5	0-0	1-1-2	0	1	1	0	2	3
Syracuse	21	2-5	2-5	0-0	1-0-1	3	1	2	0	1	6
at Connecticut	12	0-2	0-0	0-0	0-1-1	1	1	1	0	0	0
West Virginia	24	5-5	4-4	0-0	1-3-4	1	0	1	0	1	14
at Louisville	22	0-2	0-2	0-0	0-1-1	2	0	0	0	0	0
at Pittsburgh	30	0-3	0-2	0-0	0-4-4	1	2	2	0	0	0
Seton Hall	13	0-3	0-1	0-0	0-1-1	2	1	0	0	0	0
at USF	24	3-7	3-6	0-0	0-3-3	1	2	3	0	1	9
Providence	21	2-4	2-3	0-0	0-3-3	1	1	2	0	1	6
Rutgers	23	2-6	2-5	4-4	2-1-3	1	2	0	0	0	10
at Georgetown	26	1-8	1-6	0-0	0-2-2	1	1	0	0	0	3
at DePaul	18	0-1	0-1	0-0	0-0-0	2	1	1	0	1	0
Louisville	13	1-4	1-3	1-2	0-4-4	0	0	0	0	0	4
Villanova	29	2-6	2-6	2-2	0-1-1	2	1	0	0	0	8
at Notre Dame	27	2-6	2-5	4-4	1-0-1	2	2	0	0	2	10
Pittsburgh	26	4-7	4-7	8-8	0-5-5	2	2	0	0	0	20
vs St. John's	19	1-3	1-1	2-4	0-2-2	2	1	0	0	0	5
vs Pittsburgh	30	2-7	1-4	0-0	0-3-3	3	3	0	0	0	5
vs Michigan State	27	3-8	3-8	0-0	0-2-2	2	3	1	0	1	9

Cubillan's Career Stats

Year	GP	GS	Min	Avg	FG-FGA	Pct	3FG-FGA	Pct	FT-FTA	Pct	Off	Def	Tot	Avg	PF	FO	Ast	TO	Blk	Stl	Pts	Avg
2006-07	34	1	721	21.2	55-145	37.9	48-113	42.5	29-38	76.3	11	53	64	1.9	48	0	55	25	3	22	187	5.5
TOTAL	34	1	721	21.2	55-145	37.9	48-113	42.5	29-38	76.3	11	53	64	1.9	48	0	55	25	3	22	187	5.5



12 • Dwight Burke

Sophomore

Forward

6-8

245

Brooklyn, N.Y.

Benedict's Prep (N.J.)

2006-07 Season: Made only field goal attempt against Hillsdale Coll. (Nov. 10) ... logged a career-high two blocks in four minutes against Detroit (Nov. 13) ... played 12 minutes scoring three points against Eastern Mich. (Nov. 18) ... against Texas Tech (Nov. 20), scored four points and had three rebounds ... had three rebounds vs. North Dakota State (Dec. 2) ... logged 17 minutes and grabbed three rebounds and tied a career high with two blocks against UMBC (Dec. 16) ... in 18 minutes, grabbed five rebounds against Syracuse (Jan. 7) ... against Connecticut (Jan. 7), set career highs for points (5) and rebounds (7) while playing in a career-high 23 minutes ... matched career high with five points and grabbed four rebounds in 13 minutes vs. West Virginia (Jan. 13) ... had two points and three rebounds in 10 minutes at Pittsburgh (Jan. 21) ... scored two points and grabbed two points in eight minutes vs. Seton Hall (Jan. 24) ... grabbed four rebounds in 11 minutes vs. USF (Jan. 28) ... against Notre Dame (Feb. 24), grabbed five rebounds in 19 minutes of the bench.

	Career Highs	Season Highs
Points	5, Twice	5, Twice
Rebounds	7, Connecticut (1/10/07)	7, Connecticut (1/10)
Field Goals	2, Twice	2, Twice
FG Attempts	5, Connecticut (1/10/07)	5, Connecticut (1/10)
Three FG	—	—
Three FG Att.	—	—
Free Throws	3, West Virginia (1/13/07)	3, West Virginia (1/13)
Free Throw Att.	4, West Virginia (1/13/07)	4, West Virginia (1/13)
Assists	2, Texas Tech (11/20/06)	2, Texas Tech (11/20)
Steals	1, Six Times	1, Five Times
Blocks	2, Three Times	2, Three Times
Minutes	23, Connecticut (1/10/07)	23, Connecticut (1/10)

Burke Game-by-Game

Opponent	Min.	FG-A	3P-A	FT-A	O-D-R	F	A	TO	B	S	Pts.
Hillsdale Coll.	6	1-1	0-0	0-0	1-1-2	0	0	0	0	0	2
Idaho State	2	0-1	0-0	0-0	1-0-1	0	0	0	0	0	0
Detroit	4	0-0	0-0	0-0	0-0-0	0	0	0	2	0	0
Eastern Mich.	12	1-2	0-0	1-3	2-0-2	3	0	0	1	0	3
vs Texas Tech	14	2-2	0-0	0-0	2-1-3	2	2	0	1	0	4
vs Duke	8	0-0	0-0	0-0	0-2-2	3	0	0	0	0	0
at Valparaiso	7	0-0	0-0	0-0	0-0-0	4	0	1	0	1	0
Northwestern St.	6	0-0	0-0	0-0	1-0-1	1	0	2	0	0	0
North Dakota St.	11	0-1	0-0	0-0	1-2-3	0	0	0	0	0	0
Delaware St.	8	0-0	0-0	0-2	0-2-2	2	0	0	0	0	2
Wisconsin	7	0-0	0-0	0-0	0-0-0	0	0	0	0	1	0
Md.-Baltimore Co.	17	0-3	0-0	0-2	1-2-3	1	0	1	2	0	0
Oakland	5	0-1	0-0	0-0	0-0-0	2	0	1	0	0	0
Morgan St.	6	0-0	0-0	0-0	0-1-1	1	0	0	0	0	0
Savannah St.	6	0-0	0-0	0-0	0-0-0	0	0	0	0	0	0
at Providence	4	0-0	0-0	0-0	0-0-0	2	0	0	0	0	0
Syracuse	18	0-1	0-0	0-0	2-3-5	2	0	1	2	0	0
at Connecticut	23	2-5	0-0	1-2	3-4-7	4	0	1	2	1	5
West Virginia	13	1-1	0-0	3-4	0-4-4	2	0	0	0	0	5
at Louisville	8	0-0	0-0	0-0	1-0-1	1	0	2	0	0	0
at Pittsburgh	10	1-1	0-0	0-2	0-3-3	2	0	1	0	0	2
Seton Hall	8	1-1	0-0	0-3	1-1-2	1	0	0	1	0	2
at USF	11	0-2	0-0	0-0	3-1-4	2	1	2	0	0	0
Providence	5	0-0	0-0	0-0	0-0-0	1	0	1	0	0	0
Rutgers	7	0-1	0-0	1-2	0-1-1	1	0	0	0	0	1
at Georgetown	8	0-1	0-0	1-2	2-0-2	0	0	0	0	0	1
at DePaul	4	0-0	0-0	0-2	1-0-1	0	0	0	0	0	0
Louisville	11	0-1	0-0	0-0	0-1-1	2	0	1	2	0	0
Villanova	8	0-1	0-0	0-2	2-1-3	4	0	0	0	0	0
at Notre Dame	19	1-3	0-0	0-0	2-3-5	2	0	0	1	1	2
Pittsburgh	3	0-0	0-0	0-0	0-0-0	1	0	1	0	0	0
vs St. John's	11	0-1	0-0	1-2	2-1-3	3	0	0	0	1	1
vs Pittsburgh	9	0-0	0-0	0-0	0-0-0	2	0	1	0	0	0
vs Michigan State	4	0-1	0-0	0-2	0-0-0	0	0	0	0	0	0

Burke's Career Stats

Year	GP	GS	Min	Avg	FG-FGA	Pct	3FG-FGA	Pct	FT-FTA	Pct	Off	Def	Tot	Avg	PF	FO	Ast	TO	Blk	Stl	Pts	Avg
2005-06	20	0	105	5.3	5-12	41.7	0-0	—	6-9	66.7	5	10	15	0.8	24	0	1	9	3	1	16	0.8
2006-07	34	0	303	8.9	10-31	32.3	0-0	—	8-30	26.7	28	34	62	1.8	51	0	3	16	14	5	28	0.8
TOTAL	54	0	408	7.6	15-43	34.9	0-0	—	14-39	35.9	33	44	77	1.4	75	0	4	25	17	6	44	0.8



21 • Lawrence Blackledge

Junior
Forward
6-8
185
Carbondale, Ill.
(Carbondale/Southwestern Ill. Coll.)

2006-07 Season: Played three minutes against Hillsdale Coll. (Nov. 10) ... played 14 minutes against Detroit (Nov. 13), scoring six points, grabbing two rebounds, blocking a shot and recording two steals ... scored a career best eight points and had a career high seven rebounds against Eastern Mich. (Nov. 18) ... tallied a career high two blocks in 11 minutes vs. North Dakota State (Dec. 2) ... scored four points in 12 minutes against UMBC (Dec. 16) ... in a career long 20 minutes scored six points and grabbed three rebounds vs. Morgan State (Dec. 22).

Career & Season Highs

Points	8, Eastern Mich. (11/18)
Rebounds	7, Eastern Mich. (11/18)
Field Goals	4, Eastern Mich. (11/18)
FG Attempts	8, Eastern Mich. (11/18)
Three FG	—
Three FG Att.	2, Morgan State (12/22)
Free Throws	2, Oakland (12/19)
Free Throw Att.	4, Hillsdale Coll. (11/10)
Assists	2, Twice
Steals	2, Twice
Blocks	2, North Dakota State (12/2)
Minutes	20, Morgan State (12/22)

Blackledge Game-by-Game

Opponent	Min.	FG-A	3P-A	FT-A	O-D-R	F	A	TO	B	S	Pts.
Hillsdale Coll.	3	0-0	0-0	1-4	0-1-1	1	0	0	0	0	1
Idaho State	8	0-1	0-0	1-2	0-1-1	0	0	0	1	0	0
Detroit	14	3-4	0-0	0-0	1-1-2	1	0	1	1	2	6
Eastern Mich.	13	4-8	0-0	0-1	3-4-7	1	2	0	0	0	8
vs Texas Tech	3	1-1	0-0	0-0	1-0-1	0	0	0	0	0	2
vs Duke	2	0-0	0-0	0-0	0-0-0	0	0	0	0	0	0
at Valparaiso	4	0-1	0-0	0-0	0-0-0	0	0	1	0	0	0
Northwestern St.	7	1-4	0-0	1-2	3-2-5	1	1	1	1	1	3
North Dakota St.	11	0-0	0-0	0-0	0-0-0	1	1	1	2	0	0
Delaware St.	4	0-1	0-0	0-0	1-0-1	0	0	0	0	0	4
Wisconsin					Did not play						
Md.-Baltimore Co.	12	2-2	0-0	0-0	2-0-2	2	1	1	1	0	4
Oakland	3	0-0	0-0	2-2	0-0-0	0	1	0	0	0	2
Morgan St.	20	3-6	0-2	0-0	2-1-3	1	2	0	1	2	6
Savannah St.	10	0-0	0-0	0-0	0-3-3	0	0	2	0	0	0
at Providence	1	0-1	0-0	0-0	0-0-0	0	0	0	0	0	0
Syracuse	2	0-1	0-0	0-0	1-0-1	0	0	2	0	0	0
at Connecticut					Did not play						
West Virginia	1	0-1	0-0	0-0	0-0-0	0	0	0	0	0	0
at Louisville					Did not play						
at Pittsburgh					Did not play						
Seton Hall					Did not play						
at USF					Did not play						
Providence					Did not play						
Rutgers	1	0-0	0-0	0-0	0-0-0	0	1	0	0	0	0
at Georgetown	4	0-0	0-0	0-0	0-0-0	1	0	0	0	0	0
at DePaul					Did not play						
Louisville					Did not play						
Villanova					Did not play						
at Notre Dame					Did not play						
Pittsburgh					Did not play						
vs St. John's					Did not play						
vs Pittsburgh					Did not play						
vs Michigan State					Did not play						

Blackledge's Career Stats

Year	GP	GS	Min	Avg	FG-FGA	Pct	3FG-FGA	Pct	FT-FTA	Pct	Off	Def	Tot	Avg	PF	FO	Ast	TO	Blk	Stl	Pts	Avg
2006-07	19	0	122	6.4	14-31	45.2	0-2	00.0	5-11	45.5	14	13	27	1.4	9	0	9	9	7	5	33	1.7
TOTAL	19	0	122	6.4	14-31	45.2	0-2	00.0	5-11	45.5	14	13	27	1.4	9	0	9	9	7	5	33	1.7



22 • Jerel McNeal

Sophomore
Guard
6-3
195
Chicago, Ill.
Hillcrest

2006-07 Season: Named to BIG EAST All-Conference Second Team ... Named BIG EAST Defensive Player of the Year ... Named to Rivals.com All-Defensive First Team ... Named to NABC Division I All-District Second Team ... Named to BIG EAST Weekly Honor Roll (Dec. 27) ... Named to BIG EAST Weekly Honor Roll (Jan. 29) ... Recorded 76 assists, fifth most in Marquette single-season history ... played 35 minutes, making 7-of-22 field goals and 5-of-7 free throws for a team-high 19 points against Hillsdale Coll. (Nov. 10) ... also grabbed a team-high seven boards against Hillsdale ... set a CBE Classic record with six steals against Idaho State (Nov. 13), a record he later tied against Duke (Nov. 21) ... had 19 points against Texas Tech and 17 against Duke and was named a member of the CBE Classic All-Tournament Team ... was named the BIG EAST Player of the Week for his efforts against Texas Tech and Duke ... tallied 10 points in victory over Valparaiso (Nov. 27) ... had 13 points against Northwestern State (Dec. 1) ... scored a team-high 16 points, going 8-for-17 from the field, and set a career-high with seven steals vs. North Dakota State (Dec. 2) ... scored a game-high 16 points, had four assists and four steals in win over Delaware State (Dec. 5) ... went 6-for-11 from the field and connected on 4-of-6 shots from the line for 16 points, five rebounds and a team-best four assists vs. Wisconsin (Dec. 9) ... scored 15 points, including a career-best nine from beyond the ark, vs. UMBC (Dec. 16) ... against Oakland (Dec. 19), was 6-for-9 from the field and 5-for-7 from the line, scoring 17 points with six steal, five rebounds and four assists ... scored a career high 25 points and had seven assists against Morgan State (Dec. 22) ... after missing one game with a concussion, returned to lead the team with 16 points and five steals vs. Syracuse (Jan. 7) ... connected on nine of 13 attempts from the free throw line en route to scoring a team-high 19 points at Connecticut (Jan. 10) ... in 25 minutes vs. West Virginia (Jan. 13), scored 11 points, grabbed nine rebounds and had seven assists ... had seven assists and scored 15 points against Louisville (Jan. 15) ... recorded his first double-double of the season, tallying a career-high 10 assists while scoring 22 points against Seton Hall (Jan. 24) ... also grabbed seven rebounds and had four steals ... tallied 13 points, including game-winning layup with no time remaining on the clock against USF (Jan. 28) ... recorded second double-double of his career, scoring 18 points and matching a career high with 12 rebounds against Providence (Feb. 3) ... scored 16 points at DePaul (Feb. 14) ... against Louisville, (Feb. 17), tallied a game-high 18 points and matched a career high for three's made in a game (3) and minutes played (37) ... scored 15 points and had seven rebounds against Villanova (Feb. 19) ... went 8-for-11 from the free throw line, scoring 16 points against Notre Dame (Feb. 24).

	Career Highs	Season Highs
Points	25, Morgan State (12/22/06)	25, Morgan State (12/22)
Rebounds	12, Twice	12, Providence (2/3)
Field Goals	9, Seton Hall (1/24/07)	9, Seton Hall (1/24)
FG Attempts	22, Twice	22, Hillsdale Coll. (11/10)
Three FG	3, Twice	3, Twice
Three FG Att.	7, Twice	7, Twice
Free Throws	9, Connecticut (1/10/07)	9, Connecticut (1/10)
Free Throw Att.	13, Connecticut (1/10/07)	13, Connecticut (1/10)
Assists	10, Seton Hall (1/24/07)	10, Seton Hall (1/24)
Steals	7, North Dakota St. (12/2/06)	7, North Dakota State (12/2)
Blocks	3, Notre Dame (1/20/06)	2, Four Times
Minutes	37, Three Times	37, Twice

McNeal Game-by-Game

Opponent	Min.	FG-A	3P-A	FT-A	O-D-R	F	A	TO	B	S	Pts.
Hillsdale Coll.	35	7-22	0-5	5-7	4-3-7	2	4	5	1	3	19
Idaho State	32	5-16	1-7	2-4	4-0-4	4	3	5	0	6	13
Detroit	27	3-8	1-3	0-1	0-2-2	3	7	3	2	3	7
Eastern Mich.	28	2-9	1-4	4-6	1-7-8	3	3	4	2	3	9
vs Texas Tech	22	7-14	2-7	3-3	1-6-7	4	7	4	0	3	19
vs Duke	37	7-17	0-2	3-6	4-2-6	2	2	4	0	6	17
at Valparaiso	27	3-8	1-4	3-4	1-2-3	4	1	3	0	1	10
Northwestern St.	25	5-15	1-2	2-2	3-2-5	4	2	4	0	3	13
North Dakota St.	32	8-17	0-3	0-1	1-0-1	3	1	5	0	7	16
Delaware St.	34	5-11	1-2	5-6	1-2-3	2	4	3	0	4	16
Wisconsin	32	6-11	0-1	4-6	2-3-5	5	4	4	2	1	16
Md.-Baltimore Co.	25	5-11	3-5	2-3	2-3-5	4	2	1	0	0	15
Oakland	29	6-9	0-0	5-7	2-3-5	2	4	2	0	6	17
Morgan St.	31	8-15	2-5	7-8	0-3-3	4	7	3	0	4	25
Savannah St.	27	1-9	0-1	4-4	1-2-3	3	5	6	1	1	6
at Providence					Did not play						
Syracuse	29	7-17	2-6	0-4	1-2-3	5	3	7	1	5	16
at Connecticut	34	5-13	0-2	9-13	3-4-7	4	4	8	0	2	19
West Virginia	25	4-10	0-0	3-4	3-6-9	5	7	7	0	2	11
at Louisville	28	4-10	0-2	7-8	0-2-2	4	7	4	0	1	15
at Pittsburgh	33	3-10	1-3	1-1	0-3-3	5	2	3	0	1	8
Seton Hall	34	9-15	2-4	2-2	0-7-7	2	10	3	1	4	22
at USF	28	5-13	1-3	2-5	4-1-5	4	1	4	1	2	13
Providence	35	8-13	1-3	1-4	3-9-12	3	5	5	1	1	18
Rutgers	28	4-7	2-4	0-0	0-5-5	4	4	4	2	0	10
at Georgetown	26	5-13	1-5	0-0	1-2-3	5	1	3	0	1	11
at DePaul	36	7-18	1-4	1-2	2-2-4	1	2	4	1	3	16
Louisville	37	6-13	3-4	3-5	1-0-1	2	4	3	1	1	18
Villanova	32	6-15	1-2	2-2	2-5-7	5	3	3	0	1	15
at Notre Dame	28	3-10	2-3	8-11	3-0-3	4	0	4	0	1	16
Pittsburgh					Did not play						
vs St. John's					Did not play						
vs Pittsburgh					Did not play						
vs Michigan State					Did not play						

McNeal's Career Stats

Year	GP	GS	Min	Avg	FG-FGA	Pct	3FG-FGA	Pct	FT-FTA	Pct	Off	Def	Tot	Avg	PF	FO	Ast	TO	Blk	Stl	Pts	Avg
2005-06	31	31	853	27.5	138-312	44.2	13-46	28.3	54-72	75.0	40	100	140	4.5	77	2	85	117	14	64	343	11.1
2006-07	29	29	876	30.2	154-369	41.7	30-96	31.3	88-129	68.2	50	88	138	4.8	102	6	109	118	16	76	426	14.7
TOTAL	60	60	1,729	28.8	292-681	42.9	43-142	30.3	142-201	70.6	90	188	278	4.6	179	8	194	235	30	140	769	12.8



23 • Wesley Matthews

Sophomore
Guard
6-5
215
Madison, Wis.
Memorial

2006-07 Season: Named to BIG EAST Weekly Honor Roll (Jan. 2) ... grabbed a team high seven rebounds against Hillsdale Coll. (Nov. 10) ... scored 15 points against Detroit (Nov. 13) ... against Eastern Mich. (Nov. 18) scored 15 points in second consecutive game ... led Marquette with 20 points in CBE semifinal against Texas Tech (Nov. 20) ... went 5-for-8 from the field, scoring 11 points in victory over Valparaiso (Nov. 27) ... scored 14 points and grabbed eight rebounds vs. Northwestern State (Dec. 1) ... tallied a season high nine rebounds and added nine points against North Dakota State (Dec. 2) ... led Marquette with five assists and scored 15 points vs. Delaware State (Dec. 5) ... grabbed nine points, four rebounds and had three assists against Wisconsin (Dec. 9) ... scored 10 points and had four rebounds vs. Oakland (Dec. 19) ... against Morgan State (Dec. 22), grabbed six rebounds and tied a career high with six assists ... set a career high with 22 points, going 7-for-8 from the field and 6-for-10 from the line and matched a season high with nine rebounds against Savannah St. (Dec. 30) ... against Providence (Jan. 4), scored 14 points on a career high 18 attempts from the field ... tallied 14 points and grabbed eight rebounds vs. Syracuse (Jan. 7) ... scored 10 points and grabbed eight rebounds vs. Connecticut (Jan. 10) ... scored 13 points against West Virginia (Jan. 13) ... went 5-for-6 from the field, including 3-for-4 from beyond the ark, to score 17 points at Louisville (Jan. 15) ... made 10 of 11 free throw attempts en route to scoring 14 points against Pittsburgh (Jan. 21) ... in a career-high 38 minutes against Seton Hall (Jan. 24), went 10-for-12 from the free throw line and tied a career-high with 22 points ... also matched a season high with four steals ... scored 12 points and was a perfect 8-for-8 from the free throw line against USF (Jan. 28) ... went 10-for-10 from the free throw line en route to scoring 12 points against Providence (Feb. 3) ... matched a season high with nine rebounds and scored 12 points against DePaul (Feb. 14) ... made a career-high 12 free throws on 12 attempts, had 16 points and grabbed seven rebounds against Villanova (Feb. 19) ... scored a team-high 17 points, going 7-for-8 from the field against Notre Dame (Feb. 24) ... registered 20 points against Pittsburgh (Mar. 3) ... scored 15 points, going 9-for-10 from the free throw line, against St. John's (Mar. 7) ... had 19 points and seven rebounds against Pittsburgh (Mar. 8) ... scored 10 points and had six rebounds in first round of NCAA Tournament against Michigan State (Mar. 15).


Points	Career Highs	Season Highs
Rebounds	22, Twice	22, Twice
Field Goals	13, Lewis (12/28/05)	9, Three Times
FG Attempts	7, Six Times	7, Four Times
Three FG	18, Twice	18, Twice
Three FG Att.	3, Three Times	3, Twice
Free Throws	4, Six Times	4, Six Times
Free Throw Att.	12, Villanova (2/19/07)	12, Villanova (2/19)
Assists	12, Twice	12, Twice
Steals	6, Three times	6, Twice
Blocks	6, S. Dakota St.(12/3/05)	4, Seton Hall (1/24)
Minutes	2, Savannah State (12/30/06)	2, Savannah State (12/30)
	38, Seton Hall (1/24/07)	38, Seton Hall (1/24)

Matthews Game-by-Game

Opponent	Min.	FG-A	3P-A	FT-A	O-D-R	F	A	TO	B	S	Pts.
Hillsdale Coll.	28	1-5	0-1	4-7	2-5-7	5	2	4	0	0	6
Idaho State	36	3-13	0-4	1-4	2-3-5	1	1	1	0	1	7
Detroit	24	6-9	3-4	0-0	2-6-8	1	1	0	0	1	15
Eastern Mich.	28	5-8	2-4	3-3	0-2-2	1	3	2	1	2	15
vs Texas Tech	33	7-11	1-2	5-8	0-4-4	1	6	5	0	3	20
vs Duke	30	2-9	1-2	3-4	2-2-4	2	0	1	0	1	8
at Valparaiso	31	5-8	1-4	0-0	2-2-4	2	0	4	0	1	11
Northwestern St.	32	5-11	0-3	4-5	1-7-8	0	5	4	0	2	14
North Dakota St.	34	3-11	0-3	3-4	6-3-9	1	3	3	0	3	9
Delaware St.	30	5-11	2-4	3-5	1-3-4	1	5	1	0	3	15
Wisconsin	34	3-11	0-3	3-3	1-3-4	5	1	3	0	3	9
Md.-Baltimore Co.	28	2-4	0-1	0-2	2-2-4	0	1	1	0	0	4
Oakland	35	4-7	0-1	2-4	2-2-4	3	2	2	0	1	10
Morgan St.	24	3-6	0-2	2-2	0-6-6	3	6	0	0	0	8
Savannah St.	29	7-8	2-2	6-10	3-6-9	2	0	2	2	0	22
at Providence	34	6-18	1-4	1-2	3-2-5	4	1	2	0	2	14
Syracuse	34	6-18	0-3	2-3	4-4-8	4	5	5	1	1	14
at Connecticut	34	3-5	0-0	4-6	1-7-8	2	2	5	0	2	10
West Virginia	36	5-6	0-1	3-5	0-1-1	3	3	1	0	2	13
at Louisville	36	5-6	3-4	4-6	1-4-5	2	1	1	0	1	17
at Pittsburgh	33	2-5	0-1	10-11	1-2-3	4	1	0	0	3	14
Seton Hall	38	6-13	0-0	10-12	1-4-5	2	2	4	0	4	22
at USF	35	2-11	0-1	8-8	2-4-6	0	2	0	0	1	12
Providence	30	1-6	0-2	10-10	1-1-2	4	1	5	0	0	12
Rutgers	31	4-8	0-1	2-4	4-2-6	5	1	2	0	0	10
at Georgetown	19	1-3	0-1	0-0	0-2-2	2	1	2	0	0	2
at DePaul	28	3-9	1-3	5-6	3-6-9	4	2	5	0	1	12
Louisville	33	2-7	0-3	4-5	3-2-5	2	2	2	0	3	8
Villanova	27	2-5	0-1	12-12	3-4-7	1	2	3	0	3	16
at Notre Dame	22	7-8	1-2	2-3	2-2-4	5	1	1	0	0	17
Pittsburgh	36	7-15	1-3	5-7	0-3-3	2	4	3	0	3	20
vs St. John's	34	2-9	2-4	9-10	2-3-5	3	4	0	0	0	15
vs Pittsburgh	35	6-11	1-2	6-6	2-5-7	3	3	4	0	1	19
vs Michigan State	31	2-9	1-4	5-6	5-1-6	4	1	6	1	1	10

Matthews' Career Stats

Year	GP	GS	Min	Avg	FG-FGA	Pct	3FG-FGA	Pct	FT-FTA	Pct	Off	Def	Tot	Avg	PF	FO	Ast	TO	Blk	Stl	Pts	Avg
2005-06	23	13	573	24.9	65-163	39.9	14-32	43.8	63-80	78.8	34	59	93	4.0	51	0	51	52	5	29	207	9.0
2006-07	34	34	1,062	31.2	133-304	43.8	23-80	28.8	141-183	77.0	64	115	179	5.3	84	4	75	84	5	49	430	12.6
TOTAL	57	47	1,635	28.7	198-467	42.4	37-112	33.0	204-263	77.6	98	174	272	4.8	135	4	126	136	10	78	637	11.2



32 • Lazar Hayward

Freshman

Forward

6-6

205

Buffalo, N.Y.

(Fitchburg (Mass.) Notre Dame Prep)

2006-07 Season Notes: Scored six points in his collegiate debut and grabbed five boards against Hillsdale Coll. (Nov. 10) ... scored 14 points in 17 minutes against Detroit (Nov. 14), where he also swiped four steals ... had a career high eight rebounds and two assists to go along with eight points in win over Eastern Mich. (Nov. 18) ... registered eight points in 15 minutes against Valparaiso (Nov. 27) ... clocked in 18 minutes and scored six points vs. North Dakota State (Dec. 2) ... scored 10 points and matched a career best with eight rebounds in 21 minutes against Wisconsin (Dec. 9) ... tallied 13 points and grabbed a team high seven rebounds against UMBC (Dec. 16) ... scored six points in 14 minutes vs. Oakland (Dec. 19) ... in 20 minutes, scored eight points and grabbed five rebounds against Morgan State (Dec. 22) ... scored 12 points, going 8-for-8 from the free throw line, while playing 21 minutes off the bench ... scored seven points and grabbed five rebounds in 18 minutes vs. Syracuse (Jan. 7) ... in 16 minutes against Seton Hall (Jan. 24), had seven points and three rebounds ... recorded five points and five rebounds in 13 minutes against Providence (Feb. 3) ... matched a career high with 14 points against Georgetown (Feb. 10) ... matched a season high with eight rebounds again DePaul (Feb. 14) ... playing in a career-high 28 minutes against Villanova (Feb. 19), scored a career-best 18 points ... reached double-digits in points (14) for the eighth time this season, against St. John's (Mar. 7) ... registered 11 points against Pittsburgh (Mar. 8).

Career & Season Highs

Points	18, Villanova (2/19)
Rebounds	8, Three Times
Field Goals	6, UMBC (12/16)
FG Attempts	13, St. John's (3/7)
Three FG	2, Twice
Three FG Att.	4, Three Times
Free Throws	8, Providence (1/4)
Free Throw Att.	8, Twice
Assists	3, Louisville (2/17)
Steals	4, Detroit (11/14)
Blocks	1, UMBC (12/16)
Minutes	28, Villanova (2/19)

Hayward Game-by-Game

Opponent	Min.	FG-A	3P-A	FT-A	O-D-R	F	A	TO	B	S	Pts.
Hillsdale Coll.	16	3-5	0-0	0-0	2-3-5	2	0	0	0	1	6
Idaho State	7	1-3	0-0	0-0	0-0-0	0	0	0	0	0	2
Detroit	17	5-8	2-4	2-4	1-2-3	1	0	1	0	4	14
Eastern Mich.	14	5-12	2-4	1-2	4-4-8	0	1	1	2	1	13
vs Texas Tech	18	1-6	0-4	1-2	1-5-6	3	0	3	0	1	3
vs Duke	10	1-2	0-1	0-0	1-1-2	1	0	1	0	0	2
at Valparaiso	15	4-7	0-1	0-1	0-1-1	3	0	1	0	0	8
Northwestern St.	11	2-3	0-1	0-0	0-1-1	3	0	0	0	0	4
North Dakota St.	18	2-8	0-2	2-2	2-2-4	2	0	1	0	0	6
Delaware St.	12	0-1	0-0	0-0	1-1-2	3	0	2	0	0	0
Wisconsin	21	5-12	0-4	0-0	5-3-8	2	0	1	0	1	10
Md.-Baltimore Co.	16	6-11	0-1	1-4	6-1-7	2	0	3	1	1	13
Oakland	14	2-4	0-0	2-4	1-1-2	3	0	0	0	0	6
Morgan St.	20	3-7	0-1	2-2	0-5-5	1	0	1	0	1	8
Savannah St.	13	0-2	0-1	2-4	1-2-3	1	1	1	0	1	2
at Providence	21	2-9	0-1	8-8	4-1-5	2	0	1	0	1	12
Syracuse	18	2-3	0-0	3-4	3-2-5	1	0	1	0	1	7
at Connecticut	13	1-5	0-1	0-0	2-0-2	3	0	1	0	2	2
West Virginia	13	1-1	1-1	1-2	0-0-0	0	0	0	0	0	4
at Louisville	8	1-1	0-0	0-0	0-1-1	1	0	0	0	0	2
at Pittsburgh	9	2-5	0-1	0-0	1-0-1	3	0	3	0	1	4
Seton Hall	16	3-4	0-1	1-4	1-2-3	3	0	0	0	0	7
at USF	13	0-3	0-1	1-2	2-0-2	2	0	1	0	1	1
Providence	13	2-5	0-0	1-2	3-2-5	3	1	1	0	2	5
Rutgers	10	2-3	1-2	0-0	0-3-3	0	0	0	0	0	5
at Georgetown	17	4-7	1-1	5-5	3-1-4	1	0	0	0	0	14
at DePaul	19	2-4	0-0	0-2	3-5-8	4	0	1	0	0	4
Louisville	16	1-3	0-0	2-2	2-1-3	2	3	2	0	0	4
Villanova	28	5-7	2-3	6-8	2-2-4	5	0	1	0	0	18
at Notre Dame	20	1-5	0-3	0-0	1-2-3	4	1	1	0	0	2
Pittsburgh	28	3-10	0-2	1-2	2-2-4	4	1	1	0	1	7
vs St. John's	26	5-13	1-4	3-5	4-3-7	1	1	2	0	0	14
vs Pittsburgh	18	4-10	0-2	3-3	2-0-2	4	1	1	0	0	11
vs Michigan State	25	2-5	0-1	0-0	0-4-4	3	0	2	0	0	4

Hayward's Career Stats

Year	GP	GS	Min	Avg	FG-FGA	Pct	3FG-FGA	Pct	FT-FTA	Pct	Off	Def	Tot	Avg	PF	FO	Ast	TO	Blk	Stl	Pts	Avg
2006-07	34	16	553	16.3	83-194	42.8	10-48	20.8	48-72	66.7	61	63	124	3.6	73	1	10	35	3	20	224	6.6
TOTAL	34	16	553	16.3	83-194	42.8	10-48	20.8	48-72	66.7	61	63	124	3.6	73	1	10	35	3	20	224	6.6



40 • Mike Kinsella

Senior
Center
7-0
250
Rochester, Minn.
Minneapolis Tech

2006-07 Season: Played four minutes in the CBE Milwaukee Region, grabbing a rebound in each game ... out six to eight weeks with stress fracture ... returned against Providence (Jan. 4), grabbing one rebound with a blocked shot in seven minutes ... scored two points and grabbed three rebounds against Louisville (Jan. 15) ... played nine minutes vs. Georgetown (Feb. 10) ... matched a career high with six points, making the first three point field goals of his career, against Pittsburgh (Mar. 3) ... in a season-high 14 minutes against St. John's (Mar. 7), matched his career high of six points and set a new career high with four rebounds and three assists.

Points	Career Highs	Season Highs
Rebounds	6, Four Times	6, Twice
Field Goals	4, St. John's (3/7/07)	4, St. John's (3/7)
FG Attempts	3, Illinois State (11/15/04)	2, Twice
Three FG	5, Twice	3, Pittsburgh (3/3)
Three FG Att.	2, Twice	2, Twice
Free Throws	3, Pittsburgh (3/3/07)	3, Pittsburgh (3/3)
Free Throw Att.	2, Twice	1, Notre Dame (2/24)
Assists	2, Five Times	2, Twice
Steals	3, St. John's (3/7/07)	3, St. John's (3/7)
Blocks	1, W. Carolina (11/13/04)	—
Minutes	3, Notre Dame (1/20/05)	1, Four Times
	16, Oakland (12/19)	14, St. John's (3/7)

Kinsella Game-by-Game

Opponent	Min.	FG-A	3P-A	FT-A	O-D-R	F	A	TO	B	S	Pts.
Hillsdale Coll.											Did not play
Idaho State	1	0-0	0-0	0-0	0-1-1	0	0	0	0	0	0
Detroit	3	0-0	0-0	0-0	0-1-1	0	0	0	0	0	0
Eastern Mich.											Did not play
vs Texas Tech											Did not play
vs Detroit											Did not play
at Valparaiso											Did not play
Northwestern St.											Did not play
North Dakota St.											Did not play
Delaware St.											Did not play
Wisconsin											Did not play
Md.-Baltimore Co.											Did not play
Oakland											Did not play
Morgan St.											Did not play
Savannah St.											Did not play
at Providence	7	0-0	0-0	0-0	0-1-1	3	0	2	1	0	0
Syracuse											Did not play
at Connecticut											Did not play
West Virginia	2	0-0	0-0	0-0	0-2-2	0	0	0	0	0	0
at Louisville	4	1-1	0-0	0-0	1-2-3	2	0	0	0	0	2
at Pittsburgh	2	0-0	0-0	0-1	0-0-0	2	0	1	0	0	0
Seton Hall	1	0-0	0-0	0-0	0-1-1	0	0	1	0	0	0
at USF											Did not play
Providence											Did not play
Rutgers	1	0-0	0-0	0-0	0-0-0	0	0	0	0	0	0
at Georgetown	9	0-1	0-0	0-0	0-2-2	3	0	0	1	0	0
at DePaul	3	0-0	0-0	0-0	0-0-0	0	0	0	0	0	0
Louisville	6	0-1	0-0	0-2	1-0-1	1	0	1	0	0	0
Villanova	3	0-0	0-0	0-0	0-1-1	0	0	1	0	0	0
at Notre Dame	2	0-1	0-0	1-2	1-0-1	1	0	0	0	0	1
Pittsburgh	9	2-3	2-3	0-0	1-1-2	1	0	0	0	0	6
vs St. John's	14	2-2	2-2	0-0	0-4-4	2	3	0	0	0	6
vs Pittsburgh	11	0-1	0-0	0-1	1-0-1	3	0	0	1	0	0
vs Michigan State	12	0-1	0-0	0-0	1-2-3	0	0	1	1	0	0

Kinsella's Career Stats

Year	GP	GS	Min	Avg	FG-FGA	Pct	3FG-FGA	Pct	FT-FTA	Pct	Off	Def	Tot	Avg	PF	FO	Ast	TO	Blk	Stl	Pts	Avg
2004-05	16	0	92	5.8	11-29	37.9	0-0	—	4-5	80.0	7	13	20	1.3	27	1	2	7	3	1	26	1.6
2005-06	14	2	86	6.1	7-15	46.7	0-0	—	3-8	37.5	3	7	10	0.7	10	0	3	6	5	1	17	1.2
2006-07	18	0	94	5.2	5-11	45.5	4-5	80.0	1-6	16.7	6	18	24	1.3	19	0	3	7	5	0	15	0.8
TOTAL	48	2	272	5.7	23-55	41.8	4-5	80.0	8-19	42.1	16	38	54	1.1	56	1	8	20	13	2	58	1.2



41 • Ousmane Barro

Junior
Forward
6-10
255
Dakar, Senegal
Julian (Chicago, Ill.)

2006-07 Season: Hit 4-of-7 shots and grabbed seven rebounds in win over Hillsdale Coll. (Nov. 10) ... played 31 minutes against Idaho State (Nov. 13), grabbing 10 rebounds ... scored eight points against Detroit (Nov. 14) ... scored eight against Duke (Nov. 21) in CBE Classic final ... registered first double-double of career, scoring a season high 10 points while grabbing a career best 13 rebounds against Valparaiso (Nov. 27) ... recorded career highs with 34 minutes and 21 points, going 10-for-13 from the field, and matched career highs of 13 rebounds and three blocks against Northwestern State (Dec. 1) for second-straight and second career double-double ... went 5-for-7 from the field, scoring 11 points and grabbing seven rebounds against Oakland (Dec. 19) ... tied a career high with three blocks and scored eight points against Morgan State (Dec. 22) ... made three blocks for second-straight game vs. Savannah State (Dec. 30) ... scored seven points and led the team with nine rebounds vs. Syracuse (Jan. 7) ... matched a career-high with 13 rebounds and scored 17 points, recording the third double-double of his career against Connecticut (Jan. 10) ... recorded double-double, scoring 14 points while grabbing 11 rebounds against Louisville (Jan. 15) ... in a career-high 39 minutes, scored 12 points, grabbed seven rebounds and had three blocks in win at Pittsburgh (Jan. 21) ... was 6-for-7 from the field, scoring all 13 of his points in the second half, and grabbed six rebounds against Seton Hall (Jan. 24) ... scored 11 points and had five rebounds against USF (Jan. 28) ... recorded the fifth double-double of his career, tallying 11 points and 11 rebounds vs. Rutgers (Feb. 7) ... tallied sixth double-double of the season, scoring 14 points while grabbing 12 rebounds against Georgetown (Feb. 10) ... grabbed nine rebounds against DePaul (Feb. 14) ... registered nine rebounds against Notre Dame (Feb. 24) ... tallied 10 points and eight rebounds against Pittsburgh (Mar. 3) ... grabbed 10 rebounds against Pittsburgh (Mar. 7).

Career Highs

Points 21, Northwestern St. (12/1/06)
Rebounds 13, Three Times
Field Goals 10, Northwestern St. (12/1/06)
FG Attempts 13, Northwestern St. (12/1/06)
Three FG —
Three FG Att. —
Free Throws 5, Winthrop (11/19/05)
Free Throw Att. 6, Three Times
Assists 2, Three Times
Steals 3, Twice
Blocks 3, Eight Times
Minutes 39, Pittsburgh (1/21/07)

Season Highs

21, Northwestern St. (12/1)
 13, Three Times
 10, Northwestern St. (12/1)
 13, Northwestern St. (12/1)
 —
 —
 4, Three Times
 6, Pittsburgh (1/21)
 2, Georgetown (2/10)
 3, Twice
 3, Seven Times
 39, Pittsburgh (1/21)

Barro Game-by-Game

Opponent	Min.	FG-A	3P-A	FT-A	O-D-R	F	A	TO	B	S	Pts.
Hillsdale Coll.	26	4-7	0-0	0-0	3-4-7	0	0	2	0	3	8
Idaho State	31	1-5	0-0	2-2	7-3-10	3	0	1	1	0	4
Detroit	30	2-3	0-0	4-4	1-5-6	3	1	1	3	1	8
Eastern Mich.	17	1-2	0-0	2-2	0-4-4	3	0	1	3	0	4
vs Texas Tech	26	3-4	0-0	1-2	3-4-7	3	0	1	0	0	7
vs Duke	32	4-5	0-0	0-0	1-4-5	2	0	1	1	1	8
at Valparaiso	30	4-6	0-0	2-2	6-7-13	1	0	1	0	0	10
Northwestern St.	34	10-13	0-0	1-3	5-8-13	2	1	5	3	1	21
North Dakota St.	24	0-0	0-0	1-2	3-3-6	1	0	3	2	0	5
Delaware St.	20	2-4	0-0	1-2	0-0-0	2	1	1	0	1	5
Wisconsin	20	2-4	0-0	1-2	1-3-4	4	0	4	0	0	5
Md.-Baltimore Co.	15	1-5	0-0	2-2	2-2-4	2	0	1	0	1	4
Oakland	27	5-7	0-0	1-4	1-6-7	2	1	0	1	0	11
Morgan St.	20	4-4	0-0	0-0	1-2-3	1	0	1	3	0	8
Savannah St.	27	4-7	0-0	0-1	0-6-6	2	0	0	3	0	8
at Providence	29	2-4	0-0	2-5	3-0-3	4	1	2	0	0	6
Syracuse	33	3-5	0-0	1-1	3-6-9	4	0	0	2	3	7
at Connecticut	33	7-11	0-0	3-4	7-6-13	3	1	3	0	0	17
West Virginia	29	4-9	0-0	1-2	4-1-5	1	0	2	0	0	9
at Louisville	29	6-10	0-0	2-2	4-7-11	4	0	1	0	1	14
at Pittsburgh	39	4-5	0-0	4-6	0-7-7	3	0	4	3	0	12
Seton Hall	25	6-7	0-0	1-2	5-1-6	2	0	1	1	2	13
at USF	34	5-9	0-0	1-2	2-3-5	3	0	3	0	2	11
Providence	30	3-6	0-0	0-4	3-3-6	1	1	1	2	2	6
Rutgers	31	5-9	0-0	1-2	5-6-11	0	0	2	0	1	11
at Georgetown	30	5-8	0-0	4-4	7-5-12	5	2	1	1	2	14
at DePaul	30	0-4	0-0	0-0	3-6-9	1	1	0	0	0	0
Louisville	23	3-6	0-0	1-1	2-2-4	3	1	1	0	1	7
Villanova	27	1-1	0-0	0-0	2-2-4	4	0	1	3	1	2
at Notre Dame	17	3-6	0-0	0-0	4-5-9	3	1	1	1	0	6
Pittsburgh	37	5-6	0-0	0-0	5-3-8	3	0	1	1	0	10
vs St. John's	24	3-3	0-0	0-0	3-2-5	4	0	0	0	1	6
vs Pittsburgh	23	4-7	0-0	0-0	5-5-10	4	0	3	1	0	8
vs Michigan State	17	0-0	0-0	1-2	2-0-2	4	0	2	0	0	1

Barro's Career Stats

Year	GP	GS	Min	Avg	FG-FGA	Pct	3FG-FGA	Pct	FT-FTA	Pct	Off	Def	Tot	Avg	PF	FO	Ast	TO	Blk	Stl	Pts	Avg
2004-05	27	4	271	10.0	19-39	48.7	0-0	—	16-25	64.0	24	37	61	2.3	51	2	2	29	9	3	54	2.0
2005-06	31	14	419	13.5	56-87	64.4	0-0	—	23-42	54.8	45	43	88	2.8	69	2	13	30	15	19	135	4.4
2006-07	34	34	919	27.0	118-197	59.9	0-0	—	40-65	61.5	103	131	234	6.9	87	1	12	52	35	24	276	8.1
TOTAL	92	52	1,609	17.5	193-323	59.8	0-0	—	79-132	59.8	172	211	383	4.2	207	5	33	111	59	46	465	5.1



51 • Jamil Lott

Senior
Forward
6-7
225
St. Paul, Minn.
Como Park/North Dakota School of Science

	Career Highs	Season Highs
Points	11, Hillsdale Coll. (11/10/06)	11, Hillsdale Coll. (11/10)
Rebounds	7, Hillsdale Coll. (11/10/06)	7, Hillsdale Coll. (11/10)
Field Goals	4, Twice	4, Hillsdale Coll. (11/10)
FG Attempts	6, Twice	6, Idaho State (11/13)
Three FG	—	—
Three FG Att.	—	—
Free Throws	5, DePaul (1/17/06)	4, Seton Hall (1/24)
Free Throw Att.	6, DePaul (1/17/06)	4, Three Times
Assists	3, DePaul (1/25/06)	1, Six Times
Steals	3, Eastern Mich. (11/18/06)	3, Eastern Mich. (11/18)
Blocks	3, Delaware State (12/22)	2, Twice
Minutes	30, Rice (11/18/05)	27, Idaho State


2006-07 Season: Set a career highs with 11 points and seven rebounds against Hillsdale Coll. (Nov. 10), hitting 4-of-5 field goal attempts ... grabbed three rebounds and had four points in 13 minutes against Providence (Jan. 4) ... in nine minutes against Seton Hall (Jan. 24), went 4-for-4 from the foul line, scoring six points to go along with two rebounds.

Lott Game-by-Game

Opponent	Min.	FG-A	3P-A	FT-A	O-D-R	F	A	TO	B	S	Pts.
Hillsdale Coll.	18	4-5	0-0	3-4	3-4-7	0	0	1	0	0	11
Idaho State	27	3-6	0-0	3-4	2-3-5	2	0	1	0	1	9
Detroit	18	1-4	0-0	1-2	2-0-2	4	0	1	0	1	3
Eastern Mich.	17	1-3	0-0	2-2	1-2-3	1	1	1	2	3	4
vs Texas Tech	11	0-0	0-0	0-0	1-1-2	0	0	1	1	2	0
vs Duke	6	0-1	0-0	0-0	0-0-0	0	0	0	1	0	0
at Valparaiso	17	0-1	0-0	0-0	0-0-0	0	1	2	1	1	0
Northwestern St.	13	1-3	0-0	0-0	0-1-1	3	0	2	0	0	3
North Dakota St.	14	1-3	0-0	0-2	1-2-3	1	0	0	0	0	2
Delaware St.	14	0-2	0-0	0-0	1-1-2	0	0	0	1	1	0
Wisconsin	10	1-1	0-0	0-1	1-1-2	2	0	1	3	0	2
Md.-Baltimore Co.	12	0-1	0-0	0-1	2-2-4	1	0	0	0	1	0
Oakland	12	1-2	0-0	0-2	0-2-2	2	0	0	1	0	2
Morgan St.	12	1-2	0-0	0-2	0-1-1	2	1	0	0	1	2
Savannah St.	11	1-1	0-0	0-1	2-1-3	3	0	0	0	0	2
at Providence	13	2-3	0-0	0-0	1-2-3	3	0	1	1	0	4
Syracuse	5	1-2	0-0	0-0	0-0-0	0	0	0	1	0	2
at Connecticut	4	0-0	0-0	0-0	0-1-1	2	0	0	0	0	0
West Virginia	3	0-1	0-0	2-2	1-0-1	0	0	0	0	1	2
at Louisville					Did not play						
at Pittsburgh					Did not play						
Seton Hall	9	1-1	0-0	4-4	0-2-2	1	0	0	1	0	6
at USF	8	0-1	0-0	0-0	1-2-3	0	1	0	1	0	0
Providence	10	1-1	0-0	0-0	1-3-4	4	1	4	1	0	2
Rutgers	2	1-1	0-0	0-0	0-0-0	1	1	0	0	0	2
at Georgetown					Did not play						
at DePaul	4	1-1	0-0	0-0	0-0-0	1	0	1	0	0	2
Louisville					Did not play						
Villanova	2	0-0	0-0	0-0	0-0-0	0	0	0	0	0	0
at Notre Dame	1	0-0	0-0	0-0	0-0-0	0	0	0	0	0	0
Pittsburgh	7	1-1	0-0	0-0	0-0-0	0	0	0	1	0	2
vs St. John's	4	0-0	0-0	0-0	0-0-0	1	0	0	0	0	0
vs Pittsburgh	5	0-0	0-0	0-0	0-0-0	1	0	0	0	0	0
vs Michigan State	23	0-0	0-0	1-3	2-2-4	1	1	0	2	2	1

Lott's Career Stats

Year	GP	GS	Min	Avg	FG-FGA	Pct	3FG-FGA	Pct	FT-FTA	Pct	Off	Def	Tot	Avg	PF	FO	Ast	TO	Blk	Stl	Pts	Avg
2005-06	24	7	264	11.0	29-55	52.7	0-0	—	16-25	64.0	23	29	52	2.2	34	0	7	20	16	9	74	3.1
2006-07	30	11	311	10.4	23-47	48.9	0-0	—	16-30	53.3	19	35	54	1.8	44	0	7	16	18	14	62	2.1
TOTAL	54	18	575	10.6	52-102	51.0	0-0	—	32-55	58.2	42	64	106	2.0	78	0	14	36	34	23	136	2.5



2 • Maurice Acker


Sophomore
Guard
5-8
165
Hazelcrest, Ill.
(Hillcrest/Ball State)

2006-07: Will sit out the 2006-07 season per NCAA transfer rules after spending one season at Ball State, where he was named Mid-American Conference Rookie of the Year.

Career Highs
Points 22, Kent State (1/11/06)
Rebounds 6, Miami (Ohio) (1/14/06)
Field Goals 6, Kent State (1/11/06)
FG Attempts 14, Eastern Mich. (3/4/06)
Three FG 6, Buffalo (1/18/06)
Three FG Att. 7, Buffalo (1/18/06)
Free Throws 10, Bowling Green (1/21/06)
Free Throw Att. 11, Bowling Green (1/21/06)
Assists 10, Buffalo (1/18/06)
Steals 3, Three times
Blocks 1, Miami (Ohio) (1/14/06)
Minutes 40, Miami (Ohio) (2/12/06)

Acker's Career Stats

Year	GP	GS	Min	Avg	FG-FGA	Pct	3FG-FGA	Pct	FT-FTA	Pct	Off	Def	Tot	Avg	PF	FO	Ast	TO	Blk	Stl	Pts	Avg
2005-06 (at BSU)	28	25	888	31.7	76-233	32.6	28-94	29.8	78-98	79.6	11	57	68	2.4	71	1	128	82	1	43	258	9.2
TOTAL	28	25	888	31.7	76-233	32.6	28-94	29.8	78-98	79.6	11	57	68	2.4	71	1	128	82	1	43	258	9.2



42 • Tommy Brice

Junior
Guard
5-11
174
Bloomington, Ill.
Lake Park

Career Highs
Points —
Rebounds 1, Delaware St. (12/22/06)
Field Goals —
FG Attempts 2, Delaware St. (12/22/06)
Three FG —
Three FG Att. —
Free Throws —
Free Throw Att. —
Assists 2, S. Dakota St. (12/3/06)
Steals 1, Rutgers (2/7/07)
Blocks —
Minutes 2, S. Dakota St. (12/3/06)

Season Highs

Points —
Rebounds —
Field Goals —
FG Attempts 1, Detroit (11/14)
Three FG —
Three FG Att. —
Free Throws —
Free Throw Att. —
Assists —
Steals 1, Rutgers (2/7)
Blocks —
Minutes 1, Seven Times

2006-07 Season: Second season as a walk on ... saw action against Savannah State (Dec. 30) ... made first steal of career against Rutgers (Feb. 7).

Brice's Career Stats

Year	GP	GS	Min	Avg	FG-FGA	Pct	3FG-FGA	Pct	FT-FTA	Pct	Off	Def	Tot	Avg	PF	FO	Ast	TO	Blk	Stl	Pts	Avg
2005-06	6	0	7	1.2	0-2	—	0-0	—	0-0	—	1	0	1	0.2	1	0	2	1	0	0	0	0.0
2006-07	7	0	6	0.9	0-2	—	0-0	—	0-0	—	0	0	0	0.0	2	0	0	1	0	1	0	0.0
TOTAL	13	0	13	1.0	0-4	—	0-0	—	0-0	—	1	0	1	0.1	3	0	2	2	0	1	0	0.0



45 • Craig Kuphall

Senior
Guard
6-2
185
Menomonee Falls, Wis.
Wisconsin Lutheran

Career & Season Highs
Points 2, Twice
Rebounds 1, Detroit (11/14)
Field Goals 1, Rutgers (2/7)
FG Attempts 1, Rutgers (2/7)
Three FG —
Three FG Att. —
Free Throws 2, Detroit (11/14)
Free Throw Att. 2, Detroit (11/14)
Assists —
Steals —
Blocks —
Minutes 5, Eastern Mich. (11/18)

2006-07 Season: First season as a walk on after trying out four times ... recorded two points against Detroit (Nov. 14) in first career game.

Kuphall's Career Stats

Year	GP	GS	Min	Avg	FG-FGA	Pct	3FG-FGA	Pct	FT-FTA	Pct	Off	Def	Tot	Avg	PF	FO	Ast	TO	Blk	Stl	Pts	Avg
2006-07	7	0	16	2.3	1-1	100.0	0-0	00.0	2-2	100.0	0	2	2	0.3	2	0	1	1	0	0	4	0.6
TOTAL	7	0	16	2.3	1-1	100.0	0-0	00.0	2-2	100.0	0	2	2	0.3	2	0	1	1	0	0	4	0.6