

2002 LMU Baseball



***LMU
RECORDS***

2001 RESULTS

Overall Record: 21-37 WCC: 8-22

Home: 9-21 Away: 12-16

Date	Opponent	W/L	LMU		Opp.		Inns	Overall	WCC	Pitcher of Record	Attend	Time
			Score	RHE	RHE	RHE						
Jan 30, 2001	CSNORTHBRIDGE	W	7-3	7-10-0	3-10-4	9	1-0-0	0-0-0	CORDOVA (W 1-0)	419	2:59	
Feb 02, 2001	at Hawaii Hilo	W	6-1	6-14-0	1-8-0	9	2-0-0	0-0-0	CLELLAND (W 1-0)	275	3:05	
Feb 03, 2001	at Hawaii Hilo	W	6-4	6-7-1	4-8-3	7	3-0-0	0-0-0	GRAY (W 1-0)	150	2:56	
Feb 03, 2001	at Hawaii Hilo	W	12-6	12-15-2	6-10-1	9	4-0-0	0-0-0	GRUBER (W 1-0)	150	3:35	
Feb 04, 2001	at Hawaii Hilo	W	3-1	3-7-0	1-9-3	9	5-0-0	0-0-0	WHITESELL (W 1-0)	150	2:45	
Feb 06, 2001	at UCLA	L	6-10	6-11-4	10-13-2	9	5-1-0	0-0-0	MUECKE (L 0-1)	377	3:27	
Feb 09, 2001	CS DOMINGUEZ HILLS	W	9-5	9-11-2	5-7-2	9	6-1-0	0-0-0	WHITESELL (W 2-0)	301	2:42	
Feb 10, 2001	MISSOURI	L	7-10	7-9-1	10-11-2	9	6-2-0	0-0-0	WILSON (L 0-1)	297	3:00	
Feb 11, 2001	CAL STATE LA	W	7-6	7-8-2	6-5-3	9	7-2-0	0-0-0	MUECKE (W 1-1)	326	3:13	
Feb 14, 2001	at Cal State Fullerton	L	3-5	3-5-4	5-10-2	9	7-3-0	0-0-0	FELTEN (L 0-1)	678	3:20	
Feb 16, 2001	CALIFORNIA	L	6-14	6-11-2	14-17-4	8	7-4-0	0-0-0	WILSON (L 0-2)	519	3:24	
Feb 17, 2001	CALIFORNIA	W	9-8	9-12-1	8-13-1	9	8-4-0	0-0-0	CLELLAND (W 2-0)	495	3:25	
Feb 18, 2001	CALIFORNIA	L	5-8	5-7-4	8-10-1	9	8-5-0	0-0-0	GRAY (L 1-1)	462	2:53	
Feb 20, 2001	at USC	W	9-1	9-12-2	1-10-3	9	9-5-0	0-0-0	CLELLAND (W 3-0)	345	3:40	
Feb 23, 2001	UC SANTA BARBARA	L	4-10	4-8-2	10-16-1	9	9-6-0	0-0-0	WILSON (L 0-3)	241	3:22	
Mar 01, 2001	UC SANTA BARBARA	L	4-15	4-8-2	15-18-0	9	9-7-0	0-0-0	FELTEN (L 0-2)	205	3:04	
Mar 02, 2001	at Cal Poly	W	11-10	11-15-1	10-13-0	(11)	10-7-0	0-0-0	WHITESELL (W 3-0)	-	4:23	
Mar 02, 2001	at Cal Poly	L	3-5	3-8-3	5-6-1	9	10-8-0	0-0-0	MUECKE (L 1-2)	320	2:54	
Mar 03, 2001	at Cal Poly	W	7-5	7-11-2	5-11-0	9	11-8-0	0-0-0	MUECKE (W 2-2)	112	3:45	
Mar 06, 2001	UCLA	L	4-8	4-7-0	8-13-3	9	11-9-0	0-0-0	GRUBER (L 1-1)	302	2:50	
Mar 09, 2001	GONZAGA•	L	7-14	7-12-4	14-16-2	9	11-10-0	0-1-0	CLELLAND (L 3-1)	202	2:58	
Mar 10, 2001	GONZAGA•	W	12-5	12-14-2	5-10-4	9	12-10-0	1-1-0	CORDOVA (W 2-0)	224	3:24	
Mar 11, 2001	GONZAGA•	L	9-10	9-14-1	10-16-1	(10)	12-11-0	1-2-0	WHITESELL (L 3-1)	268	4:17	
Mar 13, 2001	at San Diego State	L	5-6	5-10-1	6-11-2	9	12-12-0	1-2-0	ABREU (L 0-1)	197	3:50	
Mar 16, 2001	at Santa Clara•	L	5-6	5-7-1	6-14-0	9	12-13-0	1-3-0	MUECKE (L 2-3)	162	3:20	
Mar 17, 2001	at Santa Clara•	L	5-7	5-12-3	7-13-0	9	12-14-0	1-4-0	WILSON (L 0-4)	182	3:09	
Mar 18, 2001	at Santa Clara•	L	2-3	2-9-0	3-8-4	(10)	12-15-0	1-5-0	FELTEN (L)	258	3:31	
Mar 20, 2001	SAN DIEGO STATE	L	3-11	3-12-3	11-12-0	9	12-16-0	1-5-0	ABREU (L 0-2)	163	3:08	
Mar 23, 2001	SAN FRANCISCO•	L	2-5	2-6-1	5-12-1	9	12-17-0	1-6-0	CORDOVA (L 2-1)	189	2:55	
Mar 24, 2001	SAN FRANCISCO•	W	7-2	7-10-0	2-11-1	9	13-17-0	2-6-0	MUECKE (W 3-3)	298	3:25	
Mar 25, 2001	SAN FRANCISCO•	W	10-9	10-7-3	9-10-5	9	14-17-0	3-6-0	WILSON (W 1-4)	405	3:39	
Mar 27, 2001	LONG BEACH STATE	L	6-13	6-12-2	13-17-0	9	14-18-0	3-6-0	GRUBER (L 1-2)	256	3:39	
Mar 30, 2001	PORTLAND•	W	8-7	8-17-2	7-16-3	(11)	15-18-0	4-6-0	WILSON (W 2-4)	148	3:58	
Mar 31, 2001	PORTLAND•	L	2-20	2-5-3	20-19-0	9	15-19-0	4-7-0	MUECKE (L 3-4)	288	2:49	
Apr 01, 2001	PORTLAND•	L	3-11	3-6-1	11-20-1	9	15-20-0	4-8-0	WHITESELL (L 3-2)	320	2:58	
Apr 03, 2001	at Long Beach State	L	4-10	4-10-3	10-13-0	9	15-21-0	4-8-0	CORDOVA (L 2-2)	407	3:43	
Apr 07, 2001	at Saint Mary's•	L	6-12	6-16-2	12-15-1	9	15-22-0	4-9-0	WHITESELL (L 3-3)	138	3:00	
Apr 07, 2001	at Saint Mary's•	L	6-9	6-11-5	9-16-0	9	15-23-0	4-10-0	FELTEN (L 0-4)	70	4:00	
Apr 08, 2001	at Saint Mary's•	L	0-3	0-6-1	3-4-2	9	15-24-0	4-11-0	MUECKE (L 3-5)	193	3:00	
Apr 10, 2001	CS NORTHBRIDGE	L	1-6	1-11-1	6-10-0	9	15-25-0	4-11-0	WHITESELL (L 3-4)	138	3:00	
Apr 12, 2001	PEPPERDINE•	L	5-8	5-11-1	8-10-2	9	15-26-0	4-12-0	WILSON (L 2-5)	421	3:09	
Apr 14, 2001	PEPPERDINE•	L	0-11	0-5-1	11-17-0	9	15-27-0	4-13-0	MUECKE (L 3-6)	485	3:10	
Apr 16, 2001	PEPPERDINE•	L	2-8	2-9-3	8-12-1	9	15-28-0	4-14-0	WILSON (L 2-6)	311	2:53	
Apr 17, 2001	CS FULLERTON	L	5-9	5-8-2	9-14-1	9	15-29-0	4-14-0	WHITESELL (L 3-5)	302	3:30	
Apr 20, 2001	at San Diego•	L	2-7	2-8-3	7-7-1	9	15-30-0	4-15-0	GRAY (L 1-2)	309	3:03	
Apr 21, 2001	at San Diego•	L	5-8	5-13-1	8-13-2	9	15-31-0	4-16-0	WILSON (L 2-7)	363	3:28	
Apr 22, 2001	at San Diego•	L	1-11	1-7-2	11-15-1	9	15-32-0	4-17-0	CORDOVA (L 2-3)	375	2:45	
Apr 24, 2001	USC	W	13-7	13-19-2	7-8-0	9	16-32-0	4-17-0	CLELLAND (W 4-1)	272	3:41	
Apr 27, 2001	SANTA CLARA•	L	6-11	6-8-0	11-19-1	9	16-33-0	4-18-0	WILSON (L 2-8)	178	3:14	
Apr 28, 2001	SANTA CLARA•	L	6-15	6-13-1	15-21-1	9	16-34-0	4-19-0	CORDOVA (L 2-4)	205	3:39	
Apr 29, 2001	SANTA CLARA•	L	4-5	4-9-0	5-13-0	9	16-35-0	4-20-0	MUECKE (L 3-7)	315	3:14	
May 04, 2001	at San Francisco•	L	2-3	2-6-2	3-11-1	9	16-36-0	4-21-0	WILSON (L 2-9)	510	3:04	
May 06, 2001	at San Francisco•	L	6-7	6-6-2	7-16-1	9	16-37-0	4-22-0	CLELLAND (L 4-2)	585	3:00	
May 06, 2001	at San Francisco•	W	10-6	10-15-0	6-13-1	9	17-37-0	5-22-0	MUECKE (W 4-7)	585	3:14	
May 08, 2001	at Cal State Northridge	W	12-7	12-14-0	7-12-2	9	18-37-0	5-22-0	WILSON (W 3-10)	87	3:42	
May 11, 2001	at GONZAGA•	W	18-7	18-23-0	7-13-3	9	19-37-0	6-22-0	CLELLAND (W 6-1)	675	3:36	
May 12, 2001	at GONZAGA•	W	10-6	10-14-1	6-8-0	9	20-37-0	7-22-0	CORDOVA (W 3-4)	505	3:02	
May 13, 2001	at GONZAGA•	W	6-4	6-15-1	4-11-3	9	21-37-0	8-22-0	MUECKE (W 5-7)	490	3:20	

• West Coast Conference Games
() extra inning game

2001 OVERALL STATISTICS

BATTING

Name	BA	G	GS	AB	R	H	2B	3B	HR	RBI	TB	SLG%	BB	HBP	SO	GDP	OB%	SF	SH	SB	ATT	PO	A	E	FLD%
MAUCH, Marion	.400	18	0	15	1	6	0	0	0	3	6	.400	0	0	7	0	.400	0	0	0	0	1	1	0	1.000
D-HAMMER, Nathan	.364	9	1	11	0	4	0	0	0	1	4	.364	0	0	3	0	.333	1	0	0	0	8	0	0	1.000
PEREZ, Tommy	.341	48	45	173	40	59	9	2	11	45	105	.607	17	8	30	0	.412	6	0	2	4	42	94	12	.919
ZACUTO, Kris	.332	58	57	223	46	74	17	1	8	43	117	.525	23	14	42	4	.420	4	0	2	6	378	43	13	.970
HIRSH, Robert	.324	47	47	176	27	57	8	1	0	29	67	.381	27	2	17	2	.413	3	5	5	10	92	2	1	.989
WHITESELL, Joshua	.314	49	42	175	21	55	10	0	4	30	77	.440	12	0	30	2	.351	4	0	0	0	179	18	2	.990
LOCKIN, Billy	.312	51	34	138	23	43	4	0	0	10	47	.341	19	4	15	3	.407	1	3	7	10	88	81	8	.955
MAFFEI, David	.293	50	46	174	34	51	12	1	6	20	83	.477	10	7	29	3	.354	1	2	4	8	63	0	1	.984
WILSON, C.J.	.289	57	54	201	38	58	11	3	6	37	93	.463	24	11	36	2	.392	1	0	2	3	89	16	4	.963
CORDERO, Mario	.287	55	43	157	20	45	8	1	1	18	58	.369	8	5	28	3	.335	3	1	3	7	68	123	15	.927
HIGASHI, Jonathan	.286	39	20	84	15	24	0	1	1	9	29	.345	5	7	12	0	.375	0	1	2	3	155	19	1	.994
BROOKS, Jack	.282	46	30	117	13	33	7	0	0	12	40	.342	9	2	17	0	.341	1	3	5	7	60	76	6	.958
WALKER, Jeff	.277	51	38	141	25	39	7	0	7	29	67	.475	18	9	40	0	.388	2	0	3	5	151	7	3	.981
MILTON, Kayzell	.266	50	19	79	14	21	5	0	1	8	29	.367	8	2	22	0	.341	2	1	5	8	62	0	0	1.000
CARROLL, Mark	.253	40	29	99	10	25	4	0	0	9	29	.293	9	0	25	1	.312	1	1	2	3	31	69	15	.870
BARTON, Brian	.196	33	10	46	7	9	0	0	2	7	15	.326	5	0	9	0	.269	1	1	1	1	28	0	0	1.000
LaFOUNTAIN, Scott	.125	7	1	8	2	1	0	0	0	0	1	.125	2	0	3	0	.300	0	0	0	0	0	0	0	.000
KOCH, Brady	.100	12	1	10	2	1	1	0	0	0	2	.200	2	0	4	0	.250	0	0	0	0	18	1	1	.950
SILVA, Joe	.036	19	5	28	5	1	0	0	0	3	1	.036	4	1	6	0	.176	1	1	0	0	4	10	2	.875
OSWALD, Pete	.000	2	0	1	0	0	0	0	0	0	0	.000	0	0	1	0	.000	0	0	0	0	0	0	0	.000
ABREU, Justin	.000	1	0	0	0	0	0	0	0	0	0	.000	0	0	0	0	.000	0	0	0	0	1	0	0	1.000
LMU	.295	58	58	2056	343	606	103	10	47	313	870	.423	202	72	376	20	.373	32	19	43	75	1535	627	96	.957
Opponents	.333	58	58	2142	444	714	130	17	48	410	1022	.477	259	53	378	23	.413	33	35	85	115	1547	635	84	.963

PITCHING

Name	ERA	W-L	APP	GS	CG	SHO	SV	IP	H	R	ER	BB	SO	2B	3B	HR	BF	BA	WP	HBP	BK	SFA	SFH
GRAY, Chris	3.48	1-2	33	0	0	0	0	51.2	63	25	20	20	35	11	1	2	193	.326	3	12	3	4	8
CORDOVA, Vincent	5.23	3-4	18	14	0	0	0	75.2	107	64	44	28	42	20	2	3	321	.333	4	9	0	5	8
FELTEN, Brian	6.02	0-4	24	3	0	0	2	52.1	73	51	35	28	38	10	4	7	216	.338	7	5	1	5	3
MUECKE, Joshua	6.07	5-7	28	12	0	0	1	75.2	98	57	51	37	62	23	1	5	312	.314	6	5	1	2	6
WHITESELL, Joshua	6.54	3-5	21	10	0	0	0	52.1	79	45	38	23	38	11	2	5	225	.351	5	4	2	3	4
CLELLAND, James	6.78	5-2	29	3	0	0	1	66.1	86	54	50	28	56	14	4	7	275	.313	4	7	3	4	1
WILSON, C.J.	6.95	3-9	24	12	0	0	2	80.1	106	75	62	53	72	12	2	11	335	.316	6	2	1	3	4
COVA, Matt	7.50	0-0	7	0	0	0	0	12.0	18	15	10	11	8	3	0	3	55	.327	2	1	0	0	0
ABREU, Justin	9.00	0-2	11	0	0	0	0	12.0	21	13	12	11	7	7	0	0	56	.375	0	3	1	1	0
BRUNDIGE, Bill	9.00	0-0	5	0	0	0	0	6.0	11	7	6	0	3	4	1	1	26	.423	0	0	1	3	1
GRUBER, Matt	12.51	1-2	16	4	0	0	1	27.1	52	38	38	20	17	15	0	4	128	.406	2	5	0	3	0
LMU	6.44	21-37	58	58	0	0	7	511.2	714	444	366	259	378	130	17	48	2142	.333	39	53	13	33	35
Opponents	4.97	37-21	58	58	5	2	11	515.2	606	343	285	202	376	103	10	47	2056	.295	48	72	10	32	19

FIELDING

Name	C	PO	A	E	FLD%	DP'S	SBA	CSB	SBA%	PB	CI
MILTON, Kayzell	62	62	0	0	1.000	0	0	0	-	0	0
BARTON, Brian	28	28	0	0	1.000	0	0	0	-	0	0
DURHAM-HAMMER, Nathan	8	8	0	0	1.000	0	0	0	-	0	0
COVA, Matt	5	1	4	0	1.000	0	1	0	1.000	0	0
GRUBER, Matt	4	1	3	0	1.000	0	2	1	.667	0	0
MAUCH, Marion	2	1	1	0	1.000	0	0	0	-	0	0
BRUNDIGE, Bill	2	0	2	0	1.000	0	0	0	-	0	0
ABREU, Justin	1	1	0	0	1.000	0	2	0	1.000	0	0
HIGASHI, Jonathan	175	155	19	1	.994	3	35	7	.833	5	1
WHITESELL, Joshua	199	179	18	2	.990	16	6	2	.750	0	0
HIRSH, Robert	95	92	2	1	.989	0	0	0	-	0	0
MAFFEI, David	64	63	0	1	.984	0	0	0	-	0	0
WALKER, Jeff	161	151	7	3	.981	12	0	0	-	0	0
ZACUTO, Kris	434	378	43	13	.970	21	48	16	.750	3	2
WILSON, C.J.	109	89	16	4	.963	2	14	5	.737	0	0
BROOKS, Jack	142	60	76	6	.958	17	0	0	-	0	0
LOCKIN, Billy	177	88	81	8	.955	17	0	0	-	0	0
KOCH, Brady	20	18	1	1	.950	0	2	0	1.000	0	0
CLELLAND, James	15	3	11	1	.933	1	9	4	.692	0	0
CORDERO, Mario	206	68	123	15	.927	24	0	0	-	0	0
PEREZ, Tommy	148	42	94	12	.919	15	0	0	-	0	0
CORDOVA, Vincent	10	1	8	1	.900	0	10	3	.769	0	0
GRAY, Chris	18	2	14	2	.889	4	8	1	.889	0	0
SILVA, Joe	16	4	10	2	.875	2	0	0	-	0	0
CARROLL, Mark	115	31	69	15	.870	14	0	0	-	0	0
MUECKE, Joshua	23	4	16	3	.870	0	12	8	.600	0	0
FELTEN, Brian	19	5	9	5	.737	3	21	6	.778	0	0
LaFOUNTAIN, Scott	0	0	0	0	.000	0	0	0	-	0	0
OSWALD, Pete	0	0	0	0	.000	0	0	0	-	0	0
LMU	2258	1535	627	96	.957	55	85	30	.739	8	3
Opponents	2266	1547	635	84	.963	55	43	32	.573	12	1

2001 WCC STATISTICS

BATTING

Name	BA	G	GS	AB	R	H	2B	3B	HR	RBI	TB	SLG%	BB	HBP	SO	GDP	OB%	SF	SH	SB-	ATT	PO	A	E	FLD%
MAUCH, Marion	.500	8	0	6	1	3	0	0	0	0	3	.500	0	0	2	0	.500	0	0	0	0	0	1	0	1.000
D.HAMMER, Nathan	.429	8	0	7	0	3	0	0	0	1	3	.429	0	0	1	0	.375	1	0	0	0	5	0	0	1.000
MILTON, Kayzell	.362	26	13	47	9	17	4	0	1	5	24	.511	3	1	8	0	.404	1	1	2	4	37	0	0	1.000
ZACUTO, Kris	.353	30	30	116	27	41	13	0	7	29	75	.647	12	9	19	3	.449	1	0	1	5	204	23	3	.987
LOCKIN, Billy	.345	25	21	87	14	30	3	0	0	7	33	.379	9	2	9	3	.418	0	1	4	6	43	49	5	.948
CORDERO, Mario	.321	28	21	81	11	26	5	0	0	8	31	.383	4	0	14	2	.353	0	1	2	2	33	69	6	.944
HIRSH, Robert	.317	22	22	82	9	26	3	1	0	8	31	.378	14	0	4	1	.417	0	3	3	6	48	1	0	1.000
MAFFEI, David	.310	24	23	84	14	26	7	0	4	9	45	.536	6	1	8	2	.359	1	1	3	6	27	0	1	.964
WHITESELL, Joshua	.295	26	23	95	11	28	3	0	4	15	43	.453	5	0	13	2	.327	1	0	0	0	137	11	1	.993
WALKER, Jeff	.284	26	17	67	11	19	2	0	2	11	27	.403	3	6	21	0	.368	0	0	3	4	25	4	2	.935
BROOKS, Jack	.283	22	12	53	6	15	5	0	0	4	20	.377	5	1	7	0	.356	0	2	2	3	31	30	3	.953
HIGASHI, Jonathan	.283	20	12	53	13	15	0	0	1	6	18	.340	2	5	8	0	.367	0	1	1	1	83	14	0	1.000
PEREZ, Tommy	.269	26	23	93	17	25	4	1	4	18	43	.462	7	3	18	0	.327	4	0	0	2	28	49	8	.906
WILSON, C.J.	.250	30	27	108	16	27	6	1	4	21	47	.435	9	7	19	1	.344	1	0	1	2	40	10	1	.980
LaFOUNTAIN, Scott	.200	3	1	5	0	1	0	0	0	0	1	.200	0	0	0	0	.200	0	0	0	0	0	0	0	.000
BARTON, Brian	.179	19	7	28	3	5	0	0	2	4	11	.393	1	0	5	0	.200	1	1	1	1	16	0	0	1.000
CARROLL, Mark	.140	20	16	50	2	7	1	0	0	4	8	.160	4	0	15	0	.200	1	0	1	1	13	38	9	.850
KOCH, Brady	.000	5	1	5	0	0	0	0	0	0	0	.000	0	0	2	0	.000	0	0	0	0	15	1	0	1.000
SILVA, Joe	.000	4	1	4	3	0	0	0	0	0	0	.000	1	0	0	0	.200	0	0	0	0	1	0	1	.500

LMU	.293	30	30	1071	167	314	56	3	29	150	463	.432	85	35	173	14	.361	12	11	24	43	795	339	47	.960
Opponents	.352	30	30	1132	240	399	62	7	27	226	556	.491	125	30	199	16	.425	17	20	37	55	811	338	43	.964

PITCHING

Name	ERA	W-L	APP	GS	CG	SHO	SV	IP	H	R	ER	BB	SO	2B	3B	HR	BF	BA	WP	HBP	BK	SFA	SFH
COVA, Matt	0.00	0-0	1	0	0	0	0	1.0	2	2	0	1	1	0	0	0	6	.333	0	0	0	0	0
FELTEN, Brian	3.86	0-2	8	0	0	0	0	16.1	24	15	7	7	9	2	1	2	69	.348	0	1	0	3	2
GRAY, Chris	4.78	0-1	15	0	0	0	0	26.1	36	15	14	5	21	6	1	2	103	.350	1	7	1	2	4
CORDOVA, Vincent	5.98	2-3	11	9	0	0	0	55.2	87	50	37	17	28	14	2	2	240	.362	1	7	0	4	4
MUECKE, Joshua	6.20	3-5	13	9	0	0	1	53.2	69	40	37	23	43	15	1	5	220	.314	5	5	0	0	4
WILSON, C.J.	6.99	2-6	14	7	0	0	1	47.2	66	44	37	36	43	6	1	8	197	.335	5	1	1	3	4
WHITESELL, Joshua	7.66	0-3	8	4	0	0	0	22.1	38	24	19	10	14	4	0	2	97	.392	2	2	2	1	1
CLELLAND, James	8.67	1-2	15	1	0	0	1	27.0	44	30	26	13	30	7	0	4	123	.358	1	3	1	2	1
ABREU, Justin	9.39	0-0	7	0	0	0	0	7.2	14	8	8	7	3	6	0	0	37	.378	0	3	0	0	0
GRUBER, Matt	12.79	0-0	6	0	0	0	1	6.1	15	9	9	6	7	1	0	1	35	.429	0	1	0	0	0
BRUNDIGE, Bill	27.00	0-0	1	0	0	0	0	1.0	4	3	3	0	0	1	1	1	5	.800	0	0	0	2	0

LMU	6.69	8-22	30	30	0	0	4	265.0	399	240	197	125	199	62	7	27	1132	.352	15	30	5	17	20
Opponents	4.56	22-8	30	30	5	2	6	270.1	314	167	137	85	173	56	3	29	1071	.293	13	35	5	12	11

FIELDING

Name	C	PO	A	E	FLD%	DP'S	SBA	CSB	SBA%	PB	CI
HIGASHI, Jonathan	97	83	14	0	1.000	1	14	6	.700	5	0
HIRSH, Robert	49	48	1	0	1.000	0	0	0	-	0	0
MILTON, Kayzell	37	37	0	0	1.000	0	0	0	-	0	0
BARTON, Brian	16	16	0	0	1.000	0	0	0	-	0	0
KOCH, Brady	16	15	1	0	1.000	0	1	0	1.000	0	0
DURHAM-HAMMER, Nathan	5	5	0	0	1.000	0	0	0	-	0	0
GRUBER, Matt	1	1	0	0	1.000	0	1	0	1.000	0	0
MAUCH, Marion	1	0	1	0	1.000	0	0	0	-	0	0
WHITESELL, Joshua	149	137	11	1	.993	11	2	2	.500	0	0
ZACUTO, Kris	230	204	23	3	.987	16	22	8	.733	0	0
WILSON, C.J.	51	40	10	1	.980	2	9	5	.643	0	0
MAFFEI, David	28	27	0	1	.964	0	0	0	-	0	0
BROOKS, Jack	64	31	30	3	.953	9	0	0	-	0	0
LOCKIN, Billy	97	43	49	5	.948	9	0	0	-	0	0
CORDERO, Mario	108	33	69	6	.944	12	0	0	-	0	0
WALKER, Jeff	31	25	4	2	.935	4	0	0	-	0	0
PEREZ, Tommy	85	28	49	8	.906	9	0	0	-	0	0
MUECKE, Joshua	19	4	13	2	.895	0	5	7	.417	0	0
FELTEN, Brian	9	2	6	1	.889	2	6	0	1.000	0	0
CORDOVA, Vincent	9	1	7	1	.889	0	8	3	.727	0	0
CLELLAND, James	8	0	7	1	.875	1	3	1	.750	0	0
CARROLL, Mark	60	13	38	9	.850	9	0	0	-	0	0
GRAY, Chris	9	1	6	2	.778	2	3	0	1.000	0	0
SILVA, Joe	2	1	0	1	.500	0	0	0	-	0	0
ABREU, Justin	0	0	0	0	.000	0	0	0	-	0	0
COVA, Matt	0	0	0	0	.000	0	0	0	-	0	0
BRUNDIGE, Bill	0	0	0	0	.000	0	0	0	-	0	0
LaFOUNTAIN, Scott	0	0	0	0	.000	0	0	0	-	0	0

LMU	1181	795	339	47	.960	32	37	18	.673	5	0
Opponents	1192	811	338	43	.964	34	24	19	.558	6	0

THE WEST COAST CONFERENCE

The West Coast Conference continues its long history of baseball competition in 2002. After playing 29 games of a 30-game schedule (rain-out with Saint Mary's) in 1998, the WCC returns again to a 30-game schedule for the fourth time since 1995. Unlike four seasons ago, when the league champion was forced to host an NCAA play-in series to qualify, the conference champion will receive an automatic bid to the NCAA Regionals this year. Additionally, the postseason bracket was extended to a 64-team field for the first time in NCAA history in 1999.

Loyola Marymount University, Pepperdine University, Saint Mary's College, Santa Clara University, University of San Francisco, University of San Diego, University of Portland and Gonzaga University comprise the baseball alignment. Gonzaga and Portland, long-time members in every other conference sport, joined the league in baseball in 1996 after migrating from the Pacific-10 North Division.

Baseball was originally established as a conference sport in 1968. From 1977-84, WCC teams competed with teams from the Big West Conference in the Northern California Baseball Association (Saint Mary's, San Francisco, and Santa Clara), and the Southern California Baseball Association (LMU, Pepperdine, and San Diego). The highlight of West Coast Conference baseball may have occurred nine seasons ago as Pepperdine captured the NCAA national championship at the 1992 College World Series in Omaha.

The WCC sponsors championships in 13 sports for men and women: baseball, men's and women's basketball, women's crew, men's and women's cross country, men's and women's golf, men's and women's soccer, men's and women's tennis, and women's volleyball.

2001 WEST COAST CONFERENCE STANDINGS

	Conference				Overall				
	W	L	T	Pct.	GB	W	L	T	Pct.
<i>West Division</i>									
Pepperdine #*	25	5	0	.833	--	42	18	0	.700
San Diego	20	10	0	.667	5	35	21	0	.625
Saint Mary's	10	20	0	.333	15	18	36	0	.333
Portland	9	21	0	.300	16	20	34	0	.370
<i>Coast Division</i>									
Gonzaga #	17	13	0	.567	--	28	26	0	.520
Santa Clara	17	13	0	.567	--	23	33	0	.411
San Francisco	14	16	0	.467	3	28	26	0	.528
Loyola Marymount	8	22	0	.267	9	21	37	0	.351

Clinched Division Title

*Won WCC Championship Series 2-1

ANNUAL WCC BASEBALL CHAMPION

1968	Santa Clara
1969	Santa Clara
1970	Santa Clara
1971	Santa Clara
1972	Santa Clara
1973	Loyola Marymount
1974	Pepperdine
1975	Pepperdine
1976	Pepperdine
1977	Pepperdine
1978	Pepperdine
1979	Pepperdine
1980	Pepperdine
1981	Pepperdine
1982	Pepperdine
1983	Pepperdine
1984	Pepperdine
1985	Pepperdine
1986	Loyola Marymount*
1987	Pepperdine
1988	Pepperdine
1989	Pepperdine
1990	Loyola Marymount
1991	Pepperdine
1992	Pepperdine
1993	Pepperdine
1994	Santa Clara
1995	Pepperdine
1996	Santa Clara
1997	Santa Clara
1998	Loyola Marymount
1999	Loyola Marymount
2000	Loyola Marymount
2001	Pepperdine

*won playoff game to win title



Kris Zacuto claimed the Lions' only all-conference award in 2001.

2001 ALL-CONFERENCE TEAM

First Team

Player	School	Pos	Yr
Kris Zacuto**	Loyola Marymount	C	Jr
Jared Pitney#	Pepperdine	1B	Sr
Dan Garcia**#	Pepperdine	2B	Jr
Taggart Bozied***	San Francisco	3B	Sr
Tony Garcia	Pepperdine	SS	Jr
Tom Caple	San Diego	UTL	So
Barry Matthews**#	Gonzaga	DH	Sr
Dane Ball	Pepperdine	OF	Sr
Jack Headley	Santa Clara	OF	So
Woody Cliffords	Pepperdine	OF	Jr
Jared Hertz	Gonzaga	OF	Sr
Noah Lowry#	Pepperdine	P	Jr
Dan Haren	Pepperdine	P	Jr
Ricky Barrett	San Diego	P	So

* - Denotes Times an All-WCC First-Team Selection

- Denotes Unanimous Choice

Second Team

Player	School	Pos	Yr
Kevin Richardson	Gonzaga	C	Jr
Nate Gold	Gonzaga	1B	Jr
Eric Rodland	Gonzaga	2B	So
Greg Sain	San Diego	3B	Jr
Josh Harris	San Diego	SS	Jr
Eric Hull	Portland	UTL	Jr
Matt Queen	Santa Clara	DH	Sr
Joe Lima	San Diego	OF	Jr
Jeremy Janz	San Francisco	OF	Jr
Joe Diefenderfer	Santa Clara	P	So
Jesse Foppert	San Francisco	P	Jr
Sean Lichter	Gonzaga	P	So
David Hixson	Gonzaga	P	Sr

Player of the Year: Dan Haren, Pepperdine

Pitcher of the Year: Noah Lowry, Pepperdine

Freshman of the Year: Joey Prast, San Diego

Coach of the Year: Steve Hertz, Gonzaga

Honorable Mention

Jay Adams, Rock Mills - Pepperdine

Matt Hollod - Portland

Tim Spooner, Mark Teahen, Brett Wayne, Mike Byer - Saint Mary's

Mike McCoy, Jason Marian, Joey Prast - San Diego

Armand Gaerlen - San Francisco

Mike Theoharris, Jim DeMartini - Santa Clara

2002 WEST COAST CONFERENCE DIVISIONS

West Division

Loyola Marymount

Portland

San Diego

San Francisco

Coast Division

Gonzaga

Pepperdine

Saint Mary's

Santa Clara


POSTSEASON HISTORY



1986 College World Series Participants
1986 NCAA Regional Participants
1986 West Coast Conference Champions



1988 NCAA Regional Participant



1989 NCAA Regional Participant



1990 NCAA Regional Participant
1990 West Coast Conference Champions



1998 NCAA Regional Participant
1998 West Coast Conference Champions

POSTSEASON RESULTS

1973 NCAA District 8 Playoffs at Los Angeles, CA

May 26	USC	L	8-9
May 27	USC	L	1-2

1986 NCAA West Regional at Los Angeles, CA

May 22	UC Santa Barbara	L	5-11
May 23	UCLA	W	12-10
May 24	UC Santa Barbara	W	14-6
May 24	Hawaii	W	10-6
May 25	Hawaii	W	12-5

1986 College World Series at Omaha, NE

May 30	Louisiana State	W	4-3
June 2	Arizona	L	5-7
June 5	Oklahoma State	L	5-11

1988 NCAA Midwest Regional at Stillwater, OK

May 27	Arkansas	W	8-3
May 28	Wichita State	L	6-10
May 28	McNeese State	W	12-4
May 29	Oklahoma State	L	6-8

1989 NCAA West I Regional at Tucson, AZ

May 26	Oklahoma	L	2-5
May 27	Eastern Kentucky	W	9-3
May 28	Oklahoma	W	6-5
May 28	Arizona	L	4-13

1990 NCAA West II Regional at Tempe, AZ

May 25	Washington State	L	2-13
May 26	Arizona State	L	9-11

1998 NCAA West Regional at Stanford, CA

May 21	Stanford	W	6-2
May 22	Long Beach State	L	9-19
May 23	Alabama	L	5-13

1999 NCAA West Regional at Stanford, CA

May 28	Stanford	L	2-10
May 29	Nevada	L	3-4

2000 NCAA West Regional at Fullerton, CA

May 26	Cal State Fullerton	W	6-4
May 27	Southern California	L	5-13
May 27	Cal State Fullerton	L	2-5



1999 NCAA Regional Participant
1999 West Coast Conference Champions



2000 NCAA Regional Participant
2000 West Coast Conference Champions

LMU RECORD BOOK

TEAM SEASON RECORDS

Batting	
Hits	800 (1988)
At Bats	2,320 (1988)
RBI	540 (1988)
Stolen Base Attempts	203 (1977)
Walks	410 (1982)
Strikeouts	440 (1997)
Hit By Pitches	112 (2000)
Total Bases	1,222 (1988)
Slugging Percentage	.527 (1988)
Sacrifice Hits	63 (1976)
Sacrifice Flies	36 (2000)
Stolen Bases Per Game	2.93 (1977)
Doubles Per Game	2.27 (1988)
Triples Per Game	0.48 (1970)
Home Runs Per Game	1.37 (2000)
Runs Per Game	9.34 (1998)

Pitching	
Innings Pitched	556 (1990)
Complete Games	26 (1976)
Relief Appearances	158 (2001)
Saves	16 (1988)
Strikeouts	451 (2000)
Walks	338 (1981)
Shutouts	6 (1988) 6 (1985)

Fielding	
Total Chances	2,451 (1986)
Putouts	1,623 (1999)
Assists	762 (1986)
Double Plays	72 (1990)

Streaks	
Overall Win	13 (1989) 13 (1988) 13 (1986)
Home Win	13 (1988)
Road Win	12 (1986)
Conference Win	15 (1989) 15 (1988)
Overall Loss	14 (2001)
Conference Loss	16 (2001)

TEAM GAME HIGHS

Batting	
At Bats	57, vs. USD, 3/1/85
Runs	34, vs. USEF, 4/18/86
Hits	30, vs. Saint Mary's, 3/31/00
Doubles	8, vs. Saint Mary's, 3/31/00
	8, vs. CS Los Angeles, 2/28/98
Triples	5, vs. Long Beach St, 2/11/75
Home Runs	7, vs. Cal Poly, 2/26/00
Runs Batted In	29, vs. USEF, 4/18/86
Walks	17, at Hawaii-Hilo, 3/11/96
Strikeouts	17, vs. Long Beach St, 4/3/01
	17, vs. Long Beach St, 3/4/97
	17, vs. USC, 4/23/91
Stolen Bases	7, vs. UCSB, 2/8/75
Hit By Pitches	9, vs. UCLA, 4/4/00

Pitching	
Innings	17, vs. SDSU, 3/1/85
Strikeouts	17, vs. SDSU, 3/1/85
Walks	14, vs. Hawaii, 2/27/88
	14, vs. Hawaii, 2/26/88
Hits	24, vs. Long Beach St, 4/9/91
Runs	23, vs. CS Northridge, 4/23/97
Earned Runs	21, vs. UNLV, 3/26/97

Fielding	
Chances	80, vs. SDSU, 3/1/85
Putouts	51, vs. SDSU, 3/1/85
Assists	24, vs. SDSU, 3/1/85
Errors	7, vs. Portland, 4/5/97
	7, vs. USEF, 4/14/96
	7, vs. New Mexico, 3/10/85
Double Plays	4, vs. Long Beach State, 2/24/99
	4, vs. Utah, 2/1/98
	4, vs. UCLA, 4/14/92

The only no-hitter thrown in LMU history belongs to Bob Seus, who did not surrender a hit at Long Beach State in a 9-0 Lion win on March 14, 1980. In the game, only three runners reached base against the right-handed junior. Seus allowed two walks and hit one batter but faced the minimum 27 batters.

TEAM SEASON HIGHS

Games		Triples		Wins	
1. 66 (1988)		1. 31 (1988)		1. 50 (1986)	
2. 65 (1986)		2. 26 (1985)		2. 48 (1988)	
3. 65 (1980)		3. 22 (1974)		3. 45 (1990)	
4. 64 (1989)		4. 21 (1991)		4. 40 (2000)	
5. 63 (twice)		5. 20 (1986)		5. 39 (1989)	
Runs		Home Runs		Winning Percentage	
1. 606 (1988)		1. 82 (1990)		1. .769 (1986)	
2. 601 (1986)		2. 81 (2000)		2. .727 (1988)	
3. 542 (1998)		3. 78 (1986)		3. .726 (1990)	
4. 519 (1990)		4. 71 (1991)		4. .678 (2000)	
5. 516 (2000)		5. 70 (1988)		5. .633 (1991)	
Hits		Stolen Bases		Earned Run Average	
1. 800 (1988)		1. 158 (1977)		1. 2.98 (1970)	
2. 784 (1990)		2. 135 (1979)		2. 3.42 (1969)	
3. 702 (2000)		3. 122 (1978)		3. 4.03 (1978)	
4. 694 (1999)		4. 112 (1982)		4. 4.17 (1972)	
5. 693 (1986)		5. 107 (1976)		5. 4.21 (1989)	
Doubles		Batting Average		Fielding Percentage	
1. 150 (1988)		1. .345 (1988)		1. .972 (1990)	
2. 134 (1991)		2. .341 (1990)		2. .970 (1988)	
3. 132 (2000)		3. .336 (1987)		3. .969 (1986)	
4. 130 (1990)		4. .331 (2000)		4. .967 (1982)	
130 (1989)		5. .329 (1985)		5. .966 (1987)	



INDIVIDUAL GAME HIGHS

Batting	
At Bats	8, Jason Hueth vs. San Diego, 4/22/95
	8, Mike Peters vs. San Diego, 4/22/95
	5, Jeff Walker at UCLA, 4/4/00
Runs	5, Kris Zacuto vs. Saint Mary's, 3/31/00
	5, Joe Sulentor vs. Portland, 5/10/98
	5, Darren Sugiyama vs. Nevada, 1/31/92
Hits	6, Travis Tarchione vs. UNLV, 4/15/87
Doubles	4, Joe Ciccarella vs. San Francisco, 2/23/91
Triples	2, Ikaika Hoopii vs. San Francisco, 5/6/94
Home Runs	3, Kriz Zacuto vs. Gonzaga, 5/11/01
	3, Scott Walter vs. Gonzaga, 5/7/00
	3, Matt Riordan at Gonzaga, 4/25/99
	3, Scott Walter at San Francisco, 4/19/98
	3, Tony Kounas vs. San Francisco, 4/13/90
Runs Batted In	3, Don Sparks vs. UC Santa Barbara, 3/23/88
	8, Scott Walter vs. Gonzaga, 5/7/00
	8, Scott Walter at San Francisco, 4/19/98
	8, Billy Bean vs. San Francisco, 4/20/85
Walks	4, Robert Hirsh vs. Gonzaga, 5/10/01
	4, Greg Bergeron vs. San Francisco, 5/7/94
Strikeouts	4, Benny Craig vs. Pepperdine, 5/9/97
Stolen Bases	5, Dave Long vs. UC Santa Barbara, 2/8/75

Hit By Pitch	
	3, Anthony Angel vs. Utah, 2/18/00
	3, Anthony Angel at Portland, 4/4/98
	3, Anthony Angel vs. Utah, 1/30/98
	3, Rick Mediavilla vs. Utah, 3/19/90
Hit Streak	
	27 games, Don Sparks, 3/15/88 through 4/22/88
Pitching	
Innings Pitched	13, Tim Layana (starter) vs. USC, 4/9/85
Innings Pitched	9.2, Tim Layana (relief) vs. San Diego State, 3/1/85
Strikeouts	16, Sandor Demosthenes vs. Gonzaga, 4/19/96
Walks	10, Mike McNary vs. Hawaii, 2/27/88
Hits	17, Jason Hueth vs. Saint Mary's, 4/8/95
Runs	12, Drew Bentz vs. Long Beach State, 3/25/77
	12, Dennis Sandoval vs. USC, 2/22/75
	11, Joe Caruso vs. Arizona State, 2/3/91
Earned Runs	
	19, David Jones vs. Long Beach State, 3/31/78
Fielding	
Putouts	10, Carl Fraticelli vs. USC, 4/9/85
Assists	4, Greg Carl vs. UCLA, 4/14/92
Double Plays	4, Darren Sugiyama vs. UCLA, 4/14/92
	4, Darrel Deak vs. Stanford, 2/5/89
Errors	

ALL-TIME SEASON LEADERS

BATTING

Games

1.	66	Travis Tarchione	1988
2.	65	Billy Bean	1986
	65	Mike Franks	1980
	65	Tracy Jones	1980
5.	64	Rick Allen	1989
	64	Miah Bradbury	1989
	64	Travis Tarchione	1989
	64	Brian Turang	1988
	64	Mike Berberet	1980
	64	Chris Donnels	1986
	64	Jim McAnany	1986

At Bats

1.	269	Rick Mediavilla	1990
2.	268	Chris Gomez	1990
3.	264	Travis Tarchione	1988
	264	Tracy Jones	1980
5.	262	Matt Riordan	1999
6.	259	Don Sparks	1988
7.	257	Tim Williams	1990
8.	253	Mike Franks	1980
9.	252	Ikaika Hoopii	1996
10.	249	Anthony Angel	2000

Runs

1.	84	Billy Bean	1986
2.	78	Chris Donnels	1986
3.	74	Don Sparks	1988
4.	73	Carl Fraticelli	1986
5.	72	Kevin Hook	1988
	72	Joe Ciccarella	1991
	72	Rick Mediavilla	1990
	72	Carl Fraticelli	1988
9.	69	Brian Turang	1988
10.	68	Matt Riordan	1998
	68	Joe Sulentor	1998

Hits

1.	112	Rick Mediavilla	1990
2.	105	Don Sparks	1988
3.	102	Travis Tarchione	1988
4.	100	Chris Gomez	1990
5.	94	Miah Bradbury	1989
6.	92	Scott Stout	1982
7.	90	Matt Riordan	1999
	90	Joe Ciccarella	1991
9.	89	Curt Fiore	1999
	89	Tony Kounas	1990
	89	Reggie Lambert	1985

Runs Batted In

1.	91	Chris Donnels	1986
2.	79	Don Sparks	1988
3.	78	Anthony Angel	2000
4.	75	Chris Donnels	1987
5.	70	Scott Walter	2000
	70	Darrel Deak	1991
7.	68	Billy Bean	1986
8.	67	Scott Walter	1998
	67	Joe Ciccarella	1991
	67	Travis Tarchione	1988
	67	Billy Bean	1985
67		Brian Leighton	1984

Doubles

1.	31	Miah Bradbury	1989
2.	24	Joe Ciccarella	1991
	24	Chris Gomez	1990
4.	23	Anthony Napolitano	1994
	23	Anthony Napolitano	1992
	23	Don Sparks	1988
7.	22	Travis Tarchione	1988
	22	Brian Leighton	1984
9.	21	Matt Riordan	1999
10.	20	Kris Zacuto	2000
	20	Billy Bean	1985

Triples

1.	9	Dan Henry	1975
2.	8	Russ Noah	1972
	8	Bob Sheldon	1971
4.	7	Carl Fraticelli	1988
	7	Billy Bean	1986
6.	6	Russ Noah	1973
7.	5	Matt Riordan	1998
	5	Ikaika Hoopii	1994
	5	Reggie Lambert	1985
10.	3	CJ Wilson	2001
	3	Jason Aspito	2000

Home Runs

1.	21	Chris Donnels	1986
2.	19	Scott Walter	2000
3.	17	Benny Craig	1997
	17	Jesse Ibarra	1993
5.	16	Miah Bradbury	1990
	16	Chris Donnels	1987
	16	Brian Leighton	1984
8.	15	Jesse Ibarra	1994
	15	Darrel Deak	1991
	15	Tony Kounas	1990
	15	Brian Turang	1988

Total Bases

1.	171	Don Sparks	1988
2.	161	Joe Ciccarella	1991
3.	158	Scott Walter	2000
4.	154	Chris Donnels	1986
5.	152	Miah Bradbury	1990
	152	Chris Gomez	1990
7.	150	Tim Williams	1990
8.	149	Tony Kounas	1990
9.	147	Chris Donnels	1987
10.	146	Jason Aspito	2000
	146	Brian Leighton	1984

Stolen Bases

1.	40	John Krickl	1979
2.	39	Dave Long	1975
3.	35	Errect Ridley	1977
4.	34	Tim Collins	1979
	34	Tracy Cowger	1977
6.	30	Reggie Lambert	1984
7.	28	John Krickl	1978
8.	26	Scott Stout	1982
9.	25	John Krickl	1977
	25	Dave Long	1976
	25	Pat Corcoran	1975
	25	Bob Sheldon	1971

Bases on Balls

1.	66	Billy Bean	1986
2.	59	Carl Fraticelli	1986
3.	58	Chris Donnels	1986
4.	52	Carl Fraticelli	1988
5.	51	Reggie Lambert	1984
6.	50	Kevin Hook	1998
7.	49	Joe Ciccarella	1991
8.	46	Scott Stout	1981
9.	45	Jeff Franklin	1977
	45	Jerry Stone	1973
	45	Jerry Stone	1972

Batting Average (2.5 AB/GM)

1.	.435	Joe Ciccarella	1991
2.	.416	Rick Mediavilla	1990
3.	.410	Reggie Lambert	1985
4.	.405	Don Sparks	1988
5.	.404	Bob Sheldon	1971
6.	.403	Billy Bean	1985
7.	.399	Russ Noah	1973
	.399	Mike Logelin	1969
9.	.398	Miah Bradbury	1989
10.	.392	Tom McDonald	1973

PITCHING

Appearances

1.	40	Joe Caruso	1991
2.	35	Brian Clancy	1989
3.	34	Darryl Scott	1988
	34	Darryl Scott	1987
5.	33	Chris Gray	2001
6.	32	Joe Caruso	1990
	32	Darryl Scott	1989
	32	Eric Reinholtz	1987
9.	31	Chad Dembisky	1991
	31	Darryl Scott	1990
	31	Rod Volk	1972

Complete Games

1.	12	Tim Layana	1986
2.	10	Drew Bentz	1976
	10	Tom Henderson	1976
	10	Rod Volk	1973
	10	Chris Wibberley	1973
	10	Dave Sehnem	1971
	10	Dave Sehnem	1970
8.	8	Tim Layana	1985
	8	Drew Bentz	1975
10.	7	Jon Willard	1990
	7	Tim Layana	1984

Wins

1.	17	Tim Layana	1986
2.	13	Jon Willard	1990
3.	12	Chad Dembisky	1991
	12	Darryl Scott	1990
	12	Steve Surico	1988
	12	Mark Stomp	1986
7.	11	Rod Volk	1973
8.	10	Billy Traber	2000
	10	Kalani Bush	1989
10.	9	Five Tied	

Saves

1.	13	Darryl Scott	1988
2.	10	Walt Von Huene	1970
3.	9	Dylan Sugar	1997
	9	Joe Caruso	1991
5.	6	Jesse Ibarra	1994
	6	Jeff Goettsch	1987
7.	5	Chris Gray	1999
	5	Joe Caruso	1990
	5	Tim Layana	1986
	5	Tim Layana	1985

Innings Pitched

1.	170.2	Tim Layana	1986
2.	142.1	Chris Wibberley	1973
3.	137.1	Tom Henderson	1976
4.	135.2	Drew Bentz	1975
5.	133.1	Drew Bentz	1976
6.	129.0	Rod Volk	1973
7.	126.2	Jon Willard	1990
8.	123.2	Billy Traber	2000
	123.2	Darryl Scott	1990
	123.2	Mark Stomp	1986
	123.2	Tim Layana	1985

Strikeouts

1.	156	Billy Traber	2000
2.	139	Tim Layana	1986
3.	135	Billy Traber	1999
4.	114	Michael Schultz	2000
5.	110	Rod Volk	1973
6.	108	Drew Bentz	1976
7.	107	Tim Layana	1985
8.	105	Chris Wibberley	1973
9.	104	Michael Schultz	1999
	104	Michael Schultz	1998

Winning Percentage


(min. 8 decisions)		
1.	.900	Ben Bonilla (9-1) 2000
2.	.875	Terry Seward (7-1) 1988
3.	.857	Steve Surico (12-2) 1988
4.	.850	Tim Layana (17-3) 1986
5.	.833	Kalani Bush (10-2) 1989
6.	.818	Michael Schultz (9-2) 1998
7.	.800	John Swanson (8-2) 1981
8.	.778	Bill Barnett (7-2) 1970
9.	.765	Jon Willard (13-4) 1990
10.	.750	Four Tied

Earned Run Average

(1 IP/GM)		
1.	1.37	Walt Von Huene 1971
2.	1.85	Bill Barnett 1970
3.	1.93	Jim Kerker 1969
4.	2.33	Brian Clancy 1989
5.	2.39	Kelly Nicholson 1979
6.	2.74	Bill Barnett 1969
7.	2.93	Dave Sehnem 1970
8.	2.95	Todd Yasin 1978
9.	3.02	Tom Scarlett 1972
10.	3.12	Tim Layana 1985



Billy Traber, the 2000 WCC Pitcher of the Year, is LMU's single-season strikeouts leader.



Left-handed pitcher Ben Bonilla earned the top spot on the single-season winning percentage chart with a 9-1 record (.900) during the 2000 season.

ALL-TIME CAREER LEADERS

BATTING

Games

1.	233	Carl Fraticelli	1985-88
2.	229	Tim Williams	1988-91
		229	Jim McAnany 1984-87
4.	226	Miah Bradbury	1987-90
5.	225	Billy Bean	1983-86
6.	222	Darrel Deak	1988-91
7.	213	Chad Ohira	1995-98
8.	208	John Krickl	1976-79
9.	205	Travis Tarchione	1986-89
10.	203	Kevin Gustorf	1995-98

At Bats

1.	846	Miah Bradbury	1987-90
2.	822	Billy Bean	1983-86
3.	797	Jim McAnany	1984-87
4.	790	Carl Fraticelli	1985-88
5.	767	John Krickl	1976-79
6.	734	Bob Sheldon	1969-72
7.	729	Anthony Angel	1998-00
8.	726	Ikaika Hoopii	1993-96
9.	720	David Jones	1976-79
10.	718	Travis Tarchione	1986-89

Runs

1.	240	Carl Fraticelli	1985-88
2.	216	Billy Bean	1983-86
3.	195	Miah Bradbury	1987-90
4.	183	Chris Donnels	1985-87
5.	173	Bob Sheldon	1969-72
6.	172	Scott Walter	1998-00
7.	168	Jim McAnany	1984-87
8.	166	Joe Ciccarella	1989-91
9.	164	Anthony Angel	1998-00
10.	162	Travis Tarchione	1986-89

Hits

1.	306	Miah Bradbury	1987-90
2.	290	Billy Bean	1983-86
3.	265	Travis Tarchione	1986-89
4.	259	Carl Fraticelli	1985-88
5.	248	Scott Walter	1998-00
6.	244	Jim McAnany	1984-87
7.	239	Anthony Angel	1998-00
		239	Bob Sheldon 1969-72
9.	234	Chris Donnels	1985-87
		234	David Jones 1976-79

Runs Batted In

1.	225	Chris Donnels	1985-87
2.	204	Billy Bean	1983-86
3.	191	Miah Bradbury	1987-90
4.	184	Scott Walter	1998-00
5.	173	Jim McAnany	1984-87
6.	172	Travis Tarchione	1986-89
7.	165	Anthony Angel	1998-00
8.	150	Darrel Deak	1988-91
9.	144	Joe Ciccarella	1989-91
10.	141	Tim Williams	1988-91
		141	David Jones 1976-79

Doubles

1.	72	Miah Bradbury	1987-90
2.	62	Anthony Napolitano	1991-94
3.	61	Billy Bean	1983-86
4.	58	David Jones	1976-79

5.	50	Scott Walter	1998-00
		50	Jim McAnany 1984-87
7.	46	Joe Ciccarella	1989-91
8.	45	Kris Zacuto	1999-01
		45	Darrel Deak 1988-91
10.	44	Chris Donnels	1985-87

Triples

1.	19	Bob Sheldon	1969-72
2.	16	Billy Bean	1983-86
3.	14	Ikaika Hoopii	1993-96
4.	13	Dan Henry	1975-76
5.	11	Robert Cannon	1986-89
6.	10	Carl Fraticelli	1985-88
7.	9	Joe Ciccarella	1989-91
		9	Tim Williams 1988-91
9.	8	John Cassanego	1994-97
		8	Reggie Lambert 1984-85
		8	Tracy Cowger 1977-78

Home Runs

1.	45	Chris Donnels	1985-87
2.	36	Scott Walter	1998-00
		36	Miah Bradbury 1987-90
4.	35	Jesse Ibarra	1992-94
5.	30	Tommy Perez	1999-01
		30	Jim McAnany 1984-87
7.	28	Darrel Deak	1988-91
8.	27	Anthony Angel	1998-00
		27	Brian Leighton 1983-84
10.	23	Brian Turang	1987-88

Total Bases

1.	490	Miah Bradbury	1987-90
2.	449	Billy Bean	1983-86
3.	437	Bob Sheldon	1969-72
4.	417	Chris Donnels	1985-87
5.	412	Scott Walter	1998-00
6.	402	Jim McAnany	1984-87
7.	372	Travis Tarchione	1986-89
		372	David Jones 1976-79
9.	367	Anthony Angel	1998-00
10.	352	Darrel Deak	1988-91

Stolen Bases

1.	104	John Krickl	1976-79
2.	73	Dave Long	1974-76
3.	65	Tim Collins	1976-79
4.	60	Bob Sheldon	1969-72
5.	55	Tracy Cowger	1977-78
6.	50	Errect Ridley	1976-77
7.	49	Pat Corcoran	1975-76
8.	48	Reggie Lambert	1984-85
9.	47	Joe Ciccarella	1989-91
10.	44	Mike Fizzolio	1977-79

Bases on Balls

1.	177	Carl Fraticelli	1985-88
2.	150	Billy Bean	1983-86
3.	125	Chris Donnels	1985-87
4.	120	Joe Ciccarella	1989-91
5.	106	Jerry Stone	1971-73
6.	104	Jim McAnany	1984-87
		104	Bob Sheldon 1969-72
8.	101	Jeff Franklin	1974-77
9.	96	Chad Ohira	1995-98
10.	95	Ikaika Hoopii	1993-96

Batting Average

(Min. 300 AB)

1.	.389	Russ Noah	1971-73
2.	.383	Don Sparks	1987-88
3.	.379	Reggie Lambert	1984-85
4.	.369	Travis Tarchione	1986-89
5.	.368	Tracy Cowger	1977-78
6.	.367	Chris Donnels	1985-87
7.	.364	Joe Ciccarella	1989-91
8.	.362	Miah Bradbury	1987-90
9.	.356	Scott Walter	1998-00
10.	.353	Billy Bean	1983-86

PITCHING

Appearances

1.	131	Darryl Scott	1987-90
2.	107	Chris Gray	1998-01
3.	98	Joe Caruso	1989-91
4.	92	Jeff Cecchin	1995-98
5.	90	Shawn Hammett	1992-95
		90	Tim Layana 1983-86
7.	89	Ben Bonilla	1997-00
8.	85	Rod Volk	1971-74
9.	82	Tom Henderson	1973-76
10.	80	Brian Felton	1998-01

Complete Games

1.	33	Tim Layana	1983-86
2.	26	Dave Sehnem	1969-72
3.	26	Jim Kerker	1966-69
4.	22	Drew Bentz	1974-77
5.	21	Tom Henderson	1975-76
6.	17	Shawn Hammett	1992-95
7.	15	Chris Wiberly	1972-74
8.	14	Bob Seus	1978-80
9.	11	Michael Schultz	1998-00
		11	Kelly Nicholson 1979-82
		11	Rod Volk 1971-74

Wins

1.	35-30	Tim Layana	1983-86
2.	31-21	Darryl Scott	1987-90
3.	27-15	Steve Surico	1987-90
4.	27-19	Kelly Nicholson	1979-82
5.	27-15	Ben Bonilla	1997-00
6.	25-14	Michael Schultz	1997-00
7.	23-23	Drew Bentz	1974-77
8.	23-21	Tom Henderson	1973-76
9.	22-7	Jon Willard	1989-91
10.	22-18	Rod Volk	1971-74

Saves

1.	22	Darryl Scott	1987-90
2.	16	Joe Caruso	1989-91
3.	12	Dylan Sugar	1996-97
4.	10	Jesse Ibarra	1992-94
		10	Tim Layana 1983-86
		10	Walt Von Huene 1968-71
7.	8	Shawn Hammett	1992-95
8.	7	Chris Gray	1998-01
		7	Jeff Goetsch 1986-87
10.	6	Brian Felton	1998-01

Innings Pitched

1.	511.0	Tim Layana	1983-86
2.	447.1	Michael Schultz	1998-00

3.	427.0	Drew Bentz	1974-77
4.	409.0	Shawn Hammett	1992-95
5.	372.0	Tom Henderson	1973-76
6.	361.2	Dave Sehnem	1969-72
7.	360.1	Darryl Scott	1987-90
8.	340.1	Billy Traber	1998-00
9.	336.0	Ben Bonilla	1997-00
10.	332.2	Kelly Nicholson	1979-82

Strikeouts

1.	405	Tim Layana	1983-86
2.	338	Billy Traber	1998-00
3.	322	Michael Schultz	1998-00
4.	317	Darryl Scott	1987-90
5.	304	Jim Kerker	1966-69
6.	292	Shawn Hammett	1992-95
7.	281	Drew Bentz	1974-77
8.	263	Rod Volk	1971-74
9.	245	Dave Sehnem	1969-72
10.	234	Steve Surico	1987-90

Winning Percentage

(min. 15 decisions)

1.	.789	Kalani Bush (15-4)	1986-89
2.	.759	Jon Willard (22-7)	1989-91
3.	.750	Mark Stomp (12-4)	1986
4.	.722	Mike Jones (13-5)	1987-88
5.	.700	Joe Caruso (21-9)	1989-91
6.	.692	Brian Felton (18-8)	1998-99
7.	.682	Chris Spears (15-7)	1989-91
8.	.667	Mike McNary (12-6)	1988-89
9.	.650	Bill Barnett (13-7)	1968-70
10.	.643	Ben Bonilla (27-15)	1997-00
		.643	Steve Surico (27-15) 1987-90

Earned Run Average

(min. 150 innings pitched)

1.	2.63	Bill Barnett	1968-70
2.	2.71	Jim Kerker	1968-69
3.	3.53	Dave Sehnem	1969-72
4.	3.59	John Swanson	1980-81
5.	3.68	Tom Scarlett	1969-72
6.	4.14	Kelly Nicholson	1979-82
7.	4.15	Michael Schultz	1998-00
8.	4.19	Jon Mason	1981-82
9.	4.20	Rod Volk	1971-74
10.	4.22	Darryl Scott	1987-90



Billy Bean ranks second among all-time career leaders in at bats, runs, hits, RBIs, triples, bases on balls and total bases.

ALL-TIME ROSTER

A • A • A
 Justin Abreu 2000-01
 Bob Adams 1970
 Jim Alexander 1987
 Rick Allen 1988-89
 Tom Allison 1986
 Jim Allison 1971-73-74
 Anthony Angel 1998-99-00
 Christian Apodaca 1996
 Jim Arico 1977
 Dave Arnold 1980
 Jason Aspito 2000

B • B • B
 Chuck Baker 1974-75
 Steve Balak 1969-70-71
 David Barba 2000-01
 Bill Barnett 1968-69-70
 Brian Barton 2000
 Steve Bateman 1981
 Jim Battle 1983
 Brett Beach 1995
 Billy Bean 1983-84-85-86
 Jason Beattie 1997
 Ryan Beaver 1998-99
 Chris Beck 1999
 Scott Beck 1985
 Joe Bellezo 1989-90
 Shawn Bennett 1973-74-75-76
 Drew Bentz 1974-75-76-77
 Mike Berberet 1979-80
 Greg Bergeron 1994
 Jim Berriatua 1976-77
 Andy Biaggi 1991-93
 Joe Blandino 1970-71
 Rob Boitano 1984
 Damien Bonenfant 1983-84-85-86
 Ben Bonilla 1997-98-99-00
 Art Bordley 1973-74
 Ken Bowers 1970
 Shane Bowers 1990-92-93
 Miah Bradbury 1987-88-89-90
 Bob Branchetti 1978-79
 Glenn Brannon 1982-83
 Steve Bridgewater 1978-79
 Jack Brooks 1998-99-00-01
 Bill Brundige 2000-01
 Jim Bruske 1986
 Butch Bucher 1992-93
 Dave Burke 1981-82
 Kalani Bush 1986-87-88-89
 Tom Button 1989
 Tim Byrne 1989-90

C • C • C
 Ulises Cabrera 1998
 Scott Cain 1985-86
 Jim Calderon 1972-73-74
 Dave Calvert 1973
 Brett Campbell 1995-96-97
 Robert Cannon 1986-87-88-89
 David Cariker 1977-78
 Greg Carl 1991-92-93
 Mark Carroll 2001
 Joe Caruso 1989-90-91
 Colin Casey 1997
 Paul Casillas 1996-97
 John Cassanego 1994-95-96-97
 Jack Cassel 1999
 Jeff Cecchin 1995-96-97-98
 Jeff Ciccarella 1991-92-93
 Joe Ciccarella 1989-90-91
 Brian Clancy 1986-87-88-89
 Danny Clay 1981-82
 James Clelland 1998-99-00-01
 Dave Coad 1981-82-83
 Andy Collett 1993-94-95
 Dan Collins 1979-80
 Tim Collins 1976-77-78-79
 Ed Conlan 1996
 Greg Connelly 1989
 Adam Cooke 1989
 Mike Coppess 1977-78-79
 Pat Corcoran 1975-76
 Mario "Moon" Cordero 2000-01
 Vincent Cordova 2001
 Matt Cova 2001
 Tracy Cowger 1977-78
 Benny Craig 1997
 Michael Cramer 1979-80
 Tom Croal 1980-81
 Luciano Cuevas 1995-96
 Bill Culver 1982

D • D • D
 Darrel Deak 1988-89-90-91
 James Dean 1977-78
 Bobby Delardin 1986-87-88
 Richard del Rio 1978
 Chad Dembisky 1991
 Sandor Demoshenes 1995-96-97-98
 Dennis Desmond 1968-69-70
 Vahe Devian 1981-82
 Mark DiBenedetti 1980
 Billy Dillon 1999
 Andy Diver 1996
 Chris Donnels 1985-86-87
 Joe Dottore 1970-71-72-73
 Nathan Durham-Hammer 2001

E • E • E
 Wayne Eaton 1977
 Randy Ebersberger 1981
 Chuck Eggert 1995-96
 Bill Eller 1969-70
 Todd Elliot 1986-87

F • F • F
 Mark Farrell 1994-95-96
 Bob Feld 1968-69
 Brian Felten 1998-99-00-01
 Brian Fenmore 1975-76
 Scott Ferguson 1979-80-81-82
 Nathan Ferrari 1998-99
 Curt Fiore 1996-97-98-99
 Brian Fitzgerald 1992-93-94
 Lucas Fitzgerald 1996-97
 Mike Fizzolio 1977-78-79
 Robby Foster 1984-85
 Matt Francis 1985
 Jeff Frank 1974-75
 Jeff Franklin 1974-75-76-77
 Mike Franks 1980-81
 Carl Fraticelli 1985-86-87-88
 Mike Freeman 1980-81
 Kevin Fujimoto 1996
 Evan Fujinaga 1998

G • G • G
 Charlie Galbraith 1999
 Todd Gades 1990-91
 Bob Gauci 1980-81
 Vince Gaudi 1974
 Joe Gehley 1973-74-75-76
 Mike Gehrlein 2000
 Gary Gemberling 1983
 Tony Giunta 1968-69
 Jeff Goetsch 1986-87
 Chris Gomez 1990-91
 Ed Goodwin 1968
 Gregory Gordon 1983
 George Gospodinoff 1973-74-75-76
 Mark Grafitti 1986-87-88-89
 David Grant 1970-71-72
 Paul Graves 1989-90-91
 Ryan Graves 1993-94-95
 Chris Gray 1998-99-00-01
 Bill Green 1981
 Rob Green 1996-97
 Matt Gruber 2001
 John Guggiana 1979-80
 Kevin Gustorf 1995-96-97-98
 Raul Gutierrez 1997

H • H • H
 Erik Hakanen 1985-86
 Scott Halverstadt 1984-85
 Shawn Hammett 1992-93-94-95
 Damon Hamura 1992-93
 John Hans 1980-81-82
 Nick Harlambakis 1998-99
 Steve Harris 1977-78-79
 Gus Hein 1984-85
 Tom Henderson 1973-74-75-76
 Dan Henry 1975-76
 Jonathan Higashi 2001
 Collin Hinds 1992-93
 Robert Hirsh 1998-99-00-01
 Bill Hodge 1968-69-70
 Ron Hodges 1985
 Jim Holleran 1983-84-85-86
 Kevin Hook 1998
 Ikaika Hoopii 1993-94-95-96
 Mark Horak 1978-79
 Reid Hoshide 1998-99-00
 Marc Howard 1990
 Jason Hueth 1994-95-96-97

Bobby Hughes 1990
 Jack Hughes 1968
 Jim Hurzeler 1993
 Mike Hymes 2000

I • I • I
 Jesse Ibarra 1992-93-94
 Rob Ickes 1990-91-92
 Nick Infantino 1977
 Brian Intlekofer 1994-95-96
 Chris Intlekofer 1990-92-93
 Chris Ipsen 1984-85
 Bill Islava 1977

J • J • J
 Dean Jelmini 1970-71-72-73
 Paul Joncich 1982-83
 David Jones 1976-77-78-79
 Mike Jones 1987-88
 Tracy Jones 1980-81-82
 Frank Judge 1972-73-74-75
 Lance Junker 1980

K • K • K
 Jeff Kambak 1980-81-82-83
 Jim Keating 1971-72-73
 Steve Keller 1968-69
 Jim Kerker 1968-69
 Jeff Kimbro 1984
 RJ Kirkland 1991-92
 Matt Knickrehm 1975-76
 Brady Koch 2001
 Kerry Konrady 1996-97
 Tony Koumas 1990
 Donny Kretschmar 1985
 John Krickl 1976-77-78-79

L • L • L
 Scott LaFountaine 1998, 2000-01
 Mike Lambert 1978
 Reggie Lambert 1984-85
 Jeff Larson 1977
 Tim Layana 1983-84-85-86
 Pat Leaver 1974-75
 Dan LeBouf 1976-77-78
 Brian Leighton 1983-84
 Paul Lemire 1993-94
 Tom Lewinski 1984-86
 Larry Lewis 1979
 Chad Lindholm 2000-01
 Stu Livingstone 1975-76
 John Lizzarra 1982
 Billy Lockin 2001
 Mike Logelin 1968-69-70
 Dave Long 1974-75-76
 Gabe Lopez 1999
 Kevin Lovvingier 1991
 Terrell Lowery 1991
 Ken Lund 1983-84-85
 Andy Lynch 1984

M • M • M
 Mark Madsen 1998-99-00
 David Maffei 1999-00-01
 Scott Malpasuto 1982-83
 Reuben Mandaloniz 1992
 Mark Margis 1981
 Matt Marks 1991-92
 Ed Marquez 1997
 Ernie Martin 1972-73-74
 Oscar Martinez 1996-97-98
 Jon Mason 1981-82
 John Mastandrea 1992-93-94-95
 Marion Mauch 1999-00-01
 Vince Mauch 1971-72-73
 Jim McAnany 1984-85-86-87
 Mike McClure 1968-69-70
 Tim McDonald 1968-69-70-71
 Tom McDonald 1971-72-73-74
 Mike McNary 1988-89
 Jim McNaught 1971-72-74
 Rick Meaglia 1975-76
 Curt Mears 1987-88
 Rick Mediavilla 1990-91
 Warren Messina 1978-79
 Ed Milich 1968
 Kayzell Milton 2000-01
 Jacob Minter 1998-99
 Eric Minzenberg 1982
 Marc Mirizzi 1994-95
 Kalalea Montgomery 1996
 Marty Morris 1968-69-70
 Joshua Muecke 2001

Matt Muller 1994-96-97
 Mike Muno 1983-84
 Kevin Murphy 1984
 Steve Myhre 1993

N • N • N
 Mahoe Nakanelua 1996
 Steve Napoli 1968
 Anthony Napolitano 1991-92-93-94
 Ben Navarrette 1968-69-70-71
 Mike Navratil 1999
 Scott Neill 1987-88
 Chad Nichols 1991-92
 Kelly Nicholson 1979-80-81-82
 Russ Noah 1971-72-73
 Bob Noson 1992
 Matt Nutter 1983-84

O • O • O
 Kevin Obergfell 1990
 Kevin O'Brien 1979
 Jim O'Donnell 1977
 Chad Ohira 1995-96-97-98
 Paul Okuda 1975
 Tim Olivarez 1978
 Scott O'Neil 1981
 Vince O'Neill 1972-73-74
 Jaime Ornelas 2000
 Pete Oswald 2000-01
 Ryan Ott 1993-94
 Craig Owens 1982

P • P • P
 Mark Paredes 1974-75
 Bryan Paul 1992
 Bruce Pawlowski 1968-69-70
 Jeff Payetta 1982-83
 Mike Paz 1983
 Gerardo Perez 1991-92
 Tommy Perez 1999-00-01
 Drew Peruzzi 1986-87
 Mike Peters 1992-93-94-95
 Paul Pettit 1971-72
 Ron Pirayoff 1997
 Matt Plugge 1994-95
 Joe Polanski 1981-83
 Steve Polk 1985-86
 Willie Price 1968-69-70-71

R • R • R
 Leland Ratleff 1978
 Henley Regisford 1989-90-91
 Eric Reinholtz 1986-87
 Jim Reutz 1968
 Jeff Reavis 1982
 Ross Richardson 1992-94
 Errect Ridley 1976-77
 Matt Riordan 1997-98-99
 Paul Ritchie 1991-92
 James Rivero 2001
 John Rodriguez 1987
 Vin Rover 1980-81-82
 Rick Ruffinelli 1968
 Kevin Ruiz 1975-76
 Marty Rupnick 1981
 Joe Ruzich 1971-72
 Dan Ryan 1970-71-72-73
 Marty Ryan 1977

S • S • S
 Jim St Hilaire 1970
 Dennis Sandoval 1975
 Anthony Santana 2001
 Tom Scarlett 1969-70-71-72
 Brian Schackelford 1994
 Dan Schultz 1980
 Michael Schultz 1998-99-00
 Skip Schumaker 1999
 Darryl Scott 1987-88-89
 Mike Seal 1992-93-94
 Dave Sehnem 1969-70-71-72
 Bob Seus 1978-79-80
 Dan Seus 1980
 Mark Sewald 1980-81-82
 Terry Seward 1988
 Rick Sharp 1984
 Dave Sharrer 1995
 Michael Shearer 1980
 Bob Sheldon 1969-70-71-72
 Mike Sieber 1982-83
 Joe Silva 2001
 Enoch Simmons 1988

Frank Simoncini 1982-83
 Mark Skelly 1983-84
 Ken Slagle 1977-78
 Greg Slate 1981-82
 Clay Souder 1992
 Don Sparks 1987-88
 Chris Spears 1989-90-91
 Carl Stoeber 2001
 Mark Stomp 1986
 Jerry Stone 1971-72-73
 Scott Stout 1981-82
 John Straits 1993
 William Strickland 1968-69-70-71

Dylan Sugar 1996-97
 Daren Sugiyama 1990-91-92-93
 Albie Sukut 1994-95
 Joe Sulenter 1996-97-98-99
 Pat Sullivan 1985
 Joe Summers 1988
 Steve Surico 1987-88-89-90
 John Swanson 1980-81

T • T • T
 Travis Tarchione 1986-87-88-89
 Tony Taylor 1983-84
 Tony Tellers 1972
 Joe Tereschuk 1968
 Joe Testa 1988-89-90-91
 Mike Testa 1987-88-89
 Bob Thomason 1979-80
 Dan Thompson 1978
 Bill Thorney 1982-83-84
 Mark Tillman 1989-90-91
 Chris Toomey 1996
 Billy Traber 1998-99-00
 Rich Tricarico 1986-88-89
 Todd Tsujimura 1981-82
 Ron Turk 1980
 Brian Turang 1988-89
 Fred Tuttle 1986-87

U • U • U
 Brian Urata 1977-78

V • V • V
 Kevin Van De Brake 1989-90
 Rodger Vandenberg 1980-81
 Dave Van Winkle 1987
 Mark Veronda 1995-96-97
 Rod Volk 1971-72-73-74
 Walt Von Huene 1968-69-70-71

W • W • W
 Dan Walgren 1984-85-86-87
 Brian Walker 1989-90
 Jeff Walker 2000-01
 Greg Wall 1987-88-89
 Scott Walter 1998-99-00
 Jim Warner 1986
 Phil White 1990
 Joshua Whitesell 2001
 Mike Whitten 1983-84-85
 Chris Wibberley 1971-73-74
 Rick Wilkerson 1979-80
 Tom Wilkinson 1968-69
 Jon Willard 1989-90-91
 Tim Williams 1988-89-90-91
 CJ Wilson 2001
 Ian Wilson 1998-99-00
 Travis Wilson 1993-94-95-96
 Joe Wortmann 1974
 Patrick Wuebben 1994

Y • Y • Y
 Caleb Yamanaka 1994
 Todd Yasin 1975-76-77-78
 Marty Young 1998
 Naoi Yuen 1992-93-94

Z • Z • Z
 Kris Zacuto 1999-00-01
 Leo Zofrea 1972
 Ron Zuber 1981-82-83

* List includes any player to have played in at least one game since 1968.

LMU HONOR ROLL

ALL-CONFERENCE

1969
Jim Kerker, first team
Mike Logelin, first team

1970
Bill Eller, first team
Dan Garrett, first team

1971
Tim McDonald, first team

1972
Russ Noah, first team
Bob Sheldon, first team

1973
Dean Jelmini, first team
Russ Noah, first team
Jerry Stone, first team
Rod Volk, first team



1973 WCC Player of the Year
Russ Noah

1976
Drew Bentz, first team
Pat Corcoran, first team
Dan Henry, first team

1977
Tracy Cowger, first team
Mike Fizzolio, first team

1978
Bob Branchetti, first team
Tracy Cowger, first team
David Jones, first team

1979
Mike Cramer, first team

1980
Bob Gauci, first team

1981
Tracy Jones, first team
John Swanson, first team

1982
Tracy Jones, first team
Scott Stout, first team

1983
Jeff Payetta, first team

1985
Billy Bean, first team
Chris Donnels, first team
Reggie Lambert, first team

1986
Billy Bean, first team
Chris Donnels, first team
Carl Fraticelli, first team
Jim Holleran, first team
Tim Layana, first team
Jim McAnany, first team
Steve Polk, first team

1987
Bobby DeJardin, first team
Chris Donnels, first team
Jim McAnany, second team
Travis Tarchione, second team
Fred Tuttle, second team

1988
Miah Bradbury, first team
Carl Fraticelli, first team
Don Sparks, first team
Brian Turang, first team
Darryl Scott, second team
Travis Tarchione, second team



1986 & 1988 first-team All-WCC
Carl Fraticelli

1989
Miah Bradbury, first team
Kalani Bush, first team
Greg Wall, first team
Rick Allen, second team
Mike McNary, second team
Travis Tarchione, second team

1990
Miah Bradbury, first team
Tony Kounas, first team
Rick Mediavilla, first team
Darryl Scott, first team
Kevin Van De Brake, first team
Jon Willard, first team
Joe Ciccarella, second team
Chris Gomez, second team

1991
Joe Caruso, first team
Joe Ciccarella, first team
Darrel Deak, first team
Chris Gomez, first team
Rick Mediavilla, first team
Gerardo Perez, first team
Chad Dembisky, second team
Mark Tillman, second team
Terrell Lowery, honorable mention
Joe Testa, honorable mention
Jon Willard, honorable mention

1992
Anthony Napolitano, first team
Shane Bowers, second team
Mike Seal, second team
Darren Sugiyama, second team
Greg Carl, honorable mention
Rob Ickes, honorable mention
Matt Marks, honorable mention
Chad Nichols, honorable mention
Gerardo Perez, honorable mention

1993
Jesse Ibarra, first team
Anthony Napolitano, first team
Mike Peters, first team
Andy Biaggi, honorable mention
Shane Bowers, honorable mention
Jeff Ciccarella, honorable mention
Ryan Graves, honorable mention
Shawn Hammett, honorable mention
Mike Seal, honorable mention

1994
Marc Mirizzi, first team
Anthony Napolitano, first team
Ryan Graves, second team
Jesse Ibarra, second team
Greg Bergeron, honorable mention
Jason Hueth, honorable mention
Mike Peters, honorable mention
Mike Seal, honorable mention

1995
Andy Collett, first team
Ikaika Hoopii, second team
Jason Hueth, second team
Marc Mirizzi, second team
Mike Peters, second team
Shawn Hammett, honorable mention

1996
Curt Fiore, first team
Ikaika Hoopii, first team
Travis Wilson, first team
Sandor Demosthenes, second team
Jason Hueth, honorable mention
Kalalea Montgomery, honorable mention
Chad Ohira, honorable mention
Mark Veronda, honorable mention

1997
Matt Riordan, first team
Joe Sulentor, first team
Mark Veronda, first team
Ben Bonilla, honorable mention
Benny Craig, honorable mention
Dylan Sugar, honorable mention

1998
Anthony Angel, first team
Kevin Hook, first team
Michael Schultz, first team
Joe Sulentor, first team
Scott Walter, first team
Matt Riordan, second team
Ryan Beaver, honorable mention
Brian Felten, honorable mention

1999
Anthony Angel, first team
Billy Traber, first team
Curt Fiore, second team
Matt Riordan, second team
Scott Walter, second team
Ben Bonilla, honorable mention
Tommy Perez, honorable mention

2000
Anthony Angel, first team
Jason Aspito, first team
Billy Traber, first team
Scott Walter, first team
Kris Zacuto, first team
Ben Bonilla, second team
Jeff Walker, second team

2001
Kris Zacuto, first team

WCC PLAYER OF THE YEAR

1973
Russ Noah

1986
Chris Donnels

1990
Miah Bradbury

1991
Joe Ciccarella

1998
Scott Walter

2000
Anthony Angel

WCC PITCHER OF THE YEAR

1986
Tim Layana (Shared)

1998
Michael Schultz

2000
Billy Traber



1991 WCC Player of the Year
Joe Ciccarella

WCC FRESHMAN OF THE YEAR

1989
Joe Ciccarella

1990
Chris Gomez

1997
Matt Riordan

1998
Michael Schultz, Scott Walter

WCC COACH OF THE YEAR

1973
Marv Wood

1986
Dave Snow

1990
Chris Smith

1998
Frank Cruz

2000
Frank Cruz

ALL-DISTRICT VIII

1969
Mike Logelin, first team

1971
Mike Logelin, first team
Bob Sheldon, first team

1972
Russ Noah, first team
Bob Sheldon, first team

1973
Dean Jelmini, first team
Russ Noah, first team
Jerry Stone, first team

LMU HONOR ROLL

1976
Pat Corcoran, first team
Dan Henry, first team

1977
Tracy Cowger, first team
Mike Fizzolio, first team

1985
Billy Bean, first team

1986
Billy Bean, first team
Chris Donnels, first team
Tim Layana, first team
Carl Fraticelli, second team

1987
Chris Donnels, first team

1990
Rick Mediavilla, first team
Miah Bradbury, second team
Tony Koumas, second team
Darryl Scott, second team

1991
Joe Caruso, second team
Joe Ciccarella, second team

ALL-WEST REGION

1998
Michael Schultz, first team

2000
Anthony Angel, first team

ALL-AMERICA

1973
Russ Noah
Sporting News, first team

Jerry Stone
Collegiate Baseball

1985
Billy Bean
Collegiate Baseball, honorable mention

1986
Tim Layana
ABCA, second team
Baseball America, second team

Chris Donnels
ABCA, second team

Billy Bean
ABCA, second team

1987
Chris Donnels
ABCA, third team

1989
Miah Bradbury
Baseball America, third team

1991
Joe Ciccarella
Baseball America, second team
Collegiate Baseball, third team

1998
Michael Schultz
NCBWA, third team

1999
Curt Fiore
NCBWA, third team

Billy Traber
NCBWA, honorable mention

2000
Billy Traber
Collegiate Baseball, second team

Scott Walter
Collegiate Baseball, third team

FRESHMAN ALL-AMERICA

1985
Chris Donnels
Baseball America, honorable mention

1989
Joe Ciccarella
Collegiate Baseball, second team

1990
Chris Gomez
Collegiate Baseball, first team
Baseball America, second team

Bobby Hughes
Baseball America, second team

1992
Mike Seal
Collegiate Baseball, hon. mention

1994
Marc Mirizzi
Collegiate Baseball, first team

1996
Curt Fiore
Collegiate Baseball, first team

1998
Scott Walter
Collegiate Baseball, first team
Baseball America, first team

Ryan Beaver
Collegiate Baseball, hon. mention

Michael Schultz
Collegiate Baseball, first team

GTE ACADEMIC ALL-AMERICA

1973
Dean Jelmini, first team

1994
Anthony Napolitano, second team

1996
Sandor Demosthenes, third team

ACADEMIC ALL-DISTRICT

1993
Anthony Napolitano

1994
Anthony Napolitano

1996
Sandor Demosthenes

ACADEMIC ALL-CONFERENCE

1991
Paul Graves
Rick Mediavilla

1992
Anthony Napolitano
Paul Ritchie

1993
Anthony Napolitano

1994
Anthony Napolitano

1995
John Mastandrea

1996
Sandor Demosthenes
Mark Farrell

1997
Sandor Demosthenes

1998
Sandor Demosthenes









2000
Mike Hymes

LMU SEASONAL LEADERS

Year	Batting	Home Runs	Runs Batted In	Pitching	Earned Run Average	Strikeouts
1972	Russ Noah (.378)	Russ Noah (6)	Russ Noah (42)	Rod Volk (4)	Tom Scarlett (3.02)	Rod Volk (77)
1973	Russ Noah (.399)	Jerry Stone (11)	Jerry Stone (45)	Rod Volk (11)	Rod Volk (3.84)	Rod Volk (110)
1974	Tim McDonald (.292)	Tim McDonald (6)	Tim McDonald (30)	Two with (6)	Rod Volk (3.56)	Chris Wibberley (72)
1975	Dan Henry (.305)	Pat Corcoran (7)	Frank Judge (36)	Drew Bentz (9)	Drew Bentz (3.18)	Drew Bentz (88)
1976	Pat Cocoran (.387)	Pat Cocoran (11)	Pat Corcoran (55)	Two with (8)	Drew Bentz (3.58)	Drew Bentz (108)
1977	Mike Fizzolio (.370)	Ken Slagle (9)	Ken Slagle (52)	Three with (5)	Brian Urata (5.01)	Drew Bentz (68)
1978	Tracy Cowger (.373)	Two with (7)	David Jones (52)	Two with (6)	Todd Yasin (2.95)	Mark Horak (54)
1979	Tim Collins (.353)	David Jones (10)	David Jones (48)	Kelly Nicholson (8)	Kelly Nicholson (2.39)	Michael Cramer (82)
1980	Mike Franks (.320)	Mike Berberet (7)	John Guggiana (41)	Bob Seus (8)	Kelly Nicholson (3.37)	Bob Seus (86)
1981	Mike Franks (.348)	Greg Slate (8)	Tracy Jones (48)	Two with (8)	John Swanson (3.49)	John Swanson (72)
1982	Tracy Jones (.391)	Dave Burke (6)	Vahe Devian (48)	Bill Culver (6)	Jon Mason (3.66)	Jon Mason (68)
1983	Jeff Payetta (.389)	Brian Leighton (11)	Scott Malpasuto (39)	Mark Skelly (5)	Matt Nutter (4.37)	Tim Layana (80)
1984	Bill Thorney (.339)	Brian Leighton (16)	Brian Leighton (67)	Tim Layana (7)	Tim Layana (4.98)	Tim Layana (79)
1985	Reggie Lambert (.410)	Two with (8)	Billy Bean (67)	Two with (8)	Tim Layana (3.12)	Tim Layana (107)
1986	Billy Bean (.355)	Chris Donnels (21)	Chris Donnels (91)	Tim Layana (17)	Jeff Goethsch (3.93)	Tim Layana (139)
1987	Travis Tarchione (.377)	Chris Donnels (16)	Chris Donnels (75)	Darryl Scott (8)	Darryl Scott (4.28)	Darryl Scott (66)
1988	Don Sparks (.405)	Brian Turang (15)	Don Sparks (79)	Steve Surico (12)	Darryl Scott (3.28)	Mike McNary (87)
1989	Miah Bradbury (.398)	Rick Allen (11)	Rick Allen (60)	Kalani Bush (10)	Brian Clancy (2.33)	Darryl Scott (99)
1990	Rick Mediavilla (.416)	Miah Bradbury (16)	Miah Bradbury (66)	Jon Willard (13)	Darryl Scott (3.86)	Darryl Scott (90)
1991	Joe Ciccarella (.435)	Darrel Deak (15)	Darrel Deak (70)	Chad Dembisky (12)	Joe Caruso (3.92)	Two with (100)
1992	Anthony Napolitano (.343)	Matt Marks (9)	Darren Sugiyama (42)	Chad Nichols (4)	Shane Bowers (5.36)	Shawn Hammett (52)
1993	Mike Peters (.365)	Jesse Ibarra (17)	Jesse Ibarra (52)	Shawn Hammett (7)	Shane Bowers (4.55)	Shane Bowers (88)
1994	Anthony Napolitano (.344)	Jesse Ibarra (15)	Jesse Ibarra (47)	Ryan Graves (6)	Andy Collett (4.81)	Shawn Hammett (71)
1995	Marc Mirizzi (.332)	Andy Collett (11)	Andy Collett (51)	Two with (5)	Shawn Hammett (3.25)	Shawn Hammett (84)
1996	Curt Fiore (.348)	Travis Wilson (11)	Travis Wilson (50)	Sandor Demosthenes (8)	Sandor Demosthenes (5.11)	Sandor Demosthenes (77)
1997	Joe Sulentor (.369)	Benny Craig (17)	Benny Craig (61)	Ben Bonilla (7)	Jeff Cecchin (5.18)	Jeff Cecchin (59)
1998	Scott Walter (.383)	Anthony Angel (10)	Scott Walter (67)	Michael Schultz (9)	Michael Schultz (5.11)	Michael Schultz (104)
1999	Curt Fiore (.366)	Tommy Perez (12)	Tommy Perez (50)	Billy Traber (8)	Billy Traber (4.20)	Billy Traber (135)
2000	Jason Aspito (.360)	Scott Walter (19)	Anthony Angel (78)	Billy Traber (10)	Billy Traber (3.17)	Billy Traber (156)
2001	Tommy Perez (.364)	Tommy Perez (11)	Tommy Perez (45)	Joshua Muecke (5)	Chris Gray (3.48)	CJ Wilson (72)

MINIMUMS • Batting Average - 2.5 at bats per game • Earned Run Average - 1.0 inning pitched per game

FORMER LIONS IN THE PROS









Year	Player	Round	Original Organization
2001	CJ Wilson	5th	Texas Rangers
2001	James Clelland	free agent	Montreal Expos
2000	Billy Traber	1st	New York Mets
2000	Michael Schultz	2nd	Arizona Diamondbacks
2000	Scott Walter	3rd	Kansas City Royals
2000	Jason Aspito	9th	Chicago White Sox
2000	Anthony Angel	14th	Houston Astros
2000	Ben Bonilla	free agent	Arizona Diamondbacks
2000	Mike Hymes	free agent	Independant
1999	Matt Riordan	14th	Baltimore Orioles
1999	Curt Fiore	34th	Atlanta Braves
1999	Joe Sulentor	free agent	Minnesota Twins
1998	Kevin Hook	14th	Montreal Expos
1997	Benny Craig	19th	Cincinnati Reds
1997	Lucas Fitzgerald	free agent	Clarksville Coyotes
1997	Dylan Sugar	free agent	Independant
1995	Andy Collett	13th	Seattle Mariners
1994	Jesse Ibarra	6th	San Francisco Giants
1994	Collin Hinds	18th	Seattle Mariners
1994	Greg Bergeron	free agent	Lethbridge Mounties
1993	Shane Bowers	21st	Minnesota Twins
1991	Terrell Lowery	2nd	Texas Rangers
1991	Joe Caruso	3rd	Boston Red Sox
1991	Joe Ciccarella	4th	Boston Red Sox
1991	Todd Gates	17th	Texas Rangers
1991	Darrel Deak	18th	St. Louis Cardinals
1991	Mark Tillman	25th	Detroit Tigers
1991	Rick Mediavilla	27th	St. Louis Cardinals
1991	Chris Spears	free agent	San Diego Padres
1991	Jon Willard	free agent	Salt Lake City Trappers
1990	Miah Bradbury	5th	Miami Miracle
1990	Tony Kounas	21st	Seattle Mariners
1990	Darryl Scott	free agent	California Angels
1990	Steve Surico	free agent	Texas Rangers
1990	Kevin Van de Brake	free agent	Los Angeles Dodgers
1989	Rick Allen	10th	Cincinnati Reds
1989	Kalani Bush	24th	Chicago Cubs
1989	Brian Turang	51st	Seattle Mariners
1989	Robert Cannon	free agent	California Angels
1989	Travis Tarchione	free agent	Salt Lake City Trappers
1988	Enoch Simmons	4th	Oakland Athletics
1988	Don Sparks	5th	New York Yankees
1988	Bobby DeJardin	8th	New York Yankees

FORMER LIONS IN THE PROS

1988	Carl Fraticelli	19th	Minnesota Twins
1988	Mike Jones	35th	Detroit Tigers
1988	Scott Neill	free agent	Cleveland Indians
1987	Chris Donnels	1st	New York Mets
1987	Jim McAnany	20th	California Angels
1987	Jeff Goettsch	free agent	California Angels
1987	Eric Reinholtz	free agent	California Angels
1986	Jim Bruske	1st*	Cleveland Indians
1986	Tim Layana	3rd	New York Yankees
1986	Billy Bean	4th	Detroit Tigers
1986	Mark Stomp	free agent	Philadelphia Phillies
1986	Mike Whitt	free agent	San Francisco Giants
1985	Tim Layana	5th	New York Mets
1984	Rick Sharp	18th	Cleveland Indians
1984	Reggie Lambert	free agent	California Angels
1984	Brian Leighton	free agent	Milwaukee Brewers
1982	Vin Rover	18th	Cincinnati Reds
1982	Bill Culver	25th	Detroit Tigers
1982	Danny Clay	free agent	Philadelphia Phillies
1982	Tracy Jones	free agent	Detroit Tigers
1981	Randy Ebersberger	8th	San Francisco Giants
1981	Bob Gauci	free agent	Detroit Tigers
1981	Mike Franks	free agent	New York Mets
1981	Lance Junker	free agent	San Francisco Giants
1979	Tim Collins	24th	California Angels
1978	Tracy Cowger	9th	Texas Rangers
1978	Brian Urata	free agent	California Angels
1976	Dave Long	13th	Atlanta Braves
1976	Dan Henry	20th	Los Angeles Dodgers
1976	Pat Corcoran	free agent	Oakland Athletics
1976	Tom Henderson	free agent	Detroit Tigers
1976	Stu Livingston	free agent	Atlanta Braves
1975	Chuck Baker	2nd*	San Diego Padres
1975	Frank Judge	free agent	California Angels
1974	Chris Wibberley	21st	Oakland Athletics
1973	Russ Noah	3rd	Minnesota Twins
1973	Jerry Stone	4th	San Diego Padres
1973	Dean Jelmini	free agent	California Angels
1972	Bob Sheldon	22nd	Milwaukee Brewers
1971	Dennis Desmond	free agent	Oakland Athletics
1971	Bill Eller	free agent	Chicago Cubs
1971	Mike Logelin	free agent	Oakland Athletics
1969	Steve Keller	13th	Montreal Expos

*secondary phase of draft



RETIRED JERSEYS



The retired numbers which hang at the entrance of Page Stadium.

For the first time in the history of LMU Athletics, the jerseys of three former Lion baseball players were retired during the 2000 season. The three individuals, Tim Layana (No. 54), Jerry Stone (No. 10) and Billy Bean (No. 44), not only distinguished themselves as some of the very best athletes in the country, but also represented Loyola Marymount with dignity and pride. A ceremony was held to officially honor and retire the jerseys of these outstanding individuals. Their names, numbers and accomplishments will forever be etched into LMU history.

Tim Layana

One of the greatest pitchers in LMU history, Tim Layana had his jersey retired (No.54) during pregame ceremonies prior to Loyola Marymount's game against San Francisco on March 11, 2000. Layana's prowess helped guide the Lions to the College World Series in 1986, the only appearance by an LMU team in school history. A first-team All-WCC pick as a senior, Layana was tabbed the conference Pitcher of the Year and he also earned first-team All-District VIII honors. Selected a second-team All-American by the American Baseball Coaches Association following the 1986 campaign, Layana rewrote many of the pitching records in LMU baseball history. His 12 complete games, 17 wins, 139 strikeouts and 170.2 innings pitched all set new single-season school records his senior year. The career-record holder in innings pitched (511), strikeouts (405), complete games (33), and wins (35), Layana's marks will be difficult for future LMU players to surpass. Guiding the Lions to just their second conference title and second Regional berth in 1986, Layana, who tragically passed away in an automobile accident on June 25, 1999, remains etched into 19 different pitching record categories. He completed a fantastic collegiate career and was drafted in 1986 in the third round by the New York Yankees. Inducted into the LMU Athletic Hall of Fame, Layana played professionally with the Yankees, Cincinnati Reds and San Francisco Giants. Although he did not appear on Cincinnati's roster during its World Series sweep of the Oakland Athletics in 1990, Layana posted a record of 5-3 that year with a 3.49 ERA. He also had two saves in 55 appearances. Layana totaled a 5-5 career record in the majors with two saves in 78 appearances.



Jerry Stone


A three-year starter for the Lions, Jerry Stone played an integral role in guiding Loyola University to its first conference baseball championship in 1973. One of the greatest catchers in school history, Stone had his jersey (No.10) retired on March 11, 2000 during pregame ceremonies prior to LMU's game against San Francisco. Stone, a first-team All-WCAC and All-District VIII pick his senior year, also earned first-team All-America accolades issued by Collegiate Baseball. Stone made his mark in many different offensive categories. He holds four which includes single-season walks (45) set in 1972 and 1973. His 106 career walks rank No.5 on the all-time charts, along with his 42 doubles that are tied for 10th all-time. One of Stone's greatest accomplishments included playing an integral role in leading the Lions to their first postseason appearance in school history, a berth in the NCAA District VIII playoffs in 1973.

Billy Bean

Possibly one of the greatest hitters to ever grace the diamond at Loyola Marymount, Billy Bean had his jersey (No.44) retired on March 11, 2000 during pregame ceremonies prior to LMU's game against San Francisco. Bean was one of many great players who helped guide the Lions to the 1986 College World Series, the lone appearance by an LMU baseball team in school history. A two-time first-team All-WCC and All-District-VIII pick, Bean earned honorable-mention All-America honors following his junior year by Collegiate Baseball. With an even greater performance his senior year, Bean was tabbed a second-team All-American by the American Baseball Coaches Association in 1986. Holding a spot in 20 different statistical categories throughout his career, Bean ranks second in seven of those categories including at bats (822), runs scored (216), hits (290), RBIs (204), triples (16), total bases (449) and walks (150). In 225 career games, Bean's career average of .353 ranks 10th in the all-time record books. He also holds the distinction of driving in the most runs in a single game in school history with eight against San Francisco on April 20, 1985. The top record holder in a single season with 84 runs scored and 66 walks, Bean also enjoyed a great professional career as he was picked in the fourth round of the MLB Draft by the Detroit Tigers.



MATT MULLER LION AWARD



The Matt Muller Lion Award is bestowed upon one or more members of the LMU baseball team each year whose actions represent the program with pride, dignity and respect. The award was established in 1997 by head coach Frank Cruz when he assumed responsibility of the program. The award was named in honor of Matthew John Mulle in 1997, following his tragic and unexpected death on Nov. 10, 1999. The award is given annually to a player or players who represent the team and the University in the highest respect. The cornerstone of the award circles around hard work, dedication to the sport, competing at the highest possible level and promoting a team environment. Simply put, the winner of the award each year wears the uniform the way it is expected to be worn.

1997
Benny Craig
Mark Veronda

1998
Kevin Gustorf
Kevin Hook

1999
Anthony Angel
Billy Traber

2000
Anthony Angel
Billy Traber
Scott Walter

YEAR-BY-YEAR

1976 (27-23, 14-4)

UC Irvine	L	4-5
UC Irvine	W	4-3
at San Diego State	L	4-5
at San Diego State	L	0-4
at San Diego State	W	4-3
at San Diego State	W	5-1
at CS Dominguez	W	4-1
at Chapman	L	0-3
at USC	L	2-4
at USC	W	7-1
CS Dominguez Hills	L	2-4
Long Beach State	W	6-0
San Diego State	L	9-11
San Diego State	L	3-4
at UCLA	W	13-11
at CS Northridge	W	11-8
Chapman	L	11-12
CS Northridge	L	1-2
at USC	L	3-5
at Long Beach State	L	0-2
Eastern Michigan	L	5-6
Eastern Michigan	W	4-3
Cal Poly SLO	L	0-5
at UC Irvine	W	6-1
at CS Los Angeles*	W	8-2
CS Los Angeles*	W	12-11
CS Los Angeles*	W	15-9
at Cal Poly Pomona	W	8-4
at Santa Clara*	W	6-2
at Santa Clara*	W	7-3
at Santa Clara*	W	7-5
at CS Fullerton*	L	2-6
Chapman	L	5-18
Chapman	L	5-7
at UC Santa Barbara	W	7-6
Pepperdine*	L	3-5
at Pepperdine*	L	2-6
at Pepperdine*	L	0-1
Cal Poly Pomona	L	5-9
at San Francisco*	W	9-7
at San Francisco*	W	14-0
at San Francisco*	L	5-10
CS Fullerton	L	5-9
at Nevada-Reno*	W	11-6
at Nevada-Reno*	W	13-7
at Nevada-Reno*	W	15-10
UCLA	W	15-6
Saint Mary's*	W	7-6
Saint Mary's*	W	12-11
Saint Mary's*	W	15-5

* West Coast Athletic Conference Game

1977 (19-34, 10-14)

CS Northridge	L	5-10
at USC	L	2-8
at USC	L	7-10
at Arizona State	L	2-4
at Arizona State	L	4-9
at Arizona State	L	1-10
at Arizona	W	8-5
at Arizona	L	7-15
at CS Northridge	W	8-7
at CS Northridge	L	4-7
at UC Riverside	W	11-5
UC Santa Barbara*	W	7-6
at Pepperdine*	L	0-6
UC Riverside	L	5-7
UC Irvine	L	11-13
at CS Los Angeles*	W	4-3
at Chapman	W	8-4
at Chapman	L	3-5
Arizona	L	7-10
Arizona	L	6-15
at CS Fullerton*	L	5-11
Cal Poly SLO	L	1-5
CS Dominguez Hills	W	2-1
at CS Dominguez Hills	L	3-4
at Long Beach State*	L	3-12
at Long Beach State*	W	17-5

at Long Beach State*	W	8-3
at Cal Poly Pomona	W	13-2
UCLA	W	8-7
San Diego State*	W	5-4
Long Beach State*	W	10-6
at UC Irvine	L	3-8
at CS Los Angeles*	L	6-9
CS Los Angeles*	W	8-1
CS Los Angeles*	L	0-4
at Santa Clara	L	1-6
at Santa Clara	W	1-0
Cal Poly Pomona	W	16-8
at UCLA	L	5-7
at Pepperdine*	L	4-7
Pepperdine*	L	5-15
Pepperdine*	W	6-4
at UCLA	L	4-6
at UC Santa Barbara*	W	7-3
Chapman	L	5-9
at CS Fullerton*	L	3-7
CS Fullerton*	L	2-6
CS Fullerton*	L	2-8
at UC Santa Barbara*	W	12-9
at UC Santa Barbara*	L	2-13
San Diego State*	L	9-11
at San Diego State*	L	3-9
at San Diego State*	L	5-9

1978 (29-24-1, 16-11-1)

CS Dominguez Hills	L	4-15
at Northridge	W	10-5
at Arizona	L	2-4
at Arizona	L	2-6
at Arizona	L	6-11
Cal Poly Pomona	L	3-4
at UC Irvine*	W	5-3
CS Los Angeles*	W	5-3
St. Mary's	L	4-8
Northridge	W	5-1
UCLA	L	5-10
Chapman	L	4-7
Chapman	W	6-1
at UC Santa Barbara*	L	6-11
Pepperdine*	L	11-12
CS Fullerton*	L	9-16
at San Diego State*	W	17-7
Utah (1)	W	9-1
USIU (1)	W	6-4
Oregon College (1)	W	6-0
UOP (1)	L	0-8
Willamette (1)	W	17-1
San Diego State (1)	L	4-7
USIU (1)	W	10-3
USIU (1)	W	2-0
Westmont	W	11-5
Long Beach State*	W	11-2
Long Beach State*	W	5-2
at Long Beach State*	W	7-1
at CSDH	W	2-1
CS Los Angeles*	W	4-2
at CS Los Angeles*	W	7-4
at CS Los Angeles*	W	6-3
at Westmont	W	9-0
at UC Irvine*	T	2-2
at Long Beach State*	L	6-7
UCLA	L	6-8
Pepperdine*	L	0-7
at Pepperdine*	W	4-0
at Pepperdine*	L	1-4
UC Riverside	L	8-10
at UC Santa Barbara*	W	5-2
UC Santa Barbara*	W	10-3
UC Santa Barbara*	W	7-1
UC Irvine*	W	15-5
UC Irvine*	L	5-8
at USC	L	2-15
CS Fullerton*	L	3-9
at CS Fullerton*	L	2-10
at CS Fullerton*	L	1-3
at UC Riverside	W	10-4

at San Diego State*	L	3-11
San Diego State*	W	6-4
San Diego State*	W	7-6

1979 (29-34, 12-16)

* SCBA Game		
(1) Sun Classic at San Diego, CA		
Alumni	W	15-6
CS Northridge	W	9-5
CS Northridge	W	22-6
Chapman	L	4-11
Chapman	L	3-4
All-Stars	L	1-3
Cal Poly Pomona	W	4-3
UC Riverside	W	15-9
San Diego State	W	10-4
San Diego State	L	3-12
San Diego State	L	3-5
USC	L	8-11
Cal Poly Pomona	W	5-3
USC	L	8-11
Arizona	W	5-3
Arizona	L	10-11
CS Dominguez	W	13-12
UC Riverside	W	5-2
UC Riverside	W	3-0
CS Dominguez	L	4-6
Santa Clara	L	5-11
Santa Clara	W	7-6
Gonzaga	W	2-1
CS Dominguez (1)	L	3-7
USIU (1)	W	4-3
Oregon College (1)	W	5-4
San Diego State (1)	L	6-11
Southern Cal College	W	5-0
San Diego	L	2-6
Portland	L	1-4
CS Dominguez	L	1-3
CS Dominguez	W	6-3
Stanford	L	4-5
Pepperdine*	L	2-3
Pepperdine*	L	4-8
Pepperdine*	L	1-2
San Diego*	W	1-0
Long Beach State*	L	1-7
Long Beach State*	L	5-8
Long Beach State*	L	5-6
CS Fullerton*	L	1-2
Fresno State	L	2-10
Fresno State	W	1-0
UCLA	L	3-8
UC Irvine*	W	5-4
CS Los Angeles*	L	1-7
CS Los Angeles*	W	11-1
CS Los Angeles*	L	1-3
UCLA	L	15-17
Long Beach State*	L	4-7
UC Santa Barbara*	W	16-4
UC Santa Barbara*	L	3-4
UC Santa Barbara*	W	6-5
CS Los Angeles*	L	1-2
UC Irvine*	W	4-0
UC Irvine*	W	7-1
UC Irvine*	W	8-4
Pepperdine*	W	3-2
San Diego*	L	4-5
San Diego*	W	4-3
San Diego*	W	8-5
UC Santa Barbara*	L	0-6
CS Fullerton*	L	5-17
CS Fullerton*	L	4-7
CS Fullerton*	W	5-3

1980 (26-39, 8-20)

at CS Northridge	L	1-6
UCLA	W	12-4
at USC	L	4-10
CS Dominguez Hills	L	2-4

San Diego State	W	8-2
at San Diego State	L	2-5
at San Diego State	W	7-6
at San Diego State	L	2-6
San Diego State	W	3-2
Cal Poly Pomona	L	2-8
at Santa Clara	L	4-5
at Santa Clara	W	6-5
at Santa Clara	W	1-0
CS Northridge	L	2-9
Chapman	L	1-14
Chapman	L	0-7
Southern Cal College	W	10-1
UC Irvine (1)	W	7-3
Long Beach State (1)	W	9-0
CS Fullerton (1)	W	3-1
UC Santa Barbara (1)	L	3-5
Northern Arizona (2)	L	2-3
Colorado State (2)	L	2-4
Arizona (2)	W	8-3
Point Loma Nazarene (2)	L	4-5
U.S. International (2)	W	10-9
San Diego (2)	L	2-9
Oregon Col. of Educ. (2)	W	3-2
Portland State (2)	W	8-6
at CS Fullerton*	L	7-8
CS Fullerton*	L	10-11
CS Fullerton*	L	1-6
at UCLA	L	19-22
at Cal Poly Pomona	L	0-3
Fresno State	W	3-2
Fresno State	L	3-6
Saint Mary's	W	10-8
Saint Mary's	W	11-4
Saint Mary's	W	6-4
at UC Santa Barbara*	L	8-9
CS Los Angeles*	W	4-3
Pepperdine*	W	16-6
at Pepperdine*	L	1-5
at Pepperdine*	W	9-3
San Diego*	W	8-4
at CS Dominguez Hills	L	3-5
at Long Beach State	L	3-4
Long Beach State*	W	16-3
Long Beach State*	L	3-6
UC Irvine*	L	8-10
CS Los Angeles*	L	2-16
at CS Los Angeles*	L	3-8
at CS Los Angeles*	L	1-2
at Long Beach State*	W	14-0
at UC Santa Barbara*	W	12-3
UC Santa Barbara*	L	7-11
UC Santa Barbara*	L	3-12
at CS Fullerton*	L	0-10
UC Irvine*	L	2-9
at UC Irvine*	L	3-10
at UC Irvine*	L	2-3
Pepperdine*	L	3-5
San Diego*	W	4-2
at San Diego*	L	2-11
at San Diego*	L	0-1

1981 (32-29, 16-11)

at CS Northridge	W	4-3
at CS Northridge	W	9-5
UCLA	W	9-3
at Chapman	W	5-1
Chapman	L	5-6
Chapman	W	6-5
Cal Poly Pomona	W	12-1
at CS Dominguez Hills	L	3-5
USC	L	6-18
at USC	L	0-1
at USC	L	3-10
at Cal Poly Pomona	L	2-7
San Diego State	L	2-7
at UCLA	W	5-1
at Azusa Pacific	L	2-3

YEAR-BY-YEAR

Azusa Pacific	W	8-3
Azusa Pacific	W	12-5
CS Dominguez Hills	W	9-1
CS Fullerton (1)	L	3-6
Pepperdine (1)	W	6-2
San Diego (1)	W	7-2
at San Diego State	L	3-11
at San Diego State	L	1-11
at San Diego State	W	3-2
CS Fullerton*	L	4-10
Long Beach State*	L	2-3
at Long Beach State*	W	4-3
at Long Beach State*	W	10-7
at Pepperdine*	W	6-5
Cal Lutheran	W	10-4
at UC Irvine*	W	4-3
UC Irvine*	L	9-10
UC Irvine*	W	4-2
UC Santa Barbara*	W	10-7
UC Riverside	L	6-14
at Pepperdine*	L	1-8
Pepperdine*	W	11-5
Pepperdine*	L	0-9
at CS Los Angeles*	W	11-6
at Chapman	L	5-8
UC Santa Barbara*	W	6-5
at UC Santa Barbara*	W	9-1
at UC Santa Barbara*	W	3-1
at Oral Roberts	L	2-6
at Oral Roberts	L	6-7
at Oklahoma State	W	10-7
at Wichita State	L	4-9
at Wichita State	L	9-17
at Wichita State	W	12-4
at Wichita State	L	9-10
at UC Irvine*	L	6-7
at CS Los Angeles*	W	6-4
CS Los Angeles*	L	1-5
CS Los Angeles*	L	2-15
at San Diego*	L	7-8
San Diego*	W	14-7
San Diego*	L	9-10
San Diego*	W	8-7
CS Fullerton*	W	13-6
at CS Fullerton*	W	6-5
at CS Fullerton*	L	3-9
* SCBA Game		
(1) SCBA Tourn., Long Beach, CA		

1982 (29-34, 12-16)

Saint Mary's	W	5-3
at CS Northridge	W	6-5
CS Northridge	L	3-8
at UCLA	L	4-6
San Diego State	L	4-12
San Diego State	W	7-6
at Azusa Pacific	W	4-1
CS Dominguez Hills	W	7-2
Azusa Pacific	L	6-12
Azusa Pacific	L	5-8
Cal Poly Pomona	W	8-5
USC	L	2-10
U.S. International	L	1-5
Cal Lutheran	W	9-6
Cal Lutheran	W	4-0
at Cal Poly Pomona	W	8-5
Chapman	W	10-5
at Southern Cal College	W	10-5
Southern Cal College	W	24-1
Southern Cal College	W	3-1
Utah	L	5-12
at San Diego State	W	4-3
at San Diego State	L	3-4
at San Diego State	L	1-6
at San Diego State	L	2-11
at Long Beach State*	L	3-5
Pepperdine*	L	4-5
at Pepperdine*	L	4-8
at Pepperdine*	L	10-14
at UC Santa Barbara*	L	1-4
at CS Fullerton*	L	3-7

CS Fullerton*	W	6-5
CS Fullerton*	W	6-4
CS Los Angeles*	W	8-1
at CS Dominguez Hills	L	8-9
UC Irvine*	L	3-11
at UC Irvine*	W	12-7
at UC Irvine*	L	0-7
at Fresno State	L	1-15
at Fresno State	L	3-9
at USC	W	10-9
at UNLV	L	1-4
at UNLV	L	5-6
at UNLV	W	6-2
at UNLV	L	5-6
at CS Fullerton*	L	5-6
San Diego*	W	9-1
at San Diego*	L	4-5
at San Diego*	W	5-3
at Chapman	W	8-5
UC Irvine*	W	8-2
at UC Santa Barbara*	W	2-1
UC Santa Barbara*	W	3-2
UC Santa Barbara*	L	4-7
UCLA	W	14-7
San Diego*	L	1-5
at Long Beach State*	L	4-6
Long Beach State*	W	10-4
Long Beach State*	W	8-7
Pepperdine*	L	3-10
CS Los Angeles*	W	6-7
at CS Los Angeles*	W	5-4
at CS Los Angeles*	L	8-9
* SCBA Game		

1983 (11-41, 5-23)

at USC	W	15-7
at San Diego State	L	6-7
at San Diego State	L	1-4
at San Diego State	L	5-11
Santa Clara (1)	L	5-10
at Azusa Pacific	W	3-1
at CS Dominguez Hills	L	1-2
at Azusa Pacific	W	8-7
at Azusa Pacific	L	3-6
at U.S. International	W	6-2
Fresno State	L	0-1
Fresno State	L	1-4
CS Northridge	L	10-18
CS Northridge	L	3-8
Cal Poly Pomona	L	0-5
at U.S. International	L	4-7
at U.S. International	W	15-6
CS Fullerton*	L	1-5
Northwestern	L	3-7
Long Beach State*	L	5-8
at Long Beach State*	L	3-4
at Long Beach State*	L	1-3
at CS Los Angeles*	L	4-5
at UCLA	L	2-13
at San Diego*	W	3-2
San Diego*	L	8-9
Long Beach State*	W	6-3
at Cal Poly Pomona	L	2-10
UCLA	W	10-8
at UNLV	L	7-8
at UNLV	L	16-17
at UNLV	L	12-13
UC Santa Barbara*	L	6-10
CS Fullerton*	L	4-18
at CS Fullerton*	L	5-6
at CS Fullerton*	L	4-9
at UC Irvine*	W	5-2
at CS Los Angeles*	L	9-12
CS Los Angeles*	W	6-1
CS Los Angeles*	W	9-6
Long Beach State*	L	2-5
at Pepperdine*	L	1-6
Pepperdine*	L	5-10
Pepperdine*	L	2-4
at Pepperdine*	L	3-8
at UC Irvine*	L	2-17

UC Irvine*	L	6-7
UC Irvine*	L	4-7
San Diego*	L	5-7
UC Santa Barbara*	L	8-12
at UC Santa Barbara*	L	1-2
at UC Santa Barbara*	L	3-4
* SCBA Game		
(1) Game played at UCLA		

1984 (23-38, 10-18)

Fresno State	L	5-21
Fresno State	L	5-6
Fresno State	L	8-13
Azusa Pacific	W	11-8
CS Northridge	W	10-8
San Diego State	L	4-7
San Diego State	W	7-5
San Diego State	L	2-13
Santa Clara	W	5-4
at CS Northridge	L	6-7
Cal Lutheran	W	9-7
at CS Los Angeles	W	12-2
CS Los Angeles	W	11-10
CS Los Angeles	W	15-6
at UCLA	L	2-6
UC Riverside	L	8-16
at UC Riverside	W	6-3
at UC Riverside	L	4-5
USC	W	11-4
UCLA	L	5-8
at Hawaii	L	1-5
at Hawaii	L	2-3
at Hawaii	L	5-15
at Hawaii	L	9-11
Portland	L	7-8
CS Dominguez Hills	L	2-3
Gonzaga	W	10-2
Gonzaga	W	5-2
at Long Beach State*	W	12-2
Pepperdine*	L	2-15
at Pepperdine*	L	2-8
at Pepperdine*	L	2-3
San Diego*	W	4-3
at Cal Poly Pomona	L	6-7
at Chapman	L	7-10
at UNLV*	L	6-7
at UNLV*	L	2-3
at UNLV*	L	1-6
at UNLV*	L	5-8
at USC	L	9-10
Cal Poly Pomona	L	0-6
San Diego*	W	9-2
at San Diego*	L	9-15
at San Diego*	W	5-0
at San Diego*	W	4-3
at Azusa Pacific	W	6-2
at CS Fullerton*	L	9-12
CS Fullerton*	W	7-3
CS Fullerton*	L	3-14
UC Irvine*	W	8-6
at Long Beach State*	L	7-13
Long Beach State*	W	8-7
Long Beach State*	L	9-10
at CS Fullerton*	L	0-6
at UC Santa Barbara*	L	0-6
UC Santa Barbara*	L	3-7
UC Santa Barbara*	W	6-3
UC Santa Barbara*	L	7-8
UC Irvine*	L	1-4
at UC Irvine*	L	4-6
at UC Irvine*	W	10-8
* SCBA Game		

1985 (27-28, 12-12)

UC Riverside	L	7-8
USC	L	3-11
at Fresno State	L	2-7
at Fresno State	L	0-1
at Fresno State	L	0-1
at UCLA	L	4-16

at CS Dominguez Hills	W	6-5
CS Los Angeles	W	5-4
CS Los Angeles	W	14-3
UC Santa Barbara	L	8-12
at CS Northridge	L	9-10
CS Dominguez Hills	W	9-8
CS Hayward	L	5-6
at CS Angeles	W	12-1
at San Diego State	W	4-3
at San Diego State	W	6-5
at UC Riverside	L	9-10
Cal Poly Pomona	W	9-8
New Mexico	L	0-6
New Mexico	W	17-0
New Mexico	L	11-20
at Saint Mary's*	L	2-3
at Saint Mary's*	L	6-9
at Saint Mary's*	L	4-5
Oral Roberts	W	8-2
CS Northridge	W	7-1
at Pepperdine*	L	4-6
Pepperdine*	W	7-3
Pepperdine*	L	11-13
at San Diego*	W	12-6
San Diego*	W	7-6
San Diego*	W	5-4
at CS Fullerton	W	8-5
Santa Clara*	W	16-4
Santa Clara*	W	14-2
Santa Clara*	L	3-7
at USC	L	6-7
Southern Cal College	W	13-7
CS Fullerton	L	2-3
UCLA	L	3-14
at San Francisco*	W	10-7
at San Francisco*	L	13-14
at San Francisco*	W	13-7
at Long Beach State	L	8-16
Pepperdine*	L	4-9
at Pepperdine*	L	1-3
at Pepperdine*	L	4-9
at UC Santa Barbara	W	7-6
UC Irvine	W	15-7
San Diego*	W	8-3
at San Diego*	W	10-0
at San Diego*	W	4-2
Nevada-Reno*	W	8-4
Nevada-Reno*	L	3-7
Nevada-Reno*	L	5-10
* West Coast Conference Game		

1986 (50-15, 19-5)

U.S. International	W	11-5
U.S. International	W	3-1
at U.S. International	W	13-2
CS Los Angeles	W	8-2
at CS Los Angeles	W	9-1
at CS Los Angeles	W	4-0
UCLA	W	7-4
at Arizona State	W	8-2
at Arizona State	L	7-9
at Arizona State	W	8-5
Fresno State	W	6-5
Long Beach State	W	8-3
at Long Beach State	W	7-2
UC Irvine	L	6-8
San Diego State	L	1-12
San Diego State	W	4-1
San Diego State	L	0-6
at CS Fullerton	W	2-1
Cal Poly SLO	W	10-4
New Mexico	W	23-5
Pepperdine*	L	6-13
at Pepperdine*	W	4-3
Oral Roberts	L	5-11
at Santa Clara*	W	14-7
at Santa Clara*	W	7-0
at Santa Clara*	W	5-0
at UC Irvine	W	10-7
Saint Mary's*	W	9-5
Saint Mary's*	W	6-5

YEAR-BY-YEAR

Saint Mary's*	W	12-7
at USC	W	10-8
at San Diego*	W	12-4
at San Diego*	W	12-1
at San Diego*	W	16-6
UC Santa Barbara	W	11-4
Sacramento State	W	14-8
Sacramento State	L	6-8
Sacramento State	W	13-3
at UCLA	W	17-9
San Francisco*	W	34-11
San Francisco*	W	11-1
San Francisco*	W	23-9
at Pepperdine*	W	10-2
CS Fullerton	W	10-6
at Pepperdine*	L	1-2
Pepperdine*	L	3-4
Pepperdine*	W	14-4
at UC Santa Barbara	W	6-2
USC	L	7-8
San Diego*	W	11-9
San Diego*	W	7-3
San Diego*	W	7-3
CS Dominguez Hills	W	22-10
at Nevada*	L	8-11
at Nevada*	L	1-9
at Nevada*	W	10-8
Pepperdine (1)	W	14-9
UC Santa Barbara (2)	L	5-11
UCLA (2)	W	12-10
UC Santa Barbara (2)	W	14-6
Hawaii (2)	W	10-6
Hawaii (2)	W	12-5
Louisiana State (3)	W	4-3
Arizona (3)	L	5-7
Oklahoma State (3)	L	5-11
* West Coast Conference Game		
(1) WCC Playoff Game at UCLA		
(2) NCAA West Regional, Los Angeles, CA		
(3) College World Series, Omaha, NE		

1987 (36-21-1, 10-12-1)

CS Los Angeles	L	5-6
at CS Los Angeles	W	15-5
Cal Poly SLO	W	5-3
UCLA	W	3-2
at UCLA	W	7-6
UC Irvine	W	12-7
Cal Poly Pomona	W	5-3
at Arizona State	W	8-5
at Arizona State	W	4-3
at Arizona State	L	12-13
at U.S. International	W	8-6
U.S. International	W	5-4
U.S. International	W	19-4
U.S. International	W	7-1
Long Beach State	W	15-2
at Fresno State	W	5-3
at Fresno State	L	6-7
at Fresno State	L	1-10
Portland	W	13-8
at Pepperdine*	L	5-6
Pepperdine*	L	1-6
Pepperdine*	L	3-7
Pacific	W	8-4
at UC Irvine	W	19-4
Santa Clara*	L	5-7
Santa Clara*	L	8-9
Santa Clara*	W	7-6
CS Dominguez Hills	L	5-7
at Saint Mary's*	W	2-1
at Saint Mary's*	L	4-5
at Long Beach State	W	17-2
Chapman	W	18-10
San Diego*	L	9-10
San Diego*	W	10-6
San Diego*	T	5-5
CS Fullerton	L	4-5
at Arizona	L	7-10
at Arizona	W	15-7
at Arizona	W	16-11
Fresno State	W	7-4

Fresno State	W	10-9
at San Francisco*	W	7-6
at San Francisco*	W	6-0
at San Francisco*	W	13-8
at USC	W	3-2
UNLV	W	17-10
USC	L	2-15
UC Santa Barbara	W	10-4
Pepperdine*	L	7-8
Pepperdine*	L	3-8
Pepperdine*	L	6-7
UC Santa Barbara	L	5-6
at San Diego*	W	9-7
at San Diego*	W	9-0
at San Diego*	L	3-7
Nevada*	L	2-4
Nevada*	W	9-2
Nevada*	W	7-2
* West Coast Conference Game		

1988 (48-18, 18-6)

CS Los Angeles	W	14-3
at Arizona State	L	3-14
at Arizona State	W	18-6
at Arizona State	L	1-7
UCLA	W	7-4
UC Santa Barbara	W	4-3
Texas Tech	W	13-8
Texas Tech	W	10-5
Texas Tech	W	6-0
at UCLA	W	9-5
Long Beach State	W	9-7
CS Dominguez Hills	W	15-8
U.S. International	W	12-0
U.S. International	W	14-3
UC Irvine	W	9-7
at Hawaii	W	8-7
at Hawaii	W	9-6
at Hawaii	L	2-8
Cal Poly SLO	W	6-4
Cal Poly SLO	W	10-9
at CS Los Angeles	L	5-6
Chapman College	L	5-11
Portland	W	14-4
Portland	W	5-3
Portland	L	2-3
at CS Fullerton	L	0-3
at UC Irvine	W	15-0
San Francisco*	W	15-7
San Francisco*	W	12-6
San Francisco*	W	18-0
San Francisco*	W	5-2
at USC	W	4-1
at UC Santa Barbara	W	17-4
California	W	13-5
California	W	13-10
California	W	4-3
Nebraska	W	15-9
Nebraska	W	10-7
at Fresno State	L	1-6
at Fresno State	L	6-18
Santa Clara*	W	18-2
at San Diego*	W	5-4
at San Diego*	W	6-5
at San Diego*	W	6-4
USC	L	6-10
Saint Mary's*	W	12-7
Saint Mary's*	W	7-3
Saint Mary's*	W	12-6
Saint Mary's*	W	17-0
at Nevada*	W	8-3
at Nevada*	W	25-5
at Nevada*	W	18-9
at Nevada*	L	5-10
at Santa Clara*	L	6-14
at Santa Clara*	L	5-6
at Santa Clara*	L	4-8
at Santa Clara*	W	16-12
at Long Beach State	W	10-0
Pepperdine*	L	4-11
Pepperdine*	L	2-10
Pepperdine*	W	9-3

Pepperdine*	W	10-7
Arkansas (1)	W	8-3
Wichita State (1)	L	6-10
McNeese State (1)	W	12-4
Oklahoma State (1)	L	6-8
* West Coast Conference Game		
(1) NCAA Midwest Regional, Stillwater, OK		

1989 (39-24-1, 18-5)

U.S. International	W	20-12
UC Irvine	T	6-6
at Stanford	L	5-6
at Stanford	L	4-11
at Stanford	L	6-9
USC	L	5-7
Long Beach State	L	0-9
at California	L	5-6
at California	L	2-9
at California	W	8-0
UCLA	W	5-2
CS Fullerton	L	6-7
Southern Utah State	W	12-4
Southern Utah State	W	9-1
Southern Utah State	W	9-3
at CS Fullerton	L	5-7
Long Beach State	L	3-4
at Long Beach State	W	4-1
Portland	W	4-3
UC Santa Barbara	L	8-14
UC Santa Barbara	W	20-2
UC Santa Barbara	L	11-12
Chapman	L	2-5
at UCLA	W	14-5
at San Francisco*	W	7-2
at San Francisco*	L	7-8
at San Francisco*	W	6-3
Utah	W	5-2
Minnesota	W	10-1
Minnesota	L	6-7
Fresno State	W	6-5
Cal Poly Pomona	W	19-9
at U.S. International	W	17-7
at U.S. International	L	7-8
at USC	L	3-4
San Diego*	W	7-6
San Diego*	W	10-5
San Diego*	W	8-0
San Diego*	W	11-1
UC Irvine	W	6-3
at UC Irvine	L	0-1
at Saint Mary's*	W	11-1
at Saint Mary's*	W	7-1
at Saint Mary's*	W	8-3
at Saint Mary's*	W	11-2
Fresno State	W	8-7
Nevada*	W	3-2
Nevada*	W	7-6
Nevada*	W	8-6
Nevada*	W	9-2
CS Los Angeles	W	8-7
Santa Clara*	W	4-2
Santa Clara*	W	4-3
Santa Clara*	W	8-2
Santa Clara*	L	1-6
at Long Beach State	W	11-4
at Pepperdine*	L	0-3
at Arizona State	L	4-5
at Pepperdine*	L	2-3
at Pepperdine*	W	6-3
Oklahoma (1)	L	2-5
Eastern Kentucky (1)	W	9-3
Oklahoma (1)	W	6-5
Arizona (1)	L	4-13
* West Coast Conference Game		
(1) NCAA West I Regional, Tucson, AZ		

1990 (45-17, 25-9)

Cal Poly Pomona	W	8-4
Chapman	L	13-14
UC Irvine	W	13-6
at Arizona	L	1-2

at Arizona	W	5-0
at Arizona	L	6-11
South Alabama	W	3-0
at Santa Clara*	L	9-10
at Santa Clara*	W	3-2
at Santa Clara*	W	5-3
Pepperdine*	W	8-7
Pepperdine*	L	3-8
CS Fullerton	W	12-10
UCLA	L	2-10
San Diego*	W	17-7
San Diego*	W	6-5
San Diego*	W	4-3
at UC Santa Barbara	W	7-3
at UC Santa Barbara	W	10-9
at UC Santa Barbara	W	13-3
at CS Fullerton	L	8-9
Pacific	W	12-5
Pacific	W	9-3
San Francisco*	W	9-7
San Francisco*	W	9-3
San Francisco*	L	9-10
Utah	W	16-3
Wisconsin	W	9-3
at Saint Mary's*	L	2-4
at Saint Mary's*	W	8-2
at Saint Mary's*	W	11-9
California	W	4-3
Nevada*	W	17-4
Nevada*	W	14-3
Nevada*	W	6-5
Nevada*	W	3-2
at USC	W	8-6
Saint Mary's*	W	11-9
Saint Mary's*	W	14-6
Saint Mary's*	W	10-9
Pepperdine*	L	6-7
at San Francisco*	W	14-9
at San Francisco*	W	7-4
at San Francisco*	W	14-6
at Long Beach State	W	11-10
at U.S. International	W	16-7
at UCLA	W	11-10
at San Diego*	L	1-4
at San Diego*	L	1-2
at San Diego*	W	13-2
Long Beach State	L	0-5
Santa Clara*	W	6-5
Santa Clara*	W	10-2
Santa Clara*	W	15-4
U.S. International	W	10-4
U.S. International	W	10-2
at U.S. International	W	15-2
at Pepperdine*	L	3-4
at Pepperdine*	W	7-2
at Pepperdine*	L	0-3
Washington State (1)	L	2-13
Arizona State (1)	L	9-11
* West Coast Conference Game		
(1) NCAA West II Regional, Tempe, AZ		

1991 (38-22, 25-11)

at UC Santa Barbara	L	4-8
at U.S. International	W	8-4
UC Irvine	W	11-1
at Arizona State	L	1-9
at Arizona State	L	2-8
at Arizona State	L	12-19
at UCLA	W	7-5
Nevada*	W	11-2
Nevada*	L	5-10
Nevada*	W	19-1
CS Fullerton	W	9-6
at San Diego*	L	1-3
at San Diego*	L	5-6
UC Santa Barbara	W	8-7
at San Francisco*	W	4-2
at San Francisco*	W	5-4
at San Francisco*	W	16-2
Saint Mary's*	W	9-3
Saint Mary's*	L	4-7
Saint Mary's*	W	4-3

YEAR-BY-YEAR

at UC Irvine	W	8-2
Santa Clara*	W	6-2
Santa Clara*	W	5-3
Santa Clara*	W	9-7
USC	L	7-8
at Pepperdine*	L	3-4
at Pepperdine*	L	1-5
at Pepperdine*	W	6-3
Long Beach State	L	2-10
at UNLV	L	8-9
Illinois (1)	W	18-2
Illinois (1)	W	9-5
Hartford	W	9-1
Hartford	W	2-1
at Saint Mary's*	L	8-9
at Saint Mary's*	L	1-6
at Saint Mary's*	W	8-6
at Long Beach State	L	9-16
San Francisco*	W	16-7
San Francisco*	W	10-2
San Francisco*	W	10-8
at Fresno State	L	3-4
San Diego*	W	9-7
San Diego*	W	11-5
San Diego*	L	5-6
San Diego*	W	14-3
at USC	L	5-6
at Santa Clara*	W	8-4
at Santa Clara*	W	4-2
at Santa Clara*	W	13-5
at CS Fullerton	W	6-4
at Nevada*	W	24-12
at Nevada*	L	4-5
at Nevada*	W	8-3
at U.S. International	W	13-5
at U.S. International	W	13-3
at UC Santa Barbara	L	9-10
Pepperdine*	W	18-8
Pepperdine*	L	1-3
Pepperdine*	W	10-6

* West Coast Conference Game
(1) Played at Las Vegas, NV

1992 (16-36, 10-16)

at UC Irvine	L	0-8
Nevada	W	12-4
Nevada	L	4-5
Nevada	L	4-6
at Long Beach State	L	1-15
UC Santa Barbara	L	6-10
UC Santa Barbara	W	4-1
UC Santa Barbara	L	3-6
CS Fullerton	L	2-13
Long Beach State	W	4-3
UC Irvine	W	10-8
San Diego*	W	15-13
San Diego*	L	4-15
San Diego*	W	8-7
at USC	L	4-9
UCLA	L	3-9
at Saint Mary's*	W	11-9
at Saint Mary's*	L	2-8
at Saint Mary's*#	L	8-11
at Long Beach State	W	3-2
Pepperdine*	L	4-17
Pepperdine*	L	1-7
Pepperdine*	L	2-6
Hartford	L	6-9
Chapman	L	5-9
San Francisco*	W	9-8
USC	L	2-4
at Santa Clara*	L	3-4
at Santa Clara*	W	16-8
at Santa Clara*	L	4-8
at Fresno State	L	2-5
at San Francisco*	L	5-10
at San Francisco*	L	6-7
at San Francisco*	L	0-4
at San Francisco*	L	6-13
Fresno State	L	8-10
at CS Northridge	L	3-12
Santa Clara*	W	9-6

Santa Clara*	L	5-10
Santa Clara*	L	9-15
at UCLA	L	1-9
CS Fullerton	W	8-2
at CS Fullerton	L	2-8
at CS Fullerton	L	3-11
at Chapman	L	18-19
Saint Mary's*	W	8-7
Saint Mary's*	W	7-5
Saint Mary's*	W	9-8
Christ College	L	4-6
at Pepperdine*	L	1-6
at Pepperdine*	L	2-3
at Pepperdine*	L	2-17

* West Coast Conference Game
game later forfeited to LMU

1993 (23-33, 14-16)

at UC Santa Barbara	W	4-3
at UC Santa Barbara	L	7-13
at UC Santa Barbara	W	9-3
at USC	L	3-7
at Fresno State	L	8-9
at Fresno State	L	1-6
at Fresno State	L	3-15
Chapman	W	6-0
CS Fullerton	L	4-12
CS Northridge	L	4-10
CS Northridge	L	0-2
at Grand Canyon	L	2-7
Southern Utah	W	6-5
Southern Utah	W	6-1
Southern Utah	W	14-3
UCLA	L	10-12
at San Francisco*	L	5-6
at San Francisco*	W	6-4
at San Francisco*	W	7-1
at USC	L	2-6
Saint Mary's*	W	12-6
Saint Mary's*	W	4-0
Saint Mary's*	W	9-4
USC	L	5-8
at Pepperdine*	W	5-0
at Pepperdine*	L	0-4
at Pepperdine*	L	1-2
at Chapman	W	6-5
at San Diego*	L	3-5
at San Diego*	L	0-3
at San Diego*	W	6-2
at Long Beach State	L	7-8
Santa Clara*	W	11-4
Santa Clara*	L	3-8
Santa Clara*	L	5-14
Long Beach State	L	6-9
CS San Bernardino	L	8-18
at CS Fullerton	L	8-14
San Diego*	W	7-4
San Diego*	L	3-8
San Diego*	W	11-3
Christ College	W	7-4
at Santa Clara*	L	8-15
at Santa Clara*	L	4-7
at Santa Clara*	W	3-2
at CS Dominguez Hills	W	14-7
San Francisco*	L	3-5
San Francisco*	W	8-2
San Francisco*	W	10-8
at Saint Mary's*	L	7-12
at Saint Mary's*	L	1-5
at Saint Mary's*	L	5-9
at UCLA	L	5-11
Pepperdine*	L	3-9
Pepperdine*	L	3-14
Pepperdine*	W	9-6

1994 (26-31, 13-17)

Biola	W	3-0
CS Fullerton	L	8-15
at Hawaii	L	8-14
at Hawaii	L	3-4

at Hawaii	W	7-6
at Hawaii-Hilo	W	5-3
at Hawaii-Hilo	W	5-1
Portland State	W	13-7
Portland State	L	4-6
Portland State	L	2-7
Long Beach State	L	2-5
UC Santa Barbara	W	2-1
UC Santa Barbara	L	8-12
UC Santa Barbara	L	3-5
USC	L	7-13
Pepperdine*	L	3-5
Pepperdine*	W	8-3
Pepperdine*	W	7-5
at Long Beach State	L	4-7
at Santa Clara*	L	5-11
at Santa Clara*	W	7-5
at Santa Clara*	L	10-13
Hartford	W	10-1
UCLA	W	7-4
at San Francisco*	W	8-6
at San Francisco*	L	1-3
at San Francisco*	L	1-15
at USC	L	7-11
San Diego*	L	2-15
San Diego*	W	6-5
San Diego*	L	2-10
at CS Northridge	W	13-7
at Grand Canyon	L	4-15
at Grand Canyon	W	12-4
at Grand Canyon	L	5-6
San Diego State	W	3-0
at Saint Mary's*	L	3-6
at Saint Mary's*	L	5-8
at Saint Mary's*	W	6-2
at CS Fullerton	L	5-7
at San Diego*	L	3-7
at San Diego*	L	3-7
at San Diego*	L	2-6
CS Northridge	W	15-6
Saint Mary's*	W	6-2
Saint Mary's*	L	3-4
Saint Mary's*	W	5-4
at Pepperdine*	L	1-8
at Pepperdine*	W	4-3
at Pepperdine*	L	8-14
at UCLA	W	11-4
San Francisco*	W	10-4
San Francisco*	W	11-10
San Francisco*	W	7-6
Santa Clara*	L	2-3
Santa Clara*	W	7-3
Santa Clara*	L	5-6

* West Coast Conference Game

1995 (22-33, 12-17)

at UNLV	W	10-5
at UNLV	L	8-11
at UNLV	W	9-2
CS Northridge	L	4-10
at CS Northridge	L	5-6
CS Northridge	L	2-10
at USC	L	4-13
Southern Utah	W	9-2
Southern Utah	L	6-7
Southern Utah	L	4-12
USC	L	1-9
Long Beach State	L	5-11
at Arizona State	W	8-5
at Arizona State	L	2-6
at Arizona State	L	3-4
at Long Beach State	L	5-14
at San Diego*	L	0-8
at San Diego*	L	3-4
at San Diego*	L	2-3
at UCLA	W	4-1
Saint Mary's*	L	5-6
Saint Mary's*	L	6-11
CS Fullerton	L	1-18
at Pepperdine*	L	0-10
at Pepperdine*	L	2-3
at Pepperdine*	L	4-5

Dartmouth	W	14-10
San Francisco*	W	6-5
San Francisco*	W	15-12
San Francisco*	W	11-5
at Santa Clara*	L	0-16
at Santa Clara*	L	4-5
at Santa Clara*	L	3-13
at CS Fullerton	L	5-14
at Saint Mary's*	W	8-6
at Saint Mary's*	W	4-1
at Saint Mary's*	W	3-1
at Saint Mary's*	W	5-2
San Diego State	W	9-8
Grand Canyon	W	16-7
Grand Canyon	L	7-9
Grand Canyon	W	7-3
San Diego*	L	10-17
San Diego*	W	11-2
San Diego*	W	17-13
at San Diego State	L	4-5
at San Francisco*	W	6-4
at San Francisco*	W	3-1
at San Francisco*	L	6-8
UCLA	W	8-3
Santa Clara*	L	3-6
Santa Clara*	W	10-6
Santa Clara*	L	7-8
Pepperdine*	L	0-11
Pepperdine*	L	8-16

* West Coast Conference Game

1996 (22-38, 14-14)

UC Santa Barbara	L	2-12
at UC Santa Barbara	L	2-9
at USC	L	5-11
at Arizona State	L	7-19
at Arizona State	L	2-10
at Arizona State	L	6-11
Long Beach State	L	8-21
at Grand Canyon (1)	L	7-8
Oklahoma State (1)	L	10-20
New Mexico State (1)	W	7-6
San Diego State	L	6-16
Portland State	W	5-1
Portland State	L	3-6
Portland State	L	7-10
UCLA	W	10-7
at Pepperdine*	L	1-7
at Pepperdine*	L	1-5
at Pepperdine*	L	5-6
at Pepperdine*	L	0-6
at Long Beach State	L	3-15
at Hawaii	L	4-10
at Hawaii	L	6-16
at Hawaii	L	4-12
at Hawaii-Hilo	W	8-2
at Hawaii-Hilo	W	10-9
at Hawaii-Hilo	W	10-5
at CS Fullerton	L	2-13
at CS Northridge	L	0-15
Portland*	W	10-5
Portland*	W	15-1
Portland*	W	10-6
Portland*	W	3-0
USC	L	3-13
at Saint Mary's*	L	9-13
at Saint Mary's*	W	8-4
at Saint Mary's*	L	2-5
at Saint Mary's*	W	12-5
CS Northridge	L	4-5
at UNLV	L	7-12
at UNLV	L	8-12
CS Fullerton	L	7-12
San Francisco*	W	10-9
San Francisco*	W	10-7
San Francisco*	L	2-15
Cal Poly Pomona	W	8-7
at Gonzaga*	W	18-1
at Gonzaga*	W	11-10
at Gonzaga*	L	3-4
at Gonzaga*	W	11-7

YEAR-BY-YEAR

at UCLA	L	5-11
San Diego*	W	8-5
San Diego*	L	1-3
San Diego*	W	10-3
San Diego*	L	8-12
at San Diego State	W	13-4
at Santa Clara*	L	2-3
at Santa Clara*	L	6-7
at Santa Clara*	L	0-4
at Santa Clara*	L	5-22

* West Coast Conference Game
(1) GCU Dual in the Desert, Phoenix, AZ

1997 (21-39, 11-17)

at USC	L	2-7
at UC Santa Barbara	L	3-8
at UC Santa Barbara	W	10-9
at UC Santa Barbara	L	10-14
San Diego State	W	5-4
Biola	L	2-6
Sonoma State	W	7-6
at UCLA	L	1-13
UCLA	L	5-10
at UCLA	L	4-13
at CS Fullerton	W	11-3
Pt. Loma Nazarene (1)	W	10-7
Utah (1)	L	5-6
Missouri (1)	W	11-10
at San Diego State (1)	L	4-8
Nevada	W	12-10
Nevada	L	7-10
Nevada	L	5-8
at Long Beach State	L	5-7
CS Northridge	L	4-5
at CS Northridge	L	9-11
Long Beach State	L	4-12
at Hawaii-Hilo	L	1-3
at Hawaii-Hilo	W	6-2
at Hawaii-Hilo	L	5-8
at Hawaii-Hilo	W	9-8
Gonzaga*	L	4-10
Gonzaga*	W	10-6
Gonzaga*	L	5-6
Gonzaga*	W	6-2
at UNLV	L	9-10
at UNLV	L	8-21
CS Dominguez Hills	L	5-9
at Portland*	L	2-3
at Portland*	W	10-3
at Portland*	W	19-11
at Portland*	L	2-3
CS Northridge	L	10-19
Santa Clara*	L	7-15
Santa Clara*	L	1-16
Santa Clara*	L	3-15
Santa Clara*	L	3-6
USC	W	8-0
at San Diego*	L	0-6
at San Diego*	W	5-1
at San Diego*	L	1-10
at San Diego*	W	5-4
at CS Northridge	L	14-23
Saint Mary's*	W	4-2
Saint Mary's*	W	4-3
Saint Mary's*	W	2-1
Saint Mary's*	L	4-9
at San Francisco*	L	9-10
at San Francisco*	L	8-9
at San Francisco*	W	7-3
at San Francisco*	L	5-16
Pepperdine*	L	3-19
Pepperdine*	L	0-7
Pepperdine*	L	6-16
Pepperdine*	W	16-7

* West Coast Conference Game
(1) San Diego Baseball Classic

1998 (34-23-1, 21-8)

at CS Northridge	L	10-11
Utah	W	15-13
Utah	W	17-13
Utah	L	8-12

at CS Fullerton	L	9-17
Nevada	W	5-4
Nevada	L	6-12
Nevada	W	10-6
CS Dominguez Hills	W	22-9
at UC Santa Barbara	T	6-6
UC Santa Barbara	W	10-7
at UCLA	L	4-10
at Hawaii	L	3-7
at Hawaii	L	2-3
at Hawaii	L	1-2
CS Northridge	W	12-4
CS Los Angeles	L	2-3
CS Los Angeles	W	27-3
CS Los Angeles	W	16-8
UCLA	W	16-8
Gonzaga*	W	14-3
Gonzaga*	W	8-7
Gonzaga*	W	12-5
at USC	L	4-6
Santa Clara*	W	8-7
Santa Clara*	L	0-4
Santa Clara*	W	9-4
San Diego*	L	9-13
San Diego*	L	11-12
San Diego*	W	16-8
Long Beach State	W	8-3
Portland*	W	15-8
Portland*	W	7-6
Portland*	W	11-10
San Diego State	L	15-16
at Pepperdine*	L	6-9
at Pepperdine*	L	0-5
at Pepperdine*	W	5-3
USC	W	12-6
at San Francisco*	W	11-4
at San Francisco*	L	9-10
at San Francisco*	W	16-4
at Saint Mary's*	W	7-5
at Long Beach State	L	9-1
at Santa Clara*	W	4-3
at Santa Clara*	W	6-4
at Santa Clara*	W	14-6

CS Fullerton	L	11-12
Saint Mary's*	W	16-4
Saint Mary's*	L	6-9
Saint Mary's*	W	12-11
Saint Mary's*	W	12-8
at Portland*	L	3-4
at Portland*	W	20-10
at Portland*	W	5-3
Stanford (1)	W	6-2
Long Beach State (1)	L	9-19
Alabama (1)	L	5-13

* West Coast Conference Game
(1) NCAA Regionals, Stanford, CA

1999 (33-28, 18-12)

CS Dominguez Hills	W	5-2
Nevada	L	2-10
Nevada	L	5-13
Nevada	L	5-7
USC	W	8-5
UC Santa Barbara	L	5-7
UC Santa Barbara	W	15-7
UC Santa Barbara	L	3-11
Texas Tech	W	6-3
vs Arizona (1)	W	15-3
vs UCLA (1)	L	5-6
vs Oklahoma State (1)	L	2-6
vs Oregon State (1)	W	13-4
Long Beach State	L	5-6
at CS Northridge	W	11-7
CS Northridge	W	14-9
CS Northridge	W	5-4
at UNLV	L	4-7
at UNLV	W	20-11
at San Diego*	L	4-5
at San Diego*	W	11-4
at San Diego*	W	5-2
UCLA	L	10-12
at Santa Clara*	W	8-5
at Santa Clara*	W	10-2

at Santa Clara*	W	2-1
Saint Mary's*	W	5-4
Saint Mary's*	W	5-1
Saint Mary's*	L	3-6
at CS Fullerton	L	2-8
San Francisco*	W	8-7
San Francisco*	W	12-5
San Francisco*	L	2-4
at USC	W	9-4
at Portland*	L	1-4
at Portland*	L	3-6
at UCLA	W	7-5
Pepperdine*	W	19-10
Pepperdine*	W	8-6
Pepperdine*	W	6-5
CS Fullerton	L	3-5
at Gonzaga*	W	6-3
at Gonzaga*	L	3-12
at Gonzaga*	L	6-15
at Long Beach State	L	2-4
Portland*	L	4-9
Portland*	L	7-13
Portland*	W	9-2
Portland*	L	9-10
at Saint Mary's*	W	10-1
at Saint Mary's*	W	6-1
at Saint Mary's*	L	1-3
at CS Northridge	W	15-7
Santa Clara*	L	10-11
Santa Clara*	W	6-3
Santa Clara*	W	12-3
Pepperdine#	W	3-2
Pepperdine#	L	2-18
Pepperdine#	W	7-6
at Stanford (1)	L	2-10
vs. Nevada (1)	L	3-4

* West Coast Conference Game
WCC Championship Series Game
(1) San Diego Baseball Classic
(2) NCAA Regionals, Stanford, CA

2000 (40-19, 22-8)

at California	L	1-2
at California	W	9-4
at California	W	9-6
USC	L	8-9
at UC Santa Barbara	W	12-7
UCLA	W	5-4
Utah	L	3-4
Utah	W	4-1
Utah	L	2-6
CS Los Angeles	W	16-3
Cal Poly	W	16-13
Cal Poly	W	16-6
CS San Bernardino	W	10-4
at UC Santa Barbara	W	11-9
at Nevada	L	3-4
at Nevada	L	0-4
at Nevada	W	11-4
San Francisco*	W	16-4
San Francisco*	W	18-5
San Francisco*	W	13-10
Long Beach State	L	9-11
at Gonzaga*	L	4-5
at Gonzaga*	L	4-19
at Gonzaga*	W	8-4
at USC	L	3-7
Santa Clara*	W	20-4
Santa Clara*	W	16-9
Santa Clara*	W	6-4
at Fresno State	L	5-8
Saint Mary's*	W	30-9
Saint Mary's*	L	7-15
Saint Mary's*	W	11-7
at UCLA	W	23-12
at Pepperdine*	L	4-5
at Pepperdine*	W	3-1
at Pepperdine*	W	4-3
CS Fullerton	W	11-2
at Portland*	L	2-4
at Portland*	W	3-2
at Portland*	W	8-7
San Diego*	W	11-8

San Diego*	L	4-6
San Diego*	W	8-5
at Long Beach State	W	10-4
at San Francisco*	W	10-2
at San Francisco*	W	9-7
at San Francisco*	W	9-6
Gonzaga*	W	5-1
Gonzaga*	W	12-2
Gonzaga*	W	13-8
at UC Santa Barbara	W	2-0
at Santa Clara*	W	11-1
at Santa Clara*	L	2-9
at Santa Clara*	L	8-9
Pepperdine#	W	19-5
vs. Pepperdine#	W	6-2
at CS Fullerton (1)	W	6-4
vs. USC (1)	L	5-13
at CS Fullerton (1)	L	2-5

* West Coast Conference Game
WCC Championship Series Game
(1) NCAA Regionals, Fullerton, CA

2001 (21-37, 8-22)

Cal State Northridge	W	7-3
at Hawaii Hilo	W	6-1
at Hawaii Hilo	W	6-4
at Hawaii Hilo	W	12-6
at Hawaii Hilo	W	3-1
at UCLA	L	6-10
CS Dominguez Hills	W	9-5
Missouri	L	7-10
Cal State LA	W	7-6
at Cal State Fullerton	L	3-5
California	L	6-14
California	W	9-8
California	L	5-8
at USC	W	9-1
UC Santa Barbara	L	4-10
UC Santa Barbara	L	4-15
at Cal Poly	W	11-10
at Cal Poly	L	3-5
at Cal Poly	W	7-5
UCLA	L	4-8
Gonzaga*	L	7-14
Gonzaga*	W	12-5
Gonzaga*	L	9-10
at San Diego State	L	5-6
at Santa Clara*	L	5-6
at Santa Clara*	L	5-7
at Santa Clara*	L	2-3
San Diego State	L	3-11
San Francisco*	L	2-5
San Francisco*	W	7-2
San Francisco*	W	10-9
Long Beach State	L	6-13
Portland*	W	8-7
Portland*	L	2-20
Portland*	L	3-11
at Long Beach State	L	4-10
at Saint Mary's*	L	6-12
at Saint Mary's*	L	6-9
at Saint Mary's*	L	0-3
Cal State Northridge	L	1-6
Pepperdine*	L	5-8
Pepperdine*	L	0-11
Pepperdine*	L	2-8
Cal State Fullerton	L	5-9
at San Diego*	L	2-7
at San Diego*	L	5-8
at San Diego*	L	1-11
USC	W	13-7
Santa Clara*	L	6-11
Santa Clara*	L	6-15
Santa Clara*	L	4-5
at San Francisco*	L	2-3
at San Francisco*	L	6-7
at San Francisco*	W	10-6
at Cal State Northridge	W	12-7
at Gonzaga*	W	18-7
at Gonzaga*	W	10-6
at Gonzaga*	W	6-4

* West Coast Conference Game

HALL OF FAME



▲ Phil Woolpert, Jim Needles,
Pete Newell

Multi-Sport

Player	Induct.	Grad.
Adams, Milton "Sparky"	1993	1937
<i>Baseball, Football, Ice Hockey, Track & Field</i>		
Agamenoni, Aldarico	1994	1937
<i>Football, Ice Hockey</i>		
Boyd, Bob	1986	1950
<i>Boxing, Football, Track & Field</i>		
Boyle, Hugh	1989	1943
<i>Baseball, Basketball</i>		
Brubaker, Harry "Bud"	1989	1932
<i>Basketball, Football</i>		
Donahue, Bernard	1986	1930
<i>Baseball, Basketball, Football</i>		
Donovan, Maurice E.	1991	1942
<i>Baseball, Basketball, Golf</i>		
Duvall, Al	1986	1936
<i>Football, Track & Field</i>		
Hoffman, Leo	1986	1930
<i>Baseball, Football</i>		
Hovland, Carl	1992	1939
<i>Basketball, Football, Baseball, Tennis</i>		
Jelmini, Dean	1987	1973
<i>Baseball, Football</i>		
Karagozian, John	1994	1933
<i>Baseball, Football, Ice Hockey</i>		
Kelly, Roger	1986	1939
<i>Baseball, Football, Golf, Track & Field</i>		
Nocerine, Dominic	1986	1937
<i>Basketball, Football, Ice Hockey, Track & Field</i>		
Polich, John	1986	1938
<i>Football, Ice Hockey, Track & Field</i>		
Quinn, Brian	2000	1964
<i>Basketball, Baseball, Administration</i>		
Race, Edward	1993	1937
<i>Football, Ice Hockey</i>		
Sanchez, Jamie	1993	1975
<i>Football, Tennis</i>		
Sunderland, Paul	1986	1975
<i>Basketball, Volleyball</i>		
Tunney, James	1989	1928
<i>Baseball, Basketball, Football</i>		

Basketball

Adelman, Rick	1986	1968
Arndt, John	1986	1952
Baker, Dick	1993	1956
Bento, Ed	1986	1962
Brown, Garnette	1987	1957
Donovan, Bill	1986	1950
Flanagan, Lynn (WBB)	2000	1991
Grote, Jerry	1986	1962
Haderlein, Jim	1986	1971
Kriste, Vide J.	1988	1940
McDonald, Edwin "Scotty"	1987	1939
McKenzie, Forrest	1991	1986
Newell, Pete	1986	1940
Philyaw, Luther	1987	1976
Smith, Keith	2000	1986
Smith, Stephen J.	1991	1973
Woolpert, Phil	1986	1940
Yost, Mike	1994	1988

Baseball

Bean, William "Billy"	1992	1986
Bradberry, Miah	2000	1990
Layana, Timothy	1992	1986
Logelin, Dr. Michael G.	1991	1970
McAnany, James E.	1993	1987
Noah, Russ	1986	1973
Sheldon, Robert	1986	1972
Stone, Jerry	1986	1974

Crew/Rowing

Hjelm, Karen (Hock)	2000	1981
Formento, Merri Lisa	1991	1980

Cross Country

Kozlowski, Therese	1986	1982
--------------------	------	------

Football

Acquarelli, Harry	1988	1938
Alker, Guerin P	1991	1950
Andorka, Bela J.	1991	1939
Brito, Gene	1986	1951
Cheatham, Ernie	1986	1952
Currin, Paul	1986	1929
Donahue, Burch A.	1988	1943
Ferris, Neil G.	1991	1951
Giancanelli, Harold "Skip"	1989	1951
Klosterman, Don	1986	1952
Lauermann, Willard "Bill" E.	1988	1932
Musacco, George	1987	1951
Nipp, Maury	1987	1952
Snyder, Frederick	1992	1952

Tennis

Crawford, Roger	1994	1982
Delgado, Debbie	1994	1985
Patridge, Carolyn B.	1991	1980

Volleyball

Fort, Andrea	1991	1987
Lacour, Cheryl	1988	1983
Petrissans, Catherine	1992	1988
Wohlford, Leslie	1993	1989

TEAMS

1981 Women's Crew	1986
<i>National Champion - Lightweight-4 Shell</i>	
<i>Members:</i>	
Virginia Hamer	1983
Teresa Rosso	1982
Erin Walsh	1982
Taffy Walsh	1982
Eileen McAndrew	1982

COACHES - ADMINISTRATORS

Casassa, Rev. Charles S., S.J.	1988
<i>University President (1949-69)</i>	
Drager, Hub	1986
<i>Athletic Administration (1949-80)</i>	
Fortner, Nancy	1994
<i>Women's Volleyball Coach (1980-86)</i>	
Higgins, Rev. Thomas P., S.J.	1991
<i>Golf Coach (1970-present)</i>	
Kilp, Rev. Alfred J., S.J.	1987
<i>Athletic Administration (1956-1963)</i>	
Lieb, Tom	1987
<i>Football Coach, Ice Hockey Coach (1930-1938)</i>	
Malone, Rev. Lorenzo, S.J.	1987
<i>Athletic Administration, Golf Coach (1933-1955)</i>	
McIssac, Don	1986
<i>Rugby Coach (1960-1980)</i>	
McKenna, John	1992
<i>Football Coach (1949-51)</i>	
Merrifield, Rev. Donald P., S.J.	1989
<i>University President (1969-84), Chancellor (1985-present)</i>	
Needles, James	1987
<i>Basketball Coach, Football Coach (1936-1940)</i>	
Neri, Jerry	1989
<i>Assistant Football Coach (1949-51)</i>	
Oliver, Jordan	1987
<i>Football Coach (1949-51)</i>	
Westhead, Paul	2000
<i>Men's Basketball Head Coach (1986-91)</i>	