

1-13-90	A	L	71-88	1-21-89	H	W	70-69	3-5-83	H	W	98-83	2-23-55	A	L	88-96
2-8-90	H	W	96-94	1-6-90	A	L	56-71	1-15-84	H	W	98-85	1-7-56	H	L	74-80
3-9-90	A	L	95-97	2-13-91	H	L	67-102	2-11-84	A	W	87-82	2-27-56	A	W	82-66
1-10-91	H	L	92-97 (OT)	2-5-92	A	L	63-91	3-8-84	A	W	88-84 (OT)	12-29-56	A	L	71-78
2-7-91	A	L	88-97	1-5-93	A	L	73-88	1-12-85	A	W	85-79	12-14-57	A	L	58-70
2-13-92	H	L	72-74	2-2-94	A	L	76-95	2-9-85	H	W	127-100	12-16-58	H	W	74-71
2-19-92	A	L	59-73	2-7-95	A	L	73-96	1-18-86	A	L	74-77	12-23-94	A	W	72-60
3-12-92	N	W	83-73	2-21-96	A	L	65-79	2-13-86	H	W	77-56	12-2-95	H	L	62-70
1-28-93	H	L	69-70	1-2-03	A	L	74-95	1-18-87	H	W	94-73	1-3-97	A	L	55-68
2-27-93	A	W	59-56	11-21-03	A	L	61-73	2-12-87	A	W	103-75	11-25-97	H	W	81-61
								2-26-87	N	W	80-75	12-5-98	A	L	69-86
Delaware (1-0)				Detroit (67-48)				1-23-88	H	W	76-72	12-11-99	H	W	70-66
1983-84	H	W	106-88	1-27-23		L	13-31	3-5-88	A	W	104-93	Dubuque (1-0)			
				2-22-23	H	L	16-18	1-4-89	H	W	66-64	1-31-24	H	W	29-19
Denver (6-3)				2-13-24	H	W	23-17	3-4-89	A	L	101-115	Duke (1-1)			
12-12-41	H	W	37-26	3-4-24	A	L	23-26	2-1-90	H	W	72-54	2-13-30	A	L	27-30
12-22-41	A	W	40-20	2-23-25	A	W	22-18	3-3-90	A	L	67-69	3-22-63	N	W	94-75
12-6-58	H	W	90-63	2-20-26	A	L	18-32	2-25-91	H	W	81-79	Duquesne (6-11)			
2-27-71	H	W	61-59	1-13-27	A	W	13-8	3-2-91	A	W	73-63	12-11-30	H	W	29-13
2-29-72	A	L	70-81	2-2-27	H	L	17-19	2-15-92	A	W	93-89	2-8-30	A	L	16-18 (OT)
2-17-73	A	L	83-115	2-14-28		L	13-16	2-22-92	H	W	74-70	12-20-34	H	L	23-38
2-18-73	H	W	95-63	2-29-28	H	W	26-21	1-23-93	H	L	75-96	1-15-35	A	L	22-51
12-3-97	A	L	67-76	1928-29	A	W	22-19	2-13-93	A	L	56-65	1-15-40	C	L	27-28
2-18-98	H	W	61-49	1928-29	H	W	24-6	1-15-94	H	W	74-58	1-11-41	C	L	28-33
				1-16-30	H	W	12-10	2-26-94	A	L	64-72	2-17-41	A	L	27-32
DePaul (17-36)				2-18-30	W	W	25-20	2-25-95	H	L	68-76	2-20-48	A	W	59-40
2-7-23	A	W	18-15	2-16-31	A	L	19-27	1-8-96	H	L	63-78	1-24-49	A	L	51-52 (OT)
2-22-23	A	L	9-16					2-24-96	A	L	48-62	1-14-50	H	L	54-62
1929-30		W	33-31					1-16-97	A	L	62-69	2-5-51	A	W	57-56
2-15-31	H	L	15-22	1933-34	H	W	25-20	2-13-97	H	L	64-77	2-28-51	H	W	64-62
3-3-31	H	W	24-20	1934-35	A	W	29-19	1-19-98	H	L	71-76	1-12-59	A	L	68-85
3-29-37	CS	W	46-43 (2OT)	1934-35	H	W	43-29	2-5-98	A	L	65-94	2-20-60	H	L	58-87
1-19-38	CS	W	53-40	1935-36	A	L	19-20	1-7-99	A	L	39-58	3-24-62	N	W	95-84
2-8-39	CS	W	36-26	1935-36	H	W	33-32	2-4-99	H	W	72-69	1-14-93	A	W	67-65
2-9-40	CS	L	15-21	1940-41	C	W	36-30	1-8-00	H	L	55-82	2-18-93	H	L	71-79
2-9-41	C	L	33-37	1941-42	H	W	32-29	2-3-00	A	L	67-85	East Carolina (0-1)			
2-7-42	C	W	52-51	1942-43	H	W	52-33	1-6-01	A	L	61-81	12-1-90	N	L	58-79
1-11-43	H	L	38-46	1-17-48	A	W	57-37	2-1-01	H	W	66-54	Eastern Illinois (3-3)			
3-1-47	CS	L	51-55	3-1-48	H	W	67-37	1-5-02	H	W	55-49	11-29-97	A	W	75-59
12-20-47	CS	L	43-50	2-19-49	A	W	59-25	2-14-02	A	L	53-55	11-21-98	H	L	55-56
3-6-48	CS	W	49-48	2-28-49	H	W	72-42	1-16-03	A	L	54-72	12-16-00	H	L	80-86
12-22-48	CS	W	56-44	1-27-51	CS	W	76-61	2-20-03	H	W	76-64	12-15-01	A	L	78-94
2-12-49	CS	L	45-55	2-1-54	H	W	67-66	3-7-03	N	L	84-98	2-17-07	H	W	66-43
2-17-49	CS	L	53-59	1-5-55	A	L	78-92	1-31-04	H	W	80-77 (OT)	11-13-07	A	W	72-65
2-25-50	CS	W	61-49	3-6-58	H	W	56-51	2-18-04	A	L	62-69	Eastern Kentucky (3-4)			
1-20-51	CS	L	51-52	2-16-59	A	L	66-68	3-5-04	N	L	55-60	1-28-56	CS	L	72-76
3-8-51	H	W	58-55	2-4-61	CS	W	83-82	1-17-05	H	L	53-70	1-18-58	H	W	68-62
2-16-52	CS	W	68-63	1-6-62	A	W	90-76	1-29-05	A	L	59-73	12-18-58	A	L	59-64
2-7-53	H	L	43-68	12-10-63	CS	W	113-108 (OT)	1-5-06	A	L	67-73	12-9-95	A	L	61-68
1-10-76	A	L	77-100	2-8-65	A	L	76-78	1-28-06	H	W	68-63	11-23-96	H	W	66-63
1-8-77	H	W	72-66	12-20-69	CS	W	79-70	3-3-06	N	W	64-55	11-30-99	A	L	60-72
2-12-77	A	L	76-94	1-16-70	CS	W	85-80	1-17-07	A	W	70-64	12-23-00	H	W	79-72
1-7-78	A	L	73-93	1-9-71	H	L	63-70	2-7-07	H	W	71-61	Eastern Michigan (1-1)			
2-18-78	H	L	63-73	1-3-73	H	W	77-68	1-17-08	H	W	71-65	12-6-67	H	W	102-78
1-13-79	A	L	73-80	2-21-73	A	L	48-69	2-16-08	A	L	53-56	12-3-99	N	L	64-68
2-8-79	H	L	73-77	2-28-74	A	L	75-86	1-24-09	A	W	72-66	Elmhurst (7-0)			
3-5-79	N	W	101-99	2-8-75	H	L	55-66	2-18-09	H	W	67-41	1-16-15	A	W	50-28
12-22-79	H	L	85-92	1-3-76	A	L	79-85	1-2-10	H	L	42-59	1-16-46	H	W	59-29
1-5-80	H	L	75-80	2-28-76	H	L	85-89	1-28-10	A	L	63-63	2-9-46	A	W	38-29
2-23-80	A	L	87-94	3-1-77	H	W	79-71	Drake (10-9)				12-1-48	H	W	95-45
12-19-80	N	L	67-71	2-27-78	A	L	69-89	2-27-34	H	L	25-30	12-4-52	H	W	67-60
2-28-81	H	L	95-105	1-10-79	A	L	74-83	2-23-38	A	W	33-26	11-30-53	H	W	93-45
2-12-82	A	L	80-90	2-24-79	H	L	69-72	1-6-39	A	W	46-32	12-1-54	H	W	80-40
1-12-83	H	W	82-76	2-9-80	H	W	109-87	1-28-39	H	W	34-23				
2-15-84	A	L	77-93	1-3-81	A	W	82-80	1-5-53	H	W	68-59				
2-12-85	H	W	78-71	3-3-81	A	W	86-80	1-4-54	H	L	83-92				
1-21-86	A	L	55-90	2-1-82	H	W	86-81 (3OT)	12-30-54	H	W	70-63				
1-15-87	H	L	65-84	2-17-82	A	W	80-74								
1-21-88	A	L	77-93	2-7-83	A	W	74-69								

all-time opponents

Evansville (16-20)

1-20-79	H	W	87-71
2-21-79	A	W	89-86 (OT)
2-25-80	A	W	75-72
2-29-80	A	W	81-78
1-10-81	A	L	70-73
2-21-81	H	W	81-73
1-23-82	A	L	80-84
2-20-82	H	L	73-79
3-6-82	N	L	72-81
1-29-83	H	W	84-73
2-26-83	A	L	71-78
3-10-83	A	W	80-66
1-21-84	A	W	76-74
2-1-84	H	W	91-77
1-19-85	H	W	94-89
2-16-85	A	W	89-80
1-25-86	H	W	71-65
2-22-86	A	W	84-77
1-24-87	H	L	71-72
2-21-87	A	L	83-86
2-1-88	H	W	80-74
2-29-88	A	L	73-98
1-30-89	A	L	76-89
2-25-89	H	L	104-115
1-25-90	H	L	50-53
2-24-90	A	L	62-71
1-28-91	H	L	64-79
2-2-91	A	L	65-77
1-25-92	A	L	73-90
3-3-92	H	L	57-80
2-3-93	H	L	70-108
3-7-93	A	L	44-62
2-12-94	A	L	63-70
2-16-94	H	L	57-71
2-19-05	A	W	68-64
11-21-05	H	W	99-86
Fairfield (2-0)			
2-18-06	H	W	73-70
11-25-06	A	W	83-72
Falcons (1-0)			
1-25-33	H	W	39-22
First National Bank (1-0)			
1-22-16	W		44-7
First Regiment (1-0-1)			
12-17-14	A	W	32-24
12-18-15	A	T	18-18
Fort Sheridan (0-2)			
2-20-46	H	L	53-71
12-23-46	A	L	61-64
Franklin (2-0)			
1-28-33	H	W	33-28
12-1-41	H	W	52-31
Georgetown (2-7)			
2-10-30	A	L	25-34
12-16-40	C	L	35-38
12-11-47	A	L	45-54
1-4-48	CS	W	53-41
1-30-59	H	L	93-103
12-27-63	N	L	58-69
2-5-77	A	L	70-80
2-4-78	H	W	68-65 (OT)
3-21-85	N	L	53-65

George Washington (3-2)

2-22-37	A	W	36-34
2-4-38	H	W	47-45 (2OT)
3-1-38	A	L	39-44
3-2-38	A	L	34-48
2-13-39	H	W	44-33
George Williams (1-0)			
11-26-47	H	W	70-29
Georgia (1-1)			
12-13-86	N	L	69-81
11-17-08	N	W	74-53
Georgia State (2-1)			
12-14-86	N	W	100-98
1-4-92	H	W	94-73
11-19-97	A	L	58-73
Georgia Tech (1-0)			
12-30-67	CS	W	96-71
Glenview Naval Air (1-0)			
1-20-43	H	W	52-33
Great Lakes (1-0)			
1-27-54	H	W	81-76
Green Bay (14-21)			
1-21-95	H	L	57-63
2-18-95	A	L	56-76
1-11-96	H	L	51-64
2-14-96	A	L	39-56
3-2-96	N	L	48-58
1-25-97	A	L	48-63
1-30-97	H	W	47-45
3-1-97	N	L	41-51
1-26-98	A	L	47-60
2-14-98	H	W	57-52
1-18-99	H	L	55-68
2-8-99	A	L	60-78
1-13-00	A	L	52-64
2-12-00	H	W	70-58
1-10-01	H	W	57-55
2-13-01	A	L	56-60
1-12-02	A	W	72-68
2-7-02	H	W	84-74 (OT)
3-3-02	N	W	63-57
1-11-03	A	W	74-62 (OT)
2-15-03	H	W	84-73 (OT)
1-22-04	H	L	55-60
2-14-04	A	L	73-80 (OT)
1-20-05	A	W	80-61
2-12-05	H	W	80-64
1-26-06	H	L	66-72
2-8-06	A	L	59-69
12-2-06	H	W	71-52
2-10-07	A	W	69-52
12-6-07	H	L	63-69
3-1-08	A	L	66-71 (OT)
1-5-09	H	W	62-60
1-31-09	A	L	68-87
12-3-09	A	L	69-90
2-27-10	H	L	71-87
Grinnell (2-1)			
1-6-35	H	L	23-28
12-9-35	A	W	23-17
3-4-41	H	W	54-34
Hahnemann Medical (1-0)			

Hamline Maroons (1-0)

2-23-16	W		23-16
Hamline (0-2)			
2-15-47	H	L	42-45
2-22-47	A	L	38-54
Havana (1-0)			
1-25-47	H	W	42-39
Holy Cross (3-4)			
2-24-48	A	L	46-62
1-11-49	A	L	58-59
2-2-50	A	L	48-53
2-1-51	A	L	56-81
12-27-85	N	W	77-61
11-29-08	H	W	58-53
11-20-09	A	W	76-73
Houston (2-1)			
2-23-63	A	W	62-58
2-15-64	CS	W	98-68
3-9-68	N	L	76-94
Howard (1-0)			
12-4-99	N	W	77-53
Illinois (3-11)			
12-12-51	A	L	66-74
12-10-52	A	L	57-71
1-29-55	H	L	69-95
3-16-63	N	W	79-64
3-5-80	A	L	87-105
11-28-81	H	L	83-87 (OT)
12-31-82	A	L	72-73
11-26-83	H	L	53-70
12-12-83	A	L	69-74
12-22-84	H	W	63-62
11-26-85	A	L	64-95
12-27-86	H	W	83-82
12-30-99	A	L	71-107
12-29-01	A	L	72-87
Illinois Athletic Club (0-2)			
2-5-16	A	L	26-52
2-24-16	A	L	10-47
Illinois "B" (1-0)			
1-21-28	A	W	27-12
Illinois College (2-0)			
2-14-38	H	W	42-35
2-23-40	H	W	55-37
IIT (6-0)			
1-17-46	A	W	75-73 (3OT)
2-2-46	H	W	45-41
12-3-46		W	84-40
12-8-46		W	82-26
2-27-52	H	W	85-61
1-21-78	A	W	103-70
Illinois State (3-7)			
1-17-80	A	L	64-72
1-13-81	H	L	73-81
1-25-88	H	W	86-80
1-18-89	A	L	65-82
2-14-90	H	L	66-82
1-21-91	A	W	73-69 (OT)
12-2-91	H	W	71-58
1-20-93	A	L	64-88
2-21-04	A	L	71-77
12-18-04	H	L	67-73

Illinois Wesleyan (4-3)

2-10-33	A	L	21-28
3-4-33	H	L	22-23
2-1-41	H	W	62-48
1-2-43	H	W	51-48
2-23-43	A	W	54-40
12-10-66	H	W	89-68
12-7-70	H	L	74-79
Indiana (6-7)			
12-14-35	H	L	25-32
1-30-37	H	W	36-30
12-28-42	H	L	43-51
12-21-46	H	W	60-53
12-28-47	A	L	40-59
12-30-61	H	W	95-90
12-19-62	A	W	106-94
12-31-63	H	W	105-92
2-8-65	A	L	82-109
1-3-66	A	W	91-68
12-17-66	H	L	73-83
12-16-68	A	L	83-88
12-3-69	H	L	95-100
Indiana Central (1-0)			
12-27-45	A	W	52-29
Indiana State (6-8)			
1924	A	L	19-32
1-19-40	H	L	35-49
12-29-45	A	L	28-49
1-29-48	CS	W	64-55
2-21-55	H	W	58-57
12-31-74	A	W	73-69
2-23-76	H	W	85-71
2-19-77	A	L	72-83
1-30-78	H	W	79-76
11-30-90	N	L	80-86
12-6-95	A	W	77-73 (OT)
12-22-96	H	L	59-67
12-1-97	A	L	72-89
12-12-98	H	L	50-55
Iona (2-1)			
2-12-56	A	W	75-74 (OT)
2-5-58	A	L	66-67
3-14-85	N	W	59-58
Iowa (3-4)			
12-18-35	H	L	26-33
12-28-50	A	L	56-61
12-4-54	CS	L	79-89
2-2-63	CS	W	86-68
2-1-64	CS	W	85-71
2-4-66	CS	W	98-87
1-8-68	A	L	63-71
Iowa Preflight (1-1)			
2-28-46	H	W	62-61
3-9-46	A	L	40-50
Iowa State (0-2)			
2-19-90	H	L	79-84
1-7-92	A	L	69-92
Iowa Wesleyan (1-0)			
1-14-75	H	W	97-59

IPFW (4-0)

2-9-02	H	W	77-66
1-25-03	A	W	80-71
11-19-05	A	W	69-61
1-20-07	H	W	69-53

IUPUI (1-0)

11-12-06	N	W	77-73
----------	---	---	-------

John Carroll (15-2)

3-13-26	A	L	21-27
1-9-32	A	W	36-23
2-12-37	H	W	35-24
2-26-37	A	W	41-29
1-9-48	A	W	43-35
2-25-49	A	W	57-50
2-9-50	A	W	52-46
12-30-53	H	W	91-74
1-6-55	A	W	93-85
3-2-56	H	L	68-69
3-2-57	H	W	106-80
3-1-58	H	W	87-84
2-28-59	H	W	127-89
3-2-60	A	W	89-75
3-4-61	H	W	108-47
3-3-62	A	W	67-66
11-17-06	H	W	96-74

Kalamazoo College (3-0)

12-15-39	H	W	43-33
12-6-40	H	W	46-39
12-12-56	H	W	88-57

Kansas (1-7)

1-8-39	H	L	36-40
1-2-41	H	L	40-41
12-12-64	A	L	60-80
12-9-67	H	W	83-73
12-7-68	A	L	61-93
12-13-69	H	L	71-72
12-12-70	A	L	62-94
12-3-88	A	L	80-100

Kansas State (4-3)

12-15-36	H	W	44-32
12-11-64	A	L	67-77
1-29-66	H	W	76-70
11-25-83	H	W	71-62
12-1-98	A	L	52-80
12-19-99	H	W	69-64
11-13-09	A	L	54-92

Kansas Wesleyan (1-0)

12-27-51	H	W	98-59
----------	---	---	-------

Kent State (3-1)

1-19-63	A	W	96-55
12-7-63	H	W	100-59
11-25-95	A	L	73-90
11-30-96	H	W	74-59

Kentucky (3-4)

3-14-49	N	W	67-56
3-13-51	A	L	61-97
1-7-57	A	L	62-81
2-15-57	CS	L	65-115
12-30-57	A	L	42-75
2-15-58	CS	W	57-56
3-14-64	N	W	100-91

Lake Forest (2-0)

2-11-25	H	W	33-11
12-17-05	H	W	87-72

Lane (1-0)

1-26-16	A	W	47-16
---------	---	---	-------

LaSalle (0-5)

1-16-93	A	L	56-70
2-20-93	H	L	90-96
1-21-94	H	L	71-76
2-19-94	A	L	63-77
2-4-95	A	L	71-92

Lawrence (0-1)

1-8-25	H	L	11-22
--------	---	---	-------

LeMoyne (1-0)

11-10-07	H	W	73-57
----------	---	---	-------

Lewis (6-2)

1-17-15	A	L	23-26
2-10-15	H	W	69-21
1-11-22	H	L	20-24
1-13-23	H	W	20-7
1925	H	W	23-11
1926	H	W	21-18
2-4-74	H	W	91-78
12-2-75	H	W	98-67

Lombard (4-3)

1-14-15	A	L	20-21
2-19-15	H	W	52-23
1926	A	L	11-40
3-4-26	H	L	15-26
1-16-28	A	W	16-13
2-18-28	H	W	27-18
1929	A	W	14-12

Long Beach State (1-3)

12-15-70	H	L	81-84 (OT)
1-22-72	CS	L	58-79
12-30-78	A	L	73-84
1-8-79	H	W	95-86

Long Island (3-3)

3-22-39	N	L	33-44
12-27-69	A	W	69-64
2-20-71	H	W	67-61
2-14-75	A	L	75-84
2-14-76	H	L	71-76
12-13-84	H	W	89-82

Loras (16-6)

1918	L	17-37	
1-28-22	H	L	15-37
1922	A	L	5-33
1-24-24	A	L	22-29
2-7-24	H	L	16-26
12-29-33	H	W	30-17
2-13-34	A	W	29-21
2-13-35	A	L	27-29
12-18-36	H	W	41-18
12-15-38	H	W	56-24
1-18-55	H	W	96-80
1-21-61	H	W	110-53
12-8-71	H	W	92-54
12-4-72	H	W	79-65
12-3-73	H	W	82-65
12-2-74	H	W	94-77
12-4-75	H	W	88-48

12-4-76	H	W	83-51
11-26-77	H	W	79-71
11-25-78	H	W	133-69
12-1-79	H	W	81-61
11-28-80	H	W	113-64

Los Angeles State (1-0)

12-17-56	H	W	72-58
----------	---	---	-------

Louisiana-Lafayette (0-1)

12-28-02	N	L	77-88
----------	---	---	-------

Louisiana State (0-2)

12-6-82	A	L	80-97
11-28-84	A	L	96-102

Louisville (2-4)

1-26-52	CS	L	73-80
1-14-53	A	L	61-84
1-31-53	CS	L	72-76
2-26-55	CS	W	75-70
12-29-84	A	W	93-81
12-18-00	A	L	70-86

Loyola Academy (0-1)

2-7-14	H	L	23-47
--------	---	---	-------

Loyola (La.) (4-1)

2-3-60	A	L	64-66
12-21-60	H	W	78-66
1-23-62	A	W	96-73
1-5-63	H	W	88-53
12-9-06	H	W	76-42

Loyola (Md.) (1-0)

2-11-30	A	W	25-19
---------	---	---	-------

Loyola Marymount (3-4)

12-29-52	H	W	71-60
12-19-86	H	W	115-93
12-28-87	A	L	89-99
12-17-94	A	L	71-80
12-28-95	H	W	66-65
12-21-00	H	L	53-63
11-22-02	A	L	79-85

Luther (1-0)

11-26-05	H	W	70-55
----------	---	---	-------

McKale Knights of Columbus (1-0)

1-23-17	H	W	43-20
---------	---	---	-------

MacMurray (1-0)

1-9-73	A	L	77-82
--------	---	---	-------

Maine (1-1)

12-5-90	H	L	65-63
12-31-91	A	W	65-55

Manhattan (1-2)

2-5-40	C	L	30-31
2-20-54	CS	L	81-82
2-27-60	CS	W	82-80

Marquette (35-46)

2-7-25	H	L	17-18
2-15-25	A	L	20-31
1-13-26	H	W	26-16
2-18-26	A	L	18-19
12-21-27	A	W	20-9
1-9-28	H	W	27-12
1-11-47	A	W	55-50
2-26-47	H	W	62-52
1-24-48	H	W	70-64
2-17-48	H	W	60-58

1-18-49	H	W	56-41
1-29-49	A	W	75-59
12-12-49	H	W	76-48
1-11-50	A	W	59-56
2-17-51	H	W	67-61
2-23-51	A	W	55-54
1-5-52	A	W	66-65
2-21-52	H	W	74-55
1-3-53	A	L	58-66
2-23-53	H	L	75-82 (OT)
1-11-54	A	L	63-69
2-22-54	A	L	82-88
1-10-55	H	L	77-92
1-15-55	A	L	67-80
1-14-56	A	L	59-68
2-25-56	CS	L	73-80
1-5-57	A	W	71-69
2-23-57	CS	W	81-79
1-4-58	A	L	61-64
1-25-58	CS	W	63-58
1-5-59	A	L	59-70
2-7-59	CS	L	60-90
1-2-60	A	L	60-63
2-13-60	CS	L	66-79
1-4-61	A	L	71-83
2-14-61	CS	W	82-78
1-9-62	A	L	60-63
2-24-62	CS	W	98-84
1-8-63	A	W	87-68
2-12-63	CS	W	92-90 (OT)
1-8-64	A	W	96-80
2-22-64	CS	W	99-81
12-26-64	CS	W	83-71
1-6-65	A	L	69-71 (OT)
1-5-66	A	W	87-65
2-5-66	CS	W	85-84
2-30-66	CS	W	85-72
2-8-67	A	L	80-81
1-26-68	CS	W	79-71
2-7-68	A	L	57-71
1-7-69	A	L	64-65
1-24-69	CS	L	56-61
1-6-70	A	L	78-85
1-31-70	CS	W	76-72
1-5-71	A	L	63-78
1-29-71	CS	L	52-87
1-19-72	A	L	70-80
1-29-72	CS	L	67-69
1-9-73	A	L	77-82
1-27-73	CS	L	54-84
1-26-74	CS	L	54-71
2-16-74	A	L	43-69
1-31-76	H	L	59-85
2-9-77	A	L	71-81
1-28-78	H	W	68-64
2-17-79	A	L	63-75
2-7-80	H	L	84-90
2-24-81	A	L	62-63
1-2-82	H	L	69-81
2-15-83	A	L	85-97
3-2-84	H	W	79-75
12-4-84	A	L	67-74
1-5-86	H	L	70-72
1-21-87	H	W	84-68
2-3-88	A	W	76-69
2-28-89	A	W	91-83 (OT)
12-5-89	A	L	69-75 (OT)
2-17-90	H	L	48-68

all-time opponents

1-19-91	A	L	36-82	3-6-76	H	W	87-71	12-15-65	A	W	108-85	1-9-46	H	W	58-31
2-17-91	H	L	70-75 (OT)	12-10-79	H	W	97-66	1-29-75	A	L	72-82	2-24-66	H	W	112-49
11-17-01	A	L	70-80	1-19-95	H	L	81-90	Missouri-Rolla (1-0)			North Dakota (12-1)				
Marshall (6-2)				2-16-95	A	L	56-74	1-8-72	H	W	93-69	12-17-28	H	W	18-13
2-15-62	A	W	88-80	1-25-96	H	L	70-76	Missouri-St. Louis (1-1)			12-17-28	H	W	33-10	
1-3-63	H	W	103-58	2-26-96	A	L	58-61	2-12-74	H	W	104-73	1-3-30	H	W	23-9
2-29-64	H	W	117-63	2-1-97	A	W	78-60	Missouri State (1-0)			12-19-38	N	W	50-32	
1-13-65	A	W	98-90	2-22-97	H	W	71-56	12-1-64	H	W	87-83	12-5-53	H	W	90-85
1-24-66	H	W	92-68	1-17-98	A	W	63-57	Missouri Western (0-1)			12-27-55	H	W	88-73	
1-21-67	A	L	81-97	2-12-98	H	W	71-67	1-31-73	H	L	83-84	12-20-56	H	W	89-72
2-13-68	H	W	109-93	1-12-99	H	L	59-78	Monmouth (1-0)			12-10-60	H	W	91-72	
1-21-69	A	L	76-78	2-11-99	A	W	76-68 (OT)	2-25-33	A	W	35-17	12-11-61	H	W	96-73
Maryland-Baltimore County (1-0)				1-15-00	A	L	58-92	Montana State (3-0)			12-3-62	H	W	110-56	
1-5-91	H	W	82-77	2-10-00	H	W	79-77	12-31-29	H	W	38-28	12-2-63	H	W	92-54
Maryland-Eastern Shore (1-0)				1-14-01	H	L	93-94 (20T)	12-26-31	H	W	33-24	12-19-64	H	W	73-57
12-8-01	H	W	79-54	2-8-01	A	L	65-67	12-28-59	H	W	85-73	12-14-66	A	L	92-93
Memphis (3-1)				1-10-02	A	W	91-87	Morehead State (2-2)			North Dakota State (5-1)				
2-8-58	CS	W	79-76 (OT)	2-4-02	H	L	70-80	1946-47	A	L	59-60	12-28-26	H	W	17-9
1-20-62	H	W	100-76	12-21-02	A	L	80-100	1-4-64	H	W	127-85	12-6-54	H	W	90-75
12-28-62	N	W	94-82	2-1-03	H	L	91-92	12-1-93	A	L	85-90	12-6-56	H	W	94-61
1-20-64	A	L	65-83	1-10-04	H	L	87-97	12-23-93	H	W	74-71	12-16-64	H	W	84-83
Mercer (0-1)				1-8-05	A	L	56-73	Morgan State (3-0)			12-5-66	H	W	103-79	
12-31-25	H	L	27-34	2-10-05	H	L	67-74	12-14-91	H	W	105-55	Northeast Missouri State (1-0)			
Miami, Ohio (1-4)				3-5-05	A	L	76-94	11-27-93	H	W	78-76	12-4-65	H	W	120-77
2-18-47	A	W	72-57	1-11-06	A	L	75-78	12-28-93	A	W	74-70	Northern Illinois (16-16)			
2-18-56	CS	L	73-75	1-30-06	H	L	57-68	Murray State (1-0)			1-20-26	H	W	26-25	
2-6-65	CS	L	74-79	3-4-06	A	L	66-80	3-10-64	N	W	101-91	2-10-26	A	L	0-2 (forfeit)
1-10-94	A	L	47-70	1-6-07	H	W	87-74	Naval Armory (2-0)			12-18-44	A	L	24-65	
12-28-94	H	L	60-71	2-14-07	A	W	66-56	1-14-46	A	W	69-41	3-1-45	H	L	31-81
Michigan (1-2)				12-8-07	H	W	73-68 (OT)	2-27-46	H	W	60-46	3-1-75	H	W	79-67
12-28-53	A	L	58-89	2-28-08	A	L	53-68	Navy Pier (4-0)			12-22-75	A	L	69-75	
3-13-64	N	L	80-84	3-4-08	A	W	57-51	2-1-43	A	W	38-33	12-18-76	H	W	61-59
2-1-69	CS	W	112-100	1-3-09	H	L	66-80	2-8-43	H	W	46-38	12-7-77	A	W	57-55
Michigan Normal (0-1)				1-28-09	A	L	58-72	2-8-46	A	W	69-33	12-16-78	H	L	73-84
Michigan State (2-8)				3-3-09	A	L	68-77	Nebraska (1-1)			12-23-78	N	W	89-88	
1-20-28	H	W	23-21	12-5-09	A	W	69-64	12-26-36	H	W	53-35	12-15-79	A	W	67-65
2-14-31	A	L	16-24	2-25-10	H	L	61-63	2-19-38	A	L	38-39	12-20-80	N	L	65-68 (OT)
2-3-34	A	L	15-36	Minnesota (3-15)			12-3-49	A	L	51-55	12-7-81	H	W	97-75	
2-24-34	H	L	20-22	12-3-49	A	L	51-55	12-9-50	A	L	51-66	12-27-82	A	W	90-73
12-24-34	H	L	19-26	12-9-50	A	L	51-66	12-22-56	A	L	61-84	1-6-88	N	L	78-80
1-10-36	A	L	20-32	12-22-56	A	L	61-84	12-22-64	A	L	75-89	2-18-89	H	W	100-94
1-2-39	H	W	46-44	12-31-65	CS	W	82-69	12-31-65	CS	W	82-69	1-22-90	A	L	56-60
1-1-40	H	L	22-30	1-3-67	A	W	87-63	1-3-67	A	W	87-63	1-29-92	H	L	56-62
12-9-00	H	L	71-103	12-14-68	CS	L	71-76	12-14-68	CS	L	71-76	2-10-93	A	L	79-89
12-17-02	A	L	54-80	1-26-70	A	L	73-85	1-26-70	A	L	73-85	2-10-94	H	W	76-62
Middle Tennessee State (1-0)				12-10-70	CS	L	62-82	12-10-70	CS	L	62-82	1-14-95	A	L	65-90
12-14-64	H	W	117-85	1-4-72	A	L	59-84	1-4-72	A	L	59-84	2-11-95	H	L	65-74
Millikin (6-0)				12-16-72	H	L	81-87	12-16-72	H	L	81-87	3-3-95	N	L	57-62
1929		W	37-23	12-13-73	A	L	54-58 (OT)	12-13-73	A	L	54-58 (OT)	1-4-96	A	L	63-65 (OT)
1-2-31	H	W	27-19	12-18-74	H	L	53-66	12-18-74	H	L	53-66	2-3-96	H	W	72-68
12-17-31	A	W	30-14	12-9-75	A	L	55-68	12-9-75	A	L	55-68	1-8-97	H	W	70-47
2-2-32	H	W	29-26	11-30-77	H	W	70-66	11-30-77	H	W	70-66	2-6-97	A	L	64-74
12-19-32	A	W	31-24	12-2-78	A	L	90-95 (20T)	12-2-78	A	L	90-95 (20T)	11-24-01	H	W	75-63
12-21-38	H	W	67-31	12-5-80	A	L	83-100	12-5-80	A	L	83-100	11-27-02	A	L	67-69
Milwaukee (19-25)				12-4-81	H	L	60-61	12-4-81	H	L	60-61	11-20-04	H	W	63-56
2-8-24	A	L	24-25	Mississippi (1-2)			1-1-34	H	L	18-23	12-15-07	H	W	76-72 (OT)	
2-15-27	A	W	35-34	1-1-34	H	L	18-23	1-4-37	H	W	56-28	12-20-08	A	W	72-62
12-16-27	H	W	48-24	12-22-78	N	L	75-83	12-22-78	N	L	75-83	Northern Iowa (1-5)			
11-29-46	H	W	78-41	Mississippi State (1-0)			3-15-63	N	W	61-51	12-3-94	H	L	61-68	
12-4-47	A	W	55-38	12-21-59	H	L	62-71	Missouri (2-2)			12-18-95	A	L	72-82	
12-10-62	H	W	107-47	12-14-60	A	W	68-62	12-21-59	H	L	62-71	12-4-04	H	L	73-80
Missouri-Rolla (1-0)				Missouri State (1-0)			12-30-86	A	L	85-97	12-3-05	A	L	56-72	
1-8-72	H	W	93-69	Missouri State (1-0)			12-30-86	A	L	85-97	12-16-06	H	W	76-67	
Missouri-St. Louis (1-1)				Missouri State (1-0)			North Carolina (1-2)			12-1-07	A	L	50-61		
2-12-74	H	W	104-73	Missouri State (1-0)			2-12-30	A	W	26-25	North Carolina (1-5)				
Missouri State (1-0)				Missouri State (1-0)			2-14-59	CS	L	57-76	11-30-85	H	L	84-95	
12-1-64	H	W	87-83	Missouri State (1-0)			12-12-04	A	L	60-109	12-3-85	H	L	84-95	
Missouri Western (0-1)				Missouri State (1-0)			North Carolina (1-2)			Niagara (1-0)					
1-31-73	H	L	83-84	Missouri State (1-0)			2-24-37	A	W	48-42	North Carolina (1-2)				
Monmouth (1-0)				Missouri State (1-0)			North Carolina (1-2)			North Carolina (1-2)					
2-25-33	A	W	35-17	Missouri State (1-0)			2-12-30	A	W	26-25	2-12-30	A	W	26-25	
Montana State (3-0)				Missouri State (1-0)			2-14-59	CS	L	57-76	2-12-30	A	W	26-25	
12-31-29	H	W	38-28	Missouri State (1-0)			12-12-04	A	L	60-109	North Carolina (1-2)				
12-26-31	H	W	33-24	Missouri State (1-0)			North Carolina (1-2)			North Carolina (1-2)					
12-28-59	H	W	85-73	Missouri State (1-0)			North Carolina (1-2)			North Carolina (1-2)					
Morehead State (2-2)				Missouri State (1-0)			North Carolina (1-2)			North Carolina (1-2)					
1946-47	A	L	59-60	Missouri State (1-0)			North Carolina (1-2)			North Carolina (1-2)					
1-4-64	H	W	127-85	Missouri State (1-0)			North Carolina (1-2)			North Carolina (1-2)					
12-1-93	A	L	85-90	Missouri State (1-0)			North Carolina (1-2)			North Carolina (1-2)					
12-23-93	H	W	74-71	Missouri State (1-0)			North Carolina (1-2)			North Carolina (1-2)					
Morgan State (3-0)				Missouri State (1-0)			North Carolina (1-2)			North Carolina (1-2)					
12-14-91	H	W	105-55	Missouri State (1-0)			North Carolina (1-2)			North Carolina (1-2)					
11-27-93	H	W	78-76	Missouri State (1-0)			North Carolina (1-2)			North Carolina (1-2)					
12-28-93	A	W	74-70	Missouri State (1-0)			North Carolina (1-2)			North Carolina (1-2)					
Murray State (1-0)				Missouri State (1-0)			North Carolina (1-2)			North Carolina (1-2)					
3-10-64	N	W	101-91	Missouri State (1-0)			North Carolina (1-2)			North Carolina (1-2)					
Naval Armory (2-0)				Missouri State (1-0)			North Carolina (1-2)			North Carolina (1-2)					
1-14-46	A	W	69-41	Missouri State (1-0)			North Carolina (1-2)			North Carolina (1-2)					
2-27-46	H	W	60-46	Missouri State (1-0)			North Carolina (1-2)			North Carolina (1-2)					
Navy Pier (4-0)				Missouri State (1-0)			North Carolina (1-2)			North Carolina (1-2)					
2-1-43	A	W	38-33	Missouri State (1-0)			North Carolina (1-2)			North Carolina (1-2)					
2-8-43	H	W	46-38	Missouri State (1-0)			North Carolina (1-2)			North Carolina (1-2)					
2-4-46	H	W	50-38	Missouri State (1-0)			North Carolina (1-2)			North Carolina (1-2)					
2-8-46	A	W	69-33	Missouri State (1-0)			North Carolina (1-2)			North Carolina (1-2)					
Nebraska (1-1)				Missouri State (1-0)			North Carolina (1-2)			North Carolina (1-2)					
12-26-36	H	W	53-35	Missouri State (1-0)			North Carolina (1-2)			North Carolina (1-2)					
2-19-38	A	L	38-39	Missouri State (1-0)			North Carolina (1-2)			North Carolina (1-2)					
Nebraska Wesleyan (3-0)				Missouri State (1-0)			North Carolina (1-2)			North Carolina (1-2)					
11-30-68	H	W	122-92	Missouri State (1-0)			North Carolina (1-2)			North Carolina (1-2)					
12-6-71	H	W	101-75	Missouri State (1-0)			North Carolina (1-2)			North Carolina (1-2)					
12-11-74	H														

Northwestern (8-11)

12-28-63	N	W	88-82
2-10-73	CS	L	78-97
12-31-77	A	W	81-78
12-19-81	A	W	75-71
12-18-82	H	L	56-64
12-3-83	A	W	72-70
12-1-84	H	W	73-67
12-4-85	A	L	76-82
12-17-87	H	L	47-57
12-10-88	A	L	81-97
12-30-88	N	L	81-94
12-9-89	H	L	65-85
12-15-90	A	W	85-77
12-21-91	H	W	88-73
12-19-92	A	L	73-79
12-11-93	H	L	52-76
11-28-94	A	W	70-69
12-30-95	H	L	78-81 (20T)
12-21-96	A	L	57-64

Northwestern Dental (1-0)

1-11-21	W	30-21
---------	---	-------

Notre Dame (2-29)

1-12-24	A	L	23-24
1-16-24	A	L	16-21
1-31-25	A	L	21-40
3-7-25	H	L	11-19
2-7-50	A	L	41-56
2-14-50	H	L	60-67
1-9-51	A	L	67-78
12-17-51	A	L	57-77
12-17-52	A	L	45-53
12-17-53	A	L	65-81
2-27-54	H	L	65-71
12-13-54	A	L	76-89
2-5-55	H	L	83-91
12-7-55	A	L	84-85 (OT)
2-4-56	H	W	71-65
1-12-57	A	L	76-90
2-9-57	H	L	64-96
12-17-57	A	L	63-82
1-17-59	A	L	61-88
12-18-59	A	L	45-67
2-23-77	A	L	86-111
3-6-78	A	L	68-83
2-5-79	A	L	66-84
12-7-85	A	L	58-71
2-27-92	A	L	67-76
12-4-92	H	L	50-52
1-24-94	A	W	70-58
3-3-94	H	L	64-66
2-28-95	A	L	63-93
12-30-96	H	L	62-70
11-22-00	A	L	68-107

Notre Dame Dental (1-0)

1921	W	31-21
------	---	-------

Notre Dame Frosh (1-0)

3-2-23	W	26-18
--------	---	-------

Oakland (1-1)

12-29-98	A	L	80-81
1-3-00	H	W	69-60

Ohio (11-10)

12-20-54	H	L	70-72
12-18-61	H	W	77-69

1-30-62	A	W	93-75
1-21-63	A	W	80-72
2-27-63	H	W	114-94
3-3-64	H	W	103-87
2-22-65	A	L	76-84
12-11-65	CS	W	96-78
2-21-67	A	W	73-70
1-30-68	H	W	109-68
2-17-69	A	L	92-103
2-25-70	A	L	70-93
2-8-71	H	L	72-77
2-22-72	A	L	76-84
12-18-72	H	L	88-95
1-7-74	A	L	65-76
12-30-74	H	L	63-75
2-2-76	A	W	86-82 (OT)
2-7-77	H	W	74-73
2-1-78	A	L	80-86
2-12-79	H	W	104-75

Ohio State (0-4)

12-10-55	CS	L	72-90
12-19-60	CS	L	65-90
12-16-61	A	L	72-92
11-11-06	A	L	75-87

Ohio Wesleyan (3-0)

12-23-50	H	W	86-60
12-19-57	H	W	89-66
12-20-63	H	W	91-47

Oklahoma (0-2)

12-8-84	A	L	82-115
12-5-87	A	L	73-123

Oklahoma City (11-3)

12-20-68	N	W	93-82
1-12-80	H	W	109-103
1-24-81	H	W	92-86
2-9-81	A	L	99-118
3-5-81	N	L	71-73 (OT)
1-11-82	H	W	76-58
2-8-82	A	L	78-91
1982-83	A	W	71-57
1982-83	H	W	86-53
1983-84	H	W	81-64
1983-84	A	W	102-89
1-26-85	A	W	80-65
2-23-85	H	W	99-84
3-7-85	N	W	100-85

Oklahoma State (4-8)

12-21-39	H	L	24-29
2-1-47	CS	W	34-31
1-31-48	CS	L	35-43
12-6-49	A	L	40-48
1-30-50	H	W	41-31
1-26-57	CS	L	58-68
12-6-65	H	L	89-106

Omaha (5-1)

1-11-40	H	L	39-41
3-1-41	H	W	42-32
1-2-42	A	W	42-26
2-23-42	H	W	48-29
2-21-57	H	W	91-69
12-4-57	H	W	86-46

Oral Roberts (14-10)

1-17-74	CS	L	90-105
1-26-80	H	W	103-74

3-2-80	N	L	93-103
1-21-81	H	W	102-93 (OT)
2-7-81	A	L	68-80
1-9-82	H	W	88-77
2-6-82	A	L	76-79
1-15-83	A	W	83-67
2-15-83	H	W	90-76
1-30-84	H	L	82-87
2-27-84	A	W	82-76
1-28-85	A	W	97-92
2-25-85	H	W	86-77
3-9-85	A	W	89-83
2-3-86	A	L	64-69
2-17-86	H	W	86-76
2-27-86	N	W	76-70
2-2-87	H	W	73-70
2-16-87	A	W	83-82
12-2-87	H	W	108-93
2-6-88	A	L	75-82
2-4-89	H	L	96-101 (OT)
12-15-03	H	L	78-80
12-01-04	A	L	44-48

Oregon (1-0)

12-27-49	H	W	70-53
----------	---	---	-------

Oregon State (1-0)

12-31-27	H	W	31-19
----------	---	---	-------

Pennsylvania (2-0)

12-4-82	H	W	86-78
1983-84	A	W	91-76

Portland (4-1)

12-10-68	H	W	95-77
1-7-91	A	L	80-91
1-11-92	H	W	76-63
12-8-98	A	W	78-74
12-17-99	H	W	74-67

Princeton (1-0)

11-10-06	N	W	68-57
----------	---	---	-------

Providence (0-2)

2-4-57	A	L	63-85
1-19-04	A	L	59-89

Puerto Rico (0-1)

1-10-46	H	L	44-47
---------	---	---	-------

Puerto Rico-Mayaguez (1-0)

12-22-97	A	W	76-55
----------	---	---	-------

Purdue (3-9)

1-30-30	A	L	20-25 (OT)
12-20-37	H	L	41-55
12-21-41	H	L	35-50
1-3-49	A	W	42-33
12-12-53	A	L	70-82
12-14-55	H	L	68-69
12-28-91	H	W	87-79
12-12-92	A	L	70-84
12-11-05	H	W	80-65
12-5-06	A	L	62-78
11-24-07	A	L	53-84
11-18-08	A	L	46-78

Quigley Seminary (0-1)

1-14-21	A	L	14-15
---------	---	---	-------

Regis (0-1)

2-14-55	A	L	68-71
---------	---	---	-------

Rice (0-1)

12-29-39	H	L	41-55
----------	---	---	-------

Rider (2-0)

1-16-42	H	W	58-27
11-30-89	H	W	69-61

Ripon (15-0)

1-6-34	H	W	45-23
12-15-34	H	W	37-28
12-21-35	H	W	49-36
12-21-36	H	W	45-17
1-6-41	H	W	43-34
12-1-47	H	W	79-28
11-26-49	H	W	67-42
11-25-50	H	W	73-54
11-24-51	H	W	97-59
11-29-52	H	W	86-68
11-28-53	H	W	74-39
12-11-54	H	W	96-55
12-3-55	H	W	85-53
12-1-56	H	W	77-58
12-2-57	H	W	90-73

Robert Morris (Ill.) (2-0)

12-7-96	H	W	105-86
11-15-97	H	W	106-84

Rockhurst (0-1)

11-14-08	H	L	79-86
----------	---	---	-------

Rose Polytech (1-1)

2-2-24	H	W	24-14
1924	A	L	12-20

Rutgers (1-0)

12-29-79	N	W	98-87
----------	---	---	-------

Sacramento State (0-1)

1-5-95	H	L	56-68
--------	---	---	-------

St. Ambrose (6-3)

1929	H	W	28-11
12-21-32	H	W	16-15
2-9-33	A	W	30-28
12-20-33	H	W	24-22
2-12-34	A	L	28-29
12-22-34	H	L	16-22
2-14-35	A	L	25-35
2-13-46	H	W	64-45
11-28-09	H	W	81-42

St. Bede (2-0)

1-14-16	H	W	50-11
1-14-21	A	W	44-18

St. Bonaventure (3-2)

2-23-37	A	W	36-23
1-22-49	A	W	48-34
2-4-50	A	L	51-55
2-3-51	A	W	58-50
2-2-52	A	L	48-79

St. Francis (Ill.) (1-0)

12-28-09	H	W	63-46
----------	---	---	-------

St. Francis (N.Y.) (0-1)

2-20-37	A	L	39-41 (OT)
---------	---	---	------------

St. Francis (Pa.) (0-1)

2-13-54	A	L	70-86
---------	---	---	-------

St. Jariath AAU (1-0)

2-2-16	A	W	54-26
--------	---	---	-------

all-time opponents

St. John's (Minn.) (10-0)

2-12-66	H	W	106-77
12-11-67	H	W	119-85
12-4-68	H	W	90-63
12-1-69	H	W	92-65
12-1-70	H	W	68-56
12-2-71	H	W	95-70
12-1-72	H	W	85-51
11-30-73	H	W	77-56
11-30-74	H	W	75-58
11-30-76	H	W	69-53

St. John's (N.Y.) (7-8)

3-20-39	N	W	51-46 (OT)
3-12-40	N	L	27-43
12-14-46	A	L	43-58
12-9-47	A	W	61-43
1-8-48	A	W	58-55
1-10-52	A	W	68-64
1-10-53	A	L	56-75
1-31-59	CS	W	95-85 (2OT)
1-30-60	CS	L	59-74
2-7-61	A	L	74-98
1-27-62	CS	W	92-82
2-18-63	A	W	70-47
2-8-64	A	L	69-71
2-1-65	H	L	87-92
11-25-08	A	L	54-73

St. John's (Ohio) (2-0)

3-12-26	A	W	31-16
1-7-33	A	W	35-15

St. Joseph (Ind.) (3-3)

1-15-16	H	W	72-5
1-20-23	A	L	13-30
2-3-23	H	W	22-12
2-9-24	H	W	28-9
3-1-24	A	L	15-36
1943	H	L	30-33

St. Joseph (N.M.) (1-0)

12-21-65	H	W	109-91
----------	---	---	--------

Saint Louis (24-22)

1922		L	8-32
1-17-25	H	L	11-23
1926	H	W	18-17
2-4-26	H	L	17-30
2-10-27	H	W	33-6
3-5-27	A	W	19-11
1-14-28	A	W	26-21
2-4-28	H	W	23-22
1929	A	W	28-26 (OT)
1929	H	W	21-20
2-10-34	A	L	23-24
3-5-34	H	W	29-26 (OT)
2-16-35	A	L	32-40
3-1-35	H	L	34-41
1-18-36	A	L	18-19
2-7-36	H	W	46-31
1-12-37	H	W	47-21
1-25-43	H	W	45-35
2-16-43	A	L	39-44
2-24-64	H	W	79-66
12-31-64	CS	L	57-90
12-16-65	A	W	74-73
2-13-67	H	W	88-83
12-29-71	A	L	62-87
1-22-83	H	W	73-62

2-19-83	A	W	66-62
1-23-84	A	W	79-76
2-20-84	H	W	75-64
1-21-85	H	W	85-73
2-18-85	A	W	52-43
1-27-86	H	W	69-60
2-24-86	A	L	70-79
1-26-87	A	W	76-67 (OT)
2-23-87	H	L	68-70
1-30-88	H	L	78-80
3-2-88	A	L	76-82
1-26-89	A	L	61-74
2-23-89	H	L	56-67
1-27-90	A	L	53-62
3-1-90	H	L	86-102 (OT)
3-8-90	N	W	67-58
1-24-91	H	W	102-71
2-21-91	A	L	73-98
3-8-91	N	L	78-89
11-29-06	H	L	64-67
12-19-07	A	L	43-60

St. Mary's (Calif.) (3-1)

12-6-72	H	W	92-88
12-28-00	H	W	84-79
12-18-01	A	W	72-70
12-29-03	A	L	62-84

St. Mary's (Orchard Lake, Minn.) (1-1)

1-12-27	A	L	22-23
2-13-28	A	W	26-16

St. Mary's (Winona, Minn.) (7-1)

2-21-25	A	L	28-36
1-11-26	H	W	21-9
2-26-26	A	W	21-12
2-8-27	H	W	40-4
2-22-27	A	W	39-14
12-9-69	H	W	81-77
1-3-77	H	W	87-74
12-29-07	H	W	89-45

St. Michael's (1-0)

1-9-57	H	W	86-75
--------	---	---	-------

St. Norbert (5-1)

11-29-47	H	W	90-50
2-19-62	H	W	105-52
12-11-72	H	W	91-79
11-6-73	H	W	95-77
12-13-75	H	L	71-80
11-27-76	H	W	91-66

St. Peter's (2-1)

2-6-58	A	L	63-92
11-26-96	A	W	71-50
12-28-97	H	W	66-59

St. Thomas (6-1)

1-18-26	H	W	14-10
1-22-27	H	W	27-6
2-21-27	A	L	16-23
1-14-31	H	W	27-8
2-9-39	H	W	58-36
12-27-52	H	W	75-44
12-6-69	H	W	81-60

St. Viator (5-6)

1-28-15		W	20-19
2-17-17	A	L	9-29
1921		L	18-28
1-10-24	A	W	16-13

2-20-24	H	L	16-19
1-21-25	A	L	15-25
2-24-25	H	L	12-27
2-17-26	H	W	24-20
1-18-27	H	W	14-13
3-4-27	A	L	23-28
2-21-38	H	W	37-9

San Diego (1-1)

12-20-05	A	L	57-90
11-20-06	H	W	69-55

San Francisco (2-3)

3-19-49	N	L	47-48
12-15-56	CS	L	48-67
12-16-67	N	W	89-84
12-18-71	N	L	73-87
12-12-09	H	W	66-63

Santa Clara (4-1)

1-4-39	H	W	33-31
12-29-41	A	W	57-52 (OT)
12-14-56	CS	W	76-67
1-26-63	CS	W	92-72
12-15-67	N	L	88-91

Scranton (0-1)

2-18-41	A	L	44-46
---------	---	---	-------

Seattle (1-1)

12-27-58	CS	L	49-70
12-22-62	CS	W	93-83

Seton Hall (1-3)

2-23-52	CS	W	76-73
2-21-53	CS	L	49-52
2-5-54	A	L	60-72
2-11-56	A	L	67-75

Siena (1-0)

2-26-48	A	W	42-41
---------	---	---	-------

South Carolina (0-2)

12-17-85	A	L	66-71
12-6-86	H	L	71-74

South Dakota (4-1)

2-21-38	A	L	39-40
12-5-55	H	W	74-68
12-5-61	H	W	104-63
12-15-62	H	W	105-58
12-16-63	H	W	112-68

South Dakota State (5-0)

1-10-30	H	W	37-11
12-22-54	H	W	81-73
1-3-56	H	W	77-63
12-10-57	H	W	84-58
12-3-66	H	W	119-58

Southern California (0-1)

1-30-71	CS	L	73-97
---------	----	---	-------

Southern Illinois (2-0)

1-27-81	H	W	93-59
12-18-81	N	W	68-57

SIU Edwardsville (3-0)

2-24-75	H	W	67-53
12-22-08	H	W	89-65
12-20-09	A	W	79-61

Southern Methodist (4-2)

12-26-38	N	W	44-31
12-25-39	C	L	34-38

12-6-46	A	W	59-49
12-26-46	H	L	53-62
12-27-71	N	W	102-78
3-16-85	N	W	70-57

Southern Mississippi (0-1)

12-21-97	N	L	66-79
----------	---	---	-------

Stephen F. Austin (1-1)

11-21-99	H	W	78-58
11-19-00	A	L	60-64

Syracuse (2-2)

12-13-47	A	W	59-37
1-9-50	A	W	71-59
12-29-73	N	L	59-78
11-29-86	A	L	66-87

Temple (2-1)

2-5-41	C	L	40-45
3-17-62	N	W	75-64
12-30-63	N	W	74-65

Tennessee-Chattanooga (2-0)

12-21-88	H	W	95-88
12-18-89	A	W	61-59

Tennessee Tech (3-1)

3-11-63	N	W	111-42
12-23-97	N	W	74-64
11-27-00	H	W	76-73
11-27-01	A	L	76-87

Texas A&M (0-2)

12-28-79	N	L	69-70
12-27-89	N	L	61-64

Texas A&M-Corpus Christi (2-0)

11-29-01	H	W	86-66
12-3-02	A	W	94-77

Texas Christian (5-0)

12-21-45	H	W	37-36
12-7-46	A	W	47-41
12-9-46	A	W	45-39
12-28-46	H	W	61-55
12-23-47	H	W	67-35

Texas-El Paso (0-3)

12-28-67	CS	L	70-76
12-28-68	H	L	70-97
12-17-71	H	L	54-77


Toledo (12-16)

2-27-37	A	L	39-40
2-10-38	H	W	47-34
3-5-38	A	L	32-39
3-6-39	A	W	51-38
3-10-39	H	W	50-46
1-24-42	CS	L	37-41
2-25-42	A	L	50-59
1-28-43	H	W	45-44
2-13-43	A	L	30-57
12-16-46	A	W	60-57 (OT)
2-11-47	H	W	73-60
1-26-48	H	L	39-43
2-14-48	A	W	51-43
12-18-48	A	L	44-45
1-15-49	H	W	56-44
1-21-50	CS	L	42-50
1-24-59	CS	L	78-80
12-29-70	N	L	81-83 (OT)

12-8-73	H	L	77-84	2-24-07	H	L	51-52	Vaughan Hospital (1-0)			1-18-47	A	W	64-51	
2-26-75	A	L	42-79	3-2-07	N	W	66-62	12-10-45	H	W	51-39	1-14-48	H	L	67-69 (20T)
12-15-75	H	W	78-75	1-12-08	A	L	68-78 (20T)	Villanova (3-0)			2-28-48	A	W	55-53	
12-20-76	A	L	59-79	2-9-08	H	L	55-60	1-9-39	N	W	51-32	2-21-49	A	W	66-44
12-17-77	H	L	65-67 (OT)	3-7-08	N	L	49-60	2-19-41	A	W	38-31	3-2-49	H	W	63-31
12-27-78	A	L	59-60	12-6-08	A	L	69-83	2-2-49	H	W	75-43	2-16-50	H	W	85-71
12-16-80	H	L	76-80	2-27-09	H	L	58-62	Virginia (0-1)			2-28-50	A	W	61-57	
12-15-81	A	W	79-70	1-15-10	A	W	55-50	12-28-85	N	L	70-71	1-24-51	H	W	50-48
12-18-84	H	W	78-66	2-13-10	H	W	80-63	Washington (Mo.) (15-3)			2-14-51	A	L	53-60	
12-21-85	A	W	92-76	UMKC (3-1)				12-21-31	H	W	29-19	12-19-51	H	L	66-73 (OT)
Trinity (1-0)				12-10-02	H	W	86-75	12-15-41	H	W	45-27	2-12-52	A	W	61-58
11-27-95	H	W	102-81	12-2-03	A	W	83-75 (OT)	12-19-41	A	L	36-40	12-22-52	H	W	68-54
Tulane (0-1)				12-22-07	A	L	66-77	1-13-54	A	W	60-59	2-16-53	A	L	54-58
12-19-46	H	L	52-67	12-13-08	H	W	52-47	2-17-54	H	L	55-59	12-21-53	H	L	68-80
Tulsa (2-0)				Utah (2-0)				2-2-55	H	W	70-64	2-9-54	A	W	79-56
1-21-48	H	W	51-32	1-6-38	H	W	53-28	1-16-56	A	L	63-71	2-8-55	A	L	84-88
12-18-65	CS	W	100-72	1-2-50	H	W	58-52	1-14-57	H	W	69-50	2-19-55	CS	W	99-75
UCLA (2-9)				Valparaiso (32-11)				2-18-58	A	W	63-50	12-21-55	A	L	52-89
12-26-41	A	W	53-45	1922		L	11-33	2-18-59	H	W	81-69	2-15-56	H	W	68-62
2-18-61	CS	L	82-87	1922		L	15-28	1-26-60	A	W	74-69	12-31-56	H	W	57-55
1-30-65	CS	L	72-85	1-17-23	H	L	12-23	2-27-61	H	W	105-77	2-27-57	A	W	88-66
1-28-66	CS	W	102-96 (OT)	2-7-23	A	L	23-36	2-26-62	A	W	103-80	1-22-58	H	W	86-58
1-28-67	CS	L	67-82	1-16-26	H	W	32-21	1-31-63	H	W	118-58	2-12-58	A	W	68-61
1-25-69	CS	L	65-84	2-12-26	H	W	25-16	1-7-67	A	W	91-69	1-3-59	H	W	113-91
1-17-70	CS	L	72-94	1929	H	W	40-21	3-2-68	H	W	117-75	2-11-59	A	W	86-81
1-22-71	CS	L	62-87	12-15-37	H	W	49-32	1-4-69	H	W	80-68	2-10-60	H	W	95-82
1-28-72	CS	L	64-92	2-6-47	A	W	59-46	3-6-70	A	W	77-74	2-22-60	A	L	64-76
1-25-73	CS	L	73-87	1-7-48	A	W	70-59	Wayne State (8-0)			1-7-61	A	L	80-87	
12-6-74	A	L	64-81	2-12-48	H	W	62-47	1-11-32	A	W	36-30	2-21-61	H	L	99-107
UIC (15-29)				2-5-49	A	W	63-41	1-23-32	H	W	33-19	12-13-61	A	W	87-85 (OT)
1986	H	W	104-101	2-16-49	H	W	81-47	1-6-33	A	W	30-19	2-7-62	H	W	102-79
11-28-87	H	W	83-73	12-16-50	H	W	61-53	2-18-33	H	W	30-16	12-17-62	H	W	123-102
1-7-88	A	W	77-67	2-18-50	A	W	62-38	12-6-51	H	W	92-73	1-10-63	A	W	107-69
11-29-88	A	L	84-97	3-6-50	H	W	70-63	12-1-59	H	W	89-59	12-12-63	A	W	105-102
12-7-89	H	L	54-70	3-6-51	A	W	69-67	12-5-60	H	W	118-76	1-29-64	H	W	101-64
12-19-90	A	L	65-75	2-19-52	A	W	63-59	12-9-61	H	W	93-43	12-29-64	H	W	87-79
3-5-92	H	W	95-91 (OT)	3-4-52	H	W	75-61	Western Illinois (2-1)			2-17-65	A	W	94-81	
1-3-94	A	L	90-104	2-2-70	A	W	85-67	12-8-65	H	W	116-57	1-12-66	A	W	117-86
1-7-95	A	L	69-87	2-17-71	H	L	60-71	12-8-04	A	L	51-65	2-14-66	H	W	107-75
2-2-95	H	L	78-82	12-14-71	H	W	64-60	12-6-05	H	W	73-63	1-11-67	H	L	68-73
1-22-96	A	L	64-95	1-13-73	A	L	79-98	Western Kentucky (0-2)			2-15-67	A	W	85-84 (OT)	
2-19-96	H	W	89-85	1-28-74	A	W	77-61	2-19-47	A	L	59-60	1-3-68	A	W	97-76
2-3-97	H	L	64-87	2-3-75	H	L	60-69	3-7-66	N	L	86-105	2-28-68	H	W	85-73
2-19-97	A	L	50-53	1-26-76	A	W	81-62	Western Michigan (54-40)			1-2-69	H	W	83-68	
1-24-98	H	L	55-61	1-24-77	H	W	78-65	1-11-25	H	L	12-20	2-4-69	A	L	92-115
2-21-98	A	L	58-74	1-14-78	A	L	65-70	2-20-25	A	L	18-19	1-3-70	H	L	66-79
1-23-99	A	L	56-71	1-25-78	H	W	90-65	1929	H	W	33-31	2-10-70	A	L	93-94
2-20-99	H	W	64-57	2-28-79	A	W	96-80	1929	A	W	32-20	1-2-71	H	L	66-90
1-22-00	H	W	86-80 (OT)	1-21-80	A	W	80-65	12-20-30	H	L	22-25	2-2-71	A	L	71-96
2-19-00	A	L	72-81	2-20-80	H	W	101-87	2-12-31	A	L	28-34	12-22-71	A	W	74-72
1-20-01	A	L	63-83	12-13-80	H	W	87-73	1-8-32	A	L	18-29	2-1-72	H	W	83-77
2-17-01	H	L	56-66	11-30-81	A	W	84-59	2-12-32	H	W	32-23	1-22-73	H	W	81-71
1-17-02	H	W	76-65	12-13-82	A	W	69-58	1-14-33	H	W	38-27	2-13-73	A	L	80-92
2-16-02	A	L	63-76	12-7-02	H	W	80-62	1-21-33	A	L	22-34	1-9-74	A	L	58-64
3-5-02	N	L	75-76 (OT)	12-13-03	A	W	76-69	1-13-34	A	L	15-24	2-26-74	H	W	68-64
1-22-03	A	L	77-81	1-26-08	A	W	65-63	3-2-34	H	L	19-32	1-11-75	A	L	63-81
2-27-03	H	L	65-66	2-20-08	H	W	68-61	1-19-35	H	L	33-42	2-5-75	H	L	56-76
1-8-04	A	L	59-77	1-17-09	H	W	71-56	2-22-35	A	L	28-57	1-14-76	A	L	77-79
1-26-04	H	L	57-64	2-13-09	A	L	47-71	1-4-36	H	L	22-44	2-4-76	H	L	73-80
1-6-05	H	L	58-64	1-23-10	H	L	67-86	2-14-36	A	L	28-49	2-2-77	A	W	67-63
2-17-05	A	W	91-85	2-17-10	A	L	73-84	2-15-41	A	W	57-40	2-16-77	H	W	84-76
3-4-05	N	W	87-81 (OT)	Vanderbilt (3-0)				2-12-42	A	W	62-58	12-14-77	A	W	77-66
1-15-06	H	W	75-61	12-31-26	H	W	31-7	1-13-43	A	W	39-38	2-6-78	H	W	75-52
2-11-06	A	W	71-68	12-28-29	H	W	33-16	2-19-43	H	L	57-58 (OT)	2-14-79	H	W	93-80
1-13-07	A	L	73-79	12-30-35	H	W	25-22				12-12-79	A	W	70-61	
											11-24-90	A	W	68-61	
											11-25-91	H	L	59-70	
											12-23-98	H	L	58-64	



Keith Gailes averaged a Loyola record 24.7 points per game over his three-year career.




Twice in his Loyola career, Jim Tillman was Loyola's top scorer.




Al Norville led the Ramblers with 18.0 points per game in 1957-58.

Year	Player	Pts.	Avg.
1946-47	Jack Kerris	420	14.5
1947-48	Jack Kerris	488	15.3
1948-49	Jack Kerris	469	15.1
1949-50	Ed Dawson	359	12.4
1950-51	Nick Kladis	454	15.7
1951-52	Nick Kladis	442	17.6
1952-53	Elwood Sigwards	300	13.0
1953-54	Bill Palka	295	12.8
1954-55	Art Schalk	381	15.8
1955-56	Jack Carpenter	309	12.8
1956-57	Paul Krucker	377	15.7
1957-58	Al Norville	434	18.0
1958-59	Clarence Red	487	20.3
1959-60	Clarence Red	371	16.9
1960-61	Jerry Harkness	520	22.6
1961-62	Jerry Harkness	567	21.0
1962-63	Jerry Harkness	662	21.4
1963-64	Ron Miller	612	21.9
1964-65	Jim Coleman	441	17.6
1965-66	Billy Smith	451	18.8
1966-67	Jim Tillman	569	24.7
1967-68	Jim Tillman	442	17.7
1968-69	Walter Robertson	520	22.6
1969-70	Walter Robertson	435	18.1
1970-71	LaRue Martin	412	18.7
1971-72	LaRue Martin	411	19.5
1972-73	Nate Hayes	507	22.0
1973-74	Tony Parker	445	17.1
1974-75	Ralph Vallot	472	18.8
1975-76	Ralph Vallot	551	21.2
1976-77	Tony Parker	337	17.7
1977-78	Andre Wakefield	459	17.0
1978-79	Larry Knight	580	21.5
1979-80	LeRoy Stampley	586	20.3
1980-81	Darius Clemons	612	21.9
1981-82	Wayne Sappleton	638	22.0
1982-83	Alfredrick Hughes	744	25.7
1983-84	Alfredrick Hughes	800	27.6
1984-85	Alfredrick Hughes	868	26.3
1985-86	Carl Golston	567	19.6
1986-87	Bernard Jackson	662	22.8
1987-88	Gerald Hayward	756	26.1
1988-89	Keith Gailes	607	22.5
1989-90	Keith Gailes	762	26.3
1990-91	Keith Gailes	657	25.3
1991-92	Keir Rogers	552	19.0
1992-93	Kerman Ali	362	14.1
1993-94	Vernell Brent	294	10.9
1994-95	Bernie Salthe	425	15.7
1995-96	Derek Molis	403	14.9
1996-97	Derek Molis	341	12.6
1997-98	Javan Goodman	504	16.8
1998-99	Javan Goodman	500	18.5
1999-00	Earl Brown	400	14.3
2000-01	David Bailey	483	17.3
2001-02	David Bailey	651	21.7
2002-03	David Bailey	552	18.4
2003-04	Paul McMillan	493	17.0
2004-05	Blake Schilb	536	17.9
2005-06	Blake Schilb	574	19.1
2006-07	Blake Schilb	528	17.0
2007-08	J.R. Blount	469	15.1
2008-09	J.R. Blount	450	14.1
2009-10	Terrance Hill	341	11.4


year-by-year rebounding



In 1986-87, Andre Moore corralled a team-best 12.4 boards per contest.



Javan Goodman led the team in rebounding in each of his four seasons as a Rambler.



Vic Rouse led Loyola with 12.3 rebounds per contest during the team's NCAA Championship season of 1962-63.

Year	Player	Pts.	Avg.
1953-54	Bill Palka	199	8.7
1954-55	Art Schalk	271	11.2
1955-56	Jack Carpenter	292	12.2
1956-57	Art McZier	325	13.5
1957-58	Art McZier	360	15.7
1958-59	Clarence Red	402	16.8
1959-60	Clarence Red	243	11.0
1960-61	Clarence Red	243	10.6
1961-62	Vic Rouse	294	11.3
1962-63	Vic Rouse	375	12.1
1963-64	Les Hunter	427	15.3
1964-65	Frank Perez	233	9.3
1965-66	Billy Smith	319	13.3
1966-67	Corky Bell	270	11.7
1967-68	Corky Bell	242	9.2
1968-69	Billy Moody	208	9.0
	Wade Fuller	206	9.0
1969-70	LaRue Martin	346	14.4
1970-71	LaRue Martin	387	17.6
1971-72	LaRue Martin	329	15.7
1972-73	Paul Cohen	317	13.8
1973-74	Paul Cohen	330	12.7
1974-75	Ralph Vallot	213	8.5
1975-76	Ralph Vallot	244	9.4
1976-77	John Hunter	240	9.2
1977-78	Larry Knight	343	12.7
1978-79	Larry Knight	386	14.3
1979-80	Kevin Sprewer	283	9.8
1980-81	Wayne Sappleton	374	13.4
1981-82	Wayne Sappleton	376	13.0
1982-83	Chris Rogers	269	9.3
1983-84	Alfredrick Hughes	237	8.2
1984-85	Andre Moore	300	10.3
1985-86	Andre Moore	268	9.9
1986-87	Andre Moore	360	12.4
1987-88	Kenny Miller	395	13.6
1988-89	Keith Gales	206	7.6
1989-90	Keir Rogers	249	8.6
1990-91	Eric Dolezal	179	6.2
1991-92	Keir Rogers	209	7.2
1992-93	Kerman Ali	174	6.4
1993-94	Marlon Burton	114	5.7
1994-95	Bernie Salthe	169	6.3
1995-96	Javan Goodman	214	7.9
1996-97	Javan Goodman	204	7.6
1997-98	Javan Goodman	252	8.4
1998-99	Javan Goodman	238	8.8
1999-00	Schin Kerr	140	5.0
2000-01	Schin Kerr	175	6.3
2001-02	Ryan Blankson	304	10.1
2002-03	Paul McMillan	279	9.0
2003-04	Paul McMillan	215	7.4
2004-05	Blake Schilb	164	5.5
2005-06	Leon Young	217	7.2
2006-07	Andy Polka	230	7.2
2007-08	Andy Polka	207	6.7
2008-09	Leon Young	99	5.0
2009-10	Andy Polka	267	8.9

Assists

(based on total assists, kept since 1977-78)

Year	Player	Total	Avg.
1977-78	Andre Wakefield	140	5.2
1978-79	Dan Bush	106	4.2
1979-80	Dan Bush	125	4.3
1980-81	Darius Clemons	218	7.8
1981-82	Darius Clemons	287	9.9
1982-83	n/a	n/a	n/a
1983-84	Carl Golston	168	5.8
1984-85	Carl Golston	305	9.2
1985-86	Carl Golston	176	6.1
1986-87	Keith Carter	146	5.0
1987-88	Keith Carter	165	5.7
1988-89	Keith Carter	157	5.6
1989-90	Don Sobczak	113	3.9
1990-91	Don Sobczak	119	4.1
1991-92	Don Sobczak	117	4.0
1992-93	Chris Wilburn	128	4.7
1993-94	Vemell Brent	157	5.8
1994-95	Chris Wilburn	119	4.4
1995-96	Theodis Owens	139	5.3
1996-97	Charles Smith	81	3.0
1997-98	Earl Brown	169	5.6
1998-99	Earl Brown	134	5.0
1999-00	David Bailey	114	4.1
2000-01	David Bailey	170	6.1
2001-02	David Bailey	138	4.6
2002-03	David Bailey	158	5.3
2003-04	Blake Schilb	68	2.5
2004-05	Blake Schilb	120	4.0
2005-06	Blake Schilb	118	3.9
2006-07	Blake Schilb	124	4.0
2007-08	J.R. Blount	82	2.6
2008-09	J.R. Blount	104	3.3
2009-10	Courtney Stanley	140	4.7

Steals

(based on total steals, kept since 1977-78)

Year	Player	Total	Avg.
1977-78	n/a	n/a	n/a
1978-79	n/a	n/a	n/a
1979-80	n/a	n/a	n/a
1980-81	Darius Clemons	63	2.3
1981-82	Darius Clemons	35	1.2
1982-83	n/a	n/a	n/a
1983-84	Alfredrick Hughes	49	1.7
1984-85	Andre Battle	64	1.9
1985-86	Bernard Jackson	46	2.2
1986-87	Bernard Jackson	42	1.4
1987-88	Keith Carter	33	1.1
1988-89	Keir Rogers	62	2.2
1989-90	Keir Rogers	85	2.9
1990-91	Hunter Atkins	54	2.2
1991-92	Keir Rogers	66	2.3
1992-93	Vemell Brent	74	2.8
1993-94	Vemell Brent	52	1.9
1994-95	Chris Wilburn	43	1.6
1995-96	Charles Smith	45	1.7
1996-97	Charles Smith	42	1.6
1997-98	Earl Brown	67	2.2
1998-99	Earl Brown	52	1.9
1999-00	Earl Brown	46	1.6
2000-01	David Bailey	41	1.5
2001-02	David Bailey	54	1.8
2002-03	David Bailey	49	1.6
2003-04	Louis Smith	41	1.4
2004-05	Blake Schilb	52	1.7
2005-06	Majak Kou	47	1.6
2006-07	Blake Schilb	41	1.3
2007-08	J.R. Blount	38	1.2
2008-09	Justin Cerasoli	66	2.1
2009-10	Courtney Stanley	29	0.9

Blocks

(based on total blocks)

Year	Player	Total	Avg.
1980-81	Wayne Sappleton	27	0.9
1981-82	Wayne Sappleton	36	1.2
	Chris Rogers	36	1.2
1982-83	n/a	n/a	n/a
1983-84	Greg Williams	12	0.4
1984-85	Andre Moore	66	2.3
1985-86	Andre Moore	44	1.6
1986-87	Andre Moore	66	2.3
1987-88	Kenny Miller	39	1.3
1988-89	Chris Funchess	10	0.4
	Keir Rogers	10	0.4
1989-90	Keir Rogers	21	0.7
1990-91	Kerman Ali	18	0.6
	Bernie Salthe	18	0.6
1991-92	Grant Moehring	13	0.4
1992-93	Bernie Salthe	18	0.7
1993-94	Bernie Salthe	51	1.9
1994-95	Bernie Salthe	61	2.3
1995-96	Javan Goodman	20	0.7
1996-97	Jaja Richards	38	1.4
1997-98	Javan Goodman	27	0.9
1998-99	Javan Goodman	22	0.8
1999-00	Brad Tice	24	0.9
2000-01	Corey Minnifield	23	0.9
2001-02	Jonathan Freeman	20	0.7
2002-03	Demetrius Williams	55	1.8
2003-04	Louis Smith	39	1.3
2004-05	Tyrelle Blair	50	1.7
2005-06	Majak Kou	45	1.5
2006-07	Majak Kou	26	0.8
2007-08	Tracy Robinson	25	0.8
2008-09	Darrin Williams	39	1.2
2009-10	Ben Averkamp	44	1.5

Field Goal Percentage

(minimum 100 attempts)

Year	Player	FG-FGA	Pct.
1959-60	Clarence Red	140-351	.399
1960-61	Jerry Harkness	185-372	.497
1961-62	Les Hunter	137-278	.493
1962-63	Les Hunter	206-389	.530
1963-64	Les Hunter	227-459	.496
1964-65	Billy Smith	91-186	.489
1965-66	Corky Bell	173-362	.478
1966-67	Jim Tillman	225-471	.478
1967-68	Jim Tillman	189-355	.532
1968-69	Bill Baumgartner	86-181	.475
1969-70	LaRue Martin	168-332	.506
1970-71	Bill Moody	73-174	.420
1971-72	Paul Cohen	62-138	.449
1972-73	Ernie Lewis	101-220	.459
1973-74	Tony Parker	199-400	.499
1974-75	Ralph Vallot	232-483	.480
1975-76	Tad Dufelmeier	128-268	.478
1976-77	Tony Parker	147-291	.505
1977-78	Rodney Callahan	120-248	.484
1978-79	Larry Knight	239-436	.548
1979-80	Kevin Sprewer	190-347	.548
1980-81	Wayne Sappleton	203-405	.501
1981-82	Wayne Sappleton	238-443	.537
1982-83	Calvin Young	104-202	.511
1983-84	Andre Battle	108-211	.512
1984-85	Andre Moore	139-260	.535
1985-86	Ivan Young	92-168	.548
1986-87	Gerald Hayward	90-164	.549
1987-88	Kenny Miller	172-289	.595
1988-89	Antowne Johnson	95-190	.500
1989-90	Keir Rogers	166-347	.478
1990-91	Kerman Ali	96-170	.565
1991-92	Kerman Ali	133-226	.588

year leaders

1992-93	Kerman Ali	133-245	.543
1993-94	Darrin Jenkins	105-188	.559
1994-95	Bernie Salthe	151-290	.521
1995-96	Donyale Bush	117-203	.576
1996-97	Jaja Richards	63-105	.600
1997-98	Donyale Bush	124-225	.551
1998-99	Javan Goodman	188-416	.452
1999-00	Silvije Turkovic	82-150	.547
2000-01	Ryan Blankson	65-126	.516
2001-02	Ryan Blankson	94-191	.492
2002-03	Demetrius Williams	109-189	.577
2003-04	Demetrius Williams	96-187	.513
2004-05	Blake Schilb	196-390	.503
2005-06	Leon Young	97-196	.495
2006-07	Leon Young	78-147	.531
2007-08	Leon Young	63-120	.525
2008-09	Darrin Williams	94-183	.514
2009-10	Ben Averkamp	76-150	.507

Free Throw Percentage


(minimum 50 attempts)

Year	Player	FT-FTA	Pct.
1959-60	Jim Mini	85-111	.766
1960-61	Jim Mini	89-108	.824
1961-62	Vic Rouse	85-109	.780
1962-63	John Egan	146-185	.789
1963-64	Jim Coleman	64-83	.771
1964-65	Jim Coleman	111-151	.735
1965-66	Billy Smith	143-193	.741
1966-67	Bill Baumgartner	64-71	.901
1967-68	Doug Wardlaw	42-55	.764
1968-69	Bill Baumgartner	47-62	.758
1969-70	Walter Robertson	83-112	.741
1970-71	Rich Ford	58-76	.763
1971-72	LaRue Martin	93-114	.815
1972-73	Nate Hayes	101-123	.829
1973-74	Tony Parker	47-69	.681
1974-75	Tony Parker	65-88	.739
1975-76	Tad Dufelmeier	71-80	.888
1976-77	Tad Dufelmeier	59-73	.808
1977-78	Rob Floyd	52-71	.732
1978-79	Tim Shaw	46-57	.807
1979-80	LeRoy Stampley	122-145	.841
1980-81	Darius Clemons	178-231	.771
1981-82	Wayne Sappleton	162-220	.736
1982-83	Gerry Mundt	46-57	.807
1983-84	Carl Golston	128-146	.877
1984-85	Carl Golston	114-143	.797
1985-86	Carl Golston	103-126	.817
1986-87	Keith Carter	69-90	.767
1987-88	Gerald Hayward	121-179	.676
1988-89	Chris Funchess	64-78	.821
1989-90	Keir Rogers	125-154	.812
1990-91	Keith Gailles	133-171	.778
1991-92	Grant Moehring	93-122	.762
1992-93	Kerman Ali	116-161	.720
1993-94	Joe Estes	40-54	.741
1994-95	Joe Estes	38-53	.717
1995-96	Theodis Owens	51-67	.761
1996-97	Donyale Bush	68-94	.723
1997-98	Earl Brown	86-111	.775
1998-99	Chris Williams	64-86	.744
1999-00	Chris Williams	61-73	.836
2000-01	David Bailey	106-146	.726
2001-02	Jonathan Freeman	45-58	.776
2002-03	David Bailey	137-168	.815
2003-04	Paul McMillan	108-148	.730
2004-05	Blake Schilb	91-111	.820
2005-06	Leon Young	118-141	.837
2006-07	Blake Schilb	117-137	.854
2007-08	Leon Young	85-111	.766
2008-09	Justin Cerasoli	47-50	.940
2009-10	Walt Gibler	121-156	.776

Three-Point Field Goal Percentage

(minimum 30 attempts)

Year	Player	3FG-FGA	Pct.
1986-87	Bryan Boyle	16-38	.421
1987-88	Gerald Hayward	39-111	.351
1988-89	Gerald Hayward	14-37	.378
1989-90	Brian Wolf	42-97	.433
1990-91	Hunter Atkins	50-125	.400
1991-92	Don Sobczak	29-58	.500
1992-93	Lamont Nelson	19-38	.500
1993-94	Lamont Nelson	23-53	.434
1994-95	Matt Jung	17-36	.436
1995-96	Joe Estes	15-40	.375
1996-97	Derek Molis	75-186	.403
1997-98	Mike Hare	40-93	.430
1998-99	Javan Goodman	45-112	.402
1999-00	Earl Brown	55-141	.390
2000-01	Terry Grant	15-41	.366
2001-02	Kevin Clancy	30-90	.333
2002-03	Vasilis Tsimpliaridis	17-41	.415
2003-04	Terrance Whithers	25-76	.329
2004-05	Majak Kou	48-128	.375
2005-06	Tracy Robinson	15-32	.469
2006-07	Tom Levin	14-31	.452
2007-08	Justin Cerasoli	25-72	.347
2008-09	Jordan Hicks	17-41	.415
2009-10	Geoff McCammon	50-117	.427



Majak Kou led Loyola in three-point field goal percentage in 2004-05.

**1. Alfredrick Hughes - 2,914**

Season	G	FGM	FGA	PCT	FTM	FTA	PCT	PTS	AVG
1981-82	29	216	538	.401	70	109	.642	502	17.3
1982-83	29	318	711	.447	108	188	.575	744	25.7
1983-84	29	326	655	.498	148	209	.708	800	27.6
1984-85	33	366	756	.484	136	195	.697	868	26.3
Totals	120	1226	2660	.461	462	701	.659	2914	24.3

**2. Keith Gailes - 2,025**


Season	G	FGM	FGA	PCT	FTM	FTA	PCT	PTS	AVG
1988-89	27	234	508	.461	115	152	.757	606	22.5
1989-90	29	272	646	.421	148	187	.791	762	26.3
1990-91	26	237	533	.445	133	171	.778	657	25.3
Totals	82	743	1687	.440	396	510	.776	2025	24.7

**3. David Bailey - 1,933**


Season	G	FGM	FGA	PCT	FTM	FTA	PCT	PTS	AVG
1999-00	28	77	204	.377	75	96	.781	247	8.8
2000-01	28	167	384	.435	106	146	.726	483	17.3
2001-02	30	224	519	.432	149	200	.745	651	21.7
2002-03	30	182	503	.362	137	168	.815	552	18.4
Totals	116	650	1610	.404	467	610	.766	1933	16.7

**4. Blake Schilb - 1,879**


Season	G	FGM	FGA	PCT	FTM	FTA	PCT	PTS	AVG
2003-04	27	93	201	.463	25	40	.625	241	8.9
2004-05	30	196	390	.503	91	111	.820	536	17.9
2005-06	30	192	412	.466	122	147	.830	574	19.1
2006-07	31	179	396	.452	117	137	.854	528	17.0
Totals	118	660	1399	.472	355	435	.816	1879	15.9

**5. Jerry Harkness - 1,749**


Season	G	FGM	FGA	PCT	FTM	FTA	PCT	PTS	AVG
1960-61	23	185	372	.497	150	198	.756	520	22.6
1961-62	27	202	438	.461	163	229	.712	567	21.0
1962-63	31	244	484	.504	174	240	.725	662	21.4
Totals	81	631	1294	.488	487	667	.730	1749	21.6

**6. Carl Golston - 1,625**

Season	G	FGM	FGA	PCT	FTM	FTA	PCT	PTS	AVG
1983-84	29	221	458	.483	128	146	.877	570	19.7
1984-85	33	187	396	.472	114	143	.797	488	14.8
1985-86	29	232	534	.434	103	126	.817	567	19.6
Totals	91	640	1388	.461	345	415	.831	1625	17.9

**7. Darius Clemons - 1,610**

Season	G	FGM	FGA	PCT	FTM	FTA	PCT	PTS	AVG
1978-79	26	71	146	.486	32	54	.593	174	6.7
1979-80	29	173	375	.461	105	145	.724	451	15.6
1980-81	28	217	468	.464	178	231	.771	612	21.9
1981-82	29	136	294	.462	101	140	.721	373	12.9
Totals	112	597	1283	.465	416	570	.730	1610	14.4


**8. Tony Parker - 1,605**

Season	G	FGM	FGA	PCT	FTM	FTA	PCT	PTS	AVG
1973-74	26	199	400	.499	47	69	.681	445	17.1
1974-75	25	188	420	.448	65	88	.739	441	17.6
1975-76	22	148	325	.455	86	130	.662	382	17.4
1976-77	19	147	291	.505	43	71	.605	337	17.7
Totals	92	682	1436	.475	241	358	.673	1605	17.4

**9. J.R. Blount - 1,603**


Season	G	FGM	FGA	PCT	FTM	FTA	PCT	PTS	AVG
2005-06	24	84	183	.459	91	131	.695	271	11.3
2006-07	32	127	311	.408	126	175	.720	413	12.9
2007-08	31	163	421	.387	116	162	.716	469	15.1
2008-09	32	160	417	.384	119	182	.654	450	14.1
Totals	119	534	1332	.401	452	650	.695	1603	13.5

1,000-point club




10. Javan Goodman - 1,564

Season	G	FGM	FGA	PCT	FTM	FTA	PCT	PTS	AVG
1995-96	27	106	210	.505	41	60	.683	264	9.8
1996-97	27	120	246	.488	46	69	.667	296	11.0
1997-98	30	200	431	.464	96	150	.640	504	16.8
1998-99	27	188	416	.452	79	121	.653	500	18.5
Totals	111	614	1303	.471	262	400	.655	1564	14.1



11. Jack Kerris - 1,556

Season	G	FGM	FGA	PCT	FTM	FTA	PCT	PTS	AVG
1945-46	n/a	n/a	n/a	n/a	n/a	n/a	n/a	179	n/a
1946-47	29	154	n/a	n/a	80	112	.714	420	14.5
1947-48	32	186	n/a	n/a	116	209	.555	488	15.3
1948-49	31	175	382	.458	119	206	.577	469	15.1
Totals	n/a	n/a	n/a	n/a	n/a	n/a	n/a	1556	n/a



12. Leslie Hunter - 1,472


Season	G	FGM	FGA	PCT	FTM	FTA	PCT	PTS	AVG
1961-62	27	137	278	.493	72	112	.643	346	12.8
1962-63	31	206	389	.530	114	156	.750	526	17.0
1963-64	28	227	459	.496	146	224	.652	600	21.4
Totals	86	570	1126	.506	332	492	.675	1472	17.1



13. Keir Rogers - 1,433


Season	G	FGM	FGA	PCT	FTM	FTA	PCT	PTS	AVG
1987-88	26	34	69	.493	10	17	.588	81	3.1
1988-89	28	116	257	.451	57	73	.781	300	10.7
1989-90	29	166	347	.478	125	154	.812	482	16.6
1990-91*	1	8	15	.533	2	3	.667	18	18.0
1991-92	29	201	361	.557	129	205	.629	552	19.0
Totals	113	525	1049	.500	323	452	.715	1433	12.7

*red-shirt season




14. Andre Battle - 1,432

Season	G	FGM	FGA	PCT	FTM	FTA	PCT	PTS	AVG
1981-82	24	89	198	.479	7	14	.500	185	7.7
1982-83	19	143	304	.470	55	74	.743	341	11.8
1983-84	14	108	211	.512	21	30	.700	237	16.9
1984-85	33	286	580	.493	97	130	.746	669	20.3
Totals	90	626	1293	.484	180	248	.726	1432	15.9



15. Andre Moore - 1,400

Season	G	FGM	FGA	PCT	FTM	FTA	PCT	PTS	AVG
1984-85	29	139	260	.535	42	56	.750	320	11.0
1985-86	27	201	381	.528	80	112	.714	482	17.9
1986-87	29	257	509	.505	84	123	.683	598	20.6
Totals	85	597	1150	.519	206	291	.708	1400	16.5




16. Wayne Sappleton - 1,373

Season	G	FGM	FGA	PCT	FTM	FTA	PCT	PTS	AVG
1978-79	7	3	9	.333	1	3	.333	7	1.0
1979-80	29	78	153	.510	40	58	.690	196	6.6
1980-81	28	203	405	.501	126	174	.724	532	19.0
1981-82	29	238	443	.537	162	220	.736	638	22.0
Totals	93	522	1010	.517	329	455	.723	1373	14.8




17. John Egan - 1,315

Season	G	FGM	FGA	PCT	FTM	FTA	PCT	PTS	AVG
1961-62	27	132	342	.386	106	138	.768	370	13.7
1962-63	31	140	388	.361	146	185	.789	426	13.7
1963-64	28	182	463	.393	155	211	.735	519	18.5
Totals	86	454	1193	.381	407	534	.762	1315	15.3




18. Ron Miller - 1,299

Season	G	FGM	FGA	PCT	FTM	FTA	PCT	PTS	AVG
1961-62	27	109	245	.445	58	77	.753	276	10.2
1962-63	31	170	419	.406	71	102	.696	411	13.3
1963-64	28	241	511	.472	130	169	.769	612	21.9
Totals	86	520	1175	.443	259	348	.744	1299	15.1



19. Walter Robertson - 1,297

Season	G	FGM	FGA	PCT	FTM	FTA	PCT	PTS	AVG
1967-68	25	135	281	.480	72	106	.679	342	13.7
1968-69	23	198	483	.410	124	169	.734	520	22.6
1969-70	24	176	446	.395	83	112	.741	435	18.1
Totals	72	509	1210	.421	279	387	.721	1297	18.0



20. Gerald Hayward - 1,264

Season	G	FGM	FGA	PCT	FTM	FTA	PCT	PTS	AVG
1985-86	14	24	56	.429	11	26	.423	59	4.2
1986-87	28	90	164	.549	45	71	.634	225	9.0
1987-88	29	298	633	.471	121	179	.676	756	26.1
1988-89	10	94	196	.480	14	37	.378	224	22.4
Totals	81	506	1049	.482	191	313	.610	1264	15.6




21. Majak Kou - 1,233

Season	G	FGM	FGA	PCT	FTM	FTA	PCT	PTS	AVG
2003-04	18	50	142	.352	15	24	.625	142	7.9
2004-05	29	108	244	.443	42	59	.712	306	10.6
2005-06	30	145	322	.450	43	61	.705	384	12.8
2006-07	31	149	321	.464	63	88	.716	401	12.9
Totals	108	452	1029	.449	163	232	.703	1233	11.4



22. LaRue Martin - 1,222


Season	G	FGM	FGA	PCT	FTM	FTA	PCT	PTS	AVG
1969-70	24	168	332	.506	63	100	.630	399	16.6
1970-71	22	166	406	.408	80	127	.630	412	18.7
1971-72	21	159	359	.443	93	114	.815	411	19.5
Totals	67	493	1097	.449	236	341	.692	1222	18.2



23. Keith Carter - 1,176

Season	G	FGM	FGA	PCT	FTM	FTA	PCT	PTS	AVG
1984-85*	4	0	4	.000	5	8	.625	5	1.3
1985-86	16	9	30	.300	17	26	.654	35	2.2
1986-87	29	132	312	.423	69	90	.767	378	13.0
1987-88	29	119	361	.330	55	82	.671	328	11.3
1988-89	29	158	410	.385	88	127	.693	435	15.0
Totals	107	418	1117	.374	234	333	.703	1176	11.0

*red-shirt season




24. Vic Rouse - 1,169

Season	G	FGM	FGA	PCT	FTM	FTA	PCT	PTS	AVG
1961-62	26	137	351	.390	85	109	.780	359	13.8
1962-63	31	169	418	.404	81	111	.730	419	13.5
1963-64	25	160	332	.482	71	115	.617	391	15.6
Totals	82	466	1101	.423	237	335	.707	1169	14.3



25. Jim Tillman - 1,168

Season	G	FGM	FGA	PCT	FTM	FTA	PCT	PTS	AVG
1965-66	25	68	145	.469	21	42	.500	157	6.3
1966-67	23	225	471	.478	119	173	.688	569	24.7
1967-68	25	189	355	.532	64	91	.703	442	17.7
Totals	73	482	971	.496	204	306	.667	1168	16.0



26. Corky Bell - 1,148


Season	G	FGM	FGA	PCT	FTM	FTA	PCT	PTS	AVG
1965-66	25	173	362	.478	70	95	.737	416	16.6
1966-67	23	149	316	.472	74	106	.698	372	16.2
1967-68	25	141	280	.504	78	110	.709	360	14.4
Totals	73	463	958	.483	222	311	.714	1148	15.7



27. Kerman Ali - 1,142

Season	G	FGM	FGA	PCT	FTM	FTA	PCT	PTS	AVG
1990-91	29	96	170	.565	52	82	.634	244	8.4
1991-92	26	133	226	.588	50	85	.588	316	12.2
1992-93	27	133	245	.543	116	161	.720	362	13.4
1993-94	13	78	150	.520	61	84	.726	220	16.9
Totals	95	440	791	.556	279	412	.677	1142	12.0

1,000-point club




28. Bernard Jackson - 1,136

Season	G	FGM	FGA	PCT	FTM	FTA	PCT	PTS	AVG
1985-86	29	203	412	.493	68	93	.731	474	16.3
1986-87	29	242	531	.456	141	186	.758	662	22.8
Totals	58	445	943	.472	209	279	.749	1136	19.6



29. Clarence Red - 1,106

Season	G	FGM	FGA	PCT	FTM	FTA	PCT	PTS	AVG
1958-59	24	190	412	.461	107	158	.677	487	20.3
1959-60	22	140	351	.399	91	119	.765	371	16.9
1960-61	23	95	214	.443	58	84	.690	248	10.8
Totals	69	425	977	.435	256	361	.709	1106	16.0



30. Earl Brown - 1,076

Season	G	FGM	FGA	PCT	FTM	FTA	PCT	PTS	AVG
1996-97	21	35	104	.337	34	38	.895	112	5.3
1997-98	30	101	283	.357	88	113	.779	310	10.3
1998-99	27	100	230	.435	37	52	.712	254	9.4
1999-00	28	147	325	.452	51	63	.810	400	14.3
Totals	106	383	942	.407	210	266	.788	1076	10.2




31. Nick Kladis - 1,046

Season	G	FGM	FGA	PCT	FTM	FTA	PCT	PTS	AVG
1949-50	28	57	n/a	n/a	36	63	.571	150	5.4
1950-51	29	167	538	.310	120	190	.631	454	15.7
1951-52	25	167	466	.358	108	161	.670	442	17.7
Totals	82	391	n/a	n/a	264	414	.638	1046	12.8




32. Eric Dolezal - 1,046

Season	G	FGM	FGA	PCT	FTM	FTA	PCT	PTS	AVG
1990-91	29	135	281	.480	74	119	.622	361	12.4
1991-92	29	125	256	.488	85	128	.664	346	11.9
1992-93	27	138	292	.473	54	94	.574	339	12.6
Totals	85	398	829	.480	213	341	.625	1046	12.3



33. Wade Fuller - 1,040

Season	G	FGM	FGA	PCT	FTM	FTA	PCT	PTS	AVG
1967-68	25	120	253	.474	39	59	.661	279	11.2
1968-69	23	171	391	.438	47	77	.610	389	16.9
1969-70	24	165	416	.397	42	86	.488	372	15.5
Totals	72	456	1060	.430	128	222	.577	1040	14.4



34. Jim Coleman - 1,026

Season	G	FGM	FGA	PCT	FTM	FTA	PCT	PTS	AVG
1963-64	27	69	152	.454	64	83	.771	202	7.5
1964-65	25	165	357	.462	111	151	.735	441	17.6
1965-66	24	154	329	.468	75	109	.688	383	16.0
Totals	76	388	838	.463	250	343	.729	1026	13.5



35. Ralph Vallot - 1,023

Season	G	FGM	FGA	PCT	FTM	FTA	PCT	PTS	AVG
1974-75	25	232	483	.480	8	17	.471	472	18.8
1975-76	26	254	533	.477	43	61	.705	551	21.2
Totals	51	486	1016	.478	51	78	.654	1023	20.1



36. Ed Earle - 1,018

Season	G	FGM	FGA	PCT	FTM	FTA	PCT	PTS	AVG
1946-47	26	60	n/a	n/a	30	55	.545	150	5.8
1947-48	34	124	n/a	n/a	47	86	.547	295	8.7
1948-49	29	112	311	.360	50	69	.724	274	9.4
1949-50	30	108	n/a	n/a	83	130	.638	299	10.0
Totals	119	404	n/a	n/a	210	340	.618	1018	8.6




37. Paul Sheedy - 1,000


Season	G	FGM	FGA	PCT	FTM	FTA	PCT	PTS	AVG
1956-57	24	84	244	.344	78	136	.573	246	10.2
1957-58	24	128	288	.444	56	95	.589	312	13.0
1958-59	24	172	422	.408	98	144	.681	442	18.4
Totals	72	384	954	.403	232	375	.619	1000	13.9

**1. LaRue Martin - 1,062**


Season	G	Reb.	Avg.
1969-70	24	346	14.4
1970-71	22	387	17.6
1971-72	21	329	15.7
Totals	67	1,062	15.9

**2. Leslie Hunter - 1,017**


Season	G	Reb.	Avg.
1961-62	27	236	8.7
1962-63	31	354	11.4
1963-64	28	427	15.3
Totals	86	1,017	11.8

**3. Vic Rouse - 982**


Season	G	Reb.	Avg.
1961-62	26	294	11.3
1962-63	31	375	12.1
1963-64	25	313	12.5
Totals	82	982	12.0

**4. Alfredrick Hughes - 982**


Season	G	Reb.	Avg.
1981-82	29	177	6.1
1982-83	29	254	8.8
1983-84	29	237	8.2
1984-85	33	314	9.5
Totals	120	982	8.2

**5. Wayne Sappleton - 977**


Season	G	Reb.	Avg.
1978-79	7	8	1.1
1979-80	29	219	7.6
1980-81	28	374	13.4
1981-82	29	376	13.0
Totals	93	977	10.5

**6. Andre Moore - 928**


Season	G	Reb.	Avg.
1984-85	29	300	10.3
1985-86	27	268	9.9
1986-87	29	360	12.4
Totals	85	928	10.9

**7. Javan Goodman - 908**

Season	G	Reb.	Avg.
1995-96	27	214	7.9
1996-97	27	204	7.6
1997-98	30	252	8.4
1998-99	27	238	8.8
Totals	111	908	8.2

**8. Clarence Red - 888**

Season	G	Reb.	Avg.
1958-59	24	402	16.8
1959-60	22	243	11.0
1960-61	23	243	10.6
Totals	69	888	12.9

**9. Art McZier - 841**

Season	G	Reb.	Avg.
1955-56	23	156	6.8
1956-57	24	325	13.5
1957-58	23	360	15.7
Totals	70	841	12.0

500-rebound club




10. Andy Polka - 765

Season	G	Reb.	Avg.
2006-07	32	230	7.2
2007-08	31	207	6.7
2008-09	11	61	5.5
2009-10	30	267	8.9
Totals	104	765	7.4




11. Paul Cohen - 764

Season	G	Reb.	Avg.
1971-72	22	117	5.3
1972-73	23	317	13.8
1973-74	26	330	12.7
Totals	71	764	10.8



12. Corky Bell - 738

Season	G	Reb.	Avg.
1965-66	25	226	9.0
1966-67	23	270	11.7
1967-68	25	242	9.7
Totals	73	738	10.1




13. Larry Knight - 729

Season	G	Reb.	Avg.
1977-78	27	343	12.7
1978-79	27	386	14.3
Totals	54	729	13.5




14. Keir Rogers - 700

Season	G	Reb.	Avg.
1987-88	26	49	1.9
1988-89	28	189	6.8
1989-90	29	249	8.6
1990-91	1	4	4.0
1991-92	29	209	7.2
Totals	113	700	6.2




15. Houston Lloyd - 681

Season	G	Reb.	Avg.
1975-76	26	223	8.6
1976-77	26	226	8.7
1977-78	27	232	8.6
Totals	79	681	8.6




16. Jerry Harkness - 668

Season	G	Reb.	Avg.
1960-61	23	198	8.6
1961-62	27	234	8.7
1962-63	31	236	7.6
Totals	81	668	8.2




17. Tony Parker - 636

Season	G	Reb.	Avg.
1973-74	26	197	7.6
1974-75	25	162	6.5
1975-76	22	165	7.5
1976-77	19	112	5.9
Totals	92	636	6.9



18. Kevin Sprewer - 636


Season	G	Reb.	Avg.
1978-79	27	211	7.8
1979-80	29	283	9.8
1980-81	12	142	11.8
Totals	68	636	9.4

**19. Jim DeWulf - 608**

Season	G	Reb.	Avg.
1955-56	23	250	10.9
1956-57	24	290	12.1
1957-58	18	68	3.7
Totals	65	608	9.4

**20. Blake Schillb - 600**

Season	G	Reb.	Avg.
2003-04	27	119	4.4
2004-05	30	164	5.5
2005-06	30	156	5.2
2006-07	31	161	5.2
Totals	118	600	5.1

**21. Wade Fuller - 588**

Season	G	Reb.	Avg.
1967-68	25	164	6.6
1968-69	23	206	9.0
1969-70	24	218	9.1
Totals	72	588	8.2

**22. Kerman Ali - 569**

Season	G	Reb.	Avg.
1990-91	29	165	5.7
1991-92	26	160	6.2
1992-93	27	174	6.4
1993-94	13	70	5.4
Totals	95	569	6.0

**23. Donyale Bush - 568**

Season	G	Reb.	Avg.
1995-96	26	161	6.2
1996-97	27	181	6.7
1997-98	30	226	7.5
Totals	83	568	6.8

**24. Jim Tillman - 564**


Season	G	Reb.	Avg.
1965-66	25	102	4.1
1966-67	23	260	11.3
1967-68	25	202	8.1
Totals	73	564	7.7

**25. Leon Young - 562**


Season	G	Reb.	Avg.
2005-06	30	217	7.2
2006-07	26	145	5.6
2007-08	20	101	5.1
2008-09	20	99	5.0
Totals	96	562	5.9

**26. Al Norville - 550**

Season	G	Reb.	Avg.
1956-57	24	239	10.0
1957-58	24	192	8.0
1958-59	14	119	8.5
Totals	62	550	8.9

**27. Ron Miller - 545**

Season	G	Reb.	Avg.
1961-62	27	118	4.4
1962-63	31	166	5.4
1963-64	28	261	9.3
Totals	86	545	6.3

**28. Jack Carpenter - 529**

Season	G	Reb.	Avg.
1954-55	24	237	9.9
1955-56	24	292	12.2
Totals	48	529	11.0

single-season records

Points


1. 868 Alfredrick Hughes (1984-85)
2. 800 Alfredrick Hughes (1983-84)
3. 762 Keith Gailles (1989-90)
4. 756 Gerald Hayward (1987-88)
5. 744 Alfredrick Hughes (1982-83)
6. 669 Andre Battle (1984-85)
7. 662 Jerry Harkness (1962-63)
Bernard Jackson (1986-87)
9. 657 Keith Gailles (1990-91)
10. 651 David Bailey (2001-02)

Scoring Average

1. 27.6 Alfredrick Hughes (1983-84)
2. 26.3 Alfredrick Hughes (1984-85)
Keith Gailles (1989-90)
4. 26.1 Gerald Hayward (1987-88)
5. 25.7 Alfredrick Hughes (1982-83)
6. 25.3 Keith Gailles (1990-91)
7. 24.7 Jim Tillman (1966-67)
8. 22.8 Bernard Jackson (1986-87)
9. 22.6 Walter Robertson (1968-69)
10. 22.5 Keith Gailles (1988-89)

Rebounds

1. 427 Les Hunter (1963-64)
2. 402 Clarence Red (1958-59)
3. 395 Kenny Miller (1987-88)
4. 387 LaRue Martin (1970-71)
5. 376 Wayne Sappleton (1981-82)
6. 375 Vic Rouse (1962-63)
7. 374 Wayne Sappleton (1980-81)
8. 360 Art McZier (1957-58)
Andre Moore (1986-87)
10. 346 LaRue Martin (1969-70)



Carl Golston handed out 305 assists during Loyola's NCAA Sweet Sixteen season in 1984-85.

Assists

1. 305 Carl Golston (1984-85)
2. 287 Darius Clemons (1981-82)
3. 218 Darius Clemons (1980-81)
4. 176 Carl Golston (1985-86)
5. 170 David Bailey (2000-01)
6. 169 Earl Brown (1997-98)
7. 168 Carl Golston (1983-84)
8. 165 Keith Carter (1987-88)
9. 158 David Bailey (2002-03)
10. 157 Keith Carter (1988-89)

Steals

1. 85 Keir Rogers (1989-90)
2. 74 Vemell Brent (1992-93)
3. 67 Earl Brown (1997-98)
4. 66 Keir Rogers (1991-92)
Justin Cerasoli (2008-09)
6. 64 Andre Battle (1984-85)
7. 63 Darius Clemons (1980-81)
Calvin Young (1981-82)
9. 54 Hunter Atkins (1990-91)
David Bailey (2001-02)

Blocked Shots

1. 66 Andre Moore (1984-85)
Andre Moore (1986-87)
3. 61 Bernie Salthe (1994-95)
4. 55 Demetrius Williams (2002-03)
5. 51 Bernie Salthe (1993-94)
6. 50 Tyrelle Blair (2004-05)
7. 45 Majak Kou (2005-06)
8. 44 Andre Moore (1985-86)
9. 44 Ben Averkamp (2009-10)
10. 39 Kenny Miller (1987-88)
Louis Smith (2003-04)
Darrin Williams (2008-09)

Three-Point Field Goals Made


1. 75 Derek Molis (1996-97)
2. 71 Derek Molis (1995-96)
3. 70 Keith Gailles (1989-90)
4. 68 Blake Schilb (2005-06)
5. 55 Earl Brown (1999-2000)
6. 54 Chris Funchess (1988-89)
David Bailey (2001-02)
8. 53 Blake Schilb (2004-05)
53 Blake Schilb (2006-07)
10. 51 David Bailey (2002-03)
51 Majak Kou (2005-06)

Three-Point Field Goals Attempted

1. 212 Keith Gailles (1989-90)
2. 190 Derek Molis (1995-96)
3. 188 David Bailey (2002-03)
4. 186 Derek Molis (1996-97)
5. 180 David Bailey (2001-02)
180 Blake Schilb (2005-06)
7. 153 Chris Funchess (1988-89)
8. 150 Majak Kou (2005-06)
9. 149 Blake Schilb (2006-07)
10. 145 Keith Gailles (1990-91)

Three-Point Field Goal Percentage (min. 50 3FGA)

1. .500 (29-58) Don Sobczak (1991-92)
2. .434 (23-53) Lamont Nelson (1993-94)
3. .433 (42-97) Brian Wolf (1989-90)
4. .430 (43-90) Mike Hare (1997-98)
5. .427 (50-117) Geoff McCammon (2009-10)
6. .423 (44-104) Marcus Thomas (2009-10)
7. .420 (21-50) Keir Rogers (1991-92)
8. .413 (45-109) Keith Carter (1986-87)
9. .403 (75-286) Derek Molis (1996-97)
.403 (25-62) Chris Logan (2005-06)



Keir Rogers registered a Loyola record with 85 steals in 1989-90.

THREE-POINT FIELD GOALS MADE

1.	204	Blake Schilb (2003-07)
2.	166	David Bailey (1999-2003)
	166	Majak Kou (2003-07)
4.	146	Derek Molis (1995-97)
5.	144	Keith Gales (1988-91)
6.	111	Keith Carter (1984-89)
7.	100	Earl Brown (1996-2000)
8.	88	Marcus Thomas (2008-10)
9.	85	Theodis Owens (1994-96)
10	.83	Chris Wilburn (1991-95)
	83	J.R. Blount (2005-09)

THREE-POINT FIELD GOALS ATTEMPTED


1.	571	Blake Schilb (2003-07)
2.	562	David Bailey (1999-2003)
3.	493	Majak Kou (2003-07)
4.	423	Keith Gales (1988-91)
5.	376	Derek Molis (1995-97)
6.	332	Keith Carter (1984-89)
7.	322	Earl Brown (1996-2000)
8.	302	J.R. Blount (2005-09)
9.	285	Chris Wilburn (1991-95)
10	.259	Theodis Owens (1994-96)

STEALS

1.	227	Keir Rogers (1987-92)
2.	184	Earl Brown (1996-2000)
3.	172	David Bailey (1999-2003)
4.	159	Blake Schilb (2003-07)
5.	143	Greg Williams (1981-85)
		Chris Wilburn (1991-95)
7.	142	Majak Kou (2003-07)
8.	140	Alfredrick Hughes (1981-85)
9.	136	Keith Gales (1988-91)
10.	135	Eric Dolezal (1990-93)

ASSISTS (kept since 1977)


1.	703	Darius Clemons (1978-79)
2.	649	Carl Golston (1983-86)
3.	580	David Bailey (1999-2003)
4.	483	Keith Carter (1984-89)
5.	448	Earl Brown (1996-2000)
6.	420	Blake Schilb (2003-07)
7.	359	Don Sobczak (1988-92)
8.	352	Chris Wilburn (1991-95)
9.	349	Greg Williams (1981-85)
10.	313	J.R. Blount (2005-09)



Darius Clemons owns the Loyola all-time record for assists with 703.



Blake Schilb holds the Loyola career record for three-point field goals made (204) and attempted (571).



Earl Brown ranks among Loyola's career leaders in three-point field goals, steals and assists.


individual scoring records

PTS	PLAYER	OPPONENT	SITE	DATE
47	Alfredrick Hughes *	vs. Detroit	Alumni Hall	2/9/85
46	Paul Sheedy #	vs. John Carroll	Alumni Gym	2/28/59
44	Keith Gales	at Dayton	University of Dayton Arena	3/9/90
44	Keith Gales	vs. Dayton	Rosemont Horizon	1/10/91
43	Alfredrick Hughes	at New Orleans	Lakefront Arena	3/1/85
42	Alfredrick Hughes	vs. DePaul	Rosemont Horizon	2/15/84
42	David Bailey	vs. Texas A&M-Corpus Christi	Gentile Center	11/29/01
42	J.R. Blount	vs. Rockhurst	Gentile Center	11/14/08
41	Jim Tillman+	vs. Marquette	Chicago Stadium	12/30/66
41	Keith Gales	vs. Oral Roberts	Amphitheatre	2/4/89
40	Al Norville	vs. Western Michigan	Alumni Gym	1/22/58
40	Jim Tillman	vs. Wichita State	Chicago Stadium	2/18/67
40	Gerald Hayward	at Xavier	Cincinnati Gardens	1/16/88
40	Gerald Hayward	at Arkansas-Little Rock	Barton Coliseum	2/8/88
40	Keith Gales	vs. Northern Illinois	Amphitheatre	2/18/89
39	Jim Tillman	at Bowling Green	Anderson Arena	2/17/69
39	Gerald Hayward	vs. Dayton	Amphitheatre	2/20/88
39	Keith Gales	vs. Dayton	Rosemont Horizon	2/8/90
39	Blake Schilb	vs. UIC	U.S. Cellular Arena	3/4/05
38	Billy Smith	vs. Wichita State	Chicago Stadium	1/29/65
38	Jim Tillman	at North Dakota	Grand Forks	12/14/66
38	Gerald Hayward	at Detroit	Calihan Hall	3/5/88
37	Les Hunter	vs. Indiana	Chicago Stadium	12/31/63
37	LaRue Martin	vs. St. John's (Minn.)	Alumni Gym	12/2/71
37	Nate Hayes	vs. Missouri Western	Chicago Stadium	1/31/73
37	Larry Knight	vs. DePaul	McGaw Hall	3/5/79
37	Darius Clemons	at Evansville	Roberts Stadium	3/1/80
37	Alfredrick Hughes	vs. Oklahoma City	UIC Pavilion	1/28/84
37	Alfredrick Hughes	vs. Oral Roberts	UIC Pavilion	1/30/84
37	Alfredrick Hughes	at Evansville	Roberts Stadium	2/16/85
37	Alfredrick Hughes	vs. Oklahoma City	Alumni Hall	2/23/85
37	Keith Gales	at Xavier	Cincinnati Gardens	1/8/90

+ record for center

*record for forward


#record for guard



Paul Sheedy scored 46 of Loyola's 127 points in a victory against John Carroll in 1959.



Alfredrick Hughes set a Loyola single-game scoring record with 47 points versus Detroit in 1985.



David Bailey tossed in 42 points versus Texas A&M-Corpus Christi in 2001.

Team Records**Points**

106	vs.	Robert Morris (11/15/97)
105	vs.	Robert Morris (12/7/96)
99	vs.	Evansville (11/21/05)
96	vs.	John Carroll (11/17/06)
93	vs.	Milwaukee (1/14/01)
92	vs.	Youngstown State (2/4/10)
91	vs.	Wright State (1/23/97)
91	vs.	Belmont (1/18/01)
91	vs.	Milwaukee (2/1/03)
90	vs.	Central Michigan (12/23/03)

Fewest Points Allowed

41	vs.	Detroit (2/18/09)
42	vs.	Loyola New Orleans (12/9/06)
42	vs.	St. Ambrose (11/28/09)
45	vs.	Green Bay (1/30/97)
45	vs.	Bradley (11/27/99)
45	vs.	Saint Mary's (Minn.) (12/29/07)

Field Goal Attempts

73	vs.	Green Bay (2/15/03)
73	vs.	Central Michigan (12/23/03)
72	vs.	Robert Morris (11/15/97)
72	vs.	Loyola Marymount (12/21/00)
72	vs.	Eastern Kentucky (12/23/00)
70	vs.	Eastern Illinois (12/16/00)
70	vs.	Cleveland State (2/3/01)
69	vs.	Cleveland State (1/3/02)
69	vs.	Alcorn State (12/30/08)
68	vs.	Robert Morris (12/7/96)
68	vs.	Akron (12/19/98)
68	vs.	Milwaukee (2/4/02)
68	vs.	Milwaukee (1/10/04)
68	vs.	Detroit (1/31/04)
68	vs.	Youngstown State (2/5/09)

Field Goals Made

40	vs.	Robert Morris (11/15/97)
38	vs.	SIU Edwardsville (12/22/08)
37	vs.	Robert Morris (12/7/96)
36	vs.	Alcorn State (12/30/08)
35	vs.	Wright State (1/23/97)
35	vs.	Central Michigan (12/23/03)
33	vs.	Chicago State (12/22/01)
33	vs.	Evansville (11/21/05)
33	vs.	Bradley (2/21/09)
32	8x, most recent vs.	Milwaukee (1/6/07)

Three-Point Field Goal Attempts

29	vs.	Green Bay (2/15/03)
27	vs.	Milwaukee (2/10/05)
27	vs.	Butler (1/15/09)
25	vs.	Lake Forest (12/17/05)
25	vs.	Youngstown State (1/2/06)
25	vs.	Eastern Illinois (2/17/07)
25	vs.	Youngstown State (2/5/09)
25	vs.	Valparaiso (1/23/10)
24	vs.	Wright State (1/27/00)
24	vs.	Tennessee Tech (11/27/00)
24	vs.	Bradley (11/15/02)
24	vs.	Saint Mary's (Minn.) (12/29/07)
24	vs.	Alcorn State (12/30/08)

Three-Point Field Goals Made

14	vs.	Wright State (1/23/97)
13	vs.	Lake Forest (12/17/05)
11	vs.	Bradley (11/25/02)
11	vs.	Canisius (11/17/09)
10	vs.	Wright State (1/27/00)
10	vs.	Tennessee Tech (11/27/00)
10	vs.	Alcorn State (12/30/08)
10	vs.	Butler (1/15/09)
10	vs.	Youngstown State (2/4/10)
10	vs.	UIC (2/13/10)

Free Throw Attempts

43	vs.	Butler (1/31/98)
39	vs.	John Carroll (11/17/06)
39	vs.	San Diego (11/20/06)
37	vs.	Milwaukee (2/1/03)
37	vs.	Youngstown State (1/3/04)
36	vs.	Eastern Kentucky (11/23/96)
36	vs.	UMKC (12/10/02)
36	vs.	Youngstown State (3/1/05)
36	vs.	Evansville (11/21/05)
35	vs.	Robert Morris (12/7/96)
35	vs.	Chicago State (11/22/97)

Free Throws Made

32	vs.	Milwaukee (2/1/03)
31	vs.	Butler (1/31/98)
29	vs.	John Carroll (11/17/06)
29	vs.	San Diego (11/20/06)
26	vs.	Belmont (1/18/01)
26	vs.	Cleveland State (1/3/02)
26	vs.	Youngstown State (1/3/04)
25	vs.	Robert Morris (12/7/96)
25	vs.	Oral Roberts (12/15/03)
25	vs.	Milwaukee (1/10/04)
25	vs.	Rockhurst (11/14/08)

Rebounds

57	vs.	Robert Morris (12/7/97)
55	vs.	Detroit (2/1/01)
51	vs.	Robert Morris (11/15/97)
51	vs.	Loyola Marymount (12/21/00)
51	vs.	Eastern Kentucky (12/23/00)
51	vs.	Detroit (1/5/02)
51	vs.	St. Ambrose (11/28/09)
48	vs.	Butler (1/25/07)
48	vs.	Alcorn State (12/30/08)
47	vs.	Northern Illinois (1/8/97)
47	vs.	Indiana State (12/12/98)
47	vs.	Maryland-Eastern Shore (12/8/01)
47	vs.	St. Francis (Ill.) (12/28/09)

Gentile Center Opponent Records Points

103	Michigan State	(12/9/00)
97	Milwaukee	(1/10/04)
94	Milwaukee	(1/14/01)
92	Milwaukee	(2/1/03)
87	Green Bay	(2/27/10)
86	Robert Morris	(12/7/96)
86	Evansville	(11/21/05)
86	Rockhurst	(11/14/08)
86	Bradley	(2/21/09)
86	Valparaiso	(1/23/10)

Field Goal Attempts

82	Robert Morris	(12/7/96)
76	Milwaukee	(1/14/01)
71	Youngstown State	(2/4/10)
70	Robert Morris	(11/15/97)
70	Benedictine	(11/27/04)
70	Youngstown State	(1/29/07)

Field Goals Made

45	Michigan State	(12/9/00)
34	Milwaukee	(1/14/01)
34	Milwaukee	(2/1/03)
33	Wright State	(1/17/04)
33	Youngstown State	(1/2/06)
33	Green Bay	(2/27/10)

Three-Point Field Goal Attempts

35	Milwaukee	(2/10/00)
33	Oakland	(1/3/00)
31	Milwaukee	(1/14/01)
30	Belmont	(1/18/01)
29	Rockhurst	(11/14/08)

Three-Point Field Goals Made

16	Belmont	(1/18/01)
14	Milwaukee	(2/10/00)
14	Rockhurst	(11/14/08)
13	Milwaukee	(1/3/09)
12	Milwaukee	(1/14/01)
12	Milwaukee	(2/1/03)
12	Central Michigan	(12/23/03)
12	Milwaukee	(1/16/07)

Free Throw Attempts

37	Bradley	(2/21/09)
36	Detroit	(2/13/97)
35	Loyola Marymount	(12/21/00)
35	Evansville	(11/21/05)
34	UIC	(2/17/01)

Free Throws Made

30	Bradley	(2/21/09)
27	Detroit	(2/13/97)
27	Evansville	(11/21/05)
26	Tennessee Tech	(11/27/00)
26	Bradley	(11/25/02)

Rebounds

51	Milwaukee	(2/10/05)
49	Butler	(1/31/98)
46	Akron	(12/19/98)
45	Chicago State	(1/18/00)
45	Western Michigan	(12/20/03)
45	UIC	(2/24/07)

Most Points in a Half

56 by Michigan State (12/9/00, first half)

Fewest Points in a Half

13 by Eastern Illinois (2/17/07, first half)

Individual Gentile Center Records**Points**

42	David Bailey vs. Texas A&M-Corpus Christi (11/29/01)
42	J.R. Blount vs. Rockhurst (11/14/08)
35	David Bailey vs. Belmont (1/18/01)
33	David Bailey vs. Bradley (11/25/02)
33	David Bailey vs. Milwaukee (2/1/03)
32	Blake Schilb vs. Youngstown State (1/29/07)

Rebounds

21	Ryan Blankson vs. Cleveland State (1/3/02)
21	Demetrius Williams vs. Milwaukee (2/1/03)
19	Paul McMillan vs. UMKC (12/10/02)
17	Javan Goodman vs. Eastern Illinois (11/21/98)
17	Javan Goodman vs. Akron (12/19/98)
17	Demetrius Williams vs. Cleveland State (1/18/03)

Assists

12	David Bailey vs. Eastern Kentucky (12/23/00)
12	Courtney Stanley vs. Canisius (11/17/09)
11	Earl Brown vs. Tennessee Tech (12/23/97)
11	David Bailey vs. Tennessee Tech (11/27/00)
10	four times

Opponent Individual Records Points

36	Clay Tucker (Milwaukee, 2/1/03)
35	Dylan Page (Milwaukee, 1/10/04)
34	Rashad Phillips (Detroit, 1/8/00)
33	Theo Dixon (Cleveland State, 2/3/01)
32	Quin Humphrey (Youngstown State, 1/2/06)

Rebounds

19	Darren Fenn (Canisius, 12/22/99)
19	Greg Babcock (Green Bay, 2/15/03)
17	Maurice Brown (UIC, 1/22/00)
17	Scott VanderMeer (UIC, 2/27/09)

Assists

11	Jermaine Hicks (Chicago State, 11/22/97)
10	Luke Kiss (Green Bay, 1/18/99)
10	Martell Bailey (UIC, 1/26/04)
10	Jon Mends (Youngstown State, 3/1/05)
9	Marcus Taylor (Michigan State, 12/9/00)
9	Marlon Williamson (Youngstown State, 12/31/02)
9	Michael Hunter (UC Irvine, 12/22/06)

freshman records

Points

1. 482 Alfredrick Hughes (1981-82)
2. 445 Tony Parker (1973-74)
3. 425 Kenny Miller (1987-88)
4. 312 Leon Young (2005-06)
5. 287 Chris Williams (1998-99)

Scoring Average

1. 17.1 Tony Parker (1973-74)
2. 16.6 Alfredrick Hughes (1981-82)
3. 14.7 Kenny Miller (1987-88)
4. 11.3 J.R. Blount (2005-06)
5. 10.6 Chris Williams (1998-99)

Rebounds


1. 395 Kenny Miller (1987-88)
2. 230 Andy Polka (2006-07)
3. 217 Leon Young (2005-06)
4. 214 Javan Goodman (1995-96)
5. 197 Tony Parker (1973-74)

Rebound Average


1. 13.6 Kenny Miller (1987-88)
2. 7.9 Javan Goodman (1995-96)
3. 7.5 Tony Parker (1973-74)
4. 7.2 Leon Young (2005-06)
- 7.2 Andy Polka (2006-07)

Assists


1. 114 David Bailey (1999-2000)
2. 82 Darius Clemons (1978-79)
3. 68 Blake Schilb (2003-04)
4. 56 J.R. Blount (2005-06)
5. 51 Earl Brown (1996-97)



J.R. Blount poured in 11.3 points per game as a freshman in 2005-06.



Tony Parker averaged 17.1 points per game in 1973-74, a mark which stands as a record for scoring average by a Loyola freshman.



Kenny Miller holds the Loyola freshman records for total rebounds and rebound average.

The Backcourt Club is a fan club for the Loyola University Chicago men's basketball program, dedicated to raising funds for items that directly support Loyola men's basketball, fostering dynamic fan involvement and providing a structure for the expansion of the Loyola fan community. The Backcourt Club falls under the umbrella of the Loyola University Chicago Department of Athletics Rambler Fund.

The Backcourt Club receives guidance and advice from the Loyola University Chicago Department of Athletics to ensure compliance with NCAA rules and regulations and funds are handled and managed by the Loyola University Chicago Department of Athletics to ensure complete financial integrity.

The Backcourt Club provides direct donations of items and funding for experiences that will improve the level of competitiveness of Loyola men's basketball and the experience of its players and fans. The specific, direct donations to the Loyola men's basketball team are chosen through consultation with representatives of the men's basketball team, but ultimately selected by the Board of Directors of The Backcourt Club with the advice of its members.

For more information on the Backcourt Club, please contact Pat Ryan at (312) 915-7641.

Backcourt Club 2010-11 Giving Levels

(University giving calendar is July 1st to June 30th)

Hall of Fame Level @ \$5,000

(The benefits you'll receive are valued at \$380.00, making this a donation totaling \$4,620.00)

- Private dinner with Head Coach Jim Whitesell (\$250.00 value) *
- Invitation to year-end Academic Year Banquet (\$70.00 value) *
- Recognition in the Loyola University Chicago's Damen Society
- Special gift from the Athletic Department (\$25.00 value) *
- 2010-11 Basketball Media Guide (\$15.00 value) *
- 2010-11 Season Highlight DVD (\$10.00 value) *
- 2010-11 Backcourt Club T-shirt (\$7.00 value) *
- 2010-11 Team Photo (\$3.00 value) *
- "Chalk Talk" session with Jim Whitesell during season
- Invitations to Athletic Department's Events & Award Ceremonies
- Receive The Rambler Review and Fast-break, the official newsletter of Loyola men's basketball and the Backcourt Club
- Receive Rambler Update, the electronic quarterly newsletter from Loyola University Chicago Athletic Department
- Tax Benefit

All-American Level @ \$2,500

(The benefits you'll receive are valued at \$130.00, making this a donation totaling \$2,370.00)

- Invitation to year-end Academic Year Banquet (\$70.00 value) *
- Recognition in the Loyola University Chicago's Damen Society
- Special gift from the Athletic Department (\$25.00 value) *
- 2010-11 Basketball Media Guide (\$15.00 value) *
- 2010-11 Season Highlight DVD (\$10.00 value) *
- 2010-11 Backcourt Club T-shirt (\$7.00 value) *
- 2010-11 Team Photo (\$3.00 value) *
- "Chalk Talk" session with Jim Whitesell during season
- Invitations to Athletic Department's Events & Award Ceremonies
- Receive The Rambler Review and Fast-break, the official newsletter of Loyola men's basketball and the Backcourt Club
- Receive Rambler Update, the electronic quarterly newsletter from Loyola University Chicago Athletic Department
- Tax Benefit

Conference MVP Level @ \$1,000

(The benefits you'll receive are valued at \$60.00, making this a donation totaling \$940.00)

- Recognition in the Loyola University Chicago's Damen Society
- Special gift from the Athletic Department (\$25.00 value) *
- 2010-11 Basketball Media Guide (\$15.00 value) *
- 2010-11 Season Highlight DVD (\$10.00 value) *
- 2010-11 Backcourt Club T-shirt (\$7.00 value) *
- 2010-11 Team Photo (\$3.00 value) *
- "Chalk Talk" session with Jim Whitesell during season
- Invitations to Athletic Department's Events & Award Ceremonies
- Receive The Rambler Review and Fast-break, the official newsletter of Loyola men's basketball and the Backcourt Club
- Receive Rambler Update, the electronic quarterly newsletter from Loyola University Chicago Athletic Department
- Tax Benefit

All-Conference Level @ \$500

(The benefits you'll receive are valued at \$35.00, making this a donation totaling \$465.00)

- 2010-11 Basketball Media Guide (\$15.00 value) *
- 2010-11 Season Highlight DVD (\$10.00 value) *
- 2010-11 Backcourt Club T-shirt (\$7.00 value) *
- 2010-11 Team Photo (\$3.00 value) *
- "Chalk Talk" session with Jim Whitesell during season
- Invitations to Athletic Department's Events & Award Ceremonies
- Receive The Rambler Review and Fast-break, the official newsletter of Loyola men's basketball and the Backcourt Club
- Receive Rambler Update, the electronic quarterly newsletter from Loyola University Chicago Athletic Department
- Tax Benefit

Starter Level @ \$250

(The benefits you'll receive are valued at \$20.00, making this a donation totaling \$230.00)

- 2010-11 Season Highlight DVD (\$10.00 value) *
- 2010-11 Backcourt Club T-shirt (\$7.00 value) *
- 2010-11 Team Photo (\$3.00 value) *
- "Chalk Talk" session with Jim Whitesell during season
- Invitations to Athletic Department's Events & Award Ceremonies
- Receive The Rambler Review and Fast-break, the official newsletter of Loyola men's basketball and the Backcourt Club
- Receive Rambler Update, the electronic quarterly newsletter from Loyola University Chicago Athletic Department
- Tax Benefit

Walk-On Level @ \$100

(The benefits you'll receive are valued at \$10.00, making this a donation totaling \$90.00)

- 2010-11 Backcourt Club T-shirt (\$7.00 value) *
- 2010-11 Team Photo (\$3.00 value) *
- "Chalk Talk" session with Jim Whitesell during season
- Invitations to Athletic Department's Events & Award Ceremonies
- Receive The Rambler Review and Fast-break, the official newsletter of Loyola men's basketball and the Backcourt Club
- Receive Rambler Update, the electronic quarterly newsletter from Loyola University Chicago Athletic Department
- Tax Benefit

All paid members of the Backcourt Club will receive discounted admission to official club events

• Indicates the Fair Marketing Value (FMV). IRS regulations require that the tax-deductible portion of your gift be reduced by the total value of goods/services received in exchange. The total value of item(s)/benefits requested will be reflected in your gift receipt. Your gift will be tax-deductible to the extent allowed by law.

DON IZBAN ENDOWED SCHOLARSHIP

Established in 1998, the Donald B. Izban Endowed Scholarship is awarded annually to the men's basketball player with the highest grade-point average from the previous academic year. Through his hard work, the recipient shows an unwavering pursuit of excellence at Loyola University Chicago. These gentlemen embody the true concept of the term "student-athlete" by exemplifying excellence both on the court and in the classroom.

Past recipients include:

1998-99: Wayne Plowman	2004-05: Tom Levin
1999-00: Wayne Plowman	2005-06: Tom Levin
2000-01: Wayne Plowman	2006-07: Tom Levin
2001-02: Jason Telford	2007-08: Tom Levin
2002-03: Jason Telford	2008-09: Walt Gibler
2003-04: Jason Telford	2009-10: Walt Gibler



MEDIA INFORMATION

2010-11 Loyola Basketball

Thank you for your coverage of the 2010-11 Loyola University Chicago men's basketball team. The Rambler sports information staff is here to assist you in your coverage of Loyola basketball. Please feel free to contact any member of the sports information staff if you need any assistance throughout the course of the season.

Credentials

Any member of the media wishing to cover Loyola must request at least seven days in advance, in writing or by email, credentials from Bill Behrms in the sports information office. Children are not permitted in the press area.

Credential Pick-Up

Credentials will be distributed before each home game at the media entrance in Alumni Gym located just west of the Gentile Center. Credentials must be displayed at all times. Gates will be open two hours before tip-off.

Road Game Credentials

Loyola media wishing to cover the Ramblers on the road should direct their credential request to the sports information director of the host institution.

Media Parking

Parking is available for the media by contacting the Loyola sports information office at least 48 hours prior to the game. All media parking is located in the Loyola Parking Structure on the southwest side of campus.

Press Row

A working press row for all media is located behind the scorer's table on the west side of the Gentile Center. Seating is limited and will be assigned on a priority basis for media members who are working the game. Power and phones are available on press row for working members of the media.

Press Room

A working press room is located in Alumni Gym. Refreshments, programs, media guides, game notes and statistics are available before and after the game and at halftime. Pre-game information, including pertinent notes and officials' names are available in this area two hours before tip-off. Contact the Loyola sports information department for additional equipment or facilities.

Post-game Interviews

The Loyola sports information office will assist those writers and broadcasters wishing to interview Rambler players and coaches following the game. A post-game press conference is held after every contest in the media room located in Alumni Gym. After a 10-minute cooling off period, the visiting coach and selected visiting players will be brought into the media room for interviews. Immediately following the completion of the visiting team's session, Loyola coach Jim Whitesell and selected players will be available for interviews in the media room. The Loyola locker room is closed before and after every game. If you wish to interview a Loyola student-athlete who has not been requested for the interview room, please contact a member of the Loyola sports information staff. Player requests for the visiting team should be made through that school's sports information director.

Loyola Practices

Loyola basketball practices are held at either the Gentile Center or Alumni Gym typically on weekday afternoons. If you wish to interview a student-athlete or coach, before or after a practice, please contact Bill Behrms as practice times and locations often change. At no time should a member of the media contact a student-athlete or coach without prior arrangement through the Loyola sports information office.

Radio

Visiting radio stations will receive two courtesy phone lines for broadcast purposes. Radio stations needing additional lines must contact the sports information office at least 10 days prior to the game.

Photography

Photo passes are available for working photographers only and are issued by the Loyola sports information office. All photographers must work from within the designated areas behind the baselines of the playing court and may have to share space with cheerleaders because of severe space limitations. Loyola follows NCAA guidelines regarding event photography. Photo locations are first-come, first-served, but in the event of heavy demand for photo credentials for a particular game, shooting locations may be assigned.

All photographs are to be used in coverage of Loyola basketball and cannot be sold for any commercial enterprise benefiting the photographer. Should photos be sold commercially, credential privileges could be terminated.

Directions to Gentile Center

The Joseph J. Gentile Center is located on the Lake Shore Campus of Loyola University Chicago, approximately 10 miles north of downtown Chicago.

From downtown Chicago: Take Lake Shore Drive north to Sheridan Road. Turn right onto Sheridan Road. Take Sheridan to Kenmore Avenue. Turn right on Kenmore to enter the campus. The Parking Structure will be straight ahead.

From O'Hare Airport: Take I-294 north to Touhy east. Take Touhy east to Sheridan Road and make a right. Follow Sheridan Road as it winds east at Devon Avenue. The entrance to campus is on the left side of the road at Kenmore Avenue. Turn left on Kenmore and the Parking Structure is straight ahead.

Loyola Sports Information Staff

Mailing Address
6511 N. Sheridan Road, Alumni Gym
Chicago, IL 60626



Bill Behrms

Sports Information Director (Men's Basketball Contact)

Office Phone: (773) 508-2575

Email: bbehms@luc.edu

Cell Phone: (773) 469-6214



Leo Krause

Assistant Sports Information Director

Office Phone: (773) 508-2497

Email: lkrause@luc.edu



John Felts

Sports Information Intern

Office Phone: (773) 508-2557

Email: jfelts@luc.edu

PRINT

Chicago Tribune

435 N. Michigan Ave.
Chicago, IL 60611
Phone: (312) 222-3478
Fax: (312) 828-9392
Brian Hamilton, Beat Writer (bchamilton@tribune.com)
Mike Kellams, Editor
www.chicagotribune.com

Chicago Sun-Times

350 N. Orleans Street
Chicago, IL 60654
Phone: (312) 321-2664
Fax: (312) 645-9213
Toni Ginnetti, Beat Writer (ginnt@aol.com)
Chris De Luca, Editor
www.suntimes.com

Daily Herald

P.O. Box 280
Arlington Heights, IL 60006-0280
Phone: (847) 427-4430
Fax: (847) 427-1173
Lindsey Willhite, Beat Writer (lwi77@cs.com)
Tom Quinlan, Editor
www.dailyherald.com

Southtown Star

6901 W. 159th Street
Tinley Park, IL 60477
Phone: (708) 633-5946
Fax: (708) 633-5999
Phil Arvia, Editor (parvia@southtownstar.com)
www.southtownstar.com

Associated Press

10 S. Wacker Drive
Suite 2500
Chicago, IL 60606
Phone: (312) 781-0500
Fax: (312) 781-1989

Loyola Phoenix

6525 N. Sheridan Road
Chicago, IL 60626
Phone: (773) 508-7115
Fax: (773) 508-7121
Matt Wilhalm, Sports Editor (phoenixsports@luc.edu)

TELEVISION

WBBM-TV (CBS-2)

22 West Washington Street
Chicago, IL 60602
Phone: (312) 899-2330
Fax: (312) 849-7330
Ryan Baker, Director
Krista Ruch, Producer (kruch@cbs.com)

WMAQ-TV (NBC-5)

NBC Tower
454 N. Columbus
Chicago, IL 60611
Phone: (312) 836-5665
Fax: (312) 527-9495
Peggy Kusinski, Anchor/Reporter
Geoff Glick, Producer (geoff.glick@nbc.com)

WLS-TV (ABC-7)

190 N. State Street
Chicago, IL 60601
Phone: (312) 750-7108
Fax: (312) 899-8019
Mark Giangreco, Director
Larry Snyder, Producer (Lawrence.s.snyder@abc.com)

WGN-TV (Ch. 9)

2501 W. Bradley Place
Chicago, IL 60618
Phone: (773) 883-3326
Fax: (773) 883-3314
Dan Roan, Anchor/Reporter
Joel Liberatore, Producer (jliberatore@tribune.com)

WFLD-TV (FOX-32)

205 N. Michigan Ave.
Ground Floor
Chicago, IL 60601
Phone: (312) 565-5529
Fax: (312) 565-5517
Lou Canellis, Anchor/Reporter
John Eskra, Producer (wfldsports@foxtv.com)

Comcast SportsNet Chicago

350 N. Orleans - Suite S1-100
Chicago, IL 60654
Phone: (312) 222-6000
Fax: (312) 527-5840
Tim Folke, Producer (chicagopressreleases@comcastsportsnet.com)

Lakeshore Public Television

8625 Indiana Place
Merrillville, IN 46410
Phone: (219) 756-5656
Fax: (219) 755-4312
Joe Arredondo, Sports Director (jarredondo@lakeshoreptv.com)

RADIO

ESPN Radio 1000

190 N. State Street
Seventh Floor
Chicago, IL 60601
Phone: (312) 980-1000
Fax: (312) 980-2440
Jeff Dickerson, Reporter

WGN AM-720

435 N. Michigan Ave.
Chicago, IL 60611
Phone: (312) 222-5094
Fax: (312) 222-5977
Dave Eanet, Director

WSCR AM-670 The Score

180 N. Stetson Ave.
Suite 1250
Chicago, IL 60601
Phone: (312) 729-3967
Fax: (312) 245-6099
Mitch Rosen, Director

WBBM AM-780

Two Prudential Plaza
Suite 1100
Chicago, IL 60601
Phone: (800) 784-6397
Fax: (312) 297-7822
Josh Liss, Director



▶ Eastern Kentucky

www.ekusports.com
Basketball SID: Michael Clark
Phone: (859) 622-6170
Fax: (859) 622-5108
Email: michael.clark@eku.edu
Head Coach: Jeff Neubauer (6th year)
2009-10 Overall Record: 20-13
Series: Eastern Kentucky leads 4-3

▶ Indiana State

www.gosycamores.com
Basketball SID: Ace Hunt
Phone: (812) 237-4161
Fax: (812) 237-4913
Email: ace.hunt@indstate.edu
Head Coach: Greg Lansing (1st year)
2009-10 Overall Record: 17-15
Series: Indiana State leads 8-6

▶ Texas-Pan American

www.utpabroncs.com
Basketball SID: Rebecca Sweat
Phone: (956) 665-2205
Fax: (956) 665-2261
Email: sweatra@utpa.edu
Head Coach: Ryan Marks (2nd year)
2009-10 Overall Record: 6-27
Series: First meeting

▶ Eastern Illinois

www.eiupanthers.com
Basketball SID: Rich Moser
Phone: (217) 581-7480
Fax: (217) 581-7001
Email: rlmoser@eiu.edu
Head Coach: Mike Miller (6th year)
2009-10 Overall Record: 19-12
Series: Tied 3-3

▶ Western Michigan

www.wmubroncos.com
Basketball SID: Matt Holmes
Phone: (269) 387-3168
Fax: (269) 387-4139
Email: matt.holmes@wmich.edu
Head Coach: Steve Hawkins (8th year)
2009-10 Overall Record: 18-15
Series: Loyola leads 54-40

▶ Alabama State

www.bamastatesports.com
Basketball SID: Darrell Orand
Phone: (334) 229-5215
Fax: (334) 262-2971
Email: dorand@alasu.edu
Head Coach: Lewis Jackson (5th year)
2009-10 Overall Record: 16-15
Series: First meeting

▶ San Francisco

www.usfdons.com
Basketball SID: Ryan McCrary
Phone: (415) 422-6162
Fax: (415) 422-2929
Email: mccrary@usfca.edu
Head Coach: Rex Walters (3rd year)
2009-10 Overall Record: 12-18
Series: San Francisco leads 3-2

▶ Butler

www.butlersports.com
Basketball SID: Jim McGrath
Phone: (317) 940-9414
Fax: (317) 940-9808
Email: jmcgrath@butler.edu
Head Coach: Brad Stevens (4th year)
2009-10 Overall Record: 33-5
Series: Butler leads 48-30

▶ Valparaiso

www.valpoathletics.com
Basketball SID: Aaron Leavitt
Phone: (219) 464-6953
Fax: (219) 464-5762
Email: aaron.leavitt@valpo.edu
Head Coach: Homer Drew (22nd year)
2009-10 Overall Record: 15-17
Series: Loyola leads 32-11

▶ SIU Edwardsville

www.siuecougars.com
Basketball SID: Eric Hess
Phone: (618) 650-3608
Fax: (618) 650-2296
Email: ehess@siue.edu
Head Coach: Lennox Forrester (4th year)
2009-10 Overall Record: 5-23
Series: Loyola leads 3-0

▶ Kansas State

www.kstatesports.com
Basketball SID: Tom Gilbert
Phone: (785) 532-7979
Fax: (785) 532-6093
Email: tgilbert@kstatesports.com
Head Coach: Frank Martin (4th year)
2009-10 Overall Record: 29-8
Series: Loyola leads 4-3

▶ DePaul

www.depaulbluedemons.com
Basketball SID: Greg Greenwell
Phone: (773) 325-7546
Fax: (773) 325-7531
Email: ggreenwe@depaul.edu
Head Coach: Oliver Purnell (1st year)
2009-10 Overall Record: 8-23
Series: DePaul leads 36-17

▶ Cleveland State

www.csu vikings.com
Basketball SID: Brian McCann
Phone: (216) 687-5115
Fax: (216) 523-7257
Email: b.mccann66@csuohio.edu
Head Coach: Gary Waters (5th year)
2009-10 Overall Record: 16-17
Series: Loyola leads 22-15

▶ Youngstown State

www.ysusports.com
Basketball SID: Jamie Hall
Phone: (330) 941-1581
Fax: (330) 941-3191
Email: jehall@ysu.edu
Head Coach: Jerry Slocum (6th year)
2009-10 Overall Record: 8-22
Series: Loyola leads 12-11

▶ Detroit

www.detroittitans.com
Basketball SID: Mitch Wigness
Phone: (313) 993-1745
Fax: (313) 993-1765
Email: mitch.wigness@udmercy.edu
Head Coach: Ray McCallum (3rd year)
2009-10 Overall Record: 20-14
Series: Loyola leads 67-48

▶ Wright State

www.wsuraiders.com
Basketball SID: Bob Noss
Phone: (937) 775-2816
Fax: (937) 775-2818
Email: robert.noss@wright.edu
Head Coach: Billy Donlon (1st year)
2009-10 Overall Record: 20-12
Series: Wright State leads 18-15

▶ Green Bay

www.greenbayphoenix.com
Basketball SID: Andrew Gavin
Phone: (920) 465-2498
Fax: (920) 465-2357
Email: gavina@uwgb.edu
Head Coach: Brian Wardle (1st year)
2009-10 Overall Record: 22-14
Series: Green Bay leads 21-14

▶ Milwaukee

www.uwmpanthers.com
Basketball SID: Kevin O'Connor
Phone: (414) 229-5674
Fax: (414) 229-6759
Email: kjoc@uwm.edu
Head Coach: Rob Jeter (6th year)
2009-10 Overall Record: 20-14
Series: Milwaukee leads 25-19

▶ UIC

www.uicflames.com
Basketball SID: Brett McWethy
Phone: (312) 996-5880
Fax: (312) 996-5882
Email: mcwethy@uic.edu
Head Coach: Howard Moore (1st year)
2009-10 Overall Record: 8-22
Series: UIC leads 29-15