

2010-11 Results

Date	Opponent	TV	Results
November			
Tues. 16	#16 BUTLER	ESPN	W 88-73
Sat. 20	JACKSON STATE *	BEN/WHAS	W 62-45
Mon. 22	CHATTANOOGA *	ESPN3.com	W 106-65
Sat. 27	MARSHALL *	BEN/WHAS	W 80-66
December			
Wed. 1	FLORIDA INTL *	ESPN3.com	W 92-55
Sat. 4	SOUTH ALABAMA	BEN/WHAS	W 97-70
Wed. 8	SAN FRANCISCO	BEN/WHAS	W 61-35
Sat. 11	#20 UNLV ^	ESPNU	W 77-69
Tues. 14	DREXEL	ESPNU	L 46-52
Sat. 18	GARDNER-WEBB	BEN/WHAS	W 78-49
Wed. 22	at Western Kentucky	Fox College	W 114-82
Mon. 27	MORGAN STATE	BEN/WHAS	W 104-74
Fri. 31	#11 KENTUCKY	CBS	L 63-78
January			
Wed. 5	SETON HALL	ESPNU	W 73-54
Sun. 9	at USF	BEN/WHAS	W 86-77
Wed. 12	at #7 Villanova	ESPN2	L 74-88
Sat. 15	MARQUETTE	ESPN2	W 71-70
Wed. 19	ST. JOHN'S	BEN/WHAS	W 88-63
Sat. 22	at Providence	ESPNU	L 67-72
Wed. 26	WEST VIRGINIA	ESPNU	W 55-54
Sat. 29	at #5 Connecticut	BEN/WHAS	W 2ot/79-78
Mon. 31	at #13 Georgetown	ESPN	L 59-62
February			
Sat. 5	DEPAUL	BEN/WHAS	W 61-57
Wed. 9	at #8 Notre Dame	ESPNU	L ot/79-89
Sat. 12	#12 SYRACUSE	ESPN	W 73-69
Wed. 16	at Cincinnati	ESPN	L 54-63
Fri. 18	#13 CONNECTICUT	ESPN	W 71-58
Tues. 22	at Rutgers	ESPNU	W 55-37
Sun. 27	#4 PITTSBURGH	CBS	W ot/62-59
March			
Wed. 2	PROVIDENCE	BEN/WHAS	W 87-60
Sat. 5	at West Virginia	ESPN	L 70-72
Thur. 10	Marquette @	ESPN	W 81-56
Fri. 11	#4 Notre Dame @	ESPN	W ot/83-77
Sat. 12	#21 Connecticut @	ESPN	L 66-69
Thur. 17	Morehead State \$	TBS	L 61-62

~ exhibition game
 * Global Sports Shootout (Louisville, Ky.)
 ^ Billy Minardi Classic (Louisville, Ky.)
 @ BIG EAST Championship (New York, N.Y.)
 \$ NCAA Tournament Second Round (Denver, Colo.)



LOUISVILLE BASKETBALL

Sports Information ♦ University of Louisville ♦ Louisville, KY 40292 ♦ www.UofLSports.com
 Phone: (502) 852-6581 ♦ Fax: (502) 852-7401 ♦ email: kenny.klein@louisville.edu

Louisville Cardinals Basketball Information

Team Information

2010-11 Overall Record	25-10
(Home 19-2, Away 4-8, Neutral 2-2)	
BIG EAST Conference Record	12-6
BIG EAST Conference Finish	third (tie)
(lost 66-69 to Connecticut in tournament final)	
UL Natl. Rank	14th AP, 22nd ESPN/USA Today
Lettermen Returning/Lost	11/3
Starters Returning	3 (G Peyton Siva, G Chris Smith, F Kyle Kuric)
Starters Lost	2 (G Preston Knowles, F/C Terrence Jennings)
All-Time Record	1,632-854 (97 yrs.)
All-Time NCAA Tournament Record	60-39
(37 Appearances, Eight Final Fours, Two NCAA Championships - 1980, 1986)	

General/Administration

Location	Louisville, Ky. 40292
Founded	1798
Enrollment	22,000
Nickname/Colors	Cardinals/Red and Black
Conference	BIG EAST
Home Court	KFC Yum! Center (22,000)
President	Dr. James Ramsey
Faculty Representative	Elaine Wise
Vice President for Athletics/AD	Tom Jurich
Web Site Address	www.UofLSports.com

Basketball Staff

Head Coach	Rick Pitino (UMass '74)
U of L Record	245-96 (10th yr.)
Overall Record	597-220 (25th yr.)
BIG EAST Record	88-48 (8 yrs.)
NCAA Tournament Record	38-15
(16 appearances, 5 Final Fours, 1 NCAA Title)	
Assoc. Coach	Richard Pitino (Providence '05)
Asst. Coach	Wyking Jones (Loyola-Mary. '95)
Asst. Coach	Kevin Keatts (Marshall '11)
Dir. of BB Oper.	Mark Lieberman (FIU '95)
Head Trainer	Fred Hina
Strength Coach	Ray Ganong
Equipment Manager	Vinny Tatum
Director of Video Operations	Matt Morris
Program Assistant	Andre McGee
Executive Asst. to Pitino	Jordan Sucher
Receptionist	Stephanie Davis
Team Doctors	Dr. John Ellis, Dr. Chris Pitcock

Important Phone Numbers

Athletic Department	(502) 852-5732
Basketball Office	(502) 852-6651
Ticket Office	(502) 852-5151
Sports Information Contact	
Assoc. AD/Media Relations/SID	Kenny Klein
Office Phone	(502) 852-6581
Cell Phone	(502) 599-7865
Email Address	kenny.klein@louisville.edu

2011-12 Louisville Cardinals Roster



No.	Name	Pos.	Ht.	Wt.	Yr.	Exp.	Hometown (Previous School)
24	Chane Behanan	F	6-7	250	Fr.	HS	Bowling Green, Ky. (Bowling Green HS)
25	Wayne Blackshear	G/F	6-5	205	Fr.	HS	Chicago, Ill. (Morgan Park HS)
4	Rakeem Buckles	F	6-7	200	Jr.	2L	Miami, Fla. (Monsignor Pace HS)
10	Gorgui Dieng	C	6-10	225	So.	1L	Dakar, Senegal (Huntington Prep)
	Luke Hancock *	F	6-5	190	Jr.	Tr.	Roanoke, Va. (George Mason)
15	Tim Henderson	G	6-2	180	So.	1L	Louisville, Ky. (Christian Academy)
22	Elisha Justice	G	5-10	180	So.	1L	Pikeville, Ky. (Shelby Valley HS)
13	Mark Jackson, Jr.	G	6-3	220	Fr.	RS	Brooklyn, Ca. (Taft HS)
14	Kyle Kuric	G/F	6-4	195	Sr.	3L	Evansville, Ind. (Memorial HS)
33	Mike Marra	G	6-4	200	Jr.	2L	Smithfield, R.I. (Northfield Mt. Hermon School)
	1 Angel Nunez	F	6-7	190	Fr.	HS	Bronx, N.Y. (Notre Dame Prep)
12	Zach Price	C	6-10	230	Fr.	HS	Louisville, Ky. (Jeffersontown HS)
	3 Peyton Siva	G	5-11	180	Jr.	2L	Seattle, Wash. (Franklin HS)
	5 Chris Smith	G	6-2	200	Sr.	1L	Millstone, N.J. (Manhattan College)
	2 Russ Smith	G	6-0	160	So.	1L	Briarwood, N.Y. (South Kent School)
21	Jared Swopshire	F	6-8	210	Jr.	2L	St. Louis, Mo. (IMG Academy)
44	Stephan Van Treese	F	6-9	220	Jr.	2L	Indianapolis, Ind. (Lawrence North HS)
23	Kevin Ware	G	6-4	180	Fr.	HS	Conyers, Ga. (Rockdale County HS)

Pronunciation: Chane (Shane), Kuric (KYERR-ik), Siva (SEE-vah), Marra (MARE-uh), Nunez (NOON-yez), Gorgui Dieng (GOR-gee Jeng), Elisha (ee-LIE-shuh), Stephan (STEE-vun)

Numerical Roster

No.	Name
1	Angel Nunez
2	Russ Smith
3	Peyton Siva
4	Rakeem Buckles
5	Chris Smith
10	Gorgui Dieng
12	Zach Price
13	Mark Jackson, Jr.
14	Kyle Kuric
15	Tim Henderson
21	Jared Swopshire
22	Elisha Justice
23	Kevin Ware
24	Chane Behanan
25	Wayne Blackshear
33	Mike Marra
44	Stephan Van Treese
	Luke Hancock *

* Hancock will sit out 2011-12 after transferring from George Mason Univ.

■ **Pitino Three Away From 600** — U of L Coach Rick Pitino is three victories away from 600 in his career. His 597-220 record in his 25th season of collegiate coaching ranks him 11th among active coaches in winning percentage (.731). He is third behind only Jerry Tarkanian (647) and Jim Boeheim (600) for the most victories by a coach in his first 25 seasons.

■ **Exceeding Expectations** — Tied for third in arguably the toughest conference in the nation, the Cardinals were picked eighth in the league and did not receive a single vote in the AP preseason poll. Despite having 10 players who missed games with injuries last year, the Cardinals earned their ninth straight season with 20 wins. Louisville opened the season with no regular starters from the previous season and returning Cardinals started just 14 collective BIG EAST games in 2009-10, the lowest total in the league. Louisville defeated seven Top 25 teams and rose to as high as 11th in both the AP and ESPN/USA Today poll.

■ **Returning Starters** -- Louisville returns 11 lettermen and three starters -- forward Kyle Kuric and guards Peyton Siva and Chris Smith -- from its successful 2010-11 team. In addition, forward Jared Swopshire, who started for the Cardinals as a sophomore but missed last season with a groin injury, is expected to be back. In addition, four additional players started 43 games a year ago. It's quite a change from last season when U of L opened the season without a returning regular starter in its lineup.

■ **High Production Returns** -- While the Cardinals will miss departed starters Preston Knowles (14.6 ppg, 3.9 rpg, 1,023 career points) and F/C Terrence Jennings (9.6 ppg, 5.2 rpg, 65 blocked shots), a large percentage of their total production will return. Louisville returns 66 percent of its scoring from the 2010-11 squad (1722 of 2623 points), 73 percent of its rebounding (924 of 1272), 78 percent of its assists (476 of 608) and 71 percent of the total minutes played (5092 of 7125).

■ **Cards Among Nation's Top Teams in Early Rankings** -- Louisville is among the top 12 teams in the nation for 2011-12 in early preseason rankings by five national web sites. U of L is fifth nationally in a FOXSports.com preseason ranking (Jeff Goodman), 7th by CBSSports.com (Gary Parrish), 9th by ESPN.com (Andy Katz), 11th by SI.com (Luke Winn) and 12th by SportingNews.com (Mike DeCourcy). Louisville is one of seven BIG EAST teams which have received mention in the early rankings (also Syracuse, Connecticut, Pittsburgh, Marquette, Cincinnati and Villanova). The Cardinals will face four non-conference foes among the early top 25 teams (Kentucky, Vanderbilt, Memphis and Butler). The complete early rankings are listed below.

2011-12 Preseason Men's Basketball Rankings

(as of June 6, 2011)

CBSSports.com <i>(Gary Parrish)</i>	ESPN.com <i>(Andy Katz)</i>	FOXSports.com <i>(Jeff Goodman)</i>	SI.com <i>(Luke Winn)</i>	SportingNews.com <i>(Mike DeCourcy)</i>
1 North Carolina	1 North Carolina	1 North Carolina	1 North Carolina	1 North Carolina
2 Kentucky	2 Kentucky	2 Kentucky	2 Ohio State	2 Kentucky
3 Syracuse	3 Ohio State	3 Ohio State	3 Duke	3 Arizona
4 Ohio State	4 Syracuse	4 Syracuse	4 Syracuse	4 Duke
5 Vanderbilt	5 Duke	5 Louisville	5 Kentucky	5 Texas
6 Duke	6 Connecticut	6 Duke	6 Kansas	6 Ohio State
7 Louisville	7 Vanderbilt	7 Connecticut	7 Florida	7 Syracuse
8 Memphis	8 Memphis	8 Vanderbilt	8 Butler	8 Memphis
9 Connecticut	9 Louisville	9 Memphis	9 Pittsburgh	9 UCLA
10 Wisconsin	10 Arizona	10 Xavier	10 Wisconsin	10 Michigan
11 Kansas	11 Wisconsin	11 Baylor	11 Louisville	11 Pittsburgh
12 Pittsburgh	12 Florida	12 Pittsburgh	12 Cincinnati	12 Louisville
13 Florida	13 Marquette	13 Texas A&M	13 Michigan	13 Gonzaga
14 Baylor	14 Alabama	14 Florida	14 Arizona	14 Butler
15 Arizona	15 Xavier	15 Kansas	15 Connecticut	15 Connecticut
16 Butler	16 Baylor	16 Michigan State	16 Belmont	16 Wichita State
17 Cincinnati	17 Pittsburgh	17 Missouri	17 Vanderbilt	17 Alabama
18 Xavier	18 Kansas	18 Gonzaga	18 Wichita State	18 Cincinnati
19 Missouri	19 Cincinnati	19 Wisconsin	19 Marquette	19 Xavier
20 Michigan	20 Texas A&M	20 Florida State	20 UCLA	20 Marquette
21 Alabama	21 Florida State	21 Alabama	21 Memphis	21 Texas A&M
22 Gonzaga	22 Missouri	22 Cincinnati	22 Temple	22 Washington
23 Marquette	23 Michigan	23 Marquette	23 Florida State	23 Illinois
24 Texas A&M	24 George Mason	24 George Mason	24 Texas	24 Wisconsin
25 UCLA	25 Gonzaga	25 UCLA	25 Purdue	25 Villanova
26 Florida State		25 Arizona		

Louisville won ...

... Six of its last nine games in 2010-11.
 ... 20 of 25 games in which it shot better from the field than its opponent, 18 of 20 in games in which it held a rebounding advantage, and 17 of 19 when leading at halftime in 2010-11.
 ... At least 20 games for the ninth straight season in 2010-11, a feat accomplished by only nine schools.
 ... 23 of its last 35 post-season tournament games over the last six years (including conference, NCAA and NIT since 2005).
 ... 11 of its last 17 games in the NCAA Tournament (since 2005), reaching the final eight teams two of the last three years.
 ... 71 BIG EAST Conference games since the 2005-06 season when the Cardinals joined the league (regular season), second best in the BIG EAST. Louisville's 71-33 league mark in that stretch trails only Pittsburgh (75-29).
 ... 27 league road games over the last five years, matching Pittsburgh for the most in the BIG EAST.

■ **Eleven NCAA Tournament Teams From BIG EAST**

-- An NCAA-record 11 BIG EAST Conference teams were selected to participate in the 2011 NCAA Tournament (Louisville, Cincinnati, Connecticut, Georgetown, Marquette, Notre Dame, Pittsburgh, St. John's, Syracuse, Villanova, West Virginia). The eleven selections from one league shatters the old record of eight accomplished on three previous occasions by the BIG EAST (2006, 2008, 2010). In addition to its automatic bid, ten teams were selected among the 37 at-large selections. Connecticut -- a team which Louisville beat twice in three meetings last season -- won the national championship and Marquette advanced to the Sweet Sixteen.

BIG EAST Teams in the 2011 NCAA Tournament

<i>Team</i>	<i>Record</i>	<i>Seed</i>	<i>Site</i>
Pittsburgh	1	Washington, DC
Notre Dame	2	Chicago, IL
Connecticut	3	Washington, DC
Syracuse	3	Cleveland, OH
Louisville	25-9	4 Denver, CO
West Virginia	5	Tampa, FL
Cincinnati	6	Washington, DC
Georgetown	6	Chicago, IL
St. John's	6	Denver, CO
Villanova	9	Cleveland, OH
Marquette	11	Cleveland, OH

Note: The BIG EAST has received 48 NCAA Tournament bids over the last six years.

Cardinals in the NCAA Tournament

■ Louisville made its **37th NCAA Tournament appearance**. The Cardinals have reached the NCAA Tournament 28 of the last 35 years (five straight, eight of the last ten, 10 of the last 13 years, 16 of last 20). The Cards have reached the Sweet 16 on 17 occasions, including advancing to the Elite Eight two of the last three seasons. Louisville is tied for sixth in tournament victories (60) and is fifth in NCAA Tournament appearances (37). U of L has a 60-39 overall NCAA Tournament record, reaching the Final Four eight times.

■ Only four teams -- Kentucky (51), UCLA (42), North Carolina (42), and Kansas (40) -- have more NCAA Tournament appearances than Louisville's 37.

■ U of L Coach Rick Pitino has a **38-15** record in NCAA Tournament play (.717), ranking him seventh among active coaches in winning percentage and 14th all time. Only six coaches have coached more Final Four teams than Pitino's five, a feat matched by four others. Pitino is the only coach to lead three different teams to the Final Four; is one of only six coaches to lead four different schools to the NCAA Tournament; and one of 12 active collegiate coaches who have won an NCAA Championship.

■ Only four teams have been to more Sweet 16 appearances than Louisville's 17 since the NCAA began Sweet 16 records in 1975 (North Carolina 24, Kentucky 23, Duke 22 and Kansas 18).

■ U of L Coach Rick Pitino has guided 16 teams to NCAA tournament appearances, including eight of his last nine years at Louisville.

His last six straight Kentucky teams reached the NCAA Tournament. The Wildcats won the 1996 NCAA title and were national runner-up in 1997 under his guidance.

■ This was the seventh time the Cardinals have entered the NCAA Tournament as a No. 4 seed (also: 1981, 1989, 1990, 1993, 2003, 2005). U of L was last selected as a No. 4 seed in 2005 when the Cardinals advanced to the NCAA Final Four. U of L has a 10-7 record as a No. 4 seed since the NCAA began seeding teams in 1979.

■ U of L played 18 of its 34 games against teams in the NCAA Tournament (prior to the tournament), compiling an 11-7 mark against those foes (defeated Butler, Connecticut twice, Marquette twice, Notre Dame, UNLV, St. John's, Pittsburgh, Syracuse, West Virginia; lost to Cincinnati, Connecticut, Georgetown, Kentucky, Notre Dame, Villanova, West Virginia). Louisville has posted a 5-2 record this season against teams seeded 1-3 and was 3-2 against the Final Four teams.

■ BIG EAST teams received an NCAA record 11 bids to the NCAA Tournament (Louisville, Cincinnati, Connecticut, Georgetown, Marquette, Notre Dame, Pittsburgh, St. John's, Syracuse, Villanova, West Virginia), including five teams seeded 4 or higher.

■ **Card File** -- U of L was 6-4 last season in games decided by four points or less, losing road games at Georgetown and at West Virginia, as well as the BIG EAST Championship game against UConn on March 12 and its NCAA Tournament game against Morehead State ... Louisville and Pittsburgh were the only BIG EAST teams which did not lose back-to-back games during the regular season ... Kyle Kuric averaged a team-high 15.1 points and 5.8 rebounds over the last 13 games, hitting 36-of-77 three-pointers (.468) and 53.3 percent from the field. Kuric had averaged 2.7 rebounds per game prior to that stretch ... Louisville forced the most turnovers in the BIG EAST (16.1 per game). The Cardinals had a +4.2 turnover margin over their last nine games. U of L was seventh in the nation in steals (9.3), fifth in the NCAA in assists (17.4) and 12th in field goal percentage defense (.394) ... Peyton Siva handed out at least six assists in 16 of the last 27 games, including five of the last six. He was second in the BIG EAST in steals (2.0 per game) and fourth in assists (5.2). Siva's 182 assists were the fourth most ever in a Louisville single season ... In his last 13 games, Siva registered 73 assists with 31 turnovers (2.35 ratio) ... U of L's senior class — Preston Knowles and George Goode — helped the Cardinals win 103 games over the last four years (103-37 record, .736) and were a part of two NCAA Elite Eight squads ... Louisville's overall schedule ranks No. 11 in the nation in the RPI ... Louisville was 17th in the Ratings Percentage Index (RPI) and 17th in the Sagarin Ratings.

All-Time NCAA Final Four Appearances

North Carolina	18
UCLA	17
Duke	15
Kentucky	14
Kansas	13
Ohio State	10
Louisville	8
Indiana	8
Michigan State	8

U of L in the NCAA Tournament

NCAA Tournament Appearances 37
<i>(28 of the last 35 years; 16 of last 20)</i>	
All-Time NCAA Tourn. Record 60-38
Sweet 16 Appearances 17
Final Four Appearances 8
NCAA Championships 2
Pitino's NCAA Tourn. Record 38-15
Pitino's NCAA Tourn. Appearances	. 16

■ **Cards Faced Three of the 2011 NCAA Final Four teams** -- Louisville faced three of the four teams in the 2011 NCAA Final Four, producing a 3-2 record during the season against those teams. The Cardinals beat national champion Connecticut twice in three meetings, defeated national runner-up Butler in their opener, and fell to Kentucky. U of L will play all three again in 2011-12. U of L played 18 of its 34 games prior to the NCAA Tournament against teams that participated in the NCAA Tournament, compiling an 11-7 mark against those foes. Louisville posted a 5-2 record last season against teams seeded 1-3.

■ **Success vs. Top 25 Foes** -- With its victory over No. 4 Notre Dame on March 11, the Cardinals have won four of its last five against ranked opponents. The Cards have been victorious the last five times they have faced an AP top-five opponent. Louisville has a 22-14 record against Top 25 teams over the last four years, including an 18-11 record during the regular season (7-5 vs. ranked teams this year). U of L has also won 12 of its last 21 games when facing Top 10 teams, spanning the last five years.

■ **Magnificent March** — Louisville has a 10-4 record in regular season games in March over the last seven years (since 2005). Add in another closing month of February and the Cardinals are 42-16 in those two months in the last seven years during the regular season (.724). Over the past seven years (since 2005), Louisville has a collective 33-16 record during the month of March. U of L coach Rick Pitino has a collective 101-38 collegiate record in the month of March (.727), including a 44-23 record at Louisville. U of L has won 29 of its last 35 games during the month of February dating back to 2006-07 (5-2 this year).

■ **Defensive Improvement** — In winning six of its last nine games last year, Louisville limited its opponents to 36.2 percent shooting from the field (183-of-505), held them to an average of 61.1 points and the Cards produced a +4.2 average turnover margin. U of L gathered an average of 9.2 steals a game while holding five of its last nine opponents to 60 or fewer points. Opponents made just 27.8 percent of its three-point goals in the last nine games (42-of-151). Prior to its game at West Virginia, Louisville held four straight opponents to 60 or fewer points, a first for Louisville since Dec. 14-27, 2004 (five straight). U of L limited Marquette to a season-low 29.8 percent shooting from the field and 56 points in the BIG EAST quarterfinals, more than 20 below its average (76.7).

■ **Cards Have Nine Straight 20-Win Seasons** — Louisville is one of nine Division I schools in the nation which have won 20 or more games in each of the past nine seasons. Kansas tops the list with 22 consecutive years, followed by Duke (15), Syracuse (14), Gonzaga (14), Florida (13), Texas (12), Utah State (12), Pittsburgh (10) and the Cardinals (9). U of L Coach Rick Pitino has won at least 20 games in a season on 19 occasions, ranking him sixth among active coaches in 20-win seasons and 15th overall. The Cards have won at least 19 games in 38 of the last 42 years.

■ **Eight on AD Honor Roll** -- Eight members of the Cardinal basketball team -- Rakeem Buckles, Terrence Jennings, Elisha Justice, Kyle Kuric, Mike Marra, Peyton Siva, Chris Smith and Stephan Van Treese -- were named to the Athletic Director's Honor Roll for the 2010 fall semester, signifying a 3.0 or better GPA. A record 393 U of L student-athletes achieved the honor and were honored at halftime of the Cards' game against St. John's. The men's basketball team has hovered around a collective 3.0 GPA for five straight semesters, including a 2.94 GPA for the most recent fall 2010 semester (3.02 for spring 2010). Fourteen of the Cardinals' 18 seniors over the last six years have earned their degrees, including all four from 2010.

■ **Cards Have Been Tough on the Road** — Louisville is tied for the most road victories in BIG EAST Conference play over the last five years (27; three last year, four in '09-10, eight of nine in 2008-09, and six in each of the previous two years; Pittsburgh also has 27, including seven last year). Overall, the Cardinals have a 30-18 record over the last five years on their opponent's home court. Louisville has won 20 of its last 35 on the road, including six against Top 25 ranked opponents.

■ **Unbeaten at Home in the BIG EAST** -- Louisville finished undefeated at home (9-0) in conference play for the 15th time in school history and the first since 1992-93 (6-0 in the Metro Conference). The nine conference home wins mark a new school record. U of L and Notre Dame were the only BIG EAST teams unbeaten at home this season.

■ **Cards 18th in All-Time Victories** — Louisville has an all-time 1632-854 record in 97 seasons of intercollegiate basketball. The Cardinals are 18th among all NCAA schools in victories.

■ **Champion Cardinals** — Three Cardinals won state championships at the high school level. Peyton Siva led Franklin High School to the 2009 Washington 3A State Championship as a senior and Franklin also won the 4A state title his freshman year in 2006. Rakeem Buckles won a pair of Florida 4A State Championships as a sophomore and junior at Monsignor Pace High School (2007, 2008). Elisha Justice was the Most Valuable Player for the 2010 Kentucky State Championship, which his Shelby Valley High School team won.

■ **King Kyle** — Kyle Kuric was crowned U of L's Homecoming King on Oct. 9 at halftime of the Cardinals' homecoming football game against Memphis. Kuric serves as a student body representative on the U of L Athletic Association Board of Directors, the governing body for the Cardinals' athletic department. He was honored as U of L's Most Outstanding Sophomore in April of 2010.

■ **Solid Defensive Effort** -- Louisville has been a solid defensive team. The Cardinals averaged a BIG EAST leading 9.3 steals (seventh nationally) while limiting opponents to 39.4 percent shooting from the field (second in the league and 13th nationally) while forcing an average of 16.1 turnovers per game, which led the BIG EAST. The Cardinals were 22nd nationally in turnover margin (+3.0) and were 27th nationally in blocked shots, averaging 5.0 rejections per game.

Twenty-seven of Louisville's 35 opponents had at least two more turnovers than assists. Twenty of the Cardinals' opponents turned the ball over at least 16 times. Louisville applied pressure from the game's outset, limiting opponents to 38.7 percent shooting (387-of-1000) while forcing an average of 8.4 turnovers in the first half.

The Cardinals limited Jackson State to just 16 first half points, the fewest for a Cardinal opponent in any half since March 8, 2006. The Tigers' first half accuracy of 19.2 percent (5-of-26) was the lowest for a U of L foe since 2007. Florida International shot just 28.3 percent from the field (15-of-53), the lowest for a U of L opponent since Indiana State hit 28.0 percent (14-of-50) on Dec. 6, 2008. San Francisco scored just 11 second-half points against the Cardinals, the fewest for a U of L foe in any half in at least the last 35 years. Seton Hall hit 22.6 percent of its first half shots (7-of-31). West Virginia shot just 18.2 percent in the second half in the KFC Yum! Center while scoring 17 points in that period.

Rutgers scored under 20 points in both halves (19 first half, 18 second half) while scoring a season-low 37 points and shooting a season-low 29.5 percent from the field. Louisville held opponents below 20 points in a half on five occasions. U of L's last nine opponents shot a combined 36.2 percent from the field.

■ **National Leaders** -- U of L ranked among the top 25 nationally in eight statistical categories in NCAA Statistics for the 2010-11 season. Individually, Gorgui Dieng was 53rd in blocked shots (1.9 per game) and Terrence Jennings was 54th in blocks (1.9). Peyton Siva was 37th in steals (2.0) and 43rd in assists (5.2) while Preston Knowles was 16th in three-pointers per game (2.9), 46th in three-point percentage (.383) and 54th in steals (1.9).

U of L Ranking in NCAA Statistics

National Rank	Statistics Category	(final statistics) Stat
5	Assists	17.4
7	Steals	9.3
9	Three-Point Goals	8.8
12	Field Goal Percentage Defense	.394
17	Scoring Margin	+10.4
18	Assists-Turnover Ratio	1.32
23	Turnover Margin	+3.0
25	3 Pt. Field Goal Pct. Defense	.311
27	Blocked Shots	5.0
37	Scoring Offense	74.9

■ **Cards Among Nation's Best in Pitino Era** — Louisville is among 15 programs in the nation that have won at least 70 percent of their games over the last 10 years. Louisville has a .718 winning percentage since U of L Coach Rick Pitino took over the reins of the Cardinal program, 14th best in the nation. Three additional BIG EAST schools are among that group, including Pittsburgh, Syracuse and Connecticut.

Best Winning Percentage Last 10 Years


Louisville is among the top 20 programs in the nation in winning percentage over the last 10 seasons under Pitino. (records through 2010-11)

School	2010-11	2001-10	Total	Pct.
Kansas	35-3	265-55	300-58	.838
Duke	32-5	260-56	292-61	.827
Memphis	25-10	255-54	280-64	.814
Gonzaga	25-10	239-57	264-67	.798
Pittsburgh	28-6	245-65	273-71	.794
Connecticut	32-9	225-79	257-88	.745
Florida	29-8	228-81	257-89	.743
Kentucky	29-9	228-80	257-89	.743
Xavier	24-8	224-79	248-87	.740
Syracuse	27-8	229-84	256-92	.736
Texas	28-8	226-84	254-92	.734
Wisconsin	25-9	217-82	242-91	.727
North Carolina	29-8	223-90	252-98	.720
Louisville	25-10	220-86	245-96	.718
Illinois	20-14	224-88	244-102	.705
Michigan State	19-15	226-93	245-108	.694
Western Ky.	16-16	207-83	223-99	.693
Marquette	22-15	207-90	229-105	.686
Arizona	30-8	196-99	226-107	.679
Villanova	21-12	203-99	224-111	.669
Oklahoma State	20-14	203-98	223-112	.666

■ **Cards Reached BIG EAST Title Game** -- Louisville reached the championship game of the BIG EAST Tournament for the second time in three years. After a double-round bye, the third seeded Cardinals beat Marquette 81-56 in the quarterfinals of the event played in New York's Madison Square Garden; beat No. 4/4 Notre Dame 83-77 in overtime in the semifinals; and fell 66-69 to No. 21/19 Connecticut in the championship game on Saturday. The Cardinals have won five of their last seven games in the BIG EAST Tournament. Louisville has a composite 71-41 conference tournament record (6-5 BIG EAST, 13-8 Conference USA, 32-9 Metro Conference, 18-18 Kentucky Intercollegiate Athletic Conference, 2-1 Ohio Valley Conference). The Cardinals have won 16 conference tournament titles (1 BIG EAST, 2 C-USA, 11 Metro, 2 KICAC), among those the 2009 BIG EAST title.

2011 BIG EAST All-Tournament Team
 Kemba Walker, Connecticut *
 Preston Knowles, Louisville
 Peyton Siva, Louisville
 Jeremy Lamb, Connecticut
 Scott Martin, Notre Dame
 Rick Jackson, Syracuse
 * *Most Outstanding Player*

2011 BIG EAST Men's Basketball Championship

First Round Tuesday, March 8	Second Round Wednesday, March 9	Quarterfinals Thursday, March 10	Semifinals Friday, March 11	Championship Saturday, March 12
9 Connecticut 97	Connecticut 79	Connecticut 76	Connecticut 76	 Connecticut 69 Champion 9 p.m. (ESPN)
16 DePaul 71	8 Georgetown 62	1 Pittsburgh 74	7 p.m. (ESPN)	
12 Seton Hall 70	Rutgers 63	St. John's 73	2 p.m. (ESPN)	
13 Rutgers 76/ot	5 St. John's 65	Syracuse 71/ot	2 p.m. (ESPN)	
10 Villanova 69	4 Syracuse 79	Connecticut	7 p.m. (ESPNU)	
15 USF 70	15 USF 61	Cincinnati 51	7 p.m. (ESPN)	
11 Marquette 87	7 Cincinnati 87	Notre Dame 77/ot	9 p.m. (ESPNU)	
14 Providence 66	2 Notre Dame 89	Louisville 66	9 p.m. (ESPN)	
	Marquette 67	Marquette 56		
	6 West Virginia 61	Louisville 83		
	3 Louisville 81			

BIG EAST CONFERENCE

(2010-11 Final Standings)

School	Big East	Overall	Tourn.
Pittsburgh	15-3	28-6	NCAA
Notre Dame	14-4	27-7	NCAA
Louisville	12-6	25-10	NCAA
Syracuse	12-6	27-8	NCAA
St. John's	12-6	21-12	NCAA
West Virginia	11-7	21-12	NCAA
Cincinnati	11-7	26-9	NCAA
Georgetown	10-8	21-11	NCAA
Connecticut	9-9	32-9	NCAA
Villanova	9-9	21-12	NCAA
Marquette	9-9	22-15	NCAA
Seton Hall	7-11	13-18	
Rutgers	5-13	15-17	
Providence	4-14	15-17	
USF	3-15	10-23	
DePaul	1-17	7-24	

Louisville in BIG EAST Statistics

Team Statistics	Stat	Rank
Scoring Offense	74.9	4
Scoring Defense	64.5	4
Scoring Margin	+10.4	2
FT Percentage	.663	16
FG Percentage	.453	7
FG Pct. Defense	.394	2
3-Pt. Percentage	.362	3
3-Pt. Percentage Defense	.311	2
Rebound Margin	+0.1	12
Blocked Shots	5.0	3
Assists	17.4	2
Steals	9.3	1
Turnover Margin	+3.0	2
Assists-Turnover Ratio	1.33	3
3FG Made	8.8	1

Scoring	Field Goal Percentage
12. Preston Knowles 14.6	3. Terrence Jennings .533
	7. Kyle Kuric514

Assists	Blocked Shots
4. Peyton Siva5.2	3. Gorgui Dieng1.9
	4. Terrence Jennings ..1.9

Steals	Three-Point FG Made
2. Peyton Siva2.0	3. Preston Knowles ...2.9
4. Preston Knowles1.9	7. Kyle Kuric2.1

Three-Point Percentage	Assists-Turnover Ratio
3. Kyle Kuric449	11. Preston Knowles .383
9. Chris Smith404	14. Peyton Siva1.80

■ **Pitino Successful in Conference Tournaments** -- U of L Coach Rick Pitino has a 38-13 record in conference tournaments (7-7 BIG EAST, 8-2 Conference USA, 17-1 Southeastern, 4-1 North Atlantic, 2-2 ECAC North). Pitino has won nine conference tournament titles (1 BIG EAST, 2 C-USA, 5 SEC, 1 North Atlantic Conf.), the last being the 2009 BIG EAST Conference Championship.

U of L's Conference History

Conference	Years
Kentucky Intercollegiate Athletic	1925-48
Ohio Valley	1948-49
Missouri Valley	1964-75
Metro	1975-95
Conference USA	1995-2005
BIG EAST	2005-current

2010-11 BIG EAST Conference Honors

<p>All-BIG EAST First Team Kemba Walker, Connecticut Austin Freeman, Georgetown Ben Hansbrough, Notre Dame Ashton Gibbs, Pittsburgh Marshon Brooks, Providence Dwight Hardy, St. John's</p> <p>BIG EAST All-Rookie Team Sean Kilpatrick, Cincinnati Jeremy Lamb, Connecticut Shabazz Napier, Connecticut Cleveland Melvin, DePaul Brandon Young, DePaul Gilvydas Biruta, Rutgers</p> <p>Sportsmanship Award Tory Jackson, Notre Dame</p>	<p>All-BIG EAST Second Team Preston Knowles, Louisville Darius Johnson-Odom, Marquette Brad Wanamaker, Pittsburgh Rick Jackson, Syracuse Corey Fisher, Villanova</p> <p>Player of the Year Ben Hansbrough, Notre Dame</p> <p>Coach of the Year Mike Brey, Notre Dame</p> <p>Defensive Player of the Year Rick Jackson, Syracuse</p> <p>Most Improved Player Ashton Gibbs, Pittsburgh</p>	<p>All-BIG EAST Third Team Chris Wright, Georgetown Tim Abromaitis, Notre Dame Jeremy Hazell, Seton Hall Kris Joseph, Syracuse Corey Stokes, Villanova</p> <p>BIG EAST Honorable Mention Peyton Siva, Louisville Jimmy Butler, Marquette Scoop Jardine, Syracuse Kevin Jones, West Virginia</p> <p>Sixth Man of the Year Kris Joseph, Syracuse</p> <p>Scholar Athlete of the Year Tim Abromaitis, Notre Dame</p> <p>Rookie of the Year Lance Stephenson, Cincinnati</p>
--	---	---

■ **Double-Digit Assists** -- Peyton Siva is the fourth Cardinal in the last 25 years to notch multiple double-digit assist games in the same season, joining Terrence Williams, Ellis Myles, and LaBradford Smith. Smith's five 10-assist outings in 1989-90 lead the way over that span.

10-assist games in a season, since 1986-87

1. 5 - LaBradford Smith - 1989-90 (12-11-12-10-10)
2. 3 - Terrence Williams - 2007-08 (13-10-11)
2. 3 - LaBradford Smith - 1990-91 (11-12-10)
4. 2 - Peyton Siva - 2010-11 (10-10)
4. 2 - Ellis Myles - 2004-05 (10-10)
4. 2 - LaBradford Smith - 1987-88 (10-10)

■ **Three-Point Barrage** -- Louisville's 8.8 three-point goals per game led the BIG EAST and ranked ninth nationally. It was the second highest ever for U of L, trailing only the 9.5 per game average of the Cards' 2004-05 Final Four team which made 361-of-905 threes while producing a 33-5 record. Louisville made seven or more three-point goals in 27 games this season. The Cards knocked down 11+ threes for three straight games (vs. Gardner-Webb, Western Ky., Morgan St.), marking just the second time that has ever happened at U of L. The 17 threes vs. Morgan State were the most for a Louisville squad since hitting 18 vs. DePaul on Feb. 15, 2009. U of L shot 73.9 percent (17-for-23) from downtown, the third-highest percentage in school history in games with at least 10 attempts and the highest percentage ever in games with 15 or more tries.

■ **Behanan, Blackshear in McDonald's Game** -- Two University of Louisville men's basketball incoming freshmen participated in the prestigious 2011 McDonald's All-America high school basketball game. Wayne Blackshear, a 6-5 guard from Morgan Park High School in Chicago, and Chane Behanan, a 6-7 forward from Bowling Green (Ky.) High School, were selected to participate in the all-star game on March 30 in Chicago. Behanan played for the East team while Blackshear played for the West squad. The players were among 24 selected from a list of more than 2,500 nominees nationwide. It is the first time under U of L Coach Rick Pitino that the Cards have signed two members of the All-America team in the same recruiting class. It is the fifth time U of L has had a pair of signees who have played in the McDonald's All-America game since its origination in 1977. Current U of L guard Peyton Siva is the last Cardinal selected for the McDonald's All-America game in 2009. A total of 26 McDonald's All-America game selections have either signed or played at U of L.

■ **Louisville, LSU Special Accomplishment** — Louisville and LSU are the only two schools in the nation over the last six years which have reached each of the men's and women's Final Four, a BCS bowl game and the College World Series. Louisville has been in the 2009 Women's Final Four, 2005 Men's Final Four, 2007 Orange Bowl and 2007 College World Series. LSU participated in the 2005, 2006 and 2008 Women's Final Fours, 2006 Men's Final Four, 2007 Sugar Bowl and 2008 BCS National Championship Game (Sugar Bowl); and 2008 and 2009 College World Series. U of L's women's basketball team reached the 2009 NCAA Championship game.

■ **Injuries Challenged Cards Last Season** — Ten Cardinals missed games during the 2010-11 season due to injury, including Preston Knowles (hamstring), Gorgui Dieng (concussion), Rakeem Buckles (concussion, broken left finger, torn ACL), Terrence Jennings (hip pointer), Elisha Justice (concussion, bone bruise below right knee, left rib cage fracture), Mike Marra (sprained right ankle), Tim Henderson (concussion), Kyle Kuric (concussion), Russ Smith (broken right foot, strained right foot, concussion), and Jared Swopshire (left groin). Several additional injuries kept other Cards out for short periods without missing games.

Junior forward Jared Swopshire (strained left groin) -- the Cards' leading returning scorer (7.5) and rebounder (6.1) in 2009-10 -- missed the entire season since injuring his groin in August of 2010. He had surgery on Jan. 20, performed by Dr. William C. Meyers in Philadelphia.

■ **Cardinal Spurts** — Over its 35 games in the 2010-11 season, Louisville produced 48 runs of 8-0 or better. The Cards forced their opponents into 80 scoring droughts of three minutes or more. The Cardinals longest unanswered scoring run of the season was a 20-0 stretch against Gardner-Webb when U of L held the Runnin' Bulldogs scoreless for nearly nine minutes in the first half.

■ **Trends** — U of L is 109-7 over the last 10 seasons under Coach Rick Pitino when scoring 80 or more points (12-0 in 2010-11) ... Over the past 10 years under Pitino, Louisville is 87-6 when shooting 50 percent or better from the field (6-0 in 2010-11) ... U of L is 188-33 when holding its opponent below 70 points over the past 10 years under Pitino (17-5 in 2010-11).

■ **Generous Siva** -- Peyton Siva handed out 182 assists for the season, the fourth most ever by a U of L player. His 5.2 assist average for the season was the fifth-highest in Cardinal history and ranked fourth in the BIG EAST. He delivered at least six assists in 17 games, including five of the last six. In his last 13 games, Siva produced 73 assists with 31 turnovers, helping him move into 14th in the BIG EAST in assists-to-turnovers ratio for the season (1.80).

Most Assists / Season

Rk.	Player	Year	Asst.
1.	LaBradford Smith	1989-90	226
2.	Terrence Williams	2008-09	185
3.	LaBradford Smith	1988-89	184
4.	Peyton Siva	2010-11	182
5.	Milt Wagner	1985-86	165
6.	Keith Williams	1989-90	162
7.	Terrence Williams	2007-08	161
8.	Reece Gaines	2002-03	159
9.	Phil Bond	1976-77	156
	LaBradford Smith	1987-88	156

Highest Assists Average / Season

Rk.	Player	Year	Avg.
1.	LaBradford Smith	1989-90	6.46
2.	LaBradford Smith	1988-89	5.58
3.	Phil Bond	1976-77	5.57
4.	Phil Bond	1975-76	5.43
5.	Peyton Siva	2010-11	5.20
6.	Terrence Williams	2008-09	5.00
7.	Reece Gaines	2002-03	4.97

■ **Siva Among Top Cards in Steals** --

Peyton Siva was second in the BIG EAST in steals (2.0 per game) and his 69 steals ranked eighth in a single season all-time at U of L. Siva had a steal in 29 of 35 games for the season and gathered multiple steals in 14 of the last 24 games. Preston Knowles gathered 63 steals, four short of the single season top ten.

Most Steals / Season

Rk.	Player	Year	Asst.
1.	Darrell Griffith	1979-80	86
	Tick Rogers	1994-95	86
	Terrence Williams	2008-09	86
4.	Alvin Sims	1996-97	85
5.	Alvin Sims	1995-96	83
6.	LaBradford Smith	1989-90	74
7.	Jason Osborne	1994-95	72
8.	Peyton Siva	2010-11	69
9.	DeJuan Wheat	1996-97	68
10.	Roger Burkman	1979-80	67
	Tick Rogers	1995-96	67

U of L Statistical Comparison

	Wins	Losses	Home	Away	Neut
Record	25-0	0-10	19-2	4-6	2-2
Scoring Average	79.4	63.9	76.0	73.7	72.8
Points Allowed	62.1	70.7	60.7	72.0	66.0
Scoring Margin	+17.3	-6.8	+15.2	+1.7	+6.8
FG Percentage459	.433	.453	.458	.436
Opp. FG Percentage .375	.442	.380	.428	.379	.379
3-Pt. Percentage368	.344	.355	.379	.356
FT Percentage673	.633	.643	.710	.667
Rebound Margin	+3.6	-8.5	+2.4	-4.9	+0.8
Turnover Margin	+4.0	+0.6	+4.6	+0.6	+0.5

■ **Cards Sixth All-Time in the Polls** — Louisville's initial appearance in the Associated Press poll on Dec. 6 marked the 500th occasion the Cards have been ranked in the AP poll, sixth most all-time (512 now). U of L has been ranked 10 consecutive weeks in the poll. (longest streak under Pitino: 31 weeks, 2005-06). The Cards finished the 2008-09 season No. 1 in the AP poll — the first No. 1 AP ranking ever for U of L. U of L did not receive a single vote in the preseason AP poll.

■ **Tough Schedule** — Louisville's 2010-11 overall schedule was ranked as the 11th toughest in the nation in the ratings percentage index (RPI). Twenty-four of the Cardinals' 35 games were played against teams that participated in post-season competition last season, including 15 in the NCAA Tournament. Six of the Cardinals' 13 non-conference opponents competed in post-season tournaments and in '09-10. Ten BIG EAST teams were ranked among the nation's top 25 teams during the season, including seven in the final AP poll. U of L was 6-4 against teams in the top 25 of the RPI this season. Three of the Cardinals' foes reached the NCAA Final Four (3-2 record).

■ **Knowles, Siva Attain 2011 BIG EAST Honors** — U of L senior guard Preston Knowles was honored on the All-BIG EAST second team, recognizing him among the top 11 players in the league. Sophomore guard Peyton Siva was an honorable mention selection. It was both of the players first selection on the all-league team. Siva was second in the league in steals (2.0) and fourth in assists (5.2). Knowles was 12th in scoring (14.6), fourth in steals (1.9) and third in three-pointers per game (2.9). Knowles and Siva were also both selected to the 2011 BIG EAST Conference All-Tournament team.

■ **Record Crowd** -- Louisville set a home game attendance record on Dec. 31 when the Cardinals faced Kentucky in the KFC Yum! Center with 22,803 present. U of L closed a 54-year run in Freedom Hall with a record 20,135 fans for its home finale against Syracuse on March 6, 2010. Eight 22,000+ crowds attended Cardinal home games last season and Louisville averaged 21,832 fans, topped only by Syracuse and Kentucky. A sold-out crowd of 21,218 witnessed the Cardinals' Red-White intrasquad scrimmage on Oct. 25 in the KFC Yum! Center. In 21 home games, a U of L record 458,463 fans attended home games for the Cardinals last season. The old record of 402,963 fans in 22 home games occurred in 2005-06 when the Cards played in Freedom Hall.

■ **25 Former Pitino Assistants/Players Became Head Coaches** -- U of L Coach Rick Pitino has had 25 of his former assistants or players rise to a collegiate head coaching position, two of which the Cardinals will face this season. There are eight former assistants as current head coaches, including Mick Cronin at Cincinnati; Scott Davenport at Bellarmine; Billy Donovan at Florida; Steve Masiello at Manhattan; Marvin Menzies at New Mexico State; Herb Sendek at Arizona St.; Kevin Willard at Seton Hall; and Tubby Smith at Minnesota. Pitino has a collective 24-7 record in games against his former assistants (3-0 vs. Ralph Willard; 7-5 vs. Tubby Smith; 6-0 vs. Billy Donovan, 4-2 vs. Mick Cronin, 1-0 vs. Scott Davenport, 1-0 vs. Marvin Menzies, 2-0 vs. Kevin Willard). John Kuester, who was a Pitino assistant at Boston University, is the head coach of the NBA Detroit Pistons. Indiana Pacers head coach Frank Vogel was a student manager for Pitino at Kentucky and his video coordinator with the Celtics.

Six former Pitino players also became collegiate head coaches, four of which are currently active, including Travis Ford of Oklahoma State; Sean Woods of Mississippi Valley State; Donovan; and Masiello. Including games against both his 25 former assistants and former players who went on to become collegiate head coaches, Pitino is 26-7 (record vs. former players as head coaches: 3-1 vs. Travis Ford, 2-0 vs. John Pelphrey and Donovan).

■ **High-Tech Uniforms** -- Louisville's uniforms made by adidas were 30 percent lighter and dry twice as fast as previous uniforms. They are made from 60 percent recycled materials and feature adidas' Formation technology, which reduces seams, decreases friction and optimizes natural movement. U of L was one of 10 schools utilizing the new uniforms in 2010-11. adidas reduced uniform weight and increased comfort by switching numbers from heavier, dense materials to a more breathable mesh.

Nation's Toughest Schedules by the Ratings Pct. Index (Final rankings)

- 1 Georgetown
- 2 Tennessee
- 3 Connecticut
- 4 Kentucky
- 5 Florida
- 6 North Carolina
- 7 Kansas State
- 8 West Virginia
- 9 Penn State
- 10 Kansas
- 11 Louisville**
- 12 Texas
- 13 St. John's
- 14 Michigan State
- 15 Vanderbilt

Largest KFC Yum! Center Crowds

Crowd	Opponent	Result	Date
1. 22,803	Kentucky	L 63-78	12/31/10
2. 22,776	Connecticut	W 71-58	2/18/11
3. 22,758	Pittsburgh	W 62-59	2/27/11
4. 22,755	Syracuse	W 73-69	2/12/11
5. 22,724	Providence	W 87-60	3/ 2/11

'10-11 NATIONAL RANKINGS

Associated Press (March 14 - final)

- 1 Ohio State
- 2 Kansas
- 3 Duke
- 4 Pittsburgh
- 5 Notre Dame
- 6 San Diego St.
- 7 North Carolina
- 8 Texas
- 9 Connecticut
- 10 Brigham Young
- 11 Kentucky
- 12 Syracuse
- 13 Purdue
- 14 Louisville**
- 15 Florida
- 16 Wisconsin
- 17 Arizona
- 18 St. John's
- 19 Utah State
- 20 Xavier
- 21 Kansas State
- 22 West Virginia
- 23 Washington
- 24 Texas A&M
- 25 Vanderbilt

ESPN/USA Today (April 5 - final)

- 1 Connecticut
- 2 Butler
- 3 Kentucky
- 4 Kansas
- 5 Ohio State
- 6 VCU
- 7 Duke
- 8 North Carolina
- 9 Arizona
- 10 Florida
- 11 San Diego St.
- 12 Pittsburgh
- 13 Brigham Young
- 14 Notre Dame
- 15 Wisconsin
- 16 Texas
- 17 Purdue
- 18 Syracuse
- 19 Florida State
- 20 Marquette
- 21 Richmond
- 22 Louisville**
- 23 Washington
- 24 Kansas State
- 25 Utah State

Other U of L opponents receiving votes:
 AP: Georgetown, Cincinnati, UNLV, Butler, Villanova, Marquette. ESPN/USAT: West Virginia, St. John's, Cincinnati, Georgetown

Louisville in the Polls *rv = receiving votes*

Date	AP	ESPN/USAT	Date	AP	ESPN/USAT
Preseason	rv	Jan. 17 19 15
Nov. 15	rv	Jan. 24 23 19
Nov. 22	rv	rv	Jan. 31 15 13
Nov. 29	rv	rv	Feb. 7 16 15
Dec. 6	24	rv	Feb. 14 16 16
Dec. 13	20	21	Feb. 21 16 16
Dec. 20	rv	25	Feb. 28 11 11
Dec. 27	22	20	March 7 14 14
Jan. 3	rv	23	March 14 14 11
Jan. 10	18	17	April 5 22

Note: U of L was No. 17 in the Sagarin Ratings and No. 17 in the ratings percentage index (RPI) for the 2010-11 season.

■ **Cards Second in BIG EAST Wins** -- Since the 2005-06 season when the Cardinals joined the BIG EAST, Louisville is second in league victories with a 71-33 mark during the regular season, behind Pittsburgh (75-29).

■ Louisville has ranked among the nation's top 35 in field goal percentage defense in seven of the past nine years, including 12th in 2010-11 (.394).

U of L National Ranking in Field Goal Percentage Defense

- | | | |
|---------|-------|-------|
| 2002-03 | | 31st |
| 2003-04 | | 2nd |
| 2004-05 | | 8th |
| 2005-06 | | 49th |
| 2006-07 | | 25th |
| 2007-08 | | 8th |
| 2008-09 | | 22nd |
| 2009-10 | | 161st |
| 2010-11 | | 12th |

■ **Pitino Adds To Victory Total** -- U of L Coach Rick Pitino ranks among the top ten best coaching starts all-time in 25 seasons. He is third behind Jerry Tarkanian (647 wins at Long Beach State and UNLV, 1969-92) and Jim Boeheim (600 wins at Syracuse, 1977-2001). Pitino's 597 victories in 25 years as a head coach is an incredible feat given Pitino took over losing programs at each of his four collegiate coaching stops.

Best Coaching Starts by Victories (First 25 Seasons)

Coach, Team(s)	Seasons	W	L	Pct.
1. Jerry Tarkanian, Long Beach St. & UNLV	1969-92	647	133	.829
2. Jim Boeheim, Syracuse	1977-2001	600	208	.743
3. Rick Pitino, Boston U., Providence, Kentucky, Louisville	'85-87, '89-97, '01-10	597	220	.731
4. Bob Huggins, Walsh, Akron & Cincinnati	1981-2005	590	211	.737
5. Denny Crum, Louisville	1972-96	587	224	.724
6. Dean Smith, North Carolina	1962-86	579	171	.772
7. John Thompson, Georgetown	1973-97	573	218	.724
8. Mike Krzyzewski, Army & Duke	1976-2000	571	219	.723

■ **Pitino A Hall of Fame Nominee** — The Cardinals beat seven Top 25 teams during the 2010-11 season and rose as high as No. 11 in both polls. Tied for third in arguably the toughest conference in the nation, the Cardinals were picked eighth in the league and did not receive a single vote in the AP preseason poll. Despite having 10 players who missed games with injuries and opening the season without a regular returning starter, U of L earned its ninth straight season with 20 wins. U of L Coach Rick Pitino was one of 26 individuals nominated for induction in the Naismith Memorial Basketball Hall of Fame for the 2011 class, but was not among the finalists.

■ **Pitino Used Sped-Up Style** — U of L Coach Rick Pitino sought to speed up the Cardinals' playing style to an accelerated pace. The Cardinals practiced with a 24 second clock and considered it a turnover if they did not cross halfcourt within three seconds. He plans to maintain a highly up-tempo pace in 2011-12.

■ **Kuric Slams Top Dunk** — Kyle Kuric's monster slam in the closing seconds of the first half at Notre Dame was recognized as the 2011 Papa John's Dunk of the Year. After narrowing the list to eight finalists on the season, Kuric's dunk received 45 percent of the votes in an online fan poll to earn the national title.

■ **Successful Athletic Year for Cards** — Louisville has enjoyed significant success this year with many of its athletic teams. Several of the Cardinals' sports teams were ranked nationally during the 2010-11 season, including the second-ranked men's soccer team, which advanced to the title game of the NCAA Championship before falling 1-0 to Akron. Additionally, U of L's men's cross country (29th), men's tennis (20th), women's field hockey (12th), women's basketball (18th), men's swimming (18th), women's swimming (19th) and women's track (23rd) teams were ranked among the nation's top 25 teams. The Cards' women's basketball team advanced to the NCAA Sweet 16, it's volleyball team reached the second round of the NCAA Tournament and the men's basketball team was also an NCAA participant. U of L won six BIG EAST Championships during the 2010-11 season: men's soccer, men's tennis, volleyball, men's and women's swimming and women's indoor track. Louisville ranks 29th nationally in the Learfield Sports Director's Cup through June 2.

■ **Don't Count the Cards Out** -- Louisville battled back from at least a seven-point deficit to win on nine occasions during the 2010-11 season. Its latest comeback was recovering from a 14-point halftime deficit to defeat Notre Dame 83-77 in overtime in the semifinals of the BIG EAST Conference Championship in New York on March 11. The Cardinals used a key 13-0 run over 8:20 in the second half against West Virginia to erase a 12-point deficit to win 55-54 on Jan. 26. One of the most improbable recoveries was when the Cardinals beat Marquette 71-70 on Jan. 15 after U of L had trailed by 18 with 5:44 to play. Below is a list of Cardinal comebacks that resulted in victories.

Largest deficits overcome to win, 2010-11 season

Date	Opponent	Largest UL Deficit	Final Score	Notable
1.15.11	Marquette (H)	18 (47-65, 2H 5:44)	71-70	Outrebounded MU 9-0 during final 5:44
3.11.11	Notre Dame (N)	16 (30-46, 1H 1:25)	83-77, OT	Largest halftime deficit (14) overcome in last 29 years
1.26.11	West Virginia (H)	12 (26-38, 2H 19:38)	55-54	Largest halftime deficit (11) overcome to win in regulation since '94
3.10.11	Marquette (N)	9 (2-11, 1H 16:12)	81-56	Outscored MU by 36 in a 34-minute span
2.5.11	DePaul (H)	9 (23-32, 1H 5:10)	61-57	Cards 11-2 run to end 1st half; Kuric 17 pts (6-7 FG) last 25 min.
1.29.11	Connecticut (A)	9 (43-52, 2H 7:45)	79-78, 2OT	Siva game-tying buckets in regulation and 1st OT
12.11.10	UNLV (H)	9 (36-45, 2H 16:51)	77-69	Knowles 20 pts (6-8 FG, 6-6 FT) last 16 min.
3.2.11	Providence (H)	7 (9-16, 1H 15:47)	87-60	Kuric 19 2nd-half pts (8-11 FG); Marshon Brooks 3 pts in 2nd half
2.12.11	Syracuse (H)	7 (19-26, 1H 5:30)	73-69	Made it four straight wins in which Cards trailed by 7+ pts
1.9.11	USF (A)	6 (42-48, 1H 0:36)	86-77	Van Treese 8 pts, 10 reb (5 off) in 2nd half

HEAD COACH RICK PITINO

In his 25th season as a collegiate head coach and 10th at Louisville, U of L Coach **Rick Pitino** has compiled a 597-220 overall record (245-96 at U of L). The only coach to take three different schools to the NCAA Final Four including his 2005 Cardinal team, his .731 winning percentage ranks him 13th among active coaches and No. 28 all-time. Among active coaches, Pitino (Massachusetts '74) has the seventh-highest winning percentage in NCAA Tournament games (.717 winning percentage, 38-15 record in 16th NCAA tournament appearances). He guided Kentucky to three NCAA Final Four appearances in eight seasons (1989-97), winning the 1996 NCAA Championship and reaching the national title game in 1997. He has also served as head coach at Providence College (1985-87, 1987 Final Four), Boston University (1978-83), as well as the NBA New York Knicks (1987-89) and Boston Celtics (1997-2001).



Winningest Active Division I Men's Coaches by Percentage

(Minimum five years as a Division I head coach; includes record at four-year colleges only)

Coach, College	Yrs.	Won	Lost	Pct.
1. Roy Williams, N. Carolina	23	643	163	.798
2. Mark Few, Gonzaga	12	316	83	.792
3. Jamie Dixon, Pittsburgh	8	216	60	.783
4. Dave Rose, BYU	6	159	45	.779
5. Thad Matta, Ohio State	11	293	88	.769
6. Bo Ryan, Wisconsin	27	625	194	.763
7. Bruce Pearl, Tennessee	19	462	145	.761
8. Mike Krzyzewski, Duke	36	900	284	.760
9. John Calipari, Kentucky	19	467	150	.757
10. Bill Self, Kansas	18	444	151	.746
11. Jim Boeheim, Syracuse	35	856	301	.740
12. Bob Huggins, W.Virginia	29	691	253	.732
13. Rick Pitino, Louisville	25	597	220	.731
14. Mike Lonergan, Vermont	18	377	155	.709
15. Tom Izzo, Michigan St.	16	383	161	.704
16. Matt Painter, Purdue	7	163	69	.703
17. Danny Kaspar, SF-Austin	20	418	176	.703
18. Sean Miller, Arizona	7	166	70	.703

Above records updated through 2010-11 season

■ **Pitino One of Eight with Four** -- With the Cardinals' NCAA Tournament appearance in 2003, U of L Coach Rick Pitino joined a select group of eight coaches who have taken teams from four different schools to the NCAA Tournament.

Coach	First Team	Second Team	Third Team	Fourth Team
Rick Pitino	Boston U.	Providence	Kentucky	Louisville
John Beilein	Canisius	Richmond	West Virginia	Michigan
Lefty Driesell	Davidson	Maryland	James Madison	Georgia State
Jim Harrick	Pepperdine	UCLA	Rhode Island	Georgia
Lon Kruger	Kansas State	Florida	Illinois	UNLV
Tom Penders	Rhode Island	Texas	George Washington	Houston
Tubby Smith	Tulsa	Georgia	Kentucky	Minnesota
Eddie Sutton	Creighton	Arkansas	Kentucky	Oklahoma State

■ **Pitino One of Twelve with Two Different Final Four Schools** -- U of L Coach Rick Pitino is the only coach to take three different schools to the Final Four. Only 12 coaches have taken teams from two different schools to the NCAA Final Four. Pitino has coached five Final Four teams (Providence 1987; Kentucky 1993, 1996 and 1997; Louisville 2005), including winning the 1996 NCAA Championship at Kentucky and a runner-up finish there in 1997. Pitino is one of 11 coaches all-time who have reached the Final Four at least five times.

■ **Pitino Sixth in Active NCAA Winning Percentage** -- Pitino has a 38-15 record in NCAA Tournament play (.717), ranking him sixth among active coaches in NCAA Tournament winning percentage. Pitino has guided 16 teams to the NCAA Tournament, including eight of his last nine at Louisville. He has guided a team into the NCAA Tournament in 14 of his last 16 seasons coaching in the collegiate ranks (last six straight Kentucky teams from 1992-97; 2003-05, 2007-11 at U of L). Pitino's teams have won 23 of his last 32 games, spanning his last 10 NCAA Tournament appearances (1996, 1997, 2003, '04, '05, '07, '08, '09, '10, '11).

Most Tournament Appearances - Active

28, Jim Boeheim, 1977-2011
 27, Mike Krzyzewski, 1984-2011
 21, Jim Calhoun, 1981-2011
 21, Roy Williams, 1990-2011
 19, Rick Barnes, 1989-2011
 19, Bob Huggins, 1986-2011
 17, Gary Williams, 1983-2010
16, Rick Pitino, 1983-2010
 16, Tubby Smith, 1994-2010
 14, Mike Montgomery, 1989-2010

Most NCAA Tournament Wins - Active

79, Mike Krzyzewski, Duke, 1984-2010
 58, Roy Williams, Kansas, N. Car., 1990-2009
 49, Jim Calhoun, Northeastern & Connecticut, 1981-2009
 45, Jim Boeheim, Syracuse, 1976-2010
38, Rick Pitino, Boston U., Providence, Kentucky and Louisville, 1983-2009
 35, Tom Izzo, Michigan State, 1998-2010
 29, Tubby Smith, Tulsa, Georgia & Kentucky 1994-2007
 29, Gary Williams, Maryland, 1997-2010
 27, Bob Huggins, Akron, Cincinnati, West Virginia, 1986-2010

U of L Coach Rick Pitino in the NCAA Tournament

NCAA Tournament Winning Pct. - Active

(minimum 10 games)

.775 (79-23) Mike Krzyzewski, Duke, 1984-2009
 .753 (58-19) Roy Williams, Kansas and North Carolina, 1990-2009
 .729 (35-13) Tom Izzo, Michigan St., 1998-2009
 .727 (16-6) Steve Fisher, Michigan and San Diego St., 1989-2006
 .735 (25-9) Billy Donovan, Florida, 1999-2008
 .733 (11-4) Brad Stevens, Butler, 2008-11
.717 (38-15) Rick Pitino, Boston U., Providence, Kentucky, Louisville 1983-2009
 .700 (28-12) Bill Self, Tulsa, Illinois and Kansas, 1999-2009

Three Different Teams Taken to the Final Four

Coach	First Team	2nd Team	3rd Team
Rick Pitino	Providence	Kentucky	Louisville

Active Coaches Who Have Won An NCAA Title

Coach	Current	Won Title	Year(s)
Rollie Massimino	Northwood	Villanova	1985
Steve Fischer	San Diego St.	Michigan	1989
Mike Krzyzewski	Duke	Duke '91,'92,'01, 10	
Rick Pitino	Louisville	Kentucky	1996
Tubby Smith	Minnesota	Kentucky	1998
Jim Calhoun	Connecticut	UConn '99, '04, '11	
Tom Izzo	Michigan St.	Michigan St.	2000
Gary Williams	Maryland	Maryland	2002
Jim Boeheim	Syracuse	Syracuse	2003
Roy Williams	North Carolina	N. Carolina	'05, '09
Billy Donovan	Florida	Florida	'06, '07
Bill Self	Kansas	Kansas	2008

Final Four Appearances, All-Time

12 John Wooden, UCLA 1962-75
 11 Mike Krzyzewski, Duke, 1986-2004
 11 Dean Smith, North Carolina, 1967-97
 7 Roy Williams, Kansas/North Carolina, 1990-2009
 6 Denny Crum, Louisville, 1972-86
 6 Tom Izzo, Michigan State, 1999-2009
 6 Adolph Rupp, Kentucky, 1942-66
5 Rick Pitino, Providence / Kentucky / Louisville, 1987-2005
 5 Bobby Knight, Indiana, 1973-92
 5 Guy Lewis, Houston, 1967-84
 5 Lute Olson, Iowa / Arizona, 1980-2001

Most NCAA Tournament Games - Active

102, Mike Krzyzewski, Duke, 1984-2011
 77, Roy Williams, Kansas, N. Car., 1990-2011
 73, Jim Boeheim, Syracuse, 1976-2010
 67, Jim Calhoun, Northeastern & Connecticut, 1981-2011
53, Rick Pitino, Boston U., Providence, Kentucky and Louisville, 1983-2011
 48, Tom Izzo, Michigan St., 1998-2011
 46, Bob Huggins, Akron & Cincinnati, West Virginia, 1986-2011
 45, Gary Williams, Boston College, Ohio St. and Maryland, 1994-2010
 44, Tubby Smith, Tulsa, Georgia, Kentucky and Minnesota, 1994-2010

Pitino's NCAA Tournament Results

Boston University

1983
 ■ March 15 (East Region opening round, Philadelphia, Pa.): LaSalle 70, Boston U. 58

Providence College

1987
 ■ March 12 (Southeast Region first round, Birmingham, Ala.): Providence 90, UAB 68
 ■ March 14 (Southeast Region second round, Birmingham, Ala.): PC 90, Austin Peay 87 (OT)
 ■ March 19 (Southeast Region semifinals, Louisville, Ky.): Providence 103, Alabama 82
 ■ March 23 (Southeast Region championship, Louisville, Ky.): Providence 88, Georgetown 73
 ■ March 28 (National semifinals, New Orleans, La.): Syracuse 77, Providence 63

Kentucky

1992
 ■ March 20 (East Region first round, Worcester, Mass.): Kentucky 96, Rider 52
 ■ Kentucky 88, Old Dominion 69
 ■ March 22 (East Region second round, Worcester, Mass.): Kentucky 106, Iowa State 98
 ■ March 26 (East Region semifinals, Philadelphia, Pa.): Kentucky 87, Massachusetts 77
 ■ March 28 (East Region championship, Philadelphia, Pa.): Duke 104, Kentucky 103 (ot)
 1993
 ■ March 19 (Southeast Region first round, Nashville, Tenn.): Kentucky 96, Rider 52
 ■ March 21 (Southeast Region second round, Nashville, Tenn.): Kentucky 83, Utah 62
 ■ March 25 (Southeast Region semifinal, Charlotte, NC.): Kentucky 103, Wake Forest 69
 ■ March 27 (Southeast Region championship, Charlotte, NC.): Kentucky 106, Florida State 81
 ■ April 3 (National semifinals, New Orleans, La.): Kentucky 78, Michigan 81
 1994
 ■ March 18 (Southeast Region first round, St. Petersburg, Fla.): Kentucky 83, Tenn. St. 70
 ■ March 20 (Southeast Region second round, St. Petersburg, Fla.): Kentucky 63, Marquette 75

1995

■ March 16 (Southeast Region first round, Memphis, Tenn.): Kentucky 113, Mount St. Mary's 67
 ■ March 18 (Southeast Region second round, Memphis, Tenn.): Kentucky 82, Tulane 60
 ■ March 23 (Southeast Region semifinal, Birmingham, Ala.): Kentucky 97, Arizona State 73
 ■ March 25 (Southeast Region championship, Birmingham, Ala.): Kentucky 61, North Carolina 74
 1996
 ■ March 14 (Midwest Region first round, Dallas, TX): Kentucky 110, San Jose St. 72
 ■ March 16 (Midwest Region second round, Dallas, TX): Kentucky 84, Virginia Tech 60
 ■ March 21 (Midwest Region semifinal, Minneapolis, Minn.): Kentucky 101, Utah 70
 ■ March 23 (Midwest Region championship, Minneapolis, Minn.): Kentucky 83, Wake Forest 63
 ■ March 30 (National semifinal, East Rutherford, N.J.): Kentucky 81, Massachusetts 74
 ■ April 1 (National championship, East Rutherford, N.J.): Kentucky 76, Syracuse 67

1997

■ March 13 (West Region first round, Salt Lake City, Utah): Kentucky 92, Montana 54
 ■ March 15 (West Region second rounds, Salt Lake City, Utah): Kentucky 75, Iowa 69
 ■ March 20 (West Region semifinal, San Jose, Calif.): Kentucky 83, St. Joseph's 68
 ■ March 22 (West Region championship, San Jose, Calif.): Kentucky 72, Utah 59
 ■ March 20 (National semifinal, Indianapolis, Ind.): Kentucky 78, Minnesota 69
 ■ March 20 (national championship, Indianapolis, Ind.): Kentucky 79, Arizona 84 (ot)

Louisville

2003
 ■ March 21 (East Region first round, Birmingham, Ala.): Louisville 88, Austin Peay 64
 ■ March 23 (East Region second round, Birmingham, Ala.): Butler 79, Louisville 71
 2004
 ■ March 19 (Atlanta Region first round, Orlando, Fla.): Xavier 80, Louisville 70
 2005
 ■ March 18 (Albuquerque Region first round, Nashville, Tenn.): Louisville 68, Louisiana Lafayette 62
 ■ March 20 (Albuquerque Region 2nd round, Nashville, Tenn.): Louisville 76, Georgia Tech 64
 ■ March 24 (Albuquerque, N. M. Region regional semifinals): Louisville 93, Washington 79
 ■ March 26 (Albuquerque, N.M. Region regional championship): Louisville 93, West Virginia 85 (OT)
 ■ April 2 (National semifinal, St. Louis, Mo.): Illinois 72, Louisville 57
 2007
 ■ March 15 (South Region first round, Lexington, Ky.): Louisville 78, Stanford 58
 ■ March 17 (South Region second round, Lexington, Ky.): Texas A&M 72, Louisville 69
 2008
 ■ March 20 (East Region first round, Birmingham, Ala.): Louisville 79, Boise State 61
 ■ March 22 (East Region second round, Birmingham, Ala.): Louisville 78, Oklahoma 48
 ■ March 26 (East Region semifinals, Charlotte, N.C.): Louisville 79, Tennessee 60
 ■ March 28 (East Region championship, Charlotte, N.C.): North Carolina 83, Louisville 73
 2009
 ■ March 20 (Midwest Region first round, Dayton, Ohio): Louisville 74, Morehead State 54
 ■ March 22 (Midwest Region second round, Birmingham, Ala.): Louisville 79, Siena 72
 ■ March 27 (Midwest Region semifinals, Indianapolis, Ind.): Louisville 103, Arizona 64
 ■ March 29 (Midwest Region Championship, Indianapolis, Ind.): Michigan State 64, Louisville 52
 2010
 ■ March 19 (South Region first round, Jacksonville, Fla.): California 77, Louisville 62
 2011
 ■ March 12 (Southwest Region second round, Denver, Colo.): Morehead State 62, Louisville 61

■ **Cards vs. Top 25 Foes** -- The Cardinals have fared well in recent years against Top 25 competition. Louisville has a 22-14 record against Top 25 teams over the last four years, including a 19-12 record during the regular season (7-5 vs. ranked teams this year). Louisville has won four of its last five against ranked foes. The Cardinals have also won 12 of its last 21 games when facing Top 10 teams, spanning the last four years. Louisville last beat a top ten ranked team when the Cardinals won over No. 4 Notre Dame on March 11, 2011.

■ **Top Five Success** -- Louisville was the only team in the nation in 2010-11 to have beaten three AP Top Five teams prior to the NCAA Tournament: No. 5 UConn (1/29/11), No. 4 Pitt (2/27/11) and No. 4 Notre Dame (3/11/11). Louisville has won the last five games it has played against Top Five ranked teams, adding in victories in 2009-10 against Syracuse when it was ranked No. 2 (2/14/10) and No. 1 (3/6/10).

■ **Remarkable 18-Point Rally** -- Louisville staged an extraordinary comeback in the KFC Yum! Center on Jan. 15, recovering from an 18-point deficit with 5:44 remaining to beat Marquette 71-70. The Cardinals were down 47-65 before outscoring the Golden Eagles 24-5 down the stretch, starting with a 13-0 run. Louisville grabbed every rebound (nine) over the last six minutes -- except a deadball rebound from a Marquette missed free throw -- and made 8-of-10 shots. During the rallying effort, Preston Knowles scored 12 points, hit 4-of-4 three-pointers and had a steal and two assists, including passing to Kyle Kuric for the winning basket with four seconds remaining. Terrence Jennings grabbed four rebounds and made all four of his free throws. Chris Smith produced two points, three rebounds and two assists; while reserve guard Elisha Justice delivered two assists while on the court for the entire comeback.

■ **Defense Spurs Another Top Five Win** -- A strong defensive effort aided the Cardinals' second victory over a top five team last season as the Cardinals beat No. 4 Pittsburgh 62-59 in overtime on Feb. 27. Louisville held the Panthers without a field goal for a span of 11:11 in the first half, allowing the Cards to turn an 8-7 deficit into a 24-12 lead. Pittsburgh went 0-for-9 from the floor with seven turnovers during the stretch. Pitt scored a season-low 22 first half points. U of L has held four of its last five opponents to 60 or fewer points, limited them to a collective 34.9 percent accuracy from the field (97-of-278) and gained a +7.2 turnover margin.

■ **Cards Recover From Large Halftime Deficit** -- The Cardinals rallied for its 83-77 overtime victory over Notre Dame in the BIG EAST Championship semifinals after being down by 14 at halftime. That feat ties for the largest halftime deficit overcome by a Louisville team in the last 29 years. It was the second largest halftime deficit overcome for a BIG EAST tournament game behind the 15 points trailed by Syracuse in a 58-57 semifinal win over Georgetown. Earlier in the season, the Cardinals recovered from an 18-point deficit with 5:44 remaining to beat Marquette 71-70 on Jan. 15.

Largest UofL halftime deficits overcome to win, since 1982-83

Margin (score)	Opponent (site)	Date	Final Score
1. 14 (32-46)	Notre Dame (N)	3/11/11	W 83-77, OT
1. 14 (18-32)	Ohio State (A)	1/4/03	W 72-64, OT
1. 14 (32-46)	Virginia Tech (N)	3/12/94	W 76-67

Louisville's vs. AP Top 25 Teams in Recent Years

Opponent	Result (Site)	Date
#21 Connecticut	L 66-69 (N)	3-12-11
#4 Notre Dame	W 83-77 ot (N)	3-11-11
#4 Pittsburgh	W 62-59 ot (H)	2-27-11
#13 Connecticut	W 71-58 (H)	2-18-11
#12 Syracuse	W 73-69 (H)	2-12-11
#9 Notre Dame	L 79-89 ot (A)	2-9-11
#13 Georgetown	L 59-62 (A)	1-31-11
#5 Connecticut	W 79-78 2ot (A)	1-29-11
#7 Villanova	L 74-88 (A)	1-12-11
#11 Kentucky	L 63-78 (H)	12-31-10
#20 UNLV	W 77-69 (H)	12-11-10
#16 Butler	W 88-73 (H)	11-16-10
#1 Syracuse	W 78-68 (H)	3- 6-10
#11 Georgetown	L 60-70 (H)	2-23-10
#2 Syracuse	W 66-60 (A)	2-14-10
#9 West Virginia	L 74-77 (A)	1-30-10
#16 Pittsburgh	L 77-82 ot (A)	1-16-10
#4 Villanova	L 84-92 (H)	1-11-10
#3 Kentucky	L 62-71 (A)	1- 2-10
#8 Michigan State	L 52-64 (N)	3-29-09
#18 Syracuse	W 76-66 (N)	3-13-09
#10 Villanova	W 69-55 (N)	3-12-09
#8 Marquette	W 62-58 (H)	3- 1-09
#1 Connecticut	L 51-68 (H)	2- 2-09
#8 Syracuse	W 67-57 (A)	1-25-09
#1 Pittsburgh	W 69-63 (H)	1-17-09
#13 Notre Dame	W 87-73 ot (H)	1-12-09
#18 Villanova	W 61-60 (A)	1-10-09
# 1 North Carolina	L 73-83 (N)	3-29-08
# 5 Tennessee	W 79-60 (N)	3-27-08
#11 Georgetown	L 52-55 (A)	3- 8-08
#17 Notre Dame	W 90-85 (H)	2-28-08
#6 Georgetown	W 59-51 (H)	2- 9-08
#16 Marquette	W 71-57 (A)	2- 4-08
#13 Marquette	W 71-51 (H)	1-17-08
#7 Pittsburgh	W 66-53 (A)	2-12-07

■ **Another Double-Digit Comeback vs. WVU** -- Louisville overcame a 12-point second-half deficit and an 11-point halftime trailer (37-26) to defeat West Virginia 55-54 in Louisville on Jan. 26 on Peyton Siva's driving scoop shot off the glass with 4.5 seconds remaining. Louisville had not overcome a bigger halftime deficit since the Cards rallied from 13 down at the break to defeat the Mountaineers in overtime in a memorable 2005 Elite Eight game. The last time U of L erased a bigger halftime spread to win in regulation: March 20, 1994, when Minnesota led 34-22 at the break before U of L won 60-55 in the NCAA Tournament second round.

A crucial 13-0 second-half run covering 8:20 allowed Louisville to turn an 11-point deficit (42-31) into a two-point cushion. WVU missed 10 shots during the run, with the Cards collecting the rebound after each of the first eight misfires. Louisville held the Mountaineers without a field goal for a stretch of 13:40 from the beginning of the 13-0 run until the game clock read 1:30. WVU missed 13 straight shots during that span.

WVU shot 18.2 percent (4-for-22) from the field in the second half, scoring 17 points. The 17 points were the fewest in a half for a U of L conference opponent since USF scored 15 in the first half of an 85-40 Cardinal win on Jan. 10, 2004. Louisville held a league foe to fewer than 20 second-half points for the first time since Jan. 22, 1983, when Southern Miss managed just 17 points in the latter half of a 63-48 U of L victory.

■ **Another Dramatic Comeback** -- Louisville recovered from a 16-point first-half deficit against No. 4 Notre Dame to claim an 83-77 overtime victory in the BIG EAST semifinals. After allowing the Irish to shoot 56.7 percent from the field in the first half, the Cards' defense held Notre Dame to 27.3 accuracy in the second half (6-of-22). After Notre Dame had held a 40-32 rebounding edge in South Bend last season, U of L gathered a season-best 23 offensive rebounds to aid the Cards' 49-35 advantage on the boards. Preston Knowles scored half of his team-high 20 points after picking up his fourth foul with 13:03 remaining in regulation, including a jumper with 1:02 left in regulation that gave the Cardinals a 72-70 lead. Peyton Siva produced 15 points, seven assists and five rebounds with just one turnover before fouling out with 3:53 remaining. Terrence Jennings contributed 16 points, five rebounds and three blocked shots despite playing the final 9 1/2 minutes of regulation and overtime with four fouls.

U of L Basketball Tradition

■ Louisville made its 37th NCAA Tournament appearance. The Cardinals have reached the NCAA Tournament 28 of the last 35 years (five straight, eight of the last nine, 10 of the last 13 years, 16 of last 20). The Cards have reached the Sweet 16 on 17 occasions (two of the last three years). Louisville is tied for sixth in tournament victories (60) and is fifth in NCAA Tournament appearances (37). U of L has a 60-39 overall NCAA Tournament record, reaching the Final Four eight times.

■ U of L has an all-time 1,632-854 record in 97 seasons of intercollegiate basketball. The Cardinals are 18th among all NCAA schools in victories.

■ Nineteen Louisville players have earned All-America status, the latest being Terrence Williams in 2009. The Cardinals have had 57 players drafted by the NBA, the latest of whom U of L's two lottery picks from 2009: Williams, the 11th overall pick by the New Jersey Nets; and Earl Clark, the 14th overall selection by the Phoenix Suns. Samardo Samuels signed a free agent agreement with the Cleveland Cavaliers after leaving in 2010.

■ U of L is tied for seventh nationally with eight Final Four appearances overall. No other school went to the Final Four four times during the 1980s and Louisville won two NCAA titles in that decade, winning the national championship in 1980 and 1986. Coach Rick Pitino has guided five teams to the NCAA Final Four. Louisville's 37 NCAA Tournament appearances is fifth best all-time and its 60 NCAA Tournament victories is tied for the sixth most.

■ Louisville has won its conference championship or finished second in its league in 24 of the last 35 years, including three of the last five years (second place in the BIG EAST in 2007, 2008, champion in 2009). The Cards were tied for third in the BIG EAST in 2011.

■ Louisville is the only school in the nation to have claimed the championship

of three major national post-season tournaments including the 1948 NAIB Championship, the 1956 NIT title and the 1980 and 1986 NCAA Championships.

■ U of L produced the second most consecutive winning seasons all-time in the NCAA with 46 (not current). The Cards played winning basketball from 1944-45 through 1989-90, winning 20 or more games on 31 occasions during that period.

■ Louisville has two representatives in the Naismith Memorial Basketball Hall of Fame. Cardinal All-American and former Washington Bullets All-Star Wes Unseld was inducted in 1988 while former head coach Denny Crum was inducted in 1994.

■ Louisville has ranked among the top 10 nationally in average home attendance each of the last 35 years, including the last 30 straight in the nation's top five (19,397 in '09-10, fifth in the nation in Freedom Hall). The Cardinals moved to their new home in 2010-11 -- the 22,000-seat KFC Yum! Center in downtown Louisville. In 21 home games, a U of L record 458,463 fans attended games, a 21,832 average that trailed only Kentucky and Syracuse this season.

■ Only four times in the last 46 years have the Cardinals failed to reach either the NCAA or NIT post-season tournaments. U of L reached the NCAA Tournament Elite Eight two of the last three years.

■ The Cardinals are one of the most televised teams in college basketball. U of L games were televised on national networks during the 2010-11 regular season on 18 occasions. Every possible U of L game over the past 28 years has been televised on either a live or delayed basis -- a total of over 830 games -- including nearly 300 national television appearances.

■ The Cardinals have been ranked on 512 occasions in the AP poll, sixth most all-time. Louisville has been ranked nine consecutive weeks in the poll in 2010-11

(longest streak under Pitino: 31 weeks, 2005-06). The Cards finished the 2008-09 season No. 1 in the AP poll -- the first No. 1 AP ranking ever for U of L -- and were fifth in final 2009 ESPN/USA Today ranking. Louisville rose to as high as No. 11 this year. The Cardinals did not receive a single vote in the preseason AP poll this year.

The Cardinals became the No. 1 team in the nation in the ESPN/USA Today poll on March 15, 2009. Louisville's only previous time at No. 1 in the coaches poll was when it opened the 1986-87 season as the top team in the UPI poll. Louisville has been ranked as the No. 2 team in the AP poll on 15 occasions all-time.

■ Four former Cardinals are active on NBA rosters during the 2010-11 season: Francisco Garcia (Sacramento Kings), Earl Clark (Orlando Magic), Terrence Williams (Houston Rockets) and Samardo Samuels (Cleveland Cavaliers). At least 19 former Cardinals are playing professionally now with other U.S. or foreign teams. Thirty-three U of L players have reached the NBA in the last 38 years.

■ U of L has retired the numbers of four of its former hoop greats: 8 Charlie Tyra, 31 Wes Unseld, 35 Darrell Griffith and 42 Pervis Ellison.

■ Louisville is tied with North Carolina for the national lead with 63 all-time 1,000 point scorers, a plateau reached by Preston Knowles in 2010-11.

■ Aside from basketball lettermen, some notable U of L alumni include: the late Johnny Unitas (football), Mitch McConnell (U.S. Senator, Kentucky), Chris Dodd (U.S. Senator, Conn.), Bob Edwards (former National Public Radio host), Tom Jackson (ESPN commentator) and 18 players active in the NFL during the 2010 season.

■ U of L's co-ed cheerleading squad has won 16 national cheerleading titles, including winning the 2011 National Cheerleading Association Championships in Daytona Beach, Fla. The Cards' all-girl squad has won nine championships and U of L also won the small coed national title five times. The Ladybirds, U of L's dance team, has won nine national titles, including winning the last four NCA titles. U of L swept all four competitions at the 2009 and 2011 events.

■ U of L is among 15 programs in the nation that have won at least 70 percent of their games over the last 10 years. Louisville has a .721 winning percentage since U of L Coach Rick Pitino took over the reins of the Cardinal program, 13th best in the nation.

U of L Individual Single-Game Bests in NCAA Tournament Games

Points	36 by Junior Bridgeman vs. Rutgers (3-15-75)
Rebounds	22 by Wes Unseld vs. Houston (3-15-68)
Field Goal Pct.	1.000 (7-of-7) by Dwayne Morton vs. Minnesota (3-20-94)
3-Pt. FG	7 by Taquan Dean vs. West Virginia (3-26-05)
3-Pt. FG Pct.	1.000 (5-of-5) by Dwayne Morton vs. Minnesota (3-20-94)
Free Throws	12 by Wesley Cox vs. Oral Roberts (3-14-74)
Free Thow Pct.	1.000 (12-of-12) by Wesley Cox vs. Oral Roberts (3-14-74)
Assists	14 by Phil Bond vs. UCLA (3-12-77)
Steals	5 by Andre McGee vs. Morehead State (3/20/09) and vs. Oklahoma (3/23/08), DeJuan Wheat vs. Tulsa (3-15-96), Charles Jones vs. Minnesota (3-18-82)
Blocked Shots	7 by Pervis Ellison vs. Illinois (3-24-89)

Head Coach Rick Pitino

Rick Pitino, one of the most brilliant minds in coaching, began a new era in University of Louisville men's basketball when he was named head coach of the Cardinals on March 21, 2001.



The only coach in NCAA history to take three different teams to the NCAA Final Four, Pitino's up-tempo style, pressure defense, strong work ethic and family atmosphere have quickly returned the Cardinals to national prominence.

In 25 seasons as a collegiate head coach at four different schools, Pitino has compiled a 597-220 record, a .731 winning percentage that ranks him 13th among active coaches. His current contract ties him with U of L through the 2016-2017 season.

Pitino's most recent Cardinals were a delight to U of L fans. Despite having 10 players who missed games with injuries and opening the season with no regular returning starters, the Cardinals tied for third in the nation's toughest conference and reached the title game of the BIG EAST Championship. Louisville beat seven Top 25 teams and rose into the national rankings themselves after not receiving a single vote in the preseason AP poll.

Last year, Cardinals reached 20 victories for the eighth straight year against a top-five rated schedule. Along the way, U of L tied for fifth in arguably the nation's toughest league, beat then top-ranked Syracuse in the regular season finale, and played in the Cards' 36th NCAA Tournament.

The Cardinals earned both the BIG EAST Conference regular season and tournament championships in 2008-09, won 31 games -- fifth most in school history -- and gained the top overall seed in the NCAA Tournament before reaching the NCAA Elite Eight for the second straight year. U of L earned its first ever Associated Press No. 1 ranking in the final poll.

Three years ago, his Cardinals overcame early injuries to its front line to win 27 games against a schedule rated as the fourth-toughest in the nation. An aggressive, multiple defensive attack helped U of L earn a second-place finish in the BIG EAST for the second consecutive year and advance to the Cards' second NCAA Elite Eight appearance in four years.

In 2007-08, Pitino's youthful squad also battled through injuries to win eight of its last ten games and rise among the nation's top 20 teams over the last four weeks. The Cards won 24 games, including a pair on the road over top 15 ranked teams, earned a second-place finish in the Big East Conference and were No. 16 in the final Associated Press ranking.

The Cardinals were No. 3 in the nation in the final 2004-05 ESPN/USA Today poll while posting a stellar 33-5 record, matching the most victories in U of L history. U of L won its first-ever Conference USA regular season title and also claimed the league tournament championship. Louisville reached its first NCAA Sweet 16 since 1997 before advancing to its first NCAA Final Four since 1986.

The successes of the 2005 Final Four squad were built upon the efforts of his early teams at U of L. The Cardinals won 16 straight during one stretch in 2003-04 and rose to as high as fourth in the national polls before a trio of key injuries disrupted the Cardinals' flight. Pitino gained his 400th career coaching victory with a 73-65 victory

over then top-ranked Florida on Dec. 13, 2003, the first of two wins that season U of L achieved over No. 1 ranked foes.

In his second year at U of L in 2002-03, the Cardinals reached the No. 2 position in the Associated Press poll and spent time as the nation's top team in the Ratings Percentage Index and Sagarin Ratings. After a 1-1 start, the Cardinals reeled off an incredible 17 straight victories, one short of the school record and the second-highest ever in Conference USA history. U of L won its first-ever C-USA Tournament title.

Pitino did not wait for the Cardinals to make an upward move. In his first year at Louisville in 2001-02, he guided an undersized, often outmanned squad to a 19-13 record, upsetting the nation's fourth-ranked team along the way to earning a post-season tournament appearance in the NIT, nearly reversing the Cardinals fortunes the season prior to his arrival (12-19 in 2000-01).

Even under great adversity, Pitino's teams have persevered. After losing 60 percent of its scoring and four key upperclassmen from its 2005 Final Four team, Louisville battled through destructive injuries and inexperience during the 2005-06 season to post a 21-13 record in its first year in the BIG EAST Conference, concluding the year in the NIT national semifinals.

A 2006 inductee to the New York City Hall of Fame, Pitino has the seventh-highest winning percentage in NCAA Tournament games among active coaches, winning 71.7 percent of his games in the post-season event with a 38-15 record in 16 tournament appearances.

For three and a half years, Pitino served as president and head coach of the NBA's Boston Celtics. With the Celtics, he took over a team that had posted a franchise worst 15-67 record before his arrival. He quickly made an impact, improving the Celtics' victory total by 21 games in his first season. He resigned his position with the storied franchise on Jan. 8, 2001 after compiling a 102-146 record there.

He guided Kentucky to three NCAA Final Four appearances in his last five years, winning the 1996 NCAA Championship and reaching the national title game in 1997. In eight seasons with

Rick Pitino's Coaching Experience

1974-75 Grad. Asst. Coach, Univ. of Hawai'i
 1975-76 Assistant Coach, Univ. of Hawai'i
 1976-78 Assistant Coach, Syracuse Univ.
 1978-83 Head Coach, Boston University (91-51 record, five seasons)
 1983-85 Assistant Coach, New York Knicks
 1985-87 Head Coach, Providence College (42-23 record, two seasons)
 1987-89 Head Coach, New York Knicks
 1989-97 Head Coach, University of Kentucky (219-50 record, eight years)
 1997-2001 Pres./Head Coach, Boston Celtics
 2001- Head Coach, University of Louisville (245-96, 10th year)

the Wildcats, he amassed a 219-50 record (.814) while winning two league crowns and an impressive 17-1 record in the Southeastern Conference Tournament. While at UK, Pitino coached three Wildcats who earned All-America honors and eight players who were drafted by the NBA, including six in the first round (three lottery picks).

Pitino, 58, got his start in coaching as a graduate assistant at Hawai'i in 1974 and served as a full-time assistant there in 1975-76. He served two seasons as an assistant at Syracuse under Jim Boeheim from 1976-78.

Pitino was only 25 years old when he accepted his first head coaching job at Boston University in 1978. He produced a 91-51 record in five years there, departing as the most successful coach in BU history. In his final season there, he guided the Terriers to their first NCAA Tournament appearance in 24 years. He was twice named New England Coach of the Year (1979, 1983).

Pitino left Boston U. to become an assistant coach for the New York Knicks from 1983-85, where he worked with head coach Hubie Brown. It was a team he would return to lead as its head coach in two seasons.

He was head coach at Providence College for two seasons (1985-87), producing a 42-23 record there. He guided the Friars to an NCAA Tournament appearance in 1986 and a trip to the NCAA Final Four in 1987, winning the regional championship in Freedom Hall.

Before his stint at Kentucky, Pitino served as head coach of the New York Knicks for two years. In his initial year there in 1987-88, the Knicks improved by 14 victories and made the NBA Playoffs for the first time in four seasons. The Knicks won 52 games in 1988-89 and swept the Philadelphia 76ers in the first round of the NBA Playoffs.

Aside from his hoops prowess, Pitino has achieved success off the court as well in such realms as broadcasting, publishing, motivational speaking and horse racing. He is an accomplished author, producing such books as the best seller "Success Is A Choice" and "Lead to Succeed."

He earned his degree in 1974 at Massachusetts, where he was a standout guard for the Minutemen's basketball team. His 329 career assists rank eighth all-time at UMass and his 168 assists as a senior is the sixth-best single season total ever there. Pitino was a freshman during NBA legend Julius Erving's senior year.


Born Sept. 18, 1952, Pitino is a native of New York City where he was a standout guard for Dominic High School in Oyster Bay, Long Island. There, he captained his team and established several school scoring marks.

Pitino and wife Joanne have five children: Michael, Christopher, Richard, Ryan and Jacqueline.

Rick Pitino's Collegiate Coaching Career

Year	Team	Record	Tourn
1978-79	Boston Univ.	17- 9	
1979-80	Boston Univ.	21- 9	NIT
1980-81	Boston Univ.	13-14	
1981-82	Boston Univ.	19- 9	
1982-83	Boston Univ.	21-10	NCAA
1985-86	Providence	17-14	NIT
1986-87	Providence	25- 9	NCAA F4
1989-90	Kentucky	14-14	
1990-91	Kentucky	22- 6	
1991-92	Kentucky	29- 7	NCAA
1992-93	Kentucky	30- 4	NCAA F4
1993-94	Kentucky	27- 7	NCAA
1994-95	Kentucky	28- 5	NCAA
1995-96	Kentucky	34- 2	NCAA Ch
1996-97	Kentucky	35- 5	NCAA F4
2001-02	Louisville	19-13	NIT
2002-03	Louisville	25-7	NCAA
2003-04	Louisville	20-10	NCAA
2004-05	Louisville	31-4	NCAA
2005-06	Louisville	21-13	NIT
2006-07	Louisville	24-10	NCAA
2007-08	Louisville	27-9	NCAA
2008-09	Louisville	31-6	NCAA
2009-10	Louisville	20-13	NCAA
2010-11	Louisville	25-10	NCAA
Totals	25 seasons	597-220	

3 Peyton Siva



G 5-11 180 Jr. - 2L Seattle, Wash. (Franklin HS)

- Starting point guard who handed out at least six assists in 17 games (five of the last six). His 5.2 assists average was the fifth highest ever at U of L and his 182 assists were the fourth most in a U of L single season.
- Among the BIG EAST leaders in steals (2.0, second; 37th in the nation) and assists (5.2, fourth; 43rd in the nation). He had a steal in 29 of 34 games as a sophomore and gathered multiple steals in 14 of the last 23 games. He was an honorable mention All-BIG EAST selection.
- His 69 steals ranks eighth in a single-season all-time at Louisville.
- BIG EAST All-Tournament team selection when he averaged 12.0 points, 7.7 assists and 5.3 rebounds in helping the Cardinals reach the championship game.
- In his last 13 games, Siva has registered 73 assists with 31 turnovers (2.35 ratio).
- Earned his second BIG EAST Conference Player of the Week honor for the period from Jan. 24-30. He averaged 16.5 points, 5.0 assists, 3.5 rebounds and 2.5 steals and shot 70.6 percent from the field (12-of-17) while leading the Cardinals to two one-point victories over Connecticut and West Virginia.
- At then No. 5 Connecticut, he totaled 19 points, seven assists, four rebounds, three steals and two blocked shots. He hit game-tying shots in both regulation and the first overtime, driving for a layup (0:29 in regulation) and a dunk (0:07 in the first OT). The 19 points were the second-highest scoring total of his career. He scored 13 of his 19 points in the last seven minutes of regulation and overtime periods as the Cardinals recovered from a nine-point deficit in the last seven minutes.
- His driving scoop shot high off the backboard with 4.5 seconds left provided the winning margin in the Cards' 55-54 victory over West Virginia in Louisville. He had 14 points, three assists, three rebounds, two steals and hit all five of his field goals.
- Notched a career-best seven steals against St. John's. It is tied for the third most ever by a U

of L player. He added 10 points and a career-high 10 assists with only two turnovers. Siva is the first player in Louisville history with as many as 10 assists and seven steals in the same game and the first BIG EAST player to do it in 10 years.

■ Huge game at Western Kentucky with a career-high 29 points, eight assists and two steals. Siva's eight assists were the most for a Louisville underclassman (freshman or sophomore) since Terrence Williams had nine on March 9, 2007, against Pittsburgh in the BIG EAST Tournament. He was honored as BIG EAST Player of the Week for his efforts.

■ Providence's Vincent Council (four), Georgetown's Chris Wright (three), and Siva are the only players in the BIG EAST with multiple 10-assist games this season (Siva 10 assists vs. St. John's, DePaul).

■ Totaled team highs of 14 points, five assists and four steals vs. San Francisco.

■ Scored 15 points against South Alabama, adding four assists and three steals with only one turnover.

■ Scored a season-high 14 points at West Virginia as a freshman, adding two steals and a career-best matching four rebounds. He hit 5-of-6 field goals (4-of-5 threes).

■ Played nine games with a Reach USA team in China in May of 2010. In the team's final game, he totaled 15 points, 14 rebounds and four assists and scored the game-winning shot in his team's 70-69 win.

■ A McDonald's High School All-America selection, he averaged 18.1 points, 5.3 assists, 3.4 rebounds, and 2.3 steals as a senior as Washington's Mr. Basketball in leading Franklin High School to a 28-1 record and the Class 3A state championship. It was Siva's second state title in four years, also winning the Class 4A title with Franklin in 2006 as a freshman.

■ Born Oct. 24, 1990 ... Major is undecided.

3 Peyton Siva Game-by-Game

Opponent	Date	GS	Min	FGFGA			3-Point			Rebounds										Avg				
				Pct	FG	FGA	Pct	FG	FGA	Pct	FT	FTA	Pct	Off	Def	Tot	Avg	PF	FO		A	TO	Blk	Stl
BUTLER	11/16/10	*	15	3	6	.500	0	2	.000	3	3	1.000	0	2	2	0	5	1	3	3	0	1	9	9.0
JACKSON STATE	11/20/10	*	30	3	7	.429	0	3	.000	5	7	.714	0	5	5	3.5	1	0	6	4	0	2	11	10.0
CHATTANOOGA	11/22/10	*	19	4	7	.571	1	4	.250	4	4	1.000	1	2	3	3.3	2	0	5	1	0	1	13	11.0
MARSHALL	11/27/10	*	15	4	7	.571	1	2	.500	3	4	.750	1	2	3	3.3	3	0	2	3	1	2	12	11.3
FIU	12/01/10	*	19	2	5	.400	0	2	.000	0	0	.000	0	2	2	3.0	2	0	3	2	0	2	4	9.8
SOUTH ALABAMA	12/04/10	*	25	5	6	.833	0	0	.000	5	6	.833	1	1	2	2.8	2	0	4	1	0	3	15	10.7
SAN FRANCISCO	12/08/10	*	22	5	8	.625	3	5	.600	1	2	.500	0	4	4	3.0	2	0	5	2	0	4	14	11.1
UNLV	12/11/10	*	27	2	4	.500	0	2	.000	5	9	.556	1	1	2	2.9	5	1	7	5	0	1	9	10.9
DREXEL	12/14/10	*	30	3	9	.333	1	4	.250	6	10	.600	1	2	3	2.9	3	0	2	4	0	4	13	11.1
GARDNER-WEBB	12/18/10	*	20	2	6	.333	0	3	.000	0	0	.000	0	3	3	2.9	3	0	7	3	0	1	4	10.4
at Western Ky.	12/22/10	*	29	8	13	.615	4	7	.571	9	10	.900	0	1	1	2.7	2	0	8	5	0	2	29	12.1
MORGAN STATE	12/27/10	*	22	2	4	.500	0	0	.000	1	2	.500	0	3	3	2.8	1	0	7	3	0	5	11.5	
KENTUCKY	12/31/10	*	33	2	9	.222	0	3	.000	2	3	.667	0	2	2	2.7	4	0	4	3	0	2	6	11.1
SETON HALL	01/05/11	*	33	6	12	.500	1	5	.200	1	2	.500	0	7	7	3.0	3	0	3	3	0	2	14	11.3
at USF	01/09/11	*	32	1	4	.250	1	2	.500	6	8	.750	1	3	4	3.1	2	0	6	2	0	0	9	11.1
at Villanova	01/12/11	*	33	6	12	.500	2	4	.500	0	0	.000	0	1	1	2.9	1	0	7	4	0	2	14	11.3
MARQUETTE	01/15/11	*	26	0	5	.000	0	2	.000	5	10	.500	0	2	2	2.9	1	0	4	4	0	2	5	10.9
ST. JOHN'S	01/19/11	*	26	4	5	.800	2	2	1.000	0	0	.000	0	2	2	2.8	2	0	10	2	1	7	10	10.9
at Providence	01/22/11	*	22	2	3	.667	0	1	.000	1	2	.500	0	2	2	2.8	3	0	3	3	0	0	5	10.6
WEST VIRGINIA	01/26/11	*	26	5	5	1.000	2	2	1.000	2	4	.500	1	2	3	2.8	4	0	3	2	0	2	14	10.8
at Connecticut	01/29/11	*	42	7	12	.583	0	3	.000	5	8	.625	0	4	4	2.9	3	0	7	3	2	3	19	11.1
at Georgetown	01/31/11	*	29	1	5	.200	1	3	.333	2	2	1.000	0	3	3	2.9	2	0	3	8	0	2	5	10.9
DEPAUL	02/05/11	*	35	0	8	.000	0	5	.000	6	8	.750	0	3	3	2.9	1	0	10	1	0	1	6	10.7
at Notre Dame	02/09/11	*	38	4	9	.444	1	3	.333	0	1	.000	0	2	2	2.8	3	0	7	4	0	0	9	10.6
SYRACUSE	02/12/11	*	36	3	10	.300	0	2	.000	2	4	.500	0	3	3	2.8	1	0	6	2	0	3	8	10.5
at Cincinnati	02/16/11	*	22	2	6	.333	1	3	.333	3	5	.600	0	3	3	2.8	5	1	2	1	0	1	8	10.4
CONNECTICUT	02/18/11	*	35	7	14	.500	1	3	.333	0	0	.000	1	1	2	2.8	4	0	4	2	1	6	15	10.6
at Rutgers	02/22/11	*	32	1	5	.200	0	2	.000	0	1	.000	0	2	2	2.8	2	0	2	1	0	0	2	10.3
PITTSBURGH	02/27/11	*	39	4	9	.444	0	1	.000	6	6	1.000	0	2	2	2.8	2	0	3	4	0	1	14	10.4
PROVIDENCE	03/02/11	*	26	2	4	.500	1	1	1.000	0	0	.000	0	6	6	2.9	4	0	7	1	0	3	5	10.2
at West Virginia	03/05/11	*	27	0	3	.000	0	1	.000	2	4	.500	0	4	4	2.9	4	0	6	3	0	1	2	9.9
vs Marquette	03/10/11	*	27	3	9	.333	0	3	.000	2	4	.500	2	2	4	2.9	3	0	9	2	0	0	8	9.9
vs Notre Dame	03/11/11	*	29	5	10	.500	1	2	.500	4	6	.667	1	4	5	3.0	5	1	7	1	0	1	15	10.0
vs Connecticut	03/12/11	*	29	5	9	.556	1	3	.333	2	2	1.000	1	6	7	3.1	2	0	7	4	0	2	13	10.1
vs Morehead State	03/17/11	*	25	1	6	.167	0	2	.000	1	1	1.000	0	3	3	3.1	4	0	3	5	1	0	3	9.9

3 Peyton Siva Career Statistics

Year	GP	GS	Min	Avg	FG	FGA	Pct	3FG	3FGA	Pct	FT	FTA	Pct	OReb	DReb	Reb	Avg	PF	FO	Ast	TO	Blk	Stl	Pts	Avg
2009-10	31	0	349	11.3	38	88	.432	19	47	.404	25	41	.610	5	21	26	0.8	66	1	56	46	2	31	120	3.9
2010-11	35	35	975	27.9	114	256	.445	25	92	.272	94	138	.681	12	97	109	3.1	96	4	182	101	6	69	347	9.9
TOTAL	66	35	1324	20.1	152	344	.442	44	139	.317	119	179	.665	17	118	135	2.0	162	5	238	147	8	100	467	7.1

3 Peyton Siva Season Highs

- Points 29 vs. Western Ky. (12/22)
- Reb. 7 vs. Seton Hall (1/5), Connecticut (3/12)
- Asst. 10 vs. St. John's (1/19), DePaul (2/5)
- Blocks 2 vs. Connecticut (1/29)
- Steals 7 vs. St. John's (1/19)
- FGM 8 vs. Western Ky. (12/22)
- FGA 14 vs. Connecticut (2/18)
- 3FGM 4 vs. Western Ky. (12/22)
- 3FGA 7 vs. Western Ky. (12/22)
- FT 9 vs. Western Ky. (12/22)
- FTA 10 (3 times) *latest*: vs. Marquette (1/15)

3 Peyton Siva Career Highs

- Points 29 vs. Western Ky. (12/22/10)
- Reb. 7 vs. Seton Hall (1/5/11), UConn (3/12/11)
- Asst. 10 vs. St. John's (1/19/11), DePaul (2/5/11)
- Blocks 2 vs. Connecticut (1/29/11)
- Steals 7 vs. St. John's (1/19/11)
- FGM 8 vs. Western Ky. (12/22/10)
- FGA 14 vs. Connecticut (2/18/11)
- 3FGM 4 vs. W. Virginia (1/30/10), W Ky. (12/22/10)
- 3FGA 7 vs. Western Ky. (12/22/10)
- FT 9 vs. Western Ky. (12/22/10)
- FTA 10 (3 times) *latest*: vs. Marquette (1/15/11)

4 Rakeem Buckles



F 6-8 200 Jr. - 2L Miami, Fla. (Monsignor Pace HS)

- Tough sophomore season with three separate injuries keeping him off the court (concussion, broken finger, torn ACL).
- Suffered a torn ACL in his right knee in the first half against Pitt on Feb. 27 which ended his season. He had surgery March 16 to repair the knee. It was the third injury this season that has forced him to the sidelines, also having a concussion and broken finger earlier this season that have kept him out of action.
- Broke his left index finger during practice on Dec. 30 and returned to practice six weeks after the injury on Feb. 10. He had surgery to repair the injury on Dec. 30, which included the insertion of five pins at the renowned Hand Care Center at Jewish Hospital. He missed the Cardinals' games against Kentucky and their first 11 BIG EAST games, then returned for five games before the knee injury.
- Cards' top rebounder (6.1) who ranked ninth in the BIG EAST before his injury (7.5 at the time). He had seven or more rebounds in seven games this season.
- Had 15 points, six rebounds and a career-high four assists at Western Kentucky when he connected on all three of his three-point attempts.
- Suffered a concussion against Drexel and missed U of L's game vs. Gardner-Webb.
- Scored in double figures in five games as a sophomore and had three double-digit rebounding efforts.
- Totaled 12 points, a career-high 14 rebounds, two assists and two steals against South Alabama, his second double-double of the season and third of his career.
- Opened the season with 17 points, 11 rebounds and three steals against Butler.
- Finished his freshman year scoring a career-high 20 points against California in the first round of the NCAA Tournament. He added nine rebounds while hitting 10-of-11 field goals.
- Produced his first career double-double with 10 points and 11 rebounds at UNLV as a freshman.
- Class 4A Player of the Year in Florida when he averaged 22.8 points, 13.1 rebounds and 3.5 blocked shots as a senior in helping Monsignor Pace post a 24-8 record and the Class 4A regional finals, where it lost to eventual state champion Cocoa. Monsignor Pace won the state championship in his sophomore and junior seasons.
- Born Nov. 15, 1990 ... Major is undecided.

4 Rakeem Buckles Season Highs

- Points 17 vs. Butler (11/16)
- Reb. 14 vs. South Alabama (12/4)
- Asst. 4 vs. San Francisco (12/8)
vs. Western Ky. (12/22)
- Blocks 1 (4 times) *latest:* vs. Connecticut (2/18)
- Steals 3 vs. Butler (11/16)
- FGM 6 vs. Butler (11/16)
vs. Marshall (11/27)
- FGA 12 vs. Butler (11/16)
- 3FGM 3 vs. Western Ky. (12/22)
- 3FGA 4 vs. Butler (11/16)
- FT 4 vs. FIU (12/1)
vs. South Alabama (12/4)
- FTA 7 vs. Butler (11/16)

4 Rakeem Buckles Career Highs

- Points 20 vs. California (3/19/10)
- Reb. 14 vs. South Alabama (12/4/10)
- Asst. 4 vs. San Francisco (12/8/10)
vs. Western Ky. (12/22/10)
- Blocks 1 (9 times) *latest:* vs. UConn (2/18/11)
- Steals 3 vs. Butler (11/16/10)
- FGM 10 vs. California (3/19/10)
- FGA 12 vs. Butler (11/16/10)
- 3FGM 3 vs. Western Ky. (12/22/10)
- 3FGA 4 vs. Butler (11/16/10)
- FT 4 (3 times) *latest:* vs. South Ala. (12/4/10)
- FTA 7 vs. Butler (11/16/10)


4 Rakeem Buckles Game-by-Game

Opponent	Date	GS	Min	FGFGA	3-Point			Rebounds										PF	FO	A	TO	Blk	Stl	Pts	Avg
					Pct	FG	FGA	Pct	FT	FTA	Pct	Off	Def	Tot	Avg										
BUTLER	11/16/10	*	31	6 12	.500	2	4	.500	3	7	.429	4	7	11	11.0	4	0	2	2	1	3	17	17.0		
JACKSON STATE	11/20/10	*	22	2 5	.400	1	1	1.000	0	0	.000	3	5	8	9.5	4	0	1	2	1	1	5	11.0		
CHATTANOOGA	11/22/10	*	16	4 5	.800	1	2	.500	2	2	1.000	1	2	3	7.3	2	0	1	1	0	1	11	11.0		
MARSHALL	11/27/10	*	23	6 10	.600	0	1	.000	0	1	.000	3	4	7	7.3	2	0	1	3	1	1	12	11.3		
FIU	12/01/10		22	2 6	.333	1	2	.500	4	5	.800	4	4	8	7.4	2	0	3	5	0	1	9	10.8		
SOUTH ALABAMA	12/04/10	*	21	4 6	.667	0	2	.000	4	5	.800	4	10	14	8.5	4	0	2	1	0	2	12	11.0		
SAN FRANCISCO	12/08/10	*	27	1 6	.167	0	3	.000	0	3	.000	4	6	10	8.7	2	0	4	2	0	0	2	9.7		
UNLV	12/11/10	*	16	0 3	.000	0	0	.000	0	1	.000	0	3	3	8.0	3	0	0	1	0	0	0	8.5		
DREXEL	12/14/10	*	25	0 4	.000	0	1	.000	1	2	.500	2	4	6	7.8	0	0	1	2	0	1	1	7.7		
at Western Kentucky	12/22/10		19	5 6	.833	3	3	1.000	2	2	1.000	2	4	6	7.6	2	0	4	0	0	0	15	8.4		
MORGAN STATE	12/27/10		12	2 3	.667	2	2	1.000	0	0	.000	2	4	6	7.5	3	0	2	5	0	1	6	8.2		
SYRACUSE	02/12/11	*	14	0 3	.000	0	0	.000	0	0	.000	3	4	7	7.4	2	0	1	5	0	0	0	7.5		
at Cincinnati	02/16/11		13	2 3	.667	1	2	.500	0	0	.000	0	1	1	6.9	0	0	0	3	0	0	5	7.3		
CONNECTICUT	02/18/11		13	3 4	.750	0	1	.000	3	3	1.000	3	0	3	6.6	4	0	0	1	1	1	9	7.4		
at Rutgers	02/22/11	*	24	2 3	.667	0	1	.000	0	0	.000	1	3	4	6.5	3	0	2	3	0	1	4	7.2		
PITTSBURGH	02/27/11		3	0 2	.000	0	1	.000	0	0	.000	0	1	1	6.1	1	0	0	0	0	0	0	6.8		

4 Rakeem Buckles Career Statistics

Year	GP	GS	Min	Avg	FG	FGA	Pct	3FG	3FGA	Pct	FT	FTA	Pct	OReb	DReb	Reb	Avg	PF	FO	Ast	TO	Blk	Stl	Pts	Avg
2009-10	32	2	363	11.3	45	86	.523	1	6	.167	30	41	.732	51	59	110	3.4	68	1	15	24	5	14	121	3.8
2010-11	16	10	301	18.8	39	81	.481	11	26	.423	19	31	.613	36	62	98	6.1	38	0	24	36	4	13	108	6.8
TOTAL	48	12	664	13.8	84	167	.503	12	32	.375	49	72	.681	87	121	208	4.3	106	1	39	60	9	27	229	4.8

5 Chris Smith



G 6-2 200 Sr. - 1L Millstone, N.J. (Manhattan College)

- Double-figure scorer in 16 games as a junior. He started 20 of the last 26 games. He and Peyton Siva were the only Cardinals to play in all 35 games during the 2010-11 season.
- Ranked ninth in the BIG EAST in three-point percentage (.404). He was third on the team in assists (2.5 per game).
- Grabbed a career-high 11 rebounds against Marquette in the BIG EAST Tournament quarterfinals, adding five points, four assists and three steals.
- Totaled a career-high 19 points, seven rebounds, three assists and two steals at Providence.
- Second on the team in rebounding in BIG EAST games (4.7). He grabbed at least five rebounds in 19 games, including 12 league contests.
- Led the Cardinals with 15 points against West Virginia in the KFC Yum! Center and added six rebounds, two assists and two steals.
- Scored 18 points at Villanova, adding four rebounds and two assists (3-of-6 three pointers).
- Totaled 17 points, six rebounds and four assists against Morehead State in the second round of the NCAA Tournament, the only Cardinal to score in double digits.
- Produced 15 points, four assists, a team-high six rebounds and made 6-of-8 shots from the field against Kentucky.
- Against Morgan State, he totaled 10 points, four rebounds and a career-high six assists while hitting all four shots from the field.
- Scored 18 points at Western Kentucky while matching a team-high with six rebounds. He hit 8-of-12 shots in the game, including 2-of-3 three-pointers.

- Named the Most Valuable Player of the Billy Minardi Classic against UNLV when he totalled 17 points, six rebounds, two assists, two steals, and two blocked shots while hitting 6-of-9 shots from the field.
- Scored 11 points and handed out a career-high five assists against Chattanooga off the bench, hitting 3-of-5 three-pointers.
- Joined the Cardinals as a walk-on transfer who played two years at Manhattan College, starting 41 of his 50 games there.
- Averaged 13.4 points, 5.7 rebounds and 2.7 blocked shots as a sophomore in helping Manhattan post a 16-14 overall record and fourth place MAAC finish. He led the Jaspers in rebounding and was second in scoring, ranking among the top 15 in the MAAC in both categories. He scored in double digits in 20 games as a sophomore.
- Poured in a career high 35 points against Princeton (12-14-08).
- Grabbed a career high 13 rebounds and scored 12 points at William & Mary as a sophomore (2-21-09).
- His brother J.R. plays for the Denver Nuggets. His father Earl played for Monmouth.
- Born Oct. 13, 1987 ... Major is justice administration.

5 Chris Smith Game-by-Game

Opponent	Date	GS	Min	FGFGA			3-Point			Rebounds			PF	FO	A	TO	Blk	Stl	Pts	Avg			
				Pct	FG	FGA	Pct	FG	FGA	Pct	FT	FTA									Off	Def	Tot
BUTLER	11/16/10	10	1	2	.500	0	0	.000	3	4	.750	1	2	3	3.0	1	0	0	1	0	1	5	5.0
JACKSON STATE	11/20/10	6	0	3	.000	0	0	.000	0	0	.000	1	1	2	2.5	0	0	0	2	0	0	0	2.5
CHATTANOOGA	11/22/10	18	4	7	.571	3	5	.600	0	0	.000	1	2	3	2.7	3	0	5	2	0	1	11	5.3
MARSHALL	11/27/10	11	1	2	.500	0	0	.000	0	0	.000	0	1	1	2.3	0	0	1	2	0	0	2	4.5
FIU	12/01/10	19	4	7	.571	0	1	.000	2	2	1.000	1	4	5	2.8	2	0	3	0	0	1	10	5.6
SOUTH ALABAMA	12/04/10	19	4	7	.571	0	1	.000	3	3	1.000	1	1	2	2.7	1	0	2	1	0	0	11	6.5
SAN FRANCISCO	12/08/10	24	4	7	.571	3	6	.500	0	0	.000	2	3	5	3.0	0	0	1	0	0	1	11	7.1
UNLV	12/11/10	32	6	9	.667	3	5	.600	2	4	.500	1	5	6	3.4	0	0	2	1	2	2	17	8.4
DREXEL	12/14/10	12	3	5	.600	1	1	1.000	0	0	.000	0	3	3	3.0	0	0	1	0	1	0	7	8.2
GARDNER-WEBB	12/18/10	* 22	0	4	.000	0	1	.000	2	2	1.000	3	2	5	3.5	0	0	1	2	0	0	2	7.6
at Western Ky.	12/22/10	* 30	8	12	.667	2	3	.667	0	0	.000	4	2	6	3.7	1	0	1	1	0	1	18	8.5
MORGAN STATE	12/27/10	* 28	4	4	1.000	0	0	.000	2	4	.500	1	3	4	3.8	4	0	6	3	0	1	10	8.7
KENTUCKY	12/31/10	* 33	6	8	.750	1	1	1.000	2	5	.400	4	2	6	3.9	3	0	4	3	0	0	15	9.2
SETON HALL	01/05/11	* 29	4	5	.800	1	2	.500	0	2	.000	1	4	5	4.0	1	0	2	2	0	1	9	9.1
at USF	01/09/11	* 31	2	9	.222	0	1	.000	5	5	1.000	2	1	3	3.9	2	0	2	1	0	0	9	9.1
at Villanova	01/12/11	* 35	6	12	.500	3	6	.500	3	4	.750	0	4	4	3.9	2	0	2	2	0	1	18	9.7
MARQUETTE	1/15/11	* 30	3	7	.429	0	2	.000	1	2	.500	1	6	7	4.1	1	0	4	3	0	0	7	9.5
ST. JOHN'S	01/19/11	* 31	3	9	.333	2	3	.667	1	5	.200	3	3	6	4.2	1	0	5	3	1	1	9	9.5
at Providence	01/22/11	* 38	7	13	.538	2	5	.400	3	3	1.000	3	4	7	4.4	2	0	3	2	0	2	19	10.0
WEST VIRGINIA	01/26/11	* 33	6	10	.600	2	4	.500	1	2	.500	1	5	6	4.5	3	0	2	2	0	2	15	10.3
at Connecticut	01/29/11	* 31	2	6	.333	0	2	.000	0	2	.000	1	4	5	4.5	1	0	2	4	0	0	4	10.0
at Georgetown	01/31/11	* 31	2	8	.250	1	3	.333	2	2	1.000	3	4	7	4.6	2	0	4	1	0	3	7	9.8
DEPAUL	02/05/11	* 25	3	6	.500	2	4	.500	2	2	1.000	0	2	2	4.5	0	0	1	2	0	1	10	9.8
at Notre Dame	02/09/11	* 42	3	8	.375	0	3	.000	2	2	1.000	0	3	3	4.4	1	0	5	1	0	1	8	9.8
SYRACUSE	02/12/11	24	1	5	.200	1	5	.200	2	2	1.000	2	4	6	4.5	1	0	4	1	0	0	5	9.6
at Cincinnati	02/16/11	26	2	4	.500	0	1	.000	0	0	.000	0	3	3	4.4	2	0	1	1	0	0	4	9.3
CONNECTICUT	02/18/11	18	4	8	.500	1	1	1.000	2	2	1.000	3	4	7	4.5	2	0	2	2	0	1	11	9.4
at Rutgers	02/22/11	23	1	5	.200	1	3	.333	4	6	.667	3	3	6	4.6	1	0	2	1	0	0	7	9.3
PITTSBURGH	02/27/11	17	2	7	.286	2	5	.400	0	0	.000	0	0	0	4.4	3	0	3	1	0	2	6	9.2
PROVIDENCE	03/02/11	26	5	14	.357	1	4	.250	1	2	.500	5	1	6	4.5	0	0	4	0	0	1	12	9.3
at West Virginia	03/05/11	* 33	3	8	.375	1	2	.500	7	8	.875	0	2	2	4.4	1	0	2	0	0	2	14	9.5
vs Marquette	03/10/11	* 29	2	6	.333	1	2	.500	0	0	.000	2	9	11	4.6	2	0	4	4	0	3	5	9.3
vs Notre Dame	03/11/11	* 36	1	11	.091	1	6	.167	4	6	.667	2	3	5	4.6	2	0	1	1	0	1	7	9.2
vs Connecticut	03/12/11	* 29	3	7	.429	0	2	.000	0	0	.000	2	1	3	4.6	3	0	3	3	0	0	6	9.1
vs Morehead State	03/17/11	* 28	6	8	.750	3	4	.750	2	4	.500	0	6	6	4.6	2	0	4	2	0	1	17	9.4

5 Chris Smith Career Statistics

Year	GP	GS	Min	Avg	FG	FGA	Pct	3FG	3FGA	Pct	FT	FTA	Pct	OReb	DReb	Reb	Avg	PF	FO	Ast	TO	Blk	Stl	Pts	Avg
2010-11	35	20	909	26.0	116	253	.458	38	94	.404	58	85	.682	54	107	161	4.6	50	0	88	58	3	32	328	9.4
TOTAL	35	20	909	26.0	116	253	.458	38	94	.404	58	85	.682	54	107	161	4.6	50	0	88	58	3	32	328	9.4

10 Gorgui Dieng



C 6-10 230 So. - 1L Kebemer, Senegal (Huntington Prep)

- Pronounced GOR-gee Jeng
- Produced his first career double-double with 13 points and a career-high 12 rebounds against Connecticut (2/18/11).
- Blocked a shot in 24 of his 29 games as a freshman, with multiple swats in 13 games. He was third in the BIG EAST and ranked 53rd nationally in blocks (1.9). He blocked at least four shots in five games, including rejecting five against Seton Hall and at USF in his first two BIG EAST games.
- Starter at center in 10 games, averaging 6.4 points, 4.9 rebounds and 2.2 blocks in those 10 starts while hitting 26-of-42 field goals (.619).
- Took a hard fall early in the second half against West Virginia, hitting his head on the court and suffering a concussion and neck strain. He missed the Cardinals' next five games against Connecticut, Georgetown, DePaul, Notre Dame and Syracuse. He returned to practice on Feb. 10 and made his first game appearance in three weeks at Cincinnati with three blocks and two rebounds in 12 minutes. He has been back for the last five games.
- Totaled nine points, six rebounds and five blocked shots against Seton Hall in the Cardinals' BIG EAST opener. He followed that with 10 points and five blocks at USF.
- Turned his ankle in warm-ups prior and again later in the Kentucky game, which limited his effectiveness but did not keep him out of further action.
- Produced eight points, a season-high 11 rebounds and seven blocked shots against Gardner-Webb in his first career start. The seven blocks in this game and vs. FIU are tied for the seventh most blocks in a game in U of L history. It was the most for a U of L player since Kendall Dartez blocked nine against Holy Cross on Dec. 7, 2003.
- Totaled 15 points, five rebounds and seven blocked shots against FIU -- the most blocks for a U of L player in seven years.
- Totaled eight points, four rebounds and two blocks vs. Marshall.

- Totaled 14 points, 11 rebounds and two blocked shots in UofL's exhibition victory over Northern Kentucky, just six days after he was cleared by the NCAA to compete.
- Averaged 15.4 points, 12.6 rebounds and 7.2 blocked shots as a senior last season at Huntington Prep.
- Ranked 44th nationally in the 2010 class by Rivals.com and 46th in the nation by Scout.com
- Has a 7-4 wingspan and speaks five languages (Spanish, French, Italian, English and his native Wolof).
- Born Jan. 18, 1990 ... Major is undecided.

10 Gorgui Dieng Season / Career Highs

- Points 15 vs. FIU (12/1)
- Reb. 12 vs. Connecticut (2/18)
- Asst. 2 (6 times) *latest*: vs. Pittsburgh (2/27)
- Blocks 7 vs. FIU (12/1)
vs. Gardner-Webb (12/18)
- Steals 2 vs. Western Ky. (12/22)
vs. Villanova (1/12)
vs. West Virginia (3/5)
- FGM 6 vs. FIU (12/1)
- FGA 9 vs. Connecticut (2/18)
- 3FGM none
- 3FGA 1 vs. Butler (11/16)
- FT 6 vs. USF (1/9)
- FTA 7 vs. Connecticut (2/18)

10 Gorgui Dieng Game-by-Game

Opponent	Date	GS	Min	3-Point				Rebounds				PF	FO	A	TO	Blk	Stl	Pts	Avg				
				FG	FGA	Pct	FT	FTA	Pct	Off	Def									Tot	Avg		
BUTLER	11/16/10	7	1	2	.500	0	1	.000	0	0	.000	0	3	3	3.0	1	0	0	1	1	0	2	2.0
JACKSON STATE	11/20/10	7	0	1	.000	0	0	.000	1	2	.500	4	0	4	3.5	0	0	0	2	1	0	1	1.5
CHATTANOOGA	11/22/10	15	2	21	1.000	0	0	.000	1	11	1.000	2	2	4	3.7	3	0	1	1	1	1	5	2.7
MARSHALL	11/27/10	14	4	5	.800	0	0	.000	0	0	.000	4	0	4	3.8	1	0	0	2	2	0	8	4.0
FIU	12/01/10	18	6	7	.857	0	0	.000	3	5	.600	4	1	5	4.0	5	1	2	0	7	0	15	6.2
SOUTH ALABAMA	12/04/10	13	2	5	.400	0	0	.000	2	4	.500	1	2	3	3.8	5	1	0	1	1	0	6	6.2
SAN FRANCISCO	12/08/10	15	1	2	.500	0	0	.000	2	5	.400	4	2	6	4.1	1	0	0	0	0	1	4	5.9
DREXEL	12/14/10	15	2	21	1.000	0	0	.000	1	11	1.000	0	3	3	4.0	3	0	0	0	4	0	5	5.8
GARDNER-WEBB	12/18/10	* 24	3	5	.600	0	0	.000	2	21	1.000	3	8	11	4.8	0	0	0	0	7	0	8	6.0
at Western Ky.	12/22/10	* 18	4	4	1.000	0	0	.000	0	1	.000	1	3	4	4.7	1	0	2	1	2	2	8	6.2
MORGAN STATE	12/27/10	* 14	1	3	.333	0	0	.000	0	0	.000	3	3	6	4.8	2	0	1	5	1	0	2	5.8
KENTUCKY	12/31/10	* 12	2	4	.500	0	0	.000	0	0	.000	0	4	4	4.8	1	0	0	1	0	0	4	5.7
SETON HALL	01/05/11	19	4	6	.667	0	0	.000	1	3	.333	4	2	6	4.8	0	0	1	1	5	0	9	5.9
at USF	01/09/11	* 24	2	3	.667	0	0	.000	6	6	1.000	1	2	3	4.7	4	0	1	1	5	1	10	6.2
at Villanova	01/12/11	* 16	3	5	.600	0	0	.000	1	11	1.000	2	3	5	4.7	3	0	1	0	2	2	7	6.3
MARQUETTE	01/15/11	* 12	4	5	.800	0	0	.000	0	1	.000	0	2	2	4.6	5	1	1	0	1	0	8	6.4
ST. JOHN'S	01/19/11	* 25	3	5	.600	0	0	.000	1	2	.500	1	4	5	4.6	3	0	2	1	2	0	7	6.4
at Providence	01/22/11	* 23	3	5	.600	0	0	.000	2	3	.667	1	5	6	4.7	4	0	2	5	2	1	8	6.5
WEST VIRGINIA	01/26/11	* 14	1	3	.333	0	0	.000	0	0	.000	1	2	3	4.6	1	0	1	1	0	0	2	6.3
at Cincinnati	02/16/11	12	0	0	.000	0	0	.000	1	2	.500	0	2	2	4.5	1	0	0	0	3	0	1	6.0
CONNECTICUT	02/18/11	29	5	9	.556	0	0	.000	3	7	.429	6	6	12	4.8	1	0	2	0	1	1	13	6.3
at Rutgers	02/22/11	14	0	2	.000	0	0	.000	0	0	.000	1	1	2	4.7	1	0	0	2	1	0	0	6.0
PITTSBURGH	02/27/11	16	2	4	.500	0	0	.000	0	0	.000	2	4	6	4.7	2	0	2	0	1	1	4	6.0
PROVIDENCE	03/02/11	11	2	2	1.000	0	0	.000	1	2	.500	1	0	1	4.6	0	0	0	1	2	0	5	5.9
at West Virginia	03/05/11	9	2	2	1.000	0	0	.000	0	2	.000	1	0	1	4.4	4	0	0	0	0	2	4	5.8
vs Marquette	03/10/11	11	2	3	.667	0	0	.000	0	0	.000	0	2	2	4.3	3	0	0	0	1	1	4	5.8
vs Notre Dame	03/11/11	15	2	6	.333	0	0	.000	0	0	.000	4	4	8	4.5	3	0	0	1	0	0	4	5.7
vs Connecticut	03/12/11	17	2	5	.400	0	0	.000	0	0	.000	2	3	5	4.5	2	0	0	0	1	0	4	5.6
vs Morehead State	03/17/11	12	3	3	1.000	0	0	.000	0	2	.000	0	2	2	4.4	3	0	0	0	2	0	6	5.7

10 Gorgui Dieng Career Statistics

Year	GP	GS	Min	Avg	FG	FGA	Pct	3FG	3FGA	Pct	FT	FTA	Pct	OReb	DReb	Reb	Avg	PF	FO	Ast	TO	Blk	Stl	Pts	Avg
2010-11	29	10	451	15.6	68	110	.618	0	1	.000	28	52	.538	53	75	128	4.4	63	3	19	27	56	13	164	5.7
TOTAL	29	10	451	15.6	68	110	.618	0	1	.000	28	52	.538	53	75	128	4.4	63	3	19	27	56	13	164	5.7

14 Kyle Kuric



G/F 6-4 195 Sr. - 3L Evansville, Ind. (Memorial HS)

■ Starter in 19 games at forward. He was third in the BIG EAST in three-point percentage (.449, 70-of-156) and was seventh in field goal percentage (.514).

■ Averaged a team-high 15.1 points and 5.8 rebounds over the last 13 games, hitting 34-of-74 three-pointers (.459) and 53.8 percent from the field. Kuric had averaged 2.7 rebounds per game prior to that stretch.

■ Hit 40 of his 70 three-pointers on the season over the last 16 games. His 70 three-pointers were the 11th most for a U of L player in a single season.

■ Has 19 career double-figure scoring efforts, including 16 as a junior (12 of the last 19 games) when he had six 20-point scoring games.

■ Scored 21 points at West Virginia (7-of-9 field goals, 5-of-6 three-pointers).

■ Pulled down a career-high matching nine rebounds against Providence and scored 25 points, his fifth 20-point game this season.

■ Selected to the BIG EAST Honor Roll on Feb. 14 after averaging 25.5 points, 5.5 rebounds and hitting 62.1 percent from the field -- including 9-of-14 three-point goals (.643) -- as Louisville split games against Notre Dame and Syracuse.

■ His dunk near the end of the first half at Notre Dame (2/9/11) was selected as the national the 2011 Papa John's Dunk of the Year, receiving 45 percent of the votes among eight finalists.

■ Totaled 23 points, five rebounds, four assists and hit 5-of-7 three-pointers as the Cardinals beat Syracuse.

■ Scored a career-high 28 points at Notre Dame, adding four rebounds and a steal. His dunk just before halftime in that game was named the national Papa John's Dunk of the Year.

■ Produced 19 points, four rebounds and hit 6-of-9 shots against DePaul.

■ Scored 15 points in the Cards' victory at No. 5 Connecticut, connecting on 6-of-8 field goals (3-of-5 three-pointers).

■ Scored 20 points against St. John's, connecting on 5-of-7 three-point goals.

■ Totaled 10 points, four rebounds and scored the winning basket with four seconds remaining against Marquette to cap an 18-point comeback over the final 5:44.

■ Scored 25 points against Morgan State, burying 7-of-10 three-pointers and 9-of-13 shots for the game. He made his first five threes of the game. The career-best seven threes were the most by a U of L player since Taquan Dean also hit 7-of-10 against Delaware State on March 17, 2006.

■ Off the bench against UNLV, he had 17 points, five rebounds, two steals, and made 5-of-8 three-point goals.

■ Suffered a concussion in the first half against FIU, which kept him out for the Cards' next two games against South Alabama and San Francisco.

■ Totaled 13 points, four rebounds and a career-high three assists and four steals against Chattanooga off the bench, burying 3-of-6 three-pointers.

■ Was crowned U of L's Homecoming King on Oct. 9 at halftime of the Cards' homecoming football game vs. Memphis.

■ Huge game as a sophomore in the regular season finale against then No. 1 Syracuse, scoring a career-high 22 points, all in the second half. He added three rebounds, two assists, a steal, and four dunks while connecting on 9-of-11 field goals (4-of-6 three-pointers).

■ Serves as the student representative on the U of L Athletic Association Board of Directors.

■ He and his sister Katie -- a senior goalkeeper for the U of L women's soccer team -- visited Egypt over the summer.

■ Born Aug. 25, 1989 ... Major is business management with a minor in entrepreneurship.

14 Kyle Kuric Game-by-Game

Opponent	Date	GS	Min	FG			3-Point			FT			Rebounds				PF	FO	A	TO	Blk	Stl	Pts	Avg
				Pct	FG	FGA	Pct	FG	FGA	Pct	FT	FTA	Off	Def	Tot	Avg								
BUTLER	11/16/10	*	23	0	0	.000	0	0	.000	2	2	1.000	1	2	3	3.0	4	0	2	1	0	0	2	2.0
JACKSON STATE	11/20/10		16	1	3	.333	0	2	.000	0	0	.000	1	1	2	2.5	0	0	1	0	0	2	2.0	
CHATTANOOGA	11/22/10		19	5	9	.556	3	6	.500	0	0	.000	0	4	4	3.0	1	0	3	1	0	4	13	5.7
MARSHALL	11/27/10		12	0	3	.000	0	3	.000	0	0	.000	0	2	2	2.8	2	0	0	1	0	1	0	4.3
FIU	12/01/10		5	0	0	.000	0	0	.000	0	0	.000	0	0	0	2.2	0	0	0	0	0	0	0	3.4
UNLV	12/11/10		31	5	11	.455	5	8	.625	2	2	1.000	2	3	5	2.7	3	0	0	0	0	2	17	5.7
DREXEL	12/14/10		25	1	5	.200	0	2	.000	0	0	.000	1	2	3	2.7	2	0	2	0	0	0	2	5.1
GARDNER-WEBB	12/18/10	*	22	3	8	.375	2	6	.333	0	0	.000	1	0	1	2.5	1	0	1	1	1	0	8	5.5
at Western Ky.	12/22/10	*	31	4	7	.571	2	5	.400	0	0	.000	1	4	5	2.8	2	0	3	0	0	1	10	6.0
MORGAN STATE	12/27/10	*	37	9	13	.692	7	10	.700	0	0	.000	3	0	3	2.8	0	0	1	1	0	1	25	7.9
KENTUCKY	12/31/10	*	37	3	7	.429	1	4	.250	0	0	.000	1	2	3	2.8	4	0	2	2	0	2	7	7.8
SETON HALL	01/05/11	*	14	3	4	.750	1	2	.500	0	0	.000	1	1	2	2.8	3	0	0	1	0	0	7	7.8
at USF	01/09/11		12	1	5	.200	0	3	.000	0	0	.000	1	0	1	2.6	1	0	1	2	0	2	7.3	
at Villanova	01/12/11		12	2	5	.400	1	3	.333	0	0	.000	0	1	1	2.5	0	0	1	1	0	0	5	7.1
MARQUETTE	01/15/11		27	4	7	.571	2	5	.400	0	0	.000	0	4	4	2.6	1	0	1	1	1	0	10	7.3
ST. JOHN'S	01/19/11		33	7	9	.778	5	7	.714	1	1	1.000	0	2	2	2.6	1	0	1	1	0	1	20	8.1
at Providence	01/22/11		13	0	4	.000	0	4	.000	5	6	.833	1	2	3	2.6	3	0	3	1	0	1	5	7.9
WEST VIRGINIA	01/26/11		17	0	1	.000	0	0	.000	0	0	.000	1	1	2	2.6	0	0	1	0	0	0	7.5	
at Connecticut	01/29/11		34	6	8	.750	3	5	.600	0	0	.000	0	3	3	2.6	4	0	1	0	0	0	15	7.9
at Georgetown	01/31/11	*	37	3	7	.429	2	4	.500	1	3	.333	1	3	4	2.7	2	0	2	2	1	0	9	8.0
DEPAUL	02/05/11		32	6	9	.667	3	5	.600	4	5	.800	1	3	4	2.7	0	0	0	0	0	1	19	8.5
at Notre Dame	02/09/11	*	43	9	14	.643	4	7	.571	6	6	1.000	2	4	6	2.9	4	0	1	1	0	1	28	9.4
SYRACUSE	02/12/11	*	36	9	15	.600	5	7	.714	0	0	.000	1	4	5	3.0	3	0	4	0	0	1	23	10.0
at Cincinnati	02/16/11	*	35	4	9	.444	1	4	.250	0	0	.000	3	5	8	3.2	1	0	1	3	1	1	9	9.9
CONNECTICUT	02/18/11	*	30	2	7	.286	2	5	.400	0	0	.000	0	4	4	3.2	1	0	0	0	0	1	6	9.8
at Rutgers	02/22/11	*	34	4	10	.400	3	7	.429	0	0	.000	2	5	7	3.3	0	0	1	0	0	1	11	9.8
PITTSBURGH	02/27/11	*	38	5	12	.417	2	7	.286	0	0	.000	3	4	7	3.5	1	0	0	0	0	1	12	9.9
PROVIDENCE	03/02/11	*	29	11	18	.611	2	7	.286	1	1	1.000	7	2	9	3.7	3	0	2	3	0	3	25	10.4
at West Virginia	03/05/11	*	37	7	9	.778	5	6	.833	2	3	.667	1	1	2	3.6	3	0	0	1	0	2	21	10.8
vs Marquette	03/10/11	*	37	4	11	.364	3	10	.300	0	0	.000	2	5	7	3.7	2	0	0	1	1	0	11	10.8
vs Notre Dame	03/11/11	*	45	6	8	.750	2	4	.500	0	0	.000	2	4	6	3.8	0	0	2	1	0	1	14	10.9
vs Connecticut	03/12/11	*	37	3	8	.375	2	5	.400	0	0	.000	2	3	5	3.8	3	0	2	0	0	1	8	10.8
vs Morehead State	03/17/11	*	38	3	7	.429	2	3	.667	1	4	.250	3	3	6	3.9	1	0	2	0	0	2	9	10.8

14 Kyle Kuric Career Statistics

Year	GP	GS	Min	Avg	FG	FGA	Pct	3FG	3FGA	Pct	FT	FTA	Pct	OReb	DReb	Reb	Avg	PF	FO	Ast	TO	Blk	Stl	Pts	Avg
2008-09	17	1	93	5.5	10	19	.526	5	11	.455	2	2	1.000	9	7	16	0.9	6	0	5	6	3	2	27	1.6
2009-10	30	2	418	13.9	43	94	.457	18	50	.360	15	24	.625	31	44	75	2.5	39	0	12	12	1	18	119	4.0
2010-11	33	19	928	28.1	130	253	.514	70	156	.449	25	33	.758	45	84	129	3.9	56	0	40	26	7	29	355	10.8
TOTAL	80	22	1439	18.0	183	366	.500	93	217	.429	42	59	.712	85	135	220	2.8	101	0	57	44	11	49	501	6.3

14 Kyle Kuric Season Highs

- Points 28 vs. Notre Dame (2/9)
- Reb. 9 vs. Providence (3/2)
- Asst. 4 vs. Syracuse (2/12)
- Blocks 2 vs. USF (1/9)
- Steals 4 vs. Chattanooga (11/22)
- FGM 11 vs. Providence (3/2)
- FGA 18 vs. Providence (3/2)
- 3FGM 7 vs. Morgan St. (12/27), Marquette (3/10)
- 3FGA 10 vs. Morgan St (12/27)
- FT 6 vs. Notre Dame (2/9)
- FTA 6 vs. Providence (1/22), Notre Dame (2/9)

14 Kyle Kuric Career Highs

- Points 28 vs. Notre Dame (2/9/11)
- Reb. 9 vs. Radford (12/27/09), Providence (3/2/11)
- Asst. 4 vs. Syracuse (2/12/11)
- Blocks 2 vs. Ohio Univ. (12/7/08), USF (1/9/11)
- Steals 4 vs. Chattanooga (11/22/10)
- FGM 11 vs. Providence (3/2/11)
- FGA 18 vs. Providence (3/2/11)
- 3FGM 7 vs. Morgan State (12/27/10)
- 3FGA 10 vs. Morgan St (12/27/10), Marq (3/10/11)
- FT 6 vs. Notre Dame (2/9/11)
- FTA 6 (3 times) latest: vs. Notre Dame (2/9/11)

15 Tim Henderson



G 6-2 180 So. - 1L Louisville, Ky. (Christian Academy)

- Local walk-on guard who saw action in 18 games. He scored in six games
- Scored four points and had an assist against South Alabama.
- Made the most of his 10 minutes of action against Chattanooga, scoring four points while adding a rebound and an assist.
- One of three Kentuckians on the Cardinal roster.
- Averaged 16.2 points and 8.0 rebounds as a senior at Christian Academy.
- Collected six double-doubles as an all-region selection his senior year, among them a 15-rebound effort against Louisville Collegiate on Jan. 5, a game in which he

also went 4-for-6 from behind the arc. His high school scoring high was 29 points.

■ His father Jeff was a swimmer at U of L (1976-79), his mother played tennis at U of L and his sister played basketball at Asbury College.

■ Born Sept. 15, 1991 ... Major is sport administration.

15 Tim Henderson Season / Career Highs

- Points 4 vs. Chattanooga (11/22) vs. South Alabama (12/4)
- Reb. 3 vs. St. John's (1/19)
- Asst. 2 vs. Morgan State (12/27)
- Blocks none
- Steals 2 vs. Morgan State (12/27)
- FGM 2 vs. South Alabama (12/4)
- FGA 7 vs. South Alabama (12/4)
- 3FGM 1 vs. Chattanooga (11/22) vs. Morgan State (12/27)
- 3FGA 2 vs. Chattanooga (11/22)
- FT 1 vs. Chattanooga (11/22)
- FTA 2 vs. Chattanooga (11/22)

Opponent	Date	GS		FGFGA			3-Point			FT			Rebounds			PF	FO	A	TO	Blk	Stl	Pts	Avg
		Min	Pct	FG	FGA	Pct	FG	FGA	Pct	FT	FTA	Pct	Off	Def	Tot								
BUTLER	11/16/10	0	0	0	.000	0	0	.000	0	0	.000	0	0	0	0.0	0	0	0	0	0	0	0.0	
JACKSON STATE	11/20/10	1	0	0	.000	0	0	.000	0	0	.000	0	0	0	0.0	0	0	0	0	0	0	0.0	
CHATTANOOGA	11/22/10	10	1	2	.500	1	2	.500	1	2	.500	0	1	1	0.3	2	0	1	1	0	0	1.3	
FIU	12/01/10	5	0	1	.000	0	1	.000	0	0	.000	0	1	1	0.5	0	0	1	0	0	0	1.0	
SOUTH ALABAMA	12/04/10	10	2	7	.286	0	1	.000	0	0	.000	0	2	2	0.8	1	0	1	0	0	1	1.6	
SAN FRANCISCO	12/08/10	2	0	0	.000	0	0	.000	0	0	.000	0	1	1	0.8	1	0	0	0	0	0	1.3	
UNLV	12/11/10	0	0	0	.000	0	0	.000	0	0	.000	0	0	0	0.7	0	0	0	0	0	0	1.1	
GARDNER-WEBB	12/18/10	5	1	1	1.000	0	0	.000	0	0	.000	0	1	1	0.8	1	0	1	0	0	1	1.3	
at Western Ky.	12/22/10	6	0	0	.000	0	0	.000	0	0	.000	0	0	0	0.7	1	0	0	1	0	0	1.1	
MORGAN STATE	12/27/10	8	1	1	1.000	1	1	1.000	0	0	.000	0	1	1	0.7	0	0	2	0	0	2	1.3	
KENTUCKY	12/31/10	0	0	0	.000	0	0	.000	0	0	.000	0	0	0	0.6	1	0	0	0	0	0	1.2	
MARQUETTE	01/15/11	2	0	0	.000	0	0	.000	0	0	.000	0	0	0	0.6	1	0	0	1	0	0	1.1	
ST. JOHN'S	01/19/11	5	0	4	.000	0	1	.000	0	0	.000	2	1	3	0.8	1	0	0	0	0	0	1.0	
at Providence	01/22/11	0	1	1	1.000	0	0	.000	0	0	.000	1	0	1	0.8	0	0	0	0	0	2	1.1	
DEPAUL	02/05/11	3	0	1	.000	0	1	.000	0	0	.000	0	0	0	0.7	0	0	0	0	0	0	1.0	
at Rutgers	02/22/11	1	0	1	.000	0	1	.000	0	0	.000	0	0	0	0.7	0	0	0	0	0	0	0.9	
PROVIDENCE	03/02/11	4	1	2	.500	0	1	.000	0	0	.000	0	0	0	0.6	3	0	0	0	0	2	1.0	
vs Marquette	03/10/11	1	0	0	.000	0	0	.000	0	0	.000	0	0	0	0.6	0	0	0	0	0	0	0.9	

15 Tim Henderson Career Statistics

Year	GP	GS	Min	Avg	FG	FGA	Pct	3FG	3FGA	Pct	FT	FTA	Pct	OReb	DReb	Reb	Avg	PF	FO	Ast	TO	Blk	Stl	Pts	Avg
2010-11	18	0	63	3.5	7	21	.333	2	9	.222	1	2	.500	3	8	11	0.6	12	0	6	3	0	4	17	0.9
TOTAL	18	0	63	3.5	7	21	.333	2	9	.222	1	2	.500	3	8	11	0.6	12	0	6	3	0	4	17	0.9

21 Jared Swopshire



F 6-8 205 Jr. - 2L St. Louis, Mo. (IMG Academy)

- The Cardinals' lone returning starter from 2009-10, he was sidelined with a groin injury since the summer. He had surgery in Philadelphia on Jan. 20 to repair the injury which forced him out for the season. Dr. Willam C. Meyers of Core Performance Physicians performed the surgery.
- Skilled forward for the Cardinals who made significant strides as a sophomore, starting 20 games last season.
- Grabbed at least seven rebounds in 16 games. He scored in double digits on 12 occasions.
- Ranked sixth in the BIG EAST in free throw percentage (.840).
- Produced his first career double-double with 10 points, 11 rebounds and two assists against Arkansas in a return to his home city of St. Louis,
- Born Oct. 17, 1989 ... Major is sport administration.

21 Jared Swopshire Career Highs

- Points 15 vs. St. John's (1/9/10)
- Reb. 11 vs. Arkansas (11/17/09) vs. Providence (1/6/10)
- Asst. 5 vs. Rutgers (2/6/10) vs. DePaul (2/20/10)
- Blocks 3 vs. Notre Dame (2/17/10)
- Steals 3 vs. W. Carolina (12/12/09) vs. USF (12/30/09)
- FGM 5 vs. St. John's (1/9/10) vs. Rutgers (2/6/10)
- FGA 13 vs. Kentucky (1/2/10)
- 3FGM 2 (6 times) *latest*: vs. Connecticut (2/28/10)
- 3FGA 5 vs. Connecticut (2/28/10)
- FT 7 vs. Villanova (1/11/10)
- FTA 7 vs. Villanova (1/11/10)

21 Jared Swopshire Game-by-Game

Opponent	Date	GS		FGFGA			3-Point			FT			Rebounds			PF	FO	A	TO	Blk	Stl	Pts	Avg
		Min	Pct	FG	FGA	Pct	FG	FGA	Pct	FT	FTA	Pct	Off	Def	Tot								
None																							

21 Jared Swopshire Career Statistics

Year	GP	GS	Min	Avg	FG	FGA	Pct	3FG	3FGA	Pct	FT	FTA	Pct	OReb	DReb	Reb	Avg	PF	FO	Ast	TO	Blk	Stl	Pts	Avg
2008-09	37	1	201	5.4	18	50	.360	5	19	.263	10	17	.588	14	28	42	1.1	20	0	7	18	3	6	51	1.4
2009-10	33	20	824	25.0	78	205	.380	22	68	.324	68	81	.840	62	138	200	6.1	63	1	43	42	13	22	246	7.5
2010-11	0	0	0	0.0	0	0	.000	0	0	.000	0	0	.000	0	0	0	0.0	0	0	0	0	0	0	0	0.0
TOTAL	70	21	1025	14.6	96	255	.376	27	87	.310	78	98	.796	76	166	242	3.5	83	1	50	60	16	28	297	4.2

22 Elisha Justice



G 5-10 180 So. - 1L Pikeville, Ky. (Shelby Valley HS)

- Solid performance as the Cards' backup point guard. He had initially joined U of L as a walk-on before a scholarship became available over the summer.
- He had 33 assists with 14 turnovers for the season (2.36 ratio). He committed more than one turnover in a college game just twice. Had a string of 83 minutes of turnover free floor time broken with one against Marquette, his first turnover since Dec. 1 vs. FIU.
- Had seven points, three rebounds and a season-high three steals against Morehead State in the NCAA Tournament second round. It was the most he had scored in 25 games and his 23 minutes played was his second-most of the season.
- Played 12 minutes against Marquette -- his most since Dec. 11 -- and contributed two assists during the Cards' 18-point comeback in the closing 5:44.
- Scored a season high 12 points and grabbed six rebounds against Butler in his first game as a Cardinal.
- Missed the Cardinals' games against Western Kentucky and Morgan State with a concussion, which he had suffered in the Gardner-Webb game. He returned to play briefly against Kentucky, but a bone bruise in his right leg kept him on the sidelines against Seton Hall.
- Honored as Kentucky's Mr. Basketball as a senior, he averaged 20.1 points, 5.9 assists, 3.9 rebounds and 3.9 steals for as a senior last season as Shelby Valley posted a 32-4 record and won the 2010 Kentucky state championship.
- Produced school record career totals of 2,086 points, 633 assists and a Kentucky state record 540 steals.
- His brother Jonah is a junior offensive guard for the Univ. of Virginia at Wise football team.
- Nicknamed "The Bullet" by U of L Coach Rick Pitino.
- Born Dec. 17, 1990 ... Major is undecided.

22 Elisha Justice

Season / Career Highs

- Points 12 vs. Butler (11/16); vs. FIU (12/1)
- Reb. 6 vs. Butler (11/16)
- Asst. 6 vs. Chattanooga (11/22)
- Blocks none
- Steals 3 vs. Morehead St. (3/17)
- FGM 4 vs. FIU (12/1)
- FGA 7 vs. Marshall (11/27)
- 3FGM 3 vs. FIU (12/1)
- 3FGA 4 vs. FIU (12/1)
- vs. Providence (1/22)
- FT 9 vs. Butler (11/16)
- FTA 14 vs. Butler (11/16)


22 Elisha Justice Game-by-Game

Opponent	Date	GS	Min	FG	FGA	3-Point			Rebounds			PF	FO	A	TO	Blk	Stl	Pts	Avg				
						Pct	FG	FGA	Pct	FT	FTA									Pct	Off	Def	Tot
BUTLER	11/16/10	21	1	3	.333	1	2	.500	9	14	.643	0	6	6	6.0	4	0	2	1	0	0	12	12.0
JACKSON STATE	11/20/10	11	1	2	.500	0	1	.000	2	2	1.000	0	0	0	3.0	0	0	1	1	0	0	4	8.0
CHATTANOOGA	11/22/10	20	1	6	.167	0	3	.000	0	0	.000	1	0	1	2.3	3	0	6	1	0	1	2	6.0
MARSHALL	11/27/10	26	3	7	.429	1	3	.333	3	4	.750	0	4	4	2.8	3	0	3	1	0	0	10	7.0
FIU	12/01/10	16	4	5	.800	3	4	.750	1	4	.250	1	1	2	2.6	2	0	0	1	0	0	12	8.0
SOUTH ALABAMA	12/04/10	15	0	2	.000	0	1	.000	1	2	.500	0	1	1	2.3	1	0	4	0	0	1	1	6.8
SAN FRANCISCO	12/08/10	12	0	2	.000	0	2	.000	0	1	.000	0	1	1	2.1	0	0	0	0	0	1	0	5.9
UNLV	12/11/10	13	1	4	.250	0	2	.000	2	2	1.000	0	1	1	2.0	3	0	0	0	0	1	4	5.6
DREXEL	12/14/10	10	0	1	.000	0	0	.000	0	0	.000	0	0	0	1.8	2	0	1	0	0	0	0	5.0
GARDNER-WEBB	12/18/10	11	1	1	1.000	0	0	.000	0	0	.000	0	2	2	1.8	1	0	2	0	0	0	2	4.7
KENTUCKY	12/31/10	3	0	0	.000	0	0	.000	0	0	.000	0	1	1	1.7	0	0	0	0	0	0	0	4.3
at Villanova	01/12/11	7	0	1	.000	0	0	.000	0	0	.000	0	0	0	1.6	1	0	1	0	0	0	0	3.9
MARQUETTE	01/15/11	12	0	3	.000	0	2	.000	0	0	.000	0	2	2	1.6	1	0	2	1	0	0	0	3.6
ST. JOHN'S	01/19/11	14	1	2	.500	0	1	.000	0	0	.000	0	0	0	1.5	3	0	2	2	0	1	2	3.5
at Providence	01/22/11	17	2	4	.500	2	4	.500	0	0	.000	0	1	1	1.5	1	0	0	1	0	0	6	3.7
WEST VIRGINIA	01/26/11	5	1	2	.500	0	0	.000	0	0	.000	0	0	0	1.4	0	0	1	0	0	2	2	3.6
at Connecticut	01/29/11	2	0	0	.000	0	0	.000	0	0	.000	0	0	0	1.3	0	0	1	0	0	0	0	3.4
DEPAUL	02/05/11	3	1	2	.500	0	0	.000	0	0	.000	0	0	0	1.2	1	0	0	0	0	0	2	3.3
at Notre Dame	02/09/11	7	1	2	.500	0	0	.000	0	0	.000	0	3	3	1.3	1	0	1	0	0	0	2	3.2
SYRACUSE	02/12/11	4	0	0	.000	0	0	.000	0	0	.000	0	0	0	1.3	0	0	0	0	0	0	0	3.1
at Cincinnati	02/16/11	12	0	1	.000	0	1	.000	0	0	.000	0	0	0	1.2	2	0	2	2	0	1	0	2.9
CONNECTICUT	02/18/11	5	0	1	.000	0	0	.000	0	0	.000	0	0	0	1.1	1	0	0	0	0	0	0	2.8
at Rutgers	02/22/11	1	0	0	.000	0	0	.000	0	0	.000	0	0	0	1.1	0	0	0	0	0	0	0	2.7
PROVIDENCE	03/02/11	3	0	0	.000	0	0	.000	0	0	.000	0	1	1	1.1	0	0	0	0	0	0	0	2.5
at West Virginia	03/05/11	5	0	1	.000	0	0	.000	1	2	.500	0	0	0	1.0	1	0	1	1	0	0	1	2.5
vs Marquette	03/10/11	4	0	1	.000	0	1	.000	0	0	.000	0	0	0	1.0	1	0	1	0	0	0	0	2.4
vs Notre Dame	03/11/11	4	0	0	.000	0	0	.000	0	0	.000	1	0	1	1.0	0	0	0	0	0	0	0	2.3
vs Connecticut	03/12/11	8	1	2	.500	0	1	.000	0	0	.000	0	0	0	1.0	1	0	2	1	0	0	2	2.3
vs Morehead State	03/17/11	23	2	3	.667	2	3	.667	1	3	.333	1	2	3	1.0	3	0	0	1	0	3	7	2.4

22 Elisha Justice Career Statistics

Year	GP	GS	Min	Avg	FG	FGA	Pct	3FG	3FGA	Pct	FT	FTA	Pct	OReb	DReb	Reb	Avg	PF	FO	Ast	TO	Blk	Stl	Pts	Avg
2010-11	29	0	294	10.1	21	58	.362	9	31	.290	20	34	.588	4	26	30	1.0	36	0	33	14	0	11	71	2.4
TOTAL	29	0	294	10.1	21	58	.362	9	31	.290	20	34	.588	4	26	30	1.0	36	0	33	14	0	11	71	2.4

2 Russ Smith



G 6-0 160 So. - 1L Briarwood, N.Y. (South Kent School)

- A group of injuries limited his playing time as a freshman (broken foot, concussion, strained foot, sore knee), seeing action in 17 games.
- Had seven steals in his last 38 minutes of floor time and at least one theft in seven of his last 10 games, despite not playing more than nine minutes in any of those contests.
- His three-pointer, steal, two rebounds and defense helped provide a spark in the Cardinals' comeback victory over West Virginia.
- Scored a season-high nine points and added two assists and two steals at Western Kentucky.
- Scored seven points and handed out three assists against Gardner-Webb in nine minutes of action.
- A strained right foot suffered in practice on Feb. 16 sidelined him for the Cards' game against Connecticut on Feb. 18.
- Missed two games against Providence and West Virginia after suffering a concussion in practice on Feb. 28.
- Suffered a fracture in his right foot on Sept. 25 and missed about eight weeks, playing in his first game on Dec. 1 against FIU.
- Sat out the Cards' game against South Alabama with a sore knee, but was back on the court for a brief appearance against San Francisco when he buried his first three-point goal of the year.
- Made his first appearance of the season against Florida International after recovering from a broken right foot, producing four points, two steals, a rebound and an assist in eight minutes of action.
- Wore number 24 as a freshman.
- Played a year of prep school basketball at South Kent (Conn.) School last season, averaging 19.7 points and 3.9 assists in helping South Kent (Conn.) School to a 20-12 record.
- Averaged 29.6 points, 7.3 rebounds and 3.2 assists for Coach Jack Curran as a senior in 2008-09 at Archbishop Molloy High School in Queens, N.Y. as the Stanners posted a 15-9 record.
- Led the New York City Catholic league (CHSAA) in scoring two years, averaging 24.5 points per game as a junior.
- Top scoring effort in high school was 47 points as a senior against both St. Francis Prep and Christ the King, the latter coming in an 87-85 loss in the CHSAA Brooklyn/Queens Diocesan semifinals.
- Born April 19, 1991 ... Major is undecided.

24 Russ Smith

Season / Career Highs

- Points 9 vs. Western Ky. (12/22)
- Reb. 2 vs. West Virginia (1/26)
vs. Georgetown (1/31)
- Asst. 3 vs. Gardner-Webb (12/18)
vs. Morgan State (12/27)
- Blocks 1 vs. Georgetown (1/31)
- Steals 2 vs. FIU (12/1)
vs. Western Ky. (12/22)
- FGM 3 vs. Gardner-Webb (12/18)
vs. Western Ky. (12/22)
- FGA 7 vs. West Virginia (1/26)
- 3FGM 2 vs. Western Ky. (12/22)
- 3FGA 4 vs. West Virginia (1/26)
- FT 2 vs. FIU (12/1)
- FTA 3 vs. Western Ky. (12/22)

24 Russ Smith Game-by-Game

Opponent	Date	GS	Min	FG	FGA	Pct	3-Point			FT	FTA	Pct	Rebounds				PF	FO	A	TO	Blk	Stl	Pts	Avg
							FG	FGA	Pct				Off	Def	Tot	Avg								
FIU	12/01/10	8	1	4	.250	0	0	.000	2	2	1.000	0	1	1	1.0	0	0	1	1	0	2	4	4.0	
SAN FRANCISCO	12/08/10	6	1	3	.333	1	2	.500	0	0	.000	0	0	0	0.5	1	0	1	0	0	0	3	3.5	
GARDNER-WEBB	12/18/10	9	3	3	1.000	1	1	1.000	0	0	.000	0	0	0	0.3	3	0	3	2	0	1	7	4.7	
at Western Ky.	12/22/10	11	3	5	.600	2	3	.667	1	3	.333	0	0	0	0.3	3	0	2	4	0	2	9	5.8	
MORGAN STATE	12/27/10	13	2	5	.400	1	1	1.000	0	0	.000	0	1	1	0.4	0	0	3	0	0	1	5	5.6	
KENTUCKY	12/31/10	5	0	1	.000	0	0	.000	0	0	.000	0	0	0	0.3	1	0	0	0	0	0	0	4.7	
SETON HALL	01/05/11	4	0	3	.000	0	2	.000	0	0	.000	0	0	0	0.3	0	0	0	0	0	0	0	4.0	
at USF	01/09/11	8	1	2	.500	1	2	.500	0	0	.000	0	0	0	0.3	2	0	2	0	0	1	3	3.9	
MARQUETTE	01/15/11	2	0	1	.000	0	1	.000	0	0	.000	0	0	0	0.2	0	0	0	0	0	1	0	3.4	
ST. JOHN'S	01/19/11	1	1	1	1.000	0	0	.000	0	0	.000	0	0	0	0.2	0	0	0	0	0	1	2	3.3	
at Providence	01/22/11	1	0	0	.000	0	0	.000	0	0	.000	0	0	0	0.2	0	0	0	0	0	0	0	3.0	
WEST VIRGINIA	01/26/11	9	1	7	.143	1	4	.250	0	0	.000	0	2	2	0.3	1	0	0	1	0	1	3	3.0	
at Connecticut	01/29/11	6	0	1	.000	0	1	.000	0	0	.000	0	0	0	0.3	2	0	1	1	0	1	0	2.8	
at Georgetown	01/31/11	8	0	3	.000	0	0	.000	0	0	.000	1	1	2	0.4	2	0	1	1	1	1	0	2.6	
DEPAUL	02/05/11	2	1	1	1.000	0	0	.000	0	0	.000	0	1	1	0.5	2	0	0	3	0	1	2	2.5	
vs Marquette	03/10/11	1	0	1	.000	0	0	.000	0	0	.000	0	0	0	0.4	0	0	0	0	0	0	0	2.4	
vs Notre Dame	03/11/11	2	0	0	.000	0	0	.000	0	0	.000	0	0	0	0.4	0	0	0	0	0	0	0	2.2	

24 Russ Smith Career Statistics

Year	GP	GS	Min	Avg	FG	FGA	Pct	3FG	3FGA	Pct	FT	FTA	Pct	OReb	DReb	Reb	Avg	PF	FO	Ast	TO	Blk	Stl	Pts	Avg
2010-11	17	0	96	5.6	14	41	.341	7	17	.412	3	5	.600	1	6	7	0.4	17	0	14	13	1	13	38	2.2
TOTAL	17	0	96	5.6	14	41	.341	7	17	.412	3	5	.600	1	6	7	0.4	17	0	14	13	1	13	38	2.2

33 Mike Marra



G 6-4 200 Jr. - 2L Smithfield, R.I. (Northfield Mt. Hermon)

- Double-figure scorer in 11 games as a sophomore and handed out at least four assists in seven games.
- Stellar game off the bench against Marquette in the BIG EAST Tournament quarterfinals, totaling 22 points - second highest of his career -- a career-best six three-point goals in 10 attempts, two blocked shots and three assists without a turnover.
- Has made 14 of his 45 three-pointers over his last eight games.
- Had nine points, a career-high matching three steals and made 3-of-6 three-pointers at Rutgers.
- Grabbed a career-high eight rebounds against DePaul and added six points on a pair of three-pointers.
- Buried a pair of three-pointers at No. 5 Connecticut, including one with 22 seconds remaining in the first overtime period when the Cardinals were trailing by four points.
- Missed two games (WKU, Morgan State) and eight days of practice with a sprained right ankle he suffered in practice on Dec. 21. He returned to practice on Dec. 30. In his fourth game back, he reinjured the ankle at Villanova, played just five minutes and missed two games (Marquette, St. John's) before returning against Providence. A back ailment slowed him in early February.
- Had 14 points and four assists against Seton Hall off the bench in the Cards' BIG EAST opener, hitting 3-of-5 three-pointers. He followed that performance with 11 points and four assists at USF.
- His long-range shooting prowess and passing ability earned him a starting role for the first nine games of this season.

- After going five straight games without an assist to end the 2009-10 season, Marra had 61 assists and 38 turnovers for the season.
- His 45 three-pointers in 31 games were more than double what he made as a freshman (20) and he more than doubled his freshman year scoring total.
- Scored 12 points against Marshall, adding five rebounds and five assists.
- In his first career start, he made the first basket (a three-pointer) and grabbed the first rebound in KFC Yum! Center history against Butler when he totalled 11 points, five rebounds and five assists.
- Saw action in 27 games as a freshman for the Cardinals when 82 of his 94 field goal attempts were from three-point range.
- Scored a season-high 12 points at then No. 2 Syracuse, making 4-of-12 three-pointers, and adding four rebounds.
- Born May 22, 1990 ... Major is sport administration with a minor in business management.


33 Mike Marra Game-by-Game

Opponent	Date	GS	Min	FG			3-Point			FT			Rebounds			PF	FO	A	TO	Blk	Stl	Pts	Avg		
				Pct	FG	FGA	Pct	FG	FGA	Pct	FT	FTA	Pct	Off	Def									Tot	Avg
BUTLER	11/16/10	*	33	4	10	.400	2	8	.250	1	2	.500	1	4	5	5.0	3	0	5	1	1	2	11	11.0	
JACKSON STATE	11/20/10	*	33	4	11	.364	3	10	.300	0	0	.000	0	1	1	3.0	0	0	4	1	0	1	11	11.0	
CHATTANOOGA	11/22/10	*	19	4	9	.444	3	7	.429	0	0	.000	0	2	2	2.7	1	0	5	1	0	3	11	11.0	
MARSHALL	11/27/10	*	32	3	7	.429	2	5	.400	4	4	1.000	0	5	5	3.3	2	0	5	1	1	1	12	11.3	
FIU	12/01/10	*	20	4	10	.400	2	8	.250	0	0	.000	2	2	4	3.4	3	0	1	4	0	1	10	11.0	
SOUTH ALABAMA	12/04/10	*	33	8	18	.444	5	14	.357	2	2	1.000	0	3	3	3.3	4	0	3	1	0	1	23	13.0	
SAN FRANCISCO	12/08/10	*	22	1	10	.100	1	9	.111	0	0	.000	1	1	2	3.1	1	0	1	1	0	0	3	11.6	
UNLV	12/11/10	*	16	0	9	.000	0	5	.000	0	0	.000	2	2	4	3.3	1	0	0	1	0	0	0	10.1	
DREXEL	12/14/10	*	17	0	2	.000	0	2	.000	2	4	.500	0	0	0	2.9	0	0	1	1	0	0	2	9.2	
GARDNER-WEBB	12/18/10		22	4	8	.500	2	6	.333	0	0	.000	0	2	2	2.8	0	2	4	2	3	10	9.3		
KENTUCKY	12/31/10		11	0	3	.000	0	2	.000	0	0	.000	0	1	1	2.6	1	0	0	0	1	0	0	8.5	
SETON HALL	01/05/11		25	3	5	.600	3	5	.600	5	5	1.000	0	2	2	2.6	1	0	4	1	0	1	14	8.9	
at USF	01/09/11		24	4	9	.444	3	7	.429	0	0	.000	0	0	0	2.4	1	0	4	1	0	1	11	9.1	
at Villanova	01/12/11		5	0	2	.000	0	2	.000	0	0	.000	0	0	0	2.2	0	0	0	0	0	0	0	8.4	
at Providence	01/22/11		21	1	7	.143	0	5	.000	0	0	.000	0	2	2	2.2	0	5	1	0	1	2	8.0		
WEST VIRGINIA	01/26/11		8	0	2	.000	0	2	.000	0	0	.000	0	0	0	2.1	1	0	0	1	0	0	0	7.5	
at Connecticut	01/29/11		28	2	5	.400	2	3	.667	0	0	.000	0	3	3	2.1	1	0	2	2	0	0	6	7.4	
at Georgetown	01/31/11		18	2	5	.400	1	4	.250	0	0	.000	0	2	2	2.1	1	0	2	1	0	1	5	7.3	
DEPAUL	02/05/11	*	33	2	10	.200	2	8	.250	0	0	.000	3	5	8	2.4	2	0	2	3	1	2	6	7.2	
at Notre Dame	02/09/11		16	1	11.000	1	11.000	0	0	.000	0	0	.000	0	3	3	2.5	1	0	1	0	0	0	3	7.0
SYRACUSE	02/12/11		7	0	1	.000	0	1	.000	0	0	.000	0	0	0	2.3	1	0	1	0	0	0	0	6.7	
at Cincinnati	02/16/11		16	1	4	.250	0	3	.000	0	0	.000	0	1	1	2.3	1	0	1	2	1	1	2	6.5	
CONNECTICUT	02/18/11		6	0	1	.000	0	1	.000	2	2	1.000	0	0	0	2.2	1	0	0	0	0	0	2	6.3	
at Rutgers	02/22/11		13	3	6	.500	3	6	.500	0	2	.000	0	1	1	2.1	2	0	1	0	0	3	9	6.4	
PITTSBURGH	02/27/11		26	3	9	.333	3	8	.375	2	3	.667	1	2	3	2.2	2	0	3	1	0	1	11	6.6	
PROVIDENCE	03/02/11	*	26	1	7	.143	0	5	.000	0	0	.000	0	2	2	2.2	3	0	2	2	1	1	2	6.4	
at West Virginia	03/05/11		9	0	3	.000	0	3	.000	2	2	1.000	1	0	1	2.1	2	0	2	1	0	1	2	6.2	
vs Marquette	03/10/11		24	7	11	.636	6	10	.600	2	2	1.000	1	1	2	2.1	2	0	3	0	2	1	22	6.8	
vs Notre Dame	03/11/11		29	1	6	.167	1	4	.250	0	0	.000	4	1	5	2.2	1	0	1	3	0	1	3	6.7	
vs Connecticut	03/12/11		20	0	3	.000	0	3	.000	2	3	.667	0	1	1	2.2	3	0	0	1	0	0	2	6.5	
vs Morehead State	03/17/11		23	0	5	.000	0	4	.000	2	2	1.000	0	1	1	2.1	1	0	0	2	0	1	2	6.4	

33 Mike Marra Career Statistics

Year	GP	GS	Min	Avg	FG	FGA	Pct	3FG	3FGA	Pct	FT	FTA	Pct	OReb	DReb	Reb	Avg	PF	FO	Ast	TO	Blk	Stl	Pts	Avg
2009-10	27	0	268	9.9	27	94	.287	20	82	.244	11	15	.733	8	21	29	1.1	25	0	16	11	6	10	85	3.1
2010-11	31	11	635	20.5	63	199	.317	45	161	.280	26	33	.788	16	50	66	2.1	43	0	61	38	10	28	197	6.4
TOTAL	58	11	903	15.6	90	293	.307	65	243	.267	37	48	.771	24	71	95	1.6	68	0	77	49	16	38	282	4.9

44 Stephan Van Treese



F 6-9 220 Jr. - 2L Indianapolis, Ind. (Lawrence North HS)

■ Averaged 4.2 points and 4.6 rebounds in BIG EAST games, scoring in double figures in three league games. He has started 12 games, including 11 BIG EAST games.

■ His 70.5 percent field goal accuracy (31-of-44) in league games was among the BIG EAST leaders before he dropped below the per-game minimum.

■ Grabbed at least one steal in 15 games as a sophomore (21 total).

■ Scored 10 points and had three rebounds and a steal against Marquette (Jan. 15).

■ Produced career highs of 14 rebounds and 12 points against USF in his second career start, marking his first career double-double.

■ His game fit well with the Cards' up-tempo style, surpassing his totals in every category from his freshman season.

■ A stomach virus kept him out of practice in mid-February and limited his effectiveness against Notre Dame.

■ Pulled down 10 rebounds against Seton Hall and scored four points in the game, his first double-digit rebounding effort.

■ Totalled eight points, three steals and added four rebounds against Marshall with a pair of dunks.

■ Grabbed six rebounds against Chattanooga in 16 minutes.

■ Saw action in 16 games as a freshman.

■ Played a solid six minutes in the first half against UConn as a freshman when Samardo Samuels and Terrence Jennings were both in foul trouble, producing two points and a steal.

■ Averaged 12.3 points, 8.3 rebounds, 2.1 assists and 2.0 blocked shots as a senior in helping Indianapolis North earn a 25-3 record and the regional finals, where it lost to Franklin Central. An AP All-State selection as a senior and a three-year starter at Lawrence North.

■ Born Sept. 26, 1990 ... Major is sport administration.

44 Stephan Van Treese Season Highs

Points 12 vs. USF (1/9)
 Reb. 14 vs. USF (1/9)
 Asst. 2 vs. DePaul (2/5)
 Blocks 1 (4 times) *latest*: vs. Providence (3/2)
 Steals 3 vs. Marshall (11/27)
 vs. Villanova (1/12)
 FGM 6 vs. USF (1/9)
 FGA 10 vs. USF (1/9)
 3FGM none
 3FGA none
 FT 2 vs. Villanova (1/12)
 FTA 4 vs. South Alabama (12/4)
 vs. Connecticut (2/18)

44 Stephan Van Treese Career Highs

Points 12 vs. USF (1/9/11)
 Reb. 14 vs. USF (1/9/11)
 Asst. 2 vs. DePaul (2/5/11)
 Blocks 1 (6 times) *latest*: vs. Providence (3/2/11)
 Steals 3 vs. Marshall (11/27/10)
 vs. Villanova (1/12/11)
 FGM 6 vs. USF (1/9/11)
 FGA 10 vs. USF (1/9/11)
 3FGM none
 3FGA none
 FT 2 vs. Villanova (1/12/11)
 FTA 4 vs. South Alabama (12/4/10)
 vs. Connecticut (2/18/11)

44 Stephan Van Treese Game-by-Game

Opponent	Date	GS	Min	3-Point			Rebounds										Avg					
				FG	FGA	Pct	Off	Def	Tot	Avg	PF	FO	A	TO	Blk	Stl		Pts				
BUTLER	11/16/10	9	2	21.000	0	0	.000	1	3	.333	2	0	2	2.0	0	0	0	1	0	1	5	5.0
JACKSON STATE	11/20/10	13	1	11.000	0	0	.000	0	1	.000	0	3	3	2.5	2	0	1	2	0	2	2	3.5
CHATTANOOGA	11/22/10	16	1	3.333	0	0	.000	1	11.000	5	1	6	3.7	1	0	1	0	0	1	3	3.3	
MARSHALL	11/27/10	21	4	6.667	0	0	.000	0	1.000	2	2	4	3.8	1	0	0	1	0	3	8	4.5	
FIU	12/01/10	* 16	1	11.000	0	0	.000	0	2.000	3	3	6	4.2	1	0	1	1	1	2	2	4.0	
SOUTH ALABAMA	12/04/10	8	0	0.000	0	0	.000	0	4.000	0	0	0	3.5	2	0	0	1	0	1	0	3.3	
SAN FRANCISCO	12/08/10	7	0	0.000	0	0	.000	0	0.000	0	2	2	3.3	1	0	0	0	1	0	0	2.9	
UNLV	12/11/10	2	0	0.000	0	0	.000	0	0.000	0	0	0	2.9	0	0	0	0	0	0	0	2.5	
DREXEL	12/14/10	12	0	1.000	0	0	.000	1	3.333	2	2	4	3.0	3	0	0	1	0	0	1	2.3	
GARDNER-WEBB	12/18/10	12	1	11.000	0	0	.000	1	2.500	2	4	6	3.3	1	0	0	0	0	0	3	2.4	
at Western Ky.	12/22/10	7	1	11.000	0	0	.000	0	0.000	2	0	2	3.2	2	0	1	0	0	0	2	2.4	
MORGAN STATE	12/27/10	9	1	2.500	0	0	.000	0	0.000	1	2	3	3.2	2	0	0	0	0	1	2	2.3	
KENTUCKY	12/31/10	1	0	0.000	0	0	.000	0	0.000	0	0	0	2.9	0	0	0	0	0	0	0	2.2	
SETON HALL	01/05/11	27	2	3.667	0	0	.000	0	0.000	5	5	10	3.4	2	0	0	0	0	0	4	2.3	
at USF	01/09/11	* 33	6	10.600	0	0	.000	0	1.000	9	5	14	4.1	2	0	0	1	1	0	12	2.9	
at Villanova	01/12/11	* 27	0	3.000	0	0	.000	2	21.000	3	0	3	4.1	3	0	0	3	0	3	2	2.9	
MARQUETTE	01/15/11	* 18	5	6.833	0	0	.000	0	0.000	0	3	3	4.0	4	0	0	0	0	1	10	3.3	
ST. JOHN'S	01/19/11	* 19	2	21.000	0	0	.000	1	2.500	1	2	3	3.9	2	0	0	1	0	0	5	3.4	
at Providence	01/22/11	* 27	5	51.000	0	0	.000	0	0.000	2	4	6	4.1	3	0	0	2	0	0	10	3.7	
WEST VIRGINIA	01/26/11	* 23	1	2.500	0	0	.000	0	0.000	2	2	4	4.1	3	0	0	3	0	1	2	3.7	
at Connecticut	01/29/11	* 16	1	11.000	0	0	.000	0	0.000	0	3	3	4.0	1	0	0	0	0	1	2	3.6	
at Georgetown	01/31/11	3	0	0.000	0	0	.000	0	0.000	0	0	0	3.8	4	0	0	0	0	0	0	3.4	
DEPAUL	02/05/11	* 28	3	31.000	0	0	.000	0	0.000	4	2	6	3.9	1	0	2	0	0	0	6	3.5	
at Notre Dame	02/09/11	2	0	0.000	0	0	.000	0	0.000	0	1	1	3.8	0	0	0	0	0	0	0	3.4	
at Cincinnati	02/16/11	* 5	1	2.500	0	0	.000	0	0.000	1	0	1	3.7	1	0	0	0	0	0	2	3.3	
CONNECTICUT	02/18/11	* 19	0	1.000	0	0	.000	1	4.250	2	5	7	3.8	1	0	1	1	0	1	1	3.2	
PITTSBURGH	02/27/11	* 15	2	21.000	0	0	.000	0	0.000	2	4	6	3.9	2	0	0	0	0	0	4	3.3	
PROVIDENCE	03/02/11	12	2	3.667	0	0	.000	0	0.000	1	3	4	3.9	0	0	1	0	1	0	4	3.3	
at West Virginia	03/05/11	14	1	11.000	0	0	.000	1	2.500	0	3	3	3.9	4	0	0	0	0	1	3	3.3	
vs Marquette	03/10/11	10	0	0.000	0	0	.000	0	1.000	4	1	5	3.9	0	0	0	2	1	1	0	3.2	
vs Notre Dame	03/11/11	3	1	11.000	0	0	.000	0	0.000	0	0	0	3.8	1	0	0	0	0	0	2	3.1	
vs Connecticut	03/12/11	3	0	0.000	0	0	.000	0	0.000	0	0	0	3.7	0	0	1	1	0	0	0	3.0	
vs Morehead State	03/17/11	3	0	0.000	0	0	.000	0	0.000	0	0	0	3.5	0	0	0	0	0	1	0	2.9	

44 Stephan Van Treese Career Statistics

Year	GP	GS	Min	Avg	FG	FGA	Pct	3FG	3FGA	Pct	FT	FTA	Pct	OReb	DReb	Reb	Avg	PF	FO	Ast	TO	Blk	Stl	Pts	Avg
2009-10	16	0	44	2.8	4	6	.667	0	0	.000	0	1	.000	3	6	9	0.6	8	0	3	5	2	1	8	0.5
2010-11	33	12	440	13.3	44	63	.698	0	0	.000	9	29	.310	55	62	117	3.5	50	0	9	21	5	21	97	2.9
TOTAL	49	12	484	9.9	48	69	.696	0	0	.000	9	30	.300	58	68	126	2.6	58	0	12	26	7	22	105	2.1

24 Chane Behanan

F 6-7 250 Fr. - HS Bowling Green, Ky. (Bowling Green HS)

- Pronounced SHANE.
- Averaged 23.3 points, 14.4 rebounds, 3.8 assists and 2.2 blocked shots as a senior last season for Bowling Green, which finished as the Fourth Region runner-up for the second straight season with a 25-8 record.
- 2011 McDonald's All-America selection and a Parade Magazine second team All-American.
- A first-team all-state selection as a junior and senior, Behanan was ranked No. 27 nationally in the ESPN 100, 21st by Rivals.com, 23rd by Scout.com, and No. 16 by USA Today recruiting analyst Rob Harrington.
- Scored 11 points and grabbed 11 rebounds in the 2011 Kentucky Derby Festival Basketball Classic all-star game played in Louisville's KFC Yum! Center.
- Produced three triple-doubles and 26 double-doubles in 33 games as a senior. He scored 1,547 points in two seasons at Bowling Green.
- Averaged 21.2 points, 12.3 rebounds, 4.5 assists, and 2.8 blocks per game as a junior at Bowling Green, a season in which he recorded nine triple-doubles and dished out 14 assists in one contest. The Purples fell to Warren Central in double overtime, 63-58, in the 2010 Fourth Region title game.
- Transferred after his sophomore season from Cincinnati Aiken, where he garnered honorable mention All-Southwest District (Division I) and first-team All-Cincinnati Metro Athletic Conference accolades after averaging 20 points per game.
- As a freshman, he earned third-team All-Southwest District and first-team All-Cincinnati Metro Athletic Conference honors after averaging 20.2 points and 12.0 rebounds per game during Aiken's 15-6 season. Behanan was also a first-team All-Area pick by the Cincinnati Enquirer.
- In his first game as a freshman at Aiken, he didn't play the first quarter, then entered the game and finished with 20 points and 10 rebounds against Taft.
- Named MVP of the 2010 National Basketball Players Association (NBPA) Top 100 Camp when he led all players with 100 points (in seven games) during the prestigious event, while his scoring average of 14.3 tied for third.
- Reminds U of L Coach Rick Pitino of former Cardinal great Rodney McCray with his size and skills.
- Also considered Cincinnati, Kentucky, Ohio State, West Virginia and Western Kentucky before choosing to attend Louisville.

25 Wayne Blackshear

G/F 6-5 200 Fr. - HS Chicago, Ill. (Morgan Park HS)

- Averaged 32.6 points, 14.6 rebounds, 5.6 assists and 3.7 steals as a senior to lead Morgan Park to a 20-7 record and the 3-A sectional finals, beating defending 3A state champions Hillcrest in the semifinals.
- 2011 McDonald's and Parade Magazine All-America selection.
- Named the 2011 Chicago Sun-Times Player of the Year and was a two-time all-area selection.
- Ranked No. 16 nationally by Scout.com, No. 26 in the ESPN 100, 36th by Rivals.com, No. 29 by USA Today recruiting analyst Rob Harrington, and is third among shooting guards nationally by Scout.com. He was in the top five in the voting for the 2010 and 2011 Illinois Mr. Basketball award.
- Top scoring effort as a senior was 56 points against

Chicago Ellison, adding 21 rebounds, nine blocked shots and seven steals in the game.

- Suffered a dislocated left shoulder in a collision in practice prior to competing in the McDonald's All-American game. He had surgery soon thereafter to repair his injury.
- Averaged 29.2 points and 14.2 rebounds as a junior to lead Morgan Park to the 2010 Chicago Public League title. Blackshear's score with 13.4 seconds left was the game-winner in the Mustangs' 61-60 victory over Marshall in the championship game of the tournament. The CPL title was just the fourth since 1901 for Morgan Park, who fell in the Class 4A Oak Lawn Regional finals to Bogan, 59-55 (a game in which Blackshear scored 34 points, including 22 in the first half).
- As a junior, Blackshear earned Class 4A first-team all-state honors from the Associated Press and Chicago Tribune.
- Blackshear produced 41 points, 21 rebounds, and six blocks in Morgan Park's 76-74 overtime win against Hyde Park in the semifinals of the CPL tournament last year. He scored 42 points in a 77-47 win over Uplift, including 19 points during a 37-11 third-quarter run for Morgan Park. He totalled 42 points and 18 rebounds in an 82-69 triumph over East Aurora, with both outings coming during the Mustangs' 12-game season-opening winning streak.
- Played for the USA 2011 squad at the 2010 adidas Nations Global Experience, held Aug. 5-9, 2010 in Chicago. He averaged 10.5 points in six games as his USA 2011 team defeated USA 2012 in the championship game 82-68.
- Participated in the NBPA Top 100 Camp in the summer of 2010 and scored 27 points in his team's final contest of the camp.
- Honored as the MVP at the Reebok All-American Camp in Philadelphia, Pa., in the summer of 2008. After posting a game-high 16 points in the camp's underclassman all-star game.
- Played his freshman and half of his sophomore seasons at Chicago Curie High School.
- Also considered Illinois, Texas and Kentucky before signing with the Cardinals.

Luke Hancock

G/F 6-5 190 Jr. - 2L Roanoke, Va. (George Mason Univ.)

- Will sit out the 2011-12 season after transferring from George Mason and have two years of eligibility remaining.
- Averaged 10.9 points, 4.6 rebounds and a team-high 4.3 assists as a sophomore last season in helping George Mason post a 27-7 record and reach the second round of the NCAA Tournament.
- Connected on 49.4 percent from the field, 35.9 percent from three point range, and 81 percent at the free throw line.
- Totaled 18 points, five assists and three rebounds against Villanova in the first round of the 2011 NCAA Tournament and his three-pointer with 21 seconds left put the Patriots ahead for good in a 61-57 upset victory.
- Third-team All-Colonial Athletic Association selection as a sophomore when he scored in double figures on 19 occasions and handed out five or more assists 11 times.
- Earned all-rookie team honors in the CAA as a freshman when he averaged 7.7 points, 3.5 rebounds and 3.0 assists for the Patriots. He gathered 59 steals in his initial two collegiate seasons.
- Played high school basketball at Hidden Valley High School before playing for current U of L assistant Kevin Keatts for one season at Hargrave Military Academy when it was the national prep runner-up.

- Earned all-state honors while at Hidden Valley and was selected to the all-tournament team at the National Prep Tournament with Hargrave.

- All-Timesland selection as a senior at Hidden Valley High School in 2007-08 when he averaged 13.9 points and 7.1 rebounds and helped the Titans reach the state AA semifinals for the second straight season.

- Before selecting U of L, Hancock also considered transferring to Michigan, South Carolina, Virginia and Virginia Tech.

1 Angel Nunez

F 6-7 190 Fr. - HS Bronx, N.Y. (Notre Dame Prep)

- Pronounced NOON-yez
- Averaged 13.1 points, 7.8 rebounds and 2.4 blocked shots last season at Notre Dame Prep, which advanced to the finals of the 2011 National Prep Championship.
- Ranked 27th nationally among small forwards by Scout.com and No. 32 among small forwards by ESPN.
- Named the MVP of the White Team in the 2011 Kentucky Derby Festival Basketball Classic all-star game played in Louisville's KFC Yum! Center after producing 16 points, five rebounds and two assists.
- One of eight Notre Dame Prep players to sign with Division I schools in 2011, including two other BIG EAST players: Khem Birch of Pittsburgh and Todd Mayo of Marquette. Former U of L forward/center Terrence Jennings also played a season at Notre Dame Prep.

- Played his first two seasons at Cardinal Hayes High School in Bronx, N.Y., before suiting up for the Winchendon School (Mass.) for his junior campaign.

- Reminds U of L Coach Rick Pitino of former Cardinal All-American Francisco Garcia with his length and high arching shot like Garcia.

- Attended the Winchendon School in 2009-10 and helped his team to a 30-10 record and the quarterfinals of the National Prep Championship. He participated in the 2010 Hoop Group Elite Camp in Reading, Pa., scoring 25 points in his final game.

- Averaged 17 points, four rebounds, and three assists per game as a sophomore at Cardinal Hayes. Nunez scored 29 points in a 71-60 loss to Mount St. Michael and 24 (including 19 in the first half) in an 81-64 defeat against Bishop Ford that season.

- Earned all-tournament honors in the 15U portion of the 2008 Hoop Group Jam Fest in Pittsburgh while playing for the New York Gauchos AAU team.

- Chose the Cardinals after also considering Miami, West Virginia, Rutgers, Florida, Connecticut and Arizona.

12 Zach Price

C 6-10 220 Fr. - HS Louisville, Ky. (Jeffersontown HS)

- Averaged 11.6 points, 6.9 rebounds and shot 63 percent from the field as a senior in helping Jeffersontown High School post a 25-7 record and reach the regional finals.

- First team all-state selection as a senior. His family moved to Louisville for his senior season after playing the remainder of his high school career at St. Edward's in Lakewood, Ohio.

- Ranked No. 56 nationally in the ESPN 100, 67th by Rivals.com, No. 63 by USA Today recruiting analyst Rob Harrington, and 65th by Scout.com.

- Missed over seven weeks and 13 games his senior year with a deep thigh bruise.

- Participated in two all-star games, producing six points and 10 rebounds for the White team in the Derby Festival Classic in Louisville's KFC Yum! Center; and scored eight points in the NeXt All-American Classic in Chicago.

- Member of the 2011 Kentucky All-State team which will face their Indiana counterparts in two games on June 10 and 11.

- Averaged 9.1 points per game as a junior at St. Edward's, capping off his season with a double-double (11 points, 10 rebounds) in St. Edward's tight 61-57 loss to Mentor in the regional finals of the 2010 Ohio High School Boys Basketball State Championship. The Eagles finished the year 20-5, while Price garnered honorable-mention All-Northeast Lakes District honors.

- Scored 7.0 points per game over his first eight games as a junior (5-3 record for St. Edward) but then turned things up as the Eagles caught fire, putting up 10.1 per contest during St. Edward's 15-game winning streak. Price scored in double-figures four times and averaged 11.4 points during the first five games of the streak.

- Averaged 15 points and eight rebounds as a sophomore to earn honorable-mention All-Northeast Lakes District citation. Price's Eagles went 16-7, falling to Warren Harding 61-57 in overtime in the regional semifinals despite 10 rebounds and three blocks from the center.

- A fifth-team all-state selection by Hoop Scoop as a freshman as the Eagles (22-5) reached the state championship game before dropping a 65-52 decision to Newark.

- Narrowed his options to Miami (Fla.), Ohio State, Wake Forest and Wisconsin prior to choosing to continue his education at Louisville.

23 Kevin Ware

G 6-4 180 Fr. - HS Conyers, Ga. (Rockdale County HS)

- Averaged 13.2 points, 4.1 assists, 3.9 rebounds and 2.2 steals as a senior last season in helping Rockdale County post a 26-6 record and finish as the Georgia 4-A state runner-up.

- First-team all-state selection as a senior and was rated by Rivals.com as the No. 70 overall prospect in the class of 2011, is listed No. 94 in the ESPNU Top 100 and is rated 99th nationally by Scout.com.

- As a junior at Rockdale County, Ware averaged 14.9 points and 4.0 assists per game while earning 4-A second-team all-state honors as the Bulldogs won the regional championship and reached the second round of the 4-A state playoffs with a 28-2 record.

- Totalled eight points and four rebounds for the White team in the 2011 Derby Festival Basketball Classic all-star game, played in Louisville's KFC Yum! Center in April.

- Scored a season high 28 points as a senior against Meridian (Miss.) High School.

- As a sophomore, he averaged 16 points, 8.5 assists and eight rebounds as a sophomore en route to district player of the year honors.

- A broken hand suffered in July 2010 limited his summer competition, but was still named to the USA roster for the 2010 adidas Nations global experience event in Chicago

- Originally signed a national letter-of-intent with Tennessee before being granted a release, and had narrowed his choices to Louisville and Georgia before joining the Cardinals.



University of Louisville
LOUISVILLE Combined Team Statistics (as of Mar 18, 2011)
All games



Overall record: 25-10 Conf: 12-6 Home: 19-2 Away: 4-6 Neutral: 2-2

#	Player	gp-gs	min	Total			3-Point		F-Throw		Rebounds				pf	dq	a	to	blk	stl	pts	avg
				avg	fg-fga	fg%	3fg-fga	3fg%	ft-fa	ft%	off	def	tot	avg								
02	KNOWLES, Preston	34-33	1023	30.1	169-446	.379	100-261	.383	59-73	.808	22	111	133	3.9	91	3	106	69	8	63	497	14.6
14	KURIC, Kyle	33-19	928	28.1	130-253	.514	70-156	.449	25-33	.758	45	84	129	3.9	56	0	40	26	7	29	355	10.8
03	SIVA, Peyton	35-35	975	27.9	114-256	.445	25-92	.272	94-138	.681	12	97	109	3.1	96	4	182	101	6	69	347	9.9
23	JENNINGS, Terrence	34-23	794	23.4	129-242	.533	0-0	.000	69-105	.657	83	93	176	5.2	91	2	23	36	65	24	327	9.6
05	SMITH, Chris	35-20	909	26.0	116-253	.458	38-94	.404	58-85	.682	54	107	161	4.6	50	0	88	58	3	32	328	9.4
04	BUCKLES, Rakeem	16-10	301	18.8	39-81	.481	11-26	.423	19-31	.613	36	62	98	6.1	38	0	24	36	4	13	108	6.8
33	MARRA, Mike	31-11	635	20.5	63-199	.317	45-161	.280	26-33	.788	16	50	66	2.1	43	0	61	38	10	28	197	6.4
10	DIENG, Gorgui	29-10	451	15.6	68-110	.618	0-1	.000	28-52	.538	53	75	128	4.4	63	3	19	27	56	13	164	5.7
44	VAN TREESE, Stepha	33-12	440	13.3	44-63	.698	0-0	.000	9-29	.310	55	62	117	3.5	50	0	9	21	5	21	97	2.9
00	GOODE, George	27-2	216	8.0	35-74	.473	2-6	.333	5-7	.714	16	23	39	1.4	27	0	3	10	10	7	77	2.9
22	JUSTICE, Elisha	29-0	294	10.1	21-58	.362	9-31	.290	20-34	.588	4	26	30	1.0	36	0	33	14	0	11	71	2.4
24	SMITH, Russ	17-0	96	5.6	14-41	.341	7-17	.412	3-5	.600	1	6	7	0.4	17	0	14	13	1	13	38	2.2
15	HENDERSON, Tim	18-0	63	3.5	7-21	.333	2-9	.222	1-2	.500	3	8	11	0.6	12	0	6	3	0	4	17	0.9
	Team																					
	Total.....	35	7125		949-2097	.453	309-854	.362	416-627	.663	434	838	1272	36.3	671	12	608	459	175	327	2623	74.9
	Opponents.....	35	7125		762-1935	.394	199-639	.311	536-770	.696	455	813	1268	36.2	597	-	395	564	92	237	2259	64.5

TEAM STATISTICS	LOU	OPP	Date	Opponent	Score	Att.			
SCORING	2623	2259	11/16/10	BUTLER	w 88-73	22723			
Points per game	74.9	64.5	11/20/10	JACKSON STATE	w 62-45	22289			
Scoring margin	+10.4	-	11/22/10	CHATTANOOGA	w 106-65	21191			
FIELD GOALS-ATT	949-2097	762-1935	11/27/10	MARSHALL	w 80-66	21262			
Field goal pct	.453	.394	12/01/10	FIU	w 92-55	20866			
3 POINT FG-ATT	309-854	199-639	12/04/10	SOUTH ALABAMA	w 97-70	21048			
3-point FG pct	.362	.311	12/08/10	SAN FRANCISCO	w 61-35	21049			
3-pt FG made per game	8.8	5.7	12/11/10	UNLV	w 77-69	22489			
FREE THROWS-ATT	416-627	536-770	12/14/10	DREXEL	L 46-52	20912			
Free throw pct	.663	.696	12/18/10	GARDNER-WEBB	w 78-49	20434			
F-Throws made per game	11.9	15.3	12/22/10	at Western Kentucky	w 114-82	7326			
REBOUNDS	1272	1268	12/27/10	MORGAN STATE	w 104-74	21688			
Rebounds per game	36.3	36.2	12/31/10	KENTUCKY	L 63-78	22803			
Rebounding margin	+0.1	-	* 01/05/11	SETON HALL	w 73-54	21912			
ASSISTS	608	395	* 01/09/11	at USF	w 86-77	4375			
Assists per game	17.4	11.3	* 01/12/11	at Villanova	L 74-88	13199			
TURNOVERS	459	564	* 1/15/11	MARQUETTE	w 71-70	21485			
Turnovers per game	13.1	16.1	* 01/19/11	ST. JOHN'S	w 88-63	21638			
Turnover margin	+3.0	-	* 1/22/11	at PROVIDENCE	L 67-72	12051			
Assist/turnover ratio	1.3	0.7	* 01/26/11	WEST VIRGINIA	w 55-54	21957			
STEALS	327	237	* 01/29/11	at Connecticut	Wo2 79-78	10167			
Steals per game	9.3	6.8	* 01/31/11	at Georgetown	L 59-62	12164			
BLOCKS	175	92	* 02/05/11	DEPAUL	w 61-57	21704			
Blocks per game	5.0	2.6	* 02/09/11	at Notre Dame	Lot 79-89	8659			
ATTENDANCE	458463	176741	* 02/12/11	SYRACUSE	w 73-69	22755			
Home games-Avg/Game	21-21832	10-10012	* 02/16/11	at Cincinnati	L 54-63	11511			
Neutral site-Avg/Game	-	4-19156	* 02/18/11	CONNECTICUT	w 71-58	22776			
			* 02/22/11	at Rutgers	w 55-37	5633			
Score by Periods	1st	2nd	OT	OT2	Totals	* 02/27/11	PITTSBURGH	Wot 62-59	22758
LOUISVILLE	1262	1319	32	10	2623	* 03/02/11	PROVIDENCE	w 87-60	22724
Opponents	1089	1128	33	9	2259	* 03/05/11	at West Virginia	L 70-72	15032
						03/10/11	vs Marquette	w 81-56	19375
						03/11/11	vs Notre Dame	Wot 83-77	19375
						03/12/11	vs Connecticut	L 66-69	19375
						03/17/11	vs Morehead State	L 61-62	18499

* - Conference game

2010-11 Louisville Men's Basketball Results

RECORD: 25-10 Overall (BIG EAST 12-6, Home 19-2, Away 4-6, Neutral 2-2)

Date	Opponent	UL	Result	Margin	W-L	High Scorer	High Rebounder	High Assists	Attendance
O 31	NORTHERN KENTUCKY ~	W	83-66	+17	exh.	18 Buckles	11 Buckles	5 Siva	18,869
N 11	KENTUCKY WESLEYAN ~	W	96-54	+42	exh.	22 Marra	8 VanTreese, Smith, Buckles	6 Justice	19,227
N 16	BUTLER	W	88-73	+15	1-0	17 Buckles	11 Buckles	5 Marra	22,723
N 20	JACKSON STATE +	W	62-45	+17	2-0	14 Jennings	8 Buckles	6 Siva	22,289
N 22	CHATTANOOGA +	W	106-65	+41	3-0	14 Knowles	6 Jennings, Van Treese	6 Justice	21,191
N 27	MARSHALL +	W	80-66	+14	4-0	12 Buckles/Marra/Siva	7 Buckles	5 Marra	21,262
D 1	FLORIDA INTERNATIONAL +	W	92-55	+37	5-0	18 Knowles	8 Buckles	3 by four players	20,866
D 4	SOUTH ALABAMA	W	97-70	+27	6-0	23 Marra	14 Buckles	4 Siva, Justice	21,048
D 8	SAN FRANCISCO	W	61-35	+26	7-0	14 Siva, Jennings	10 Buckles	5 Siva	21,049
D 11	UNLV ^	W	77-69	+8	8-0	20 Knowles	7 Jennings	7 Siva	22,489
D 14	DREXEL	L	46-52	-6	8-1	13 Siva, Knowles	6 Buckles	2 Siva, Kuric	20,912
D 18	GARDNER-WEBB	W	78-49	+29	9-1	24 Knowles	11 Dieng	7 Siva	20,434
D 22	at Western Kentucky	W	114-82	+32	10-1	27 Siva	6 Buckles, C.Smith	8 Siva	7,326
D 27	MORGAN STATE	W	104-74	+30	11-1	31 Knowles	6 Dieng, Buckles	7 Siva	21,688
D 31	KENTUCKY	L	63-78	-15	11-2	22 Knowles	6 C. Smith	4 Siva, C.Smith	22,803
J 5	SETON HALL	W	73-54	+19	12-2	14 Siva, Marra	10 Van Treese	5 Knowles	21,912
J 9	at USF	W	86-77	+9	13-2	12 Knowles,	14 Van Treese	6 Siva	4,375
						Jennings, Van Treese			
J 12	at Villanova	L	74-88	-14	13-3	24 Knowles	5 Dieng	7 Siva	13,199
J 15	MARQUETTE	W	71-70	+1	14-3	17 Knowles	8 Jennings	4 Siva, C. Smith	21,485
J 19	ST. JOHN'S	W	88-63	+25	15-3	25 Knowles	6 C. Smith	10 Siva	21,638
J 22	at Providence	L	67-72	-5	15-4	19 C. Smith	7 C. Smith	5 Marra	12,051
J 26	WEST VIRGINIA	W	55-54	+1	16-4	15 C. Smith	9 Jennings	5 Knowles	21,957
J 29	at Connecticut	2 OT W	79-78	+1	17-4	19 Siva	10 Jennings	7 Siva	10,167
J 31	at Georgetown	L	59-62	-3	17-5	18 Jennings	7 Jennings, C. Smith	4 C. Smith	12,164
F 5	DEPAUL	W	61-57	+4	18-5	19 Kuric	8 Jennings, Marra	10 Siva	22,704
F 9	at Notre Dame	OT L	79-89	-10	18-6	28 Kuric	7 Jennings	7 Siva	8,659
F 12	SYRACUSE	W	73-69	+4	19-6	23 Kuric	7 Jennings, Buckles	6 Siva	22,755
F 16	at Cincinnati	L	54-63	-9	19-7	14 Jennings	8 Kuric	4 Knowles	11,511
F 18	CONNECTICUT	W	71-58	+13	20-7	15 Siva	12 Dieng	7 Knowles	22,776
F 22	RUTGERS	W	55-37	+18	21-7	14 Knowles	8 Knowles	2 by four players	5,633
F 27	PITTSBURGH	OT W	62-59	+3	22-7	14 Siva	7 Kuric	7 Knowles	22,758
M 2	PROVIDENCE	W	87-60	+27	23-7	25 Kuric	10 Knowles	7 Siva	22,724
M 5	at West Virginia	L	70-72	-2	23-8	21 Kuric	4 Jennings, Siva	6 Siva	15,032
M 10	Marquette #	W	81-56	+25	24-8	22 Marra	11 C. Smith	9 Siva	19,375
M 11	Notre Dame #	OT W	83-77	+6	25-8	20 Knowles	8 Dieng	7 Siva	19,375
M 12	Connecticut #	L	66-69	-3	25-9	18 Knowles	7 Siva	7 Siva	19,375
M 17	Morehead State *	L	61-62	-1	25-10	17 C. Smith	6 Kuric, C. Smith	5 Knowles	18,499

~ exhibition game

+ Global Sports Shootout (Louisville, Ky.)

^ Billy Minardi Classic (Louisville, Ky.)

BIG EAST Conference Championship (New York, N.Y.)

* NCAA Southwest Region Second Round (Denver, Colo.)

2010-11 Louisville Men's Basketball Game-by-Game Team Statistics

Teams	FG-FGA	Pct	3Pt-Att	Pct	FT-FTA	Pct	O	D	Reb	PF-D	Asst	TO	Blk	Stl	1H	2H	OT	TOT	
Butler	21-60	.350	6-25	.240	25-36	.694	11	28	39	32-1	10	17	1	10	23	50		73	
LOUISVILLE	27-59	.458	6-23	.261	28-43	.651	10	34	44	28-1	18	14	7	11	41	47		88	
Jackson State	17-54	.315	6-24	.250	5-9	.556	12	19	31	18-1	11	17	4	6	16	29		45	
LOUISVILLE	22-51	.431	6-22	.273	12-18	.667	13	25	38	11-1	15	19	5	10	30	32		62	
Chattanooga	22-55	.400	7-25	.280	14-21	.667	12	25	37	17-0	9	25	1	6	37	28		65	
LOUISVILLE	37-75	.493	15-37	.405	17-19	.895	14	26	40	21-0	29	12	6	19	51	55		106	
Marshall	24-62	.387	5-20	.250	13-29	.448	25	18	43	17-0	8	19	1	5	34	32		66	
LOUISVILLE	30-64	.469	6-21	.286	14-20	.700	19	23	42	26-2	13	15	11	11	33	47		80	
Florida International	15-53	.283	2-13	.154	21-33	.697	16	20	36	20-0	6	22	2	11	15	40		55	
LOUISVILLE	32-64	.500	10-26	.385	18-28	.643	16	28	44	23-1	20	17	10	12	48	44		92	
South Alabama	20-57	.351	5-16	.313	25-29	.862	10	26	36	23-0	14	16	3	3	30	40		70	
LOUISVILLE	36-70	.514	6-22	.273	19-30	.633	14	30	44	22-1	20	8	5	9	48	49		97	
San Francisco	14-45	.311	2-14	.143	5-11	.455	8	28	36	21-0	5	16	2	2	24	11		35	
LOUISVILLE	22-61	.361	10-36	.278	7-16	.438	17	27	44	15-0	17	5	1	7	25	36		61	
UNLV	21-45	.467	8-17	.471	19-26	.731	6	28	34	24-0	11	18	3	7	38	31		69	
LOUISVILLE	24-58	.414	10-28	.357	19-27	.704	13	22	35	23-2	13	11	2	8	33	44		77	
Drexel	17-44	.386	6-16	.375	12-25	.480	14	32	46	26-1	11	22	3	4	25	27		52	
LOUISVILLE	15-47	.319	4-16	.250	12-25	.480	7	19	26	20-0	8	12	7	11	23	23		46	
Gardner-Webb	18-57	.316	7-17	.412	6-12	.500	7	19	26	12-0	7	13	2	7	25	24		49	
LOUISVILLE	30-59	.508	11-28	.393	7-8	.875	10	35	45	15-0	22	18	14	7	39	39		78	
Western Kentucky	28-63	.444	6-20	.300	20-30	.667	14	16	30	19-0	15	17	1	9	36	46		82	
LOUISVILLE	42-65	.646	16-30	.533	14-22	.636	13	25	38	24-0	25	17	3	9	57	57		114	
Morgan State	26-56	.464	8-17	.471	14-21	.667	13	15	28	14-0	13	26	3	9	28	46		74	
LOUISVILLE	37-63	.587	17-23	.739	13-17	.765	13	22	35	18-0	25	21	4	14	58	46		104	
Kentucky	29-57	.509	6-16	.375	14-16	.875	13	23	36	15-0	14	13	7	6	35	43		78	
LOUISVILLE	25-54	.463	8-20	.400	5-11	.455	9	16	25	18-0	14	13	3	9	24	39		63	
Seton Hall	18-62	.290	6-26	.231	12-16	.750	17	18	35	11-0	11	14	2	6	21	33		54	
LOUISVILLE	29-61	.475	6-20	.300	9-14	.643	17	29	46	14-0	16	16	9	10	36	37		73	
USF	25-58	.431	7-18	.389	20-26	.769	19	19	38	23-2	22	14	1	3	48	29		77	
LOUISVILLE	27-62	.435	9-23	.391	23-26	.885	17	18	35	22-0	21	7	9	6	45	41		86	
Villanova	31-58	.534	8-13	.615	18-23	.783	14	27	41	12-0	20	18	1	11	42	46		88	
LOUISVILLE	28-62	.452	12-25	.480	6-7	.857	8	17	25	16-0	18	16	4	11	41	33		74	
Marquette	19-56	.339	4-17	.235	28-38	.737	9	27	36	18-0	10	13	2	7	36	34		70	
LOUISVILLE	26-57	.456	7-21	.333	12-21	.571	8	30	38	25-1	16	16	4	6	31	40		71	
St. John's	22-49	.449	2-7	.286	17-18	.944	10	21	31	16-0	8	25	2	5	31	32		63	
LOUISVILLE	33-62	.532	13-26	.500	9-16	.563	10	18	28	17-0	24	12	5	13	44	44		88	
Providence	24-52	.462	8-20	.400	16-24	.667	6	20	26	16-0	10	12	0	12	39	33		72	
LOUISVILLE	25-56	.446	4-23	.174	13-17	.765	12	22	34	23-1	17	18	3	9	43	24		67	
West Virginia	19-55	.345	5-26	.192	11-18	.611	17	22	39	14-0	10	15	4	4	37	17		54	
LOUISVILLE	21-56	.375	8-24	.333	5-10	.500	13	22	35	18-0	13	14	0	10	26	29		55	
Connecticut	29-77	.377	8-30	.267	12-19	.632	21	30	51	16-0	13	12	2	8	28	31	10	9	78
LOUISVILLE	30-62	.484	8-24	.333	11-20	.550	7	29	36	19-0	17	15	6	6	23	36	10	10	79
Georgetown	22-46	.478	4-13	.308	14-19	.737	7	21	28	12-0	11	16	5	9	22	40		62	
LOUISVILLE	20-57	.351	8-23	.348	11-14	.786	14	19	33	17-0	13	16	3	8	18	41		59	
DePaul	23-52	.442	8-24	.333	3-4	.750	9	16	25	17-0	15	12	0	6	34	23		57	
LOUISVILLE	21-48	.438	7-23	.304	12-18	.667	13	21	34	10-0	17	12	5	6	34	27		61	
Notre Dame	30-63	.476	9-20	.450	20-28	.714	15	27	42	12-0	16	7	3	6	40	34	15	89	
LOUISVILLE	31-64	.484	9-21	.429	8-11	.727	8	22	30	19-1	19	10	2	4	44	30	5	79	
Syracuse	24-47	.511	9-20	.450	12-19	.632	9	25	34	13-0	12	15	3	5	30	39		69	
LOUISVILLE	26-61	.426	13-37	.481	8-11	.727	13	18	31	15-0	20	10	1	12	40	33		73	
Cincinnati	21-47	.447	5-14	.357	16-24	.667	7	22	29	14-0	12	11	3	11	36	27		63	
LOUISVILLE	23-49	.469	4-17	.235	4-7	.571	6	22	28	20-1	11	14	6	6	24	30		54	

- more -

2010-11 Louisville Men's Basketball Game-by-Game Team Statistics

Teams	FG-FGA	Pct	3Pt-Att	Pct	FT-FTA	Pct	O	D	Reb	PF-D	Asst	TO	Blk	Stl	1H	2H	OT	TOT
Connecticut	17-46	.370	5-13	.385	19-27	.704	11	25	36	16-0	8	16	4	5	23	35		58
LOUISVILLE	27-65	.415	5-16	.313	12-20	.600	17	23	40	23-0	16	8	3	12	31	40		71
Rutgers	13-44	.295	2-14	.143	9-14	.643	8	26	34	14-0	12	18	3	6	19	18		37
LOUISVILLE	18-51	.353	11-29	.379	8-13	.615	9	26	35	13-0	10	12	6	10	33	22		55
Pittsburgh	22-53	.415	4-14	.286	11-20	.550	8	31	39	17-0	12	16	5	5	22	34	3	59
LOUISVILLE	22-64	.344	8-30	.267	10-13	.769	11	27	38	18-0	18	9	2	7	31	25	6	62
Providence	24-73	.329	4-17	.235	8-10	.800	23	23	46	12-0	7	18	1	3	35	25		60
LOUISVILLE	37-79	.468	7-26	.269	6-10	.600	20	27	47	14-0	21	9	8	9	45	42		87
West Virginia	21-62	.339	4-24	.167	26-29	.897	25	24	49	20-2	12	16	6	5	32	40		72
LOUISVILLE	20-48	.417	8-20	.400	22-32	.688	7	18	25	25-0	14	10	1	12	30	40		70
Marquette	17-57	.298	3-15	.200	19-30	.633	17	23	40	17-0	7	12	3	6	31	25		56
LOUISVILLE	30-64	.469	13-31	.419	8-12	.667	13	30	43	21-0	24	12	7	7	36	45		81
Notre Dame	25-58	.431	8-24	.333	19-25	.760	10	25	35	22-1	13	11	4	5	46	26	5	77
LOUISVILLE	28-73	.384	7-23	.304	20-25	.800	23	26	49	21-1	15	9	3	5	32	40	11	83
Connecticut	23-55	.418	3-11	.273	20-23	.870	15	20	35	14-0	9	14	4	12	38	31		69
LOUISVILLE	26-58	.448	7-25	.280	7-10	.700	14	19	33	19-0	15	16	3	7	32	34		66
Morehead State	21-57	.368	9-19	.474	11-18	.611	17	24	41	13-0	11	18	1	12	33	29		62
LOUISVILLE	22-48	.458	10-25	.400	7-16	.438	6	23	29	18-0	14	16	7	14	33	28		61



University of Louisville
LOUISVILLE Team Game-by-Game Comparison (as of Mar 17, 2011)
All games



Opponent	1st	2nd	Score	Mar	Total FG	FG Pct	3-Pointers	3FG Pct	Free Throws	FT Pct	Rebounds	Assist	T/Over	Block	Steal	Fouls
BUTLER	41/23	47/50	88-73	+15	27-59/21-60	.458/.350	6-23/6-25	.261/.240	28-43/25-36	.651/.694	44/39 +5	18/10	14/17	7/1	11/10	28/32
JACKSON STATE	30/16	32/29	62-45	+17	22-51/17-54	.431/.315	6-22/6-24	.273/.250	12-18/5-9	.667/.556	38/31 +7	15/11	19/17	5/4	10/6	11/18
CHATTANOOGA	51/37	55/28	106-65	+41	37-75/22-55	.493/.400	15-37/7-25	.405/.280	17-19/14-21	.895/.667	40/37 +3	29/9	12/25	6/1	19/6	21/17
MARSHALL	33/34	47/32	80-66	+14	30-64/24-62	.469/.387	6-21/5-20	.286/.250	14-20/13-29	.700/.448	42/43 (1)	13/8	15/19	11/1	11/5	26/17
FIU	48/15	44/40	92-55	+37	32-64/15-53	.500/.283	10-26/2-13	.385/.154	18-28/23-33	.643/.697	44/36 +8	20/6	17/22	10/2	12/11	23/20
SOUTH ALABAMA	48/30	49/40	97-70	+27	36-70/20-57	.514/.351	6-22/5-16	.273/.313	19-30/25-29	.633/.862	44/36 +8	20/14	8/16	5/3	9/3	22/23
SAN FRANCISCO	25/24	36/11	61-35	+26	22-61/14-45	.361/.311	10-36/2-14	.278/.143	7-16/5-11	.438/.455	44/36 +8	17/5	5/16	1/2	7/2	15/21
UNLV	33/38	44/31	77-69	+8	24-58/21-45	.414/.467	10-28/8-17	.357/.471	19-27/19-26	.704/.731	35/34 +1	13/11	11/18	2/3	8/7	23/24
DREXEL	23/25	23/27	46-52	(6)	15-47/17-44	.319/.386	4-16/6-16	.250/.375	12-25/12-25	.480/.480	26/46 (20)	8/11	12/22	7/3	11/4	20/26
GARDNER-WEBB	39/25	39/24	78-49	+29	30-59/18-57	.508/.316	11-28/7-17	.393/.412	7-8/6-12	.875/.500	45/26 +19	22/7	18/13	14/2	7/7	15/12
Western Kentucky	57/36	57/46	114-82	+32	42-65/28-63	.646/.444	16-30/6-20	.533/.300	14-22/20-30	.636/.667	38/30 +8	25/15	17/17	3/1	9/9	24/19
MORGAN STATE	58/28	46/46	104-74	+30	37-63/26-56	.567/.464	17-23/8-17	.739/.471	13-17/14-21	.765/.667	35/28 +7	25/13	21/26	4/3	14/9	18/14
KENTUCKY	24/35	39/43	63-78	(15)	25-54/29-57	.463/.509	8-20/6-16	.400/.375	5-11/14-16	.455/.875	25/36 (11)	14/14	13/13	3/7	9/6	18/15
SETON HALL	36/21	37/33	73-54	+19	29-61/18-62	.475/.290	6-20/6-26	.300/.231	9-14/12-16	.643/.750	46/35 +11	16/11	16/14	9/2	10/6	14/11
USF	45/48	41/29	86-77	+9	27-62/25-58	.435/.431	9-23/7-18	.391/.389	23-26/20-26	.885/.769	35/38 (3)	21/22	7/14	9/1	6/3	22/23
Villanova	41/42	33/46	74-88	(14)	28-62/31-58	.452/.534	12-25/8-13	.480/.615	6-7/18-23	.857/.783	25/41 (6)	18/20	16/18	4/1	11/11	16/12
MARQUETTE	31/36	40/34	71-70	+1	26-57/19-56	.456/.339	7-21/4-17	.333/.235	12-21/28-38	.571/.737	38/36 +2	16/10	16/13	4/2	6/7	25/18
ST. JOHN'S	44/31	44/32	88-63	+25	33-62/22-49	.532/.449	13-26/2-7	.500/.286	9-16/17-18	.563/.944	28/31 (3)	24/8	12/25	5/2	13/5	17/16
PROVIDENCE	43/39	24/33	67-72	(5)	25-56/24-52	.446/.462	4-23/8-20	.174/.400	13-17/16-24	.765/.667	34/26 +8	17/10	18/12	3/0	9/12	23/16
WEST VIRGINIA	26/37	29/17	55-54	+1	21-56/19-55	.375/.345	8-24/5-26	.333/.192	5-10/11-18	.500/.611	35/39 (4)	13/10	14/15	0/4	10/4	18/14
Connecticut	23/28	36/31	79-78	+1	30-62/29-77	.484/.377	8-24/8-30	.333/.267	11-20/12-19	.550/.632	36/51 (15)	17/13	15/12	6/2	6/8	19/16
Georgetown	18/22	41/40	59-62	(3)	20-57/22-46	.351/.478	8-23/4-13	.348/.308	11-14/14-19	.786/.737	33/28 +5	13/11	16/16	3/5	8/9	17/12
DEPAUL	34/34	27/23	61-57	+4	21-48/23-52	.438/.442	7-23/8-24	.304/.333	12-18/3-4	.667/.750	34/25 +9	17/15	12/12	5/0	6/6	10/17
Notre Dame	44/40	30/34	79-89	(10)	31-64/30-63	.484/.476	9-21/9-20	.429/.450	8-11/20-28	.727/.714	30/42 (12)	19/16	10/7	2/3	4/6	19/12
SYRACUSE	40/30	33/39	73-69	+4	26-61/24-47	.426/.511	13-27/9-20	.481/.450	8-11/12-19	.727/.632	31/34 (3)	20/12	10/15	1/3	12/5	15/13
Cincinnati	24/36	30/27	54-63	(9)	23-49/21-47	.469/.447	4-17/5-14	.235/.357	4-7/16-24	.571/.667	28/29 (1)	11/12	14/11	6/3	6/11	20/14
CONNECTICUT	31/23	40/35	71-58	+13	27-65/17-46	.415/.370	5-16/5-13	.313/.385	12-20/19-27	.600/.704	40/36 +4	16/8	8/16	3/4	12/5	23/16
Rutgers	33/19	22/18	55-37	+18	18-51/13-44	.353/.295	11-29/2-14	.379/.143	8-13/9-14	.615/.643	35/34 +1	10/12	12/18	6/3	10/6	13/14
PITTSBURGH	31/22	25/34	62-59	+3	22-64/22-53	.344/.415	8-30/4-14	.267/.286	10-13/11-20	.769/.550	38/39 (1)	18/12	9/16	2/5	7/5	18/17
PROVIDENCE	45/35	42/25	87-60	+27	37-79/24-73	.468/.329	7-26/4-17	.269/.235	6-10/8-10	.600/.800	47/46 +1	21/7	9/18	8/1	9/3	14/12
West Virginia	30/32	40/40	70-72	(2)	20-48/21-62	.417/.339	8-20/4-24	.400/.167	22-32/26-29	.688/.897	25/49 (24)	14/12	10/16	1/6	12/5	25/20
Marquette	36/31	45/25	81-56	+25	30-64/17-57	.469/.298	13-31/3-15	.419/.200	8-12/19-30	.667/.633	43/40 +3	24/7	12/12	7/3	7/6	21/17
Notre Dame	32/46	40/26	83-77	+6	28-73/25-58	.384/.431	7-23/8-24	.304/.333	20-25/19-25	.800/.760	49/35 +14	15/13	9/11	3/4	5/5	21/22
Connecticut	32/38	34/31	66-69	(3)	26-58/23-55	.448/.418	7-25/3-11	.280/.273	7-10/20-23	.700/.870	33/35 (2)	15/9	16/14	3/4	7/12	19/14
Morehead State	33/33	28/29	61-62	(1)	22-48/21-57	.458/.368	10-25/9-19	.400/.474	7-16/11-18	.438/.611	29/41 (12)	14/11	16/18	7/1	14/12	18/13

Note: Game totals are displayed in the format TEAM/OPPONENT for each category



University of Louisville
LOUISVILLE Points-Rebounds-Assists (as of Mar 17, 2011)
All games



Opponent	Date	Score	00		02		03		04		05		10		14	
			GOODE,GEOR	KNOWLES,PR	SIVA,PEYTO	BUCKLES,RA	SMITH,CHRI	DIENG,GORG	KURIC,KYLE							
BUTLER	11/16/10	88-73	w	DNP	12-1-2	9-2-3	17-11-2	5-3-0	2-3-0	2-3-2						
JACKSON STATE	11/20/10	62-45	w	0-0-0	12-5-2	11-5-6	5-8-1	0-2-0	1-4-0	2-2-0						
CHATTANOOGA	11/22/10	106-65	w	6-2-1	14-5-0	13-3-5	11-3-1	11-3-5	5-4-1	13-4-3						
MARSHALL	11/27/10	80-66	w	2-0-0	6-2-1	12-3-2	12-7-1	2-1-1	8-4-0	0-2-0						
FIU	12/01/10	92-55	w	2-1-0	18-6-3	4-2-3	9-8-3	10-5-3	15-5-2	0-0-0						
SOUTH ALABAMA	12/04/10	97-70	w	8-3-0	7-5-1	15-2-4	12-14-2	11-2-2	6-3-0	DNP						
SAN FRANCISCO	12/08/10	61-35	w	0-0-0	10-1-4	14-4-5	2-10-4	11-5-1	4-6-0	DNP						
UNLV	12/11/10	77-69	w	4-3-0	20-2-2	9-2-7	0-3-0	17-6-2	DNP	17-5-0						
DREXEL	12/14/10	46-52	L	0-0-0	13-1-1	13-3-2	1-6-1	7-3-0	5-3-0	2-3-2						
GARDNER-WEBB	12/18/10	78-49	w	2-0-0	24-9-4	4-3-7	DNP	2-5-1	8-11-0	8-1-1						
at Western Kentucky	12/22/10	114-82	w	0-1-0	15-4-3	29-1-8	15-6-4	18-6-1	8-4-2	10-5-3						
MORGAN STATE	12/27/10	104-74	w	0-2-0	31-3-3	5-3-7	6-6-2	10-4-6	2-6-1	25-3-1						
KENTUCKY	12/31/10	63-78	L	DNP	22-2-3	6-2-4	DNP	15-6-4	4-4-0	7-3-2						
SETON HALL	01/05/11	73-54	w	6-3-0	8-9-5	14-7-3	DNP	9-5-2	9-6-1	7-2-0						
at USF	01/09/11	86-77	w	6-0-1	12-6-3	9-4-6	DNP	9-3-2	10-3-1	2-1-1						
at Villanova	01/12/11	74-88	L	2-0-0	24-4-4	14-1-7	DNP	18-4-2	7-5-1	5-1-1						
MARQUETTE	1/15/11	71-70	w	7-6-0	17-4-3	5-2-4	DNP	7-7-4	8-2-1	10-4-1						
ST. JOHN'S	01/19/11	88-63	w	8-2-1	25-4-3	10-2-10	DNP	9-6-5	7-5-2	20-2-1						
at PROVIDENCE	1/22/11	67-72	L	DNP	2-1-0	5-2-3	DNP	19-7-3	8-6-2	5-3-3						
WEST VIRGINIA	01/26/11	55-54	w	2-0-0	10-2-5	14-3-3	DNP	15-6-2	2-3-1	0-2-1						
at Connecticut	01/29/11	79-78	w	2-3-0	15-4-2	19-4-7	DNP	4-5-2	DNP	15-3-1						
at Georgetown	01/31/11	59-62	L	4-4-0	11-2-1	5-3-3	DNP	7-7-4	DNP	9-4-2						
DEPAUL	02/05/11	61-57	w	0-0-0	DNP	6-3-10	DNP	10-2-1	DNP	19-4-0						
at Notre Dame	02/09/11	79-89	L	2-3-0	13-1-3	9-2-7	DNP	8-3-5	DNP	28-6-1						
SYRACUSE	02/12/11	73-69	w	2-0-0	22-2-4	8-3-6	0-7-1	5-6-4	DNP	23-5-4						
at Cincinnati	02/16/11	54-63	L	DNP	9-3-4	8-3-2	5-1-0	4-3-1	1-2-0	9-8-1						
CONNECTICUT	02/18/11	71-58	w	DNP	6-3-7	15-2-4	9-3-0	11-7-2	13-12-2	6-4-0						
at Rutgers	02/22/11	55-37	w	DNP	14-8-2	2-2-2	4-4-2	7-6-2	0-2-0	11-7-1						
PITTSBURGH	02/27/11	62-59	w	DNP	8-5-7	14-2-3	0-1-0	6-0-3	4-6-2	12-7-0						
PROVIDENCE	03/02/11	87-60	w	4-2-0	20-10-5	5-6-7	DNP	12-6-4	5-1-0	25-9-2						
at West Virginia	03/05/11	70-72	L	0-0-0	15-3-3	2-4-6	DNP	14-2-2	4-1-0	21-2-0						
vs Marquette	03/10/11	81-56	w	4-1-0	15-8-7	8-4-9	DNP	5-11-4	4-2-0	11-7-0						
vs Notre Dame	03/11/11	83-77	w	2-3-0	20-3-4	15-5-7	DNP	7-5-1	4-8-0	14-6-2						
vs Connecticut	03/12/11	66-69	L	2-0-0	18-3-0	13-7-7	DNP	6-3-3	4-5-0	8-5-2						
vs Morehead State	03/17/11	61-62	L	DNP	9-2-5	3-3-3	DNP	17-6-4	6-2-0	9-6-2						

Opponent	Date	Score	15		22		23		24		33		44	
			HENDERSON,	JUSTICE,EL	JENNINGS,T	SMITH,RUSS	MARRA,MIKE	VAN TREESE						
BUTLER	11/16/10	88-73	w	0-0-0	12-6-2	13-8-2	DNP	11-5-5	5-2-0					
JACKSON STATE	11/20/10	62-45	w	0-0-0	4-0-1	14-6-0	DNP	11-1-4	2-3-1					
CHATTANOOGA	11/22/10	106-65	w	4-1-1	2-1-6	13-6-0	DNP	11-2-5	3-6-1					
MARSHALL	11/27/10	80-66	w	DNP	10-4-3	8-5-0	DNP	12-5-5	8-4-0					
FIU	12/01/10	92-55	w	0-1-1	12-2-0	6-2-2	4-1-1	10-4-1	2-6-1					
SOUTH ALABAMA	12/04/10	97-70	w	4-2-1	1-1-4	10-8-3	DNP	23-3-3	0-0-0					
SAN FRANCISCO	12/08/10	61-35	w	0-1-0	0-1-0	14-9-1	3-0-1	3-2-1	0-2-0					
UNLV	12/11/10	77-69	w	0-0-0	4-1-0	6-7-2	DNP	0-4-0	0-0-0					
DREXEL	12/14/10	46-52	L	DNP	0-0-1	2-2-0	DNP	2-0-1	1-4-0					
GARDNER-WEBB	12/18/10	78-49	w	2-1-1	2-2-2	6-4-1	7-0-3	10-2-2	3-6-0					
at Western Kentucky	12/22/10	114-82	w	0-0-0	DNP	8-5-1	9-0-2	DNP	2-2-1					
MORGAN STATE	12/27/10	104-74	w	3-1-2	DNP	15-2-0	5-1-3	DNP	2-3-0					
KENTUCKY	12/31/10	63-78	L	0-0-0	0-1-0	9-4-1	0-0-0	0-1-0	0-0-0					
SETON HALL	01/05/11	73-54	w	DNP	DNP	2-1-1	0-0-0	14-2-4	4-10-0					
at USF	01/09/11	86-77	w	DNP	DNP	12-2-1	3-0-2	11-0-4	12-14-0					
at Villanova	01/12/11	74-88	L	DNP	0-0-1	2-3-2	DNP	0-0-0	2-3-0					
MARQUETTE	1/15/11	71-70	w	0-0-0	0-2-2	7-8-1	0-0-0	DNP	10-3-0					
ST. JOHN'S	01/19/11	88-63	w	0-3-0	2-0-2	DNP	2-0-0	DNP	5-3-0					
at PROVIDENCE	1/22/11	67-72	L	2-1-0	6-1-0	8-2-1	0-0-0	2-2-5	10-6-0					
WEST VIRGINIA	01/26/11	55-54	w	DNP	2-0-1	5-9-0	3-2-0	0-0-0	2-4-0					
at Connecticut	01/29/11	79-78	w	DNP	0-0-1	16-10-1	0-0-1	6-3-2	2-3-0					
at Georgetown	01/31/11	59-62	L	DNP	DNP	18-7-0	0-2-1	5-2-2	0-0-0					
DEPAUL	02/05/11	61-57	w	0-0-0	2-0-0	10-8-2	2-1-0	6-8-2	6-6-2					
at Notre Dame	02/09/11	79-89	L	DNP	2-3-1	14-7-1	DNP	3-3-1	0-1-0					
SYRACUSE	02/12/11	73-69	w	DNP	0-0-0	13-7-0	DNP	0-0-1	DNP					
at Cincinnati	02/16/11	54-63	L	DNP	0-0-2	14-4-0	DNP	2-1-1	2-1-0					
CONNECTICUT	02/18/11	71-58	w	DNP	0-0-0	8-2-0	DNP	2-0-0	1-7-1					
at Rutgers	02/22/11	55-37	w	0-0-0	0-0-0	8-4-0	DNP	9-1-1	DNP					
PITTSBURGH	02/27/11	62-59	w	DNP	DNP	3-6-0	DNP	11-3-3	4-6-0					
PROVIDENCE	03/02/11	87-60	w	2-0-0	0-1-0	8-6-0	DNP	2-2-2	4-4-1					
at West Virginia	03/05/11	70-72	L	DNP	1-0-1	8-4-0	DNP	2-1-2	3-3-0					
vs Marquette	03/10/11	81-56	w	0-0-0	0-0-1	12-3-0	0-0-0	22-2-3	0-5-0					
vs Notre Dame	03/11/11	83-77	w	DNP	0-1-0	16-5-0	0-0-0	3-5-1	2-0-0					
vs Connecticut	03/12/11	66-69	L	DNP	2-0-2	11-6-0	DNP	2-1-0	0-0-1					
vs Morehead State	03/17/11	61-62	L	DNP	7-3-0	8-4-0	DNP	2-1-0	0-0-0					



University of Louisville
LOUISVILLE Combined Team Statistics (as of Mar 05, 2011)
Conference games



RECORD:	OVERALL	HOME	AWAY	NEUTRAL
ALL GAMES	12-6	9-0	3-6	0-0
CONFERENCE	12-6	9-0	3-6	0-0
NON-CONFERENCE	0-0	0-0	0-0	0-0

#	Player	gp-gs	min	avg	Total		3-Point		F-Throw		Rebounds				pf	dq	a	to	blk	stl	pts	avg
					fg-fga	fg%	3fg-fga	3fg%	ft-fa	ft%	off	def	tot	avg								
02	KNOWLES, Preston	17-17	557	32.8	79-231	.342	48-135	.356	25-34	.735	12	59	71	4.2	46	1	61	35	4	32	231	13.6
14	KURIC, Kyle	18-10	513	28.5	83-153	.542	41-88	.466	20-25	.800	25	49	74	4.1	31	0	20	16	5	14	227	12.6
05	SMITH, Chris	18-12	523	29.1	59-144	.410	20-56	.357	36-51	.706	28	57	85	4.7	26	0	50	29	1	18	174	9.7
23	JENNINGS, Terrence	17-10	416	24.5	64-125	.512	0-0	.000	28-42	.667	44	46	90	5.3	44	1	10	16	27	11	156	9.2
03	SIVA, Peyton	18-18	559	31.1	55-131	.420	13-45	.289	41-65	.631	3	52	55	3.1	47	1	93	50	4	36	164	9.1
10	DIENG, Gorgui	13-6	224	17.2	31-51	.608	0-0	.000	16-29	.552	21	33	54	4.2	29	1	13	12	25	8	78	6.0
33	MARRA, Mike	16-2	281	17.6	23-77	.299	18-64	.281	11-14	.786	5	23	28	1.8	20	0	30	16	3	13	75	4.7
44	VAN TREESE, Stepha	16-11	288	18.0	31-44	.705	0-0	.000	5-11	.455	32	42	74	4.6	33	0	4	11	2	8	67	4.2
04	BUCKLES, Rakeem	5-2	67	13.4	7-15	.467	1-5	.200	3-3	1.000	7	9	16	3.2	10	0	3	12	1	2	18	3.6
00	GOODE, George	13-2	119	9.2	20-46	.435	2-3	.667	3-4	.750	10	13	23	1.8	15	0	2	7	4	4	45	3.5
24	SMITH, Russ	9-0	41	4.6	4-19	.211	2-10	.200	0-0	.000	1	4	5	0.6	9	0	4	6	1	7	10	1.1
22	JUSTICE, Elisha	14-0	97	6.9	6-19	.316	2-8	.250	1-2	.500	0	7	7	0.5	12	0	11	7	0	4	15	1.1
15	HENDERSON, Tim	6-0	15	2.5	2-9	.222	0-4	.000	0-0	.000	3	1	4	0.7	5	0	0	1	0	0	4	0.7
Team											19	13	32		1		6					
Total.....		18	3700		464-1064	.436	147-418	.352	189-280	.675	210	408	618	34.3	328	4	301	224	77	157	1264	70.2
Opponents.....		18	3700		404-1000	.404	102-330	.309	272-376	.723	235	424	659	36.6	273	-	221	268	47	117	1182	65.7

TEAM STATISTICS	LOU	OPP	Date	Opponent	Score	Att.
SCORING	1264	1182	* 01/05/11	SETON HALL	w 73-54	21912
Points per game	70.2	65.7	* 01/09/11	at USF	w 86-77	4375
Scoring margin	+4.6	-	* 01/12/11	at Villanova	L 74-88	13199
FIELD GOALS-ATT	464-1064	404-1000	* 1/15/11	MARQUETTE	w 71-70	21485
Field goal pct	.436	.404	* 01/19/11	ST. JOHN'S	w 88-63	21638
3 POINT FG-ATT	147-418	102-330	* 1/22/11	at PROVIDENCE	L 67-72	12051
3-point FG pct	.352	.309	* 01/26/11	WEST VIRGINIA	w 55-54	21957
3-pt FG made per game	8.2	5.7	* 01/29/11	at Connecticut	Wo2 79-78	10167
FREE THROWS-ATT	189-280	272-376	* 01/31/11	at Georgetown	L 59-62	12164
Free throw pct	.675	.723	* 02/05/11	DEPAUL	w 61-57	21704
F-Throws made per game	10.5	15.1	* 02/09/11	at Notre Dame	Lot 79-89	8659
REBOUNDS	618	659	* 02/12/11	SYRACUSE	w 73-69	22755
Rebounds per game	34.3	36.6	* 02/16/11	at Cincinnati	L 54-63	11511
Rebounding margin	-2.3	-	* 02/18/11	CONNECTICUT	w 71-58	22776
ASSISTS	301	221	* 02/22/11	at Rutgers	w 55-37	5633
Assists per game	16.7	12.3	* 02/27/11	PITTSBURGH	Wot 62-59	22758
TURNOVERS	224	268	* 03/02/11	PROVIDENCE	w 87-60	22724
Turnovers per game	12.4	14.9	* 03/05/11	at West Virginia	L 70-72	15032
Turnover margin	+2.4	-				
Assist/turnover ratio	1.3	0.8				
STEALS	157	117				
Steals per game	8.7	6.5				
BLOCKS	77	47				
Blocks per game	4.3	2.6				
ATTENDANCE	199709	92791				
Home games-Avg/Game	9-22190	9-10310				
Neutral site-Avg/Game	-	0-0				

* - Conference game

Score by Periods	1st	2nd	OT	OT2	Totals
LOUISVILLE	619	614	21	10	1264
Opponents	575	570	28	9	1182

2010-11 Louisville Men's Basketball Miscellaneous Statistics

Louisville's Record When the Cardinals ...

Lead at halftime	17-2
Trail at halftime	7-7
Are tied at halftime	1-1
Shoot better from the field than opponent	20-5
Shoot worse from the field than opponent	5-5
Shoot 50 percent or better from the field	6-0
Shoot below 50 percent from the field	19-10
Opp. shoots 50 pct. or better from the field	1-2
Opp. shoots below 50 pct. from the field	24-8
Make 7 or fewer three-point goals	10-4
Make more than 7 three-point goals	15-6
Attempt 20 or fewer three-point goals	6-4
Attempt more than 20 three-point goals	19-6
Shoot more free throws than their opp.	7-1
Opponent shoots more free throws	15-8
Outrebound their opponent	18-2
Are outrebounded by their opponent	7-8
Bench outscores the opponent bench	19-4
Opponent bench outscores their bench	4-5
Commit fewer turnovers than their opp.	17-4
Commit more turnovers than their opp.	5-4
Commit same number of turnover as opp.	3-2
Commit 15 or fewer turnovers	18-4
Commit more than 15 turnovers	7-6
Lead with 5:00 Remaining	22-2
Trail with 5:00 Remaining	3-7
Tied with 5:00 Remaining	0-1
1-3 point margins	4-4
4-5 point margins	2-1
6-10 point margins	3-3
11-19 point margins	6-2
20 or more point margins	10-0
Overtime games	3-1
Vs. Top 25 teams	7-5
Home games	19-2
Away games	4-6
Neutral games	2-2
Score 59 or fewer points	2-3
Score 60-69 points	4-4
Score 70-79 points	7-3
Score 80-89 points	7-0
Score 90 or more points	5-0
Allow 59 or fewer points	11-1
Allow 60-69 points	6-4
Allow 70-79 points	7-3
Allow 80 or more points	1-2

Double-Doubles .

Buckles	2	Van Treese	1
Siva	1	Jennings	1
Dieng	1	Knowles	1

Points Off Turnovers

Louisville	603	Opponents	450
------------------	-----	-----------------	-----

Bench Scoring

Louisville	804 (23.0)	Opp.	541 (15.5)
------------------	------------	-----------	------------

Rebounding Advantage

Louisville	20	Opponents	15
------------------	----	-----------------	----

Attendance

Home	458,463	(21,832 avg.)
Away	100,117	(10,012 avg.)
Neutral	76,624	(19,156 avg.)
Total	635,204	(18,149 avg.)

Double-Figure Scoring Games

Knowles	26
Jennings	16
Kuric	16
Siva	16
C. Smith	16
Marra	11
Buckles	5
Dieng	3
Van Treese	3
Justice	2

Games Leading UL in Scoring

Knowles	13
Siva	8
Jennings	5
Kuric	5
Marra	4
C. Smith	3
Buckles	2
Knowles	1
Van Treese	1

Games Leading UL in Rebounding

Buckles	10
Jennings	10
C. Smith	7
Dieng	5
Kuric	3
Van Treese	3
Knowles	2
Siva	2

Games Leading UL in Assists

Siva	24
Knowles	8
C. Smith	5
Marra	3
Justice	2
Buckles	1
Kuric	1

Scored Louisville's First Points

Who	
Knowles	8
Jennings	7
Siva	4
C. Smith	4
Van Treese	4
Kuric	3
Dieng	2
Marra	2
Goode	1

How

Layup	12
3-pointer	10
Jumper	8
Dunk	4
Free Throw	1

Dunks 135

Jennings	45
Dieng	24
Siva	18
Kuric	10
Van Treese	10
C. Smith	8
Goode	6
Marra	6
Buckles	4
Knowles	4

Jump Balls Controlled

Louisville	22	(Jennings 16, Dieng 5, Goode 1)
Opponents	13	

Starting Lineups

W-L	Forward	Forward	Foward	Guard	Guard
6-1	Jennings	Buckles	Marra	Siva	Knowles
3-1	Dieng	C. Smith	Kuric	Siva	Knowles
4-1	Van Treese	Dieng	C. Smith	Siva	Knowles
2-0	Jennings	Buckles	Kuric	Siva	Knowles
2-1	Jennings	Van Treese	Kuric	Siva	Knowles
2-5	Jennings	Kuric	C. Smith	Siva	Knowles
1-0	Jennings	Buckles	Kuric	Siva	Marra
1-0	Jennings	Van Treese	Marra	Siva	Knowles
1-0	Goode	C. Smith	Kuric	Siva	Knowles
1-0	Jennings	C. Smith	Kuric	Siva	Marra
1-0	Goode	Marra	Kuric	Siva	Knowles
1-1	Jennings	Van Treese	C. Smith	Siva	Knowles

Scoring Summary

	1st Half	2nd Half	OT	Total
Louisville	1262	1319	32 10	2623
Opponents	1089	1128	33 9	2259

Leads and Deficits

UL's Biggest Halftime Lead	33 (48-15) vs. FIU (12/1)
UL's Biggest Halftime Lead Blown .	4 (43-39) vs. Providence (1/22) (44-40) vs. Notre Dame (2/9)
UL's Biggest Halftime Deficit	
Overcome	14 (32-46) vs. Notre Dame (3/11)
UL's Biggest 2nd Half Lead	42 (98-56) vs. Chattanooga (11/22)
UL's Biggest 2nd Half Lead Blown .	9 (64-55) vs. USF (1/9)
UL's Biggest 2nd Half Deficit	18 four times latest: (47-65) vs. Marquette (1/15)
UL's Biggest 2nd Half Deficit	
Overcome	18 twice latest: (47-65) vs. Marquette (1/15)
UL's Biggest Overall Lead	42 (98-56) vs. Chattanooga (11/22)
UL's Biggest Lead Blown	12 (20-8) vs. San Francisco (12/8)
UL's Biggest Overall Deficit	18 four times latest: (47-65) vs. Marquette (1/15)
UL's Biggest Deficit Overcome	18 twice latest: (47-65) vs. Marquette (1/15)

Home, Road and Half Statistics

Halftime Leads	UL 19, Opp 13, Ties 2
FG% in KFC Yum! Center453 (579-1278)
FG% Away from Home452 (370-819)
3 Pt FG% in KFC Yum! Center .	.355 (183-515)
3 Pt FG% Away from Home372 (126-339)
FT% in KFC Yum! Center643 (254-395)
FT% Away from Home698 (162-232)
Scoring Average	
in KFC Yum! Center	76.0 (1595 pts.)
Scoring Avg. on the Road	73.4 (1028 pts.)
Opp. Scoring Average	
in KFC Yum! Center	60.7 (1275 pts.)
Opp. Scoring Average	
on the Road	70.3 (984 pts.)
Most 1st Half Points	58 vs. Morgan State (12/27)
Most 2nd Half Points	55 vs. Western Kentucky (12/22)
Fewest 1st Half Points	18 vs. Georgetown (1/31)
Fewest 2nd Half Points	22 vs. Rutgers (2/22)
Largest Halftime Lead	33 vs. FIU (12/1)
Largest Halftime Deficit	14 (32-46) vs. Notre Dame (3/11)

2010-11 Louisville Men's Basketball Team Superlatives

<i>Louisville High</i>	<i>Louisville Low</i>	<i>Statistical Category</i>	<i>Opponent High</i>	<i>Opponent Low</i>
114 vs. Western Ky. (12/22)	46 vs. Drexel (12/14)	Points	89 by Notre Dame (2/19)	35 by San Fran. (12/8)
58 vs. Morgan State (12/27)	18 vs. Georgetown (1/31)	First Half Points	48 by USF (1/9)	15 by FIU (12/1)
57 vs. Western Ky. (12/22)	22 vs. Rutgers (2/22)	Second Half Points	50 by Butler (11/16)	11 by San Fran. (12/8)
42 vs. Western Ky. (12/22)	15 vs. Drexel (12/14)	Field Goals	31 by Villanova (1/12)	13 by Rutgers (2/22)
79 vs. Providence (3/2)	47 vs. Drexel (12/14)	Field Goal Attempts	77 by Connecticut (1/29)	44 by Drexel, Rutgers
.646 vs. Western Ky. (12/22)	.319 vs. Drexel (12/14)	FG Percentage	.534 by Villanova (1/12)	.283 by FIU (12/1)
17 vs. Morgan State (12/27)	4 three times	3-Point Field Goals	9 by Notre Dame (2/9)	2 three times
	<i>latest: vs. Cincinnati (2/16)</i>		by Syracuse (2/11)	<i>latest: by Rutgers (2/22)</i>
37 vs. Chattanooga (11/22)	16 vs. Drexel, UConn (2/18)	3-Point Field Goal Att.	30 by Connecticut (1/29)	7 by St. John's (1/19)
.739 vs. Morgan State (12/27)	.174 vs. Providence (1/22)	3-Point FG Percentage	.615 by Villanova (1/12)	.143 by San Fran., Rutgers
28 vs. Butler (11/16)	4 vs. Cincinnati (2/16)	Free Throws	28 by Marquette (1/15)	3 vs. DePaul (2/5)
43 vs. Butler (11/16)	7 vs. Villanova (1/12)	Free Throw Attempts	38 by Marquette (1/15)	4 by DePaul (2/5)
	vs. Cincinnati (2/16)			
.895 vs. Chattanooga (11/22)	.438 vs. San Francisco (12/8)	Free Throw Percentage	.944 by St. John's (1/19)	.448 by Marshall (11/27)
	vs. Morehead (3/17)			
23 vs. Notre Dame (3/11)	6 vs. Cincinnati (2/16)	Offensive Rebounds	25 by Marshall (11/27)	6 by UNLV (12/11)
	vs. Morehead State (3/17)		by West Virginia (3/5)	by Providence (1/22)
35 vs. Gardner-Webb (12/18)	16 vs. Kentucky (12/31)	Defensive Rebounds	32 by Drexel (12/14)	15 by Morgan State (12/27)
49 vs. Notre Dame (3/11)	25 three times	Total Rebounds	51 by Connecticut (1/29)	25 by DePaul (2/5)
	<i>latest: vs. West Virginia (3/5)</i>			
28 vs. Butler (11/16)	10 vs. DePaul (2/5)	Fouls	32 by Butler (11/16)	11 by Seton Hall (1/5)
29 vs. Chattanooga (11/22)	8 vs. Drexel (12/14)	Assists	22 by USF (1/9)	5 by San Fran. (12/8)
21 vs. Morgan State (12/27)	5 vs. San Francisco (12/8)	Turnovers	26 by Morgan State (12/27)	7 by Notre Dame (2/9)
14 vs. Gardner-Webb (12/18)	0 vs. West Virginia (1/26)	Blocked Shots	7 by Kentucky (12/31)	0 by Providence, DePaul
19 vs. Chattanooga (11/22)	4 vs. Notre Dame (2/9)	Steals	12 by Providence (1/22)	2 by San Fran. (12/8)
			by Morehead State (3/17)	

2010-11 Louisville Men's Basketball Individual Superlatives

Points	31 by Preston Knowles vs. Morgan State (12/27)	27 by Marshon Brooks, Providence (1/22)
Field Goals Made	11 by Kyle Kuric vs. Providence (3/2)	10 three times <i>latest: by A. Gilchrist, USF (1/9)</i>
Field Goals Attempted	19 by Preston Knowles vs. Notre Dame (3/11)	23 by Kemba Walker, Connecticut (1/29)
Highest FG Pct. (min. 5 made)	1.000 (5-5) by Peyton Siva vs. West Virginia (1/26)	1.000 (5-5) by Jack Cooley, Notre Dame (2/9)
3-Point Field Goals Made	7 by Kyle Kuric vs. Morgan State (12/27)	5 five times
	by Preston Knowles vs. Syracuse (2/11)	<i>latest: by Terrance Hill, Morehead (3/17)</i>
3-Point Field Goals Attempted	14 by Mike Marra vs. South Alabama (12/4)	11 three times <i>latest: by Shabazz Napier, UConn (1/29)</i>
3-Point FG Pct. (min. 3 made)	1.000 (3-3) Rakeem Buckles vs. Western Ky. (12/22)	.833 (5-6) by Terrance Hill, Morehead (3/17)
Free Throws Made	9 by Elisha Justice vs. Butler (11/16)	11 by Kevin Jones, West Virginia (3/5)
	by Peyton Siva vs. Western Ky. (12/22)	
Free Throws Attempted	14 by Elisha Justice vs. Butler (11/16)	17 by Matt Howard, Butler (11/16)
Free Throw Pct. (min. 8 made)	.900 (9-10) by Peyton Siva vs. Western Ky. (12/22)	1.000 by five players
		<i>latest: (9-9) by Austin Freeman, Georgetown (1/31)</i>
Offensive Rebounds	9 by Stephan Van Treese vs. USF (1/9)	11 by Kevin Jones, West Virginia (3/5)
Defensive Rebounds	10 by Rakeem Buckles vs. South Alabama (12/4)	12 by Kenneth Faried, Morehead State (3/17)
Total Rebounds	14 by Rakeem Buckles vs. South Alabama (12/4)	17 by Kenneth Faried, Morehead State (3/17)
	by Stephan Van Tresse vs. USF (1/9)	
Turnovers	8 by Peyton Siva vs. Georgetown (1/31)	6 by seven players
		<i>latest: by Brooks, Council, Providence (3/2)</i>
Assists	10 by Peyton Siva vs. St. John's (1/19), DePaul (2/5)	10 by Anthony Crater, USF (1/9)
Blocked Shots	7 by Gorgui Dieng vs. FIU (12/1); vs. Gardner-Webb (12/18)	6 by John Flowers, West Virginia (3/5)
Steals	7 by Peyton Siva vs. St. John's (1/19)	4 three times
		<i>latest: by Vincent Council, Providence (1/22)</i>
Minutes Played (regulation game)	39 by Preston Knowles vs. Syracuse (2/11)	39 eight times
		<i>latest: by Jones, Flowers, West Virginia (3/5)</i>
Minutes Played (overtime game)	45 by Kyle Kuric vs. Notre Dame (3/11)	47 by Kemba Walker, Connecticut (1/29)

2010-11 Box Scores

Louisville 83, Northern Kentucky 66

Oct. 31, 2010 -- KFC Yum! Center

Exhibition Game

Louisville 83

Player	min	FG	3FG	FT	Reb	Ast	TO	BL	ST	PF	TP
Buckles	27	6-11	1-5	5-5	11	2	1	2	1	3	18
Kuric	25	3-5	2-4	0-0	4	1	1	1	2	2	8
Jennings	18	1-5	0-0	1-2	8	0	4	2	0	4	3
Knowles	26	4-11	1-5	2-2	4	3	4	0	0	2	11
Siva	23	1-5	1-3	1-2	4	5	4	0	0	3	4
Goode	3	0-1	0-0	2-2	1	0	1	0	1	0	2
C. Smith	19	3-3	0-0	0-1	3	2	1	0	0	1	6
Dieng	17	6-8	1-1	1-4	11	0	4	2	1	2	14
Henderson	2	0-0	0-0	0-0	0	0	0	0	0	0	0
Justice	12	0-1	0-1	1-2	1	2	1	0	0	1	1
Marra	18	3-8	3-7	1-1	2	4	2	0	1	1	10
Van Treese	10	3-4	0-1	0-0	4	0	1	0	2	1	6
Team					2						

Totals	200	30-62	9-27	14-21	55	19	24	7	8	20	83
Total FG%	1st H:	16-30	53.3%	2nd H:	14-32	43.8%	Game:	48.4%			
3-Pt. FG%	1st H:	6-15	40.0%	2nd H:	3-12	25.0%	Game:	33.3%			
F Throw %	1st H:	8-14	57.1%	2nd H:	6-7	85.7%	Game:	66.7%			

Northern Kentucky 66

Player	min	FG	3FG	FT	Reb	Ast	TO	BL	ST	PF	TP
Sorrell	24	2-7	0-3	1-1	4	1	1	0	2	2	5
Knight	30	3-6	0-0	2-3	5	1	3	1	2	3	8
Faulkner	28	1-2	1-2	0-0	3	2	1	0	1	2	3
Eleby	32	7-16	1-3	6-13	6	4	2	1	2	2	21
Tabb	28	3-12	0-3	2-3	4	3	5	0	1	3	8
Shannon	12	2-6	2-2	0-0	2	0	3	0	3	3	6
Rack	7	0-3	0-3	0-0	0	0	0	0	0	0	0
Cotton	5	0-0	0-0	0-0	1	0	0	0	1	0	0
Gagai	11	1-4	1-4	0-0	0	1	1	0	0	1	3
Van Hoose	23	4-7	4-7	0-0	1	1	0	0	0	2	12
Team					0						

Totals	200	23-63	9-27	11-20	26	13	16	3	11	19	66
Total FG%	1st H:	8-33	24.2%	2nd H:	15-30	50.0%	Game:	36.5%			
3-Pt. FG%	1st H:	2-17	11.8%	2nd H:	7-10	70.0%	Game:	33.3%			
F Throw %	1st H:	7-10	70.0%	2nd H:	4-10	40.0%	Game:	55.0%			

Score by Periods	1st	2nd	Total	Attendance:
Northern Kentucky	25	41	66	18,869
Louisville	46	37	83	Ties: 0
				Lead Changes: 0

Louisville 96, Kentucky Wesleyan 54

Nov. 11, 2010 -- KFC Yum! Center

Exhibition Game

Louisville 96

Player	min	FG	3FG	FT	Reb	Ast	TO	BL	ST	PF	TP
Van Treese	19	4-5	0-0	1-2	8	0	0	0	3	2	9
Dieng	15	1-5	0-0	2-4	6	0	2	1	0	0	4
Siva	21	6-12	1-5	5-8	2	3	5	1	3	0	18
C. Smith	21	2-6	0-2	0-0	8	4	4	0	3	0	4
Kuric	24	1-7	0-4	1-2	3	2	1	0	1	3	3
Goode	7	0-0	0-0	0-0	3	1	0	0	0	2	0
Buckles	18	1-3	0-1	6-7	8	3	1	1	0	1	8
Jackson	9	1-3	0-2	1-2	0	0	1	0	0	1	3
Henderson	7	1-3	0-0	0-0	1	0	0	0	0	0	2
Justice	19	3-5	2-3	0-0	4	6	2	0	2	3	8
Jennings	20	5-6	0-0	5-6	2	1	0	3	0	1	15
Marra	20	6-8	6-8	4-4	5	0	1	0	1	0	22
Team					0						

Totals	200	31-63	9-25	25-35	50	20	17	6	13	13	96
Total FG%	1st H:	18-35	51.4%	2nd H:	13-28	46.4%	Game:	49.3%			
3-Pt. FG%	1st H:	6-17	35.3%	2nd H:	3-8	37.5%	Game:	36.0%			
F Throw %	1st H:	9-12	75.0%	2nd H:	16-23	69.6%	Game:	71.4%			

Kentucky Wesleyan 54

Player	min	FG	3FG	FT	Reb	Ast	TO	BL	ST	PF	TP
Young	22	3-7	0-2	0-1	5	1	4	0	0	2	6
Ivey	27	3-6	1-2	0-2	2	3	3	2	2	5	7
Waller	28	2-12	0-5	0-2	4	3	4	0	2	4	4
McFarland	32	5-12	0-4	1-3	3	0	6	0	2	2	11
Williams	28	5-10	2-6	0-0	3	1	4	0	0	3	12
Owsley	24	0-2	0-1	0-0	3	2	1	0	0	1	0
Shelley	7	0-3	0-2	0-0	1	0	0	0	0	0	0
Herzog	3	0-0	0-0	1-2	1	1	0	0	0	0	1
Biggers	9	2-2	0-0	0-0	3	0	0	0	1	2	4
Sharpe	20	3-6	3-4	0-0	2	0	2	1	0	3	9
Team					4						

Totals	200	23-60	6-26	2-10	31	11	25	3	7	22	54
Total FG%	1st H:	11-29	37.9%	2nd H:	12-31	38.7%	Game:	38.3%			
3-Pt. FG%	1st H:	2-13	15.4%	2nd H:	4-13	30.8%	Game:	23.1%			
F Throw %	1st H:	1-6	16.7%	2nd H:	1-4	25.0%	Game:	20.0%			

Score by Periods	1st	2nd	Total	Attendance:
Kentucky Wesleyan	25	29	54	19,227
Louisville	51	45	96	Ties: 1
				Lead Changes: 1

Louisville 88, Butler 73

Nov. 16, 2010 -- KFC Yum! Center

Louisville 88

Player	min	FG	3FG	FT	Reb	Ast	TO	BL	ST	PF	TP
Buckles	31	6-12	2-4	3-7	11	2	2	1	3	4	17
Kuric	23	0-0	0-0	2-2	3	2	1	0	0	4	2
Jennings	33	6-11	0-0	1-2	8	2	2	4	0	4	13
Siva	15	3-6	0-2	3-3	2	3	3	0	1	5	9
Marra	33	4-10	2-8	1-2	5	5	1	2	3	11	
Knowles	18	3-11	1-6	5-6	1	2	1	0	3	2	12
C. Smith	10	1-2	0-0	3-4	3	0	1	0	1	1	5
Dieng	7	1-2	0-1	0-0	3	0	1	0	1	0	2
Henderson	0+	0-0	0-0	0-0	0	0	0	0	0	0	0
Justice	21	1-3	1-2	9-14	6	2	1	0	0	4	12
Van Treese	9	2-2	0-0	1-3	2	0	1	0	1	0	5
Team					0						

Totals	200	27-59	6-23	28-43	44	18	14	7	11	28	88
Total FG%	1st H:	15-34	44.1%	2nd H:	12-25	48.0%	Game:	45.8%			
3-Pt. FG%	1st H:	5-17	29.4%	2nd H:	1-6	16.7%	Game:	26.1%			
F Throw %	1st H:	6-9	66.7%	2nd H:	22-34	64.7%	Game:	65.1%			

Butler 73

Player	min	FG	3FG	FT	Reb	Ast	TO	BL	ST	PF	TP
Butcher	8	0-2	0-1	0-0	0	0	0	0	0	1	0
Howard	22	6-8	0-2	11-17	9	0	1	1	2	4	23
Mack	27	8-17	4-11	5-6	7	1	3	0	0	1	25
Vanzant	25	0-2	0-0	2-2	4	2	2	0	1	1	2
Nored	30	2-6	0-3	3-6	4	1	6	0	2	5	7
Hahn	20	1-7	0-3	2-2	0	5	2	0	2	3	4
Fromm	3	0-0	0-0	0-0	0	0	0	0	0	0	0
Anglin	8	0-1	0-1	0-0	2	0	1	0	0	4	0
Hopkins	9	1-3	1-2	0-0	0	1	1	0	2	3	3
Leindecker	1	0-0	0-0	0-0	0	0	0	0	0	1	0
Marshall	16	1-5	0-0	1-1	4	0	0	0	1	2	3
Kampen	0+	0-0	0-0	0-0	0	0	0	0	0	0	0
Stigall	9	1-3	1-2	0-0	0	0	1	0	0	4	3
Smith	22	1-6	0-0	1-2	8	0	0	0	0	2	3
Team					1					1	

Totals	200	21-60	6-25	25-36	39	10	17	1	10	32	73
Total FG%	1st H:	15-34	23.3%	2nd H:	14-30	46.7%	Game:	35.0%			
3-Pt. FG%	1st H:	2-12	16.7%	2nd H:	4-13	30.8%	Game:	24.0%			
F Throw %	1st H:	7-8	87.5%	2nd H:	18-28	64.3%	Game:	69.4%			

Score by Periods	1st	2nd	Total	Attendance:
Butler	23	50	73	22,723
Louisville	41	47	88	Ties: 0
</				

2010-11 Box Scores

Louisville 114, Western Kentucky 82 Dec. 22, 2010 -- Bowling Green, Ky.

Louisville 114

Player	min	FG	3FG	FT	Reb	Ast	TO	BL	ST	PF	TP
C. Smith	30	8-12	2-3	0-0	6	1	1	0	1	1	18
Kuric	31	4-7	2-5	0-0	5	3	0	0	1	2	10
Dieng	18	4-4	0-0	0-1	4	2	1	2	2	1	8
Knowles	28	6-13	3-9	0-0	4	3	1	0	1	4	15
Siva	29	8-13	4-7	9-10	1	8	5	0	2	2	29
Goode	4	0-0	0-0	0-0	1	0	2	0	0	2	0
Buckles	19	5-6	3-3	2-2	6	4	0	0	0	2	15
Henderson	6	0-0	0-0	0-0	0	0	1	0	0	1	0
Jennings	17	3-4	0-0	0-6	5	1	2	1	0	4	8
R. Smith	11	3-5	2-3	1-3	0	2	4	0	2	3	9
Van Treese	7	1-1	0-0	0-0	2	1	0	0	0	2	2
Team					4						
Totals	200	42-65	16-30	14-22	38	25	17	3	9	24	114

Total FG% 1st H: 22-32 68.8% 2nd H: 20-33 60.6% Game: 64.6%
 3-Pt. FG% 1st H: 10-16 62.5% 2nd H: 6-14 42.9% Game: 53.3%
 F Throw % 1st H: 3- 4 75.0% 2nd H: 11-18 61.1% Game: 63.6%

Western Kentucky 82

Player	min	FG	3FG	FT	Reb	Ast	TO	BL	ST	PF	TP
Kerusch	31	7-15	2-7	5-5	7	1	1	0	1	3	21
Pettigrew	30	5-12	1-4	1-1	1	2	3	0	3	3	12
Dixon	26	2-24	0-0	3-8	7	2	1	1	1	1	7
Dickerson	30	0-2	0-2	2-2	1	1	2	0	0	0	2
Peters	28	1-9	0-2	4-6	4	2	3	0	0	4	6
Pattillo	26	8-10	0-0	3-6	6	4	2	0	2	2	19
McDonald	16	3-6	3-5	2-2	1	2	1	0	0	1	11
Gabbard	1	0-0	0-0	0-0	0	0	2	0	0	0	0
Crook	6	0-2	0-0	0-0	0	1	2	0	2	2	0
Anyigbo	2	0-0	0-0	0-0	0	0	0	0	0	1	0
Akol	4	2-3	0-0	0-0	1	0	0	0	0	2	4
Drane	0+	0-0	0-0	0-0	0	0	0	0	0	0	0
Team					2						
Totals	200	28-63	6-20	20-30	30	15	17	1	9	19	82

Total FG% 1st H: 11-31 35.5% 2nd H: 17-32 53.1% Game: 44.4%
 3-Pt. FG% 1st H: 3- 8 37.5% 2nd H: 3-12 25.0% Game: 30.0%
 F Throw % 1st H: 11-15 73.3% 2nd H: 9-15 60.0% Game: 66.7%

Score by Periods 1st 2nd Total
 Western Kentucky 36 46 82
 Louisville 57 57 114
Attendance: 7,326
Ties: 1
Lead Changes: 0

Louisville 104, Morgan State 74 Dec. 27, 2010 -- KFC Yum! Center

Louisville 104

Player	min	FG	3FG	FT	Reb	Ast	TO	BL	ST	PF	TP
C. Smith	28	4-4	0-0	2-4	4	6	3	0	1	4	10
Kuric	37	9-13	7-10	0-0	3	1	1	0	1	0	25
Dieng	14	1-3	0-0	0-0	6	1	5	1	0	2	2
Knowles	31	9-14	6-9	7-7	3	3	2	0	1	3	31
Siva	22	2-4	0-0	1-2	3	7	3	0	5	1	5
Goode	9	0-3	0-0	0-0	2	0	1	3	0	1	0
Buckles	12	2-3	2-2	0-0	6	2	5	0	1	3	6
Henderson	8	1-1	1-1	0-0	1	2	0	0	2	0	3
Jennings	17	6-11	0-0	3-4	2	0	1	0	1	2	15
R. Smith	13	2-5	1-1	0-0	1	3	0	0	1	0	5
Van Treese	9	1-2	0-0	0-0	3	0	0	0	1	2	2
Team					1						
Totals	200	37-63	17-23	13-17	35	25	21	4	14	18	104

Total FG% 1st H: 21-36 58.3% 2nd H: 16-27 59.3% Game: 58.7%
 3-Pt. FG% 1st H: 9-12 75.0% 2nd H: 8-11 72.7% Game: 73.9%
 F Throw % 1st H: 7-10 70.0% 2nd H: 6- 7 85.7% Game: 76.5%

Morgan State 74

Player	min	FG	3FG	FT	Reb	Ast	TO	BL	ST	PF	TP
D. Jackson	31	8-19	5-11	1-2	2	1	5	0	4	3	22
Thompson	35	3-8	0-0	4-5	9	4	4	1	0	1	10
Stokes	18	4-5	0-0	0-2	3	1	0	0	0	1	8
Bastfield	19	1-3	0-0	3-3	4	1	2	1	0	3	5
Brooks	37	4-6	0-0	5-6	1	2	2	0	3	1	13
Johnson	5	0-1	0-0	0-0	1	0	0	1	0	1	0
Lawal	4	1-2	0-0	1-1	0	0	1	0	0	0	3
Black	19	2-7	2-4	0-0	1	2	5	0	1	3	6
J. Jackson	2	0-0	0-0	0-0	1	0	1	0	0	0	0
Ali	14	2-3	0-0	0-2	3	2	0	1	1	4	4
Banks	16	1-2	1-2	0-0	3	0	3	0	0	0	3
Team					0	1					
Totals	200	26-56	8-17	14-21	28	13	26	3	9	14	74

Total FG% 1st H: 11-23 47.8% 2nd H: 15-33 45.5% Game: 46.4%
 3-Pt. FG% 1st H: 4- 9 44.4% 2nd H: 4- 8 50.0% Game: 47.1%
 F Throw % 1st H: 2- 3 66.7% 2nd H: 12-18 66.7% Game: 66.7%

Score by Periods 1st 2nd Total
 Morgan State 28 46 74
 Louisville 58 46 104
Attendance: 21,688
Ties: 0
Lead Changes: 0

Kentucky 78, Louisville 63 Dec. 31, 2010 -- KFC Yum! Center

Louisville 63

Player	min	FG	3FG	FT	Reb	Ast	TO	BL	ST	PF	TP
C. Smith	33	6-8	1-1	2-5	6	4	3	0	0	3	15
Kuric	37	3-7	1-4	0-0	3	2	2	0	2	4	7
Dieng	12	2-4	0-0	0-0	4	0	1	0	0	1	4
Knowles	37	8-16	6-10	0-0	2	3	3	0	4	2	22
Siva	33	2-9	0-3	2-3	2	4	3	0	2	4	6
Henderson	0+	0-0	0-0	0-0	0	0	0	0	0	0	0
Justice	3	0-0	0-0	0-0	1	0	0	0	0	0	0
Jennings	28	4-6	0-0	1-3	4	1	1	2	1	1	9
R. Smith	5	0-1	0-0	0-0	0	0	0	0	0	1	0
Marra	11	0-3	0-2	0-0	1	0	0	1	0	1	0
Van Treese	1	0-0	0-0	0-0	0	0	0	0	0	0	0
Team					2						
Totals	200	25-54	8-20	5-11	25	14	13	3	9	18	63

Total FG% 1st H: 20-32 31.3% 2nd H: 15-22 68.2% Game: 46.3%
 3-Pt. FG% 1st H: 3-11 27.3% 2nd H: 5- 9 55.6% Game: 40.0%
 F Throw % 1st H: 1- 4 25.0% 2nd H: 4- 7 57.1% Game: 45.5%

Kentucky 78

Player	min	FG	3FG	FT	Reb	Ast	TO	BL	ST	PF	TP
Jones	33	5-11	0-2	2-2	8	5	1	3	1	2	12
Harrellson	37	10-12	1-1	2-3	14	2	1	1	1	3	23
Miller	29	3-6	0-1	1-1	3	0	2	1	0	4	7
Knight	36	7-13	4-6	7-8	3	4	5	0	0	2	25
Liggins	39	1-7	0-4	0-0	4	2	4	2	4	2	2
Hood	1	0-0	0-0	0-0	0	0	0	0	0	0	0
Lamb	23	3-6	1-2	2-2	3	1	0	0	0	2	9
Vargas	2	0-2	0-0	0-0	0	0	0	0	0	0	0
Team					1						
Totals	200	29-57	6-16	14-16	36	14	13	7	6	15	78

Total FG% 1st H: 14-35 40.0% 2nd H: 15-22 68.2% Game: 50.9%
 3-Pt. FG% 1st H: 3-11 27.3% 2nd H: 3- 5 60.0% Game: 37.5%
 F Throw % 1st H: 4- 4 100% 2nd H: 10-12 83.3% Game: 87.5%

Score by Periods 1st 2nd Total
 Kentucky 35 43 78
 Louisville 24 39 63
Attendance: 22,803
Ties: 3
Lead Changes: 1

Louisville 73, Seton Hall 54 Jan. 5, 2011 -- KFC Yum! Center

Louisville 73

Player	min	FG	3FG	FT	Reb	Ast	TO	BL	ST	PF	TP
Goode	10	3-7	0-0	0-0	3	0	1	0	2	1	6
Kuric	14	3-4	1-2	0-0	2	0	1	0	0	3	7
Knowles	28	3-12	0-4	2-2	9	5	4	2	3	1	8
Siva	33	6-12	1-5	1-2	7	3	3	0	2	3	14
C. Smith	29	4-5	1-2	0-2	5	2	2	0	1	1	9
Dieng	19	4-6	0-0	1-3	6	1	1	5	0	0	9
Jennings	11	1-4	0-0	0-0	1	1	2	2	1	2	2
R. Smith	5	0-3	0-2	0-0	0	0	0	0	0	0	0
Marra	25	3-5	3-5	5-5	2	4	1	0	1	1	14
Van Treese	27	2-3	0-0	0-0	10	0	0	0	0	2	4
Team					1	1					
Totals	200	29-61	6-20	9-14	46	16	16	9	10	14	73

Total FG% 1st H: 15-32 46.9% 2nd H: 14-29 48.3% Game: 47.5%
 3-Pt. FG% 1st H: 4-12 33.3% 2nd H: 2- 8 25.0% Game: 30.0%
 F Throw % 1st H: 2- 2 100% 2nd H: 7-12 58.3% Game: 64.3%

Seton Hall 54

Player	min	FG	3FG	FT	Reb	Ast	TO	BL	ST	PF	TP
Pope	37	2-5	0-1	3-4	6	2	3	0	0	3	7
Robinson	38	4-14	2-6	4-6	4	0	4	0	1	3	14
Lawrence	36	1-7	0-2	0-0	5	6	3	0	2		

2010-11 Box Scores

Louisville 71, Marquette 70 Jan. 15, 2011 -- KFC Yum! Center

Louisville 71

Player	min	FG	3FG	FT	Reb	Ast	TO	BL	ST	PF	TP
C. Smith	30	3-7	0-2	1-2	7	4	3	0	0	1	7
Van Treese	18	5-6	0-0	0-0	3	0	0	0	1	4	10
Dieng	12	4-5	0-0	0-1	2	1	0	1	0	5	8
Knowles	37	6-13	5-8	0-0	4	3	3	1	2	3	17
Siva	26	0-5	0-2	5-10	2	4	4	0	2	1	5
Goode	14	3-7	0-1	1-2	6	0	1	0	0	4	7
Kuric	27	4-7	2-5	0-0	4	1	1	1	0	1	10
Henderson	2	0-0	0-0	0-0	0	0	1	0	0	1	0
Justice	12	0-3	0-2	0-0	2	2	1	0	0	1	0
Jennings	20	1-3	0-0	5-6	8	1	2	1	0	4	7
R. Smith	2	0-1	0-1	0-0	0	0	0	0	1	0	0
Team					0						
Totals	200	26-57	7-21	12-21	38	16	16	4	6	25	71

Total FG% 1st H: 11-28 39.3% 2nd H: 15-29 51.7% Game: 45.6%
 3-Pt. FG% 1st H: 2- 9 22.2% 2nd H: 5-12 41.7% Game: 33.3%
 F Throw % 1st H: 7-13 53.8% 2nd H: 5- 8 62.5% Game: 57.1%

Marquette 70

Player	min	FG	3FG	FT	Reb	Ast	TO	BL	ST	PF	TP
Crowder	27	4-11	0-3	0-3	5	0	0	0	1	3	8
Butler	39	4-9	0-1	7-9	9	1	2	0	3	1	15
Otule	20	0-3	0-0	5-6	1	0	1	1	1	3	5
Johnson-Odom	37	3-13	2-7	8-10	7	2	1	1	0	1	16
Buycks	36	5-11	2-5	1-2	5	5	0	1	0	1	13
Blue	5	0-0	0-0	0-0	0	0	1	0	0	3	0
Cadogan	23	1-4	0-0	7-8	4	1	2	0	0	3	9
Williams	1	0-1	0-0	0-0	0	0	0	0	0	1	0
Fulce	10	2-4	0-1	0-0	3	1	0	0	1	3	4
Gardner	2	0-0	0-0	0-0	0	0	1	0	0	0	0
Team					2						
Totals	200	19-56	4-17	28-38	36	10	13	2	7	18	70

Total FG% 1st H: 9-25 36.0% 2nd H: 10-31 32.3% Game: 33.9%
 3-Pt. FG% 1st H: 3- 9 33.3% 2nd H: 1- 8 12.5% Game: 23.5%
 F Throw % 1st H: 15-19 78.9% 2nd H: 13-19 68.4% Game: 73.7%

Score by Periods

1st	2nd	Total	Attendance:
Marquette	36	34	21,485
Louisville	31	40	Ties: 7
			Lead Changes: 7

Louisville 88, St. John's 63 Jan. 19, 2011 -- KFC Yum! Center

Louisville 88

Player	min	FG	3FG	FT	Reb	Ast	TO	BL	ST	PF	TP
C. Smith	31	3-9	2-3	1-5	6	5	3	1	1	1	9
Van Treese	19	2-2	0-0	1-2	3	0	1	0	0	2	5
Dieng	25	3-5	0-0	1-2	5	2	1	2	0	3	7
Knowles	31	8-17	4-12	5-6	4	3	1	0	1	2	25
Siva	26	4-5	2-2	0-0	2	10	2	1	7	2	10
Goode	15	4-8	0-0	0-0	2	1	1	1	1	2	8
Kuric	33	7-9	5-7	1-1	2	1	1	0	0	1	20
Henderson	5	0-4	0-1	0-0	3	0	0	0	0	1	0
Justice	14	1-2	0-1	0-0	0	2	2	0	1	3	2
R. Smith	1	1-1	0-0	0-0	0	0	0	0	1	0	2
Team					1						
Totals	200	33-62	13-26	9-16	28	24	12	5	13	17	88

Total FG% 1st H: 17-26 65.4% 2nd H: 16-36 44.4% Game: 53.2%
 3-Pt. FG% 1st H: 7-10 70.0% 2nd H: 6-16 37.5% Game: 50.0%
 F Throw % 1st H: 3- 7 42.9% 2nd H: 6- 9 66.7% Game: 56.3%

St. John's 63

Player	min	FG	3FG	FT	Reb	Ast	TO	BL	ST	PF	TP
Polee II	4	0-1	0-1	0-0	1	0	2	0	0	1	0
Brownlee	34	5-9	1-2	0-0	5	1	4	1	0	4	11
Kennedy	22	2-7	0-1	2-2	3	3	2	0	2	2	6
Hardy	25	2-9	1-2	2-2	3	2	0	0	0	7	7
Horne	32	5-6	0-1	3-4	4	0	6	1	2	4	13
Boothe	22	1-3	0-0	2-2	2	0	3	0	0	1	4
Evans	11	2-4	0-0	2-2	2	0	2	0	0	0	6
Coker	4	0-2	0-0	0-0	0	0	0	0	0	1	0
Burrill	25	2-3	0-0	0-0	7	3	3	0	0	1	4
Stith	21	3-5	0-0	6-6	1	1	1	0	1	2	12
Team					2						
Totals	200	22-49	2-7	17-18	31	8	25	2	5	16	63

Total FG% 1st H: 11-24 45.8% 2nd H: 11-25 44.0% Game: 44.9%
 3-Pt. FG% 1st H: 2- 5 40.0% 2nd H: 0- 2 0.0% Game: 28.6%
 F Throw % 1st H: 7- 8 87.5% 2nd H: 10-10 100% Game: 94.4%

Score by Periods

1st	2nd	Total	Attendance:
St. John's	31	32	21,638
Louisville	44	44	Ties: 2
			Lead Changes: 1

Providence 72, Louisville 67 Jan. 22, 2011 -- Providence, R.I. (Dunkin Donuts Cntr)

Louisville 67

Player	min	FG	3FG	FT	Reb	Ast	TO	BL	ST	PF	TP
Jennings	17	3-6	0-0	2-3	2	1	2	1	2	2	8
Van Treese	27	5-5	0-0	0-0	6	0	2	0	0	3	10
Knowles	21	1-8	0-4	0-0	1	0	1	0	2	5	2
Siva	22	2-3	0-1	1-2	2	3	3	0	0	3	5
C. Smith	38	7-13	2-5	3-3	7	3	2	0	2	2	19
Dieng	23	3-5	0-0	2-3	6	2	5	2	1	4	8
Kuric	13	0-4	0-4	5-6	3	3	1	0	1	3	5
Henderson	0+	1-1	0-0	0-0	1	0	0	0	0	0	2
Justice	17	2-4	2-4	0-0	1	0	1	0	0	1	6
R. Smith	1	0-0	0-0	0-0	0	0	0	0	0	0	0
Marra	21	1-7	0-5	0-0	2	5	1	0	1	0	2
Team					1						
Totals	200	25-56	4-23	13-17	34	17	18	3	9	23	67

Total FG% 1st H: 17-32 53.1% 2nd H: 8-24 33.3% Game: 44.6%
 3-Pt. FG% 1st H: 4-11 36.4% 2nd H: 0-12 0.0% Game: 17.4%
 F Throw % 1st H: 5- 7 71.4% 2nd H: 8-10 80.0% Game: 76.5%

Providence 72

Player	min	FG	3FG	FT	Reb	Ast	TO	BL	ST	PF	TP
Brooks	39	7-14	4-7	9-13	3	0	3	0	1	0	27
Batts	32	3-6	1-2	1-2	5	0	0	0	3	3	8
Dixon	15	0-0	0-0	0-0	2	0	0	0	0	1	0
Coleman	38	7-12	0-1	5-7	3	3	1	0	2	2	19
Council	38	5-13	1-4	1-2	3	3	4	0	4	3	12
Mondy	26	1-4	1-4	0-0	2	3	2	0	1	4	3
Evans	6	1-1	1-1	0-0	0	1	0	0	0	1	3
Giplay	3	0-1	0-0	0-0	2	0	0	0	1	1	0
Cotton	2	0-1	0-1	0-0	0	0	0	0	0	0	0
Hall	1	0-0	0-0	0-0	0	0	1	0	0	1	0
Team					6		1				
Totals	200	24-52	8-20	16-24	26	10	12	0	12	16	72

Total FG% 1st H: 14-31 45.2% 2nd H: 10-21 47.6% Game: 46.2%
 3-Pt. FG% 1st H: 4- 9 44.4% 2nd H: 4-11 36.4% Game: 40.0%
 F Throw % 1st H: 7-10 70.0% 2nd H: 9-14 64.3% Game: 66.7%

Score by Periods

1st	2nd	Total	Attendance:
Louisville	43	24	12,051
Providence	39	33	Ties: 10
			Lead Changes: 8

Louisville 55, West Virginia 54 Jan. 26, 2011 -- KFC Yum! Center

Louisville 55

Player	min	FG	3FG	FT	Reb	Ast	TO	BL	ST	PF	TP
C. Smith	33	6-10	2-4	1-2	6	2	2	0	2	3	15
Van Treese	23	1-2	0-0	0-0	4	0	3	0	1	3	2
Dieng	14	1-3	0-0	0-0	3	1	1	0	0	1	2
Knowles	34	3-16	3-12	1-2	2	5	2	0	1	1	10
Siva	26	5-5	2-2	2-4	3	3	2	0	2	4	14
Goode	5	1-1	0-0	0-0	0	0	0	0	0	1	2
Kuric	17	0-1	0-0	0-0	2	1	0	0	0	0	0
Justice	5	1-2	0-0	0-0	0	1	0	0	2	0	2
Jennings	26	2-7	0-0	1-2	9	0	0	0	1	3	5
R. Smith	9	1-7	1-4	0-0	2	0	1	0	1	1	3
Marra	8	0-2	0-2	0-0	0	0	1	0	0	1	0
Team					4		2				
Totals	200	21-56	8-24	5-10	35	13	14	0	10	18	55

Total FG% 1st H: 10-25 40.0% 2nd H: 11-31 35.5% Game: 37.5%
 3-Pt. FG% 1st H: 2- 9 22.2% 2nd H: 6-15 40.0% Game: 33.3%
 F Throw % 1st H: 4- 8 50.0% 2nd H: 1- 2 50.0% Game: 50.0%

West Virginia 54

Player	min	FG	3FG	FT	Reb	Ast	TO	BL	ST	PF	TP
--------	-----	----	-----	----	-----	-----	----	----	----	----	----

2010-11 Box Scores

Louisville 61, DePaul 57 Feb. 5, 2011 -- KFC Yum! Center

Louisville 61												
Player	min	FG	3FG	FT	Reb	Ast	TO	BL	ST	PF	TP	
C. Smith	25	3-6	2-4	2-2	2	1	2	0	1	0	10	
Van Treese	28	3-3	0-0	0-0	6	2	0	0	0	1	6	
Jennings	37	5-8	0-0	0-3	8	2	2	4	0	2	10	
Siva	35	0-8	0-5	6-8	3	10	1	0	1	1	6	
Marra	33	2-10	2-8	0-0	8	2	3	1	2	2	6	
Goode	2	0-0	0-0	0-0	0	0	0	0	0	1	0	
Kuric	32	6-9	3-5	4-5	4	0	0	0	0	1	0	19
Henderson	3	0-1	0-1	0-0	0	0	0	0	0	0	0	
Justice	3	1-2	0-0	0-0	0	0	0	0	0	1	2	
R. Smith	2	1-1	0-0	0-0	1	0	3	0	1	2	2	
Team					2	1						
Totals	200	21-48	7-23	12-18	34	17	12	5	6	10	61	
Total FG%	1st H:	12-27	44.4%	2nd H:	9-21	42.9%	Game:	43.8%				
3-Pt. FG%	1st H:	4-14	28.6%	2nd H:	3- 9	33.3%	Game:	30.4%				
F Throw %	1st H:	6- 6	100%	2nd H:	6-12	50.0%	Game:	66.7%				

DePaul 57												
Player	min	FG	3FG	FT	Reb	Ast	TO	BL	ST	PF	TP	
Melvin	24	6-10	0-0	0-0	4	0	1	0	0	1	12	
Faber	31	303	0-0	0-0	6	1	1	0	1	4	6	
Kelly	34	3-11	2-9	0-0	4	4	3	0	1	2	8	
Young	31	5-14	2-7	3-3	2	4	2	0	2	1	15	
Drew	27	2-5	2-4	0-0	2	1	1	0	1	3	6	
Bizoukas	14	0-0	0-0	0-0	1	4	0	0	0	2	0	
Morgan	19	3-6	2-4	0-0	3	1	1	0	1	2	8	
Freeland	20	1-3	0-0	1-1	2	0	1	0	0	2	2	
McGhee	0+	0-0	0-0	0-0	0	0	1	0	0	0	0	
Team					1	1						
Totals	200	23-52	8-24	3-4	25	15	12	0	6	17	57	
Total FG%	1st H:	14-28	50.0%	2nd H:	9-24	42.9%	Game:	44.2%				
3-Pt. FG%	1st H:	5-12	41.7%	2nd H:	3- 9	33.3%	Game:	33.3%				
F Throw %	1st H:	1- 2	50.0%	2nd H:	2- 2	100%	Game:	75.0%				

Score by Periods	1st	2nd	Total	Attendance:
DePaul	34	23	57	21,704
Louisville	34	27	61	Ties: 7
				Lead Changes: 9

Notre Dame 89, Louisville 79 (OT) Feb. 9, 2011 -- South Bend, Ind. (Purcell Pavilion)

Louisville 79												
Player	min	FG	3FG	FT	Reb	Ast	TO	BL	ST	PF	TP	
Jennings	35	7-11	0-0	0-2	7	1	1	1	0	5	14	
Knowles	34	5-17	3-7	0-0	1	3	2	0	2	4	13	
Siva	38	4-9	1-3	0-1	2	7	4	0	0	3	9	
C. Smith	42	3-8	0-3	2-2	3	5	1	0	1	1	8	
Kuric	43	9-14	4-7	6-6	6	1	1	0	1	4	28	
Goode	8	1-2	0-0	0-0	3	0	0	1	0	0	2	
Justice	7	1-2	0-0	0-0	3	1	0	0	0	1	2	
Marra	16	1-1	1-1	0-0	3	1	0	0	0	1	3	
Van Treese	2	0-0	0-0	0-0	1	0	0	0	0	0	0	
Team					1	1						
Totals	200	31-64	9-21	8-11	30	19	10	2	4	19	79	
Total FG%	1st H:	18-32	56.3%	2nd H:	11-24	45.8%	Game:	48.4%				
OT:		2-8	25.0%									
3-Pt. FG%	1st H:	5-10	50.0%	2nd H:	3-9	33.4%	Game:	42.9%				
OT:		1-2	50.0%									
F Throw %	1st H:	3-4	75.0%	2nd H:	5-7	71.4%	Game:	72.7%				
OT:		0-0	0.0%									

Notre Dame 89												
Player	min	FG	3FG	FT	Reb	Ast	TO	BL	ST	PF	TP	
Nash	28	2-6	0-0	3-6	6	1	1	0	0	2	7	
Abromaitis	44	6-13	2-4	9-9	8	1	0	1	1	1	23	
Scott	34	5-11	1-2	5-7	8	1	0	2	1	2	16	
Martin	39	2-8	1-3	1-2	6	4	2	0	1	1	6	
Hansbrough	41	9-17	5-10	2-4	6	2	4	0	1	4	25	
Atkins	26	1-3	0-1	0-0	1	6	0	0	2	0	2	
Cooley	13	5-5	0-0	0-0	3	0	0	0	0	2	10	
Team					4							
Totals	200	30-63	9-20	20-28	42	16	7	3	6	12	89	
Total FG%	1st H:	14-34	41.2%	2nd H:	11-22	50.0%	Game:	47.6%				
OT:		5-7	71.4									
3-Pt. FG%	1st H:	7-14	50.0%	2nd H:	1-4	25.0%	Game:	45.0%				
OT:		1-2	50.0%									
F Throw %	1st H:	5-8	62.5%	2nd H:	11-15	73.3%	Game:	71.4%				
OT:		4-5	80.0%									

Score by Periods	1st	2nd	OT	Total	Attendance:
Notre Dame	40	34	15	89	8,659
Louisville	44	30	5	79	Ties: 13
					Lead Changes: 10

Louisville 73, Syracuse 69 Feb. 12, 2011 -- KFC Yum! Center

Louisville 73												
Player	min	FG	3FG	FT	Reb	Ast	TO	BL	ST	PF	TP	
Buckles	14	0-3	0-0	0-0	7	1	5	0	0	2	0	
Kuric	36	9-15	5-7	0-0	5	4	0	0	1	3	23	
Jennings	34	5-9	0-0	3-3	7	0	0	1	4	3	13	
Knowles	39	7-14	7-12	1-2	2	4	1	0	4	2	22	
Siva	36	3-10	0-2	2-4	3	6	2	0	3	1	8	
Goode	6	1-4	0-0	0-0	0	0	1	0	0	2	2	
C. Smith	24	1-5	1-5	2-2	6	4	1	0	0	1	5	
Justice	4	0-0	0-0	0-0	0	0	0	0	0	0	0	
Marra	7	0-1	0-1	0-0	0	1	0	0	0	1	0	
Team					1							
Totals	200	26-61	13-37	8-11	31	20	10	1	12	15	73	
Total FG%	1st H:	14-32	43.8%	2nd H:	12-29	41.4%	Game:	42.6%				
3-Pt. FG%	1st H:	9-17	52.9%	2nd H:	4-10	40.0%	Game:	48.1%				
F Throw %	1st H:	3- 4	75.0%	2nd H:	5- 7	71.4%	Game:	72.7%				

Syracuse 69												
Player	min	FG	3FG	FT	Reb	Ast	TO	BL	ST	PF	TP	
Jackson	34	3-4	0-0	1-2	7	2	3	1	0	3	7	
Joseph	30	2-5	1-3	4-6	4	1	3	0	1	0	9	
Keita	15	0-1	0-0	1-3	7	1	2	0	0	1	1	
Jardine	35	8-15	4-8	0-0	2	4	2	0	0	1	20	
Triche	35	7-13	4-9	3-3	3	3	0	0	1	3	21	
Walters	10	0-1	0-0	0-0	0	0	3	0	0	1	0	
Fair	33	4-6	0-0	3-5	7	1	2	1	2	3	11	
Southerland	8	0-2	0-0	0-0	3	0	0	1	1	1	0	
Team					1							
Totals	200	24-47	9-20	12-19	34	12	15	3	5	13	69	
Total FG%	1st H:	10-20	50.0%	2nd H:	14-27	51.9%	Game:	51.1%				
3-Pt. FG%	1st H:	2- 6	33.3%	2nd H:	7-14	50.0%	Game:	45.0%				
F Throw %	1st H:	8-10	80.0%	2nd H:	4- 9	44.4%	Game:	63.2%				

Score by Periods	1st	2nd	Total	Attendance:
Syracuse	30	39	69	22,755
Louisville	40	33	73	Ties: 3
				Lead Changes: 9

Cincinnati 63, Louisville 54 Feb. 16, 2011 -- Cincinnati, Ohio (Fifth Third Arena)

Louisville 54												
Player	min	FG	3FG	FT	Reb	Ast	TO	BL	ST	PF	TP	
Jennings	28	7-10	0-0	0-0	4	0	0	1	1	3	14	
Van Treese	5	1-2	0-0	0-0	1	0	0	0	0	1	2	
Knowles	31	4-10	1-3	0-0	3	4	2	0	1	4	9	
Siva	22	2-6	1-3	3-5	3	2	1	0	1	5	8	
Kuric	35	4-9	1-4	0-0	8	1	3	1	1	9	5	
Buckles	13	2-3	1-2	0-0	1	0	3	0	0	0	5	
Smith	26	2-4	0-1	0-0	3	1	1	0	0	2	4	
Dieng	12	0-0	0-0	1-2	2	0	0	3	0	1	1	
Justice	12	0-1	0-1	0-0	0	2	2	0	1	2	0	
Marra	16	1-4	0-3	0-0	1	1	2	1	1	1	2	
Team					2							
Totals	200	23-49	4-17	4-7	28	11	14	6	6	20	54	
Total FG%	1st H:	11-25	44.0%	2nd H:	12-24	50.0%	Game:	46.9%				
3-Pt. FG%	1st H:	1- 7	14.3%	2nd H:	3-10	30.0%	Game:	23.5%				
F Throw %	1st H:	1- 2										

2010-11 Box Scores

Louisville 62, Pittsburgh 59 (OT) Feb. 27, 2011 -- KFC Yum! Center

Louisville 62

Player	min	FG	3FG	FT	Reb	Ast	TO	BL	ST	PF	TP
Kuric	38	5-12	2-7	0-0	7	0	0	0	1	1	12
Van Treese	15	2-2	0-0	0-0	6	0	0	0	0	2	4
Jennings	30	1-7	0-0	1-2	6	0	1	1	0	0	3
Knowles	41	3-12	1-8	1-2	5	7	2	0	1	4	8
Siva	39	4-9	0-1	6-6	2	3	4	0	1	2	14
Buckles	3	0-2	0-1	0-0	2	0	0	0	0	1	0
C. Smith	17	2-7	2-5	0-0	0	3	1	0	2	3	6
Dieng	16	2-4	0-0	0-0	6	2	0	1	1	2	4
Marra	26	3-9	3-8	2-3	3	3	1	0	1	2	11
Team					2					1	
Totals	200	22-64	8-30	10-13	38	18	9	2	7	18	62

Total FG%	1st H:	11-30	36.7%	2nd H:	9-29	31.0%	Game:	34.4%
OT:	2-	5	40.0%					
3-Pt. FG%	1st H:	5-15	33.3%	2nd H:	2-12	16.7%	Game:	26.7%
OT:	1-	3	33.3%					
F Throw %	1st H:	4-5	80.0%	2nd H:	5-6	83.3%	Game:	76.9%
OT:	1-	2	50%					

Pittsburgh 59

Player	min	FG	3FG	FT	Reb	Ast	TO	BL	ST	PF	TP
Brown	41	8-15	2-4	2-5	5	2	1	0	1	3	20
Robinson	20	1-7	0-0	1-2	2	1	5	0	0	2	3
McGhee	31	1-1	0-0	1-2	9	0	1	2	0	2	3
Gibbs	40	3-11	2-6	6-7	1	0	1	0	0	2	14
Wanamaker	41	6-12	0-3	1-2	12	6	4	2	3	3	13
Woodall	26	2-5	0-1	0-2	3	2	3	0	0	3	4
Taylor	14	1-1	0-0	0-0	4	0	0	1	1	2	2
Patterson	11	0-1	0-0	0-2	1	1	0	0	0	0	0
Richardson	1	0-0	0-0	0-0	0	0	0	0	0	0	0
Team					2		1				
Totals	200	22-53	4-14	11-20	39	12	16	5	5	17	59

Total FG%	1st H:	8-25	32.0%	2nd H:	14-25	56.0%	Game:	41.5%
OT:	0-	3	0.0%					
3-Pt. FG%	1st H:	1-8	12.5%	2nd H:	3-5	60.0%	Game:	28.6%
OT:	0-	1	0.0%					
F Throw %	1st H:	5-9	55.6%	2nd H:	3-7	42.9%	Game:	76.9%
OT:	3-	4	75.0%					

Score by Periods	1st	2nd	OT	Total	Attendance:	22,758
Pittsburgh	22	34	3	59	Ties:	3
Louisville	31	25	6	62	Lead Changes:	4

Louisville 87, Providence 60 March 2, 2011 -- KFC Yum! Center

Louisville 87

Player	min	FG	3FG	FT	Reb	Ast	TO	BL	ST	PF	TP
Kuric	29	11-18	2-7	1-1	9	2	3	0	3	3	25
Marra	26	1-7	0-5	0-0	2	2	2	1	1	3	2
Goode	9	2-5	0-0	0-0	2	0	1	1	0	0	4
Knowles	34	7-15	3-8	3-5	10	5	1	0	1	1	20
Siva	26	2-4	1-1	0-0	6	7	1	0	3	4	5
C. Smith	26	5-14	1-4	1-2	6	4	0	0	1	0	12
Dieng	11	2-2	0-0	1-2	1	0	1	2	0	0	5
Henderson	4	1-2	0-1	0-0	0	0	0	0	0	3	2
Justice	3	0-0	0-0	0-0	1	0	0	0	0	0	0
Jennings	20	4-9	0-0	0-0	6	0	0	3	0	0	8
Van Treese	12	2-3	0-0	0-0	4	1	0	1	0	0	4
Team					0						
Totals	200	37-79	7-26	6-10	47	21	9	8	9	14	87

Total FG%	1st H:	19-39	48.7%	2nd H:	18-40	45.0%	Game:	46.8%
3-Pt. FG%	1st H:	3-13	23.1%	2nd H:	4-13	30.8%	Game:	26.9%
F Throw %	1st H:	4-7	57.1%	2nd H:	2-3	66.7%	Game:	60.0%

Providence 60

Player	min	FG	3FG	FT	Reb	Ast	TO	BL	ST	PF	TP
Brooks	38	3-13	0-1	6-8	6	7	6	0	1	2	12
Batts	24	1-10	0-2	0-0	10	0	1	0	0	4	2
Dixon	18	3-6	0-0	0-0	10	0	2	0	0	1	6
Coleman	36	4-11	0-0	0-0	7	0	3	1	0	0	8
Council	39	8-17	2-6	2-4	4	0	6	0	0	2	20
Evans	14	1-3	1-3	0-0	4	0	0	0	2	1	3
Cotton	28	3-10	1-5	0-0	1	0	0	0	0	1	7
Hall	3	1-3	0-0	0-0	1	0	0	0	0	0	2
Team					3					1	
Totals	200	24-73	4-17	8-10	46	7	18	1	3	12	60

Total FG%	1st H:	13-37	35.1%	2nd H:	11-36	30.6%	Game:	32.9%
3-Pt. FG%	1st H:	2-9	22.2%	2nd H:	2-8	25.0%	Game:	23.5%
F Throw %	1st H:	7-7	100%	2nd H:	1-3	33.3%	Game:	80.0%

Score by Periods	1st	2nd	Total	Attendance:	22,724
Providence	35	25	60	Ties:	2
Louisville	45	42	87	Lead Changes:	4

West Virginia 72, Louisville 70 March 5, 2011 -- Morgantown, W.Va. (WVU Coliseum)

Louisville 70

Player	min	FG	3FG	FT	Reb	Ast	TO	BL	ST	PF	TP
Jennings	23	2-3	0-0	4-5	4	0	2	1	0	3	8
Knowles	35	5-16	2-8	3-4	3	3	2	0	2	3	15
Siva	27	0-3	0-1	2-4	4	6	4	0	1	4	2
C. Smith	33	3-8	1-2	7-8	2	2	0	0	2	1	14
Kuric	37	7-9	5-6	2-3	2	0	1	0	2	3	21
Goode	8	0-2	0-0	0-0	0	0	0	0	1	0	0
Dieng	9	2-2	0-0	0-2	1	0	0	0	2	4	4
Justice	5	0-1	0-0	1-2	0	1	1	0	0	1	1
Marra	9	0-3	0-3	2-2	1	2	1	0	1	2	2
Van Treese	14	1-1	0-0	1-2	3	0	0	0	1	4	3
Team					5						
Totals	200	20-48	8-20	22-32	25	14	10	1	12	25	70

Total FG%	1st H:	8-24	33.3%	2nd H:	12-24	50.0%	Game:	41.7%
3-Pt. FG%	1st H:	3-9	33.3%	2nd H:	5-11	45.4%	Game:	40.0%
F Throw %	1st H:	11-18	61.1%	2nd H:	11-14	78.6%	Game:	68.8%

West Virginia 72

Player	min	FG	3FG	FT	Reb	Ast	TO	BL	ST	PF	TP
Thoroughman	24	1-1	0-0	6-6	6	1	1	0	1	5	8
Jones	39	11-21	0-4	3-3	16	0	1	0	0	1	25
Flowers	39	3-11	1-5	5-5	12	1	3	6	1	1	12
Mazzulla	35	0-4	0-1	5-8	5	5	5	0	2	5	5
Bryant	28	3-10	1-5	3-3	3	4	3	0	0	0	10
Mitchell	16	3-8	2-5	2-2	4	0	1	0	1	1	10
West	4	0-2	0-0	2-2	0	1	0	0	0	2	2
Kilici	9	0-2	0-0	0-0	1	0	2	0	0	3	0
Pepper	6	0-3	0-2	0-0	1	0	0	0	0	1	0
Team					1					1	
Totals	200	21-62	4-24	26-29	49	12	16	6	5	20	72

Total FG%	1st H:	10-32	31.3%	2nd H:	11-30	36.7%	Game:	33.9%
3-Pt. FG%	1st H:	0-12	0.0%	2nd H:	4-12	33.3%	Game:	16.7%
F Throw %	1st H:	12-13	92.3%	2nd H:	14-16	87.5%	Game:	89.7%

Score by Periods	1st	2nd	Total	Attendance:	15,032
West Virginia	32	40	72	Ties:	12
Louisville	30	40	70	Lead Changes:	11

Louisville 81, Marquette 56 March 10, 2011 -- New York (Madison Square Garden) BIG EAST Conference Championship Quarterfinals

Louisville 81

Player	min	FG	3FG	FT	Reb	Ast	TO	BL	ST	PF	TP
Jennings	17	5-9	0-0	2-2	3	0	2	2	0	4	12
Knowles	31	5-10	3-5	2-3	8	7	1	0	1	2	15
Siva	27	3-9	0-3	2-4	4	9	2	0	0	3	8
C. Smith	29	2-6	1-2	0-0	11	4	4	0	3	2	5
Kuric	37	4-11	3-10	0-0	7	0	1	1	0	2	11
Goode	8	2-3	0-0	0-0	1	0	0	0	0	2	4
Dieng	11	2-3	0-0	0-0	2	0	0	1	1	3	4
Henderson	1	0-0	0-0	0-0	0	0	0	0	0	0	0
Justice	4	0-1	0-1	0-0	0	1	0	0	0	1	0
R. Smith	1	0-1	0-0	0-0	0	0	0	0	0	0	0
Marra	24	7-11	6-10	2-2	2	3	0	2	1	2	22
Van Treese	10	0-0	0-0	0-1	5						

2010-11 Box Scores

Morehead State 62, Louisville 61
March 17, 2011 -- Denver, Colo. (Pepsi Center)
NCAA Southwest Region Second Round

Louisville 61

Player	min	FG	3FG	FT	Reb	Ast	TO	BL	ST	PF	TP
C. Smith	28	6-8	3-4	2-4	6	4	2	0	1	2	17
Kuric	38	3-7	2-3	1-4	6	2	0	0	2	1	9
Jennings	25	4-6	0-0	0-0	4	0	1	4	3	2	8
Knowles	23	3-10	3-9	0-0	2	5	5	0	3	2	9
Siva	25	1-6	0-2	1-1	3	3	5	1	0	4	3
Dieng	12	3-3	0-0	0-2	2	0	0	2	0	3	6
Justice	23	2-3	2-3	1-3	3	0	1	0	3	3	7
Marra	23	0-5	0-4	2-2	1	0	2	0	1	1	2
Van Treese	3	0-0	0-0	0-0	0	0	0	0	1	0	0
Team					2						
Totals	200	22-48	10-25	7-16	29	14	16	7	14	18	61

Total FG% 1st H: 12-28 42.9% 2nd H: 10-20 50.0% Game: 45.8%
 3-Pt. FG% 1st H: 6-16 37.5% 2nd H: 4- 9 44.4% Game: 40.0%
 F Throw % 1st H: 3- 7 43.0% 2nd H: 4- 9 44.4% Game: 43.8%

Morehead State 62

Player	min	FG	3FG	FT	Reb	Ast	TO	BL	ST	PF	TP
Kelly	14	1-1	0-0	0-0	0	0	1	0	2	2	2
Faried	37	4-17	0-0	4-6	17	1	2	1	2	3	12
Hill	34	6-9	5-6	6-8	8	1	4	0	3	1	23
Proffitt	34	5-9	3-6	0-0	2	1	3	0	1	1	13
Harper	35	3-10	1-6	1-2	2	3	5	0	2	3	8
Austin	20	0-3	0-1	0-1	1	2	1	0	0	0	0
Goodman	26	2-8	0-0	0-1	3	3	1	0	2	3	4
Team					8						
Totals	200	21-57	9-19	11-18	41	11	18	1	12	13	62

Total FG% 1st H: 12-33 36.4% 2nd H: 9-24 37.5% Game: 36.8%
 3-Pt. FG% 1st H: 3- 6 50.0% 2nd H: 6-13 46.2% Game: 47.4%
 FThrow % 1st H: 6-10 60.0% 2nd H: 5- 8 62.5% Game: 61.1%

Score by Periods

	1st	2nd	Total	Attendance:
Morehead State	33	29	62	18,499
Louisville	33	28	61	Ties: 4
				Lead Changes: 8

Specialty Stats Game-by-Game (UL/Opp)

Opponent	Date	Paint	Off TO	2nd Chnc	Fast Brk	Bench
Butler	11/16/10	36/22	14/10	13/6	6/0	36/16
Jackson State	11/20/10	32/12	18/18	8/8	16/2	9/11
Chattanooga	11/22/10	38/24	28/12	21/10	16/4	44/18
Marshall	11/27/10	40/32	20/17	21/22	10/4	30/5
FIU	12/1/10	40/20	30/12	21/14	8/0	52/29
South Alabama	12/4/10	52/14	15/4	19/9	10/4	30/15
San Francisco	12/8/10	20/24	21/0	15/4	6/2	18/8
UNLV	12/11/10	20/22	20/13	10/5	7/6	42/26
Drexel	12/14/10	16/16	17/7	2/11	2/2	15/14
Gardner-Webb	12/18/10	34/14	19/12	10/6	12/0	32/19
at Western Ky.	12/22/10	46/42	22/20	15/14	20/8	34/34
Morgan State	12/27/10	30/34	37/20	19/15	18/8	31/16
Kentucky	12/31/10	26/36	15/23	9/18	6/4	9/9
Seton Hall	1/5/11	36/20	18/20	9/11	10/4	29/5
at USF	1/9/11	32/28	23/10	10/17	6/2	34/42
at Villanova	1/12/11	24/42	24/16	9/17	21/19	9/8
Marquette	1/15/11	30/28	11/14	8/12	7/4	24/13
St. John's	1/19/11	30/38	30/16	11/12	16/12	32/26
at Providence	1/22/11	38/22	17/20	9/6	14/14	23/6
West Virginia	1/29/11	20/26	12/20	9/19	6/2	12/12
at Connecticut	1/29/11	36/38	13/12	10/21	18/6	23/26
at Georgetown	1/31/11	22/30	10/17	20/5	4/6	9/10
DePaul	2/5/11	28/24	19/7	14/8	2/8	23/10
at Notre Dame	2/9/11	40/38	7/12	9/19	8/2	7/12
Syracuse	2/12/11	22/26	14/11	13/12	4/2	7/11
at Cincinnati	2/16/11	18/24	11/18	6/4	6/8	12/31
Connecticut	2/18/11	34/18	18/4	18/12	10/2	35/25
at Rutgers	2/22/11	8/20	14/4	10/6	3/9	16/9
Pittsburgh	2/27/11	22/24	16/12	5/9	8/10	21/6
Providence	3/2/11	54/34	25/6	27/11	12/4	31/12
at West Virginia	3/5/11	20/16	18/10	4/22	8/2	10/12
Marquette	3/10/11	29/18	9/7	6/15	16/4	30/23
Notre Dame	3/11/11	34/30	11/10	21/13	12/4	11/4
Connecticut	3/12/11	28/34	15/19	15/17	8/4	10/15
Morehead State	3/17/11	22/22	14/20	8/19	4/8	15/4



University of Louisville
LOUISVILLE Extended Season Box Score (as of Mar 21, 2011)
All games



RECORD:	OVERALL	HOME	AWAY	NEUTRAL
ALL GAMES	25-10	19-2	4-6	2-2
CONFERENCE	12-6	9-0	3-6	0-0
NON-CONFERENCE	13-4	10-2	1-0	2-2

#	Player	gp-gs	min	avg	Total		3-Point		F-Throw		Rebounds		avg	pf	dq	a	a/g	to	to/g	a/to	blk	blk/g	stl	stl/g	pts	avg	
					fg	fga	fg%	3fg	3fga	3fg%	ft	fta															ft%
02	KNOWLES, Preston	34-33	1023	30.1	169-446	.379	100-261	.383	59-73	.808	22	111	133	3.9	91	3	106	3.12	69	2.03	1.54	8	0.24	63	1.85	497	14.6
14	KURIC, Kyle	33-19	928	28.1	130-253	.514	70-156	.449	25-33	.758	45	84	129	3.9	56	0	40	1.21	26	0.79	1.54	7	0.21	29	0.88	355	10.8
03	SIVA, Peyton	35-35	975	27.9	114-256	.445	25-92	.272	94-138	.681	12	97	109	3.1	96	4	182	5.20	101	2.89	1.80	6	0.17	69	1.97	347	9.9
23	JENNINGS, Terrence	34-23	794	23.4	129-242	.533	0-0	.000	69-105	.657	83	93	176	5.2	91	2	23	0.68	36	1.06	0.64	65	1.91	24	0.71	327	9.6
05	SMITH, Chris	35-20	909	26.0	116-253	.458	38-94	.404	58-85	.682	54	107	161	4.6	50	0	88	2.51	58	1.66	1.52	3	0.09	32	0.91	328	9.4
04	BUCKLES, Rakeem	16-10	301	18.8	39-81	.481	11-26	.423	19-31	.613	36	62	98	6.1	38	0	24	1.50	36	2.25	0.67	4	0.25	13	0.81	108	6.8
33	MARRA, Mike	31-11	635	20.5	63-199	.317	45-161	.280	26-33	.788	16	50	66	2.1	43	0	61	1.97	38	1.23	1.61	10	0.32	28	0.90	197	6.4
10	DIENG, Gorgui	29-10	451	15.6	68-110	.618	0-1	.000	28-52	.538	53	75	128	4.4	63	3	19	0.66	27	0.93	0.70	56	1.93	13	0.45	164	5.7
44	VAN TREESE, Stephan	33-12	440	13.3	44-63	.698	0-0	.000	9-29	.310	55	62	117	3.5	50	0	9	0.27	21	0.64	0.43	5	0.15	21	0.64	97	2.9
00	GOODE, George	27-2	216	8.0	35-74	.473	2-6	.333	5-7	.714	16	23	39	1.4	27	0	3	0.11	10	0.37	0.30	10	0.37	7	0.26	77	2.9
22	JUSTICE, Elisha	29-0	294	10.1	21-58	.362	9-31	.290	20-34	.588	4	26	30	1.0	36	0	33	1.14	14	0.48	2.36	0	0.00	11	0.38	71	2.4
24	SMITH, Russ	17-0	96	5.6	14-41	.341	7-17	.412	3-5	.600	1	6	7	0.4	17	0	14	0.82	13	0.76	1.08	1	0.06	13	0.76	38	2.2
15	HENDERSON, Tim	18-0	63	3.5	7-21	.333	2-9	.222	1-2	.500	3	8	11	0.6	12	0	6	0.33	3	0.17	2.00	0	0.00	4	0.22	17	0.9
Total.....		35	7125	949-2097	.453	309-854	.362	416-627	.663	434	838	1272	36.3	671	12	608	17.37	459	13.11	1.32	175	5.00	327	9.34	2623	74.9	
Opponents.....		35	7125	762-1935	.394	199-639	.311	536-770	.696	455	813	1268	36.2	597	-	395	11.29	564	16.11	0.70	92	2.63	237	6.77	2259	64.5	

Score by Periods

	1st	2nd	OT	OT2	Totals
LOUISVILLE	1262	1319	32	10	2623
Opponents	1089	1128	33	9	2259