

## 2011-12 Schedule/Results

Date	Opponent	TV	Result
<b>November</b>			
Fri. 11	TENNESSEE MARTIN * ....	WHAS	W 83-48
Sun. 13	LAMAR * .....	WHAS	W 68-48
Sat. 19	at Butler .....	ESPN3	W 69-53
Tues. 22	ARKANSAS STATE * .....	WHAS	W 54-27
Fri. 25	OHIO UNIVERSITY * .....	WHAS	W 59-54
Mon. 28	LONG BEACH STATE .....	ESPNU	W 79-66
<b>December</b>			
Fri. 2	#20/19 VANDERBILT + .....	ESPN	W 62-60/ot
Wed. 7	IUPUI .....	WHAS	W 90-60
Sat. 10	FAIRLEIGH DICKINSON ...	WHAS	W 80-58
Sat. 17	MEMPHIS < .....	CBS	W 95-87
Tues. 20	COL. OF CHARLESTON ...	ESPNU	W 69-62
Fri. 23	WESTERN KENTUCKY ^ ...	ESPN2	W 70-60
Wed. 28	#12/12 GEORGETOWN ....	ESPN2	L 68-71
Sat. 31	at #3/3 Kentucky .....	CBS	L 62-69
<b>January</b>			
Tues. 3	at St. John's .....	ESPNU	W 73-58
Sat. 7	NOTRE DAME .....	ESPN	L 65-67/2ot
Tues. 10	at Providence .....	ESPN2	L 59-90
Sat. 14	DEPAUL .....	BEN/WHAS	W 76-59
Mon. 16	at #21/22 Marquette .....	ESPN	L 63-74
Sat. 21	at Pittsburgh .....	ESPN	W 73-62
Wed. 25	VILLANOVA .....	ESPN	W 84-74
Sat. 28	at Seton Hall .....	BEN/WHAS	W 60-51
<b>February</b>			
Sat. 4	RUTGERS .....	BEN/WHAS	W 78-66
Mon. 6	CONNECTICUT .....	ESPN	W 80-59
Sat. 11	at West Virginia .....	ESPN	W 77-74
Mon. 13	#2/2 SYRACUSE .....	ESPN	L 51-52
Sat. 18	at DePaul .....	BEN/WHAS	W 90-82/ot
Thur. 23	at Cincinnati .....	ESPN	L 56-60
Sun. 26	PITTSBURGH .....	CBS	W 57-54
Wed. 29	USF .....	BEN/WHAS	L 51-58
<b>March</b>			
Sat. 3	at #2/2 Syracuse .....	CBS	L 49-58
Wed. 7	Seton Hall ~ .....	ESPN	W 61-55
Thur. 8	#9/9 Marquette ~ .....	ESPN	W 84-71
Fri. 9	#23/23 Notre Dame ~ .....	ESPN	W 64-50
Sat. 10	Cincinnati ~ .....	ESPN	W 50-44
Thur. 15	Davidson > .....	TBS	W 69-62
Sat. 17	#21/22 New Mexico > .....	TBS	W 59-56
Thur. 22	#5/4 Michigan State = .....	TBS	W 57-44
Sat. 24	#25/21 Florida = .....	CBS	W 72-68

\* Global Sports Invitational (Louisville, Ky.)  
 + BIG EAST/SEC Challenge (Louisville, Ky.)  
 < Basketball Hall of Fame Shootout (Louisville, Ky.)  
 ^ Billy Minardi Classic (Louisville, Ky.)  
 ~ BIG EAST Championship (New York, N.Y.)  
 > NCAA Championship Second/Third Rounds (Portland, Ore.)  
 = NCAA Championship West Region (Phoenix, Ariz.)



# LOUISVILLE BASKETBALL

Sports Information ♦ University of Louisville ♦ Louisville, KY 40292 ♦ www.UofLSports.com  
 Phone: (502) 852-6581 ♦ Fax: (502) 852-7401 ♦ email: kenny.klein@louisville.edu

## Louisville Cardinals Basketball Information

### Team Information

2011-12 Overall Record	30-9
BIG EAST Conference Record	10-8
BIG EAST Conference Finish	seventh
(BIG EAST Tournament Champions)	
UL National Ranking	17th AP, 18th ESPN/USA Today
All-Time Record	1,662-863 (98 yrs.)
All-Time NCAA Tournament Record	64-39
(38 Appearances, Nine Final Fours, Two NCAA Championships - 1980, 1986)	

### General/Administration

Location	Louisville, Ky. 40292
Founded	1798
Enrollment	22,000
Nickname/Colors	Cardinals/Red and Black
Conference	BIG EAST
Home Court	KFC Yum! Center (22,000)
President	Dr. James Ramsey
Faculty Representative	Elaine Wise
Vice President for Athletics	Tom Jurich
Web Site Address	www.UofLSports.com



### Basketball Staff

Head Coach	Rick Pitino (UMass '74)
U of L Record	275-105 (11th yr.)
Overall Record	629-233 (27th yr.)
BIG EAST Record	98-56 (9 yrs.)
NCAA Tournament Record	42-15
(17 appearances, 6 Final Fours, 1 NCAA Title)	
Assoc. Coach:	Richard Pitino (Providence '05)
Asst. Coach:	Wyking Jones (Loyola-Mary. '95)
Asst. Coach:	Kevin Keatts (Marshall '11)
Dir. of BB Oper.:	Mark Lieberman (FIU '95)
Head Trainer	Fred Hina
Strength Coach	Ray Ganong
Equipment Manager	Vinny Tatum
Director of Video Operations	Matt Morris
Program Assistant	Andre McGee
Asst. Video Coordinator	Casey Stanley
Executive Asst. to Pitino	Jordan Sucher
Receptionist	Stephanie Davis
Team Doctors	Dr. Jon Becker, Dr. John Ellis, Dr. Chris Pitcock

### Important Phone Numbers

Sports Information Office	(502) 852-6581
Basketball Office	(502) 852-6651
Ticket Office	(502) 852-5151
Sports Information Contact	
Sr. Assoc. AD/Media Relations/SID	Kenny Klein
Office Phone	(502) 852-6581
Cell Phone	(502) 599-7865
Email Address	kenny.klein@louisville.edu
<b>U of L Team Headquarters in New Orleans:</b>	
Intercontinental	(504) 525-5566
444 St. Charles Ave., New Orleans, LA 70130	

## 2011-12 Louisville Cardinals (30-9 overall, 10-8 BIG EAST Conference)

### Probable Starters

No.	Name	Pos.	Ht.	Wt.	Yr.	Hometown (Previous School)	PPGRPG	Notes
14	Kyle Kuric	F	6-4	195	Sr.	Evansville, Ind. (Memorial HS)	12.7 4.2	168 career threes ranks ninth all-time at UL
24	Chane Behanan	F	6-6	250	Fr.	Cincinnati, Ohio (Bowling Green Ky. HS)	9.5 7.4	Grabbed 6 or more rebounds in 28 games
10	Gorgui Dieng	C	6-11	235	So.	Kebermer, Senegal (Huntington Prep)	9.2 9.0	Leads BIG EAST in blocks (3.2, 8th in NCAA)
3	Peyton Siva	G	6-0	180	Jr.	Seattle, Wash. (Franklin HS)	9.1 3.2	208 assists is 2nd all-time at UL (5.6 avg)
5	Chris Smith	G	6-2	195	Sr.	Millstone, N.J. (Manhattan College)	9.7 3.6	.398 3FG% is fifth in BIG EAST

### Reserves

1	Angel Nunez	F	6-7	190	Fr.	Washington Heights, N.Y. (Notre Dame Prep)	2.0 0.7	Has made 6 threes in his 12 games this year
2	Russ Smith	G	6-0	160	So.	Blairwood, N.Y. (South Kent School)	11.6 2.5	19th nationally in steals (2.2), third in league
12	Zach Price	C	6-10	235	Fr.	Louisville, Ky. (Jeffersontown HS)	0.6 0.8	19 appearances this season (11 of last 16 G)
15	Tim Henderson	G	6-2	185	So.	Louisville, Ky. (Christian Academy)	1.3 0.8	Has seen action in 11 games, scoring in six
21	Jared Swopshire	F	6-8	200	Jr.	St. Louis, Mo. (IMG Academy)	3.4 2.9	Top front line reserve, 12 reb. vs. Marquette
22	Elisha Justice	G	5-10	175	So.	Pikeville, Ky. (Shelby Valley HS)	1.0 0.4	4 games with 4 or more points
23	Kevin Ware	G	6-5	185	Fr.	Bronx, N.Y. (Rockdale County Ga. HS)	1.0 0.7	Joined team on Dec. 14, played in 20 games
25	Wayne Blackshear	F	6-5	220	Fr.	Chicago, Ill. (Morgan Park HS)	2.0 1.2	Recovered to play in 14 after shoulder injury

4 Rakeem Buckles and 33 Mike Marra are out for the season with knee injuries following surgeries. 44 Stephan Van Treese is out indefinitely with a knee injury.

■ **Cardinals Reach Ninth Final Four** -- Louisville has advanced to its ninth NCAA Final Four and its first since 2005. Only four coaches have coached more Final Four teams than Pitino's six, a feat matched by three others. Pitino is the first coach to lead three different teams to the Final Four. Louisville's NCAA Final Four teams: 1959, 1972, 1975, 1980, 1982, 1983, 1986, 2005, 2012. UofL advanced to its 1986 NCAA Championship by way of the West Region, reached its 2005 Final Four through the West, and have a collective 14-5 record in that region. The Cards have reached the Sweet 16 on 18 occasions and have advanced to the Elite Eight three of the last five seasons.

■ **30-9 Record for Cards** — Louisville has won as many as 30 games on only six occasions in school history. UofL last won as many as 30 games in 2008-09 when the Cardinals posted a 31-6 record and reached the NCAA Elite Eight. UofL was 25-10 last season with an NCAA Tournament appearance.

Before falling to Georgetown on Dec. 28, UofL's 12-0 record was its best start since the 1974-75 team began 13-0. The school record for victories to open a season is 13, achieved in 1960-61, 1966-67, and 1974-75.

■ **Cards Won BIG EAST Championship** — The Cardinals won the 2012 BIG EAST Tournament Championship for the second time in the last four years. After a first-round bye, the seventh-seeded Cardinals won four games in four days, beat a pair of top 25 ranked teams and prevailed 50-44 over Cincinnati in the championship game on Saturday at Madison Square Garden in New York. UofL had last won a conference tournament championship in 2009 when it won the BIG EAST and claimed the No. 1 overall seed in the NCAA Championship that season. The Cardinals have won 17 conference tournament titles (2 BIG EAST, 2 C-USA, 11 Metro, 2 KIAC).

It was the first time the Cardinals have won four games in four days in 64 years -- since UofL won four straight on March 10-13, 1948 to win the 1948 NAIB National Championship. UofL had won three games in three days on 13 previous occasions.

■ **Cards in New Orleans** — Louisville has played five previous neutral site games in New Orleans, producing a 2-3 record in those games. The Cardinals faced Georgetown in the 1982 NCAA Final Four in New Orleans, falling 46-50 in the national semifinals. Louisville participated in the Sugar Bowl tournament in 1961 and 1964, splitting its four games in the event. The Cardinals have also played host institution Tulane on 18 occasions in New Orleans, winning 14 of those games played in the Crescent City.

This is the third time UofL Coach Pitino has taken a team to New Orleans for the Final Four, each time with a different team. His 1987 Providence team fell to Syracuse in the national semifinals and his 1993 Kentucky squad lost to Michigan in the national semifinals.

■ **Magnificent March** — Over the past eight years (since 2005), Louisville has a collective 41-17 record during the month of March. UofL coach Rick Pitino has a 109-39 collegiate record in the month of March (.736), including a 52-24 mark at Louisville. Louisville has a 10-5 record in regular season games in March over the last eight years (since 2005). Add in another closing month of February and the Cardinals are 47-19 in those two months in the last eight years during the regular season (.712). UofL has won 34 of its last 44 games during the month of February dating back to the 2006-07 season (5-3 this year).

■ **Academic Performance at All-Time High** -- While the University of Louisville men's basketball team has performed well on the court, the Cardinals have excelled in the classroom as well. Grades for the 2011 UofL Fall Semester show 14 of the Cardinals' 17 players achieved a 3.0 or better grade point average, the most in its program history. The team produced a combined 3.16 GPA for the semester, the highest ever for the Cardinals. Ten players have an overall GPA of 3.0 or better. A total of 318 members of the Athletic Director's Honor Roll (3.0 GPA or better for semester) for all sports were honored at halftime of the Cards' Jan. 25 game against Villanova.

The academic achievement is not new to the Cardinals. UofL's men's basketball team earned the 2010-11 BIG EAST Conference Team Academic Excellence Award, which recognizes the highest collective grade-point averages in each of the conference's 26 sports. The men's basketball team has hovered around a collective 3.0 GPA for seven straight semesters.

#### U of L Most Victories

Year	Record	NCAA Postseason
1979-80	33-3	Champion
2004-05	33-5	Final Four
1982-83	32-4	Final Four
1985-86	32-7	Champion
2008-09	31-6	Elite Eight
<b>2011-12</b>	<b>30-9</b>	<b>in progress</b>
1947-48	29-6	NAIB Natl. Champ
1974-75	28-3	Final Four
1993-94	28-6	Sweet 16

#### National Semifinals Game Facts

**Date:** Saturday, March 31

**Time:** 6:09 p.m. ET (5:09 p.m. CT local)

**Site:** Mercedes-Benz Superdome  
New Orleans, La. (74,400)

**Television:** CBS

Jim Nantz, play-by-play; Clark Kellogg and Steve Kerr, analysts;  
Tracy Wolfson, sideline reporter.

**Radio:** WKRD (790 AM) Paul Rogers, play-by-play; Bob Valvano, analyst.

**Series History:** UofL trails 14-29 (7-11 in Louisville, 5-16 in Lexington, 2-2 neutral)

**Last Meeting:** Kentucky 69, UofL 62 (Dec. 31, 2011 in Lexington, Ky.)

#### Louisville has won ...

... 16 of its last 20 games (eight straight).

... At least 20 games for the 10th straight season, a feat accomplished by only nine schools.

... 31 of its last 43 post-season tournament games over the last eight years (including conference, NCAA and NIT since 2005).

... 15 of its last 21 games in the NCAA Tournament (since 2005), reaching the final eight teams three times in the last five years (2008, 2009, 2012).

... all eight of its neutral site games this season. The Cardinals were a combined 14-5 in road and neutral games this year.

... 30 games, the sixth-most in school history.

... 81 BIG EAST Conference regular games since the 2005-06 season when the Cardinals joined the league, best in the BIG EAST. Louisville's 81-41 league mark in that stretch is just ahead of Pittsburgh (80-42).

... 32 league road games over the last six years, best in the BIG EAST.

... all of its games when it scores at least 70 points (16-0) or when it shoots at least 43 percent from the field (16-0).

#### ■ UofL Has Beaten Four No. 1

**Seeds** — Louisville is 4-10 when facing No. 1 seeds in the NCAA Tournament, Kentucky's position in Saturday's game. UofL beat West Region No. 1 seed Michigan State 57-44 in the regional semifinals last week. The Cardinals prevailed 93-79 over No. 1 seed Washington (3/24/05) in the regional semifinals on the Cardinals' run to the 2005 Final Four. UofL also beat a No. 1 seed when downing LSU 98-88 in the Midwest Region championship (3/16/80) on its way to the 1980 NCAA Championship as a No. 2 seed; and won 72-69 over No. 1 Duke in the 1986 title game (3/31/86) when the Cardinals were a No. 2 seed.

## Cardinals in the NCAA Tournament

■ Louisville is making its **38th NCAA Tournament appearance**. The Cardinals have reached the NCAA Tournament 29 of the last 36 years (six straight, nine of the last 11, 11 of the last 14 years, 17 of last 21). The Cards have reached the Sweet 16 on 18 occasions, including advancing to the Elite Eight three of the last five seasons. Louisville is sixth in tournament victories (64) and is fifth in NCAA Tournament appearances (38). U of L has a 64-39 overall NCAA Tournament record, reaching the Final Four nine times.

■ Only four teams -- Kentucky (52), North Carolina (43), UCLA (42), and Kansas (41) -- have more NCAA Tournament appearances than Louisville's 38.

■ U of L Coach Rick Pitino has a **42-15** record in NCAA Tournament play (.737), ranking him third among active coaches in winning percentage and 12th all time. Only four coaches have coached more Final Four teams than Pitino's six, a feat matched by three others. Pitino is the first coach to lead three different teams to the Final Four; is one of eight coaches to lead four different schools to the NCAA Tournament; and one of 11 active collegiate coaches who have won an NCAA Championship.

■ Only four teams have been to more Sweet 16 appearances than Louisville's 18 since the NCAA began Sweet 16 records in 1975 (North Carolina 25, Kentucky 24, Duke 22 and Kansas 19).

■ U of L Coach Rick Pitino has guided 17 teams to NCAA tournament appearances, including nine of his last 10 years at Louisville (six straight). His last six straight Kentucky teams reached the NCAA Tournament. The Wildcats won the 1996 NCAA title and were national runner-up in 1997 under his guidance.

■ This is the eighth time the Cardinals have entered the NCAA Tournament as a No. 4 seed (also: 1981, 1989, 1990, 1993, 2003, 2005, 2011). U of L was a No. 4 seed last year and advanced to the NCAA Final Four from a No. 4 seed in 2005. U of L has a 14-7 record as a No. 4 seed since the NCAA began seeding teams in 1979.

■ U of L played 19 of its 35 games against teams in the NCAA Tournament (prior to the tournament), compiling an 11-8 mark against those foes (defeated Cincinnati, Connecticut, Lamar, Long Beach State, Marquette, Memphis, Notre Dame, Ohio, Vanderbilt, Western Kentucky, West Virginia; lost to Cincinnati, Georgetown, Kentucky, Marquette, Notre Dame, USF, Syracuse twice). Louisville posted a 6-1 record this season against non-conference teams it faced that participated in the NCAA Tournament.

■ BIG EAST teams received nine bids to the NCAA Tournament (Louisville, Cincinnati, Connecticut, Georgetown, Marquette, Notre Dame, USF, Syracuse, West Virginia), including five teams seeded 4 or higher.

All-Time NCAA Final Four Appearances	
North Carolina	18
UCLA	17
Duke	15
Kentucky	15
Kansas	14
Ohio State	11
<b>Louisville</b>	<b>9</b>
Indiana	8
Michigan State	8

U of L in the NCAA Tournament	
NCAA Tournament Appearances	38
<i>(29 of the last 36 years; 17 of last 21)</i>	
All-Time NCAA Tourn. Record	62-38
Sweet 16 Appearances	18
Final Four Appearances	9
NCAA Championships	2
Pitino's NCAA Tourn. Record	42-15
Pitino's NCAA Tourn. Appearances	17

## Louisville's Seeding in the NCAA Tournament

U of L is 41-8 in NCAA Tournament play when the Cardinals are the higher seed. The Cardinals are 10-16 when playing as a lower seed and 0-1 when facing a team of the same seed (in Final Four). The NCAA began seeding teams in 1979. The 2012 event marked the eighth time the Cardinals enter the tournament as a No. 4 seed. U of L was the overall No. 1 seed in 2009. Listed below is a look at how Louisville has been seeded in the NCAA Tournament:

Seed	Year (NCAA Round Reached)
No. 1	1983 (Final Four), 2009 (Elite Eight)
No. 2	1980 (Champion), 1986 (Champion)
No. 3	1979 (Sweet 16), 1982 (Final Four), 1994 (Sweet 16), 2008 (Elite Eight)
No. 4	1981 (second round), 1989 (Sweet 16), 1990 (second round), 1993 (Sweet 16), 2003 (second round), 2005 (Final Four), 2011 (second round), 2012 (Final Four)
No. 5	1984 (Sweet 16), 1988 (Sweet 16)
No. 6	1996 (Sweet 16), 1997 (Elite Eight), 2007 (second round)
No. 7	1999 (first round), 2000 (first round)
No. 8	1992 (second round)
No. 9	2010 (first round)
No. 10	2004 (first round)
No. 11	1995 (first round)

## NCAA Tournament U of L Record by Seedings (since 1979)

As Seed ...	Record ..	Years
#1	6-2	1983, 2009
#2	11-0	1980, 1986
#3	9-4	1979, 1982, '94, '08
#4	14-7	1981, 1989, 1990, '93, '03, '05, '11, '12
#5	4-2	1984, 1988
#6	6-3	1996, 1997, 2007
#7	0-2	1999, 2000
#8	1-1	1992
#9	0-1	2010
#10	0-1	2004
#11	0-1	1995
#12	0-0	Never
#13	0-0	Never
#14	0-0	Never
#15	0-0	Never
#16	0-0	Never

## U of L Record vs. Seeded Teams (since 1979)

vs. Seed ..	Record ..	Years
#1	4-10	1980, '82, '83, '84, '86 '88, '89, '92, '93, '97, '05, '08, '12
#2	2-4	'79, '82, '94, '96, '08, '09
#3	4-1	1983, '86, '96, '97, '07
#4	4-0	1982, '83, '84, '88
#5	5-1	1980, '81, '89, '93 2005, 2012
#6	4-1	'79, '80, '94, '95, '08
#7	4-1	'80, '86, '04, '05, '12
#8	3-1	1980, '83, '86, '10
#9	2-0	1992, 2009
#10	1-2	1997, 1999, 2000
#11	5-0	1982, '86, '96, '97, '07
#12	3-2	1984, '88, '90, '03, '09
#13	6-1	1989, '90, '93, '03 2005, 2011, 2012
#14	2-0	1994, 2008
#15	1-0	1986
#16	1-0	2009

Record as the Higher Seed	41-8
Record as the Lower Seed	10-16
Record in East Region	7-3
Record in South/SE Region	3-4
Record in Midwest/ME Region	23-10
Record in West Region	14-4

Coach Rick Pitino's Record...

... as the Higher Seed	33-6
... as the Lower Seed	5-7
... as the Same Seed	2-2

■ **Pitino's Teams Five Times No. 1 Seed** -- Since the seeding process inception in 1979, U of L Coach Rick Pitino has coached five teams that have entered the tournament as No. 1 seeds (2009 at Louisville; 1993, 1995, 1996, and 1997 at Kentucky). Pitino has an 18-3 record as a No. 1 seed. The Cardinals were the No. 1 overall seed in the tournament in 2009.

■ **Cards Have Won 16 of Last 20** — In winning 16 of its last 20 games and its last eight straight, Louisville has held 11 of those opponents below 40 percent shooting from the field. In that 20-game stretch which started with a victory at Pitt, Kyle Kuric is UofL's scoring leader, averaging 12.5 points, 3.5 rebounds and has made 44-of-141 three-pointers. Six Cardinals have averaged scoring over eight points per game in the last 20.

■ **Defense Wins vs. Michigan State** — Louisville limited Michigan State to 44 points, their second-fewest this season and the fifth time the Cardinals have held a team to fewer than 50 points this season. The Spartans' 18 first-half points were its fewest in the opening period this season, the sixth occasion the Cardinals limited an opponent to 20 or fewer in a half this year. The Spartans finished the game shooting 28.6 percent (14-of-49) from the field, their second-worst performance of the year (they shot 24.1 percent at Illinois on Jan. 31, 2012). The Spartans had shot a combined 57 percent from the field in wins over LIU Brooklyn and Saint Louis in the second and third rounds, respectively. Louisville has 15 of its last 25 opponents under 40 percent accuracy from the field, including six of its last seven foes in the BIG EAST and NCAA Championship.

■ **Strong Defensive Effort** — U of L has limited its opponents to 60 or fewer points in 23 of its 39 outings. The Cardinals are allowing 60.8 points per game, 35th best in the nation through games of March 25. U of L is second in the BIG EAST and seventh nationally in steals, averaging 8.9 per game.

Louisville has ranked among the nation's top 35 in field goal percentage defense in eight of the past 10 years, including this season's .380 percentage which ranks third nationally and is the school's best since 1959-60 (.350).

The staunch defensive effort was present in the second and third rounds of the NCAA Tournament. Davidson's 62 points were its second-lowest of the season and its 25 first-half points were also a season low. The Cardinals limited Davidson to a season-low 35.0 percent accuracy from the field, well below its 44.9 percent average entering the game. New Mexico had scored fewer than its 56 points on just three other occasions this season and its 21.7 three-point percentage (5-of-23) was its second-lowest of the year from a team that entered the game shooting .383 from three-point range. The Cardinals have held their opponent to 25 points or fewer in the first half 16 times, including 25 by New Mexico in the first half.

Louisville led Cincinnati 24-14 at halftime on March 10 in the title game of the BIG EAST Championship. UofL held Notre Dame to a season-low .317 shooting percentage on Jan. 7, making them the third consecutive Cardinal foe and sixth this season to shoot less than 32 percent from the floor (after Kentucky and St. John's had marks of .298 and .281, respectively). It was the only time in the past 40 seasons Louisville has held three consecutive opponents to under 32 percent shooting.

Louisville has allowed 60 points or fewer in 18 of its last 27 home games dating back to last season. Louisville held its first five opponents of the season to fewer than 55 points for the first time since a 12-game stretch from Dec. 18, 1946 to Feb. 2, 1946. Opponents are averaging only 60.1 points per outing in 40 games at the KFC Yum! Center, including 59.5 this season.

■ **Statistical Trends** — Louisville is 26-1 when leading with 5:00 to go in a game (loss to Notre Dame), 16-0 when scoring at least 70 points, 21-2 when shooting more free throws than its opponent, 9-1 when it makes more than seven three-point goals, 6-0 when shooting 50 percent or better from the field, 23-5 when outscoring its opponents bench and 24-3 when leading at halftime.

U of L is 117-7 over the last 11 seasons under Coach Rick Pitino when scoring 80 or more points (8-0 this season, 12-0 in 2010-11) ... Over the past 11 years under Pitino, Louisville is 93-6 when shooting 50 percent or better from the field (6-0 this season, 6-0 in 2010-11) ... U of L is 213-39 when holding its opponent below 70 points over the past 11 years under Pitino (25-6 this season, 17-5 in 2010-11).

■ **Cards Have Been Tough on the Road** — Louisville has the most road victories in BIG EAST Conference play over the last six years (32; five this year, three last year, four in '09-10, eight of nine in 2008-09, and six in each of the previous two years). Overall, the Cardinals have a 36-22 record over the last six years on their opponent's home court. Louisville has won 26 of its last 45 on the road, including six against Top 25 ranked opponents.

■ **BIG EAST Moves On** -- Since 2002, the BIG EAST Conference is the only league to place at least one team in the NCAA Elite Eight. This year, Syracuse and Louisville have advanced to that plateau from the league's four Sweet 16 teams.

■ **National Leaders** -- U of L ranks among the top 50 nationally in seven statistical categories in NCAA Statistics through games of March 25. Individually, Gorgui Dieng is eighth in blocked shots (3.2 per game) and 47th in rebounds (9.0). Peyton Siva is 27th in assists (5.6) and 95th in steals (1.7) while Russ Smith is 19th in steals (2.2).

**U of L Ranking in NCAA Statistics**

National		(through March 25)	
Rank	Statistics Category		Stat
3	Field Goal Percentage Defense		.380
7	Steals		8.9
22	Three-Point FG Defense		.303
30	Blocked Shots		4.8
31	Scoring Defense		60.8
31	Rebounds		37.7
50	Scoring Margin		+7.6

U of L National Ranking in Field Goal Percentage Defense	
2002-03	31st
2003-04	2nd
2004-05	8th
2005-06	49th
2006-07	25th
2007-08	8th
2008-09	22nd
2009-10	161st
2010-11	12th
2011-12	3rd

**U of L Statistical Comparison**

	Wins	Losses	Home	A/N
Record	30-0	0-9	16-4	14-5
Scoring Average	71.4	58.2	70.9	65.6
Points Allowed	59.1	66.6	59.5	62.2
Scoring Margin	+12.3	-8.3	+11.5	+3.5
FG Percentage	.441	.370	.430	.418
Opp. FG Percentage	.376	.392	.372	.388
3-Pt. Percentage	.346	.229	.321	.313
FT Percentage	.702	.630	.680	.697
Rebound Margin	+3.3	-4.1	+4.1	-1.1
Turnover Margin	+1.9	0.0	+1.9	+1.0

**Louisville Career Double-Doubles**

**Gorgui Dieng (12)**

Cincinnati (A)	2/23/12	11 pts., 13 reb.
Seton Hall (A)	1/28/12	11 pts., 14 reb.
Villanova (H)	1/25/12	12 pts., 13 reb.
Pittsburgh (A)	1/21/12	13 pts., 14 reb.
DePaul (H)	1/14/12	13 pts., 14 reb.
Western Ky. (H)	12/23/11	13 pts., 15 reb.
C of Charleston (H)	12/20/11	14 pts., 12 reb.
Memphis (H)	12/17/11	14 pts., 14 reb.
Fair. Dickinson (H)	12/10/11	14 pts., 12 reb.
IUPUI (H)	12/7/11	18 pts., 12 reb.
Ohio (H)	11/25/11	10 pts., 16 reb.
Connecticut (H)	2/18/11	13 pts., 12 reb.

**Chane Behanan (6)**

Rutgers (H)	2/4/12	23 pts., 11 reb.
Marquette (A)	1/16/12	10 pts., 12 reb.
Notre Dame (H)	1/7/12	17 pts., 10 reb.
Vanderbilt (H)	12/3/11	14 pts., 10 reb.
Lamar (H)	11/13/11	10 pts., 13 reb.
UT Martin (H)	11/11/11	14 pts., 12 reb.

**Rakeem Buckles (3)**

Opponent	Date	Stats
Butler (H)	11/16/10	17 pts., 11 reb.
South Alabama (H)	12/04/10	12 pts., 10 reb.
UNLV (A)	11/28/09	10 pts., 11 reb.

**Kyle Kuric (1)**

Notre Dame (H)	1/7/12	17 pts., 10 reb.
----------------	--------	------------------

**Peyton Siva (1)**

St. John's (H)	1/19/11	10 pts., 10 asst.
----------------	---------	-------------------

**Stephan Van Treese (1)**

USF(A)	1/9/11	12 pts., 14 reb.
--------	--------	------------------

■ **Cards Men, Women Both in NCAA Tournament** — Louisville is one of 23 schools that had both its men's and women's teams in the NCAA Division I basketball tournaments. Louisville is one of seven schools that had both teams seeded among the top seven, including two others from the BIG EAST Conference (also Baylor, Duke, Georgetown, Kentucky, Notre Dame, Vanderbilt). The No. 7 seed Cardinals' women's team beat Michigan State 67-55 in the first round on March 17 before falling 72-68 to No. 2 seed and host Maryland on March 19.

■ **Siva Continues Stellar Post-Season Play** -- Peyton Siva has continued his terrific play in the post-season. The Most Outstanding Player of the 2012 BIG EAST Championship, Siva has averaged 11.4 points, 4.1 rebounds, 6.4 assists and 1.9 steals in in the Cardinals' eight postseason games (4 BIG EAST, 4 NCAA). He was named to the West Region All-Tournament team after nine assists against Michigan State and nine points, eight assists and just one turnover against Florida in the regional championship game.

Siva opened the NCAA Tournament with 17 points -- one below his season high -- against Davidson with six assists, two steals and two rebounds in 25 minutes limited by foul trouble. He had six points and five assists against New Mexico. UofL is 22-3 when Siva has five or more assists in a game, 12-1 when he has more than one steal, and 15-2 when he scores in double figures.

In the 2012 BIG EAST Championship, Siva averaged 13.8 points, 6.3 rebounds, 5.8 assists and 2.8 steals in his four games. He nearly had a triple-double against Notre Dame in the semifinals with 13 points, a season-high matching nine assists and a career-high matching eight rebounds. Siva's nine assists marked the eighth time in his career that he has handed out as many. UofL's Kyle Kuric and Gorgui Dieng also were on the all-tournament team. Siva totaled season highs with 18 points and eight rebounds against Marquette in the BIG EAST Quarterfinals, adding six assists, four steals and a blocked shot. He recorded his sixth career game with at least five steals when he had six against Seton Hall, one short of a BIG EAST Championship record. He had 10 points and five assists in the championship game against Cincinnati. Siva has 13 career games with four or more steals, 21 with three or more, and 41 with at least two. He is sixth in the BIG EAST in steals (1.8).

■ **Behanan West Region MOP** -- Chane Behanan was named the Most Outstanding Player of the West Regional. After producing 15 points and nine rebounds against Michigan State in the regional semifinals, he totaled 17 points, seven rebounds and two blocks against Florida in the regional championship. He scored nine of his points during a decisive 18-3 closing run when the Cardinals overcame an 11-point deficit.

Behanan gained his seventh double-double of the season with 14 points and 11 rebounds against Davidson in the NCAA Second Round. His six offensive rebounds were his second-most this season. A BIG EAST All-Rookie selection, he has grabbed six or more rebounds in 29 of 39 games this season. Louisville is 14-5 when Behanan scores in double figures.

■ **Dieng Perfect From the Field** -- Gorgui Dieng made all eight of his field goal attempts against Notre Dame in the BIG EAST Semifinals. It was the third best performance in a BIG EAST Tournament game after Craig Smith (Boston College vs. West Virginia; March 10, 2005) and Ricky Wright (Villanova vs. Boston College; March 8, 2001) both went 9-for-9 from the field. Dieng had 16 points, six rebounds and a blocked shot against the Irish. He was named to the all-tournament team. Dieng blocked three shots against Marquette in the quarterfinals, adding eight points, 10 rebounds and two steals. With six blocked shots against Seton Hall, he passed Pervis Ellison for the most blocked shots in a single season at Louisville (124 currently). Dieng had 10 rebounds, five points and three blocks in the title game vs. Cincinnati.

■ **Cards Unveiled Sleek adidas Uniforms** -- UofL unveiled its new, ultra-lightweight adidas adizero uniforms at the BIG EAST Championships. The Cards' new "InfraRED" uniforms are more than 25 percent lighter than their previous uniforms. The attire features a ClimaCool zone, which moves heat and sweat away from the body for optimal moisture-wicking and breathability to keep a jersey from gaining weight, a technology used in the NBA. The shorts worn possess a four-way stretch woven material used to increase mobility and speed. Louisville is one of three adidas-sponsored schools -- Cincinnati and Baylor are the other two -- which were selected to don the uniforms for postseason play. The Cardinals have continued to wear the uniforms in the NCAA Tournament, wearing the white versions during its second and third round games and regional championship. It will be the solid bright InfraRED uniforms when the Cardinals square off against top seed Kentucky on Saturday.

**Men's / Women's Teams  
Both With Top 7 Seeds  
in NCAA Tournament**

School	Seed	
	Men	Women
Baylor	3	1
Duke	2	2
Georgetown	3	5
Kentucky	1	2
Louisville	4	7
Notre Dame	7	1
Vanderbilt	5	7

■ **Cards Have 10 Straight 20-Win Seasons** — Louisville's victory at West Virginia on Feb. 11 gave the Cards their 10th straight 20-win season. Louisville is one of nine Division I schools in the nation which have won 20 or more games in each of the past 10 seasons. Kansas tops the list with 23 consecutive years, followed by Duke (16), Syracuse (15), Gonzaga (15), Florida (14), Texas (13), Utah State (12), Pittsburgh (11) and Louisville (10). UofL Coach Rick Pitino has won at least 20 games in a season on 20 occasions, ranking him sixth among active coaches in 20-win seasons and 15th overall. Pitino has won 30 in a single season for the sixth time. UofL has won at least 19 games in 39 of the last 43 years.

■ **Four NCAA Sweet 16 Teams From BIG EAST** -- Four BIG EAST Conference teams advanced to the NCAA Sweet 16 -- matching the BIG 10 for the most from one league -- and the BIG EAST has a 14-8 record in the tournament entering the Final Four. Cincinnati, Marquette and Syracuse joined Louisville in the Sweet 16, with Syracuse and the Cardinals moving on to the Elite Eight. Nine BIG EAST Conference teams were selected to participate in the NCAA Tournament this year (Louisville, Cincinnati, Connecticut, Georgetown, Marquette, Notre Dame, USF, Syracuse, West Virginia). The nine selections from one league is the second most ever behind the 11 accomplished last season by the BIG EAST. The BIG EAST has also had eight NCAA selections on three other times (2006, 2008, 2010).

**Louisville Among Tournament Records**

■ Pervis Ellison's 25 points scored against Duke in the 1986 NCAA Championship game is the fourth most by a freshman in a Final Four game.

■ Billy Thompson's 10-of-11 shooting performance from the field against LSU in the 1986 NCAA national semifinals was the third best field goal percentage (.909) for a player in a Final Four game. His 16-of-19 shooting in the two '86 Final Four games is the best ever (.842).

■ Louisville's 26 assists against LSU in the 1986 NCAA national semifinals is a record for a Final Four game. Individually, Milt Wagner's 11 assists vs. LSU is tied for the fifth most in a Final Four game.

■ Louisville (11) and West Virginia (18) combined for an NCAA Tournament record 29 three-point goals in the 2005 NCAA regional championship game.

■ Louisville's 13 blocked shots against Illinois in the 1989 NCAA regional semifinals is tied for the second most ever in an NCAA Tournament game.

■ **Dieng Shines on Defense** -- Gorgui Dieng matched a career-high with seven blocked shots against Michigan State in the West Region semifinals, tying Pervis Ellison (7 vs. Illinois, 1989) for the most by a UofL player in an NCAA Tournament game. The seven blocks is tied for the fourth most ever in an NCAA regional game. Dieng also swatted seven shots against both St. John's (1/3/12) and Rutgers (2/4/12) this season. He was named to the West Region All-Tournament team.

Dieng's 124 blocks this season are a new Louisville season record, 22 more than Ellison's previous record of 102 swats in 1987-88. Ellison has the next four top blocked shot years, including the previous record of 102 he swatted in 1987-88. Dieng's 180 career blocks rank fourth all-time at UofL, five short of third place Billy Thompson (1982-86). Pervis Dieng has had back-to-back games with at least five blocked shots on four occasions in his career, the most in UofL history.

Dieng has blocked a shot in 60 of 68 career games, including 44 with multiple blocks (31 of 39 this year). He has swatted at least five shots on 11 occasions this season. Dieng leads the BIG EAST and ranks eighth nationally in blocked shots, averaging 3.2 per game. Against Michigan State, Dieng added nine rebounds, five points, three steals and made his first career three-point goal (in his third attempt). He has grabbed at least nine rebounds in 20 games this season and is third in the BIG EAST in rebounding (9.0).

Dieng and freshman Chane Behanan both blocked a shot in the first eight games this season. Each is the first Cardinal to block a shot in the season's first eight games since Francisco Garcia had 11 straight games with a stuff to open the 2002-03 campaign. Dieng and Behanan are the first pair of Cardinals to each block a shot in the first eight games since Pervis Ellison and Billy Thompson in 1985-86 (first 13 contests).

#### Back-to-back five-block games, Louisville history

8-7-6 - Pervis Ellison at Western Ky. (12.8.88), vs. Dayton (12.10.88), vs. Okla. St. (12.17.88)

6-5 - Rodney McCray at Virginia Tech (2.11.80), at West Virginia (2.14.80)

6-5 - Felton Spencer vs. New Mexico (12.16.89), vs. Austin Peay (12.18.89)

5-5 - Clifford Rozier vs. Eastern Kentucky (12.22.93), at Wyoming (12.18.93)

5-5 - Gorgui Dieng vs. Seton Hall (1.5.11), at South Florida (1.9.11)

6-5 - **Gorgui Dieng vs. Memphis (12.17.11), vs. College of Charleston (12.20.11)**

6-7 - **Gorgui Dieng vs. Kentucky (12.31.11), vs. St. John's (1.3.12)**

5-7 - **Gorgui Dieng vs. Seton Hall (1.28.12), vs. Rutgers (2.4.12)**

■ **Double-Double Dieng** -- Gorgui Dieng totaled 11 points, 13 rebounds and four steals at Cincinnati on Feb. 23, his 11th double-double this year and 12th of his career. He had five consecutive double-doubles earlier this year and is the first Cardinal to have five straight double-doubles since Luke Whitehead from March 8-21, 2003.

Dieng's 11 double-doubles this season rank third in the BIG EAST. He is fourth in the BIG EAST in rebounding (9.0) and fifth in the league in field goal percentage (.544). Dieng is the first Cardinal to grab as many as 12 rebounds in five straight games since at least the 1971-72 season.

■ **Smith Scoring Bursts** — Russ Smith has averaged 12.8 points and 2.4 steals over the last 30 games, despite scoring a collective 13 points in four of those games. He has been productive as the Cardinals have won 16 of their last 20 games, averaging 10.7 points, 2.0 steals and 1.9 assists. He totaled 20 points and four steals at Marquette, and 25 points, six assists and four steals vs. DePaul. He poured in a career-high 30 points at No. 3 Kentucky, nearly half of the Cardinals' point total. He produced 24 points and seven steals vs. Memphis, double his previous career high and his seven steals tied for the fourth most ever in a game for Louisville. He was named BIG EAST Player of the Week for Dec. 12-18.

Smith is third in the BIG EAST and 19th nationally in steals (2.2) and has a steal in 31 of his 38 games this year, including 22 with at least two. Smith has 98 steals in 892 career minutes, equating to an average of 4.39 per 40 minutes on the floor. He has a steal in 42 of 55 career games. He has

nine games this year with at least four steals, including five thefts against Marquette in the BIG EAST quarterfinals. Louisville is 18-4 this season when Smith has multiple steals in a game. His 85 steals this season are tied for the fourth-highest ever in a UofL single season and are one short of the Cardinal record of 86 thefts. He has 12 games this year with at least four assists and had five assists against Notre Dame in the BIG EAST semifinals.

#### MOST STEALS / SEASON

Rk. / Player	Year	Steals
1. Darrell Griffith	1979-80	86
Tick Rogers	1994-95	86
Terrence Williams	2008-09	86
4. <b>Russ Smith</b>	<b>2011-12</b>	<b>85</b>
Alvin Sims	1996-97	85
6. Alvin Sims	1995-96	84
7. LaBradford Smith	1989-90	74
8. Jason Osborne	1994-95	72
9. DeJuan Wheat	1996-97	68
10. Roger Burkman	1979-80	67
Tick Rogers	1995-96	67

#### MOST BLOCKED SHOTS / SEASON

Rk. / Player	Year	Blocks
1. <b>Gorgui Dieng</b>	<b>2011-12</b>	<b>124</b>
2. Pervis Ellison	1987-88	102
3. Pervis Ellison	1988-89	98
4. Pervis Ellison	1985-86	92
5. Pervis Ellison	1986-87	82
Charles Jones	1982-83	82
7. Samaki Walker	1994-95	78
8. Clifford Rozier	1993-94	76
9. Felton Spencer	1989-90	69
10. Terrence Jennings	2010-11	65

#### MOST BLOCKED SHOTS / CAREER

Rk. / Player	Years	Blocks
1. Pervis Ellison	1985-89	374
2. Charles Jones	1980-84	208
3. Billy Thompson	1982-86	185
4. <b>Gorgui Dieng</b>	<b>2010-12</b>	<b>180</b>
5. Rodney McCray	1979-83	178
6. Scooter McCray	1978-83	173
Cornelius Holden	1988-92	173
8. Ricky Gallon	1974-78	171
9. Francisco Garcia	2002-04	134
10. Felton Spencer	1986-90	133

#### ■ Generous Siva — Junior guard

Peyton Siva relishes his role as the Cardinals' playmaker. He has handed out five or more assists in 30 in his last 39 games. UofL is 22-3 this season when he has five or more assists. He handed out nine assists on six occasions this season, one below his career high and one of nine times in his career he has handed out as many. That includes nine assists vs. Michigan State in the West Region semifinals. He is fourth in the BIG EAST in assists (5.6 per game), sixth in steals (1.8) and 13th in assists-to-turnovers ratio (1.63).

#### Peyton Siva Top Assist Performances

Asst.	Opponent	Date
10	St. John's	1-19-11
10	DePaul	2-5-11
9	<b>Michigan State</b>	<b>3-22-12</b>
9	<b>Notre Dame</b>	<b>3-9-12</b>
9	<b>Connecticut</b>	<b>2-6-12</b>
9	<b>Memphis</b>	<b>12-17-11</b>
9	<b>Fairleigh Dickinson</b>	<b>12-10-11</b>
9	<b>UT Martin</b>	<b>11-11-11</b>
9	Marquette	3-10-11

#### MOST ASSISTS / CAREER


Rk. Name	Year	Asst.
1. LaBradford Smith	1987-91	713
2. Terrence Williams	2005-09	545
3. Phil Bond	1972-77	528
4. DeJuan Wheat	1993-97	498
5. Keith Williams	1986-90	482
6. Reece Gaines	1999-03	475
7. Billy Thompson	1982-86	459
8. <b>Peyton Siva</b>	<b>2009-12</b>	<b>446</b>
9. Milt Wagner	1981-86	432
10. Rick Wilson	1974-78	419

#### MOST ASSISTS / SEASON

Rk. Name	Year	Asst.
1. LaBradford Smith	1989-90	226
2. <b>Peyton Siva</b>	<b>2011-12</b>	<b>208</b>
3. Terrence Williams	2008-09	185
4. LaBradford Smith	1988-89	184
5. Peyton Siva	2010-11	182

■ **Cards Won BIG EAST 2012 Championship** -- The Cardinals claimed the BIG EAST Championship for the second time in the last four years. After a first-round bye, the seventh-seeded Cardinals beat Seton Hall 61-45 in the second round of the event played in New York's Madison Square Garden; beat No. 9/9 Marquette 84-71 in the quarterfinals; beat No. 23/23 Notre Dame 64-55 in the semifinals; and beat Cincinnati 50-44 in the championship game on Saturday. Louisville has won nine of its last 11 games in the tournament and has reached the championship game three of the last four years, winning the 2009 and 2012 league titles. UofL has a composite 75-41 conference tournament record (10-5 BIG EAST). The Cardinals have won 17 conference tournament titles (2 BIG EAST, 2 C-USA, 11 Metro, 2 KIAC).

**2012 BIG EAST All-Tournament Team**  
 Peyton Siva, Louisville\*  
 Kyle Kuric, Louisville  
 Gorgui Dieng, Louisville  
 Cashmere Wright, Cincinnati  
 Yancey Gates, Cincinnati  
 Dion Waiters, Syracuse  
 \* Most Outstanding Player



**BIG EAST CONFERENCE**  
*(Standings through March 25)*

School	Big East	Overall	Tourn.
Syracuse	17-1	34-3	NCAA
Marquette	14-4	27-8	NCAA
Notre Dame	13-5	22-12	NCAA
Cincinnati	12-6	26-11	NCAA
Georgetown	12-6	24-9	NCAA
USF	12-6	22-14	NCAA
<b>Louisville</b>	<b>10-8</b>	<b>30-9</b>	<b>NCAA</b>
West Virginia	9-9	19-14	NCAA
Connecticut	8-10	20-14	NCAA
Seton Hall	8-10	21-13	NIT
Rutgers	6-12	14-18	
St. John's	6-12	13-19	
Pittsburgh	5-13	20-16	CBI
Villanova	5-13	13-19	
Providence	4-14	15-17	
DePaul	3-15	12-19	

**Louisville in BIG EAST Statistics**

Team Statistics	Stat	Rank
Scoring Offense	68.4	10
Scoring Defense	60.8	3
Scoring Margin	+7.6	4
FT Percentage	.688	11
FG Percentage	.425	12
FG Pct. Defense	.380	1
3-Pt. Percentage	.317	12
3-Pt. Percentage Defense	.303	3
Rebound Margin	+1.6	7
Blocked Shots	4.8	4
Assists	13.5	10
Steals	8.9	2
Turnover Margin	+1.5	6
Assists-Turnover Ratio	0.95	12
3FG Made	5.9	8

Scoring	3-Point Percentage
25. Kyle Kuric	4. Chris Smith

Rebounding	3-Point FG Made
3. Gorgui Dieng	9. Kyle Kuric
11. Chane Behanan	12. Russ Smith

Assists	Free Throw Percentage
4. Peyton Siva	10. Kyle Kuric
	12. Russ Smith

Field Goal Percentage	Blocked Shots
7. Gorgui Dieng	1. Gorgui Dieng
9. Chane Behanan	8. Kyle Kuric

Steals	Minutes Played
3. Russ Smith	13. Peyton Siva
7. Peyton Siva	

■ **Pitino Successful in Conference Tournaments** -- U of L Coach Rick Pitino has a 42-13 record in conference tournaments (11-7 BIG EAST, 8-2 Conference USA, 17-1 Southeastern, 4-1 North Atlantic, 2-2 ECAC North). Pitino has won 10 conference tournament titles (2 BIG EAST, 2 C-USA, 5 SEC, 1 North Atlantic Conference), including the 2009 and 2012 BIG EAST Conference titles.

**U of L's Conference History**

Conference	Years
Kentucky Intercollegiate Athletic	1925-48
Ohio Valley	1948-49
Missouri Valley	1964-75
Metro	1975-95
Conference USA	1995-2005
BIG EAST	2005-current

**2011-12 BIG EAST Conference Honors**

<p><b>All-BIG EAST First Team</b>                      Jeremy Lamb, Connecticut                      Jason Clark, Georgetown                      Jae Crowder, Marquette                      Darius Johnson-Odom, Marquette                      Kris Joseph, Syracuse                      Kevin Jones, West Virginia</p> <p><b>BIG EAST All-Rookie Team</b>                      Chane Behanan, Louisville                      Andre Drummond, Connecticut                      Jerian Grant, Notre Dame                      LaDontae Henton, Providence                      Moe Harkless, St. John's                      D'Angelo Harrison, St. John's                      Anthony Collins, USF</p> <p><b>Sportsmanship Award</b>                      Jason Clark, Georgetown</p>	<p><b>All-BIG EAST Second Team</b>                      Sean Kilpatrick, Cincinnati                      Jack Cooley, Notre Dame                      Jordan Theodore, Seton Hall                      Scoop Jardine, Syracuse                      Maalik Wayns, Villanova</p> <p><b>Player of the Year</b>                      Jae Crowder, Marquette</p> <p><b>Coach of the Year</b>                      Stan Heath, USF</p> <p><b>Defensive Player of the Year</b>                      Fab Melo, Syracuse</p> <p><b>Most Improved Player</b>                      Jack Cooley, Notre Dame</p> <p><b>Rookie of the Year</b>                      Moe Harkless, St. John's</p>	<p><b>All-BIG EAST Third Team</b>                      Henry Sims, Georgetown                      Vincent Council, Providence                      Herb Pope, Seton Hall                      Dion Waiters, Syracuse                      Darryl Bryant, West Virginia</p> <p><b>BIG EAST Honorable Mention</b>  <b>Kyle Kuric, Louisville</b>                      Cleveland Melvin, DePaul                      Hollis Thompson, Georgetown                      Ashton Gibbs, Pittsburgh                      Moe Harkless, St. John's</p> <p><b>Sixth Man of the Year</b>                      Dion Waiters, Syracuse</p> <p><b>Scholar Athlete of the Year</b>                      Tim Abromaitis, Notre Dame</p>
---	---	--

## 2011-12 Louisville Cardinals Roster



No.	Name	Pos.	Ht.	Wt.	Yr.	Exp.	Hometown (Previous School)
1	Angel Nunez	F	6-7	190	Fr.	HS	Washington Hts., N.Y. (Notre Dame Prep)
2	Russ Smith	G	6-0	160	So.	1L	Briarwood, N.Y. (South Kent School)
3	Peyton Siva	G	6-0	180	Jr.	2L	Seattle, Wash. (Franklin HS)
4	Rakeem Buckles	F	6-7	215	Jr.	2L	Miami, Fla. (Monsignor Pace HS)
5	Chris Smith	G	6-2	195	Sr.	1L	Millstone, N.J. (Manhattan College)
10	Gorgui Dieng	C	6-11	235	So.	1L	Kebemer, Senegal (Huntington Prep)
12	Zach Price	C	6-10	235	Fr.	HS	Louisville, Ky. (Jeffersontown HS)
14	Kyle Kuric	G/F	6-4	195	Sr.	3L	Evansville, Ind. (Memorial HS)
15	Tim Henderson	G	6-2	185	So.	1L	Louisville, Ky. (Christian Academy)
21	Jared Swopshire	F	6-8	200	Jr.	2L	St. Louis, Mo. (IMG Academy)
22	Elisha Justice	G	5-10	175	So.	1L	Dorton, Ky. (Shelby Valley HS)
23	Kevin Ware	G	6-4	185	Fr.	HS	Bronx, N.Y. (Rockdale County HS)
24	Chane Behanan	F	6-6	250	Fr.	HS	Cincinnati, Ohio (Bowling Green HS)
25	Wayne Blackshear	G/F	6-5	220	Fr.	HS	Chicago, Ill. (Morgan Park HS)
33	Mike Marra	G	6-5	200	Jr.	2L	Smithfield, R.I. (Northfield Mt. Hermon)
44	Stephan Van Treese	F	6-8	235	Jr.	2L	Indianapolis, Ind. (Lawrence North HS)

**Pronunciation:** Chane (Shane), Kuric (KYERR-ik), Siva (SEE-vah), Marra (MARE-uh), Nunez (NOON-yez), Gorgui Dieng (GOR-gee Jeng), Elisha (ee-LIE-shuh), Stephan (STEE-vun).

**Injuries:** 4 Buckles is out for season (knee); 33 Marra is out for season (knee); 44 Van Treese out indefinitely (knee).

■ **Kuric, Behanan Earn BIG EAST Honors** -- UofL players Kyle Kuric and Chane Behanan have been selected for post-season honors in the BIG EAST Conference in a vote of the league head coaches. A 6-4 senior from Evansville, Ind., Kuric earned BIG EAST Honorable Mention honors, placing him among the top 21 players in the 16-team league. A 6-7 freshman from Cincinnati, Ohio, Behanan was named to the BIG EAST All-Rookie team, which featured seven players this year because of voting ties.

■ **Behanan Among Top Freshmen** -- Chane Behanan is one of four freshmen that rank among the top ten freshmen scorers and top five freshmen rebounders in the BIG EAST Conference (others: St. John's Moe Harkless, Providence's LaDontae Henton and UConn's Andre Drummond). Behanan's 7.4 rebounding average is fourth among BIG EAST freshmen while his 9.5 scoring average is ninth. Behanan, who has six double-doubles this season, has grabbed six or more rebounds in 29 of 39 games. UofL is 15-5 when Behanan has scored in double figures.

■ **Cards Started in the Bahamas** — Louisville began its trek for the 2011-12 season on July 16 with the first of 10 practices prior to its foreign trip to the Bahamas on Aug. 8-14. In addition to an intrasquad scrimmage on the island, U of L defeated the Commonwealth Giants -- which won the professional championship in the Bahamas the last two seasons -- 115-54 as Chane Behanan scored 16 points to lead eight Cardinals in double figures. Russ Smith scored 22 points to lead the Cards to a 113-58 victory over the Real Deal Shockers -- last season's pro league runner up -- in another game for UofL in Nassau, Bahamas.

■ **Champion Cardinals** — Three Cardinals won state championships at the high school level. Peyton Siva led Franklin High School to the 2009 Washington 3A State Championship as a senior and Franklin also won the 4A state title his freshman year in 2006. Rakeem Buckles won a pair of Florida 4A State Championships as a sophomore and junior at Monsignor Pace High School (2007, 2008). Elisha Justice was the Most Valuable Player for the 2010 Kentucky State Championship, which his Shelby Valley High School team won.

■ **Cards Started 100 Years Ago** — Louisville played its first official men's basketball game on Jan. 28, 1912 when it lost 35-3 to Louisville YMCA. A total of 2,506 games and 100 years later, the Cardinals won 60-51 at Seton Hall on Jan. 28, 2012. UofL has amassed an all-time 1662-863 record in 98 seasons of intercollegiate basketball. The Cardinals are 18th among all NCAA schools in victories. U of L started playing intercollegiate basketball in 1911-12, but did not field teams in 1916-17, 1922-23 or 1942-43. The Cardinals have produced winning seasons in 64 of the last 67 years, including winning 20 or more games in the last 10 straight seasons.

■ **Career Milestones** -- Peyton Siva is passed 800 career points against Florida. His 446 career assists are eighth all-time at UofL and 13 behind No. 7 Billy Thompson (1982-86, 459 assists). Siva's 208 assists this season are the second most ever in a UofL single season and are 18 behind LaBradford Smith's 226 record assists total in 1989-90 ... Chris Smith passed 700 points in his two seasons at UofL with eight against Florida (706 now). Adding Smith's 596 points in two seasons at Manhattan, he has a combined 1,302 points in his collegiate career. Smith hit his 100th career three-point goals at UofL against New Mexico in the NCAA Third Round (104 now) ... Russ Smith is two steals short of 100 for his two-year career. His 85 steals on the season are tied for fourth at UofL and are just one short of the record held by Darrell Griffith (1979-80), Tick Rogers (1994-95) and Terrence Williams (2008-09). Smith is 22 points short of 500 for his career ... Gorgui Dieng passed 500 career points against Davidson. His 180 career blocks are the fourth most for a UofL career, five behind No. 3 Billy Thompson (1982-86, 185 blocks). Dieng needs 21 rebounds for 500 in his career ... Kyle Kuric is 28 points away from becoming the Cardinals' 64th career 1,000 point scorer, a figure which is second in the nation to North Carolina. Kuric needs 5 steals for 100 in his career.

■ **Ear It Pronunciations** -- Trouble with pronunciations? Check out the Ear It pronunciations for the Cardinals' players from the men's basketball roster on [www.UofLsports.com](http://www.UofLsports.com). The links next to player names on the roster are supplied by TheNameEngine.com, an interactive audio service that provides proper audio pronunciations and phonetic spellings.

■ **Cards Feature A Pair of Kings** — U of L's basketball team has a pair of "kings" on its roster. Junior guard Peyton Siva was crowned U of L's 2011 Homecoming King on Oct. 29, 2011 at halftime of the Cardinals' homecoming football game against Syracuse. Senior forward Kyle Kuric received the similar honor last year and presented Siva with the recognition this year. Kuric serves as a student body representative on the U of L Athletic Association Board of Directors, the governing body for the Cardinals' athletic department.

■ **Sharing the Ball** -- In its four games in the BIG EAST Championship, the Cardinals assisted on 56 of its 93 field goals (60 percent), including 20 of its 28 field goals against Notre Dame in the semifinals. Peyton Siva averaged 5.8 assists in the four tournament games.

■ **Nine Threes vs. Michigan State** -- While Louisville has had its shooting challenges in recent games, the Cardinals buried 9-of-23 three-pointers against Michigan State. UofL hit seven threes in the first half, its most in the first half of an NCAA Tournament game since hitting eight vs. Boise State in the NCAA First Round on March 21, 2008. Louisville has hit a collective 39.7 percent of its field goals over the last 12 games, including 28.8 percent from the three-point line (57-of-198). That follows a four-game stretch in which the Cardinals had connected on 38-of-98 three-pointers (.388), including a season-high 12 against DePaul 13 games ago (in 32 attempts). At West Virginia on Feb. 11, UofL had its best shooting percentages of the year in three-pointers (10-of-22, .455) and free throws (13-of-15, .867).

The Cardinals' .317 three-point shooting percentage on the season is its lowest since the three-point line became a part of the game in 1986-87 (next lowest: .328 in 1999-2000). Louisville is 16-0 when it shoots at least 43 percent from the field and 15-2 when it hits six or more threes, as it also did against Florida (6-of-16) in the NCAA West Region Finals. Louisville has hit at least seven threes on 12 occasions this season. UofL hit seven or more threes in 25 games last season.

■ **Offensive Outburst for Cards** -- Louisville's 84 points against Marquette seven games ago matched its fourth-highest of the year and its 50 first-half points was a season high. It was nearly 30 points above what the Cardinals had averaged scoring in its previous five games (54.8 points). Louisville made 21-of-26 free throws (.808), just the third time UofL has shot at least 80 percent at the line this season. UofL's 26 offensive rebounds was a season-high and its 50 total boards equalled a season best.

■ **Success vs. Top 25 Foes** -- With its victory over No. 25 Florida on March 24, the Cards have won 10 of its last 15 against ranked opponents. UofL has been victorious six of the last nine times they have faced an AP top-five opponent. Louisville has a 28-19 record against Top 25 teams over the last four years, including a 19-16 record during the regular season (6-5 this year, including a pair of wins in the BIG EAST Championship over No. 9 Marquette and No. 23 Notre Dame). UofL has also won 14 of its last 26 games when facing Top 10 teams, spanning the last five years.

■ **Rebounding a Key** — UofL Coach Rick Pitino has stressed rebounding with his team this season and the Cardinals have delivered with a rebound advantage in 25 of 39 games. UofL has an average +1.6 rebounding margin and is 20-5 when outrebounding its opponent. Louisville has outrebounded its opponent by nine or more on 10 occasions, but have been beaten on the boards by double digits five times. The Cards held a 37-28 advantage on the boards against Cincinnati in the championship game of the BIG EAST tournament. Louisville is averaging 37.7 rebounds per game, ranking 26th in the nation. The Cards had a +0.1 average rebounding margin during the 2010-11 season.

■ **Cardinal Spurts** — Over its 39 games this season, Louisville has produced 42 runs of 8-0 or better. The Cards have forced their opponents into 88 scoring droughts of three minutes or more. Louisville held Florida to two scoreless periods of three minutes or more in the West Region finals and had two 10-0 runs, including one to start an 18-3 game-closing. UofL had a 10-0 second-half run against New Mexico in the NCAA Third Round, as well as five separate three minute plus scoring droughts. The Cards longest unanswered scoring run of the season was a 16-0 stretch vs. Arkansas St. when U of L held the Red Wolves scoreless for over nine minutes in the first half.

■ **24 Former Pitino Assistants/Players Became Head Coaches** -- U of L Coach Rick Pitino has had 24 of his former assistants or players rise to a collegiate head coaching position, three of which the Cardinals faced this season on five occasions (Seton Hall and Cincinnati twice, Florida). There are eight former assistants as current head coaches, including Mick Cronin at Cincinnati; Scott Davenport at Bellarmine; Billy Donovan at Florida; Steve Masiello at Manhattan, Marvin Menzies at New Mexico State; Herb Sendek at Arizona St.; Kevin Willard at Seton Hall; and Tubby Smith at Minnesota. Pitino has a collective 28-9 record in games against his former assistants (3-0 vs. Ralph Willard; 7-5 vs. Tubby Smith; 7-0 vs. Billy Donovan, 5-4 vs. Mick Cronin, 1-0 vs. Scott Davenport, 1-0 vs. Marvin Menzies, 4-0 vs. Kevin Willard). Davenport's team won the 2011 NCAA Division II Championship. Indiana Pacers head coach Frank Vogel was a student manager for Pitino at Kentucky and his video coordinator with the Celtics. Pitino coached current Golden State Warriors coach Mark Jackson at the New York Knicks.

Five former Pitino players also became collegiate head coaches, three of which are currently active, including Travis Ford of Oklahoma State; Sean Woods of Mississippi Valley State; and Donovan. Including games against both his 24 former assistants and former players who went on to become collegiate head coaches, Pitino is 33-10 (record vs. former players as head coaches: 3-1 vs. Travis Ford, 2-0 vs. John Pelphrey and Donovan).

## '11-12 NATIONAL RANKINGS

Associated Press (March 12)	ESPN/USA Today (March 12)
1 Kentucky	1 Kentucky
2 Syracuse	2 Syracuse
3 Missouri	3 Missouri
4 North Carolina	4 Michigan State
5 Michigan State	5 North Carolina
6 Kansas	6 Kansas
7 Ohio State	7 Ohio State
8 Duke	8 Duke
9 Baylor	9 Murray State
10 Florida State	10 Baylor
11 Marquette	11 Marquette
12 Murray State	12 Florida State
13 Michigan	13 Wisconsin
14 Wisconsin	14 Michigan
15 Georgetown	15 Georgetown
16 Indiana	16 St. Mary's
<b>17 Louisville</b>	17 Indiana
18 Wichita State	<b>18 Louisville</b>
19 Creighton	19 Wichita State
20 Vanderbilt	20 Creighton
21 New Mexico	21 Florida
22 San Diego St.	22 New Mexico
23 UNLV	23 San Diego St.
24 St. Mary's	24 Vanderbilt
25 Florida	25 UNLV

Other U of L opponents receiving votes: AP: Cincinnati, Notre Dame, Memphis, Long Beach State. ESPN/USAT: Notre Dame, Memphis, Cincinnati, Long Beach State.

### Louisville in the Polls

Date	AP	ESPN/ USAT	Date	AP	ESPN/ USAT
Preseason	9	8	Jan. 16	23	21
Nov. 14	8	7	Jan. 23	rv	25
Nov. 21	7	7	Jan. 30	rv	25
Nov. 28	6	6	Feb. 6	24	23
Dec. 5	5	4	Feb. 13	19	18
Dec. 12	4	4	Feb. 20	17	17
Dec. 19	4	4	Feb. 27	19	18
Dec. 26	4	4	March 5	rv	rv
Jan. 2	11	10	March 12	17	18
Jan. 9	14	15			

rv = receiving votes

### ■ Cards Sixth All-Time in the Polls

— Louisville's initial appearance in the Associated Press poll on Dec. 6, 2010 marked the 500th occasion the Cards have been ranked in the AP poll, sixth most all-time (527 now). U of L was ranked ninth in the preseason poll.

■ **Cards as 4 Seed** -- This is the eighth time the Cardinals have entered the NCAA Tournament as a No. 4 seed (also: 1981, 1989, 1990, 1993, 2003, 2005, 2011). U of L was a No. 4 seed last year and advanced to the NCAA Final Four from a No. 4 seed in 2005. The Cardinals also reached the Sweet Sixteen on two additional occasions as a No. 4 seed (1989, 1993). U of L has a 14-7 record as a No. 4 seed since the NCAA began seeding teams in 1979.

■ **Cards in West Region** — Louisville advanced to the Final Four through the West Region, the eighth time in the Cardinals' 38 NCAA Tournament appearances it has gone through the West Region. UofL advanced to its 1986 NCAA Championship by way of the West Region, reached the 2005 Final Four through the West, and have a collective 16-5 record in that region: 1977 (0-1), 1986 (4-0), 1990 (1-1), 1992 (1-1), 1994 (2-1), 2000 (0-1), 2005 (4-0), 2012 (4-0). UofL Coach Rick Pitino started his 1997 NCAA runner-up run at Kentucky in the West Region, falling to Arizona in the national championship game. Nine of the last 17 BIG EAST teams that reached the Final Four advanced by way of the West Region.

■ **Louisville Unique Accomplishment** — Louisville is the only university in the nation which over the last six years has reached each of the men's and women's Final Four, a BCS bowl game, the College World Series and the Men's Soccer College Cup. Louisville was national runner up in the 2009 Women's Final Four and 2010 Men's Soccer College Cup, won the 2007 Orange Bowl, and participated in the 2005 Men's Final Four and 2007 College World Series.

■ **Success at Home** -- Louisville has a 35-6 record (.854) in the KFC Yum! Center in its second year in the massive facility (16-4 this season). Before falling to Georgetown on Dec. 28, the Cardinals had a 20-game win streak, UofL's longest in 28 years and it was tied for the sixth-longest in school history. The atmosphere in the facility has been terrific with an energized fan base that has obvious pride in the arena.

■ **Tough Schedule** — Louisville played 19 of its 35 games prior to the NCAA against teams in the NCAA Tournament, compiling an 11-8 mark against those foes (defeated Cincinnati, Connecticut, Lamar, Long Beach State, Marquette, Memphis, Notre Dame, Ohio, Vanderbilt, Western Kentucky, West Virginia; lost to Cincinnati, Georgetown, Kentucky, Marquette, Notre Dame, USF, Syracuse twice). Louisville has posted a 6-1 record this season against non-conference teams it faced that were in the NCAA Tournament field, beating six conference champions. UofL played 16 games in the regular season against teams which were ranked or receiving votes in the ESPN/USA Today preseason poll, including eight games against teams that opened the season ranked among the top 11 teams. Four BIG EAST teams are ranked among the nation's top 25 teams in the ESPN/USA Today poll. The Cards' schedule is ranked as the seventh toughest in the nation by the ratings percentage index (RPI).

□ During regular-season action, UofL beat six opponents that either won their respective league's regular-season and/or tournament titles:

- Lamar (Nov. 13) – Southland Conference Tournament Champion; won the regular-season East Division crown
- Ohio University (Nov. 25) – Mid-American Conference Tournament Champ
- Long Beach State (Nov. 28) – Big West Conference Tournament Champion; regular-season title
- Vanderbilt (Dec. 2) – Southeastern Conference Tournament Champion
- Memphis (Dec. 17) – Conference USA Tournament Champion; regular-season title
- Western Kentucky (Dec. 23) – Sun Belt Conference Tournament Champion

■ **Gordon, Wheat Honored** — Former UofL All-America guards Lancaster Gordon and DeJuan Wheat were added to the list of honored jersey names displayed in the KFC Yum! Center in a ceremonies this season.

Gordon (1980-84) is among the top U of L career scorers (1,614, 14th at U of L) and his 192 career steals rank seventh all-time. A native of Jackson, Miss, the 6-3 guard helped U of L to a combined 102-34 record and two NCAA Final Four appearances. A two-time All Metro Conference selection, Gordon was selected as the 1983 NCAA Mideast Region Most Outstanding Player, scoring 24 points in the regional title game against Kentucky in the original "Dream Game." He was a first-round NBA draft pick (eighth overall) who played four years in the NBA with the Los Angeles Clippers.

A local product who played at Ballard High School in Louisville, Wheat (1993-97) was the first player in NCAA Division I history with career totals of at least 2,000 points, 450 assists, 300 three-point goals and 200 steals. He completed his career with 2,183 points (second all-time at U of L), 498 assists (4th), 323 three pointers (2nd) and 204 steals (6th). A third-team All-America selection by *Basketball Times*, Wheat started a school-record 136 consecutive games and finished his career as U of L's all-time leader in minutes played (4,560). He helped the Cardinals post a combined 95-41 record with four NCAA Tournament appearances, including a Sweet 16 and Elite Eight in his last two years. He played 12 seasons of professional basketball, playing his last five years in Mexico with Soles de Mexicali.

■ **Kuric Scores Big** -- Kyle Kuric's 20 points against Marquette in the BIG EAST quarterfinals was his third game with 20 or more this season. He added four rebounds and a career-high matching three blocked shots. His 972 career points are just 28 short of 1,000 and he is ninth in career three-pointers at UofL (168 now). Kuric earned all-tournament honors in the BIG EAST Championship, averaging a team-high 14.5 points in the four games.

**MOST THREE-POINT GOALS / CAREER**

Rk. / Player	Year	3FGM
1. Taquan Dean	2002-06	359
2. DeJuan Wheat	1993-97	323
3. Reece Gaines	1999-02	225
4. Jerry Smith	2006-10	210
5. Edgar Sosa	2006-10	200
6. Preston Knowles	2007-11	198
7. Terrence Williams	2005-09	195
8. Francisco Garcia	2002-05	180
9. Kyle Kuric	2008-12	168
10. Larry O'Bannon	2001-05	163

**Nation's Toughest Schedules by the Ratings Pct. Index (Through March 25)**

1 Michigan State
2 North Carolina
3 Duke
4 Connecticut
5 Vanderbilt
6 Ohio State
7 Louisville
8 Baylor
9 Colorado State
10 Florida State
11 Wisconsin
12 Marquette
13 Kansas
14 Georgetown
15 Syracuse

■ **Swopshire Quality Relief** -- Jared Swopshire grabbed a career-high 12 rebounds against Marquette in the BIG EAST quarterfinals while pressed into extended action with center Gorgui Dieng in foul trouble. Swopshire's eight points marked only the sixth time he has scored as many this season, four of which occurred in the Cardinals' first six games. Swopshire blocked a season-high two shots against Notre Dame in the BIG EAST semifinals, adding two points, three rebounds and two assists. He averaged 3.8 points and 4.5 rebounds and made 9-of-11 free throws (.818) for the four games of the BIG EAST Championship.

■ **Big Crowds** — Louisville fans have flocked to the KFC Yum! Center, including eight crowds exceeding 22,000. In 20 home games this season, Louisville averaged 21,503 fans, topped only by Syracuse and Kentucky. The top crowd of the season came on Feb. 26 when the Cardinals faced Pittsburgh in front of 22,746 fans, fifth-largest ever in KFC Yum! Center. On the initial day of practice on Oct. 14, the Cards' intrasquad scrimmage was televised locally and on ESPN3.com and in front of 11,614 fans.

**Largest KFC Yum! Center Crowds**

Crowd	Opponent	Result	Date
1. 22,803	Kentucky	L 63-78	12/31/10
2. 22,776	Connecticut	W 71-58	2/18/11
3. 22,758	Pittsburgh	W 62-59	2/27/11
4. 22,755	Syracuse	W 73-69	2/12/11
5. 22,746	Pittsburgh	W 57-54	2/25/12
6. 22,738	Syracuse	L 51-52	2/13/12
7. 22,733	Memphis	W 95-87	12/17/11
8. 22,728	Vanderbilt	W 62-60/ot	12/ 2/11
9. 22,724	Providence	W 87-60	3/ 2/11
10. 22,723	Butler	W 88-73	11/16/10

■ **Pitino a Hall of Fame Finalist** -- University of Louisville men's basketball coach Rick Pitino is one of 12 finalists to be considered for election into the Naismith Memorial Basketball Hall of Fame announced Feb. 24 at NBA All-Star Weekend in Orlando. The complete list of finalists included from the North American Screening Committee are players Maurice Cheeks, Bernard King, Reggie Miller, Ralph Sampson and Jamaal Wilkes; coaches Bill Fitch, Dick Motta, Don Nelson and Pitino; and referee Hank Nichols. Player Katrina McClain and team The All American Red Heads are finalists from the Women's Screening Committee.

Also announced were five Direct Elects who are the initial members of the Class of 2012. They include Mel Daniels voted in from the American Basketball Association (ABA) Committee, Don Barksdale from the Early African American Pioneers Committee, Lidia Alexeeva from the International Committee, Chet Walker from the Veterans Committee and Phil Knight from the Contributors Direct Election Committee. This year marks the second year of the direct elect process. Last year, the ABA and Early African-American Pioneers committees were added to maintain a strong focus on keeping history on the forefront of the voting process and to preserve a balance between two eras of basketball. These five individuals have been directly elected into the Hall of Fame and will be a part of the Enshrinement Ceremonies in September along with the eventual members from the North American and Women's committees.

The Class of 2012 will be announced on Monday, April 2 at a news conference in New Orleans prior to the NCAA's Men's Championship game. A finalist needs 18 of 24 votes from the Honors Committee for election into the Naismith Memorial Basketball Hall of Fame. The Class of 2012 will be enshrined during festivities in Springfield, Mass. on Friday, September 7.

■ **Pitino Wins No. 250 With Cards** — U of L Coach Rick Pitino won his 250th coaching victory at Louisville with a 59-54 win over Ohio University on Nov. 25. Pitino's 250th win with the Cards made him the eighth NCAA Division I coach to amass 250 or more wins with one school and 200+ at another (Pitino went 219-50 at Kentucky from 1989-97). Active coaches currently on that list are Connecticut's Jim Calhoun and North Carolina's Roy Williams. Pitino, who has averaged over 24 wins in his 11th season with the Cardinals, gained his 600th career collegiate victory in the Cards' opener this year.

**Pitino's Milestone Victories at UofL**

No.	Date	Score
1	11/18/01	Louisville 92, South Alabama 38
50	12/23/03	Louisville 107, VMI 56
100	12/4/05	Louisville 67, Arkansas St. 55
150	12/26/07	Louisville 73, Morehead St. 49
200	3/27/09	Louisville 103, Arizona 64
250	11/25/11	Louisville 59, Ohio University 54

■ **Cards Faced Three of the 2011 NCAA Final Four teams** -- Louisville faced three of the four teams in the 2011 NCAA Final Four, producing a 3-2 record during the season against those teams. The Cardinals beat national champion Connecticut twice in three meetings, defeated national runner-up Butler in their opener, and fell to Kentucky. U of L plays all three again in 2011-12. U of L played 18 of its 34 games prior to the NCAA Tournament against teams that participated in the NCAA Tournament, compiling an 11-7 mark against those foes. UofL posted a 5-2 record last season against teams seeded 1-3. Louisville faced top seeds Kentucky and Syracuse this season, losing three meetings.

■ **Cards Feature A Pair of Kings** — U of L's basketball team has a pair of "kings" on its roster. Junior guard Peyton Siva was crowned U of L's 2011 Homecoming King on Oct. 29, 2011 at halftime of the Cardinals' homecoming football game against Syracuse. Senior forward Kyle Kuric received the similar honor last year and presented Siva with the recognition this year. Kuric serves as a student body representative on the U of L Athletic Association Board of Directors, the governing body for the Cardinals' athletic department.

■ **Eighteen Sweet 16s for Cardinals** -- Louisville advanced to its 18th NCAA Sweet 16 appearance this year, and its first since in 2009. Only four teams have been to more Sweet 16 appearances than Louisville's 18 since the NCAA began Sweet 16 records in 1975 (North Carolina 25, Kentucky 24, Duke 22 and Kansas 19). Louisville has been to at least the Sweet 16 in four of the last eight years and has reached the Elite Eight three of the last five years.

Louisville's NCAA Sweet 16 teams: 1975, 1978, 1979, 1980, 1982, 1983, 1984, 1986, 1988, 1989, 1993, 1994, 1996, 1997, 2005, 2008, 2009, 2012.

The Cardinals have reached the NCAA Elite Eight on 12 occasions, including three of the last five years (1959, 1972, 1975, 1980, 1982, 1983, 1986, 1997, 2005, 2008, 2009, 2012). The Cardinals have an 8-4 record in regional championship games.

**NCAA Sweet 16 Appearances (since 1975)**

North Carolina	. 25
Kentucky	..... 24
Duke	..... 22
Kansas	..... 19
Louisville	..... 18

**HEAD COACH RICK PITINO**

In his 27th season as a collegiate head coach and 11th at Louisville, U of L Coach **Rick Pitino** has compiled a 629-233 overall record (275-105 at U of L). The first coach to take three different



schools to the NCAA Final Four including his 2005 Cardinal team, his .730 winning percentage entering the season ranks him 11th among active coaches and No. 34 all-time. Among active coaches, Pitino (Massachusetts '74) has the third-highest winning percentage in NCAA Tournament games (.737 winning percentage, 42-15 record in 17 NCAA tournament appearances). He guided Kentucky to three NCAA Final Four appearances in eight seasons (1989-97), winning the 1996 NCAA Championship and reaching the national title game in 1997. He has also served as head coach at Providence College (1985-87, 1987 Final Four), Boston University (1978-83), Hawaii (last six games in 1975-76) as well as the NBA New York Knicks (1987-89) and Boston Celtics (1997-2001).

■ **Louisville Host for NCAA Tournament** -- Louisville served as the host institution for the NCAA Men's Basketball Tournament Second and Third rounds on Thursday, March 15 and Saturday, March 17, 2012 at the KFC Yum! Center. It is the first NCAA men's basketball tournament event the Cardinals hosted since the 1991 NCAA Southeast Regional in Freedom Hall.

Tickets were sold out in advance of the teams being selected for the event with over 21,000 tickets sold.

**Winningest Active Division I Men's Coaches by Percentage**

(Minimum five years as a Division I head coach; includes record at four-year colleges only)

Coach, College	Yrs.	Won	Lost	Pct.
1. Roy Williams, N.Carolina	24	675	169	.800
2. Mark Few, Gonzaga	13	342	90	.792
3. Dave Rose, BYU	8	185	54	.774
4. Thad Matta, Ohio State	12	323	95	.773
5. John Calipari, Kentucky	20	503	152	.768
6. Bo Ryan, Wisconsin	28	651	204	.761
7. Mike Krzyzewski, Duke	37	927	291	.761
8. Jamie Dixon, Pittsburgh	9	234	76	.755
9. Bill Self, Kansas	19	475	157	.752
10. Jim Boeheim, Syracuse	36	890	304	.745
11. Rick Pitino, Louisville	27	629	233	.730
12. Bob Huggins, W. Virginia	30	710	267	.727
13. Tom Izzo, Michigan St.	17	412	169	.709
14. Rick Majerus, Saint Louis	25	517	216	.705
15. Billy Donovan, Florida	18	421	178	.703
16. Danny Kaspar, SF-Austin	21	438	188	.700
17. Sean Miller, Arizona	8	189	82	.697

Above records updated through March 18

■ **Pitino One of Eight with Four** -- With the Cardinals' NCAA Tournament appearance in 2003, U of L Coach Rick Pitino joined a select group of eight coaches who have taken teams from four different schools to the NCAA Tournament.

Coach	First Team	Second Team	Third Team	Fourth Team
<b>Rick Pitino</b>	<b>Boston U.</b>	<b>Providence</b>	<b>Kentucky</b>	<b>Louisville</b>
John Beilein	Canisius	Richmond	West Virginia	Michigan
Lefty Driesell	Davidson	Maryland	James Madison	Georgia State
Jim Harrick	Pepperdine	UCLA	Rhode Island	Georgia
Lon Kruger	Kansas State	Florida	Illinois	UNLV
Tom Penders	Rhode Island	Texas	George Washington	Houston
Tubby Smith	Tulsa	Georgia	Kentucky	Minnesota
Eddie Sutton	Creighton	Arkansas	Kentucky	Oklahoma State

■ **Pitino One of Twelve with Two Different Final Four Schools** -- U of L Coach Rick Pitino is the first coach to take three different schools to the Final Four. Only 12 coaches have taken teams from two different schools to the NCAA Final Four. Pitino has coached five Final Four teams (Providence 1987; Kentucky 1993, 1996 and 1997; Louisville 2005), including winning the 1996 NCAA Championship at Kentucky and a runner-up finish there in 1997. Pitino is one of eight coaches all-time who have reached the Final Four at least six times.

■ **Pitino Third in Active NCAA Winning Percentage** -- Pitino has a 40-15 record in NCAA Tournament play (.737), ranking him third among active coaches in NCAA Tournament winning percentage. Pitino has guided 17 teams to the NCAA Tournament, including nine of his last 10 at Louisville (six straight). He has guided a team into the NCAA Tournament in 15 of his last 17 seasons coaching in the collegiate ranks (last six straight Kentucky teams from 1992-97; 2003-05, 2007-11 at U of L). Pitino's teams have won 27 of his last 36 NCAA games, spanning his last 11 NCAA appearances (1996, 1997, 2003-05, 2007-12).

#### Most Tournament Appearances - Active

29, Jim Boeheim, 1977-2011  
 28, Mike Krzyzewski, 1984-2011  
 22, Jim Calhoun, 1981-2011  
 22, Roy Williams, 1990-2011  
 20, Rick Barnes, 1989-2011  
 20, Bob Huggins, 1986-2011  
**17, Rick Pitino, 1983-2011**  
 16, Tubby Smith, 1994-2011  
 15, Tom Izzo, 1998-2011  
 14, Mike Montgomery, 1989-2010

#### Most NCAA Tournament Wins - Active

79, Mike Krzyzewski, Duke, 1984-2011  
 61, Roy Williams, Kansas, N. Car., 1990-2012  
 49, Jim Calhoun, Northeastern & Connecticut, 1981-2011  
 48, Jim Boeheim, Syracuse, 1976-2012  
**42, Rick Pitino, Boston U., Providence, Kentucky and Louisville, 1983-2012**  
 37, Tom Izzo, Michigan State, 1998-2012  
 32, Bill Self, Kansas, 1999-2012  
 29, Tubby Smith, Tulsa, Georgia & Kentucky 1994-2010  
 27, Bob Huggins, Akron, Cincinnati, West Virginia, 1986-2011

## Pitino's NCAA Tournament Results

### Boston University

1983

■ March 15 (East Region opening round, Philadelphia, Pa.): LaSalle 70, Boston U. 58

### Providence College

1987

■ March 12 (Southeast Region first round, Birmingham, Ala.): Providence 90, UAB 68  
 ■ March 14 (Southeast Region second round, Birmingham, Ala.): PC 90, Austin Peay 87 (OT)  
 ■ March 19 (Southeast Region semifinals, Louisville, Ky.): Providence 103, Alabama 82  
 ■ March 21 (Southeast Region championship, Louisville, Ky.): Providence 88, Georgetown 73  
 ■ March 28 (National semifinals, New Orleans, La.): Syracuse 77, Providence 63

### Kentucky

1992

■ March 20 (East Region first round, Worcester, Mass.): Kentucky 88, Old Dominion 69  
 ■ March 22 (East Region second round, Worcester, Mass.): Kentucky 106, Iowa State 98  
 ■ March 26 (East Region semifinals, Philadelphia, Pa.): Kentucky 87, Massachusetts 77  
 ■ March 28 (East Region championship, Philadelphia, Pa.): Duke 104, Kentucky 103 (ot)

1993

■ March 19 (Southeast Region first round, Nashville, Tenn.): Kentucky 96, Rider 52  
 ■ March 21 (Southeast Region second round, Nashville, Tenn.): Kentucky 83, Utah 62  
 ■ March 25 (Southeast Region semifinal, Charlotte, NC.): Kentucky 103, Wake Forest 69  
 ■ March 27 (Southeast Region championship, Charlotte, NC.): Kentucky 106, Florida State 81  
 ■ April 3 (National semifinals, New Orleans, LA): Kentucky 78, Michigan 81

1994

■ March 18 (Southeast Region first round, St. Petersburg, Fla.): Kentucky 83, Tenn. St. 70  
 ■ March 20 (Southeast Region second round, St. Petersburg, Fla.): Kentucky 63, Marquette 75

1995

■ March 16 (Southeast Region first round, Memphis, Tenn.): Kentucky 113, Mount St. Mary's 67  
 ■ March 18 (Southeast Region second round, Memphis, Tenn.): Kentucky 82, Tulane 60  
 ■ March 23 (Southeast Region semifinal, Birmingham, Ala.): Kentucky 97, Arizona State 73  
 ■ March 25 (Southeast Region championship, Birmingham, Ala.): Kentucky 61, North Carolina 74

1996

■ March 14 (Midwest Region first round, Dallas, TX): Kentucky 110, San Jose St. 72  
 ■ March 16 (Midwest Region second round, Dallas, TX): Kentucky 84, Virginia Tech 60  
 ■ March 21 (Midwest Region semifinal, Minneapolis, Minn.): Kentucky 101, Utah 70  
 ■ March 23 (Midwest Region championship, Minneapolis, Minn.): Kentucky 83, Wake Forest 63  
 ■ March 30 (National semifinal, East Rutherford, N.J.): Kentucky 81, Massachusetts 74  
 ■ April 1 (National championship, East Rutherford, N.J.): Kentucky 76, Syracuse 67

1997

■ March 13 (West Region first round, Salt Lake City, Utah): Kentucky 92, Montana 54  
 ■ March 15 (West Region second rounds, Salt Lake City, Utah): Kentucky 75, Iowa 69  
 ■ March 20 (West Region semifinal, San Jose, Calif.): Kentucky 83, St. Joseph's 68  
 ■ March 22 (West Region championship, San Jose, Calif.): Kentucky 72, Utah 59  
 ■ March 20 (National semifinal, Indianapolis, Ind.): Kentucky 78, Minnesota 69  
 ■ March 20 (national championship, Indianapolis, Ind.): Kentucky 79, Arizona 84 (ot)

### Louisville

Pitino's NCAA Tournament results while at Louisville are listed on page 21 of these notes.

## U of L Coach Rick Pitino in the NCAA Tournament

### NCAA Tournament Winning Pct. - Active

(minimum 10 games)

.767 (79-24) Mike Krzyzewski, Duke, 1984-2012  
 .753 (61-20) Roy Williams, Kansas and North Carolina, 1990-2012  
**.737 (42-15) Rick Pitino, Boston U., Providence, Kentucky, Louisville 1983-2012**  
 .733 (11-4) Brad Stevens, Butler, 2008-11  
 .730 (27-10) Billy Donovan, Florida, 1999-2012  
 .727 (32-12) Bill Self, Tulsa, Illinois and Kansas, 1999-2012  
 .725 (37-14) Tom Izzo, Michigan St., 1998-2012  
 .721 (49-19) Jim Calhoun, Northeastern and Connecticut, 1981-2012

### Three Different Teams Taken to the Final Four

Coach	First Team	2nd Team	3rd Team
Rick Pitino	Providence	Kentucky	Louisville

### Active Coaches Who Have Won An NCAA Title

Coach	Current	Won Title	Year(s)
Rollie Massimino	Northwood	Villanova	1985
Steve Fischer	San Diego St.	Michigan	1989
Mike Krzyzewski	Duke	Duke '91, '92, '01, '10	
<b>Rick Pitino</b>	<b>Louisville</b>	<b>Kentucky</b>	<b>1996</b>
Tubby Smith	Minnesota	Kentucky	1998
Jim Calhoun	Connecticut	UConn '99, '04, '11	
Tom Izzo	Michigan St.	Michigan St.	2000
Jim Boeheim	Syracuse	Syracuse	2003
Roy Williams	North Carolina	N. Carolina	'05, '09
Billy Donovan	Florida	Florida	'06, '07
Bill Self	Kansas	Kansas	2008

### Final Four Appearances, All-Time

12 John Wooden, UCLA 1962-75  
 11 Mike Krzyzewski, Duke, 1986-2010  
 11 Dean Smith, North Carolina, 1967-97  
 7 Roy Williams, Kansas/North Carolina, 1990-2009  
**6 Rick Pitino, Providence / Kentucky / Louisville, 1987-2005**  
 6 Denny Crum, Louisville, 1972-86  
 6 Tom Izzo, Michigan State, 1999-2010  
 6 Adolph Rupp, Kentucky, 1942-66  
 5 Bobby Knight, Indiana, 1973-92  
 5 Guy Lewis, Houston, 1967-84  
 5 Lute Olson, Iowa / Arizona, 1980-2001

### Most NCAA Tournament Games - Active

103, Mike Krzyzewski, Duke, 1984-2012  
 81, Roy Williams, Kansas, N. Car., 1990-2012  
 77, Jim Boeheim, Syracuse, 1976-2012  
 68, Jim Calhoun, Northeastern & Connecticut, 1981-2012  
**57, Rick Pitino, Boston U., Providence, Kentucky and Louisville, 1983-2012**  
 51, Tom Izzo, Michigan St., 1998-2012  
 47, Bob Huggins, Akron & Cincinnati, West Virginia, 1986-2012  
 44, Bill Self, Illinois & Kansas, 1999-2012  
 44, Tubby Smith, Tulsa, Georgia, Kentucky and Minnesota, 1994-2010  
 40, Rick Barnes, Providence, Clemson & Texas, 1989-2012

■ **Pitino Reaches 600 Victories** — U of L Coach Rick Pitino gained his 600th collegiate coaching win with an 83-48 victory over UT Martin in the Cardinals' opening game on Nov. 11. His 629-233 record in his 26+ seasons of collegiate coaching ranks him 12th among active coaches in winning percentage (.730).

A total of 39 Division I coaches have reached 600 wins in a career, including 11 active coaches. Pitino is only the sixth active coach with 600 career victories and a winning percentage of .725 or better. Ben Braun of Rice (584 wins entering the season), and Bobby Cremins of the College of Charleston (567) also have a chance to add their names to the list of 600-win coaches in 2011-12. Louisville is just the third NCAA school to have two coaches reach the plateau while at the institution (other UofL coach is Denny Crum), joining North Carolina (Dean Smith, Roy Williams) and Oklahoma State (Henry Iba, Eddie Sutton) in that distinction.

In a discussion just before the season, it was discovered that Pitino had a few additions to his career record. As an assistant coach in his second year at Hawaii during the 1975-76 season, Pitino coached the Rainbows for the final six games of the season after the head coach was relieved of his duties. Hawaii won two of those contests. The 2-4 record had not been previously included on his career coaching record and is not reflected in the Cardinals' current media guide.

**Fastest Coaches to 600 Wins**

Rk.	Name, School	G	W	L	Pct.	Yr./Season
1.	Adolph Rupp, Kentucky .....	704	600	104	.852	27th 1959
2.	Jerry Tarkanian, Long Beach St.& UNLV .....	720	600	120	.833	24th 1992
3.	Roy Williams, Kansas & North Carolina .....	739	600	139	.812	22nd 2010
4.	John Wooden, Indiana St. & UCLA .....	755	600	155	.795	27th 1973
5.	Dean Smith, North Carolina .....	773	600	173	.776	26th 1987
6.	Henry Iba, Northwest Mo. St., Colorado & Oklahoma St. ....	775	600	175	.774	29th 1958
7.	Phog Allen, Baker, Haskell, Central Mo. & Kansas .....	780	600	180	.769	41st 1947
8.	Ed Diddle, Western Kentucky .....	790	600	190	.759	32nd 1954
9.	Jim Boeheim, Syracuse .....	807	600	207	.743	25th 2001
10.	Bob Knight, Army & Indiana .....	812	600	212	.739	27th 1993
10.	Bob Huggins, Walsh, Akron, Cincinnati, Kansas St. & West Virginia .....	812	600	212	.739	26th 2008
12.	Lute Olson, Long Beach St., Iowa, Arizona .....	815	600	215	.736	27th 2000
13.	John Chaney, Cheyney & Temple .....	816	600	216	.735	27th 1999
14.	Mike Krzyzewski, Army & Duke .....	823	600	223	.729	26th 2001
15.	<b>Rick Pitino, Hawaii, Boston U., Providence, Kentucky, Louisville .....</b>	<b>824</b>	<b>600</b>	<b>224</b>	<b>.728</b>	<b>27th 2011</b>
16.	Denny Crum, Louisville .....	825	600	225	.727	26th 1997

■ **Pitino 600 Wins at Five Schools** -- U of L Coach Rick Pitino is just the second coach to have wins at five different Division I schools among his first 600 victories.

The other is the recently retired Tom Penders, who coached for 36 years at seven different schools, including six at the Division I level (Columbia, Fordham, Rhode Island, Texas, George Washington and Houston).

■ **More 600** -- Pitino is the fourth active BIG EAST coach with 600 wins, the most for any conference ... Pitino is the 11th coach to win 600 games in 27 or fewer seasons ... Pitino is the fourth coach to earn his 600th win in a season opener, joining Phog Allen (1946-47), Jerry Tarkanian (1991-92), and Jim Calhoun (2001-02).

■ **Exceeding Expectations Last Season** — Tied for third in arguably the toughest conference in the nation in 2010-11, the Cardinals were picked eighth in the league and did not receive a single vote in the AP preseason poll. Despite having 10 players who missed games with injuries last year, the Cardinals earned their ninth straight season with 20 wins. Louisville opened the season with no regular starters from the previous season. Louisville defeated seven Top 25 teams and rose to as high as 11th in both the AP and ESPN/USA Today poll. Louisville was the only school in the nation to defeat three top-five squads in 2010-11.

Rick Pitino, head coaching history				
School	First yr.	Last yr.	W	L Pct.
Hawaii	1975-76	1975-76	2	4 .333
Boston U.	1978-79	1982-83	91	51 .641
Providence	1985-86	1986-87	42	23 .646
Kentucky	1989-90	1996-97	219	50 .814
Louisville	2001-02	Present	275	105 .724
<b>Total</b>			<b>630</b>	<b>233 .730</b>

**600 wins, .725 career winning percentage (active Division I coaches through March 24)**

Coach, school	Record	Pct.
Mike Krzyzewski, Duke	927-291	.761
Jim Boeheim, Syracuse	890-304	.747
Bob Huggins, West Virginia	710-267	.727
Roy Williams, North Carolina	675-169	.800
Bo Ryan, Wisconsin	651-204	.761
Rick Pitino, Louisville	629-233	.730

**Pitino's Milestone Collegiate Victories**

No.	Date	Score
1	2/28/76	Hawaii 82, Portland 58
100	12/21/86	Providence 93, Howard 84
200	3/22/92	Kentucky 106, Iowa State 98
300	1/20/96	Kentucky 124, TCU 80
400	12/7/03	Louisville 56, Holy Cross 40
500	11/24/07	Louisville 64, Old Dominion 53
600	11/11/11	Louisville 83, UT Martin 48

**Pitino's Milestone Collegiate Games**

No.	Date	Score
100	1/12/82	Boston U. 96, Holy Cross 82
200	2/7/87	Pittsburgh 87, Providence 81
300	3/14/92	Kentucky 80, LSU 74
400	3/10/95	Kentucky 93, Auburn 81
500	1/26/02	Louisville 97, DePaul 67
600	1/9/05	Memphis 85, Louisville 68
700	1/19/08	Seton Hall 92, Louisville 82
800	12/27/10	Louisville 104, Morgan State 74

**Pitino Results at Hawaii, 1975-76**

Date	Opponent	Result
Feb. 9	at Long Beach State	L 65-67
Feb. 16	at San Jose State	L 76-77 (ot)
Feb. 21	UNLV	L 99-114
Feb. 27	Texas-Pan American	L 81-93
Feb. 28	Portland	W 82-58
Mar. 1	Portland	W 65-62 (ot)

■ **Cards Among Nation's Best in Pitino Era**

— Louisville is among 15 programs in the nation that have won at least 70 percent of their games over the last 11 years. Louisville has a .724 winning percentage since U of L Coach Rick Pitino took over the reins of the Cardinal program, 13th best in the nation. Three additional BIG EAST schools are among that group, including Pittsburgh, Connecticut and Syracuse.

**Best Winning Percentage Last 11 Years**

*Louisville is among the top 20 programs in the nation in winning percentage over the last 11 seasons under Pitino. (records through March 24)*

School	2011-12	2001-11	Total	Pct.
Kansas	31-6	300-58	331-64	.838
Duke	27-7	292-61	319-68	.824
Memphis	26-9	280-64	306-73	.807
Gonzaga	26-7	264-67	290-74	.797
Pittsburgh	20-16	273-71	293-87	.771
Kentucky	36-2	257-89	293-91	.763
Syracuse	34-3	256-92	290-95	.753
Florida	26-11	257-89	284-99	.742
North Carolina	32-6	252-98	284-104	.732
Xavier	23-13	248-87	271-100	.730
Connecticut	20-14	257-88	277-102	.731
Wisconsin	26-10	242-91	268-101	.726
<b>Louisville</b>	<b>30-9</b>	<b>245-96</b>	<b>275-105</b>	<b>.724</b>
Texas	20-14	254-92	274-106	.721
Ohio State	31-7	221-95	252-102	.712
Michigan State	29-8	245-108	274-116	.703
Marquette	27-8	229-105	256-113	.694
Illinois	17-15	244-102	261-117	.690
Arizona	23-12	226-107	249-119	.677
Western Ky.	16-19	223-99	239-118	.669
Mississippi St.	21-12	220-111	241-123	.662

■ **Blackshear Debuts** -- U of L freshman Wayne Blackshear saw his first action of the season at West Virginia after recovering from Nov. 1 shoulder surgery. Blackshear totaled 13 points, four rebounds, one steal and one blocked shot at WVU (5-of-9 FG, 3-of-5 3FG). His 13 points tied for the eighth-highest scoring output in a UofL freshman debut. He played six minutes against Syracuse and had six points and two rebounds in nine minutes of action while returning to his home area when the Cardinals played at DePaul on Feb. 18. He fell on his shoulder in practice and missed the Cards' Feb. 23 game at Cincinnati but returned to play four minutes against Pitt on Feb. 26 and has played in the Cards' last 10 games, including a starting role at Syracuse on March 3.

Blackshear suffered a torn labrum in his right shoulder on Oct 28, began non-contact drills in early January, began practicing with the team on Feb. 1 and was medically cleared to play in games on Feb. 8. A 6-5 McDonald's High School All-American from Chicago, Blackshear had been cleared by the NCAA initial eligibility center to participate as a freshman on Oct. 24. He had suffered an injury to his left shoulder as he closed out his high school career, had surgery to repair it, and had spent the summer rehabilitating that shoulder. He averaged 32.6 points, 14.6 rebounds, 5.6 assists and 3.7 steals as a senior for Morgan Park High School last season.

■ **Cards Win Global Sports Invitational** — Louisville won its 26th regular season tournament championship when it beat Ohio University 59-54 in the final game of the event. Both teams entered the game having won all three of its games in the round-robin format of the tournament.

■ **Rozier Signs With Cards** --Terry Rozier, a 6-1, 170-pound guard from Shaker Heights (Ohio) High School, has signed a national letter-of-intent to continue his basketball playing career at the UofL. Rozier averaged 18.2 points, 4.5 rebounds and 3.2 assists as a junior last season as Shaker Heights won nine of their last 13 games en route to a 14-8 record. An All Lake Erie League selection as a sophomore and junior, Rozier is rated 88th overall in the 2012 ESPNU Top 100 players, is listed No. 112 by Rivals in the class of 2012, and is the 20th rated point guard in the nation by Scout.com.

He scored 27 points in the first game of his senior season. He had 10 points and three steals for his USA Midwest team in a 99-93 victory over Canada in the championship game of the 2011 Nike Global Challenge.

#### Last time an individual had ...

	<i>For Louisville</i>	<i>For A Louisville Opponent</i>
<b>30 or more points</b>	30 by Russ Smith vs. Kentucky (12/31/11)	36 by Scottie Reynolds, Villanova (1/11/10)
<b>35 or more points</b>	36 by Samardo Samuels vs. Notre Dame (2/17/10)	36 by Scottie Reynolds, Villanova (1/11/10)
<b>20 points in a half</b>	20 by Preston Knowles 2H vs. UNLV (12/11/10)	24 by Austin Freeman, Georgetown, 2H (2/23/10)
<b>15 or more rebounds</b>	15 by Gorgui Dieng vs. Western Ky. (12/23/11)	19 by Michael Kidd-Gilchrist, Kentucky (12/31/11)
<b>20 or more rebounds</b>	23 by Ellis Myles vs. Tennessee St. (12/1/01)	21 by Dwayne Whitfield, Jackson St. (11/23/94)
<b>A four-point play</b>	Russ Smith vs. Kentucky (12/31/11)	Ryan Boatright, Connecticut (2/6/12)
<b>12 made free throws</b>	16 by Samardo Samuels vs. Notre Dame (2/17/10)	12 by Anthony Davis, Kentucky (12/31/11)
<b>7 made three-point goals</b>	7 by Preston Knowles vs. Syracuse (2/12/11)	7 by Anthony Mason Jr., St. John's (1/26/08)
<b>10 or more assists</b>	10 by Peyton Siva vs. DePaul (2/5/11)	14 by Vincent Council, Providence (1/10/11)
<b>5 or more blocked shots</b>	6 by Gorgui Dieng vs. Seton Hall (3/7/12)	6 by Anthony Davis, Kentucky (12/31/11)
<b>5 or more steals</b>	6 by Russ Smith vs. DePaul (2/18/12)	6 by Jae Crowder, Marquette (1/16/12)

#### The Last Time a Team ...

	<b>Louisville</b>	<b>Opponent</b>
<b>Scored 100 points</b>	104-82 victory over Morgan St. (12/27/10)	101-80 loss at Cincinnati (5/22/03)
<b>Scored less than 50 points</b>	46-52 loss to Drexel (12/14/10)	57-44 victory over Michigan State (3/22/12)
<b>Scored 60 points in a half</b>	61 vs. NW St.; 2nd H of 100-87 win (11/18/06)	60 by Tulane; 2nd H of 109-96 win (1/18/90)
<b>Scored under 20 points in a half</b>	17 vs. USF; 1st H of 51-58 loss (2/29/12)	18 by Michigan St.; 1H, 57-44 UL win (3/22/12)
<b>Had a +20 Rebound Margin</b>	24 (45-21) vs. Providence (1/6/09)	26 (57-31) by Kentucky (12/31/11)
<b>Grabbed 60 or more rebounds</b>	60 vs. East Carolina (1/19/05)	60 by George Mason (1/4/94)
<b>Grabbed less than 25 rebounds</b>	24 vs. Georgetown (3/8/08)	22 by Delaware State (3/17/06)
<b>Shot 60% or better from the field</b>	.646 (42-65) vs. Western Ky. (12/22/10)	.614 (43-70) by Charlotte (2/11/01)
<b>Shot 30% or below from the field</b>	.296 (16-54) vs. UNLV (12/31/08)	.276 (16-58) by Seton Hall (1/28/12)
<b>Shot 70% from the field for a half</b>	.700 (14-20) vs. Pitt in 2nd H (1/21/12)	.765 (13-17) by Georgetown in 2nd H (1/31/11)
<b>Made 5 or less free throws</b>	5 vs. Syracuse (3/3/12)	5 by New Mexico (3/17/12)
<b>Made 15 three-point goals</b>	16 vs. Western Kentucky (12/22/10)	17 by Notre Dame (2/4/06)
<b>Made No three-point goals</b>	0 vs. Wyoming (1/18/92)	0 by Connecticut (2/2/08)
<b>Shot 60% from the three-point line</b>	.739 (17-23) vs. Morgan State (12/27/10)	.600 (9-15) by Providence (1/10/11)
<b>Handed out 25 or more assists</b>	25 vs. Morgan State (12/27/10)	25 by Notre Dame (2/28/08)
<b>Handed out 5 or less assists</b>	5 vs. Texas A&M (3/17/07)	2 by Arkansas State (11/22/11)
<b>Committed 25 or more turnovers</b>	26 vs. West Virginia (1/31/09)	26 by Marquette (3/9/12)
<b>Committed 5 or fewer turnovers</b>	5 vs. San Francisco (12/8/10)	4 by Temple (2/20/94)
<b>Blocked 10 or more shots</b>	10 vs. St. John's (1/3/12)	14 by Connecticut (3/4/06)
<b>Had No Blocked Shots</b>	0 vs. West Virginia (1/26/11)	0 by Butler (11/19/11)
<b>Had 15 or more steals</b>	15 vs. College of Charleston (12/20/11)	18 by Alabama (11/30/00)
<b>Had No Steals</b>	0 vs. Saint Louis (2/12/03)	0 by Providence (1/22/11)

■ **Kuric, Siva Earn Capital One Academic All-District Honors** -- UofL players Kyle Kuric and Peyton Siva have been named to the 2011-12 Capital One District 2 Academic All-District 2 men's basketball first team, as selected by the College Sports Information Directors of America (CoSIDA).

Other student-athletes on the five-man all-district team include Morehead State's Ty Proffitt, Bucknell's Bryson Johnson and Lafayette's Ryan Willen. The academic all-district teams are divided into eight geographic districts across the United States and Canada. To be eligible for the honor, which recognizes the nation's top student-athletes for their combined performances athletically and in the classroom, a student-athlete must maintain at least a 3.3 cumulative GPA.

■ **Successful Athletic Year for Cards** — Louisville has enjoyed significant success this year with many of its athletic teams. Four of the Cardinals' fall sports teams participated in NCAA postseason competition. The Cards' volleyball team advanced to the second round and the women's soccer team reached the round of 16 of the NCAA Tournament. UofL's football team fell to North Carolina State in the 2011 Belk Bowl in Charlotte, N.C. on Dec. 27. The Cardinals' men's soccer team reached the NCAA national quarterfinals. UofL has won five BIG EAST Championships this season: women's soccer, volleyball, football and women's swimming and men's basketball (tournament). The UofL men's (12th) and women's (24th) swimming and diving teams are both ranked among the nation's top 25. Louisville's women's basketball team is ranked 17th/20th nationally and a No. 7 seed in the NCAA Tournament; softball is unbeaten (27-0) through March 25 and ranked 16th; and baseball is 24th. UofL is currently 11th nationally through all fall sports in the Learfield Sports Director's Cup standings, which tracks total athletic program success.

■ **Cards on the Sidelines** — The Cardinals have had some unfortunate health and eligibility issues in the early stages of this season. Kyle Kuric became the eighth player to miss a game with injury when a sprained left ankle sidelined him for the DePaul and Marquette games (Jan. 14 & 16). He returned to action at Pittsburgh.

Junior forward Rakeem Buckles suffered a torn ACL in his left knee on Jan. 16 and will miss the remainder of the season with his second career knee injury. Buckles had spent months recovering from a torn ACL in his right knee suffered on Feb. 27, 2011. He had surgery to repair the knee on March 16 last year, began practicing with the Cards on Nov. 24 and saw his first game action vs. IUPUI on Dec. 7.

Peyton Siva suffered a concussion in the Cards' first exhibition game vs. Pikeville and was out from Oct. 27 - Nov. 8. Siva returned to play vs. UT Martin, but sprained his left ankle in practice on Nov. 14 and missed two games and an abundance of practice time. Elisha Justice suffered a broken nose on Nov. 27 and missed four games before returning to play against Memphis on Dec. 17.

Stephan Van Treese, who had missed all of preseason practice with a left patellar tendon strain, had his first individual workout on Nov. 14 and saw his first action of the year at Butler. He reinjured the knee on Nov. 26 and is out indefinitely. Mike Marra suffered a torn ACL in his left knee against Lamar on Nov. 13 and will miss the remainder of the season. He had surgery Nov. 29 and normal recovery time is 9-12 months. Marra had made it back on the court after being out from Oct. 25 through Nov. 9 with back problems. Injuries have kept other Cardinals out for short periods as well.

Wayne Blackshear had been awaiting clearance on his freshman eligibility requirements and was not able to practice with UofL until Oct. 24, then suffered a shoulder injury on Oct 28. He had surgery on Nov. 1 to repair the shoulder damage and played his first game at West Virginia on Feb. 11. He fell on his right shoulder in practice and missed the Cards' Feb. 23 game at Cincinnati, but returned vs. Pitt on Feb. 26. Kevin Ware did not initially meet freshman eligibility requirements, but continued to work on his standing while not enrolled at UofL and became eligible for the 2012 spring semester. He joined the team on Dec. 14, played vs. Memphis on Dec. 17 and has played in 15 games. Ware missed the Feb. 13 Syracuse game with a stomach virus.

■ **La Poderosa Broadcast Six** — Six U of L home men's basketball games were broadcast this season in Spanish on La Poderosa (WTUV, 620AM/105.7 FM). Carlos Lucio and Elvis Martinez called the action for the broadcasts in U of L's effort to reach out to the Hispanic community for the seventh straight year. All of U of L's home football games over the last eight years have also been broadcast in Spanish.

■ **Scant Half for Foes** -- Louisville held St. John's to just 14.3 field goal percentage in the first half (5-of-35), the third time this season it has held a team to 20 percent or less for a half. Lamar made 18.2 percent of its field goals in the first half against the Cardinals on Nov. 13 (6-of-33) and Arkansas State shot 20 percent in the second half on Nov. 22 (5-of-25).

■ **Freshmen Debuts** — Freshman forward Chane Behanan blasted onto the collegiate scene with double-doubles in his first two games (14 pts., 12 reb. vs. UT Martin, 10 pts., 13 reb. vs. Lamar). He is the first known UofL freshman to produce double-doubles in his first two career games. Behanan's 14 points vs. UT Martin is tied for the sixth most ever at U of L in a freshman career debut and his 12 rebounds were the most in a freshman debut in 36 years (since Larry Williams grabbed 14 boards in the '75-76 opener).

It was 25 games into the season before freshman Wayne Blackshear made his debut after recovering from Nov. 1 shoulder surgery. Blackshear totaled 13 points, four rebounds, one steal and one blocked shot at West Virginia (5-of-9 FG, 3-of-5 3FG). His 13 points tied for the eighth-highest scoring output in a UofL freshman debut.

---

#### INDIVIDUAL SCORING/ FRESHMAN CAREER DEBUT

Pts. / Player	Date	Opponent
24 Jerry Smith .....	11-18-06 ..	N'western St.
22 Marques Maybin ..	11-27-97 ..	Hofstra
18 Samardo Samuels	11-22-08 ...	Morehead St.
15 Felton Spencer ....	11-28-86 ..	Northeastern
15 Billy Thompson ....	11-26-82 ..	Florida
<b>14 Chane Behanan ..</b>	<b>11-11-11 ..</b>	<b>UT Martin</b>
14 Terry Howard .....	11-30-72 ..	Vanderbilt
<b>13 Wayne Blackshear</b>	<b>2-11-12 ..</b>	<b>West Virginia</b>
13 Darrell Griffith .....	12-1-76 ....	Vanderbilt

---

#### U of L Radio Network Affiliates

**WHAS 840 AM** - Louisville, Ky.

*(Flagship Station)*

**WKRD 790 AM/101.7 FM** - Louisville, Ky.

**WNDE 1260 AM** - Indianapolis, Ind.

**WCKY 1530 AM** - Cincinnati, Ohio

**WMKJ 105.5 FM** - Lexington, Ky.

**WSFC 1240 AM** - Somerset, Ky.

**WFKY 1490 AM** - Frankfort, Ky.

**WLVK 105.5 FM** - Elizabethtown, Ky.

**WYMC 1430 AM** - Mayfield, Ky.

**WQXQ 101.9 FM** - Owensboro, Ky.

**WPAD 1560 AM** - Paducah, Ky.

**WLYE 94.1 FM** - Bowling Green, Ky.

**WXLN 104.9 FM** - Harlan, Ky.

**WHLN 1410 AM** - Harlan, Ky.

**WCCK 95.7 FM** - Calvert City, Ky.

**SIRIUS/XM Satellite Radio**

The radio broadcast is also available for a small fee through UofLsports.com and the Cards' official Android/iPhone app.



■ **Another Comeback for the Cards** — Louisville pulled off another dramatic comeback victory against Florida in the NCAA West Region Championship. The Cardinals trailed by 11 with 8:04 remaining (54-65) before an 18-3 closing run capped the Louisville victory and sent the Cardinals to their ninth Final Four. It was Louisville's 12th victory after trailing by nine or more over the last two seasons and fifth this year.

Down 17 at DePaul with 5:17 left in the first half (17-34), Louisville rallied for another comeback win. The 17-point deficit recovery to win was the largest for the Cardinals this season. Earlier this year, the Cards were down 43-34 against Vanderbilt with 8:49 left and recovered to win 62-60 in overtime. Also, down 27-40 at West Virginia with 3:28 left in the first half and down 45-55 with 13:49 to play, Louisville recovered to win on the road.

**UofL wins after trailing by nine or more, last two seasons**

- 18 down (47-65) - 1.15.11 vs. Marquette (H) - W, 71-70
- 17 (17-34) - 2.18.12 vs. DePaul (A) - W, 90-82 (OT)**
- 16 (30-46) - 3.11.11 vs. Notre Dame (N) - W, 83-77 (OT)
- 13 (27-40) - 2.11.12 vs. West Virginia (A) - W, 77-74**
- 13 (9-22) - 12.23.11 vs. Western Kentucky (H) - W, 70-60**
- 12 (26-38) - 1.26.11 vs. West Virginia (H) - W, 55-54
- 11 (54-65) - 3.24.12 vs. Florida (N) - W, 72-68**
- 9 (34-43) - 12.2.11 vs. Vanderbilt (H) - W, 62-60 (OT)**
- 9 (2-11) - 3.10.11 vs. Marquette (N) - W, 81-56
- 9 (23-32) - 2.5.11 vs. DePaul (H) - W, 61-57
- 9 (43-52) - 1.29.11 vs. Connecticut (A) - W, 79-78 (2OT)
- 9 (36-45) - 12.11.10 vs. UNLV (H) - W, 77-69

■ **Cards Lead in BIG EAST Wins** -- Since the 2005-06 season when the Cardinals joined the BIG EAST, Louisville leads in league victories with an 81-41 mark during the regular season, just ahead of Pittsburgh (80-42). Louisville is also the sole leader in league victories over the last six years with a 75-31 record.

■ **10 Consecutive at Home a High** — Louisville had a run of a school-record tying 10 consecutive home games when the Cards played at home from Nov. 22 to Dec. 28 (also 10 straight in 2006 from Dec. 8-30; and 2010 from Nov. 16 - Dec. 18). The Cardinals played five home games during the month of November for the first time ever. The Cards' move to the KFC Yum! Center has provided more flexibility in scheduling. During its 54 years in Freedom Hall, some longstanding trade shows which invade the massive Kentucky Exposition Center limited opportunities for the Cardinals to play home games in November and February.

■ **Cards Win Minardi Classic** — Louisville won the 10th annual Billy Minardi Classic with a 70-60 victory over Western Ky. on Dec. 23. The Classic originated in 2002 to honor the memory of Billy Minardi, brother-in-law of UofL Coach Rick Pitino, who died in the Sept. 11 terrorist attack on the World Trade Center. Russ Smith was honored as the MVP of the game, scoring 23 points off the bench, 16 in the second half.

■ **Second Season in KFC Yum! Center** -- Louisville completed its second season in the spectacular KFC Yum! Center, located on the banks of the Ohio River in downtown Louisville. The Cardinals had previously played basketball for 54 years in Freedom Hall (1956-2010). The 22,000-seat multi-purpose arena was built at a cost of \$238 million, includes 71 luxury suites, 62 four- or six-seat premium boxes, over 2,000 side-court club seats and four party suites with a seating capacity of 32 each.

U of L's men's and women's teams have permanent locker rooms. There are five additional team locker rooms, two officials locker rooms, five star dressing rooms, a full-function media work room and a full-sized basketball practice court on the event level. The seven levels of the arena (including the upper catwalk) include a collective 721,762 square feet, or roughly the area of 13 football fields.

After passing through the one and a half acre landscaped entry plaza that features a basketball-themed fountain, entering fans can visit the 2,500-square foot U of L adidas store, the 3,000-square foot U of L Hall of Honor, or head to their seats using one of the eight escalators or seven elevators within the building.

Lounge space is abundant within the arena. Four spacious donor rooms are available for Cardinal fans, including three that

overlook the Ohio River. The 7,000-square foot main concourse restaurant overlooks the river and a main concourse sports bar has views directly into the arena bowl. Two 4,000-square foot club lounges on the event level, as well as the terrace club and premium box lounges, provide amenities for their respective patrons. The KFC Yum! Center will serve as the site for the NCAA Men's Basketball Tournament second and third rounds in March 2012 and the NCAA Women's Volleyball Championship in December 2012.



**Louisville's vs. AP Top 25 Teams in Recent Years**

Opponent	Result (Site)	Date
#25 Florida	W 72-68 (N)	3-24-12
#5 Michigan State	W 57-44 (N)	3-22-12
#21 New Mexico	W 59-56 (N)	3-17-12
#23 Notre Dame	W 64-50 (N)	3-9-12
#9 Marquette	W 84-71 (N)	3-8-12
#2 Syracuse	L 49-58 (A)	3-3-12
#2 Syracuse	L 51-52 (H)	2-13-12
#21 Marquette	L 63-74 (A)	1-16-12
#3 Kentucky	L 62-69 (A)	12-31-11
#12 Georgetown	L 68-71 (H)	12-28-11
#20 Vanderbilt	W 62-60 ot (H)	12-2-11
#21 Connecticut	L 66-69 (N)	3-12-11
#4 Notre Dame	W 83-77 ot (H)	3-11-11
#4 Pittsburgh	W 62-59 ot (H)	2-27-11
#13 Connecticut	W 71-58 (H)	2-18-11
#12 Syracuse	W 73-69 (H)	2-12-11
#9 Notre Dame	L 79-89 ot (A)	2-9-11
#13 Georgetown	L 59-62 (A)	1-31-11
#5 Connecticut	W 79-78 2ot (A)	1-29-11
#7 Villanova	L 74-88 (A)	1-12-11
#11 Kentucky	L 63-78 (H)	12-31-10
#20 UNLV	W 77-69 (H)	12-11-10
#16 Butler	W 88-73 (H)	11-16-10
#1 Syracuse	W 78-68 (H)	3- 6-10
#11 Georgetown	L 60-70 (H)	2-23-10
#2 Syracuse	W 66-60 (A)	2-14-10
#9 West Virginia	L 74-77 (A)	1-30-10
#16 Pittsburgh	L 77-82 ot (A)	1-16-10
#4 Villanova	L 84-92 (H)	1-11-10
#3 Kentucky	L 62-71 (A)	1- 2-10
#8 Michigan State	L 52-64 (N)	3-29-09
#18 Syracuse	W 76-66 (N)	3-13-09
#10 Villanova	W 69-55 (N)	3-12-09
#8 Marquette	W 62-58 (H)	3- 1-09
#1 Connecticut	L 51-68 (H)	2- 2-09
#8 Syracuse	W 67-57 (A)	1-25-09
#1 Pittsburgh	W 69-63 (H)	1-17-09
#13 Notre Dame	W 87-73 ot (H)	1-12-09
#18 Villanova	W 61-60 (A)	1-10-09
# 1 North Carolina	L 73-83 (N)	3-29-08
# 5 Tennessee	W 79-60 (N)	3-27-08
#11 Georgetown	L 52-55 (A)	3- 8-08
#17 Notre Dame	W 90-85 (H)	2-28-08
#6 Georgetown	W 59-51 (H)	2- 9-08
#16 Marquette	W 71-57 (A)	2- 4-08
#13 Marquette	W 71-51 (H)	1-17-08
#7 Pittsburgh	W 66-53 (A)	2-12-07

■ **Cardinals Were Picked Third** -- Louisville was predicted to finish third in the BIG EAST Conference in the league preseason coaches' poll. UofL finished seventh in the regular season but won the tournament championship.

**Louisville Single-Game Steal Leaders**

- 1. 10 - Tick Rogers vs. Western Carolina - 12.5.94
- 2. 9 - Alvin Sims vs. VCU - 11.25.95
- 2. 9 - Darrell Griffith vs. Chattanooga - 12.5.79
- 4. 7 - Russ Smith vs. Memphis - 12.17.11**
- 4. 7 - Peyton Siva vs. St. John's - 1.19.11
- 4. 7 - Terrence Williams vs. Syracuse - 3.14.09
- 4. 7 - Edgar Sosa vs. Sacramento State - 12.2.06
- 4. 7 - Alvin Sims vs. Michigan State - 12.2.95
- 4. 7 - Jason Osborne at Tulane - 1.21.95
- 4. 7 - LaBradford Smith vs. Houston - 2.6.88
- 4. 7 - Lancaster Gordon vs. Tulane - 2.4.81
- 4. 7 - Darrell Griffith vs. Florida State - 2.24.80

■ **MarraMisses Season** -- Mike Marra suffered a torn ACL in his left knee against Lamar on Nov. 13 and will miss the remainder of the season. He will have surgery soon to repair the damage and normal recovery time is 9-12 months. Marra had recently made it back on the court after being out from Oct. 25 through Nov. 9 with back problems. One of the Cards' more savvy and dependable players, Marra scored six points in each of Louisville's first two games. He averaged 6.2 points and two assists as a sophomore last season, starting 11 games. He scored in double figures on 11 occasions as a sophomore, including scoring 22 points and burying six three-pointers against Marquette in the BIG EAST Tournament quarterfinals.

■ **Second Knee Injury Sidelines Buckles** -- Junior forward Rakeem Buckles suffered a torn ACL in his left knee on Jan. 16 and will miss the remainder of the season and all of next season with his second career knee injury. Buckles had spent months recovering from a torn ACL in his right knee suffered on Feb. 27, 2011. He had surgery to repair the knee on March 16, participated in his first individual instruction session on Nov. 9, and began practicing with the Cardinals on Nov. 24. He saw his first game action in 283 days against IUPUI on Dec. 7.

He played an average of 13 minutes in the 11 games since his return, averaging 4.0 points and 3.8 rebounds as a valuable reserve. He made his only start of the season against Memphis, totaling 12 points and six rebounds in 13 minutes.

The first knee injury was one setback during a tough sophomore season in which he suffered three separate injuries that kept him off the court, also enduring a concussion and broken index finger. As a sophomore, he averaged 6.8 points and 6.1 rebounds in 16 games, including 10 starting assignments. He had ranked among the BIG EAST top ten in rebounding before he broke his finger.

■ **Van Treese Out Again** — Forward Stephan Van Treese was sidelined indefinitely after reinjuring his left knee in practice on Nov. 26. Van Treese had missed all of practice with a left patellar tendon strain before participating in his first individual workout on Nov. 14. He returned to see his first action of the year at Butler and played in three games before reinjuring the knee. Van Treese averaged 2.9 points, 3.5 rebounds and collected 21 steals as a sophomore when he started 12 games. He averaged 4.2 points and 4.6 rebounds in BIG EAST games as a sophomore.

■ **Multiple Overtimes** — In falling to Notre Dame in double overtime on Jan. 7, it marked the fourth consecutive meeting, the fifth time in six meetings, the sixth time in nine meetings, the seventh time in 11 meetings, and the eighth time in history, that a ND-UofL contest needed more than 40 minutes to determine a victor. The eight overtime games vs. Notre Dame are the most for Louisville against any opponent. It is also the first time the Cards have played four straight overtime games against one team. Five of Louisville's last 10 overtime games have come against the Fighting Irish. Louisville had won five consecutive double/triple-overtime games before Jan. 7. The Cardinals are now 80-41 (.661) all-time in overtime contests, including 17-8 (.680) in games with two or more overtime periods.

## BY THE NUMBERS

- 8.9** Average number of steals for UofL, which is second in the BIG EAST and seventh in the nation. The Cardinals had 14 steals vs. Marquette on March 8, the 15th occasion this season UofL has produced double-digit steals.
- .380** Field goal percentage defense for the Cardinals, which ranks third in the nation. UofL has held 15 of its last 25 opponents under 40 percent, including six of its last 8 foes in the BIG EAST and NCAA Championship.
- 124** Blocked shots this season for Gorgui Dieng, a new UofL record. His 180 career blocks ranks fourth all-time for the Cardinals.
- 10-0** Record for UofL Coach Rick Pitino in NCAA Sweet 16 games, including a 4-0 mark at Louisville.
- 30** Victories for Louisville this season, the 10th straight year with at least 20 wins and only the sixth time in school history with 30. UofL Coach Rick Pitino has won at least 20 games in a season on 20 occasions, ranking him sixth among active coaches in 20-win seasons and 15th overall.
- 106** Games won by UofL's current senior class over the last four years (106-38 record, .736 winning pct.). Seniors Kyle Kuric and Chris Smith have combined for 116 of the Cards' 229 three-pointers this year.
- 446** Career assists for Peyton Siva, moving him to eighth in career assists at UofL. The Cardinals are 22-3 this season when Siva has five or more assists in a game, 12-1 when he has multiple steals, and 15-2 when he scores in double figures.

### Injuries / Missed Games

Name	Injury/Other	Games Missed	Info
Wayne Blackshear	Right shoulder torn labrum Initial eligibility delay	25	Cleared with eligibility requirements on Oct. 24; tore labrum in practice on Oct. 28; played his first game at West Virginia on Feb. 11; Missed Feb. 23 at Cincinnati after falling on his right shoulder in practice
Rakeem Buckles	Right knee torn ACL	24	Tore ACL on Feb. 27 vs. Pittsburgh; began practicing with the team Nov. 24; played in first game in 283 days vs. Fairleigh Dickinson; played in 2 games
Elisha Justice	Broken nose	4	Broke his nose in practice on Nov. 27; missed four games before returning to practice on Dec. 14
Kyle Kuric	Left ankle sprain	2	Missed Jan. 14 DePaul and Jan. 16 Marquette games with ankle sprained in practice on Jan. 12
Mike Marra	Back spasms Left knee torn ACL	34	Out with back spasms Oct. 25-Nov. 9; tore ACL on Nov. 13 vs. Lamar and is out for the season
Peyton Siva	Left ankle sprain Concussion	2	Sprained ankle in practice Nov. 14; missed two games. He also suffered a concussion in UofL's first exhibition game and was out Oct. 27-Nov. 8
Russ Smith	Stiff neck	1	Missed Dec. 10 Fairleigh Dickinson game with stiff neck
Jared Swopshire	Groin	0	Missed entire 2010-11 season with groin injury; had surgery on Jan. 20; began practicing in October.
Stephan Van Treese	Left patellar tendon strain	35	Missed practice until Nov. 16; reinjured knee on Nov. 26; out indefinitely
Kevin Ware	Initial eligibility delay	9	Joined team on Dec. 14 following fall semester; denied initial eligibility before improving his standing and becoming eligible in November.

*Note:* additional injuries have kept others out for short periods in practices as well.

**Series vs. Kentucky**

**#1 Seed (36-2, 16-0 SEC)**

■ Louisville trails the all-time series against Kentucky 14-29. UofL has won two of the last five meetings.

■ In the last meeting in Lexington, UofL's Russ Smith exploded for 30 points off the bench but Kentucky prevailed 69-62 (12/31/11). Gorgui Dieng grabbed five rebounds and had six blocked shots in the game, and the Cardinals' defense totaled 12 steals. Michael Kidd-Gilchrist tallied a team-best 24 points and 19 rebounds, and Anthony Davis contributed 18 points and 10 rebounds. The Wildcats, who scored 32 points from the free throw line, were held to their lowest field goal percentage of the season (29.8 percent) on a season-worst 17 made field goals.

■ The two teams had not met in regular season play for 62 years before the current series was renewed in 1983; the rivals have met all 29 seasons since.

■ The two teams have met in NCAA Tournament competition on four occasions, with each team winning two of those games. The most recent was a 72-67 Kentucky victory in the 1984 NCAA Midwest Regional semifinal in Lexington (3-22-84). U of L won 80-68 in overtime in the 1983 Midwest Regional championship in Knoxville, Tenn. in a game labeled as the first "Dream Game."

■ U of L Coach Rick Pitino coached eight years at Kentucky (1989-97, 219-50 record), including guiding the Wildcats to the 1996 NCAA Championship and a 1997 national runner-up finish. A retired jersey hangs in his honor in Rupp Arena.

■ Kentucky assistant coach Kenny Payne played at Louisville from 1985-89 and totaled 1,083 career points. He was a freshman on the Cardinals' 1986 NCAA

Championship team. He averaged 14.5 points, 5.7 rebounds and shot 50.8 percent from the field as a senior. He had 10 points and five rebounds against UK his junior year (12/12/87) and tallied 16 points and five rebounds as a senior (12/31/88).

■ U of L equipment manager Vinny Tatum was a student manager at UK under Pitino for four years (1990-93).

■ Louisville and Kentucky both have faced St. John's, Lamar, Florida and Vanderbilt. The Cardinals boast a 4-0 record, while the Wildcats own a 7-1 mark with their only loss coming to Vanderbilt in the SEC Tournament finals.

Louisville - Kentucky Series History	
Overall	UL trails 14-29
Last Meeting	12/31/11
Result	UK 79, UL 62
Current Streak	UK 3
At Louisville	6-12
At Lexington	6-15
At Neutral Sites	2-2
Rick Pitino vs. UK	4-7

**Statistical Comparison**

	UK	U of L
Record .....	36-2	30-9
Scoring Average .....	77.9	68.4
Points Allowed .....	60.6	60.8
Scoring Margin .....	+17.3	+7.6
FG Percentage .....	.488	.425
Opp. FG Percentage ..	.375	.380
3-Pt. Percentage .....	.378	.317
FT Percentage .....	.727	.688
Rebound Margin .....	+7.1	+1.6
Turnover Margin .....	+0.4	+1.5

**Probable Starters**

No.	Name	Ht.	Wt.	Yr.	PPG	RPG	Hometown
F 3	Terrence JONES	6-9	252	So.	12.6	7.2	Portland, Ore.
F 14	M. KIDD-GILCHRIST	6-7	232	Fr.	12.0	7.6	Somerdale, N.J.
G 23	Anthony DAVIS	6-10	220	Fr.	14.3	10.1	Chicago, Ill.
G 20	Doron LAMB	6-4	210	So.	13.6	2.8	Queens, N.Y.
G 25	Marquis TEAGUE	6-2	189	Fr.	10.0	2.6	Indianapolis, Ind.

**Head Coach:** John Calipari (Clarion '82) 100-14 in 3rd yr. at Kentucky; 503-152 in 20th yr. overall.

**2011-12 University of Kentucky Wildcats Men's Basketball Roster**

No.	Name	Ht.	Wt.	Pos.	Yr.	Hometown (High School)
1	Darius Miller	6-8	235	G	Sr.	Maysville, Ky. (Mason County)
3	Terrence Jones	6-9	252	F	So.	Portland, Ore. (Jefferson)
4	Jon Hood	6-7	215	G	Jr.	Madisonville, Ky. (North Hopkins)
5	Jarrod Polson	6-2	185	G	So.	Nicholasville, Ky. (West Jessamine)
10	Twany Beckham	6-5	205	G	Jr.	Louisville, Ky. (Mississippi State)
12	Ryan Harrow	6-2	175	G	So.	Marietta, Ga. (N.C. State)
13	Sam Malone	5-11	190	G	Fr.	Scituate, Mass. (Scituate)
14	Michael Kidd-Gilchrist	6-7	232	F	Fr.	Somerdale, N.J. (St. Patrick)
20	Doron Lamb	6-4	210	G	So.	Queens, N.Y. (Oak Hill Academy)
23	Anthony Davis	6-10	220	F	Fr.	Chicago, Ill. (Perspectives Charter)
25	Marquis Teague	6-2	189	G	Fr.	Indianapolis, Ind. (Pike)
30	Eloy Vargas	6-11	244	F	Sr.	Moca, Dominican Republic (Miami-Dade CC)
32	Brian Long	5-9	150	G	Fr.	Dumont, N.J. (River Dell)
33	Kyle Wiltjer	6-9	239	F	Fr.	Portland, Ore. (Jesuit)

**Head Coach:** John Calipari **Asst. Coaches:** Orlando Antigua, Kenny Payne, John Robic

**Earlier This Season vs. Kentucky**

**Kentucky 69, Louisville 62**

Dec. 31, 2011 -- Lexington, Ky.

**Louisville 62**

Player	min	FG	3FG	FT	Reb	Ast	TO	BL	ST	PF	TP
Kuric	28	1-4	0-2	0-0	2	1	1	0	1	4	2
Behanan	15	1-3	0-0	2-2	5	1	1	0	0	5	4
Dieng	33	2-5	0-0	1-2	5	0	3	6	1	4	5
Siva	29	2-13	0-4	4-6	2	4	3	1	1	4	8
C. Smith	21	2-10	1-3	2-3	3	0	0	0	3	3	7
R. Smith	27	10-20	3-8	7-10	5	0	3	0	3	3	30
Buckles	15	1-4	0-0	0-0	3	0	2	0	0	4	2
Swopshire	17	1-2	0-2	2-3	2	0	0	1	3	2	4
Justice	1	0-0	0-0	0-0	1	0	0	0	0	0	0
Ware	4	0-1	0-0	0-2	0	0	1	0	0	0	0
Team											3
Totals	200	20-62	4-18	18-27	31	6	14	8	12	29	62

Total FG% 1st H: 11-27 40.7% 2nd H: 9-35 25.7% Game: 32.3%  
 3-Pt. FG% 1st H: 1- 5 20.0% 2nd H: 3-13 23.1% Game: 22.2%  
 FThrow % 1st H: 10-14 71.4% 2nd H: 8-13 61.5% Game: 66.7%

**Kentucky 69**

Player	min	FG	3FG	FT	Reb	Ast	TO	BL	ST	PF	TP
Kidd-Gilchrist	39	7-16	2-4	8-13	19	1	0	0	0	3	24
Davis	27	3-4	0-0	12-13	10	0	2	6	3	3	18
Miller	32	208	1-3	2-2	4	1	8	0	0	4	7
Lamb	24	1-7	0-3	8-9	0	2	4	0	0	4	10
Teague	29	1-8	0-3	2-2	3	5	4	1	0	5	4
Jones	30	1-9	0-1	0-4	11	0	1	0	3	1	2
Beckham	2	0-0	0-0	0-0	0	1	0	0	0	0	0
Vargas	2	0-0	0-0	0-0	0	0	0	0	0	0	0
Wiltjer	15	2-5	0-2	0-0	2	0	1	0	0	2	4
Team											8
Totals	200	17-57	3-16	32-43	57	10	21	7	6	23	69

Total FG% 1st H: 8-29 27.8% 2nd H: 9-28 32.1% Game: 29.8%  
 3-Pt. FG% 1st H: 3- 9 33.3% 2nd H: 0- 7 18.8% Game: 18.8%  
 F Throw % 1st H: 17-23 73.9% 2nd H: 15-20 75.0% Game: 74.4%

Score by Periods	1st	2nd	Total	Attendance:
Kentucky	36	33	69	24,387
Louisville	33	29	62	Ties: 1
				Lead Changes: 1

**Series vs. Kentucky**

(Won 14, Lost 29)

Date	UL	UK	Date	UL	UK
Feb. 15, 1913 (A) ...	10	34	Jan. 1, 1995 (H) .....	88	86
Feb. 7, 1914 (A) .....	17	22	Dec. 23, 1995 (A) ...	66	89
Mar. 3, 1914 (H) .....	13	26	Dec. 31, 1996 (H) ...	54	74
Jan. 23, 1915 (A) ...	14	18	Dec. 27, 1997 (A) ...	79	76
Feb. 27, 1915 (H) ...	26	15	Dec. 26, 1998 (H) ...	83	74
Feb. 12, 1916 (A) ...	26	22	Dec. 18, 1999 (A) ...	46	76
Feb. 22, 1916 (H) ...	24	32	Jan. 2, 2001 (H) .....	62	64
Jan. 17, 1922 (H) ...	14	38	Dec. 29, 2001 (A) ...	62	82
Jan. 21, 1922 (A) ...	22	29	Dec. 28, 2002 (H) ...	81	63
Mar. 27, 1948 (N)* ..	57	91	Dec. 27, 2003 (A) ...	65	56
Mar. 20, 1951 (N)**	68	79	Dec. 18, 2004 (H) ...	58	60
Mar. 13, 1959 (N)+ ..	76	61	Dec. 17, 2005 (A) ...	61	73
Mar. 26, 1983 (N) ..			Dec. 16, 2006 (H) ...	49	61
(OT)@ .....	80	68	Jan. 5, 2008 (A) .....	89	75
Nov. 26, 1983 (A) ..	44	65	Jan. 3, 2009 (H) .....	74	71
Mar. 22, 1984 (A)^ ..	67	72	Jan. 2, 2010 (A) .....	62	71
Dec. 15, 1984 (H) ...	71	64	Dec. 31, 2010 (H) ...	63	78
Dec. 28, 1985 (A) ...	64	69	Dec. 31, 2011 (A) ...	62	69
Dec. 27, 1986 (H) ...	51	85			
Dec. 12, 1987 (A) ...	75	76	* Olympic Trials (New York, NY)		
Dec. 31, 1988 (H) ...	97	75	**NCAA Eastern Region (Raleigh, NC)		
Dec. 30, 1989 (A) ...	86	79	+NCAA Midwest Region (Evanston, IL)		
Dec. 29, 1990 (H) ...	85	93	@NCAA Midwest Region (Knoxville, TN)		
Dec. 28, 1991 (A) ...	89	103	^ NCAA Midwest Region (Lexington, KY)		
Dec. 12, 1992 (H) ...	68	88			
Nov. 27, 1993 (A) ..	70	78			

Louisville defeated Vanderbilt earlier this season, 62-60, in overtime (12/2/11) on a Peyton Siva layup with 1.4 seconds remaining. The Cardinals defeated the Gators in the NCAA Elite Eight, and Kentucky beat Florida on three occasions this season. Louisville has a collective 80-61 record against current members of the Southeastern Conference and has won seven of its last 10 games versus SEC competition.

**Series vs. Kansas**

**#2 Seed (31-6, 16-2 Big 12)**

■ Louisville trails the all-time series against Kansas 5-6. The Cardinals won four of the first six meetings in a matchup that began in 1959.

■ In the last meeting 19 years ago, Rex Walters scored 20 points, including burying four three-pointers, to lead Kansas to a 98-77 victory over Louisville in Freedom Hall (1/16/93). Adonis Jordan, who also had four 3-pointers, added 18 points for the Jayhawks, who shot 64.9 percent from the field. Dwayne Morton led Louisville with 19 points, while Clifford Rozier tallied a double double with 15 points and 11 rebounds. The Jayhawks went on to play in the NCAA Final Four that season.

■ Louisville and Kansas both faced Kentucky, Georgetown, USF and Davidson this season. The Cardinals have a 1-3 mark against those opponents, while the Jayhawks are 2-2. Louisville defeated Davidson, 69-62, in the second round of the NCAA Tournament. The Jayhawks fell to the Wildcats, 80-74, during the regular season. Louisville limited Davidson to just four 3-pointers; Davidson connected on 11 vs. Kansas.

■ Louisville has a collective 20-15 record against current members of the Big 12 Conference (Kansas 5-6, Kansas State 4-1, Missouri 1-2, Oklahoma 1-3, Oklahoma State 3-1, Texas 4-1, Texas A&M 2-1). The last Big 12 Conference opponent Louisville played was Oklahoma, which the Cardinals defeated 78-48 in the 2008 NCAA Tournament second round. Current UofL program assistant Andre McGee had seven points and four assists in that game while the Cards limited current NBA star Blake Griffin to eight points and seven reb.

**Series vs. Kansas**  
(Won 5, Lost 6)

Date .....	UL	KU
Feb. 7, 1959 (H) .....	82	74
Mar. 18, 1967 (N)* .....	68	70
Dec. 6, 1967 (A) .....	57	51
Dec. 21, 1967 (H)	(2OT) .....	76 84
Dec. 21, 1970 (H) .....	87	75
Dec. 11, 1971 (A) .....	74	65
Nov. 29, 1985 (N) > .....	78	83
Jan. 25, 1986 (A) .....	69	71
Jan. 31, 1987 (H) .....	58	62
Jan. 11, 1992 (A) .....	85	78
Jan. 16, 1993 (H) .....	98	77

\*NCAA Midwest Region (Lawrence, KS)  
>Big Apple NIT (New York, NY)

**Statistical Comparison**

	<b>KU</b>	<b>U of L</b>
Record .....	31-6	30-9
Scoring Average .....	74.2	68.4
Points Allowed .....	61.6	60.8
Scoring Margin .....	+12.6	+7.6
FG Percentage .....	.476	.425
Opp. FG Percentage ..	.380	.380
3-Pt. Percentage .....	.345	.317
FT Percentage .....	.691	.688
Rebound Margin .....	+5.6	+1.6
Turnover Margin .....	+0.8	+1.5

■ The teams have met once in NCAA Tournament play with the Jayhawks winning 70-68 in the 1967 NCAA Midwest Region third place game (3/18/67). Jo Jo White led Kansas with 22 points while Wes Unseld had 16 points and 17 rebounds for the Cardinals.

■ Louisville sophomore Russ Smith (Archbishop Molloy for first three years) and Kansas sophomore Niko Roberts (Saint Anthony's) went to high school just 30 minutes from each other in New York. Both student-athletes were named to their city's all-Catholic League teams.

Probable Starters	Ht	Wt.	Yr.	PPG	RPG	Hometown
F 0 Thomas ROBINSON	6-10	237	Jr.	17.7	11.8	Washington, D.C.
F 5 Jeff WITHEY	7-0	235	r-Jr.	9.2	6.2	San Diego, Calif.
G 10 Tyshawn TAYLOR	6-3	185	Sr.	16.7	2.3	Hoboken, N.J.
G 15 Elijah JOHNSON	6-4	195	Jr.	10.0	3.1	Las Vegas, Nev.
G 24 Travis RELEFORD	6-6	207	r-Jr.	8.5	4.2	Kansas City, Mo.

**Head Coach:** Bill Self (Oklahoma State '85) 268-52 in 9th yr. at Kansas; 475-57 in 19th yr. overall.

**2011-12 University of Kansas Jayhawks Men's Basketball Roster**

No.	Name	Ht.	Wt.	Pos.	Yr.	Hometown (High School)
0	Thomas Robinson	6-10	237	F	Jr.	Washington, D.C. (Brewster Academy (N.H.))
1	Naadir Tharpe	5-11	170	G	Fr.	Worcester, Mass. (Brewster Academy (N.H.))
2	Conner Teahan	6-6	212	G	r-Sr.	Leawood, Kan. (Rockhurst)
4	Justin Wesley	6-9	220	F	r-So.	Fort Worth, Texas (Lamar)
5	Jeff Withey	7-0	235	C	r-Jr.	San Diego, Calif. (Horizon)
10	Tyshawn Taylor	6-3	185	G	Sr.	Hoboken, N.J. (St. Anthony)
15	Elijah Johnson	6-4	195	G	Jr.	Las Vegas, Nev. (Cheyenne)
20	Niko Roberts	5-11	175	G	So.	Huntington, N.Y. (Saint Anthony's)
21	Christian Garrett	6-3	170	G	Fr.	Los Angeles, Calif. (IMG Academy)
22	Merv Lindsay	6-7	195	G	Fr.	Moreno Valley, Calif. (Canyon Springs)
23	Ben McLemore	6-5	185	G	Fr.	St. Louis, Mo. (Christian Life Center (Texas))
24	Travis Releford	6-6	207	G	r-Jr.	Kansas City, Mo. (Bishop Miege)
25	Jordan Juenemann	6-3	195	G	Sr.	Hays, Kan. (Hays)
31	Jamari Traylor	6-8	215	F	Fr.	Chicago, Ill. (IMG Academy (Fla.))
40	Kevin Young	6-8	185	F	Jr.	Perris, Calif. (Loyola Marymount)

**Head Coach:** Bill Self **Asst. Coaches:** Joe Dooley, Kurtis Townsend, Danny Manning

**Last Meeting vs. Kansas**

**Kansas 98, Louisville 77**  
Jan. 16, 1993 -- Louisville, Ky. (Freedom Hall)

**Kansas 98**

Player	min	FG	3FG	FT	Reb	Ast	TO	BL	ST	PF	TP
Hancock	22	3-6	0-0	1-2	2	3	2	0	2	2	7
Scott	24	6-8	0-0	2-4	5	1	2	0	2	4	14
Pauley	15	3-4	0-0	0-1	2	2	1	1	0	5	6
Walters	29	6-8	4-5	4-5	4	8	3	0	1	3	20
Jordan	32	7-11	4-5	0-1	1	6	1	0	2	2	18
Woodberry	25	1-5	0-1	4-4	5	2	2	1	1	1	6
Richey	21	3-4	0-0	4-4	6	3	0	1	1	1	10
Ostertag	18	5-7	0-0	0-3	5	1	3	1	0	4	10
Rayford	7	1-1	0-0	0-0	1	2	2	0	0	1	2
Pearson	6	2-3	1-1	0-0	0	0	0	0	0	0	5
Gurley	1	0-0	0-0	0-0	0	0	0	0	0	0	0
Team											2
Totals	200	37-57	9-12	15-24	33	28	16	4	9	23	98

Total FG% 1st H: 19-30 63.3% 2nd H: 18-27 66.7% Game: 64.9%  
3-Pt. FG% 1st H: 5- 7 71.4% 2nd H: 4- 5 80.0% Game: 75.0%  
FThrow % 1st H: 9-10 90.0% 2nd H: 6-14 42.9% Game: 62.5%

**Louisville 77**

Player	min	FG	3FG	FT	Reb	Ast	TO	BL	ST	PF	TP
Smith	26	3-9	0-0	1-2	4	2	2	0	2	5	7
Morton	36	7-12	1-2	4-4	6	4	3	1	2	3	19
Rozier	36	5-13	0-0	5-9	11	3	4	2	1	2	15
LeGree	22	0-2	0-1	3-4	0	2	1	0	0	1	3
Minor	27	2-7	1-1	4-4	2	1	5	0	1	2	9
Brewer	23	5-11	3-7	0-0	4	1	2	0	0	3	13
Hopgood	7	0-2	0-0	0-0	1	0	0	0	0	1	0
Webb	15	3-4	0-0	2-3	2	1	1	0	1	2	8
Rogers	8	1-1	1-1	0-0	1	2	0	0	0	2	3
Team											2
Totals	200	26-61	6-12	19-26	33	16	18	3	7	21	77

Total FG% 1st H: 11-29 37.9% 2nd H: 15-32 46.9% Game: 42.6%  
3-Pt. FG% 1st H: 2- 6 33.3% 2nd H: 4- 6 66.7% Game: 50.0%  
FThrow % 1st H: 10-13 76.9% 2nd H: 9-13 69.2% Game: 73.1%

**Score by Periods**

	1st	2nd	Total	Attendance:
Kansas	52	46	98	19,526
Louisville	34	43	77	Ties: 1
				Lead Changes: 3

■ **25th Anniversary of Pitino's Providence Final Four** — This year marks the 25th anniversary of Providence College's trip to the 1987 NCAA Final Four, a team which UofL's Rick Pitino coached and Florida's Coach Billy Donovan was the star guard. Pitino joined the Friars in 1985 after two years as an assistant coach with the Knicks, inheriting a team that had posted an 11-20 record prior to his arrival. His first Providence team finished with a 17-14 record and reached the quarterfinals of the 1986 NIT, falling by a point to eventual champion Louisiana Tech. In his second season, he guided the Friars to a 25-9 mark and the 1987 NCAA Final Four in New Orleans, La. That team, in the first year of the collegiate three-point goal, led the nation in three pointers per game (8.24). The Friars' road to the Final Four that year went through Louisville's Freedom Hall, where Providence beat Alabama 103-82 and Georgetown 88-73 for the Southeast Regional Championship. The Friars fell 63-77 to Syracuse in the national semifinals.

The '87 Final Four team was honored at halftime of the Cardinals' game at Providence on Jan. 10 this season.

**Series vs. Ohio State**

**#2 Seed (31-7, 13-5 Big Ten)**

■ Louisville and Ohio State are tied at 4-4 in the all-time series that started in 1953. The Cardinals have won the last two meetings and three of the last five.

■ In the last meeting, Bryant Northern and Reece Gaines scored all 32 of their points in the second half and overtime, as Louisville defeated Ohio State 72-64 in Columbus (1/4/03). Ellis Myles added 12 points for the Cardinals, scoring 10 in the first half. Louisville fought back from a 14-point halftime deficit, outscoring the Buckeyes 39-25 in the second period and 15-7 in the extra session. Brent Darby had 24 points to lead Ohio State, which shot just 30.2 percent from the field.

■ Louisville fell 55-56 to top-ranked Ohio State, the eventual NCAA runner-up to Cincinnati, in the 1961 NCAA Midwest Regional played in Louisville's Freedom Hall (3/17/61). Jerry Lucas grabbed 18 rebounds and scored nine points for the Buckeyes in that game while John Turner led the Cardinals with 25 points and 15 rebounds

■ Louisville and Ohio State both faced Florida, Syracuse and Michigan State, which Ohio State faced three times. The Buckeyes own a 3-2 record, beating Florida and Syracuse, while the Cardinals, who faced the Orange twice, sport a 2-2 record. Both of the Buckeyes losses came versus Michigan State, which Louisville knocked off 57-44 in the NCAA Sweet 16. In OSU's losses to the Spartans, Michigan State shot a combined 44.3 percent. Against Louisville, Michigan State hit just 28.6 percent from the field.

■ Louisville has a collective 35-37 record against current members of the Big Ten Conference (Illinois 2-3, Indiana 6-10, Iowa 5-1, Michigan 2-0, Michigan State 5-3, Minnesota 2-3, Nebraska 2-0, Northwestern 0-2, Ohio State 4-4, Penn State 1-0, Purdue 5-11, Wisconsin 1-0). Prior to the Michigan State win this season, The Cardinals' last Big Ten opponent was Minnesota, which beat Louisville, 70-64 (12/20/08).

■ Ohio State played in one of six Final Fours that took place in Freedom Hall in Louisville, Ky., and finished the 1962 NCAA Tournament as runner-up. The Buckeyes lost to Cincinnati, 71-59.

■ Louisville freshman Wayne Blackshear (Morgan Park High) and Ohio State freshman Sam Thompson (Whitney Young) went to high school 20 minutes away from each other.

**Series vs. Ohio State (Won 4, Lost 4)**

Date .....	UL	OSU
Dec. 19, 1953 (H)	.85	76
Mar. 17, 1961 (H)*	55	56
Dec. 12, 1978 (A)	69	85
Dec. 19, 1979 (H)	.75	65
Jan. 29, 1989 (H)	.79	85
Feb. 4, 1990 (A)		
(OT) .....	88	91
Dec. 15, 2001 (H)	.66	61
Jan. 4, 2003 (A) ....	72	64
*NCAA Midwest Regional (Louisville, KY)		

**Statistical Comparison**

	OSU	U of L
Record .....	31-7	30-9
Scoring Average .....	75.0	68.4
Points Allowed .....	59.7	60.8
Scoring Margin .....	+15.3	+7.6
FG Percentage .....	.480	.425
Opp. FG Percentage ..	.406	.380
3-Pt. Percentage .....	.333	.317
FT Percentage .....	.705	.688
Rebound Margin .....	+7.7	+1.6
Turnover Margin .....	+3.0	+1.5

No.	Name	Ht.	Wt.	Yr.	PPG	RPG	Hometown
F 0	Jared SULLINGER	6-9	280	So.	17.6	9.1	Columbus, Ohio
F 1	Dashaun THOMAS	6-7	225	So.	16.1	5.4	Ft. Wayne, Ind.
G 4	Aaron CRAFT	6-2	190	So.	8.8	3.3	Findlay, Ohio
G 32	Lenzelle SMITH, JR.	6-4	205	So.	6.7	4.6	Zion, Ill.
G 44	William BUFORD	6-6	220	Sr.	14.4	4.9	Toledo, Ohio

**Head Coach:** Thad Matta (Butler '90) 221-64 in 8th yr. at Ohio State; 323-95 in 12th yr. overall.

**2011-12 Ohio State University Buckeyes Men's Basketball Roster**

No.	Name	Ht.	Wt.	Pos.	Yr.	Hometown (High School)
0	Jared Sullinger	6-9	280	F	So.	Columbus, Ohio (Northland)
1	Dashaun Thomas	6-7	225	F	So.	Ft. Wayne, Ind (Bishop Luers)
2	Jordan Sibert	6-4	185	G	So.	Cincinnati, Ohio (Princeton)
3	Shannon Scott	6-1	180	G	Fr.	Alpharetta, Ga. (Milton)
4	Aaron Craft	6-2	190	G	So.	Findlay, Ohio (Liberty Benton)
10	LaQuinton Ross	6-8	225	F	Fr.	Jackson, Miss. (Life Center Academy (N.J.))
12	Sam Thompson	6-7	190	F	Fr.	Chicago, Ill. (Whitney Young)
14	Alex Rogers	6-2	195	G	Jr.	Cincinnati, Ohio (Christian Brothers Univ.)
15	J.D. Weatherspoon	6-6	215	F	So.	Columbus, Ohio (Northland)
23	Amir Williams	6-11	220	C	Fr.	Birmingham, Mich. (Detroit Country Day)
30	Evan Ravenel	6-8	260	F	Jr.	Tampa, Fla. (Brandon)
32	Lenzelle Smith, Jr.	6-4	205	G	So.	Zion, Ill (Zion-Benton)
44	William Buford	6-6	220	G	Sr.	Toledo, Ohio (Libbey)
55	Trey McDonald	6-8	225	C	Fr.	Battle Creek, Mich. (Battle Creek Central)

**Head Coach:** Thad Matta **Asst. Coaches:** Dave Dickerson, Jeff Boals, Chris Jent

**Last Meeting vs. Ohio State**

**Louisville 72, Ohio State 64 (OT)**  
Jan. 4, 2003 -- Columbus, Ohio

**Louisville 72**

Player	min	fg	fga	ft	fta	reb	ast	to	pf	tp
Myles	27	4	5	4	6	4	0	1	5	12
Garcia	12	0	2	0	0	2	2	1	4	0
Stone	20	0	5	0	0	7	1	2	5	0
Gaines	42	3	11	6	8	0	3	5	3	14
Brown	19	1	2	2	2	4	0	0	0	5
Dartez	21	3	4	2	2	2	0	0	3	8
Northern	28	5	9	5	6	1	1	0	1	18
Dean	7	0	4	0	0	0	0	0	0	0
Mohammed	2	0	0	0	0	0	0	0	0	0
Naydenov	5	1	2	0	0	1	1	1	0	3
Whitehead	22	2	9	4	6	8	0	0	5	9
O'Bannon	18	1	4	0	0	1	4	0	3	3
George	2	0	1	0	0	1	0	0	0	0
Team						3				
Totals	225	20	58	23	30	34	12	10	29	72

**Ohio State 64**

Player	min	fg	fga	ft	fta	reb	ast	to	pf	tp
Williams	39	3	11	5	10	7	2	4	4	11
Sylvester	14	0	2	0	0	4	2	1	1	0
Radinovic	28	2	8	9	11	9	0	2	5	13
Connolly	45	5	12	1	1	6	2	3	1	13
Darby	45	5	13	12	15	4	2	4	4	24
Fuss-Cheatham	21	0	0	0	0	1	1	1	3	0
Jernigan	13	1	3	1	3	2	1	1	0	3
Smith	0+	0	0	0	0	0	0	0	2	0
Jenkins	20	0	4	0	0	1	0	2	5	0
Team						11				
Totals	225	16	53	28	40	45	10	18	25	64

**Halftime** - Louisville 18, Ohio State 32. **Three-point goals** - Louisville 9-25 (Northern 3-6, Gaines 2-8, Brown 1-1, Naydenov 1-2, Whitehead 1-3, O'Bannon 1-3, Dean 0-2), Ohio State 4-14 (Darby 2-5, Connolly 2-6, Sylvester 0-2, Jernigan 0-1). **Blocked Shots** - Louisville 4 (Dartez 3, Garcia 1), Ohio State 0. **Steals** - Louisville 13 (Gaines 3, Stone 2, Whitehead 2, Myles 1, Garcia 1, Brown 1, Northern 1, Naydenov 1, O'Bannon 1), Ohio State 4 (Williams 1, Darby 1, Sylvester 1, Jenkins 1). **Attendance** - 16,941.

Blackshear helped his team to the 2011 4A state title, while Thompson led his school to the 2009 3A state crown.

■ UofL Coach Rick Pitino has a 4-0 record against Ohio State.

■ Ohio State is making its 24th overall appearance in the NCAA Tournament and its fourth straight. The Buckeyes won the 1960 title and finished runner-up in 2007, falling to Florida, 84-75. Ohio State is making its 10th NCAA Final Four appearance and, prior to 2007, last appeared in the Final Four in 1968.



■ **Cards Good at Line** -- Louisville connected on 26-of-36 free throws against Davidson, including 22-of-29 in the second half (.759). The 26 free throws tied for the fourth most by a UofL team in the Cardinals' 100 NCAA Tournament games.

■ **Cards Faced Five in Sweet 16** — Louisville faced five teams that advanced to the NCAA Sweet 16 this season, posting a 3-5 record against those schools (beat Cincinnati, Marquette, and Ohio; lost to Cincinnati, Kentucky, Marquette, and twice to Syracuse). Four BIG EAST teams were in the NCAA Sweet 16, matching the BIG 10 for the most by one league.

# Louisville NCAA Tournament Appearances

U of L has an all-time NCAA Tournament record of 64-39. This is the Cards' 38th NCAA Tournament appearance. U of L has reached nine Final Fours and has won two NCAA Titles (1980, 1986).

## 1951

March 20 (*East Region first round*):  
Kentucky 79, Louisville 68

## 1959

March 10 (*Mideast Region first round*):  
Louisville 77, Eastern Kentucky 63  
March 13 (*Mideast Region semifinal*):  
Louisville 76, Kentucky 61  
March 14 (*Mideast Region final*):  
Louisville 88, Michigan State 81  
March 20 (*National semifinal*):  
West Virginia 94, Louisville 79  
March 21 (*National semis consolation*):  
Cincinnati 98, Louisville 85

## 1961

March 14 (*Mideast Region first round*):  
Louisville 76, Ohio 70  
March 17 (*Mideast Region semifinal*):  
Ohio State 56, Louisville 55  
March 18 (*Mideast Region consolation*):  
Louisville 83, Morehead State 61

## 1964

March 10 (*Mideast Region first round*):  
Ohio 71, Louisville 69 (OT)

## 1967

March 17 (*Midwest Region first round*):  
SMU 83, Louisville 81  
March 18 (*Midwest Region consolation*):  
Kansas 70, Louisville 68

## 1968

March 15 (*Midwest Region semifinal*):  
Houston 91, Louisville 75  
March 16 (*Midwest Region consolation*):  
Louisville 93, Kansas State 63

## 1972

March 16 (*Midwest Region semifinal*):  
Louisville 88, SW Louisiana 84  
March 18 (*Midwest Region final*):  
Louisville 72, Kansas State 65  
March 23 (*National semifinal*):  
UCLA 96, Louisville 77  
March 25 (*National semis consolation*):  
North Carolina 105, Louisville 91

## 1974

March 14 (*Midwest Region semifinal*):  
Oral Roberts 96, Louisville 93  
March 16 (*Midwest Region consolation*):  
Creighton 80, Louisville 71

## 1975

March 15 (*Midwest Region first round*):  
Louisville 91, Rutgers 78  
March 20 (*Midwest Region semifinal*):  
Louisville 78, Cincinnati 63  
March 22 (*Midwest Region final*):  
Louisville 96, Maryland 82  
March 29 (*National semifinal*):  
UCLA 75, Louisville 74 (OT)  
March 31 (*National semis consolation*):  
Louisville 96, Syracuse 88 (OT)

## 1977

March 12 (*West Region first round*):  
UCLA 87, Louisville 79

## 1978

March 12 (*Midwest Region first round*):  
Louisville 76, St. John's 68  
March 17 (*Midwest Region semifinal*):  
DePaul 90, Louisville 89 (OT)

## 1979

March 10 (*Midwest Region 2nd round*):  
Louisville 69, South Alabama 66  
March 15 (*Midwest region semifinal*):  
Arkansas 73, Louisville 62

## 1980

March 8 (*Midwest Region 2nd round*):  
Louisville 71, Kansas State 69 (OT)  
March 14 (*Midwest Region semifinal*):  
Louisville 66, Texas A & M 65 (OT)

March 16 (*Midwest Region final*):

Louisville 86, Louisiana State 66

March 22 (*National semifinal*):

Louisville 80, Iowa 72

March 24 (*National Championship*):

Louisville 59, UCLA 54

## 1981

March 14 (*Midwest Region 2nd round*):  
Arkansas 74, Louisville 73

## 1982

March 13 (*Mideast Region 2nd round*):

Louisville 81, Middle Tennessee 56

March 18 (*Mideast Region semifinal*):

Louisville 67, Minnesota 61

March 20 (*Mideast Region Final*):

Louisville 75, Alabama-Birmingham 68

March 27 (*National semifinal*):

Georgetown 50, Louisville 46

## 1983

March 20 (*Mideast Region 2nd round*):

Louisville 70, Tennessee 57

March 24 (*Mideast Region semifinal*):

Louisville 65, Arkansas 63

March 26 (*Mideast Region final*):

Louisville 80, Kentucky 68 (OT)

April 2 (*National semifinal*):

Houston 94, Louisville 81

## 1984

March 16 (*Mideast Region first round*):

Louisville 72, Morehead State 59

March 18 (*Mideast Region 2nd round*):

Louisville 69, Tulsa 67

March 22 (*Mideast Region semifinal*):

Kentucky 72, Louisville 67

## 1986

March 13 (*West Region first round*):

Louisville 93, Drexel 73

March 15 (*West Region second round*):

Louisville 82, Bradley 68

March 20 (*West Region semifinal*):

Louisville 94, North Carolina 79

March 22 (*West Region final*):

Louisville 84, Auburn 76

March 29 (*National semifinal*):

Louisville 88, Louisiana State 77

March 31 (*National Championship*):

Louisville 72, Duke 69

## 1988

March 17 (*Southeast Region first round*):

Louisville 70, Oregon State 61

March 19 (*Southeast Region second round*): Louisville 97,

Brigham Young 76

March 24 (*Southeast Region semifinal*):

Oklahoma 108, Louisville 98

## 1989

March 16 (*Midwest Region first round*):

Louisville 76, Arkansas-Little Rock 71

March 18 (*Midwest Region 2nd round*):

Louisville 93, Arkansas 84

March 24 (*Midwest Region semifinal*):

Illinois 83, Louisville 69

## 1990

March 15 (*West Region first round*):

Louisville 78, Idaho 59

March 17 (*West Region second round*):

Ball State 62, Louisville 60

## 1992

March 20 (*West Region first round*):

Louisville 81, Wake Forest 58

March 22 (*West Region second round*):

UCLA 85, Louisville 69

## 1993

March 19 (*Midwest Region first round*):

Louisville 76, Delaware 70

March 20 (*Midwest Region 2nd round*):

Louisville 78, Oklahoma State 63

March 25 (*Midwest Region semifinal*):

Indiana 82, Louisville 69

## 1994

March 18 (*West Region first round*):

Louisville 67, Boise State 58

March 20 (*West Region second round*):

Louisville 60, Minnesota 55

March 24 (*West Region semifinal*):

Arizona 82, Louisville 70

## 1995

March 16 (*Midwest Region first round*):

Memphis 77, Louisville 56

## 1996

March 15 (*Midwest Region first round*):

Louisville 82, Tulsa 80 (OT)

March 17 (*Midwest Region 2nd round*):

Louisville 68, Villanova 64

March 21 (*Midwest Region semifinal*):

Wake Forest 60, Louisville 59

## 1997

March 14 (*East Region first round*):

Louisville 65, Massachusetts 57

March 16 (*East Region 2nd round*):

Louisville 64, New Mexico 63

March 21 (*East Region semifinal*):

Louisville 78, Texas 63

March 23 (*East Region final*):

North Carolina 97, Louisville 74

## 1999

March 11 (*South Region first round*):

Creighton 62, Louisville 58

## 2000

March 16 (*West Region first round*):

Gonzaga 77, Louisville 66

## 2003

March 21 (*East Region first round*):

Louisville 86, Austin Peay 64

March 23 (*East Region 2nd round*):

Butler 79, Louisville 71

## 2004

March 19 (*Atlanta Region first round*):

Xavier 80, Louisville 70

## 2005

March 18 (*Albuquerque Region first round*):

Louisville 68, Louisiana- Lafayette 62

March 20 (*Albuquerque Region 2nd round*):

Louisville 76, Georgia Tech 54

March 24 (*Albuquerque Region region semifinals*):

Louisville 93, Washington 79

March 26 (*Albuquerque Region championship*):

Louisville 93, West Virginia 85 (OT)

April 2 (*National semifinal*):

Illinois 72, Louisville 57

## 2007

March 15 (*South Region first round*):

Louisville 78, Stanford 58

March 17 (*South Region second round*):

Texas A&M 72, Louisville 69

## 2008

March 21 (*East Region first round*):

Louisville 79, Boise State 61

March 23 (*East Region second round*):

Louisville 78, Oklahoma 48

March 21 (*East Region semifinals*):

Louisville 79, Tennessee 60

March 23 (*East Region finals*):

North Carolina 83, Louisville 73

## 2009

March 20 (*Midwest Region first round*):

Louisville 74, Morehead State 54

March 22 (*Midwest Region second round*):

Louisville 79, Siena 72

March 22 (*Midwest Region semifinals*):

Louisville 103, Arizona 64

March 22 (*Midwest Region finals*):

Michigan State 64, Louisville 52

## 2010

March 19 (*South Region first round*):

California 77, Louisville 62

## 2011

March 17 (*Southwest Region second round*):

Morehead State 62, Louisville 61

## 2012

March 15 (*West Region second round*):

Louisville 69, Davidson 62

March 17 (*West Region third round*):

Louisville 59, New Mexico 56

March 22 (*West Region semifinal*):

Louisville 57, Michigan State 44

March 24 (*West Region final*):

Louisville 72, Florida 68

## U of L Basketball Tradition

■ Louisville is making its 38th NCAA Tournament appearance. The Cardinals have reached the NCAA Tournament 29 of the last 36 years (six straight, nine of the last 10, 11 of the last 14 years, 17 of last 21). The Cards have reached the Sweet 16 on 17 occasions (three of the last five years). Louisville is tied for sixth in tournament victories (64) and is fifth in NCAA Tournament appearances (38). U of L has a 64-39 overall NCAA Tournament record, reaching the Final Four nine times.

■ U of L has an all-time 1,662-863 record in 98 seasons of intercollegiate basketball. The Cardinals are 18th among all NCAA schools in victories.

■ Nineteen Louisville players have earned All-America status, the latest being Terrence Williams in 2009. The Cardinals have had 57 players drafted by the NBA, the latest of whom U of L's two lottery picks from 2009: Williams, the 11th overall pick by the New Jersey Nets; and Earl Clark, the 14th overall selection by the Phoenix Suns. Samardo Samuels signed a free agent agreement with the Cleveland Cavaliers after leaving in 2010.

■ U of L is tied for seventh nationally with nine Final Four appearances overall. No other school went to the Final Four four times during the 1980s and Louisville won two NCAA titles in that decade, winning the national championship in 1980 and 1986. Coach Rick Pitino has guided five teams to the NCAA Final Four. Louisville's 38 NCAA Tournament appearances is fifth best all-time and its 103 NCAA Tournament games are the sixth most played in the event.

■ Louisville has won its conference championship or finished second in its league in 24 of the last 36 years, including three of the last six years (second place in the BIG EAST in 2007, 2008, champion in 2009). The Cards were seventh in the tough BIG EAST in 2012, but won the 2012 tournament title.

■ Louisville is the only school in the

nation to have claimed the championship of three major national post-season tournaments including the 1948 NAIB Championship, the 1956 NIT title and the 1980 and 1986 NCAA Championships.

■ U of L produced the second most consecutive winning seasons all-time in the NCAA with 46 (not current). The Cards played winning basketball from 1944-45 through 1989-90, winning 20 or more games on 31 occasions during that period.

■ Louisville has two representatives in the Naismith Memorial Basketball Hall of Fame. Cardinal All-American and former Washington Bullets All-Star Wes Unseld was inducted in 1988 while former head coach Denny Crum was inducted in 1994.

■ Louisville has ranked among the top 10 nationally in average home attendance each of the last 37 years, including the last 32 straight in the nation's top five (21,503 in '11-12, third in the nation in Freedom Hall). The Cardinals moved to their new home last season -- the 22,000-seat KFC Yum! Center in downtown Louisville. In 21 home games in 2010-11, a U of L record 458,463 fans attended games, a 21,832 average that trailed only Kentucky and Syracuse last season.

■ Only four times in the last 47 years have the Cardinals failed to reach either the NCAA or NIT post-season tournaments. U of L reached the NCAA Tournament Elite Eight three of the last five years.

■ The Cardinals are one of the most televised teams in college basketball. U of L games were televised on national networks during the 2011-12 regular season on 19 occasions. Every possible U of L game over the past 29 years has been televised on either a live or delayed basis -- a total of over 860 games -- including over 320 national television appearances.

■ The Cardinals have been ranked on 527 occasions in the AP poll, sixth most all-time. Louisville was ranked 10

consecutive weeks at one point in the poll this season (longest streak under Pitino: 31 weeks, 2005-06). The Cards finished the 2008-09 season No. 1 in the AP poll -- the first No. 1 AP ranking ever for U of L -- and were fifth in final 2009 ESPN/USA Today ranking. Louisville rose to as high as No. 4 this year.

The Cardinals became the No. 1 team in the nation in the ESPN/USA Today poll on March 15, 2009. Louisville's only previous time at No. 1 in the coaches poll was when it opened the 1986-87 season as the top team in the UPI poll. Louisville has been ranked as the No. 2 team in the AP poll on 15 occasions all-time.

■ Five former Cardinals are active on NBA rosters during the 2011-12 season: Francisco Garcia (Sacramento Kings), Earl Clark (Orlando Magic), Terrence Williams (Sacramento Kings), Samardo Samuels (Cleveland Cavaliers) and Jerry Smith (New Jersey Nets). At least 19 former Cardinals are playing professionally now with other U.S. or foreign teams. Thirty-three U of L players have reached the NBA in the last 38 years.

■ U of L has retired the numbers of four of its former hoop greats: 8 Charlie Tyra, 31 Wes Unseld, 35 Darrell Griffith and 42 Pervis Ellison.

■ Louisville is second behind North Carolina for the national lead with 63 all-time 1,000 point scorers, a plateau last reached by Preston Knowles last season.

■ Aside from basketball lettermen, some notable U of L alumni include: the late Johnny Unitas (football), Mitch McConnell (U.S. Senator, Kentucky), Chris Dodd (U.S. Senator, Conn.), Bob Edwards (former National Public Radio host), Tom Jackson (ESPN commentator) and 18 players active in the NFL during the 2011 season.

■ U of L's co-ed cheerleading squad has won 16 national cheerleading titles, including winning the 2011 National Cheerleading Association Championships in Daytona Beach, Fla. The Cards' all-girl squad has won nine championships and U of L also won the small coed national title five times. The Ladybirds, U of L's dance team, have won nine national titles, including winning the last four NCA titles. U of L swept all four competitions at the 2009 and 2011 events.

■ U of L is among 16 programs in the nation that have won at least 70 percent of their games over the last 11 years. Louisville has a .720 winning percentage since U of L Coach Rick Pitino took over the reins of the Cardinal program, 14th best in the nation.

### U of L Individual Single-Game Bests in NCAA Tournament Games

Points .....	36 by Junior Bridgeman vs. Rutgers (3-15-75)
Rebounds .....	22 by Wes Unseld vs. Houston (3-15-68)
Field Goal Pct. ....	1.000 (7-of-7) by Dwayne Morton vs. Minnesota (3-20-94)
3-Pt. FG .....	7 by Taquan Dean vs. West Virginia (3-26-05)
3-Pt. FG Pct. ....	1.000 (5-of-5) by Dwayne Morton vs. Minnesota (3-20-94)
Free Throws .....	12 by Wesley Cox vs. Oral Roberts (3-14-74)
Free Thow Pct. ....	1.000 (12-of-12) by Wesley Cox vs. Oral Roberts (3-14-74)
Assists .....	14 by Phil Bond vs. UCLA (3-12-77)
Steals .....	5 by Andre McGee vs. Morehead State (3/20/09) and vs. Oklahoma (3/23/08), DeJuan Wheat vs. Tulsa (3-15-96), Charles Jones vs. Minnesota (3-18-82)
Blocked Shots .....	7 by Gorgui Dieng vs. Mich. St. (3-22-12), Pervis Ellison vs. Illinois (3-24-89)

## Head Coach Rick Pitino

Rick Pitino, one of the most brilliant minds in coaching, began a new era in University of Louisville men's basketball when he was named the Cardinals' head coach on March 21, 2001.



The first coach in NCAA history to take three different teams to the NCAA Final Four, Pitino's up-tempo style, pressure defense, strong work ethic and family atmosphere quickly returned Louisville to national prominence.

In 27 seasons as a collegiate head coach at five different schools, Pitino has compiled a 629-233 record, a .730 winning percentage that ranks him 11th among active coaches. His current contract ties him with U of L through the 2016-2017 season.

After winning his 600th collegiate coaching victory in the Cards' opening game this year, UofL embarked on a successful season in which it has won 30 games, claimed the BIG EAST Tournament title and reached UofL's ninth Final Four and Pitino's sixth, a feat matched by only seven others.

Despite opening the season with no regular returning starters in 2010-11, the Cardinals tied for third in the nation's toughest conference and reached the title game of the BIG EAST Championship. Louisville beat seven Top 25 teams and rose to the national rankings themselves after not receiving a single vote in the preseason AP poll.

In 2009-10, Louisville reached 20 victories for the eighth straight year against a top-five rated schedule. Along the way, U of L tied for fifth in arguably the nation's toughest league, beat then top-ranked Syracuse in the regular season finale, and played in the Cards' 36th NCAA Tournament.

The Cardinals earned both the BIG EAST Conference regular season and tournament championships in 2008-09, won 31 games -- fifth most in school history -- and gained the top overall seed in the NCAA Tournament before reaching the NCAA Elite Eight for the second straight year. U of L earned its first ever Associated Press No. 1 ranking in the final poll.

Four years ago, his Cardinals overcame early injuries to its front line to win 27 games against a schedule rated as the fourth-toughest in the nation. U of L earned a second-place finish in the BIG EAST for the second consecutive year and advance to the Cards' second NCAA Elite Eight appearance in four years.

In 2007-08, Pitino's youthful squad also battled through injuries to win eight of its last ten games and rise among the nation's top 20 teams over the last 30 weeks. UofL won 24 games, including a pair on the road over top 15 ranked teams, earned a second-place finish in the Big East Conference and were No. 16 in the final AP poll.

The Cardinals were No. 3 in the nation in the final 2004-05 ESPN/USA Today poll while posting a stellar 33-5 record, matching the most victories in UofL history. UofL won its first-ever Conference USA regular season title and also claimed the league tournament title. Louisville reached its first NCAA Sweet 16 since 1997 before advancing to its first NCAA Final Four since 1986.

The successes of the 2005 Final Four squad were built upon the efforts of his early teams at UofL. The Cardinals won 16 straight during one stretch in 2003-04 and rose to as high as fourth in the national polls before a trio of key injuries disrupted the Cardinals' flight. Pitino gained his 400th career coaching victory with a 73-65 victory over then top-ranked Florida on Dec. 13, 2003,

the first of two wins that season U of L achieved over No. 1 ranked foes.

In his second year at U of L in 2002-03, the Cardinals reached the No. 2 position in the AP poll and spent time as the nation's top team in the RPI and Sagarin Ratings. After a 1-1 start, the Cardinals reeled off an incredible 17 straight victories, one short of the school record and the second-highest ever in C-USA history. UofL won its first-ever C-USA Tournament title.

In Pitino's first year at Louisville in 2001-02, he guided an undersized, often outmanned squad to a 19-13 record, upsetting the nation's fourth-ranked team along the way to earning a post-season tournament appearance in the NIT, nearly reversing the Cardinals' fortunes the season prior to his arrival (12-19 in 2000-01).

Even under great adversity, Pitino's teams have persevered. After losing 60 percent of its scoring and four key upperclassmen from its 2005 Final Four team, Louisville battled through destructive injuries and inexperience during the 2005-06 season to post a 21-13 record in its first year in the BIG EAST Conference, concluding the year in the NIT national semifinals.

A 2006 inductee to the New York City Hall of Fame, Pitino has the third-highest winning percentage in NCAA Tournament games among active coaches, winning 73.7 percent of his games in the post-season event with a 42-15 record in 17 tournament appearances.

For three and a half years, Pitino served as president and head coach of the NBA's Boston Celtics. With the Celtics, he took over a team that had posted a franchise worst 15-67 record before his arrival. He quickly made an impact, improving the Celtics' victory total by 21 games in his first season. He resigned his position with the storied franchise on Jan. 8, 2001 after compiling a 102-146 record there.

He guided Kentucky to three NCAA Final Four appearances in his last five years, winning the 1996 NCAA Championship and reaching the national title game in 1997. In eight seasons with the Wildcats, he amassed a 219-50 record (.814) while winning two league crowns and an impressive 17-1 record in the Southeastern Conference

### Rick Pitino's Collegiate Coaching Career

Year	Team	Record	Tourn
1975-76	Hawaii	2- 4	
1978-79	Boston Univ.	17- 9	
1979-80	Boston Univ.	21- 9	NIT
1980-81	Boston Univ.	13-14	
1981-82	Boston Univ.	19- 9	
1982-83	Boston Univ.	21-10	NCAA
1985-86	Providence	17-14	NIT
1986-87	Providence	25- 9	NCAA F4
1989-90	Kentucky	14-14	
1990-91	Kentucky	22- 6	
1991-92	Kentucky	29- 7	NCAA
1992-93	Kentucky	30- 4	NCAA F4
1993-94	Kentucky	27- 7	NCAA
1994-95	Kentucky	28- 5	NCAA
1995-96	Kentucky	34- 2	NCAA Ch
1996-97	Kentucky	35- 5	NCAA F4
2001-02	Louisville	19-13	NIT
2002-03	Louisville	25-7	NCAA
2003-04	Louisville	20-10	NCAA
2004-05	Louisville	31-4	NCAA
2005-06	Louisville	21-13	NIT
2006-07	Louisville	24-10	NCAA
2007-08	Louisville	27-9	NCAA
2008-09	Louisville	31-6	NCAA
2009-10	Louisville	20-13	NCAA
2010-11	Louisville	25-10	NCAA
2011-12	Louisville	30-9	NCAA F4
Totals	27 seasons	629-233	

### Rick Pitino's Coaching Experience

1974-75 .... Grad. Asst. Coach, Univ. of Hawai'i  
 1975-76 .... Assistant Coach, Univ. of Hawai'i  
 (2-4 record, as head coach for last six games)  
 1976-78 .... Assistant Coach, Syracuse Univ.  
 1978-83 .... Head Coach, Boston University  
 (91-51 record, five seasons)  
 1983-85 .... Assistant Coach, New York Knicks  
 1985-87 .... Head Coach, Providence College  
 (42-23 record, two seasons)  
 1987-89 .... Head Coach, New York Knicks  
 1989-97 .... Head Coach, University of Kentucky  
 (219-50 record, eight years)  
 1997-2001 Pres./Head Coach, Boston Celtics  
 2001- ..... Head Coach, University of Louisville  
 (275-105, 11th year)

Tournament. While at UK, Pitino coached three Wildcats who earned All-America honors and eight players who were drafted by the NBA, including six in the first round (three lottery picks).

Pitino, 59, got his start in coaching as a graduate assistant at Hawai'i in 1974 and served as a full-time assistant there in 1975-76 when he was the head coach for the last six games of the season (2-4) when the head coach was relieved of his duties. He served two seasons as an assistant at Syracuse under Jim Boeheim from 1976-78.

Pitino was only 25 years old when he accepted his first head coaching job at Boston University in 1978. He produced a 91-51 record in five years there, departing as the most successful coach in BU history. In his final season there, he guided the Terriers to their first NCAA Tournament appearance in 24 years. He was twice named New England Coach of the Year (1979, 1983).

Pitino left Boston U. to become an assistant coach for the New York Knicks from 1983-85, where he worked with head coach Hubie Brown. It was a team he would return to lead as its head coach in two seasons.

He was head coach at Providence College for two seasons (1985-87), producing a 42-23 record there. He guided the Friars to an NCAA Tournament appearance in 1986 and an improbable trip to the NCAA 1987 Final Four.

Before his stint at Kentucky, Pitino served as head coach of the New York Knicks for two years. In his initial year there in 1987-88, the Knicks improved by 14 victories and made the NBA Playoffs for the first time in four seasons. The Knicks won 52 games in 1988-89 and swept the Philadelphia 76ers in the first round of the playoffs.

Aside from his hoops prowess, Pitino has achieved success off the court as well in such realms as broadcasting, publishing, motivational speaking and horse racing. He is an accomplished author, producing such books as the best seller "Success Is A Choice" and "Lead to Succeed."

He earned his degree in 1974 at Massachusetts, where he was a standout guard for the Minutemen's basketball team. His 329 career assists rank eighth all-time at UMass and his 168 assists as a senior is the sixth-best single season total ever there. Pitino was a freshman during NBA legend Julius Erving's senior year.

Born Sept. 18, 1952, Pitino is a native of New York City where he was a standout guard for Dominic High School in Oyster Bay, Long Island. There, he captained his team and established several school scoring marks.

Pitino and wife Joanne have five children: Michael, Christopher, Richard, Ryan and Jacqueline; and four grandchildren: Anna, Audrey (Michael's children), Andrew (Christopher) and Ava (Richard).

# 1 Angel Nunez



**F 6-7 190 Fr. - HS Washington Heights, N.Y. (Notre Dame Prep)**

- Pronounced NOON-yez
- Scored a season-high seven points in the closing four minutes against IUPUI, making all three of his shots from the field.
- Buried both of his three-point attempts against Connecticut.
- Played 12 minutes at Providence, scoring six points on 2-of-4 shooting from the field.
- Scored his first collegiate point with a free throw vs. UT Martin.
- Totaled nine points and 11 rebounds in a Red-White intrasquad scrimmage in the KFC Yum! Center on Oct. 22.
- Scored 11 points in an exhibition victory over the Commonwealth Giants on Aug. 11 on the Cards' trip to the Bahamas.
- Averaged 13.1 points, 7.8 rebounds and 2.4 blocked shots last season at Notre Dame Prep, which advanced to the finals of the 2011 National Prep Championship.
- Ranked 27th nationally among small forwards by Scout.com and No. 32 among small forwards by ESPN.
- Named the MVP of the White Team in the 2011 Kentucky Derby Festival Basketball Classic all-star game played in Louisville's KFC Yum! Center after producing 16 points, five rebounds and two assists.
- One of eight Notre Dame Prep players to sign with Division I schools in 2011, including two other BIG EAST players: Khem Birch of Pittsburgh and Todd Mayo of Marquette. Former U of L forward/center Terrence Jennings also played a season at Notre Dame Prep.
- Born Dec. 29, 1991 ... Major is communication.

# 1 Angel Nunez

## Season / Career Highs

- Points .... 7 vs. IUPUI (12/7)
- Reb. .... 3 vs. UT Martin (11/11)
- Asst. .... 1 vs. Connecticut (2/6)  
vs. USF (2/29)
- Blocks .... 2 vs. Fairleigh Dickinson (12/10)
- Steals .... 1 vs. Connecticut (2/6)
- FGM ..... 3 vs. IUPUI (12/7)
- FGA ..... 5 vs. Providence (1/10)
- 3FGM ..... 2 vs. Providence (1/10)  
vs. Connecticut (2/6)
- 3FGA ..... 4 vs. Providence (1/10)
- FT ..... 1 vs. UT Martin (11/11)  
vs. Arkansas State (11/22)
- FTA ..... 2 vs. UT Martin (11/11)  
vs. Arkansas State (11/22)

### 1 Angel Nunez Game-by-Game

Opponent	Date	GS	Min	FG	FGA	Pct	3-Point			FT	FTA	Pct	Rebounds			PF	FO	A	TO	Blk	Stl	Pts	Avg
							FG	FGA	Pct				Off	Def	Tot								
UT MARTIN	11/11/11	8	0	0	.000	0	0	.000	1	2	.500	0	3	3	3.0	0	0	0	0	0	0	1	1.0
ARKANSAS STATE	11/22/11	6	0	1	.000	0	1	.000	1	2	.500	1	1	2	2.5	0	0	0	1	0	0	1	1.0
VANDERBILT	12/2/11	0+	0	1	.000	0	1	.000	0	0	.000	0	0	0	1.7	0	0	0	0	0	0	0	0.7
IUPUI	12/7/11	4	3	3	1.000	1	1	1.000	0	0	.000	0	0	0	1.3	0	0	0	0	0	0	7	2.3
FAIR. DICKINSON	12/10/11	10	1	4	.250	1	3	.333	0	0	.000	1	1	2	1.4	0	0	0	1	2	0	3	2.4
at Providence	1/10/12	12	2	5	.400	2	4	.500	0	0	.000	0	1	1	1.3	0	0	0	2	0	0	6	3.0
at Marquette	1/16/12	4	0	2	.000	0	1	.000	0	0	.000	0	0	0	1.1	0	0	0	1	0	0	0	2.6
RUTGERS	2/4/12	1	0	0	.000	0	0	.000	0	0	.000	0	0	0	1.0	0	0	0	0	0	0	0	2.3
CONNECTICUT	2/6/12	5	2	2	1.000	2	2	1.000	0	0	.000	0	0	0	0.9	0	0	1	0	0	1	6	2.7
SYRACUSE	2/13/12	0+	0	0	.000	0	0	.000	0	0	.000	0	0	0	0.0	0	0	0	0	0	0	0	2.5
at Cincinnati	2/23/12	1	0	0	.000	0	0	.000	0	0	.000	0	0	0	0.7	0	0	0	0	0	0	0	2.2
SOUTH FLORIDA	2/29/12	4	0	3	.000	0	3	.000	0	0	.000	0	0	0	0.7	1	0	1	1	0	0	0	2.0

### 1 Angel Nunez Career Statistics

Year	GP	GS	Min	Avg	FG	FGA	Pct	3FG	3FGA	Pct	FT	FTA	Pct	OReb	DReb	Reb	Avg	PF	FO	Ast	TO	Blk	Stl	Pts	Avg
2011-12	12	0	55	4.6	8	21	.381	6	16	.375	2	4	.500	2	6	8	0.7	1	0	2	6	2	1	24	2.0
TOTAL	12	0	55	4.6	8	21	.381	6	16	.375	2	4	.500	2	6	8	0.7	1	0	2	6	2	1	24	2.0

## 2 Russ Smith

**LOUISVILLE**



### G 6-0 160 So. - 1L Briarwood, N.Y. (South Kent School)

- Led the Cardinals with 19 points off the bench against Florida in the NCAA West Region Championship, adding five rebounds and two assists.
- Ranks third in the BIG EAST and 19th nationally in steals (2.2 per game). Louisville is 18-4 this season when Smith has more than one steal in a game.
- Had 17 points and 3 steals vs. New Mexico in the NCAA Third Round.
- Scored 18 against Pitt (2/26), including 11 straight for UofL in the second half when the Cardinals took the lead for good.
- Had 11 steals in four games of the BIG EAST Championship while harassing opposing guards, including five steals, 12 points and four assists against Marquette in the quarterfinals.
- Totaled 16 points, six steals, four assists and four rebounds at DePaul (2/18).
- Had 16 points in 16 minutes off the bench at West Virginia, adding four rebounds.
- Has 10 games this season with at least four assists.
- Scored 20 points at Marquette, the fifth time in the 11 games he had scored 20 or more points. He added six assists and four steals.
- Scored 25 points vs. DePaul (1/14), adding six assists and four steals.
- On a return to his hometown of New York, he totaled 17 points, four steals and a career-high seven assists against St. John's.
- Scored a career-high 30 points at Kentucky, nearly half of UofL's point total. It was the most points scored by a Cardinal since Preston Knowles had 31 vs. Morgan State on Dec. 27, 2010. The last Cardinal to score 30 points fewer games into his career was Dwayne Morton, who had 33 vs. Morehead St. on Dec. 19, 1991, in his fifth career game.
- Scored 24 points vs. Memphis, double his previous top scoring effort. He also gathered seven steals, tying for the fourth most ever by a UofL player. He was named the BIG EAST Player of the

#### 2 Russ Smith Game-by-Game

Opponent	Date	GS	Min	FG	FGA	Pct	3-Point			Rebounds							PF	FO	A	TO	Blk	Stl	Pts	Avg
							FG	FGA	Pct	FT	FTA	Pct	Off	Def	Tot	Avg								
UT MARTIN	11/11/11	15	2	8	.250	2	5	.400	1	2	.500	1	1	2	2.0	2	0	1	3	0	2	7	7.0	
LAMAR	11/13/11	8	0	2	.000	0	0	.000	0	0	.000	0	2	2	2.0	1	0	2	0	0	1	0	3.5	
at BUTLER	11/19/11	* 17	3	6	.500	1	2	.500	2	2	1.000	0	1	1	1.7	4	0	0	4	1	2	9	5.3	
ARKANSAS STATE	11/22/11	* 21	3	10	.300	3	31	.000	0	1	.000	2	1	3	2.0	3	0	1	1	0	2	9	6.3	
OHIO	11/25/11	18	2	10	.200	1	4	.250	2	3	.667	1	1	2	2.0	2	0	3	0	0	1	7	6.4	
LONG BEACH ST	11/28/11	27	5	11	.455	1	4	.250	0	0	.000	0	1	1	1.8	4	0	3	1	0	2	11	7.2	
VANDERBILT	12/2/11	23	1	7	.143	0	1	.000	0	0	.000	0	0	0	1.6	5	1	4	0	0	1	2	6.4	
IUPUI	12/7/11	16	4	11	.364	0	1	.000	4	5	.800	1	0	1	1.5	3	0	1	1	0	2	12	7.1	
MEMPHIS	12/17/11	* 25	6	16	.375	2	6	.333	10	12	.833	0	2	2	1.6	4	0	3	2	0	7	24	9.0	
C of CHARLESTON	12/20/11	27	5	10	.500	2	5	.400	0	1	.000	1	3	4	1.8	4	0	0	2	0	5	12	9.3	
WESTERN KY	12/23/11	22	7	15	.467	1	3	.333	8	10	.800	1	2	3	1.9	2	0	3	4	0	2	23	10.5	
GEORGETOWN	12/28/11	24	6	13	.462	2	7	.286	0	0	.000	1	2	3	2.0	4	0	2	3	0	2	14	10.8	
at KENTUCKY	12/31/11	27	10	20	.500	3	8	.375	7	10	.700	2	3	5	2.2	3	0	0	3	0	3	30	12.3	
at ST. JOHNS	1/3/12	23	5	15	.333	3	6	.500	4	4	1.000	1	3	4	2.4	4	0	7	3	0	4	17	12.6	
NOTRE DAME	1/7/12	26	1	9	.111	1	6	.167	0	0	.000	0	1	1	2.3	4	0	0	2	0	0	3	12.0	
at Providence	1/10/12	8	1	4	.250	0	1	.000	0	0	.000	0	0	0	2.1	0	0	0	1	0	1	2	11.4	
DEPAUL	1/14/12	* 34	10	22	.455	0	7	.000	5	8	.625	1	4	5	2.3	3	0	6	3	0	4	25	12.2	
at Marquette	1/16/12	* 39	8	20	.400	3	7	.429	1	2	.500	0	4	4	2.4	3	0	2	3	0	4	20	12.6	
at PITT	1/21/12	* 33	4	11	.364	1	5	.200	2	3	.667	0	2	2	2.4	3	0	3	6	0	6	11	12.5	
VILLANOVA	1/25/12	* 16	3	7	.429	0	2	.000	2	3	.667	1	3	4	2.5	5	1	5	2	0	1	8	12.3	
at Seton Hall	1/28/12	21	4	11	.364	1	2	.500	5	7	.714	0	3	3	2.5	4	0	0	2	0	2	14	12.4	
RUTGERS	2/4/12	20	3	9	.333	1	4	.250	5	6	.833	1	3	4	2.5	2	0	2	4	0	0	12	12.4	
CONNECTICUT	2/6/12	14	3	8	.375	0	2	.000	0	0	.000	1	3	4	2.6	2	0	2	2	0	0	6	12.1	
at WEST VIRGINIA	2/11/12	16	6	12	.500	0	2	.000	4	4	1.000	0	4	4	2.7	3	0	2	0	0	1	16	12.3	
SYRACUSE	2/13/12	10	0	4	.000	0	2	.000	3	4	.750	3	0	3	2.7	1	0	1	4	0	0	3	11.9	
at DePaul	2/18/12	34	5	11	.455	3	6	.500	3	4	.750	2	2	4	2.7	2	0	4	4	0	6	16	12.0	
at Cincinnati	2/23/12	22	3	11	.273	1	3	.333	4	4	1.000	0	1	1	2.7	1	0	0	3	0	1	11	12.0	
PITTSBURGH	2/26/12	26	7	12	.583	1	3	.333	3	6	.500	0	1	1	2.6	2	0	0	2	0	4	18	12.2	
SOUTH FLORIDA	2/29/12	17	0	8	.000	0	4	.000	5	5	1.000	1	2	3	2.6	3	0	1	1	0	0	5	12.0	
at Syracuse	3/2/12	18	5	14	.357	0	6	.000	0	0	.000	0	1	1	2.6	5	1	1	1	0	3	10	11.9	
vs Seton Hall	3/7/12	23	4	10	.400	0	2	.000	3	6	.500	0	1	1	2.5	3	0	0	2	0	0	11	11.9	
vs MARQUETTE	3/8/12	20	3	12	.250	0	2	.000	6	6	1.000	1	2	3	2.5	2	0	4	3	0	5	12	11.9	
vs NOTRE DAME	3/9/12	6	1	6	.167	1	1	1.000	0	0	.000	0	0	0	2.5	3	0	5	3	0	3	11.6		
vs CINCINNATI	3/10/12	18	0	7	.000	0	1	.000	4	4	1.000	0	2	2	2.4	1	0	2	3	0	3	4	11.4	
vs DAVIDSON	3/15/12	20	1	7	.143	1	1	1.000	3	4	.750	0	2	2	2.4	2	0	0	1	0	1	6	11.2	
vs NEW MEXICO	3/17/12	23	5	12	.417	3	31	.000	4	5	.800	1	1	2	2.4	4	0	0	3	0	3	17	11.4	
vs MICHIGAN ST	3/22/12	17	3	10	.300	2	4	.500	3	4	.750	2	1	3	2.4	2	0	3	1	0	0	11	11.4	
vs FLORIDA	3/24/12	22	6	13	.462	1	2	.500	6	7	.857	1	4	5	2.5	3	0	2	4	0	1	19	11.6	

#### 2 Russ Smith Career Statistics

Year	GP	GS	Min	Avg	FG	FGA	Pct	3FG	3FGA	Pct	FT	FTA	Pct	OReb	DReb	Reb	Avg	PF	FO	Ast	TO	Blk	Stl	Pts	Avg
2010-11	17	0	96	5.6	14	41	.341	7	17	.412	3	5	.600	1	6	7	0.4	17	0	14	13	1	13	38	2.2
2011-12	38	7	796	20.9	145	404	.359	41	133	.308	109	142	.768	26	69	95	2.5	108	3	75	87	1	85	440	11.6
TOTAL	55	7	892	16.2	159	445	.357	48	150	.320	112	147	.762	27	75	102	1.9	125	3	89	100	2	98	478	8.7

- Week for his efforts (games Dec. 12-18).
- MVP of the 10th annual Billy Minardi Classic after he scored 23 points vs. Western Kentucky, 16 in the second half.
- Missed the Dec. 10 vs. Fairleigh Dickinson with a stiff neck.
- Made his first career start at Butler in place of the injured Peyton Siva, producing nine points and two steals.
- Has at least one steal in all but seven games this season, including 21 with at least two. He has 98 steals in 892 career minutes, equating to an average of 4.39 per 40 minutes on the floor. He has a steal in 42 of 55 career games.
- Averaged 18 points in a pair of exhibition victories during the Cards' summer trip to the Bahamas, including 18 in the first half of one game on his way to a 22-point performance.
- Quick player capable of impressive scoring outbursts.
- A group of injuries limited his playing time as a freshman (broken foot, concussion, strained foot, sore knee), playing in 17 games.
- Scored a season-high nine points and added two assists and two steals at Western Ky. as a freshman (12/22/10).
- Wore number 24 as a freshman.
- Played a year of prep school basketball at South Kent (Conn.) School, averaging 19.7 points and 3.9 assists in helping South Kent to a 20-12 record.
- Averaged 29.6 points, 7.3 rebounds and 3.2 assists for Coach Jack Curran as a senior in 2008-09 at Archbishop Molloy High School in Queens, N.Y. as the Stanners posted a 15-9 record. He led the New York City Catholic league (CHSAA) in scoring two years, averaging 24.5 points per game as a junior.
- Born April 19, 1991 ... Major is undecided.

#### 2 Russ Smith Season Highs

- Points ..... 30 vs. Kentucky (12/31)
- Reb. .... 5 (3 times) *latest*: vs. Florida (3/24)
- Asst. .... 7 vs. St. John's (1/3)
- Blocks .... 1 vs. Butler (11/19)
- Steals .... 7 vs. Memphis (12/17)
- FGM ..... 10 vs. Kentucky (12/31), DePaul (1/14)
- FGA ..... 22 vs. DePaul (1/14)
- 3FGM ..... 3 (6 times) *latest*: vs. New Mexico (3/17)
- 3FGA ..... 8 vs. Kentucky (12/31)
- FT ..... 10 vs. Memphis (12/17)
- FTA ..... 12 vs. Memphis (12/17)

#### 2 Russ Smith Career Highs

- Points ..... 30 vs. Kentucky (12/31/11)
- Reb. .... 5 (3 times) *latest*: vs. Florida (3/24/12)
- Asst. .... 7 vs. St. John's (1/3/12)
- Blocks .... 1 vs. Georgetown (1/31/11), Butler (11/19/11)
- Steals .... 7 vs. Memphis (12/17/11)
- FGM ..... 10 vs. Kentucky (12/31/11), DePaul (1/14/12)
- FGA ..... 22 vs. DePaul (1/14/12)
- 3FGM ..... 3 (6 times) *latest*: vs. New Mexico (3/17/12)
- 3FGA ..... 8 vs. Kentucky (12/31/11)
- FT ..... 10 vs. Memphis (12/17/11)
- FTA ..... 12 vs. Memphis (12/17/11)

# 3 Peyton Siva



## G 6-0 180 Jr. - 2L Seattle, Wash. (Franklin HS)

■ Starting point guard who is fourth in the BIG EAST in assists (5.6 per game), seventh in steals (1.7), and 13th in assists-to-turnovers ratio (1.63). He is 27th nationally in assists.

■ Has handed out five or more assists in 30 of his last 40 games.  
 ■ His 446 assists rank eighth among UofL career assist leaders and his 208 assists on the season are second-highest for a UofL single season.  
 ■ UofL is 22-3 when Siva has five or more assists in a game, 12-1 when he has more than one steal, and 15-2 when he scores in double figures.

■ Had 17 points and six assists vs. Davidson in the NCAA Second Round.  
 ■ Named to the West Region All-Tournament team after nine assists against Michigan State; and nine points, eight assists and just one turnover against Florida in the regional championship game.  
 ■ Named to the 2011-12 Capital One District 2 Academic All-District 2 men's basketball first team.  
 ■ Named the Most Outstanding Player of the 2012 BIG EAST Championship, averaging 13.8 points, 6.3 rebounds, 5.8 assists and 2.8 steals in his four games.

■ Nearly had a triple-double against Notre Dame in the BIG EAST semifinals with 13 points, a season-high matching nine assists and a career-high matching eight rebounds.  
 ■ Totaled season highs with 18 points and eight rebounds against Marquette in the BIG EAST quarterfinals, adding six assists, and four steals. He recorded his sixth career game with at least five steals when he had six vs. Seton Hall, one short of a BIG EAST Championship record.  
 ■ Had 14 points, five rebounds and four assists at Cincinnati.  
 ■ Scored 16 points vs. Villanova and added five assists, three steals with just one turnover.  
 ■ Has 13 career games with 4 or more steals, 21 with three or more, and 41 with at least two.  
 ■ Had 13 points and handed out nine assists against Memphis.

### 3 Peyton Siva Game-by-Game

Opponent	Date	GS	Min	FG	FGA	3-Point			Rebounds			PF	FO	A	TO	Blk	Stl	Pts	Avg					
						Pct	FG	FGA	Pct	FT	FTA									Pct	Off	Def	Tot	Avg
UT MARTIN	11/11/11	*	25	2	7	.286	1	4	.250	5	6	.833	0	2	2	2.0	1	0	9	4	1	2	10	10.0
LAMAR	11/13/11	*	27	3	10	.300	1	4	.250	4	4	1.000	0	2	2	2.0	4	0	3	3	0	0	11	10.5
OHIO	11/25/11	*	33	0	7	.000	0	3	.000	4	4	1.000	0	1	1	1.7	3	0	6	4	0	0	4	8.3
LONG BEACH ST	11/28/11	*	22	3	7	.429	1	3	.333	4	4	1.000	0	3	3	2.0	4	0	5	6	0	5	11	9.0
VANDERBILT	12/2/11	*	40	6	11	.545	0	4	.000	2	4	.500	2	5	7	3.0	3	0	5	4	0	1	14	10.0
IUPUI	12/7/11	*	32	0	4	.000	0	0	.000	6	7	.857	0	2	2	2.8	4	0	8	1	0	3	6	9.3
FAIR. DICKINSON	12/10/11	*	37	6	11	.545	3	6	.500	1	3	.333	0	3	3	2.9	1	0	9	2	0	2	16	10.3
MEMPHIS	12/17/11	*	22	4	8	.500	1	3	.333	4	4	1.000	1	2	3	2.9	4	0	9	3	0	0	13	10.6
C of CHARLESTON	12/20/11	*	34	0	5	.000	0	3	.000	1	2	.500	0	2	2	2.8	1	0	6	4	0	4	1	9.6
WESTERN KY	12/23/11	*	35	2	7	.286	0	2	.000	0	0	.000	2	1	3	2.8	5	1	4	6	0	1	4	9.0
GEORGETOWN	12/28/11	*	36	5	10	.500	0	1	.000	5	6	.833	0	3	3	2.8	2	0	6	2	1	5	15	9.5
at KENTUCKY	12/31/11	*	29	2	13	.154	0	4	.000	4	6	.667	0	2	2	2.8	4	0	4	3	1	1	8	9.4
at ST. JOHNS	1/3/12	*	18	2	3	.667	1	1	1.000	2	2	1.000	0	3	3	2.8	5	1	4	3	0	1	7	9.2
NOTRE DAME	1/7/12	*	45	4	7	.571	0	0	.000	0	2	.000	0	2	2	2.7	3	0	5	5	0	1	8	9.1
at Providence	1/10/12	*	19	1	5	.200	0	2	.000	0	0	.000	0	2	2	2.7	5	1	1	1	0	1	2	8.7
DEPAUL	1/14/12	*	40	2	6	.333	0	2	.000	0	0	.000	0	1	1	2.6	2	0	7	6	0	6	4	8.4
at Marquette	1/16/12	*	37	1	4	.250	0	3	.000	0	0	.000	1	2	3	2.6	2	0	8	3	0	1	2	8.0
at PITT	1/21/12	*	24	3	4	.750	0	0	.000	1	2	.500	0	1	1	2.5	4	0	7	4	0	2	7	7.9
VILLANOVA	1/25/12	*	38	4	9	.444	0	1	.000	8	12	.667	1	3	4	2.6	3	0	5	1	0	3	16	8.4
at Seton Hall	1/28/12	*	32	4	7	.571	0	0	.000	1	2	.500	0	3	3	2.6	4	0	4	7	0	0	9	8.4
RUTGERS	2/4/12	*	25	3	5	.600	0	1	.000	4	6	.667	0	3	3	2.6	2	0	2	1	0	1	10	8.5
CONNECTICUT	2/6/12	*	32	3	10	.300	1	1	1.000	0	0	.000	0	1	1	2.5	1	0	9	2	0	1	7	8.4
at WEST VIRGINIA	2/11/12	*	32	4	9	.444	0	1	.000	2	2	1.000	0	2	2	2.5	4	0	5	3	0	0	10	8.5
SYRACUSE	2/13/12	*	27	3	5	.600	1	2	.500	1	4	.250	0	2	2	2.5	3	0	4	5	0	1	8	8.5
at DePaul	2/18/12	*	34	2	6	.333	1	2	.500	4	4	1.000	1	5	6	2.6	4	0	6	2	0	1	9	8.5
at Cincinnati	2/23/12	*	34	7	13	.538	0	0	.000	0	0	.000	0	5	5	2.7	3	0	4	4	0	1	14	8.7
PITTSBURGH	2/26/12	*	38	2	7	.286	0	0	.000	7	10	.700	2	3	5	2.8	1	0	5	4	0	2	11	8.8
SOUTH FLORIDA	2/29/12	*	31	2	7	.286	0	1	.000	0	0	.000	1	3	4	2.9	1	0	3	3	0	1	4	8.6
at Syracuse	3/2/12	*	38	1	2	.500	0	1	.000	2	2	1.000	2	3	5	2.9	4	0	4	6	0	2	4	8.4
vs Seton Hall	3/7/12	*	36	6	11	.545	2	2	1.000	0	2	.000	0	5	5	3.0	1	0	3	3	0	6	14	8.6
vs MARQUETTE	3/8/12	*	34	6	16	.375	1	2	.500	5	7	.714	4	4	8	3.2	3	0	6	5	1	4	18	8.9
vs NOTRE DAME	3/9/12	*	33	6	10	.600	1	2	.500	0	0	.000	1	7	8	3.3	3	0	9	2	1	1	13	9.1
vs CINCINNATI	3/10/12	*	36	4	10	.400	0	2	.000	2	2	1.000	0	4	4	3.3	3	0	5	4	0	0	10	9.1
vs DAVIDSON	3/15/12	*	25	7	12	.583	0	0	.000	3	4	.750	0	2	2	3.3	5	1	6	4	0	2	17	9.3
vs NEW MEXICO	3/17/12	*	31	2	6	.333	0	0	.000	2	2	1.000	0	1	1	3.2	3	0	5	2	0	1	6	9.2
vs MICHIGAN ST.	3/22/12	*	35	2	9	.222	0	3	.000	0	0	.000	0	3	3	3.2	2	0	9	5	0	0	4	9.1
vs FLORIDA	3/24/12	*	26	3	7	.429	1	1	1.000	2	2	1.000	1	1	2	3.2	5	1	8	1	0	1	9	9.1

### 3 Peyton Siva Career Statistics

Year	GP	GS	Min	Avg	FG	FGA	Pct	3FG	3FGA	Pct	FT	FTA	Pct	OReb	DReb	Reb	Avg	PF	FO	Ast	TO	Blk	Stl	Pts	Avg
2009-10	31	0	349	11.3	38	88	.432	19	47	.404	25	41	.610	5	21	26	0.8	66	1	56	46	2	31	120	3.9
2010-11	35	35	975	27.9	114	256	.445	25	92	.272	94	138	.681	12	97	109	3.1	96	4	182	101	6	69	347	9.9
2011-12	37	37	1172	31.7	117	290	.403	16	67	.239	86	117	.735	19	99	118	3.2	112	5	208	128	5	64	336	9.1
TOTAL	103	72	2496	24.2	269	634	.424	60	206	.291	205	296	.693	36	217	253	2.5	274	10	446	275	13	164	803	7.8

■ Scored 16 points and had nine assists vs. Fairleigh Dickinson.  
 ■ His driving layup with 1.4 seconds in overtime lifted Louisville to a 62-60 victory over Vanderbilt and is a finalist for the 2012 GEICO Play of the Year. Siva matched a career-high with seven rebounds vs. the Commodores, adding 14 points and five assists.  
 ■ Sprained his left ankle in practice Nov. 14 and missed games against Butler and Arkansas State.  
 ■ Handed out nine assists vs. UT Martin, one below his career high and matching the third highest in his career. He added 10 points in the game.  
 ■ Honored on the preseason All-BIG EAST second team, John Wooden Award preseason Top 50 list and Naismith Award watch list.  
 ■ As a sophomore, he handed out at least six assists in 17 games (five of the last six). His 5.2 assists average was the fifth highest ever at U of L and his 182 assists were the fourth most in a U of L single season.  
 ■ As a sophomore, was among the BIG EAST leaders in steals (2.0, second; 37th in the nation) and assists (5.2, fourth; 43rd in the nation). He had a steal in 29 of 34 games as a sophomore and gathered multiple steals in 14 of the last 23 games. He was an honorable mention All-BIG EAST selection.

■ His 69 steals last season ranked eighth in a single-season all-time at Louisville.  
 ■ BIG EAST All-Tournament team selection when he averaged 12.0 points, 7.7 assists and 5.3 rebounds in helping the Cards reach the championship game.  
 ■ A McDonald's High School All-America selection, he averaged 18.1 points, 5.3 assists, 3.4 rebounds, and 2.3 steals as a senior as Washington's Mr. Basketball.  
 ■ Born Oct. 24, 1990 ... Major is sociology.

### 3 Peyton Siva Season Highs

Points ..... 18 vs. Marquette (3/8)  
 Reb. .... 8 vs. Marquette (3/8), Notre Dame (3/9)  
 Asst. .... 9 (6 times) *latest*: vs. Michigan St. (3/22)  
 Blocks .... 1 (4 times) *latest*: vs. Notre Dame (3/9)  
 Steals .... 6 vs. DePaul (1/14), Seton Hall (3/7)  
 FGM ..... 7 vs. Cincinnati (2/23), Davidson (3/15)  
 FGA ..... 16 vs. Marquette (3/8)  
 3FGM ..... 3 vs. Fairleigh Dickinson (12/10)  
 3FGA ..... 6 vs. Fairleigh Dickinson (12/10)  
 FT ..... 8 vs. Villanova (1/25)  
 FTA ..... 12 vs. Villanova (1/25)

### 3 Peyton Siva Career Highs

Points .... 29 vs. Western Ky. (12/22/10)  
 Reb. .... 8 vs. Marquette (3/8/12), N. Dame (3/9/12)  
 Asst. .... 10 vs. St. John's (1/19/11), DePaul (2/5/11)  
 Blocks .... 2 vs. Connecticut (1/29/11)  
 Steals .... 7 vs. St. John's (1/19/11)  
 FGM ..... 8 vs. Western Ky. (12/22/10)  
 FGA ..... 16 vs. Marquette (3/8/12)  
 3FGM ..... 4 vs. W. Virginia (1/30/10), W. Ky. (12/22/10)  
 3FGA ..... 7 vs. Western Ky. (12/22/10)  
 FT ..... 9 vs. Western Ky. (12/22/10)  
 FTA ..... 12 vs. Villanova (1/25/12)

## 4 Rakeem Buckles



**F 6-7 215 Jr. - 2L Miami, Fla. (Monsignor Pace HS)**

- Suffered a torn anterior cruciate ligament (ACL) in his left knee during the Cardinals' game at Marquette on Jan. 16 and will miss the remainder of season and likely all of next season with his second career knee injury. He had surgery on Feb. 1 to repair the injury.
- Had played an average of 13 minutes in the 11 games since his return, averaging 4.0 points and 3.8 rebounds as a valuable reserve.
- Had spent months recovering from a torn ACL in his right knee suffered on Feb. 27, 2011 in a game against Pittsburgh. He had surgery to repair the knee on March 16, participated in his first individual instruction session on Nov. 9, and began practicing with the Cardinals on Nov. 24.
- In just his second game of the season and first start, he produced 12 points and six rebounds in 13 minutes against Memphis, with all but one rebound coming in the second half of the game.
- Saw his first game action in 283 days when he played 11 minutes against IUPUI, producing three point, four rebounds and a steal.
- Tough sophomore season with three separate injuries keeping him off the court (concussion, broken finger, torn ACL).
- Cards' top rebounder as a sophomore (6.1) who ranked ninth in the BIG EAST before his injury (7.5 at the time). He had seven or more rebounds in seven of his 16 games last season.
- Scored in double figures in five games as a sophomore and had three double-digit rebounding efforts.
- Totalled 12 points, a career-high 14 rebounds, two assists and two steals against South Alabama, his second double-double of the season and third of his career.
- Finished his freshman year scoring a career-high 20 points against California in the first round of the NCAA Tournament. He added nine rebounds while hitting 10-of-11 field goals.
- Produced his first career double-double with 10 points and 11 rebounds at UNLV as a freshman.
- Class 4A Player of the Year in Florida when he averaged 22.8 points, 13.1 rebounds and 3.5 blocked shots as a senior in helping Monsignor Pace post a 24-8 record and the Class 4A regional finals. Monsignor Pace won the state championship in his sophomore and junior seasons.
- Born Nov. 15, 1990 ... Major is undecided.

### 4 Rakeem Buckles Season Highs

- Points ..... 12 vs. Memphis (12/17)
- Reb. .... 9 vs. Notre Dame (1/7)
- Asst. .... 1 (3 times) *latest*: vs. DePaul (1/14)
- Blocks .... 1 vs. Memphis (12/17)  
vs. Providence (1/10)
- Steals .... 2 vs. Notre Dame (1/7)  
vs. DePaul (1/14)
- FGM ..... 4 vs. Memphis (12/17)
- FGA ..... 8 vs. Notre Dame (1/7)
- 3FGM ..... 1 vs. Memphis (12/17)  
vs. DePaul (1/14)
- 3FGA ..... 1 (5 times) *latest*: vs. DePaul (1/14)
- FT ..... 3 vs. Memphis (12/17)  
vs. Notre Dame (1/7)
- FTA ..... 6 vs. Notre Dame (1/7)

### 4 Rakeem Buckles Career Highs

- Points ..... 20 vs. California (3/19/10)
- Reb. .... 14 vs. South Alabama (12/4/10)
- Asst. .... 4 vs. San Francisco (12/8/10)  
vs. Western Ky. (12/22/10)
- Blocks .... 1 (11 times) *latest*: vs. Providence (1/10/12)
- Steals .... 3 vs. Butler (11/16/10)
- FGM ..... 10 vs. California (3/19/10)
- FGA ..... 12 vs. Butler (11/16/10)
- 3FGM ..... 3 vs. Western Ky. (12/22/10)
- 3FGA ..... 4 vs. Butler (11/16/10)
- FT ..... 4 (3 times) *latest*: vs. South Ala. (12/4/10)
- FTA ..... 7 vs. Butler (11/16/10)

#### 4 Rakeem Buckles Game-by-Game

Opponent	Date	GS	Min	FG	FGA	Pct	3-Point			Rebounds			PF	FO	A	TO	Blk	Stl	Pts	Avg		
							FG	FGA	Pct	FT	FTA	Pct									Off	Def
IUPUI	12/7/11	11	3	.333	0	0	.000	1	11.000	2	2	4	4.0	0	0	0	0	1	3	3.0		
MEMPHIS	12/17/11 *	13	4	41.000	1	11.000	3	5	.600	1	5	6	5.0	4	0	0	0	1	12	7.5		
C of CHARLESTON	12/20/11	12	1	.250	0	1	.000	0	0	.000	2	3	5	5.0	1	0	0	3	0	2	5.7	
WESTERN KY	12/23/11	16	2	.500	0	1	.000	2	21.000	0	1	1	4.0	0	0	0	1	0	6	5.8		
GEORGETOWN	12/28/11	15	1	.333	0	0	.000	0	1.000	2	1	3	3.8	2	0	0	1	0	0	2	5.0	
at KENTUCKY	12/31/11	15	1	.250	0	0	.000	0	0	.000	2	1	3	3.7	4	0	0	2	0	2	4.5	
at ST. JOHNS	1/3/12	5	1	11.000	0	0	.000	1	2	.500	1	0	1	3.3	0	0	0	1	0	0	3	4.3
NOTRE DAME	1/7/12	25	2	.250	0	1	.000	3	6	.500	6	3	9	4.0	4	0	1	3	0	2	7	4.6
at Providence	1/10/12	22	1	.250	0	0	.000	0	1	.000	2	2	4	4.0	4	0	1	2	1	1	2	4.3
DEPAUL	1/14/12	14	2	21.000	1	11.000	0	0	.000	0	5	5	4.1	0	0	1	2	0	2	5	4.4	
at Marquette	1/16/12	1	0	.000	0	0	.000	0	0	.000	0	1	1	3.8	1	0	0	0	0	0	4.0	

#### 4 Rakeem Buckles Career Statistics

Year	GP	GS	Min	Avg	FG	FGA	Pct	3FG	3FGA	Pct	FT	FTA	Pct	OReb	DReb	Reb	Avg	PF	FO	Ast	TO	Blk	Stl	Pts	Avg
2009-10	32	2	363	11.3	45	86	.523	1	6	.167	30	41	.732	51	59	110	3.4	68	1	15	24	5	14	121	3.8
2010-11	16	10	301	18.8	39	81	.481	11	26	.423	19	31	.613	36	62	98	6.1	38	0	24	36	4	13	108	6.8
2011-12	11	1	149	13.5	16	37	.432	2	5	.400	10	18	.556	18	24	42	3.8	20	0	3	15	2	7	44	4.0
TOTAL	59	13	813	13.8	100	204	.490	14	37	.378	59	90	.656	105	145	250	4.2	126	1	42	75	11	34	273	4.6

# 5 Chris Smith



**G 6-2 195 Sr. - 1L Millstone, N.J. (Manhattan College)**

- Steady player who is second on the team in assists (1.9) with 75 assists and just 43 turnovers on the season. He has 17 double figure scoring games this season and his 1.74 assists-to-turnovers ratio is the best on the team.
- Led the Cards with 15 points against Cincinnati in the title game of the BIG EAST Championship.
- Has averaged 10.1 points and made 44-of-109 three-pointers (.404) in the last 23 games after shooting a collective 28.8 percent from the field in his previous eight games (15-of-52).
- Ranks fourth in the BIG EAST in three-point field goal percentage (.398).
- He has only 12 games this season with multiple turnovers.
- Matched a career-high with 20 points with seven rebounds and three assists at DePaul (2/18), scoring seven points in overtime. He managed just a pair of free throws in his following game at Cincinnati.
- Grabbed a career-high 13 rebounds, handed out six assists without a turnover, grabbed three steals and scored eight points against Rutgers.
- Scored a career-high matching 20 points in 26 minutes against DePaul in the KFC Yum! Center (6-9 FG, 4-5 3FG, 4-4 FT).
- Scored 16 points -- his most in 10 games -- at Providence with four assists and no turnovers, making 6-of-11 shots.
- Combining his 596 points while at Manhattan and his 706 scored at Louisville, he has

1,302 career collegiate points at two schools. He passed the 1,000 point mark with 19 against IUPUI.

- Tri-captain for the Cards this season with Kyle Kuric and Peyton Siva.
- Totaled 18 points against Long Beach State, one below his career best. He buried a career-best four three-pointers and added three assists, three steals and no turnovers.
- Scored 15 points at Butler, 13 in the second half. He and fellow senior Kyle Kuric combined to score 25 of the last 29 points in the game.
- Double-figure scorer in 16 games as a junior. He started 20 of the last 26 games. He and Peyton Siva were the only Cardinals to play in all 35 games during the 2010-11 season.
- Ranked ninth in the BIG EAST in three-point percentage last season (.404). He was third on the team in assists (2.5 per game).
- Totaled a season-high 19 points, seven rebounds, three assists and two steals at Providence.
- Joined the Cardinals as a walk-on transfer who played two years at Manhattan College, starting 41 of his 50 games there.
- Averaged 13.4 points, 5.7 rebounds and 2.7 blocked shots as a sophomore when he led the Jaspers in rebounding and was second in scoring. He scored 35 points against Princeton (12-14-08).
- His brother J.R. plays for the New York Knicks. His father Earl played for Monmouth.
- Born Oct. 13, 1987 ... Major is justice administration.

### 5 Chris Smith Game-by-Game

Opponent	Date	GS	Min	FG	FGA	3-Point			Rebounds			PF	FO	A	TO	Blk	Stl	Pts	Avg						
						Pct	FG	FGA	Pct	FT	FTA									Pct	Off	Def	Tot	Avg	
UT MARTIN	11/11/11	*	22	3	6	.500	1	3	.333	0	0	.000	1	4	5	0	0	4	1	0	1	7	7.0		
LAMAR	11/13/11	*	26	2	6	.333	1	2	.500	5	6	.833	1	4	5	0	2	2	0	0	0	10	8.5		
at BUTLER	11/19/11	*	37	4	8	.500	1	3	.333	6	8	.750	1	3	4	4	0	2	1	0	2	15	10.7		
ARKANSAS STATE	11/22/11	*	29	1	2	.500	1	2	.500	2	2	1.000	0	3	3	4	3	1	0	7	0	0	5	9.3	
OHIO	11/25/11	*	27	3	4	.750	0	1	.000	2	2	1.000	0	2	2	3	8	1	0	1	0	1	8	9.0	
LONG BEACH ST	11/28/11	*	33	5	10	.500	4	6	.667	4	4	1.000	0	2	2	3	5	1	0	3	0	0	3	18	10.5
VANDERBILT	12/2/11	*	31	2	8	.250	1	3	.333	0	0	.000	1	0	1	3	1	1	0	1	1	0	1	5	9.7
IUPUI	12/7/11	*	31	8	13	.615	1	4	.250	2	3	.667	0	5	5	3	4	1	0	4	0	0	2	19	10.9
FAIR. DICKINSON	12/10/11	*	22	2	7	.286	2	7	.286	2	2	1.000	1	1	2	3	2	0	3	3	0	0	8	10.6	
MEMPHIS	12/17/11	*	27	2	7	.286	2	7	.286	5	6	.833	2	3	5	3	4	1	0	2	2	0	2	11	10.6
C of CHARLESTON	12/20/11	*	25	4	9	.444	3	5	.600	0	2	.000	0	2	2	3	3	1	0	4	1	0	1	11	10.6
WESTERN KY	12/23/11	*	29	1	5	.200	1	2	.500	5	8	.625	2	3	5	3	4	2	0	2	0	0	1	8	10.4
GEORGETOWN	12/28/11	*	23	1	5	.200	1	3	.333	1	3	.333	1	0	1	3	2	0	3	0	0	0	4	9.9	
at KENTUCKY	12/31/11	*	21	2	10	.200	1	3	.333	2	2	1.000	2	1	3	3	2	0	0	0	0	3	7	9.7	
at ST. JOHNS	1/3/12	*	23	2	6	.333	2	5	.400	0	1	.000	1	3	4	3	1	0	3	1	0	0	6	9.5	
NOTRE DAME	1/7/12	*	24	1	3	.333	0	1	.000	0	0	.000	1	2	3	3	2	0	0	2	0	0	2	9.0	
at Providence	1/10/12	*	27	6	11	.545	1	4	.250	3	4	.750	0	0	0	3	1	3	0	4	0	0	1	16	9.4
DEPAUL	1/14/12	*	26	6	9	.667	4	5	.800	4	4	1.000	1	2	3	3	1	3	0	1	0	0	0	20	10.0
at Marquette	1/16/12	*	39	7	14	.500	4	7	.571	1	2	.500	4	4	8	3	2	0	1	3	0	2	19	10.5	
at PITT	1/21/12	*	32	1	4	.250	0	2	.000	0	0	.000	0	3	3	3	0	0	1	2	0	0	2	10.1	
VILLANOVA	1/25/12	34	5	15	.333	4	9	.444	0	0	.000	2	5	7	3	5	0	0	3	1	0	1	14	10.2	
at Seton Hall	1/28/12	*	29	3	6	.500	2	4	.500	3	5	.600	1	0	1	3	4	1	0	2	2	0	0	11	10.3
RUTGERS	2/4/12	*	27	1	5	.200	0	3	.000	6	7	.857	3	10	13	3	8	1	0	6	0	0	3	8	10.2
CONNECTICUT	2/6/12	*	26	5	7	.714	4	6	.667	2	3	.667	0	6	6	3	9	1	0	2	1	0	0	16	10.4
at WEST VIRGINIA	2/11/12	*	27	4	10	.400	3	5	.600	2	2	1.000	0	1	1	3	8	3	0	1	1	0	1	13	10.5
SYRACUSE	2/13/12	*	34	3	11	.273	3	7	.429	1	2	.500	2	4	6	3	8	4	0	0	0	0	0	10	10.5
at DePaul	2/18/12	*	36	7	15	.467	2	9	.222	4	6	.667	5	2	7	4	0	1	0	3	4	0	0	20	10.9
at Cincinnati	2/23/12	*	28	0	4	.000	0	1	.000	2	2	1.000	3	1	4	4	0	2	0	1	2	0	1	2	10.5
PITTSBURGH	2/26/12	*	22	0	4	.000	0	3	.000	0	0	.000	0	2	2	3	9	0	0	0	1	0	0	0	10.2
SOUTH FLORIDA	2/29/12	*	28	4	7	.571	3	5	.600	3	3	1.000	1	2	3	3	9	4	0	2	1	0	1	14	10.3
at Syracuse	3/2/12	*	28	1	8	.125	0	5	.000	1	1	1.000	1	2	3	3	8	1	0	0	1	0	1	3	10.1
vs Seton Hall	3/7/12	*	22	2	7	.286	2	5	.400	1	2	.500	0	2	2	3	8	1	0	1	0	0	0	7	10.0
vs MARQUETTE	3/8/12	*	22	2	5	.400	2	4	.500	0	0	.000	0	1	1	3	7	1	0	2	2	0	2	6	9.8
vs NOTRE DAME	3/9/12	*	27	4	10	.400	1	5	.200	0	0	.000	1	2	3	3	7	0	0	1	1	0	0	9	9.8
vs CINCINNATI	3/10/12	*	25	6	10	.600	3	6	.500	0	0	.000	1	2	3	3	7	2	0	2	3	0	1	15	10.0
vs DAVIDSON	3/15/12	*	26	0	3	.000	0	1	.000	4	6	.667	0	6	6	3	7	4	0	0	2	0	1	4	9.8
vs NEW MEXICO	3/17/12	*	25	3	6	.500	2	5	.400	0	0	.000	0	2	2	3	7	2	0	0	1	0	0	8	9.8
vs MICHIGAN ST.	3/22/12	*	28	3	7	.429	3	6	.500	0	0	.000	1	4	5	3	7	0	0	1	1	0	1	9	9.7
vs FLORIDA	3/24/12	*	28	3	4	.750	1	2	.500	1	2	.500	0	1	1	3	6	1	0	0	0	0	1	8	9.7

### 5 Chris Smith Career Statistics

Year	GP	GS	Min	Avg	FG	FGA	Pct	3FG	3FGA	Pct	FT	FTA	Pct	OReb	DReb	Reb	Avg	PF	FO	Ast	TO	Blk	Stl	Pts	Avg
2010-11	35	20	909	26.0	116	253	.458	38	94	.404	58	85	.682	54	107	161	4.6	50	0	88	58	3	32	328	9.4
2011-12	39	37	1076	27.6	119	291	.409	66	166	.398	74	100	.740	40	102	142	3.6	56	0	75	43	0	34	378	9.7
TOTAL	74	57	1985	26.8	235	544	.432	104	260	.400	132	185	.714	94	209	303	4.1	106	0	163	101	3	66	706	9.5

# 10 Gorgui Dieng



## C 6-11 235 So. - 1L Kebemer, Senegal (Huntington Prep)

- Pronounced GOR-gee Jeng
- Leads the BIG EAST and is eighth nationally in blocked shots (3.1 per game) and is fourth in the league in rebounding (9.0; 47th in the nation) and is seventh in field goal percentage (.534). He has swatted six shots three times (vs. Memphis, Kentucky, Seton Hall) and seven three (vs. St. John's, Rutgers, vs. Michigan State).
- Named to the NCAA West Region All-Tournament team, bolstered by swatting a career-best matching seven shots against Michigan State in the regional semifinals.
- Had his 11th double-double of the season with 11 points, 13 rebounds and four steals at Cincinnati. His 11 double-doubles are third in the BIG EAST.
- His 124 blocked shots are a new UofL single season record and his 180 career blocks are fourth at Louisville.
- Has blocked a shot in 60 of his 68 career games (38 of last 40), with multiple swats in 45 games (32 of 39 this year). He has blocked at least four shots in 20 career games, including 15 this season. He has had back-to-back games with at least five blocked shots on four occasions in his career, the most in UofL history. Last season, he was third in the BIG EAST and ranked 53rd nationally in blocks (1.9).
- Named to the BIG EAST All-Tournament team after averaging 8.8 points, 9.0 rebounds and 3.3 blocked shots while shooting 68.2 percent from the field in the four games.
- Matched a career-high with seven blocked shots vs. Rutgers, adding 8 points and 4 rebounds.
- Had 11 points, 14 rebounds and five blocked shots vs. Seton Hall.
- Totaled 13 points, 14 rebounds and four blocked shots against DePaul (1/14). It was a game time decision if Dieng was going to play at all after a stiff neck had forced him out of practice the previous

### 10 Gorgui Dieng Game-by-Game

Opponent	Date	GS	Min	FGFGA			3-Point			Rebounds							PF	FO	A	TO	Blk	Stl	Pts	Avg	
				Pct	FG	FGA	Pct	FT	FTA	Pct	Off	Def	Tot	Avg	PF	FO									A
UT MARTIN	11/11/11	*	23	2	3	.667	0	0	.000	2	4	.500	2	3	5	0	4	0	2	3	5	1	6	6.0	
LAMAR	11/13/11	*	24	2	6	.333	0	0	.000	3	4	.750	4	5	9	7	0	4	0	1	1	4	0	7	6.5
at BUTLER	11/19/11	*	34	3	3	1.000	0	0	.000	2	3	.667	2	2	4	6	0	2	2	2	0	0	8	7.0	
ARKANSAS STATE	11/22/11	*	25	3	5	.600	0	0	.000	4	4	1.000	2	5	7	6	3	4	0	1	2	4	2	10	7.8
OHIO	11/25/11	*	32	5	10	.500	0	0	.000	0	2	.000	10	6	16	8	2	3	0	2	1	2	0	10	8.2
LONG BEACH ST	11/28/11	*	25	3	7	.429	0	0	.000	3	5	.600	4	4	8	2	5	1	0	1	1	0	9	8.3	
VANDERBILT	12/2/11	*	38	3	5	.600	0	0	.000	1	2	.500	3	5	8	8	1	1	0	3	2	2	1	7	8.1
IUPUI	12/7/11	*	30	8	8	1.000	0	0	.000	2	4	.500	6	6	12	8	6	0	0	2	3	1	1	18	9.4
FAIR. DICKINSON	12/10/11	*	22	5	7	.714	0	0	.000	4	4	1.000	6	6	12	9	0	4	0	0	0	1	14	9.9	
MEMPHIS	12/17/11	*	40	6	13	.462	0	0	.000	2	5	.400	7	7	14	9	5	3	0	1	1	6	2	14	10.3
C of CHARLESTON	12/20/11	*	38	5	10	.500	0	0	.000	4	4	1.000	7	5	12	9	7	4	0	1	3	5	0	14	10.6
WESTERN KY	12/23/11	*	39	5	9	.556	0	0	.000	3	4	.750	8	7	15	10	2	3	0	0	4	3	0	13	10.8
GEORGETOWN	12/28/11	*	26	3	8	.375	0	0	.000	1	3	.333	3	5	8	10	0	5	1	3	1	2	2	7	10.5
at KENTUCKY	12/31/11	*	33	2	5	.400	0	0	.000	1	2	.500	0	5	5	9	6	4	0	0	3	6	1	5	10.1
at ST. JOHNS	1/3/12	*	35	5	8	.625	0	0	.000	2	2	1.000	2	7	9	9	6	3	0	2	3	7	2	12	10.3
NOTRE DAME	1/7/12	*	27	5	10	.500	0	0	.000	1	3	.333	2	5	7	9	4	5	1	0	2	2	1	11	10.3
at Providence	1/10/12	*	18	2	5	.400	0	0	.000	0	1	.000	1	1	2	9	0	3	0	0	2	3	0	4	9.9
DEPAUL	1/14/12	*	38	5	9	.556	0	0	.000	3	3	1.000	4	10	14	9	3	2	0	0	2	4	1	13	10.1
at Marquette	1/16/12	*	32	4	5	.800	0	0	.000	1	2	.500	2	4	6	9	1	5	1	3	1	3	1	9	10.1
at PITT	1/21/12	*	38	5	5	1.000	0	0	.000	3	4	.750	5	9	14	9	4	3	0	2	3	5	1	13	10.2
VILLANOVA	1/25/12	*	37	4	5	.800	0	0	.000	4	4	1.000	5	8	13	9	5	4	0	3	1	2	1	12	10.3
at Seton Hall	1/28/12	*	38	3	5	.600	0	0	.000	5	6	.833	1	13	14	9	7	3	0	1	4	5	2	11	10.3
RUTGERS	2/4/12	*	31	3	5	.600	0	0	.000	2	2	1.000	1	3	4	9	5	3	0	1	1	7	0	8	10.2
CONNECTICUT	2/6/12	*	31	7	12	.583	0	0	.000	1	2	.500	3	3	6	9	3	2	0	0	2	0	6	15	10.4
at WEST VIRGINIA	2/11/12	*	26	1	4	.250	0	0	.000	0	0	.000	4	2	6	9	2	4	0	1	1	0	1	2	10.1
SYRACUSE	2/13/12	*	40	2	9	.222	0	0	.000	5	6	.833	3	7	10	9	2	2	0	3	5	4	0	9	10.0
at DePaul	2/18/12	*	38	4	6	.667	0	0	.000	0	1	.000	4	4	8	9	2	5	1	1	2	5	0	8	10.0
at Cincinnati	2/23/12	*	33	5	8	.625	0	0	.000	1	2	.500	4	9	13	9	3	4	0	0	4	1	4	11	10.0
PITTSBURGH	2/26/12	*	37	2	6	.333	0	0	.000	1	3	.333	1	4	5	9	2	4	0	0	2	3	3	5	9.8
SOUTH FLORIDA	2/29/12	*	32	1	4	.250	0	0	.000	1	2	.500	2	3	5	9	0	3	0	1	2	2	1	3	9.6
at Syracuse	3/2/12	*	40	3	13	.231	0	0	.000	0	0	.000	5	7	12	9	1	4	0	0	1	2	1	6	9.5
vs Seton Hall	3/7/12	*	38	2	3	.667	0	0	.000	2	3	.667	1	9	10	9	2	4	0	1	1	6	1	6	9.4
vs MARQUETTE	3/8/12	*	22	3	6	.500	0	0	.000	2	2	1.000	7	3	10	9	2	3	0	1	3	3	2	8	9.3
vs NOTRE DAME	3/9/12	*	37	8	8	1.000	0	0	.000	0	0	.000	1	5	6	9	1	3	0	0	3	1	1	16	9.5
vs CINCINNATI	3/10/12	*	40	2	5	.400	0	0	.000	1	2	.500	4	6	10	9	1	4	0	0	3	3	0	5	9.4
vs DAVIDSON	3/15/12	*	19	2	3	.667	0	0	.000	5	7	.714	1	6	7	9	1	4	0	0	0	2	0	9	9.4
vs NEW MEXICO	3/17/12	*	39	3	7	.429	0	1	.000	0	0	.000	2	8	10	9	1	1	0	2	1	3	2	6	9.3
vs MICHIGAN ST.	3/22/12	*	40	2	5	.400	1	1	1.000	0	0	.000	0	9	9	9	1	3	0	0	1	7	3	5	9.2
vs FLORIDA	3/24/12	*	37	4	11	.364	0	0	.000	0	0	.000	1	5	6	9	0	3	0	0	0	1	0	8	9.2

### 10 Gorgui Dieng Career Statistics

Year	GP	GS	Min	Avg	FG	FGA	Pct	3FG	3FGA	Pct	FT	FTA	Pct	OReb	DReb	Reb	Avg	PF	FO	Ast	TO	Blk	Stl	Pts	Avg
2010-11	29	10	451	15.6	68	110	.618	0	1	.000	28	52	.538	53	75	128	4.4	63	3	19	27	56	13	164	5.7
2011-12	39	39	1272	32.6	142	266	.534	1	2	.500	72	107	.673	130	221	351	9.0	130	5	40	77	124	45	357	9.2
TOTAL	68	49	1723	25.3	210	376	.559	1	3	.333	100	159	.629	183	296	479	7.0	193	8	59	104	180	58	521	7.7

day and he could not lift his arms above his head.

- Had 12 points, nine rebounds, two steals, two assists and matched a career-high with seven blocked shots at St. John's.

- First Cardinal to grab as many as 12 rebounds in 5 straight games since 1971-72.

- Produced consecutive double-doubles in five games. He is the first Cardinal to have five straight double-doubles since Luke Whitehead from March 8-21, 2003.

- Totaled 13 points, 15 rebounds and three blocked shots against Western Kentucky.

- Produced 14 points, 14 rebounds and six blocked shots vs. Memphis.

- Totaled 14 points, 12 rebounds and five blocked shots vs. College of Charleston.

- Selected to the BIG EAST Honor Roll for games Dec. 4-11 when he produced a pair of double-doubles in averaging 16 points and 12 rebounds while shooting 86.7 percent from the field (13-of-15) in two victories.

- Produced his third career double-double with a career-best 18 points and 12 rebounds against IUPUI.

- Produced his second career double-double with 10 points and a career-high 16 rebounds against Ohio, the most rebounds for a Cardinal since Terrence Williams also pulled down 16 against Notre Dame on Jan. 12, 2009.

- Gained over 20 lbs since arriving at UofL.

- Produced his first career double-double with 13 points and a career-high 12 rebounds against Connecticut as a freshman (2/18/11).

- Starter at center in 10 games as a freshman, averaging 6.4 points, 4.9 rebounds and 2.2 blocks in those 10 starts while hitting 26-of-42 FGs (.619).

- Has a 7-4 wingspan and speaks five languages (Spanish, French, Italian, English and his native Wolof).

- Averaged 15.4 points, 12.6 rebounds and 7.2 blocks as a senior at Huntington Prep.

- Born Jan. 18, 1990 ... Major is undecided.

### 10 Gorgui Dieng Season Highs

- Points ..... 18 vs. IUPUI (12/7)
- Reb. .... 16 vs. Ohio (11/25)
- Asst. .... 3 (5 times) *latest*: vs. Syracuse (2/13)
- Blocks .... 7 (3 times) *latest*: vs. Michigan St. (3/22)
- Steals .... 6 vs. Connecticut (2/6)
- FGM ..... 8 vs. IUPUI (12/7), Notre Dame (3/9)
- FGA ..... 13 vs. Memphis (12/17), Syracuse (3/3)
- 3FGM ..... none
- 3FGA ..... none
- FT ..... 5 vs. Seton Hall (1/28), Davidson (3/15)
- FTA ..... 6 vs. Seton Hall (1/28)

### 10 Gorgui Dieng Career Highs

- Points ..... 18 vs. IUPUI (12/7/11)
- Reb. .... 16 vs. Ohio (11/25/11)
- Asst. .... 3 (5 times) *latest*: vs. Syracuse (2/13/12)
- Blocks .... 7 vs. (5 times) vs. Michigan St. (3/22/12)
- Steals .... 6 vs. Connecticut (2/6/12)
- FGM ..... 8 vs. IUPUI (12/7/11), Notre Dame (3/9/12)
- FGA ..... 13 vs. Memphis (12/17/11), Syracuse (3/3/12)
- 3FGM ..... none
- 3FGA ..... 1 vs. Butler (11/16/10)
- FT ..... 6 vs. USF (1/9/11)
- FTA ..... 7 vs. Connecticut (2/18/11)

# 12 Zach Price



**C 6-10 235 Fr. - HS Cleveland, Ohio (Jeffersonville, Ky. HS)**

- His value as a backup to center Gorgui Dieng increased when Rakeem Buckles was lost with a torn ACL.
- Totaled a season-best six points and six rebounds in 15 minutes of action against Fairleigh Dickinson.
- Scored his first collegiate points with a bucket against UT Martin in the Cards' season opener.
- Scored 11 points and four steals in an exhibition victory over the Real Deal Shockers on Aug. 12 on the Cards' trip to the Bahamas.
- Averaged 11.6 points, 6.9 rebounds and shot 63 percent from the field as a senior in helping Jeffersonstown High School post a 25-7 record and reach the regional finals.
- First team all-state selection as a senior. His family moved to Louisville for his senior season after playing the remainder of his high school career at St. Edward's in Lakewood, Ohio.
- Ranked No. 56 nationally in the ESPN 100, 67th by Rivals.com, No. 63 by USA Today recruiting analyst Rob Harrington, and 65th by Scout.com.
- Missed over seven weeks and 13 games his senior year with a deep thigh bruise.
- Born June 7, 1993 ... Major is communication with a minor in Pan African Studies.

# 12 Zach Price

## Season / Career Highs

- Points .... 6 vs. Fairleigh Dickinson (12/10)
- Reb. .... 5 vs. Fairleigh Dickinson (12/10)
- Asst. .... none
- Blocks .... 1 (3 times) *latest:* vs. Pittsburgh (2/26)
- Steals .... 1 vs. Pittsburgh (1/21)  
vs. Rutgers (2/4)
- FGM ..... 2 vs. Fairleigh Dickinson (12/10)
- FGA ..... 5 vs. Fairleigh Dickinson (12/10)
- 3FGM ..... none
- 3FGA ..... none
- FT ..... 2 vs. Fairleigh Dickinson (12/10)
- FTA ..... 4 vs. Fairleigh Dickinson (12/10)

### 12 Zach Price Game-by-Game

Opponent	Date	GS	Min	FG	FGA	3-Point			Rebounds											Pts	Avg		
						Pct	FG	FGA	Pct	FT	FTA	Pct	Off	Def	Tot	Avg	PF	FO	A			TO	Blk
UT MARTIN	11/11/11	10	1	2	.500	0	0	.000	0	3	.000	0	1	1	1.0	3	0	0	0	0	0	2	2.0
ARKANSAS STATE	11/22/11	6	1	2	.500	0	0	.000	0	1	.000	1	1	2	1.5	2	0	0	0	0	0	2	2.0
LONG BEACH ST	11/28/11	2	0	0	.000	0	0	.000	0	1	.000	0	1	1	1.3	0	0	0	0	0	0	0	1.3
IUPUI	12/7/11	8	0	1	.000	0	0	.000	0	0	.000	0	1	1	1.3	0	0	0	0	0	0	0	1.0
FAIR. DICKINSON	12/10/11	15	2	5	.400	0	0	.000	2	4	.500	3	2	5	2.0	5	1	0	2	1	0	6	2.0
DEPAUL	1/14/12	2	0	0	.000	0	0	.000	0	0	.000	0	1	1	1.8	0	0	0	0	0	0	0	1.7
at Marquette	1/16/12	2	0	0	.000	0	0	.000	0	0	.000	1	0	1	1.7	1	0	0	0	0	0	0	1.4
at PITT	1/21/12	2	0	0	.000	0	0	.000	0	0	.000	0	0	0	1.5	0	0	0	0	0	1	0	1.3
RUTGERS	2/4/12	5	0	0	.000	0	0	.000	0	0	.000	0	1	1	1.4	0	0	0	0	0	1	0	1.1
CONNECTICUT	2/6/12	8	0	1	.000	0	0	.000	0	0	.000	0	0	0	1.3	2	0	0	0	0	0	0	1.0
at WEST VIRGINIA	2/11/12	6	0	0	.000	0	0	.000	0	1	.000	1	0	1	1.3	3	0	0	0	1	0	0	0.9
at Cincinnati	2/23/12	2	0	0	.000	0	0	.000	0	0	.000	0	0	0	1.2	0	0	0	0	0	0	0	0.8
PITTSBURGH	2/26/12	3	0	1	.000	0	0	.000	0	0	.000	0	0	0	1.1	0	0	0	0	1	0	0	0.8
SOUTH FLORIDA	2/29/12	4	0	0	.000	0	0	.000	0	0	.000	0	1	1	1.1	1	0	0	0	0	0	0	0.7
vs Seton Hall	3/7/12	2	0	0	.000	0	0	.000	1	2	.500	0	0	0	1.0	0	0	0	0	0	0	1	0.7
vs MARQUETTE	3/8/12	2	0	0	.000	0	0	.000	0	1	.000	0	0	0	0.9	1	0	0	1	0	0	0	0.7
vs NOTRE DAME	3/9/12	1	0	0	.000	0	0	.000	1	2	.500	0	0	0	0.9	0	0	0	0	0	0	1	0.7
vs NEW MEXICO	3/17/12	1	0	1	.000	0	0	.000	0	0	.000	0	0	0	0.8	0	0	0	0	0	0	0	0.7
vs FLORIDA	3/24/12	1	0	0	.000	0	0	.000	0	0	.000	0	0	0	0.8	0	0	0	0	0	0	0	0.6

### 12 Zach Price Career Statistics

Year	GP	GS	Min	Avg	FG	FGA	Pct	3FG	3FGA	Pct	FT	FTA	Pct	OReb	DReb	Reb	Avg	PF	FO	Ast	TO	Blk	Stl	Pts	Avg
2011-12	19	0	82	4.3	4	13	.308	0	0	.000	4	15	.267	6	9	15	0.8	18	1	0	3	3	2	12	0.6
TOTAL	19	0	82	4.3	4	13	.308	0	0	.000	4	15	.267	6	9	15	0.8	18	1	0	3	3	2	12	0.6

# 14 Kyle Kuric



**G/F 6-4 195 Sr. - 3L Evansville, Ind. (Memorial HS)**

- Cards top scorer (12.7 ppg; 25th in the BIG EAST). He is averaging 13.4 points and 4.0 rebounds per outing since Feb. 9 of last season after putting up 4.8 ppg and 2.1 rpg in 68 career games prior to that.
- Fourth in the BIG EAST in three-pointers made per game in league games only (2.6 per game; 42-of-119). He is ninth in career threes at UofL (168).
- Earned all-tournament honors in the BIG EAST Championship, averaging a team-high 14.5 points in the four games. Kuric's 20 points against Marquette in the BIG EAST quarterfinals was his third game with 20 or more this season.
- Scored a season-high 25 points at DePaul (2/18) with 3 assists & 3 steals.
- Led the Cardinals with 17 points in 25 minutes at West Virginia. His three-pointer with 2:38 tied the game and his key steal and subsequent two free throws with six seconds left preserved the win.
- Scored a season-high 21 points at Pitt with five rebounds and two steals, burying 5-of-9 three-pointers. He had missed the previous two games vs. DePaul and Marquette with a sprained left ankle he suffered on the first play of practice on Jan. 12.
- Has 47 career double-figure scoring efforts. Has scored in double figures in 36 of his last 48 games dating back to last season (24 of the last 30, 28 this year).
- Named to the 2012 Capital One District 2 Academic All-District 2 men's basketball first team.
- Played all 50 minutes against Notre Dame, making him the only Cardinal in the last 39 seasons to play every minute of a double- or triple-overtime game. He made the most of his time, producing his first career double-double with 17 points, a career-best 10 rebounds, two assists, two steals and a blocked shot without a turnover.
- Scored a team-high 17 points vs. Georgetown, burying a season-best five threes.
- Produced 17 points, three steals and eight rebounds vs. College of Charleston.
- Scored 15 points against No. 20 Vanderbilt, including five in the last minute of overtime as the

- Cardinals overcame a nine-point second-half deficit to win.
- Against Ohio, Kuric produced a career-best three blocked shots and a career-high matching four steals -- including a huge one that led to the go-ahead basket with 1:49 to play. It was the first time a U of L player had totaled at least three blocks and four steals in a game in nearly 12 years. Only nine different Cards have ever put together such a performance.
- Has four games with 3+ steals this season (seven career games with 3 steals).
- Scored 17 points at Butler, 12 in the second half. He and Chris Smith combined to score 25 of the Cards' last 29 points.
- Expanded his community service efforts this year, promoting projects through his web site [KylesCornerForKids.com](http://KylesCornerForKids.com).
- Starter in 19 games at forward as a junior. He was third in the BIG EAST in three-point percentage (.449, 70-of-156) and was seventh in field goal pct. (.514).
- His 70 three-pointers as a junior were the 11th most in a U of L single season.
- Scored a career-high 28 points at Notre Dame, adding four rebounds and a steal. His dunk just before halftime in that game was the national Papa John's Dunk of the Year.
- Was crowned U of L's Homecoming King during his junior year (10/9/10), a crown he passed on to teammate Peyton Siva.
- Huge game as a sophomore in the regular season finale against then No. 1 Syracuse, scoring a career-high 22 points, all in the second half. He added three rebounds, two assists, a steal, and four dunks while connecting on 9-of-11 field goals (4-of-6 three-pointers).
- Serves as the student representative on the U of L Athletic Association Board of Directors.
- His sister Katie was a goalkeeper for the U of L women's soccer team.
- Born Aug. 25, 1989 ... Major is business management with a minor in entrepreneurship.

## 14 Kyle Kuric Game-by-Game

Opponent	Date	GS	Min	FGFGA	Pct	3-Point			Rebounds			PF	FO	A	TO	Blk	Stl	Pts	Avg				
						FG	FGA	Pct	FT	FTA	Pct									Off	Def	Tot	Avg
UT MARTIN	11/11/11	*	27	6 12	.500	2	6	.333	0	0	.000	1	4	5	5.0	1	0	2	1	1	3	14	14.0
LAMAR	11/13/11	*	37	2 6	.333	0	1	.000	2	2	1.000	1	3	4	4.5	2	0	3	2	0	3	6	10.0
at BUTLER	11/19/11	*	40	7 11	.636	3	6	.500	0	0	.000	1	5	6	5.0	1	0	3	1	0	0	17	12.3
ARKANSAS STATE	11/22/11	*	32	5 10	.500	1	2	.500	1	2	.500	0	3	3	4.5	2	0	0	0	0	1	12	12.3
OHIO	11/25/11	*	40	5 12	.417	3	8	.375	3	4	.750	3	2	5	4.6	1	0	1	2	3	4	16	13.0
LONG BEACH ST	11/28/11	*	35	2 6	.333	0	2	.000	3	4	.750	0	2	2	4.2	4	0	1	0	0	1	7	12.0
VANDERBILT	12/2/11	*	43	6 11	.545	3	7	.429	0	0	.000	1	4	5	4.3	4	0	0	7	0	1	15	12.4
IUPUI	12/7/11	*	29	5 8	.625	0	3	.000	1	1	1.000	3	3	6	4.5	2	0	0	3	0	1	11	12.3
FAIR. DICKINSON	12/10/11	*	30	7 14	.500	2	8	.250	2	4	.500	3	3	6	4.7	2	0	3	0	1	2	18	12.9
MEMPHIS	12/17/11	*	36	5 10	.500	1	2	.500	0	0	.000	1	1	2	4.4	3	0	0	0	0	1	11	12.7
C of CHARLESTON	12/20/11	*	40	7 13	.538	2	7	.286	1	2	.500	3	5	8	4.7	2	0	0	1	0	3	17	13.1
WESTERN KY	12/23/11	*	33	5 10	.500	3	7	.429	2	2	1.000	1	1	2	4.5	4	0	1	3	1	1	15	13.3
GEORGETOWN	12/28/11	*	40	5 13	.385	5	12	.417	2	2	1.000	2	2	4	4.5	3	0	1	0	1	1	17	13.5
at KENTUCKY	12/31/11	*	38	1 4	.250	0	2	.000	0	0	.000	0	2	2	4.3	4	0	1	1	0	1	2	12.7
at ST. JOHNS	1/3/12	*	39	5 11	.455	3	9	.333	2	2	1.000	0	5	5	4.3	4	0	0	3	1	0	15	12.9
NOTRE DAME	1/7/12	*	50	4 5	.800	2	3	.667	7	8	.875	1	9	10	4.7	4	0	2	0	1	2	17	13.1
at Providence	1/10/12	*	39	4 8	.500	1	3	.333	2	2	1.000	3	6	9	4.9	2	0	1	1	0	2	11	13.0
at PITT	1/21/12	*	33	7 12	.583	5	9	.556	2	2	1.000	1	4	5	4.9	1	0	1	1	0	2	21	13.4
VILLANOVA	1/25/12	*	39	4 14	.286	3	9	.333	3	4	.750	0	2	2	4.8	3	0	1	1	0	0	14	13.5
at Seton Hall	1/28/12	*	38	2 8	.250	1	5	.200	2	3	.667	0	6	6	4.9	1	0	2	1	1	0	7	13.2
RUTGERS	2/4/12	*	39	3 11	.273	3	9	.333	5	6	.833	0	3	3	4.8	0	0	2	3	0	1	14	13.2
CONNECTICUT	2/6/12	*	32	3 12	.250	2	7	.286	2	2	1.000	4	5	9	5.0	1	0	2	0	0	0	10	13.0
at WEST VIRGINIA	2/11/12	*	25	5 10	.500	4	8	.500	3	4	.750	0	1	1	4.8	2	0	1	0	0	1	17	13.2
SYRACUSE	2/13/12	*	35	1 8	.125	1	6	.167	0	0	.000	2	5	7	4.9	2	0	0	1	0	0	3	12.8
at DePaul	2/18/12	*	42	9 17	.529	5	10	.500	2	2	1.000	2	2	4	4.8	1	0	3	2	1	3	25	13.3
at Cincinnati	2/23/12	*	37	0 11	.000	0	7	.000	4	4	1.000	2	1	3	4.8	4	0	3	0	1	1	4	12.9
PITTSBURGH	2/26/12	*	36	5 8	.625	4	7	.571	3	4	.750	1	3	4	4.7	3	0	2	0	0	2	17	13.1
SOUTH FLORIDA	2/29/12	*	37	6 13	.462	2	8	.250	0	0	.000	1	1	2	4.6	0	0	0	1	0	0	14	13.1
at Syracuse	3/2/12	*	32	3 9	.333	1	7	.143	1	2	.500	1	3	4	4.6	1	0	1	1	1	2	8	12.9
vs Seton Hall	3/7/12	*	39	4 14	.286	2	10	.200	3	5	.600	0	1	1	4.5	2	0	2	0	0	2	13	12.9
vs MARQUETTE	3/8/12	*	36	7 18	.389	2	8	.250	4	4	1.000	1	3	4	4.5	2	0	0	0	3	0	20	13.2
vs NOTRE DAME	3/9/12	*	38	5 10	.500	2	6	.333	0	0	.000	1	1	2	4.4	1	0	3	0	0	1	12	13.1
vs CINCINNATI	3/10/12	*	34	4 7	.571	2	4	.500	3	3	1.000	0	4	4	4.4	1	0	1	1	0	0	13	13.1
vs DAVIDSON	3/15/12	*	40	4 13	.308	0	3	.000	5	8	.625	1	3	4	4.4	1	0	1	0	1	1	13	13.1
vs NEW MEXICO	3/17/12	*	33	3 7	.429	2	5	.400	2	2	1.000	0	0	0	4.3	2	0	0	1	2	1	10	13.0
vs MICHIGAN ST.	3/22/12	*	32	3 8	.375	1	5	.200	0	0	.000	0	3	3	4.2	1	0	0	0	0	0	7	12.9
vs FLORIDA	3/24/12	*	37	3 9	.333	2	8	.250	0	0	.000	0	2	2	4.2	4	0	1	0	0	2	8	12.7

## 14 Kyle Kuric Career Statistics

Year	GP	GS	Min	Avg	FG	FGA	Pct	3FG	3FGA	Pct	FT	FTA	Pct	OReb	DReb	Reb	Avg	PF	FO	Ast	TO	Blk	Stl	Pts	Avg
2008-09	17	1	93	5.5	10	19	.526	5	11	.455	2	2	1.000	9	7	16	0.9	6	0	5	6	3	2	27	1.6
2009-10	30	2	418	13.9	43	94	.457	18	50	.360	15	24	.625	31	44	75	2.5	39	0	12	12	1	18	119	4.0
2010-11	33	19	928	28.1	130	253	.514	70	156	.449	25	33	.758	45	84	129	3.9	56	0	40	26	7	29	355	10.8
2011-12	37	35	1342	36.3	162	383	.423	75	229	.328	72	90	.800	41	113	154	4.2	78	0	45	38	19	46	471	12.7
TOTAL	117	57	2781	23.8	345	749	.461	168	446	.377	114	149	.765	126	248	374	3.2	179	0	102	82	30	95	972	8.3

# 15 Tim Henderson



**G 6-2 180 So. - 1L Louisville, Ky. (Christian Academy)**

- Scored a career-high five points in a career-best 16 minutes of action against Fairleigh Dickinson.
- Local walk-on guard, buried a three-pointer in the Cards' opening game against UT Martin.
- Scored three points, and matched career highs with two assists and three rebounds against IUPUI in eight minutes of action.
- Played a solid five minutes in the second half at Butler.
- Saw action in 18 games as a freshman, scoring in six games.
- Scored four points and had an assist against South Alabama last year (12/4/10).
- Made the most of his 10 minutes of action against Chattanooga, scoring four points while adding a rebound and an assist last season (11/22/10).
- One of two Kentuckians on the Cardinal roster (also Elisha Justice).
- Averaged 16.2 points and 8.0 rebounds as a senior at Christian Academy.
- Collected six double-doubles as an all-region selection his senior year, among them a 15-rebound effort against Louisville Collegiate on Jan. 5, a game in which he also went 4-for-6 from behind the arc. His high school scoring high was 29 points.
- His father Jeff was a swimmer at U of L (1976-79), his mother played tennis at U of L and his sister played basketball at Asbury College.
- Born Sept. 15, 1991 ... Major is sport administration.

## 15 Tim Henderson Season Highs

Points ..... 5 vs. Fairleigh Dickinson (12/10)  
 Reb. .... 3 vs. IUPUI (12/7)  
 Asst. .... 2 vs. IUPUI (12/7)  
                     vs. Connecticut (2/6)

Blocks .... none  
 Steals .... 1 vs. IUPUI (12/7)  
 FGM ..... 2 vs. Fairleigh Dickinson (12/10)  
 FGA ..... 3 vs. UT Martin (11/11)  
                     vs. Fairleigh Dickinson (12/10)  
 3FGM ..... 1 (3 times) *latest*: vs. FDU (12/10)  
 3FGA ..... 2 vs. Fairleigh Dickinson (12/10)  
 FT ..... 1 (3 times) *latest*: DePaul (1/14)  
 FTA ..... 2 (3 times) *latest*: DePaul (1/14)

## 15 Tim Henderson Career Highs

Points ..... 5 vs. Fairleigh Dickinson (12/10/11)  
 Reb. .... 3 vs. St. Johns (1/19/11)  
                     vs. IUPUI (12/7/11)  
 Asst. .... 2 (3 times) *latest*: vs. Connecticut (2/6/12)

Blocks .... none  
 Steals .... 2 vs. Morgan State (12/27/10)  
 FGM ..... 2 vs. South Alabama (12/4/10)  
                     vs. Fairleigh Dickinson (12/10/11)  
 FGA ..... 7 vs. South Alabama (12/4/10)  
 3FGM ..... 1 (5 times) *latest*: vs. FDU(12/10/11)  
 3FGA ..... 2 vs. Chattanooga (11/22/10)  
 FT ..... 1 (3 times) *latest*: vs. DePaul (1/14/12)  
 FTA ..... 2 (3 times) *latest*: vs. DePaul (1/14/12)


### 15 Tim Henderson Game-by-Game

Opponent	Date	GS	Min	FGFGA	3-Point				Rebounds											Avg		
					Pct	FG	FGA	Pct	FT	FTA	Pct	Off	Def	Tot	Avg	PF	FO	A	TO		Blk	Stl
UT MARTIN	11/11/11	6	1	3	.333	1	11.000	0	0	.000	1	0	1	1.0	1	0	0	1	0	0	3	3.0
at BUTLER	11/19/11	5	0	0	.000	0	0	.000	0	0	.000	0	0	0	0.5	1	0	0	0	0	0	1.5
ARKANSAS STATE	11/22/11	5	0	0	.000	0	0	.000	1	2	.500	0	1	1	0.7	1	0	0	2	0	0	1.3
LONG BEACH ST	11/28/11	3	0	1	.000	0	1	.000	0	0	.000	0	1	1	0.8	0	0	1	0	0	0	1.0
VANDERBILT	12/2/11	2	0	0	.000	0	0	.000	0	0	.000	0	0	0	0.6	0	0	0	0	0	0	0.8
IUPUI	12/7/11	8	1	2	.500	1	11.000	0	0	.000	0	3	3	1.0	1	0	2	1	0	1	3	1.2
FAIR. DICKINSON	12/10/11	16	2	3	.667	1	2	.500	0	0	.000	1	1	2	1.1	0	0	0	1	0	0	1.7
MEMPHIS	12/17/11	0	0	1	.000	0	1	.000	0	0	.000	0	0	0	1.0	1	0	0	0	0	0	1.5
at Providence	1/10/12	5	0	0	.000	0	0	.000	1	2	.500	1	0	1	1.0	2	0	1	0	0	0	1.4
DEPAUL	1/14/12	4	0	0	.000	0	0	.000	1	2	.500	0	0	0	0.9	0	0	0	0	0	0	1.4
CONNECTICUT	2/6/12	3	0	1	.000	0	1	.000	0	0	.000	0	0	0	0.8	0	0	2	1	0	0	1.3

### 15 Tim Henderson Career Statistics

Year	GP	GS	Min	Avg	FG	FGA	Pct	3FG	3FGA	Pct	FT	FTA	Pct	OReb	DReb	Reb	Avg	PF	FO	Ast	TO	Blk	Stl	Pts	Avg
2010-11	18	0	63	3.5	7	21	.333	2	9	.222	1	2	.500	3	8	11	0.6	12	0	6	3	0	4	17	0.9
2011-12	11	0	57	5.2	4	11	.364	3	7	.429	3	6	.500	3	6	9	0.8	7	0	6	6	0	1	14	1.3
TOTAL	29	0	120	4.1	11	32	.344	5	16	.313	4	8	.500	6	14	20	0.7	19	0	12	9	0	5	31	1.1

# 21 Jared Swopshire



**F 6-8 205 Jr. - 2L St. Louis, Mo. (IMG Academy)**

■ Front line reserve for the Cards, averaging 3.4 ppg and 2.9 rpg. He has averaged nearly 17 minutes a game during the postseason.

■ Grabbed a career-high 12 rebounds against Marquette in the BIG EAST quarterfinals and his eight points marked only the sixth time he has scored as many this season, four of which occurred in the Cardinals' first six games.

■ Averaged 3.8 points and 4.5 rebounds and made 9-of-11 free throws (.818) for the four games of the BIG EAST Championship.

■ Had a key assist and buried just his second three-pointer of the season in the closing minutes against Villanova to help seal a victory, totalling six points and three rebounds in 14 minutes.

■ Contributed nine points and two blocked shots against Connecticut, his most points in 18 games.

■ Grabbed nine rebounds at St. John's in 19 minutes of action, adding four points and two assists.

■ Made his first start since his sophomore season against USF on Senior Night and contributed three rebounds and a steal. He is a junior in eligibility, but will graduate this spring and review his options following the season. Also started at Syracuse, producing four points and five rebounds.

■ Has gathered five or more rebounds in eight games this season, including five rebounds and four points off the bench against Davidson in the NCAA Championship Second Round.

■ In his first official game after missing all of last season, he came off the bench to produce eight points, five rebounds vs. UT Martin.

■ Had a game-high 13 points and eight rebounds vs. Lamar.

■ Had 10 points and six rebounds vs. Long Beach State.

■ Sustained a groin injury in the summer of 2010, had surgery on Jan. 10, missed the entire 2010-11 season, and began practicing with the team in October. After a slow start, he broke out with a strong performance against Bellarmine in the Cards' second exhibition game when he had 14 points and nine rebounds.

■ Started 20 games at forward as a sophomore. He grabbed at least seven rebounds in 16 games and scored in double digits on 12 occasions.

■ Ranked sixth in the BIG EAST in free throw percentage (.840) as a sophomore.

■ Produced his first career double-double with 10 points, 11 rebounds and two assists against Arkansas in a return to his home city of St. Louis, Mo.

■ Born Oct. 17, 1989 ... Major is sport administration.

## 21 Jared Swopshire Game-by-Game

Opponent	Date	GS	Min	FG	FGA	Pct	3-Point			Rebounds							PF	FO	A	TO	Blk	Stl	Pts	Avg
							FG	FGA	Pct	FT	FTA	Pct	Off	Def	Tot	Avg								
UT MARTIN	11/11/11	16	4	4	1.000	0	0	.000	0	0	.000	2	3	5	5	0	0	0	0	0	0	8	8.0	
LAMAR	11/13/11	24	6	14	.429	0	2	.000	1	2	.500	2	6	8	6.5	2	0	0	1	0	1	13	10.5	
at BUTLER	11/19/11	23	3	8	.375	0	2	.000	2	3	.667	0	6	6	6.3	1	0	1	0	0	0	8	9.7	
ARKANSAS STATE	11/22/11	18	0	4	.000	0	0	.000	1	2	.500	1	6	7	6.5	1	0	1	2	0	0	1	7.5	
OHIO	11/25/11	19	1	11	1.000	1	11	1.000	0	0	.000	1	2	3	5.8	1	0	1	1	0	1	3	6.6	
LONG BEACH ST	11/28/11	24	4	7	.571	0	0	.000	2	2	1.000	4	2	6	5.8	2	0	1	2	0	1	10	7.2	
VANDERBILT	12/2/11	19	2	5	.400	0	2	.000	1	2	.500	2	2	4	5.6	0	0	0	0	0	0	5	6.9	
IUPUI	12/7/11	6	2	4	.500	0	0	.000	1	1	1.000	0	0	0	4.9	3	0	0	1	0	0	5	6.6	
FAIR. DICKINSON	12/10/11	20	0	5	.000	0	1	.000	6	8	.750	1	4	5	4.9	1	0	0	1	0	1	6	6.6	
MEMPHIS	12/17/11	6	0	1	.000	0	0	.000	0	0	.000	0	1	1	4.5	1	0	0	1	1	0	5.9		
C of CHARLESTON	12/20/11	2	0	0	.000	0	0	.000	0	0	.000	0	0	0	4.1	1	0	0	1	0	0	5.4		
WESTERN KY	12/23/11	4	0	1	.000	0	0	.000	1	2	.500	0	1	1	3.8	0	0	0	0	0	0	1	5.0	
GEORGETOWN	12/28/11	3	0	0	.000	0	0	.000	1	2	.500	0	0	0	3.5	1	0	0	1	0	0	1	4.7	
at KENTUCKY	12/31/11	17	1	2	.500	0	1	.000	2	3	.667	0	2	2	3.4	2	0	0	0	1	3	4	4.6	
at ST. JOHNS	1/3/12	19	2	4	.500	0	0	.000	0	0	.000	2	7	9	3.8	1	0	2	0	1	1	4	4.6	
NOTRE DAME	1/7/12	8	0	2	.000	0	1	.000	0	0	.000	0	0	0	3.6	1	0	0	0	1	0	0	4.3	
at Providence	1/10/12	9	1	2	.500	0	0	.000	0	0	.000	0	1	1	3.4	0	0	0	0	0	0	2	4.2	
DEPAUL	1/14/12	7	0	0	.000	0	0	.000	0	0	.000	1	1	2	3.3	0	0	1	0	0	0	0	3.9	
at Marquette	1/16/12	15	1	5	.200	0	0	.000	0	0	.000	0	0	0	3.2	1	0	1	1	0	1	2	3.8	
VILLANOVA	1/25/12	14	2	3	.667	1	11	1.000	1	2	.500	1	2	3	3.2	0	0	1	0	1	0	6	4.0	
at Seton Hall	1/28/12	8	0	0	.000	0	0	.000	0	0	.000	0	1	1	3.0	0	0	0	1	0	0	0	3.8	
RUTGERS	2/4/12	6	0	1	.000	0	0	.000	1	2	.500	0	0	0	2.9	2	0	0	1	0	0	1	3.6	
CONNECTICUT	2/6/12	14	4	7	.571	1	3	.333	0	1	1.000	0	1	1	2.8	1	0	0	0	2	1	9	3.9	
at WEST VIRGINIA	2/11/12	20	1	3	.333	0	1	.000	0	0	.000	1	2	3	2.8	3	0	1	0	0	0	2	3.8	
SYRACUSE	2/13/12	10	1	2	.500	0	0	.000	0	0	.000	0	2	2	2.8	0	0	0	1	0	0	2	3.7	
at DePaul	2/18/12	11	1	2	.500	0	1	.000	2	3	.667	0	1	1	2.7	1	0	0	0	0	0	4	3.7	
at Cincinnati	2/23/12	12	0	2	.000	0	2	.000	0	0	.000	0	2	2	2.7	1	0	1	0	0	0	0	3.6	
PITTSBURGH	2/26/12	4	0	0	.000	0	0	.000	0	0	.000	0	2	2	2.7	0	0	0	1	0	0	0	3.5	
SOUTH FLORIDA	2/29/12	* 13	0	1	.000	0	1	.000	0	0	.000	0	3	3	2.7	2	0	0	1	0	1	0	3.3	
at Syracuse	3/2/12	* 14	2	4	.500	0	1	.000	0	0	.000	1	4	5	2.8	0	0	0	2	0	0	4	3.4	
vs Seton Hall	3/7/12	13	0	2	.000	0	0	.000	5	6	.833	0	2	2	2.7	3	0	2	0	0	0	5	3.4	
vs MARQUETTE	3/8/12	20	2	6	.333	0	0	.000	4	5	.800	6	6	12	3.0	2	0	0	3	0	0	8	3.6	
vs NOTRE DAME	3/9/12	37	1	11	1.000	0	0	.000	0	0	.000	0	3	3	3.0	1	0	2	0	2	0	2	3.5	
vs CINCINNATI	3/10/12	13	0	1	.000	0	0	.000	0	0	.000	0	1	1	3.0	0	0	0	0	0	0	0	3.4	
vs DAVIDSON	3/15/12	25	1	4	.250	0	0	.000	2	2	1.000	3	2	5	3.0	1	0	0	0	0	0	4	3.4	
vs NEW MEXICO	3/17/12	6	0	0	.000	0	0	.000	0	0	.000	0	1	1	3.0	1	0	1	0	0	0	0	3.3	
vs MICHIGAN ST.	3/22/12	11	2	4	.500	2	3	.667	0	0	.000	2	0	2	2.9	0	0	1	0	0	2	6	3.4	
vs FLORIDA	3/24/12	9	1	3	.333	0	1	.000	0	0	.000	0	0	0	2.9	0	0	0	0	0	0	2	3.4	

## 21 Jared Swopshire Career Statistics

Year	GP	GS	Min	Avg	FG	FGA	Pct	3FG	3FGA	Pct	FT	FTA	Pct	OReb	DReb	Reb	Avg	PF	FO	Ast	TO	Blk	Stl	Pts	Avg
2008-09	37	1	201	5.4	18	50	.360	5	19	.263	10	17	.588	14	28	42	1.1	20	0	7	18	3	6	51	1.4
2009-10	33	20	824	25.0	78	205	.380	22	68	.324	68	81	.840	62	138	200	6.1	63	1	43	42	13	22	246	7.5
2011-12	38	2	519	13.7	45	115	.391	5	24	.208	33	48	.688	30	79	109	2.9	41	0	17	22	9	13	128	3.4
TOTAL	108	23	1544	14.3	141	370	.381	32	111	.288	111	146	.760	106	245	351	3.3	124	1	67	82	25	41	425	3.9


## 21 Jared Swopshire Season Highs

Points ..... 13 vs. Lamar (11/13)  
 Reb. .... 12 vs. Marquette (3/8)  
 Asst. .... 2 (3 times) *latest:* vs. Notre Dame (3/9)  
 Blocks .... 2 vs. Connecticut (2/6), Notre Dame (3/9)  
 Steals .... 3 vs. Kentucky (12/31)  
 FGM ..... 6 vs. Lamar (11/13)  
 FGA ..... 14 vs. Lamar (11/13)  
 3FGM ..... 2 vs. Michigan St. (3/22)  
 3FGA ..... 3 vs. Connecticut (2/6), Michigan St. (3/22)  
 FT ..... 6 vs. Fairleigh Dickinson (12/10)  
 FTA ..... 8 vs. Fairleigh Dickinson (12/10)

## 21 Jared Swopshire Career Highs

Points ..... 15 vs. St. John's (1/9/10)  
 Reb. .... 12 vs. Marquette (3/8/12)  
 Asst. .... 5 vs. Rutgers (2/6/10), DePaul (2/20/10)  
 Blocks .... 3 vs. Notre Dame (2/17/10)  
 Steals .... 3 (3 times) *latest:* vs. Kentucky (12/31/11)  
 FGM ..... 6 vs. Lamar (11/13/11)  
 FGA ..... 14 vs. Lamar (11/13/11)  
 3FGM ..... 2 (7 times) *latest:* vs. Michigan St. (3/22/12)  
 3FGA ..... 5 vs. Connecticut (2/28/10)  
 FT ..... 7 vs. Villanova (1/11/10)  
 FTA ..... 8 vs. Fairleigh Dickinson (12/10/11)

## 22 Elisha Justice



**G 5-10 180 So. - 1L Pikeville, Ky. (Shelby Valley HS)**

- Has played at least eight minutes in four games since late November, including nine minutes against Davidson in the NCAA Championship Second Round.
- Handed out a season-high matching three assists at Pittsburgh in eight minutes on the court.
- Broke his nose on Nov. 27 and missed games against Long Beach State, Vanderbilt, IUPUI and Fairleigh Dickinson. He returned to practice on Dec. 14 and played three minutes vs. Memphis.
- Had six points, four rebounds, three assists and a career-high matching three steals against Arkansas State.
- Scored a basket and added an assist and steal at Providence.
- He has committed more than one turnover in a college game on just five occasions (three this season). He had 33 assists with 14 turnovers as a freshman (2.36 ratio).
- Started and played 38 minutes vs. Bellarmine when Peyton Siva was out with a concussion, producing three each of points, rebounds, assists and turnovers in the game. Had four points, an assist and no turnovers in 19 minutes at Butler.
- Solid performance as the Cards' backup point guard as a freshman. He had initially joined U of L as a walk-on before a scholarship became available for the 2010-11 season. He, Kyle Kuric and Chris Smith went off scholarship this year because of multiple roster additions.
- Scored a season high 12 points and grabbed six rebounds against Butler in his first game as a Cardinal (11/16/10).
- Honored as Kentucky's Mr. Basketball as a senior, he averaged 20.1 points, 5.9 assists, 3.9 rebounds and 3.9 steals for as a senior as Shelby Valley posted a 32-4 record and won the 2010 Kentucky state championship. He had school record career totals of 2,086 points, 633 assists and a Kentucky state record 540 steals.
- His brother Jonah is a senior offensive guard for the Univ. of Virginia at Wise football team.
- Nicknamed "The Bullet" by U of L Coach Rick Pitino.
- Born Dec. 17, 1990 ... Major is undecided.

### 22 Elisha Justice Season Highs

- Points .... 6 vs. Arkansas State (11/22)
- Reb. .... 4 vs. Arkansas State (11/22)
- Asst. .... 3 vs. Arkansas State (11/22)  
vs. Pittsburgh (1/21)
- Blocks .... none
- Steals .... 3 vs. Arkansas State (11/22)
- FGM ..... 3 vs. Arkansas State (11/22)
- FGA ..... 8 vs. Arkansas State (11/22)
- 3FGM ..... 1 vs. Lamar (11/13)
- 3FGA ..... 3 vs. Arkansas State (11/22)
- FT ..... 2 vs. Lamar (11/13)
- FTA ..... 2 vs. Lamar (11/13)

### 22 Elisha Justice Career Highs

- Points .... 12 vs. Butler (11/16/10)  
vs. FIU (12/1/10)
- Reb. .... 6 vs. Butler (11/16/10)
- Asst. .... 6 vs. Chattanooga (11/22/10)
- Blocks .... none
- Steals .... 3 vs. Morehead St. (3/17/11)  
vs. Arkansas State (11/22/11)
- FGM ..... 4 vs. FIU (12/1/10)
- FGA ..... 8 vs. Arkansas State (11/22/11)
- 3FGM ..... 3 vs. FIU (12/1/10)
- 3FGA ..... 4 vs. FIU (12/1/10)  
vs. Providence (1/22/11)
- FT ..... 9 vs. Butler (11/16/10)
- FTA ..... 14 vs. Butler (11/16/10)

#### 22 Elisha Justice Game-by-Game

Opponent	Date	GS	Min	FG	FGA	Pct	3-Point			FT	FTA	Pct	Rebounds			PF	FO	A	TO	Blk	Stl	Pts	Avg	
							FG	FGA	Pct				Off	Def	Tot									Avg
UT MARTIN	11/11/11	6	0	0	.000	0	0	.000	0	0	.000	0	1	1	1.0	0	0	0	3	0	2	0	0.0	
LAMAR	11/13/11	11	1	2	.500	1	11.000	2	21.000	0	1	1	1.0	3	0	0	2	0	0	2	0	0	5	2.5
at BUTLER	11/19/11	19	2	5	.400	0	2	.000	0	0	.000	0	1	1	1.0	4	0	1	0	0	0	4	3.0	
ARKANSAS STATE	11/22/11	28	3	8	.375	0	3	.000	0	0	.000	1	3	4	1.8	2	0	3	3	0	3	6	3.8	
OHIO	11/25/11	2	0	0	.000	0	0	.000	0	0	.000	0	0	0	1.4	0	0	0	1	0	0	0	3.0	
MEMPHIS	12/17/11	3	0	1	.000	0	1	.000	0	0	.000	0	1	1	1.3	0	0	0	0	0	0	0	2.5	
C of CHARLESTON	12/20/11	0	0	0	.000	0	0	.000	0	0	.000	0	0	0	1.1	0	0	0	0	0	0	0	2.1	
WESTERN KY	12/23/11	1	0	0	.000	0	0	.000	0	0	.000	0	0	0	1.0	0	0	0	0	0	0	0	1.9	
at KENTUCKY	12/31/11	1	0	0	.000	0	0	.000	0	0	.000	0	1	1	1.0	0	0	0	0	0	0	0	1.7	
at ST. JOHNS	1/3/12	1	0	0	.000	0	0	.000	0	0	.000	0	0	0	0.9	0	0	0	0	0	0	0	1.5	
at Providence	1/10/12	8	1	3	.333	0	2	.000	0	0	.000	0	0	0	0.8	0	0	1	0	0	1	2	1.5	
at PITT	1/21/12	8	0	1	.000	0	0	.000	0	0	.000	0	0	0	0.8	0	0	3	0	0	0	0	1.4	
VILLANOVA	1/25/12	3	0	1	.000	0	1	.000	0	0	.000	0	0	0	0.7	1	0	0	1	0	0	0	1.3	
at Seton Hall	1/28/12	2	0	0	.000	0	0	.000	0	0	.000	0	0	0	0.6	2	0	0	0	0	0	0	1.2	
RUTGERS	2/4/12	1	0	0	.000	0	0	.000	0	0	.000	0	0	0	0.6	0	0	0	0	0	0	0	1.1	
CONNECTICUT	2/6/12	3	2	2	1.000	0	0	.000	0	0	.000	0	0	0	0.6	3	0	0	1	0	0	4	1.3	
SYRACUSE	2/13/12	9	0	1	.000	0	1	.000	0	0	.000	0	0	0	0.5	0	0	1	0	0	0	0	1.2	
at DePaul	2/18/12	0+	0	0	.000	0	0	.000	0	0	.000	0	0	0	0.5	0	0	0	0	0	0	0	1.2	
vs MARQUETTE	3/8/12	1	0	0	.000	0	0	.000	0	0	.000	0	0	0	0.5	0	0	0	0	0	0	0	1.1	
vs NOTRE DAME	3/9/12	3	0	0	.000	0	0	.000	0	0	.000	0	0	0	0.5	0	0	0	0	0	0	0	1.1	
vs CINCINNATI	3/10/12	2	0	0	.000	0	0	.000	0	0	.000	0	0	0	0.4	0	0	0	0	0	0	0	1.0	
vs DAVIDSON	3/15/12	9	1	11.000	0	0	.000	0	0	.000	0	0	0	0.4	0	0	0	1	0	0	2	1.0		
vs NEW MEXICO	3/17/12	0+	0	0	.000	0	0	.000	0	1	.000	0	0	0	0.4	0	0	0	0	0	0	0	1.0	
vs FLORIDA	3/24/12	1	0	1	.000	0	0	.000	0	0	.000	0	0	0	0.4	0	0	0	0	0	0	0	1.0	

#### 22 Elisha Justice Career Statistics

Year	GP	GS	Min	Avg	FG	FGA	Pct	3FG	3FGA	Pct	FT	FTA	Pct	OReb	DReb	Reb	Avg	PF	FO	Ast	TO	Blk	Stl	Pts	Avg
2010-11	29	0	294	10.1	21	58	.362	9	31	.290	20	34	.588	4	26	30	1.0	36	0	33	14	0	11	71	2.4
2011-12	24	0	122	5.1	10	26	.385	1	11	.091	2	3	.667	1	8	9	0.4	15	0	9	12	0	6	23	1.0
TOTAL	53	0	416	7.8	31	84	.369	10	42	.238	22	37	.595	5	34	39	0.7	51	0	42	26	0	17	94	1.8

## 23 Kevin Ware



**G 6-4 185 Fr. - HS Bronx, N.Y. (Rockdale County HS, Ga.)**

- Joined the team on Dec. 14 after he met his NCAA initial eligibility requirements to enroll for the 2012 spring semester in November. He had signed a financial aid agreement with the Cardinals in June, was denied a waiver and subsequent appeal for admittance in early September, and had continued to work on improving his standing.
- After three days of practice, he played six minutes against Memphis for his first collegiate action. He has played in 20 games.
- Had his most productive game of the season against DePaul, scoring a career-high six points with a career-best four rebounds in 16 minutes.
- Missed the Feb. 13 Syracuse game with a stomach virus.
- Handed out four assists, blocked a shot and scored his first basket at St. John's on his 19th birthday.
- Averaged 13.2 points, 4.1 assists, 3.9 rebounds and 2.2 steals as a senior last season in helping Rockdale County in Conyers, Ga. post a 26-6 record and finish as the Georgia 4-A state runner-up.
- First-team all-state selection as a senior and was rated by Rivals.com as the No. 70 overall prospect in the class of 2011, was listed No. 94 in the ESPNU Top 100 and was rated 99th nationally by Scout.com.
- As a junior at Rockdale County, Ware averaged 14.9 points and 4.0 assists per game while earning 4-A second-team all-state honors as the Bulldogs won the regional championship and reached the second round of the 4-A state playoffs with a 28-2 mark.
- Had eight points and four rebounds for the White team in the 2011 Derby Festival Basketball Classic all-star game, played in Louisville's KFC Yum! Center in April.
- Scored a season high 28 points as a senior against Meridian (Miss.) High School.
- As a sophomore, he averaged 16 points, 8.5 assists and eight rebounds as a sophomore en route to district player of the year honors.
- A broken hand suffered in July 2010 limited his summer competition, but was still named to the USA roster for the 2010 adidas Nations Global Experience event in Chicago.
- Originally signed a national letter-of-intent with Tennessee before being granted a release, and had narrowed his choices to UofL and Georgia before joining the Cards.
- Born Jan. 3, 1993 ... Major is undecided.

## 23 Kevin Ware

### Season/Career Highs

- Points ..... 6 vs. DePaul (1/14)
- Reb. .... 4 vs. DePaul (1/14)
- Asst. .... 4 vs. St. John's (1/3)
- Blocks .... 1 (3 times) *latest:* vs. DePaul (1/14)
- Steals .... 2 vs. Marquette (1/16)
- FGM ..... 3 vs. DePaul (1/14)
- FGA ..... 6 vs. DePaul (1/14)
- 3FGM ..... none
- 3FGA ..... 1 (3 times) *latest:* vs. Connecticut (2/6)
- FT ..... 2 vs. Providence (1/10)
- FTA ..... 4 vs. Providence (1/10)

### 23 Kevin Ware Game-by-Game

Opponent	Date	GS	Min	3-Point			Rebounds										PF	FO	A	TO	Blk	Stl	Pts	Avg
				FGFGA	Pct	FG	FGA	Pct	FT	FTA	Pct	Off	Def	Tot	Avg	PF								
MEMPHIS	12/17/11	6	0	2	.000	0	0	.000	0	0	.000	0	0	0	0.0	2	0	0	1	1	0	0	0.0	
WESTERN KY	12/23/11	3	0	0	.000	0	0	.000	0	0	.000	0	0	0	0.0	0	0	0	0	0	1	0	0.0	
GEORGETOWN	12/28/11	1	0	0	.000	0	0	.000	0	0	.000	0	0	0	0.0	0	0	0	0	0	0	0	0.0	
at KENTUCKY	12/31/11	4	0	1	.000	0	0	.000	0	2	.000	0	0	0	0.0	0	0	0	1	0	0	0	0.0	
at ST. JOHNS	1/3/12	16	1	3	.333	0	1	.000	0	1	.000	0	2	0.4	3	0	4	4	1	0	2	0.4		
NOTRE DAME	1/7/12	5	0	0	.000	0	0	.000	0	0	.000	0	0	0	0.3	1	0	0	1	0	0	0	0.3	
at Providence	1/10/12	13	1	3	.333	0	0	.000	2	4	.500	0	0	0	0.3	2	0	2	1	0	1	4	0.9	
DEPAUL	1/14/12	16	3	6	.500	0	0	.000	0	0	.000	1	3	4	0.8	0	0	0	3	1	0	6	1.5	
at Marquette	1/16/12	5	0	2	.000	0	1	.000	1	2	.500	1	1	2	0.9	1	0	0	1	0	2	1	1.4	
at PITT	1/21/12	1	0	1	.000	0	1	.000	0	0	.000	0	0	0	0.8	0	0	0	0	0	0	0	1.3	
VILLANOVA	1/25/12	1	0	0	.000	0	0	.000	0	0	.000	0	0	0	0.7	0	0	0	1	0	0	0	1.2	
at Seton Hall	1/28/12	0+	0	0	.000	0	0	.000	0	0	.000	0	0	0	0.7	0	0	0	0	0	0	0	1.1	
RUTGERS	2/4/12	10	1	3	.333	0	0	.000	0	0	.000	0	1	1	0.7	0	0	0	3	0	0	2	1.2	
CONNECTICUT	2/6/12	5	0	2	.000	0	1	.000	0	0	.000	1	0	1	0.7	1	0	2	0	0	1	0	1.1	
at DePaul	2/18/12	1	0	0	.000	0	0	.000	0	0	.000	0	1	1	0.7	0	0	0	0	0	0	0	1.0	
at Cincinnati	2/23/12	4	1	1	1.000	0	0	.000	1	3	.333	0	1	1	0.8	0	0	0	1	0	1	3	1.1	
PITTSBURGH	2/26/12	3	0	0	.000	0	0	.000	0	0	.000	0	0	0	0.7	2	0	0	2	0	1	0	1.1	
SOUTH FLORIDA	2/29/12	3	1	1	1.000	0	0	.000	0	0	.000	0	0	0	0.7	0	0	0	1	0	0	2	1.1	
vs MARQUETTE	3/8/12	4	0	1	.000	0	0	.000	0	0	.000	0	1	1	0.7	0	0	1	1	1	0	0	1.1	
vs FLORIDA	3/24/12	4	0	1	.000	0	1	.000	0	0	.000	1	0	1	0.7	0	0	0	0	0	0	0	1.0	

### 23 Kevin Ware Career Statistics

Year	GP	GS	Min	Avg	FG	FGA	Pct	3FG	3FGA	Pct	FT	FTA	Pct	OReb	DReb	Reb	Avg	PF	FO	Ast	TO	Blk	Stl	Pts	Avg
2011-12	20	0	105	5.3	8	27	.296	0	5	.000	4	12	.333	4	10	14	0.7	12	0	9	21	4	7	20	1.0
TOTAL	20	0	105	5.3	8	27	.296	0	5	.000	4	12	.333	4	10	14	0.7	12	0	9	21	4	7	20	1.0

## 24 Chane Behanan



**F 6-7 250 Fr. - HS Cincinnati, Ohio (Bowling Green Ky. HS)**

■ Collected six or more rebounds in 29 of 39 games (7.4 average, 11th in the BIG EAST), has blocked a shot in 17 games, and has been a double figure scorer on 20 occasions.

■ UofL is 15-5 when Behanan has scored in double figures.

■ Named the Most Outstanding Player of the West Regional. After producing 15 points and nine rebounds against Michigan State in the regional semifinals, he totaled 17 points, seven rebounds and two blocks against Florida in the regional championship. He scored nine of his points during a decisive 18-3 closing run when the Cardinals overcame an 11-point deficit.

■ One of four freshmen that rank among the top ten freshmen scorers and top five freshmen rebounders in the BIG EAST Conference (others: St. John's Moe Harkless, Providence's LaDontae Henton and UConn's Andre Drummond). Behanan's 7.4 rebounding average is fourth among BIG EAST freshmen while his 9.0 scoring average is 10th.

■ Produced his seventh double-double of the season with 14 points and 11 rebounds against Davidson in the NCAA Championship Second Round.

■ Had 12 points and 8 rebounds against Marquette in the BIG EAST quarterfinals.

■ Played at DePaul (2/18) while recovering from the flu.

■ Scored a team-high 16 points against Syracuse and grabbed nine rebounds while connecting on 7-of-8 field goals.

■ Produced his sixth double-double of the season with a career-high 23 points, 11 rebounds and two steals against Rutgers while connecting on 11-of-12 field goals.

■ Scored a career-high 19 points and grabbed five rebounds at Pitt.

■ Totaled 10 points, 12 rebounds and two assists at Marquette.

■ Scored 17 points and added 10 rebounds and two steals against Notre Dame.

■ Had 14 points, 10 rebounds and two steals against Vanderbilt, scoring 12 of his points in the final eight minutes of the game and overtime after the Cardinals had fallen behind by nine points.

■ He and teammate Gorgui Dieng are the first pair of Louisville teammates to each block a shot in the first eight games of a season since Pervis Ellison and Billy Thompson both had stuffs in the first 13 games in 1985-86.

■ Blasted onto the collegiate scene with double-doubles in his first two games (14 pts., 12 reb. vs. UT Martin, 10 pts., 13 reb. vs. Lamar). He is the first known UofL freshman to produce double-doubles in his first two career games. He has three double-doubles this season.

■ Behanan's 14 points vs. UT Martin is tied for the sixth most ever at U of L in a freshman career debut and his 12 rebounds were the most in a freshman debut in 36 years (since Larry Williams grabbed 14 boards in the '75-76 opener).

■ Averaged 15.5 points and eight rebounds in a pair of exhibition wins on the Cardinals' foreign trip to the Bahamas in August.

■ Averaged 23.3 points, 14.4 rebounds, 3.8 assists and 2.2 blocked shots as a senior last season for Bowling Green as a 2011 McDonald's All-America selection and a Parade Magazine second team All-American.

■ A first-team all-state selection as a junior and senior, Behanan was ranked No. 27 nationally in the ESPN 100, 21st by Rivals.com, 23rd by Scout.com, and No. 16 by USA Today recruiting analyst Rob Harrington.

■ Produced three triple-doubles and 26 double-doubles in 33 games as a senior. He scored 1,547 points in two seasons at Bowling Green.

■ Born Sept. 24, 1992 ... Major is undecided.

24 Chane Behanan Opponent	Game-by-Game		3-Point				Rebounds										Avg						
	Date	GS Min	FGFGA	Pct	FG FGA	Pct	FT FTA	Pct	Off	Def	Tot	Avg	PF	FO	A	TO		Blk	Stl	Pts			
UT MARTIN	11/11/11	* 23	6	6	1.000	0	0	.000	2	2	1.000	4	8	12	12.0	3	0	1	1	1	0	14	14.0
LAMAR	11/13/11	* 32	4	7	.571	0	0	.000	2	4	.500	4	9	13	12.5	2	0	1	1	1	0	10	12.0
at BUTLER	11/19/11	* 19	1	5	.200	0	3	.000	2	4	.500	1	6	7	10.7	2	0	1	4	1	0	4	9.3
ARKANSAS STATE	11/22/11	* 20	3	7	.429	0	2	.000	1	2	.500	2	4	6	9.5	2	0	0	3	1	1	7	8.8
OHIO	11/25/11	* 25	4	10	.400	0	2	.000	3	7	.429	3	4	7	9.0	0	0	0	3	1	0	11	9.2
LONG BEACH ST	11/28/11	* 29	4	8	.500	1	1	1.000	4	6	.667	3	4	7	8.7	0	0	2	1	1	2	13	9.8
VANDERBILT	12/2/11	* 29	5	12	.417	1	2	.500	3	3	1.000	4	6	10	8.9	4	0	0	1	1	2	14	10.4
IUPUI	12/7/11	* 25	3	6	.500	0	1	.000	0	0	.000	2	2	4	8.3	0	0	0	2	1	1	6	9.9
FAIR. DICKINSON	12/10/11	* 21	2	5	.400	0	2	.000	0	2	.000	1	6	7	8.1	3	0	1	0	0	0	4	9.2
MEMPHIS	12/17/11	* 22	1	7	.143	0	2	.000	8	8	1.000	3	5	8	8.1	3	0	2	4	0	0	10	9.3
C of CHARLESTON	12/20/11	* 22	5	11	.455	1	1	1.000	1	5	.200	4	4	8	8.1	1	0	1	2	0	2	12	9.5
WESTERN KY	12/23/11	* 18	0	4	.000	0	1	.000	0	2	.000	3	4	7	8.0	1	0	1	2	0	1	0	8.8
GEORGETOWN	12/28/11	* 32	4	8	.500	0	1	.000	0	0	.000	3	5	8	8.0	1	0	0	1	1	3	8	8.7
at KENTUCKY	12/31/11	* 15	1	3	.333	0	0	.000	2	2	1.000	2	3	5	7.8	5	1	1	1	0	0	4	8.4
at ST. JOHNS	1/3/12	* 21	3	9	.333	0	0	.000	1	2	.500	3	1	4	7.5	0	0	0	1	0	1	7	8.3
NOTRE DAME	1/7/12	* 40	5	8	.625	1	1	1.000	6	8	.750	1	9	10	7.7	1	0	1	3	1	2	17	8.8
at Providence	1/10/12	* 20	2	8	.250	0	3	.000	3	5	.600	1	2	3	7.4	0	0	3	0	0	0	7	8.7
DEPAUL	1/14/12	* 19	1	3	.333	0	0	.000	0	0	.000	2	3	5	7.3	1	0	0	1	0	0	2	8.3
at Marquette	1/16/12	* 26	5	11	.455	0	4	.000	0	2	.000	3	9	12	7.5	4	0	2	4	0	0	10	8.4
at PITT	1/21/12	* 29	6	9	.667	0	0	.000	7	9	.778	2	3	5	7.4	3	0	0	1	0	0	19	9.0
VILLANOVA	1/25/12	* 18	4	7	.571	0	0	.000	6	9	.667	3	4	7	7.4	5	1	1	1	0	1	14	9.2
at Seton Hall	1/28/12	* 32	4	7	.571	0	1	.000	0	1	.000	3	9	12	7.6	4	0	2	6	1	1	8	9.1
RUTGERS	2/4/12	* 35	11	12	.917	0	1	.000	1	3	.333	8	3	11	7.7	2	0	0	5	0	2	23	9.7
CONNECTICUT	2/6/12	* 27	3	8	.375	1	2	.500	0	0	.000	5	7	12	7.9	2	0	2	4	0	0	7	9.6
at WEST VIRGINIA	2/11/12	* 28	1	4	.250	0	0	.000	2	2	1.000	3	3	6	7.8	1	0	1	2	0	1	4	9.4
SYRACUSE	2/13/12	* 29	7	8	.875	0	0	.000	2	5	.400	6	3	9	7.9	1	0	1	0	0	2	16	9.7
at DePaul	2/18/12	* 20	0	1	.000	0	0	.000	2	4	.500	2	4	6	7.8	2	0	0	1	0	0	2	9.4
at Cincinnati	2/23/12	* 27	3	5	.600	0	1	.000	5	8	.625	4	3	7	7.8	1	0	0	0	1	0	11	9.4
PITTSBURGH	2/26/12	* 26	1	2	.500	0	0	.000	4	5	.800	2	2	4	7.7	2	0	2	2	0	1	6	9.3
SOUTH FLORIDA	2/29/12	* 30	4	8	.500	0	0	.000	1	4	.250	2	5	7	7.6	2	0	1	2	1	2	9	9.3
at Syracuse	3/2/12	* 17	5	7	.714	0	0	.000	0	0	.000	5	2	7	7.6	0	0	0	0	0	1	10	9.3
vs Seton Hall	3/7/12	* 26	1	2	.500	0	0	.000	2	4	.500	2	2	4	7.5	4	0	1	2	0	0	4	9.2
vs MARQUETTE	3/8/12	* 35	6	12	.500	0	1	.000	0	1	.000	4	4	8	7.5	2	0	1	1	1	1	12	9.2
vs NOTRE DAME	3/9/12	* 14	3	4	.750	0	0	.000	0	0	.000	1	1	2	7.4	3	0	0	2	0	0	6	9.1
vs CINCINNATI	3/10/12	* 36	1	7	.143	0	0	.000	1	1	1.000	0	8	8	7.4	0	0	0	0	1	0	3	9.0
vs DAVIDSON	3/15/12	* 33	5	9	.556	0	0	.000	4	5	.800	6	5	11	7.5	2	0	1	1	1	0	14	9.1
vs NEW MEXICO	3/17/12	* 34	5	7	.714	0	0	.000	0	2	.000	2	2	4	7.4	0	0	1	3	0	1	10	9.1
vs MICHIGAN ST.	3/22/12	* 29	6	10	.600	0	1	.000	3	7	.429	4	5	9	7.4	2	0	1	1	0	3	15	9.3
vs FLORIDA	3/24/12	* 32	7	10	.700	1	1	1.000	2	2	1.000	2	5	7	7.4	4	0	0	1	2	1	17	9.5


### 24 Chane Behanan Career Statistics

Year	GP	GS	Min	Avg	FG	FGA	Pct	3FG	3FGA	Pct	FT	FTA	Pct	OReb	DReb	Reb	Avg	PF	FO	Ast	TO	Blk	Stl	Pts	Avg
2011-12	39	36	1005	25.8	142	277	.513	6	34	.176	80	136	.588	115	174	289	7.4	75	2	32	70	18	32	370	9.5
TOTAL	39	36	1005	25.8	142	277	.513	6	34	.176	80	136	.588	115	174	289	7.4	75	2	32	70	18	32	370	9.5

### 24 Chane Behanan Season / Career Highs

- Points ..... 23 vs. Rutgers (2/4)
- Reb. .... 13 vs. Lamar (11/13)
- Asst. .... 3 vs. Providence (1/10)
- Blocks .... 2 vs. Florida (3/24)
- Steals .... 3 vs. Georgetown (12/28)
- FGM ..... 11 vs. Rutgers (2/4)
- FGA ..... 12 (3 times) *latest*: vs. Marquette (3/8)
- 3FGM ..... 1 (5 times) *latest*: vs. Connecticut (2/6)
- 3FGA ..... 4 vs. Marquette (1/16)
- FT ..... 8 vs. Memphis (12/17)
- FTA ..... 9 vs. Pittsburgh (1/21), Villanova (1/25)

## 25 Wayne Blackshear



**G/F 6-5 200 Fr. - HS Chicago, Ill. (Morgan Park HS)**

■ Saw his first action of the season at West Virginia in the Cards' 25th game of the year after recovering from Nov. 1 shoulder surgery. He totaled 13 points, four rebounds, one steal and one blocked shot in his debut on his 20th birthday (5-of-9 FG, 3-of-5 3FG). His 13 points tied for the eighth-highest scoring output in a UofL freshman debut.

■ Made his first career start against Syracuse (3/3), contributing four points and an assist.

■ Had two points, three rebounds and a steal against New Mexico in nine minutes of action in the NCAA Championship Third Round.

■ Suffered a torn labrum in his right shoulder on Oct 28 and had surgery on Nov. 1 to repair the damage. He began non-contact drills in early January, began practicing with the team on Feb. 1 and was medically cleared to play on Feb. 8.

■ Fell on his right shoulder in practice and missed the Feb. 23 Cincinnati game, but returned in the following game to play four minutes against Pitt on Feb. 26.

■ Averaged 32.6 points, 14.6 rebounds, 5.6 assists and 3.7 steals as a senior to lead Morgan Park to a 20-7 record and the 3-A sectional finals.

■ 2011 McDonald's and Parade Magazine All-America selection and was named the 2011 Chicago Sun-Times Player of the Year.

■ Ranked No. 16 nationally by Scout.com, No. 26 in the ESPN 100, 36th by Rivals.com, No. 29 by USA Today recruiting analyst Rob Harrington, and was third among shooting guards nationally by Scout.com. He was in the top five in the voting for the 2010 and 2011 Illinois Mr. Basketball award.

■ Top scoring effort as a senior was 56 points against Chicago Ellison, adding 21 rebounds, nine blocked shots and seven steals in the game.

■ Suffered a dislocated left shoulder in a collision in practice prior to competing in the McDonald's All-American game. He had surgery soon thereafter to repair his injury.

■ Born Feb. 11, 1992 ... Major is undecided.

## 25 Wayne Blackshear

### Season / Career Highs

Points .... 13 vs. West Virginia (2/11)  
 Reb. .... 4 vs. West Virginia (2/11)  
 Asst. .... 1 vs. Syracuse (3/3), Cincinnati (3/10)  
 Blocks .... 1 vs. West Virginia (2/11)  
 Steals .... 1 vs. (3 times) *latest:* vs. New Mexico (3/17)  
 FGM ..... 5 vs. West Virginia (2/11)  
 FGA ..... 9 vs. West Virginia (2/11)  
 3FGM .... 3 vs. West Virginia (2/11)  
 3FGA ..... 5 vs. West Virginia (2/11)  
 FT ..... 2 vs. Notre Dame (3/9)  
 FTA ..... 3 vs. DePaul (2/18)

Opponent	Date	Game-by-Game		3-Point			Rebounds																
		GS	Min	FG	FGA	Pct	FT	FTA	Pct	Off	Def	Tot	Avg	PF	FO	A	TO	Blk	Stl	Pts	Avg		
at WEST VIRGINIA	2/11/12	20	5	9	.556	3	5	.600	0	0	.000	1	3	4	4.0	0	0	0	1	1	1	13	13.0
SYRACUSE	2/13/12	6	0	1	.000	0	1	.000	0	0	.000	0	0	0	2.0	2	0	0	0	0	0	0	6.5
at DePaul	2/18/12	9	2	8	.250	1	4	.250	1	3	.333	1	1	2	2.0	0	0	0	2	0	1	6	6.3
PITTSBURGH	2/26/12	5	0	4	.000	0	1	.000	0	0	.000	1	1	2	2.0	1	0	0	0	0	0	0	4.8
SOUTH FLORIDA	2/29/12	1	0	1	.000	0	0	.000	0	0	.000	0	0	0	1.6	0	0	0	0	0	0	0	3.8
at Syracuse	3/2/12 *	13	1	5	.200	1	3	.333	1	2	.500	0	0	0	1.3	1	0	1	1	0	0	4	3.8
vs Seton Hall	3/7/12	1	0	0	.000	0	0	.000	0	0	.000	0	0	0	1.1	2	0	0	0	0	0	0	3.3
vs MARQUETTE	3/8/12	4	0	1	.000	0	1	.000	0	0	.000	0	0	0	1.0	0	0	0	0	0	0	0	2.9
vs NOTRE DAME	3/9/12	4	0	1	.000	0	1	.000	2	2	1.000	1	1	2	1.1	0	0	0	2	0	0	2	2.8
vs CINCINNATI	3/10/12	6	0	1	.000	0	1	.000	0	0	.000	1	0	1	1.1	0	0	1	0	0	0	0	2.5
vs DAVIDSON	3/15/12	3	0	0	.000	0	0	.000	0	0	.000	0	0	0	1.0	0	0	0	1	0	0	0	2.3
vs NEW MEXICO	3/17/12	8	1	2	.500	0	1	.000	0	0	.000	1	2	3	1.2	1	0	0	0	0	1	2	2.3
vs MICHIGAN ST.	3/22/12	8	0	2	.000	0	0	.000	0	0	.000	0	0	0	1.1	1	0	0	0	0	0	0	2.1
vs FLORIDA	3/24/12	3	0	1	.000	0	0	.000	1	2	.500	0	3	3	1.2	0	0	0	0	0	0	1	2.0

### 25 Wayne Blackshear Career Statistics

Year	GP	GS	Min	Avg	FG	FGA	Pct	3FG	3FGA	Pct	FT	FTA	Pct	OReb	DReb	Reb	Avg	PF	FO	Ast	TO	Blk	Stl	Pts	Avg
2011-12	14	1	91	6.5	9	36	.250	5	18	.278	5	9	.556	6	11	17	1.2	8	0	2	7	1	3	28	2.0
TOTAL	14	1	91	6.5	9	36	.250	5	18	.278	5	9	.556	6	11	17	1.2	8	0	2	7	1	3	28	2.0

### 33 Mike Marra



**G 6-5 200 Jr. - 2L Smithfield, R.I. (Northfield Mt. Hermon)**


- Suffered a torn ACL in his left knee against Lamar on Nov. 13 and will miss the remainder of the season. He had surgery Nov. 29 to repair the damage and normal recovery time is 9-12 months.
- One of the Cards' more savvy and dependable players, Marra scored six points in each of Louisville's first two games. He averaged 6.2 points and two assists as a sophomore, starting 11 games.
- Double-figure scorer in 11 games as a sophomore and handed out at least four assists in seven games.
- Stellar game off the bench against Marquette in the BIG EAST Tournament quarterfinals, totaling 22 points - second highest of his career -- a career-best six three-point goals in 10 attempts, two blocked shots and three assists without a turnover.
- His 45 three-pointers in 31 games were more than double what he made as a freshman (20) and he more than doubled his freshman year scoring total.
- Saw action in 27 games as a freshman for the Cardinals when 82 of his 94 field goal attempts were from three-point range.
- Born May 22, 1990 ... Major is sport administration.

Opponent	Date	3-Point		Rebounds											Avg								
		GS	Min	FG	FGA	Pct	FT	FTA	Pct	Off	Def	Tot	PF	FO		A	TO	Blk	Stl	Pts			
UT MARTIN	11/11/11	14	2	4	.500	1	3	.333	1	2	.500	1	2	3	3.0	0	0	1	0	0	1	6	6.0
LAMAR	11/13/11	11	3	4	.750	0	1	.000	0	0	.000	0	2	2	2.5	0	0	1	2	0	0	6	6.0

#### 33 Mike Marra Career Statistics

Year	GP	GS	Min	Avg	FG	FGA	Pct	3FG	3FGA	Pct	FT	FTA	Pct	OReb	DReb	Reb	Avg	PF	FO	Ast	TO	Blk	Stl	Pts	Avg
2009-10	27	0	268	9.9	27	94	.287	20	82	.244	11	15	.733	8	21	29	1.1	25	0	16	11	6	10	85	3.1
2010-11	31	11	635	20.5	63	199	.317	45	161	.280	26	33	.788	16	50	66	2.1	43	0	61	38	10	28	197	6.4
2011-12	2	0	25	12.5	5	8	.625	1	4	.250	1	2	.500	1	4	5	2.5	0	0	2	2	0	1	12	6.0
TOTAL	60	11	928	15.5	95	301	.316	66	247	.267	38	50	.760	25	75	100	1.7	68	0	79	51	16	39	294	4.9

### 44 Stephan Van Treese



**F 6-8 235 Jr. - 2L Indianapolis, Ind. (Lawrence North HS)**

- Had another setback on Nov. 26 when he reinjured his left knee. He is out indefinitely.
- Saw his first action of the year at Butler after recovering from a strained patellar tendon in his left knee and produced four points, a rebound and a blocked shot while playing six minutes in his home town.
- Had missed all of practice since the Cards began on Oct. 14, but he had his first individual workout on Nov. 14, and returned to full practice on Nov. 16.
- Averaged 4.2 points and 4.6 rebounds in BIG EAST games as a sophomore, scoring in double figures in three league games. He started 12 games, including 11 BIG EAST games.
- His 70.5 percent field goal accuracy (31-of-44) in league games as a sophomore was among the BIG EAST leaders before he dropped below the per-game minimum.
- Grabbed at least one steal in 15 games as a sophomore (21 total).
- Produced career highs of 14 rebounds and 12 points against USF in his second career start (1/9/11), marking his first career double-double.
- Saw action in 16 games as a freshman.
- Averaged 12.3 points, 8.3 rebounds, 2.1 assists and 2.0 blocked shots as a senior in helping Indianapolis North earn a 25-3 record and the regional finals. An AP All-State selection as a senior and a three-year starter at Lawrence North.
- Born Sept. 26, 1990 ... Major is sport administration.

Opponent	Date	3-Point		Rebounds											Avg								
		GS	Min	FG	FGA	Pct	FT	FTA	Pct	Off	Def	Tot	PF	FO		A	TO	Blk	Stl	Pts			
at BUTLER	11/19/11	6	1	11	.000	0	0	.000	2	3	.667	1	0	1	1.0	2	0	0	1	1	0	4	4.0
ARKANSAS STATE	11/22/11	10	0	2	.000	0	0	.000	0	1	.000	1	1	2	1.5	3	0	0	0	0	1	0	2.0
OHIO	11/25/11	4	0	0	.000	0	0	.000	0	0	.000	2	1	3	2.0	0	0	0	0	0	0	0	1.3

#### 44 Stephan Van Treese Career Statistics

Year	GP	GS	Min	Avg	FG	FGA	Pct	3FG	3FGA	Pct	FT	FTA	Pct	OReb	DReb	Reb	Avg	PF	FO	Ast	TO	Blk	Stl	Pts	Avg
2009-10	16	0	44	2.8	4	6	.667	0	0	.000	0	1	.000	3	6	9	0.6	8	0	3	5	2	1	8	0.5
2010-11	33	12	440	13.3	44	63	.698	0	0	.000	9	29	.310	55	62	117	3.5	50	0	9	21	5	21	97	2.9
2011-12	3	0	20	6.7	1	3	.333	0	0	.000	2	4	.500	4	2	6	2.0	5	0	0	1	1	1	4	1.3
TOTAL	52	12	504	9.7	49	72	.681	0	0	.000	11	34	.324	62	70	132	2.5	63	0	12	27	8	23	109	2.1

### 33 Mike Marra Season Highs

- Points ..... 6 vs. UT Martin (11/11), Lamar (11/13)
- Reb. .... 3 vs. UT Martin (11/11)
- Asst. .... 1 vs. UT Martin (11/11), Lamar (11/13)
- Blocks .... none
- Steals .... 1 vs. UT Martin (11/11)
- FGM ..... 3 vs. Lamar (11/13)
- FGA ..... 4 vs. UT Martin (11/11), Lamar (11/13)
- 3FGM ..... 1 vs. UT Martin (11/11)
- 3FGA ..... 3 vs. UT Martin (11/11)
- FT ..... 1 vs. UT Martin (11/11)
- FTA ..... 2 vs. UT Martin (11/11)

### 33 Mike Marra Career Highs

- Points .... 23 vs. South Alabama (12/4/10)
- Reb. .... 8 vs. DePaul (2/5/11)
- Asst. .... 5 (4 times) *latest:* vs. Providence (1/22/11)
- Blocks .... 2 vs. Gardner-Webb (12/18/10) vs. Marquette (3/10/11)
- Steals .... 3 (9 times) *latest:* vs. Rutgers (2/22/11)
- FGM ..... 8 vs. South Alabama (12/4/10)
- FGA ..... 18 vs. South Alabama (12/4/10)
- 3FGM ..... 6 vs. Marquette (3/10/11)
- 3FGA ..... 14 vs. South Alabama (12/4/10)
- FT ..... 5 vs. Seton Hall (1/5/11)
- FTA ..... 5 vs. Seton Hall (1/5/11)

### 44 Stephan Van Treese Season Highs

- Points ..... 4 vs. Butler (11/19)
- Reb. .... 3 vs. Ohio (11/25)
- Asst. .... none
- Blocks .... 1 vs. Butler (11/19)
- Steals .... 1 vs. Arkansas State (11/22)
- FGM ..... 1 vs. Butler (11/19)
- FGA ..... 2 vs. Arkansas State (11/22)
- 3FGM ..... none
- 3FGA ..... none
- FT ..... 2 vs. Butler (11/19)
- FTA ..... 3 vs. Butler (11/19)

### 44 Stephan Van Treese Career Highs

- Points ..... 12 vs. USF (1/9/11)
- Reb. .... 14 vs. USF (1/9/11)
- Asst. .... 2 vs. DePaul (2/5/11)
- Blocks .... 1 (7 times) *latest:* vs. Butler (11/19/11)
- Steals .... 3 vs. Marshall (11/27/10) vs. Villanova (1/12/11)
- FGM ..... 6 vs. USF (1/9/11)
- FGA ..... 10 vs. USF (1/9/11)
- 3FGM ..... none
- 3FGA ..... none
- FT ..... 2 vs. Villanova (1/12/11), Butler (11/19/11)
- FTA ..... 4 vs. South Alabama (12/4/10) vs. Connecticut (2/18/11)



**University of Louisville**  
**Louisville Combined Team Statistics (as of Mar 24, 2012)**  
**All games**



Overall record: 30-9 Conf: 10-8 Home: 16-4 Away: 6-5 Neutral: 8-0

#	Player	gp-gs	min	avg	Total		3-Point		F-Throw		Rebounds				pf	dq	a	to	blk	stl	pts	avg
					fg-fga	fg%	3fg-fga	3fg%	ft-fga	ft%	off	def	tot	avg								
14	KURIC, Kyle	37-35	1342	36.3	162-383	.423	75-229	.328	72-90	.800	41	113	154	4.2	78	0	45	38	19	46	471	12.7
02	SMITH, Russ	38-7	796	20.9	145-404	.359	41-133	.308	109-142	.768	26	69	95	2.5	108	3	75	87	1	85	440	11.6
05	SMITH, Chris	39-37	1076	27.6	119-291	.409	66-166	.398	74-100	.740	40	102	142	3.6	56	0	75	43	0	34	378	9.7
24	BEHANAN, Chane	39-36	1005	25.8	142-277	.513	6-34	.176	80-136	.588	115	174	289	7.4	75	2	32	70	18	32	370	9.5
10	DIENG, Gorgui	39-39	1272	32.6	142-266	.534	1-2	.500	72-107	.673	130	221	351	9.0	130	5	40	77	124	45	357	9.2
03	SIVA, Peyton	37-37	1172	31.7	117-290	.403	16-67	.239	86-117	.735	19	99	118	3.2	112	5	208	128	5	64	336	9.1
33	MARRA, Mike	2-0	25	12.5	5-8	.625	1-4	.250	1-2	.500	1	4	5	2.5	0	0	2	2	0	1	12	6.0
04	BUCKLES, Rakeem	11-1	149	13.5	16-37	.432	2-5	.400	10-18	.556	18	24	42	3.8	20	0	3	15	2	7	44	4.0
21	SWOPSHIRE, Jared	38-2	519	13.7	45-115	.391	5-24	.208	33-48	.688	30	79	109	2.9	41	0	17	22	9	13	128	3.4
25	BLACKSHEAR, Wayne	14-1	91	6.5	9-36	.250	5-18	.278	5-9	.556	6	11	17	1.2	8	0	2	7	1	3	28	2.0
01	NUNEZ, Angel	12-0	55	4.6	8-21	.381	6-16	.375	2-4	.500	2	6	8	0.7	1	0	2	6	2	1	24	2.0
13	JACKSON, Mark	3-0	12	4.0	2-4	.500	1-1	1.000	0-0	.000	0	3	3	1.0	1	0	0	2	0	0	5	1.7
44	VAN TREESE, Stepha	3-0	20	6.7	1-3	.333	0-0	.000	2-4	.500	4	2	6	2.0	5	0	0	1	1	1	4	1.3
15	HENDERSON, Tim	11-0	57	5.2	4-11	.364	3-7	.429	3-6	.500	3	6	9	0.8	7	0	6	6	0	1	14	1.3
23	WARE, Kevin	20-0	105	5.3	8-27	.296	0-5	.000	4-12	.333	4	10	14	0.7	12	0	9	21	4	7	20	1.0
22	JUSTICE, Elisha	24-0	122	5.1	10-26	.385	1-11	.091	2-3	.667	1	8	9	0.4	15	0	9	12	0	6	23	1.0
12	PRICE, Zach	19-0	82	4.3	4-13	.308	0-0	.000	4-15	.267	6	9	15	0.8	18	1	0	3	3	2	12	0.6
Team																						
Total.....		39	7900		939-2212	.425	229-722	.317	559-813	.688	499	973	1472	37.7	690	16	525	550	189	348	2666	68.4
Opponents.....		39	7900		829-2184	.380	216-713	.303	497-746	.666	503	908	1411	36.2	731	-	444	607	137	277	2371	60.8

TEAM STATISTICS	LOU	OPP	Date	Opponent	Score	Att.
SCORING	2666	2371	11/11/11	UT MARTIN	W 83-48	20485
Points per game	68.4	60.8	11/13/11	LAMAR	W 68-48	19842
Scoring margin	+7.6	-	11/19/11	at BUTLER	W 69-53	9071
FIELD GOALS-ATT	939-2212	829-2184	11/22/11	ARKANSAS STATE	W 54-27	20323
Field goal pct	.425	.380	11/25/11	OHIO	W 59-54	21334
3 POINT FG-ATT	229-722	216-713	11/28/11	LONG BEACH STATE	W 79-66	20468
3-point FG pct	.317	.303	12/2/11	VANDERBILT	Wot 62-60	22728
3-pt FG made per game	5.9	5.5	12/7/11	IUPUI	W 90-60	20604
FREE THROWS-ATT	559-813	497-746	12/10/11	FAIRLEIGH DICKINSON	W 80-58	20287
Free throw pct	.688	.666	12/17/11	MEMPHIS	W 95-87	22733
F-Throws made per game	14.3	12.7	12/20/11	COLLEGE OF CHARLESTON	W 69-62	20752
REBOUNDS	1472	1411	12/23/11	WESTERN KENTUCKY	W 70-60	22150
Rebounds per game	37.7	36.2	* 12/28/11	GEORGETOWN	L 68-71	22517
Rebounding margin	+1.6	-	12/31/11	at KENTUCKY	L 62-69	24387
ASSISTS	525	444	* 1/03/12	at ST. JOHN'S	W 73-58	9258
Assists per game	13.5	11.4	* 1/07/12	NOTRE DAME	Lo2 65-67	22687
TURNOVERS	550	607	* 1/10/12	at Providence	L 59-90	8163
Turnovers per game	14.1	15.6	* 1/14/12	DEPAUL	W 76-59	21223
Turnover margin	+1.5	-	* 1/16/12	at Marquette	L 63-74	16688
Assist/turnover ratio	1.0	0.7	* 1/21/12	at Pittsburgh	W 73-62	12508
STEALS	348	277	* 1/25/12	VILLANOVA	W 84-74	21219
Steals per game	8.9	7.1	* 1/28/12	at Seton Hall	W 60-51	9573
BLOCKS	189	137	* 2/04/12	RUTGERS	W 78-66	21298
Blocks per game	4.8	3.5	* 2/06/12	CONNECTICUT	W 80-59	21804
ATTENDANCE	430052	304771	* 2/11/12	at WEST VIRGINIA	W 77-74	11254
Home games-Avg/Game	20-21503	11-14632	* 2/13/12	SYRACUSE	L 51-52	22738
Neutral site-Avg/Game	-	8-17977	* 2/18/12	at DePaul	Wot 90-82	13674
Score by Periods	1st	2nd	OT	OT2	Totals	
Louisville	1253	1373	33	7	2666	
Opponents	1116	1223	23	9	2371	
						3/2/12 vs MICHIGAN STATE W 57-44 14913
						3/7/12 at Syracuse L 49-58 33205
						3/8/12 vs Seton Hall W 61-55 20057
						3/9/12 vs MARQUETTE W 84-71 20057
						3/10/12 vs NOTRE DAME W 64-50 20057
						3/15/12 vs CINCINNATI W 50-44 20057
						3/17/12 vs DAVIDSON W 69-62 17050
						3/22/12 vs NEW MEXICO W 59-56 18167
						03/24/12 vs MICHIGAN STATE W 57-44 14913
						03/24/12 vs FLORIDA W 72-68 13456

\* = Conference game

# 2011-12 Louisville Men's Basketball Results

**RECORD:** 30-9 Overall (BIG EAST 10-8, Home 16-4, Away 6-5, Neutral 8-0)

Date	Opponent	UL	Result	Margin	W-L	High Scorer	High Rebounder	High Assists	Attendance
O 26	PIKEVILLE	W	74-55	+19	exh.	16 Behanan	15 Dieng	5 Siva	18,866
N 3	BELLARMINE	W	62-54	+8	exh.	14 Behanan,	9 Behanan,	3 Justice, C.Smith	20,389
						Swopshire	Swopshire		
N 11	UT MARTIN +	W	83-48	+35	1-0	14 Behanan, Kuric	12 Behanan	9 Siva	20,485
N 13	LAMAR +	W	68-48	+20	2-0	13 Swopshire	13 Behanan	3 Siva, Kuric	19,842
N 19	at Butler	W	69-53	+16	3-0	17 Kuric	7 Behanan	3 Kuric	9,071
N 22	ARKANSAS STATE +	W	54-27	+27	4-0	12 Kuric	7 Dieng, Swopshire	7 C. Smith	20,323
N 25	OHIO +	W	59-54	+5	5-0	16 Kuric	16 Dieng	6 Siva	21,334
N 28	LONG BEACH STATE	W	79-66	+13	6-0	18 C. Smith	8 Dieng	5 Siva	20,468
D 2	VANDERBILT #	OT W	62-60	+2	7-0	15 Kuric	10 Behanan	5 Siva	22,728
D 7	IUPUI	W	90-60	+30	8-0	19 C. Smith	12 Dieng	8 Siva	20,604
D 10	FAIRLEIGH DICKINSON	W	80-58	+22	9-0	18 Kuric	12 Dieng	9 Siva	20,287
D 17	MEMPHIS <	W	95-87	+8	10-0	24 R. Smith	14 Dieng	9 Siva	22,733
D 20	COLLEGE OF CHARLESTON	W	69-62	+7	11-0	17 Kuric	12 Dieng	6 Siva	20,752
D 23	WESTERN KENTUCKY ^	W	70-60	+10	12-0	23 R. Smith	15 Dieng	4 Siva	22,150
D 28	GEORGETOWN *	L	68-71	-3	12-1	17 Kuric	8 Dieng, Behanan	6 Siva	22,517
D 31	at Kentucky	L	62-69	-7	12-2	30 R. Smith	5 Dieng, Behanan, R.Smith	4 Siva	24,387
J 3	at St. John's *	W	73-58	+15	13-2	17 R. Smith	9 Dieng, Swopshire	7 R. Smith	9,258
J 7	NOTRE DAME *	2OT L	65-67	-2	13-3	17 Behanan, Kuric	10 Kuric, Behanan	5 Siva	22,687
J 10	at Providence *	L	59-90	-31	13-4	16 C. Smith	9 Kuric	4 C. Smith	8,163
J 14	DEPAUL *	W	76-59	+17	14-4	25 R. Smith	14 Dieng	7 Siva	21,223
J 16	at Marquette *	L	63-74	-11	14-5	20 R. Smith	12 Behanan	8 Siva	16,688
J 21	at Pittsburgh *	W	73-62	+11	15-5	21 Kuric	14 Dieng	7 Siva	12,508
J 25	VILLANOVA *	W	84-74	+10	16-5	16 Siva	13 Dieng	5 Siva, R. Smith	21,219
J 28	at Seton Hall *	W	60-51	+9	17-5	14 R. Smith	14 Dieng	4 Siva	9,573
F 4	RUTGERS *	W	78-66	+12	18-5	23 Behanan	13 C. Smith	6 C. Smith	21,298
F 6	CONNECTICUT *	W	80-59	+21	19-5	16 C. Smith	12 Behanan	9 Siva	21,804
F 11	at West Virginia *	W	77-74	+3	20-5	17 Kuric	6 Dieng, Behanan	5 Siva	11,254
F 13	SYRACUSE *	L	51-52	-1	20-6	16 Behanan	10 Dieng	4 Siva	22,738
F 18	at DePaul *	OT W	90-82	+8	21-6	25 Kuric	8 Dieng	6 Siva	13,674
F 23	at Cincinnati *	L	56-60	-4	21-7	14 Siva	13 Dieng	4 Siva	13,176
F 26	PITTSBURGH *	W	57-54	+3	22-7	18 R. Smith	5 Dieng, Siva	5 Siva	22,746
F 29	USF *	L	51-58	-7	22-8	14 Kuric, C.Smith	7 Behanan	3 Siva	22,114
M 3	at Syracuse *	L	49-58	-9	22-9	10 Behanan, R.Smith	12 Dieng	3 Siva	33,205
M 7	Seton Hall \$	W	61-55	+6	23-9	14 Siva	10 Dieng	3 Siva	20,057
M 8	Marquette \$	W	84-71	+13	24-9	20 Kuric	12 Swopshire	6 Siva	20,057
M 9	Notre Dame \$	W	64-50	+14	25-9	16 Dieng	8 Siva	9 Siva	20,057
M 10	Cincinnati \$	W	50-44	+6	26-9	15 C. Smith	10 Dieng	5 Siva	20,057
M 14	Davidson =	W	69-62	+7	27-9	17 Siva	11 Behanan	6 Siva	17,050
M 16	New Mexico =	W	59-56	+3	28-9	17 R. Smith	10 Dieng	5 Siva	18,167
M 22	Michigan State &	W	57-44	+13	29-9	15 Behanan	9 Dieng, Behanan	9 Siva	14,913
M 24	Florida &	W	72-68	+4	30-9	19 R. Smith	7 Behanan	8 Siva	13,456

+ Global Sports Invitational (Louisville, Ky.)  
 # BIG EAST/SEC Challenge (Louisville, Ky.)  
 < Basketball Hall of Fame Shootout (Louisville, Ky.)  
 ^ Billy Minardi Classic (Louisville, Ky.)

\$ BIG EAST Championship (New York, N.Y.)  
 = NCAA West Region Second/Third Rounds (Portland, Ore.)  
 & NCAA West Region Semifinals/Finals (Phoenix, Ariz.)  
 \* BIG EAST Conference game

# 2011-12 Louisville Men's Basketball Miscellaneous Statistics

## Louisville's Record When the Cardinals ...

Lead at halftime .....	24-3
Trail at halftime .....	6-6
Are tied at halftime .....	0-0
Shoot better from the field than opponent .....	21-5
Shoot worse from the field than opponent .....	9-4
Shoot 50 percent or better from the field .....	6-0
Shoot below 50 percent from the field .....	24-9
Opp. shoots 50 pct. or better from the field .....	1-1
Opp. shoots below 50 pct. from the field .....	29-8
Make 7 or fewer three-point goals .....	21-9
Make more than 7 three-point goals .....	9-0
Attempt 20 or fewer three-point goals .....	20-5
Attempt more than 20 three-point goals .....	10-4
Shoot more free throws than their opp. ....	20-2
Opponent shoots more free throws .....	10-7
Outrebound their opponent .....	20-5
Are outrebounded by their opponent .....	8-4
Bench outscores the opponent bench .....	24-5
Opponent bench outscores their bench .....	7-4
Commit fewer turnovers than their opp. ....	20-5
Commit more turnovers than their opp. ....	8-4
Commit same number of turnover as opp. ....	2-0
Commit 15 or fewer turnovers .....	19-6
Commit more than 15 turnovers .....	11-3
Lead with 5:00 Remaining .....	25-1
Trail with 5:00 Remaining .....	4-8
Tied with 5:00 Remaining .....	1-0
1-3 point margins .....	4-3
4-5 point margins .....	2-1
6-10 point margins .....	9-2
11-19 point margins .....	9-1
20 or more point margins .....	6-1
Overtime games .....	2-1
Vs. Top 25 teams .....	7-5
Home games .....	16-4
Away games .....	6-5
Neutral games .....	8-0
Score 59 or fewer points .....	6-5
Score 60-69 points .....	8-4
Score 70-79 points .....	8-0
Score 80-89 points .....	5-0
Score 90 or more points .....	3-0
Allow 59 or fewer points .....	16-3
Allow 60-69 points .....	9-3
Allow 70-79 points .....	3-2
Allow 80 or more points .....	2-1

## Double-Doubles

Dieng .....	10	Behanan .....	7
Kuric .....	1		

## Points Off Turnovers

Louisville .....	661	Opponents .....	496
------------------	-----	-----------------	-----

## Bench Scoring

Louisville .....	669 (17.2)	Opp. ....	503 (12.9)
------------------	------------	-----------	------------

## Rebounding Advantage

Louisville .....	25	Opponents .....	12
------------------	----	-----------------	----

## Attendance

Home .....	430,052	(21,503 avg.)
Away .....	160,957	(14,632 avg.)
Neutral .....	143,814	(17,977 avg.)
Total .....	734,823	(18,842 avg.)

## Double-Figure Scoring Games

Kuric .....	28
R. Smith .....	25
Behanan .....	20
Siva .....	17
C. Smith .....	17
Dieng .....	16
Swopshire .....	2
Blackshear .....	1
Buckles .....	1

## Games Leading UL in Scoring \*

Kuric .....	13
R. Smith .....	11
Behanan .....	6
C. Smith .....	6
Siva .....	4
Dieng .....	2
Swopshire .....	2

## Games Leading UL in Rebounding \*

Dieng .....	24
Behanan .....	14
Kuric .....	2
Siva .....	2
Swopshire .....	2
C. Smith .....	1
R. Smith .....	1

## Games Leading UL in Assists \*

Siva .....	34
C. Smith .....	3
Kuric .....	2
R. Smith .....	2

## Scored Louisville's First Points

<b>Who</b>	
Dieng .....	11
Siva .....	7
C. Smith .....	7
Kuric .....	5
Behanan .....	4
R. Smith .....	4
Blackshear .....	1

## How

Layup .....	16
3-pointer .....	10
Jumper .....	8
Dunk .....	4
Free Throw .....	1

## Dunks 124

Behanan .....	50
Dieng .....	41
Kuric .....	11
Siva .....	8
C. Smith .....	5
R. Smith .....	4
Swopshire .....	4
Price .....	1

\*includes ties

## Jump Balls Controlled

Louisville .....	25	(Dieng 25)
Opponents .....	14	

## Starting Lineups

W-L	Forward	Forward	Center	Guard	Guard
24-6	Behanan	Kuric	Dieng	Siva	C. Smith
2-0	Behanan	Kuric	Dieng	R. Smith	C. Smith
2-1	Behanan	R. Smith	Dieng	Siva	C. Smith
1-0	Buckles	Kuric	Dieng	Siva	R. Smith
1-0	Behanan	Kuric	Dieng	Siva	R. Smith
0-1	Swopshire	Kuric	Dieng	Siva	C. Smith
0-1	Swopshire	Blackshear	Dieng	Siva	C. Smith

## Scoring Summary

	1st Half	2nd Half	OT1	OT2	Total
Louisville	1253	1373	33	7	2666
Opponents	1116	1223	23	9	2371

## Leads and Deficits

UL's Biggest Halftime Lead .....	24 (47-23) vs. UT Martin (11/11)
UL's Biggest Halftime Lead Blown .	5 (28-23) vs. Ohio (11/25)
UL's Biggest Halftime Deficit	
Overcome .....	10 (32-42) vs. DePaul (2/18)
UL's Biggest 2nd Half Lead .....	37 (83-46) vs. UT Martin (11/11)
UL's Biggest 2nd Half Lead Blown .	13 (47-34) vs. Memphis (12/17)
UL's Biggest 2nd Half Deficit .....	34 (56-90) vs. Providence (1/10)
UL's Biggest 2nd Half Deficit	
Overcome .....	12 (32-44) vs. DePaul (2/18)
UL's Biggest Overall Lead .....	37 (83-46) vs. UT Martin (11/11)
UL's Biggest Lead Blown .....	16 (18-2) vs. Marquette (1/16)
UL's Biggest Overall Deficit .....	34 (56-90) vs. Providence (1/10)
UL's Biggest Deficit Overcome .....	17 (17-34) vs. DePaul (2/18)

## Home, Road and Half Statistics

Halftime Leads .....	UL 27, Opp 12, Tied 0
FG% in KFC Yum! Center .....	.430 (494-1148)
FG% Away from Home .....	.418 (445-1064)
3 Pt FG% in KFC Yum! Center .	.321 (121-377)
3 Pt FG% Away from Home .....	.313 (108-345)
FT% in KFC Yum! Center .....	.680 (310-456)
FT% Away from Home .....	.697 (249-357)
Scoring Average	
in KFC Yum! Center .....	71.0 (1419 pts.)
Scoring Avg. on the Road .....	65.6 (1247 pts.)
Opp. Scoring Average	
in KFC Yum! Center .....	59.5 (1190 pts.)
Opp. Scoring Average	
on the Road .....	62.2 (1181 pts.)
Most 1st Half Points .....	50 vs. Marquette (3/8)
Most 2nd Half Points .....	53 vs. Memphis (12/17)
Fewest 1st Half Points .....	17 vs. USF (2/29)
Fewest 2nd Half Points .....	22 vs. Notre Dame (1/7)
Largest Halftime Lead .....	24 vs. UT Martin (11/11)
Largest Halftime Deficit .....	18 vs. Providence (1/10)

## 2011-12 Louisville Men's Basketball Game-by-Game Team Statistics

Teams	FG-FGA	Pct	3Pt-Att	Pct	FT-FTA	Pct	O	D	Reb	PF-D	Asst	TO	Blk	Stl	1H	2H	OT	TOT	
UT Martin	16-54	.296	6-18	.333	10-19	.526	11	18	29	20-0	11	21	2	7	23	25		48	
LOUISVILLE	31-57	.544	9-23	.391	12-21	.571	13	33	46	19-0	20	19	8	12	47	36		83	
Lamar	15-65	.231	3-19	.158	15-27	.556	21	23	44	21-2	6	11	4	8	23	25		48	
LOUISVILLE	23-57	.404	3-11	.273	19-24	.792	13	36	49	20-0	13	14	5	5	36	32		68	
Butler	18-46	.391	4-18	.222	13-17	.765	5	20	25	20-1	11	14	0	8	28	25		53	
LOUISVILLE	24-47	.511	5-18	.278	16-23	.696	6	25	31	17-0	10	14	5	4	29	40		69	
Arkansas State	10-41	.244	1-10	.100	6-18	.333	8	25	33	22-0	2	22	2	7	12	15		27	
LOUISVILLE	19-51	.373	5-13	.385	11-19	.579	11	30	41	21-0	13	15	5	10	22	32		54	
Ohio	21-55	.382	8-23	.348	4-8	.500	16	18	34	22-1	7	14	2	5	23	31		54	
LOUISVILLE	20-54	.370	5-19	.263	14-22	.636	21	21	42	11-0	14	12	6	7	28	31		59	
Long Beach State	25-55	.455	3-11	.273	13-18	.722	13	24	37	22-1	17	21	3	4	32	34		66	
LOUISVILLE	26-57	.456	7-17	.412	20-26	.769	12	20	32	20-1	16	11	2	14	44	35		79	
Vanderbilt	18-44	.409	10-26	.385	14-24	.583	8	23	31	14-0	10	18	2	7	26	24	10	60	
LOUISVILLE	25-60	.417	5-20	.250	7-11	.636	14	23	37	18-1	13	16	3	7	25	25	12	62	
IUPUI	22-61	.361	9-23	.391	7-10	.700	15	18	33	19-1	14	20	1	8	35	25		60	
LOUISVILLE	35-63	.556	3-11	.273	17-22	.773	14	26	40	14-0	17	12	2	12	40	50		90	
Fairleigh Dickinson	21-59	.356	6-16	.375	10-21	.476	13	23	36	20-0	13	12	2	5	25	33		58	
LOUISVILLE	27-63	.429	9-29	.310	17-27	.630	19	31	50	17-1	16	10	4	6	44	36		80	
Memphis	26-63	.413	6-15	.400	29-43	.674	16	29	45	28-0	11	17	8	10	32	55		87	
LOUISVILLE	28-70	.400	7-23	.304	32-40	.800	17	28	45	26-0	17	14	9	13	42	53		95	
College of Charleston	20-52	.385	12-23	.522	10-13	.769	10	24	34	14-1	11	22	2	7	37	25		62	
LOUISVILLE	27-62	.435	8-22	.364	7-16	.438	17	24	41	15-0	12	17	5	15	33	36		69	
Western Kentucky	23-52	.442	6-15	.400	8-17	.471	13	18	31	27-1	11	18	4	9	34	26		60	
LOUISVILLE	22-55	.400	5-16	.313	21-30	.700	19	21	40	17-1	11	20	4	7	37	33		70	
Georgetown	23-48	.479	7-11	.636	18-24	.750	10	28	38	18-0	11	16	2	4	32	39		71	
LOUISVILLE	25-60	.417	8-24	.333	10-17	.588	13	19	32	21-1	15	9	5	13	35	33		68	
Kentucky	17-57	.298	3-16	.188	32-43	.744	20	37	57	23-1	10	21	7	6	36	33		69	
LOUISVILLE	20-62	.323	4-18	.222	18-27	.667	10	21	31	29-1	6	14	8	12	33	29		63	
St. John's	18-64	.281	2-16	.125	20-25	.800	17	25	42	18-1	9	14	7	11	18	40		58	
LOUISVILLE	26-60	.433	9-22	.409	12-16	.750	13	31	44	21-1	22	19	10	9	29	44		73	
Notre Dame	20-63	.317	5-26	.192	22-29	.759	16	24	40	20-1	10	11	3	7	24	26	8	9	67
LOUISVILLE	22-52	.423	4-13	.308	17-27	.630	11	31	42	25-1	9	18	5	8	28	22	8	7	65
Providence	28-53	.528	9-15	.600	25-29	.862	11	29	40	17-0	21	12	5	5	43	47		90	
LOUISVILLE	22-58	.379	4-19	.211	11-19	.579	10	15	25	22-1	14	10	4	8	25	34		59	
DePaul	23-67	.343	10-23	.435	3-5	.600	15	18	33	17-0	11	17	4	8	30	29		59	
LOUISVILLE	29-57	.509	5-15	.333	13-17	.765	11	30	41	11-0	16	17	5	13	39	37		76	
Marquette	25-61	.410	8-22	.364	16-18	.889	12	24	36	12-0	19	14	4	11	34	40		74	
LOUISVILLE	26-63	.413	7-23	.304	4-10	.400	13	25	38	20-1	17	17	3	11	30	33		63	
Pittsburgh	27-59	.458	7-22	.318	1-6	.167	14	16	30	19-0	16	18	1	7	28	34		62	
LOUISVILLE	26-47	.553	6-17	.353	15-20	.750	8	22	30	14-0	17	17	5	12	31	42		73	
Villanova	26-66	.394	5-19	.263	17-23	.739	17	26	43	24-0	10	13	1	5	44	30		74	
LOUISVILLE	26-61	.426	8-23	.348	24-34	.706	14	27	41	21-2	19	9	3	7	39	45		84	
Seton Hall	16-58	.276	3-18	.167	16-27	.593	12	22	34	20-1	5	12	2	10	21	30		51	
LOUISVILLE	20-44	.455	4-12	.333	16-24	.667	7	36	43	19-0	11	24	7	5	36	24		60	
Rutgers	24-59	.407	10-25	.400	8-9	.889	7	18	25	23-0	12	14	1	10	36	30		66	
LOUISVILLE	25-51	.490	4-18	.222	24-32	.750	13	27	40	12-0	13	19	7	8	41	37		78	
Connecticut	20-57	.351	3-14	.214	16-22	.727	11	25	36	13-0	7	15	5	11	24	35		59	
LOUISVILLE	32-72	.444	11-25	.440	5-8	.625	17	28	45	16-0	22	13	2	10	29	51		80	
West Virginia	25-56	.446	7-22	.318	17-27	.630	17	22	39	16-1	13	11	2	6	44	30		74	
LOUISVILLE	27-61	.443	10-22	.455	13-15	.867	13	19	32	23-0	12	8	2	6	37	40		77	

- more -

## 2011-12 Louisville Men's Basketball Game-by-Game Team Statistics

Teams	FG-FGA	Pct	3Pt-Att	Pct	FT-FTA	Pct	O	D	Reb	PF-D	Asst	TO	Blk	Stl	1H	2H	OT	TOT
Syracuse	21-61	.344	1-15	.067	9-11	.818	16	21	37	18-0	12	8	3	12	22	30		52
LOUISVILLE	17-49	.347	5-19	.263	12-21	.571	16	24	40	15-0	10	16	4	3	24	27		51
DePaul	32-66	.485	6-20	.300	12-16	.750	14	22	36	23-1	20	20	5	9	42	35	5	82
LOUISVILLE	30-66	.455	12-32	.375	18-27	.667	18	22	40	16-1	17	17	6	11	32	45	13	90
Cincinnati	19-58	.328	11-27	.407	11-19	.579	16	20	36	16-0	12	11	8	5	32	28		60
LOUISVILLE	19-55	.345	1-14	.071	17-23	.739	17	25	42	16-0	9	14	3	9	30	26		56
Pittsburgh	21-51	.412	1-8	.125	11-17	.647	12	26	38	24-0	8	19	2	7	24	30		54
LOUISVILLE	17-44	.386	5-14	.357	18-28	.643	7	18	25	15-0	9	14	4	13	25	32		57
USF	22-49	.449	4-10	.400	10-16	.625	11	29	40	14-0	12	18	2	3	22	36		58
LOUISVILLE	18-53	.340	5-22	.227	10-14	.714	9	20	29	17-0	9	14	3	6	17	34		51
Syracuse	19-45	.422	8-21	.381	12-18	.667	8	24	32	11-0	12	15	8	6	26	32		58
LOUISVILLE	21-62	.339	2-23	.087	5-7	.714	18	22	40	16-1	7	14	3	10	19	30		49
Seton Hall	17-52	.327	3-19	.158	18-24	.750	11	31	42	22-0	7	17	3	2	22	33		55
LOUISVILLE	19-49	.388	6-19	.316	17-30	.567	4	26	30	20-0	10	9	6	9	23	38		61
Marquette	30-68	.441	2-13	.154	9-16	.563	18	26	44	26-0	11	26	4	10	40	31		71
LOUISVILLE	29-77	.377	5-18	.278	21-26	.808	26	24	50	16-0	15	19	9	14	50	34		84
Notre Dame	19-53	.358	2-17	.118	10-19	.526	19	14	33	9-0	10	12	1	9	19	31		50
LOUISVILLE	28-50	.560	5-15	.333	3-4	.750	8	20	28	14-0	20	14	4	6	35	29		64
Cincinnati	20-51	.392	3-14	.214	1-7	.143	6	22	28	14-0	6	11	7	7	14	30		44
LOUISVILLE	17-48	.354	5-14	.357	11-12	.917	9	28	37	11-0	11	14	4	4	24	26		50
Davidson	21-60	.350	4-19	.211	16-23	.696	13	23	36	23-1	12	10	6	4	25	37		62
LOUISVILLE	21-52	.404	1-5	.200	26-36	.722	13	27	40	19-1	8	10	4	5	33	36		69
New Mexico	23-58	.397	5-23	.217	5-8	.625	17	19	36	12-0	13	13	2	5	25	31		56
LOUISVILLE	22-48	.458	7-15	.467	8-12	.667	7	18	25	14-0	9	11	5	9	26	33		59
Michigan State	14-49	.286	5-21	.238	11-12	.917	8	28	36	15-0	12	15	7	8	18	26		44
LOUISVILLE	21-55	.382	9-23	.391	6-11	.545	11	28	39	11-0	15	10	7	9	23	34		57
Florida	24-48	.500	8-20	.400	12-18	.667	6	26	32	15-0	17	14	3	4	41	27		68
LOUISVILLE	27-60	.450	6-16	.375	12-15	.800	8	22	30	21-1	11	6	3	6	33	39		72

### Specialty Stats Game-by-Game (UL/Opp)

Opponent	Date	Paint	Off TO	2nd Chnc	Fast Brk	Bench	Opponent	Date	Paint	Off TO	2nd Chnc	Fast Brk	Bench
UT Martin	11/11/11	38/16	26/11	18/4	12/2	32/10	Villanova	1/25/12	22/40	12/14	18/20	4/8	20/14
Lamar	11/13/11	38/24	10/7	14/14	8/4	24/20	Seton Hall	1/28/12	20/24	16/23	9/7	10/5	14/5
Butler	11/19/11	32/16	16/9	10/5	6/0	16/11	Rutgers	2/4/12	38/22	26/21	18/2	10/4	15/22
Arkansas State	11/22/11	26/10	17/7	6/7	8/0	11/5	Connecticut	2/6/12	32/30	20/14	10/17	10/8	25/23
Ohio University	11/25/11	24/20	15/12	22/6	8/5	10/29	West Virginia	2/11/12	28/28	22/13	6/16	2/2	31/11
Long Beach State	11/28/11	34/40	27/18	15/7	10/10	21/4	Syracuse	2/13/12	24/38	8/14	18/15	3/6	5/26
Vanderbilt	12/2/11	34/12	20/15	12/9	6/4	7/2	DePaul	2/18/12	29/48	30/22	23/12	13/10	26/13
IUPUI	12/7/11	50/24	26/17	18/15	18/0	30/43	Cincinnati	2/23/12	30/16	8/17	16/5	2/5	14/5
Fairleigh Dickinson	12/10/11	34/22	15/9	17/10	9/4	20/7	Pittsburgh	2/26/12	20/26	24/10	12/6	6/4	18/23
Memphis	12/17/11	40/32	24/16	15/15	16/10	21/11	USF	2/29/12	20/28	12/12	2/8	5/6	16/30
C of Charleston	12/20/11	36/10	21/16	17/6	10/0	14/17	Syracuse	3/1/12	32/18	20/13	14/7	10/17	28/25
Western Kentucky	12/23/11	30/22	24/21	22/9	6/4	30/17	Seton Hall	3/7/12	24/22	14/11	5/10	4/0	17/7
Georgetown	12/28/11	32/26	13/13	11/15	4/0	17/25	Marquette	3/8/12	36/48	23/15	18/7	11/16	20/8
Kentucky	12/31/11	26/24	15/19	6/20	10/4	36/6	Notre Dame	3/9/12	38/28	17/11	5/18	8/6	8/6
St. John's	1/3/12	32/28	19/15	9/11	14/6	26/9	Cincinnati	3/10/12	20/30	13/11	7/4	6/2	4/0
Notre Dame	1/7/12	36/20	9/16	10/13	6/0	10/6	Davidson	3/14/12	36/28	8/6	16/19	7/0	12/15
Providence	1/10/12	28/34	23/15	8/9	12/17	19/5	New Mexico	3/16/12	22/30	16/12	5/17	4/6	19/13
DePaul	1/14/12	42/18	20/11	10/9	10/2	12/21	Michigan State	3/22/12	20/14	16/12	7/7	2/6	17/6
Marquette	1/16/12	30/28	12/18	12/9	24/14	3/15	Florida	3/24/12	28/26	15/0	8/2	2/2	22/5
Pittsburgh	1/21/12	38/38	17/10	6/12	11/9	21/15							

## 2011-12 Louisville Men's Basketball Points-Rebounds-Assists

Opponent	Date	Score		01	02	03	04	05	10	12
				NUNEZ,ANGE	SMITH,RUSS	SIVA,PEYTO	BUCKLES,RA	SMITH,CHRI	DIENG,GORG	PRICE,ZACH
UT MARTIN	11/11/11	83-48	w	1-3-0	7-2-1	10-2-9	DNP	7-5-4	6-5-2	2-1-0
LAMAR	11/13/11	68-48	w	DNP	0-2-2	11-2-3	DNP	10-5-2	7-9-1	DNP
at BUTLER	11/19/11	69-53	w	DNP	9-1-0	DNP	DNP	15-4-2	8-4-2	DNP
ARKANSAS STATE	11/22/11	54-27	w	1-2-0	9-3-1	DNP	DNP	5-3-7	10-7-1	2-2-0
OHIO	11/25/11	59-54	w	DNP	7-2-3	4-1-6	DNP	8-2-1	10-16-2	DNP
LONG BEACH STATE	11/28/11	79-66	w	DNP	11-1-3	11-3-5	DNP	18-2-3	9-8-0	0-1-0
VANDERBILT	12/2/11	62-60	w	0-0-0	2-0-4	14-7-5	DNP	5-1-1	7-8-3	DNP
IUPUI	12/7/11	90-60	w	7-0-0	12-1-1	6-2-8	3-4-0	19-5-4	18-12-2	0-1-0
FAIRLEIGH DICKINSON	12/10/11	80-58	w	3-2-0	DNP	16-3-9	DNP	8-2-3	14-12-0	6-5-0
MEMPHIS	12/17/11	95-87	w	DNP	24-2-3	13-3-9	12-6-0	11-5-2	14-14-1	DNP
COLLEGE OF CHARLESTO	12/20/11	69-62	w	DNP	12-4-0	1-2-6	2-5-0	11-2-4	14-12-1	DNP
WESTERN KENTUCKY	12/23/11	70-60	w	DNP	23-3-3	4-3-4	6-1-0	8-5-2	13-15-0	DNP
GEORGETOWN	12/28/11	68-71	L	DNP	14-3-2	15-3-6	2-3-0	4-1-3	7-8-3	DNP
at KENTUCKY	12/31/11	62-69	L	DNP	30-5-0	8-2-4	2-3-0	7-3-0	5-5-0	DNP
at ST. JOHN'S	1/03/12	73-58	w	DNP	17-4-7	7-3-4	3-1-0	6-4-3	12-9-2	DNP
NOTRE DAME	1/07/12	65-67	L	DNP	3-1-0	8-2-5	7-9-1	2-3-0	11-7-0	DNP
at Providence	1/10/12	59-90	L	6-1-0	2-0-0	2-2-1	2-4-1	16-0-4	4-2-0	DNP
DEPAUL	1/14/12	76-59	w	DNP	25-5-6	4-1-7	5-5-1	20-3-1	13-14-0	0-1-0
at Marquette	1/16/12	63-74	L	0-0-0	20-4-2	2-3-8	0-1-0	19-8-1	9-6-3	0-1-0
at Pittsburgh	1/21/12	73-62	w	DNP	11-2-3	7-1-7	DNP	2-3-1	13-14-2	0-0-0
VILLANOVA	1/25/12	84-74	w	DNP	8-4-5	16-4-5	DNP	14-7-3	12-13-3	DNP
at Seton Hall	1/28/12	60-51	w	DNP	14-3-0	9-3-4	DNP	11-1-2	11-14-1	DNP
RUTGERS	2/04/12	78-66	w	0-0-0	12-4-2	10-3-2	DNP	8-13-6	8-4-1	0-1-0
CONNECTICUT	2/06/12	80-59	w	6-0-1	6-4-2	7-1-9	DNP	16-6-2	15-6-0	0-0-0
at WEST VIRGINIA	2/11/12	77-74	w	DNP	16-4-2	10-2-5	DNP	13-1-1	2-6-1	0-1-0
SYRACUSE	2/13/12	51-52	L	0-0-0	3-3-1	8-2-4	DNP	10-6-0	9-10-3	DNP
at DePaul	2/18/12	90-82	w	DNP	16-4-4	9-6-6	DNP	20-7-3	8-8-1	DNP
at Cincinnati	2/23/12	56-60	L	0-0-0	11-1-0	14-5-4	DNP	2-4-1	11-13-0	0-0-0
PITTSBURGH	2/26/12	57-54	w	DNP	18-1-0	11-5-5	DNP	0-2-0	5-5-0	0-0-0
SOUTH FLORIDA	2/29/12	51-58	L	0-0-1	5-3-1	4-4-3	DNP	14-3-2	3-5-1	0-1-0
at Syracuse	3/3/12	49-58	L	DNP	10-1-1	4-5-4	DNP	3-3-0	6-12-0	DNP
vs Seton Hall	3/7/12	61-55	w	DNP	11-1-0	14-5-3	DNP	7-2-1	6-10-1	1-0-0
vs MARQUETTE	3/8/12	84-71	w	DNP	12-3-4	18-8-6	DNP	6-1-2	8-10-1	0-0-0
vs NOTRE DAME	3/9/12	64-50	w	DNP	3-0-5	13-8-9	DNP	9-3-1	16-6-0	1-0-0
vs CINCINNATI	3/10/12	50-44	w	DNP	4-2-2	10-4-5	DNP	15-3-2	5-10-0	DNP
vs DAVIDSON	3/15/12	69-62	w	DNP	6-2-0	17-2-6	DNP	4-6-0	9-7-0	DNP
vs NEW MEXICO	3/17/12	59-56	w	DNP	17-2-0	6-1-5	DNP	8-2-0	6-10-2	0-0-0
vs MICHIGAN STATE	3/22/12	57-44	w	DNP	11-3-3	4-3-9	DNP	9-5-1	5-9-0	DNP
vs FLORIDA	3/24/12	72-68	w	DNP	19-5-2	9-2-8	DNP	8-1-0	8-6-0	0-0-0

## 2011-12 Louisville Men's Basketball Points-Rebounds-Assists

Opponent	Date	Score		14	15	21	22	23	24	25
				KURIC,KYLE	HENDERSON,	SWOPSHIRE,	JUSTICE,EL	WARE,KEVIN	BEHANAN,CH	BLACKSHEAR
UT MARTIN	11/11/11	83-48	w	14-5-2	3-1-0	8-5-0	0-1-0	DNP	14-12-1	DNP
LAMAR	11/13/11	68-48	w	6-4-3	DNP	13-8-0	5-1-0	DNP	10-13-1	DNP
at BUTLER	11/19/11	69-53	w	17-6-3	0-0-0	8-6-1	4-1-1	DNP	4-7-1	DNP
ARKANSAS STATE	11/22/11	54-27	w	12-3-0	1-1-0	1-7-1	6-4-3	DNP	7-6-0	DNP
OHIO	11/25/11	59-54	w	16-5-1	DNP	3-3-1	0-0-0	DNP	11-7-0	DNP
LONG BEACH STATE	11/28/11	79-66	w	7-2-1	0-1-1	10-6-1	DNP	DNP	13-7-2	DNP
VANDERBILT	12/2/11	62-60	w	15-5-0	0-0-0	5-4-0	DNP	DNP	14-10-0	DNP
IUPUI	12/7/11	90-60	w	11-6-0	3-3-2	5-0-0	DNP	DNP	6-4-0	DNP
FAIRLEIGH DICKINSON	12/10/11	80-58	w	18-6-3	5-2-0	6-5-0	DNP	DNP	4-7-1	DNP
MEMPHIS	12/17/11	95-87	w	11-2-0	0-0-0	0-1-0	0-1-0	0-0-0	10-8-2	DNP
COLLEGE OF CHARLESTO	12/20/11	69-62	w	17-8-0	DNP	0-0-0	0-0-0	DNP	12-8-1	DNP
WESTERN KENTUCKY	12/23/11	70-60	w	15-2-1	DNP	1-1-0	0-0-0	0-0-0	0-7-1	DNP
GEORGETOWN	12/28/11	68-71	L	17-4-1	DNP	1-0-0	DNP	0-0-0	8-8-0	DNP
at KENTUCKY	12/31/11	62-69	L	2-2-1	DNP	4-2-0	0-1-0	0-0-0	4-5-1	DNP
at ST. JOHN'S	1/03/12	73-58	w	15-5-0	DNP	4-9-2	0-0-0	2-2-4	7-4-0	DNP
NOTRE DAME	1/07/12	65-67	L	17-10-2	DNP	0-0-0	DNP	0-0-0	17-10-1	DNP
at Providence	1/10/12	59-90	L	11-9-1	1-1-1	2-1-0	2-0-1	4-0-2	7-3-3	DNP
DEPAUL	1/14/12	76-59	w	DNP	1-0-0	0-2-1	DNP	6-4-0	2-5-0	DNP
at Marquette	1/16/12	63-74	L	DNP	DNP	2-0-1	DNP	1-2-0	10-12-2	DNP
at Pittsburgh	1/21/12	73-62	w	21-5-1	DNP	DNP	0-0-3	0-0-0	19-5-0	DNP
VILLANOVA	1/25/12	84-74	w	14-2-1	DNP	6-3-1	0-0-0	0-0-0	14-7-1	DNP
at Seton Hall	1/28/12	60-51	w	7-6-2	DNP	0-1-0	0-0-0	0-0-0	8-12-2	DNP
RUTGERS	2/04/12	78-66	w	14-3-2	DNP	1-0-0	0-0-0	2-1-0	23-11-0	DNP
CONNECTICUT	2/06/12	80-59	w	10-9-2	0-0-2	9-1-0	4-0-0	0-1-2	7-12-2	DNP
at WEST VIRGINIA	2/11/12	77-74	w	17-1-1	DNP	2-3-1	DNP	DNP	4-6-1	13-4-0
SYRACUSE	2/13/12	51-52	L	3-7-0	DNP	2-2-0	0-0-1	DNP	16-9-1	0-0-0
at DePaul	2/18/12	90-82	w	25-4-3	DNP	4-1-0	0-0-0	0-1-0	2-6-0	6-2-0
at Cincinnati	2/23/12	56-60	L	4-3-3	DNP	0-2-1	DNP	3-1-0	11-7-0	DNP
PITTSBURGH	2/26/12	57-54	w	17-4-2	DNP	0-2-0	DNP	0-0-0	6-4-2	0-2-0
SOUTH FLORIDA	2/29/12	51-58	L	14-2-0	DNP	0-3-0	DNP	2-0-0	9-7-1	0-0-0
at Syracuse	3/3/12	49-58	L	8-4-1	DNP	4-5-0	DNP	DNP	10-7-0	4-0-1
vs Seton Hall	3/7/12	61-55	w	13-1-2	DNP	5-2-2	DNP	DNP	4-4-1	0-0-0
vs MARQUETTE	3/8/12	84-71	w	20-4-0	DNP	8-12-0	0-0-0	0-1-1	12-8-1	0-0-0
vs NOTRE DAME	3/9/12	64-50	w	12-2-3	DNP	2-3-2	0-0-0	DNP	6-2-0	2-2-0
vs CINCINNATI	3/10/12	50-44	w	13-4-1	DNP	0-1-0	0-0-0	DNP	3-8-0	0-1-1
vs DAVIDSON	3/15/12	69-62	w	13-4-1	DNP	4-5-0	2-0-0	DNP	14-11-1	0-0-0
vs NEW MEXICO	3/17/12	59-56	w	10-0-0	DNP	0-1-1	0-0-0	DNP	10-4-1	2-3-0
vs MICHIGAN STATE	3/22/12	57-44	w	7-3-0	DNP	6-2-1	DNP	DNP	15-9-1	0-0-0
vs FLORIDA	3/24/12	72-68	w	8-2-1	DNP	2-0-0	0-0-0	0-1-0	17-7-0	1-3-0



**University of Louisville**  
**Louisville Combined Team Statistics (as of Mar 03, 2012)**  
**Conference games**



<b>RECORD:</b>	<b>OVERALL</b>	<b>HOME</b>	<b>AWAY</b>	<b>NEUTRAL</b>
ALL GAMES	10-8	5-4	5-4	0-0
CONFERENCE	10-8	5-4	5-4	0-0
NON-CONFERENCE	0-0	0-0	0-0	0-0

#	Player	gp-gs	min	avg	Total		3-Point		F-Throw		Rebounds				pf	dq	a	to	blk	stl	pts	avg
					fg-fga	fg%	3fg-fga	3fg%	ft-fa	ft%	off	def	tot	avg								
14	KURIC, Kyle	16-14	593	37.1	66-170	.388	42-119	.353	40-47	.851	20	58	78	4.9	32	0	22	15	7	17	214	13.4
02	SMITH, Russ	18-4	401	22.3	74-201	.368	17-75	.227	46-60	.767	12	39	51	2.8	51	2	38	46	0	39	211	11.7
24	BEHANAN, Chane	18-16	476	26.4	69-125	.552	2-14	.143	40-67	.597	58	77	135	7.5	32	1	16	34	5	17	180	10.0
05	SMITH, Chris	18-17	513	28.5	57-144	.396	33-84	.393	33-45	.733	26	49	75	4.2	31	0	33	22	0	11	180	10.0
10	DIENG, Gorgui	18-18	597	33.2	64-127	.504	0-0	.000	31-46	.674	52	104	156	8.7	64	4	21	39	57	27	159	8.8
03	SIVA, Peyton	18-18	580	32.2	53-119	.445	4-19	.211	37-54	.685	8	47	55	3.1	53	2	89	62	1	30	147	8.2
25	BLACKSHEAR, Wayne	6-1	54	9.0	8-28	.286	5-14	.357	2-5	.400	3	5	8	1.3	4	0	1	4	1	2	23	3.8
04	BUCKLES, Rakeem	6-0	82	13.7	7-18	.389	1-2	.500	4-10	.400	11	12	23	3.8	11	0	3	9	1	5	19	3.2
21	SWOPSHIRE, Jared	17-2	187	11.0	15-38	.395	2-11	.182	5-10	.500	6	29	35	2.1	14	0	7	9	5	4	37	2.2
01	NUNEZ, Angel	7-0	27	3.9	4-12	.333	4-10	.400	0-0	.000	0	1	1	0.1	1	0	2	4	0	1	12	1.7
23	WARE, Kevin	15-0	84	5.6	8-22	.364	0-4	.000	4-10	.400	3	9	12	0.8	10	0	8	18	2	6	20	1.3
15	HENDERSON, Tim	3-0	12	4.0	0-1	.000	0-1	.000	2-4	.500	1	0	1	0.3	2	0	3	1	0	0	2	0.7
22	JUSTICE, Elisha	9-0	35	3.9	3-8	.375	0-4	.000	0-0	.000	0	0	0	0.0	6	0	5	2	0	1	6	0.7
12	PRICE, Zach	9-0	34	3.8	0-2	.000	0-0	.000	0-1	.000	2	3	5	0.6	7	0	0	0	2	2	0	0.0
Team											25	8	33		2		4					
Total.....		18	3675		428-1015	.422	110-357	.308	244-359	.680	227	441	668	37.1	320	9	248	269	81	162	1210	67.2
Opponents.....		18	3675		409-1041	.393	107-334	.320	244-341	.716	236	419	655	36.4	323	-	222	258	65	137	1169	64.9

<b>TEAM STATISTICS</b>	<b>LOU</b>	<b>OPP</b>	<b>Date</b>	<b>Opponent</b>	<b>Score</b>	<b>Att.</b>
SCORING	1210	1169	* 12/28/11	GEORGETOWN	L 68-71	22517
Points per game	67.2	64.9	* 1/03/12	at ST. JOHN'S	W 73-58	9258
Scoring margin	+2.3	-	* 1/07/12	NOTRE DAME	Lo2 65-67	22687
FIELD GOALS-ATT	428-1015	409-1041	* 1/10/12	at Providence	L 59-90	8163
Field goal pct	.422	.393	* 1/14/12	DEPAUL	W 76-59	21223
3 POINT FG-ATT	110-357	107-334	* 1/16/12	at Marquette	L 63-74	16688
3-point FG pct	.308	.320	* 1/21/12	at Pittsburgh	W 73-62	12508
3-pt FG made per game	6.1	5.9	* 1/25/12	VILLANOVA	W 84-74	21219
FREE THROWS-ATT	244-359	244-341	* 1/28/12	at Seton Hall	W 60-51	9573
Free throw pct	.680	.716	* 2/04/12	RUTGERS	W 78-66	21298
F-Throws made per game	13.6	13.6	* 2/06/12	CONNECTICUT	W 80-59	21804
REBOUNDS	668	655	* 2/11/12	at WEST VIRGINIA	W 77-74	11254
Rebounds per game	37.1	36.4	* 2/13/12	SYRACUSE	L 51-52	22738
Rebounding margin	+0.7	-	* 2/18/12	at DePaul	Wot 90-82	13674
ASSISTS	248	222	* 2/23/12	at Cincinnati	L 56-60	13176
Assists per game	13.8	12.3	* 2/26/12	PITTSBURGH	W 57-54	22746
TURNOVERS	269	258	* 2/29/12	SOUTH FLORIDA	L 51-58	22114
Turnovers per game	14.9	14.3	* 3/3/12	at Syracuse	L 49-58	33205
Turnover margin	-0.6	-				
Assist/turnover ratio	0.9	0.9				
STEALS	162	137				
Steals per game	9.0	7.6				
BLOCKS	81	65				
Blocks per game	4.5	3.6				
ATTENDANCE	198346	127499				
Home games-Avg/Game	9-22038	9-14167				
Neutral site-Avg/Game	-	0-0				

\* = Conference game

<b>Score by Periods</b>	<b>1st</b>	<b>2nd</b>	<b>OT</b>	<b>OT2</b>	<b>Totals</b>
Louisville	546	636	21	7	1210
Opponents	546	601	13	9	1169



**University of Louisville**  
**Louisville Combined Team Statistics (as of Mar 11, 2012)**  
**BIG EAST Tournament**



<b>RECORD:</b>	<b>OVERALL</b>	<b>HOME</b>	<b>AWAY</b>	<b>NEUTRAL</b>
ALL GAMES	4-0	0-0	0-0	4-0
CONFERENCE	0-0	0-0	0-0	0-0
NON-CONFERENCE	4-0	0-0	0-0	4-0

#	Player	gp-gs	min	avg	Total		3-Point		F-Throw		Rebounds				pf	dq	a	to	blk	stl	pts	avg
					fg-fga	fg%	3fg-fga	3fg%	ft-fa	ft%	off	def	tot	avg								
14	KURIC, Kyle	4-4	147	36.8	20-49	.408	8-28	.286	10-12	.833	2	9	11	2.8	6	0	6	1	3	3	58	14.5
03	SIVA, Peyton	4-4	139	34.8	22-47	.468	4-8	.500	7-11	.636	5	20	25	6.3	10	0	23	14	2	11	55	13.8
05	SMITH, Chris	4-4	96	24.0	14-32	.438	8-20	.400	1-2	.500	2	7	9	2.3	4	0	6	6	0	3	37	9.3
10	DIENG, Gorgui	4-4	137	34.2	15-22	.682	0-0	.000	5-7	.714	13	23	36	9.0	14	0	2	10	13	4	35	8.8
02	SMITH, Russ	4-0	67	16.8	8-35	.229	1-6	.167	13-16	.813	1	5	6	1.5	9	0	11	11	0	11	30	7.5
24	BEHANAN, Chane	4-4	101	25.3	11-25	.440	0-1	.000	3-6	.500	7	15	22	5.5	9	0	2	5	2	1	25	6.3
21	SWOPSHIRE, Jared	4-0	83	20.8	3-10	.300	0-0	.000	9-11	.818	6	12	18	4.5	6	0	4	3	2	0	15	3.8
12	PRICE, Zach	3-0	5	1.7	0-0	.000	0-0	.000	2-5	.400	0	0	0	0.0	1	0	0	1	0	0	2	0.7
25	BLACKSHEAR, Wayne	4-0	15	3.8	0-3	.000	0-3	.000	2-2	1.000	2	1	3	0.8	2	0	1	2	0	0	2	0.5
22	JUSTICE, Elisha	3-0	6	2.0	0-0	.000	0-0	.000	0-0	.000	0	0	0	0.0	0	0	0	0	0	0	0	0.0
23	WARE, Kevin	1-0	4	4.0	0-1	.000	0-0	.000	0-0	.000	0	1	1	1.0	0	0	1	1	1	0	0	0.0
Team											9	5	14				2					
Total.....		4	800		93-224	.415	21-66	.318	52-72	.722	47	98	145	36.2	61	0	56	56	23	33	259	64.8
Opponents.....		4	800		86-224	.384	10-63	.159	38-66	.576	54	93	147	36.8	71	-	34	66	15	28	220	55.0

**TEAM STATISTICS**

	<b>LOU</b>	<b>OPP</b>
SCORING	259	220
Points per game	64.8	55.0
Scoring margin	+9.8	-
FIELD GOALS-ATT	93-224	86-224
Field goal pct	.415	.384
3 POINT FG-ATT	21-66	10-63
3-point FG pct	.318	.159
3-pt FG made per game	5.3	2.5
FREE THROWS-ATT	52-72	38-66
Free throw pct	.722	.576
F-Throws made per game	13.0	9.5
REBOUNDS	145	147
Rebounds per game	36.2	36.8
Rebounding margin	-0.5	-
ASSISTS	56	34
Assists per game	14.0	8.5
TURNOVERS	56	66
Turnovers per game	14.0	16.5
Turnover margin	+2.5	-
Assist/turnover ratio	1.0	0.5
STEALS	33	28
Steals per game	8.3	7.0
BLOCKS	23	15
Blocks per game	5.8	3.8
ATTENDANCE	0	80228
Home games-Avg/Game	0-0	0-0
Neutral site-Avg/Game	-	4-20057

<b>Date</b>	<b>Opponent</b>	<b>Score</b>	<b>Att.</b>
3/7/12	vs Seton Hall	w 61-55	20057
3/8/12	vs MARQUETTE	w 84-71	20057
3/9/12	vs NOTRE DAME	w 64-50	20057
03/10/12	vs CINCINNATI	w 50-44	20057

\* = Conference game

<b>Score by Periods</b>	<b>1st</b>	<b>2nd</b>	<b>Totals</b>
Louisville	132	127	259
Opponents	95	125	220



**University of Louisville**  
**Louisville Combined Team Statistics (as of Mar 25, 2012)**  
**BE/NCAA Postseason**



<b>RECORD:</b>	<b>OVERALL</b>	<b>HOME</b>	<b>AWAY</b>	<b>NEUTRAL</b>
ALL GAMES	8-0	0-0	0-0	8-0
CONFERENCE	0-0	0-0	0-0	0-0
NON-CONFERENCE	8-0	0-0	0-0	8-0

#	Player	gp-gs	min	avg	Total		3-Point		F-Throw		Rebounds				pf	dq	a	to	blk	stl	pts	avg
					fg-fga	fg%	3fg-fga	3fg%	ft-fa	ft%	off	def	tot	avg								
14	KURIC, Kyle	8-8	289	36.1	33-86	.384	13-49	.265	17-22	.773	3	17	20	2.5	14	0	8	2	6	7	96	12.0
03	SIVA, Peyton	8-8	256	32.0	36-81	.444	5-12	.417	14-19	.737	6	27	33	4.1	25	2	51	26	2	15	91	11.4
02	SMITH, Russ	8-0	149	18.6	23-77	.299	8-16	.500	29-36	.806	5	13	18	2.3	20	0	16	20	0	16	83	10.4
24	BEHANAN, Chane	8-8	229	28.6	34-61	.557	1-3	.333	12-22	.545	21	32	53	6.6	17	0	5	11	5	6	81	10.1
05	SMITH, Chris	8-8	203	25.4	23-52	.442	14-34	.412	6-10	.600	3	20	23	2.9	11	0	7	10	0	6	66	8.3
10	DIENG, Gorgui	8-8	272	34.0	26-48	.542	1-2	.500	10-14	.714	17	51	68	8.5	25	0	4	12	26	9	63	7.9
21	SWOPSHIRE, Jared	8-0	134	16.8	7-21	.333	2-4	.500	11-13	.846	11	15	26	3.3	8	0	6	3	2	2	27	3.4
25	BLACKSHEAR, Wayne	8-0	37	4.6	1-8	.125	0-4	.000	3-4	.750	3	6	9	1.1	4	0	1	3	0	1	5	0.6
12	PRICE, Zach	5-0	7	1.4	0-1	.000	0-0	.000	2-5	.400	0	0	0	0.0	1	0	0	1	0	0	2	0.4
22	JUSTICE, Elisha	6-0	16	2.7	1-2	.500	0-0	.000	0-1	.000	0	0	0	0.0	0	0	0	1	0	0	2	0.3
23	WARE, Kevin	2-0	8	4.0	0-2	.000	0-1	.000	0-0	.000	1	1	2	1.0	0	0	1	1	1	0	0	0.0
Team											16	11	27		1		3					
Total.....		8	1600		184-439	.419	44-125	.352	104-146	.712	86	193	279	34.9	126	2	99	93	42	62	516	64.5
Opponents.....		8	1600		168-439	.383	32-146	.219	82-127	.646	98	189	287	35.9	136	-	88	118	33	49	450	56.2

**TEAM STATISTICS**

	<b>LOU</b>	<b>OPP</b>
SCORING	516	450
Points per game	64.5	56.2
Scoring margin	+8.3	-
FIELD GOALS-ATT	184-439	168-439
Field goal pct	.419	.383
3 POINT FG-ATT	44-125	32-146
3-point FG pct	.352	.219
3-pt FG made per game	5.5	4.0
FREE THROWS-ATT	104-146	82-127
Free throw pct	.712	.646
F-Throws made per game	13.0	10.3
REBOUNDS	279	287
Rebounds per game	34.9	35.9
Rebounding margin	-1.0	-
ASSISTS	99	88
Assists per game	12.4	11.0
TURNOVERS	93	118
Turnovers per game	11.6	14.8
Turnover margin	+3.1	-
Assist/turnover ratio	1.1	0.7
STEALS	62	49
Steals per game	7.8	6.1
BLOCKS	42	33
Blocks per game	5.3	4.1
ATTENDANCE	0	143814
Home games-Avg/Game	0-0	0-0
Neutral site-Avg/Game	-	8-17977

<b>Date</b>	<b>Opponent</b>		<b>Score</b>	<b>Att.</b>
3/7/12	vs Seton Hall	w	61-55	20057
3/8/12	vs MARQUETTE	w	84-71	20057
3/9/12	vs NOTRE DAME	w	64-50	20057
3/10/12	vs CINCINNATI	w	50-44	20057
3/15/12	vs DAVIDSON	w	69-62	17050
3/17/12	vs NEW MEXICO	w	59-56	18167
3/22/12	vs MICHIGAN STATE	w	57-44	14913
3/24/12	vs FLORIDA	w	72-68	13456

\* = Conference game

<b>Score by Periods</b>	<b>1st</b>	<b>2nd</b>	<b>Totals</b>
Louisville	247	269	516
Opponents	204	246	450



**University of Louisville**  
**Louisville Combined Team Statistics (as of Mar 25, 2012)**  
**NCAA Tournament**



<b>RECORD:</b>	<b>OVERALL</b>	<b>HOME</b>	<b>AWAY</b>	<b>NEUTRAL</b>
ALL GAMES	4-0	0-0	0-0	4-0
CONFERENCE	0-0	0-0	0-0	0-0
NON-CONFERENCE	4-0	0-0	0-0	4-0

#	Player	gp-gs	min	avg	Total		3-Point		F-Throw		Rebounds				pf	dq	a	to	blk	stl	pts	avg
					fg-fga	fg%	3fg-fga	3fg%	ft-fa	ft%	off	def	tot	avg								
24	BEHANAN, Chane	4-4	128	32.0	23-36	.639	1-2	.500	9-16	.563	14	17	31	7.8	8	0	3	6	3	5	56	14.0
02	SMITH, Russ	4-0	82	20.5	15-42	.357	7-10	.700	16-20	.800	4	8	12	3.0	11	0	5	9	0	5	53	13.3
14	KURIC, Kyle	4-4	142	35.5	13-37	.351	5-21	.238	7-10	.700	1	8	9	2.3	8	0	2	1	3	4	38	9.5
03	SIVA, Peyton	4-4	117	29.3	14-34	.412	1-4	.250	7-8	.875	1	7	8	2.0	15	2	28	12	0	4	36	9.0
05	SMITH, Chris	4-4	107	26.8	9-20	.450	6-14	.429	5-8	.625	1	13	14	3.5	7	0	1	4	0	3	29	7.3
10	DIENG, Gorgui	4-4	135	33.8	11-26	.423	1-2	.500	5-7	.714	4	28	32	8.0	11	0	2	2	13	5	28	7.0
21	SWOPSHIRE, Jared	4-0	51	12.8	4-11	.364	2-4	.500	2-2	1.000	5	3	8	2.0	2	0	2	0	0	2	12	3.0
25	BLACKSHEAR, Wayne	4-0	22	5.5	1-5	.200	0-1	.000	1-2	.500	1	5	6	1.5	2	0	0	1	0	1	3	0.8
22	JUSTICE, Elisha	3-0	10	3.3	1-2	.500	0-0	.000	0-1	.000	0	0	0	0.0	0	0	0	1	0	0	2	0.7
12	PRICE, Zach	2-0	2	1.0	0-1	.000	0-0	.000	0-0	.000	0	0	0	0.0	0	0	0	0	0	0	0	0.0
23	WARE, Kevin	1-0	4	4.0	0-1	.000	0-1	.000	0-0	.000	1	0	1	1.0	0	0	0	0	0	0	0	0.0
Team																						
Total.....		4	800		91-215	.423	23-59	.390	52-74	.703	39	95	134	33.5	65	2	43	37	19	29	257	64.2
Opponents.....		4	800		82-215	.381	22-83	.265	44-61	.721	44	96	140	35.0	65	-	54	52	18	21	230	57.5

<b>TEAM STATISTICS</b>	<b>LOU</b>	<b>OPP</b>	<b>Date</b>	<b>Opponent</b>	<b>Score</b>	<b>Att.</b>
SCORING	257	230	3/15/12	vs DAVIDSON	w 69-62	17050
Points per game	64.2	57.5	3/17/12	vs NEW MEXICO	w 59-56	18167
Scoring margin	+6.8	-	3/22/12	vs MICHIGAN STATE	w 57-44	14913
FIELD GOALS-ATT	91-215	82-215	3/24/12	vs FLORIDA	w 72-68	13456
Field goal pct	.423	.381	* = Conference game			
3 POINT FG-ATT	23-59	22-83				
3-point FG pct	.390	.265				
3-pt FG made per game	5.8	5.5				
FREE THROWS-ATT	52-74	44-61				
Free throw pct	.703	.721				
F-Throws made per game	13.0	11.0				
REBOUNDS	134	140				
Rebounds per game	33.5	35.0				
Rebounding margin	-1.5	-				
ASSISTS	43	54				
Assists per game	10.8	13.5				
TURNOVERS	37	52				
Turnovers per game	9.3	13.0				
Turnover margin	+3.8	-				
Assist/turnover ratio	1.2	1.0				
STEALS	29	21				
Steals per game	7.3	5.3				
BLOCKS	19	18				
Blocks per game	4.8	4.5				
ATTENDANCE	0	63586				
Home games-Avg/Game	0-0	0-0				
Neutral site-Avg/Game	-	4-15896				

<b>Score by Periods</b>	<b>1st</b>	<b>2nd</b>	<b>Totals</b>
Louisville	115	142	257
Opponents	109	121	230

### Louisville Career NCAA Statistics

**2 Russ Smith**

Year	GP	GS	Min	Avg	FG	FGA	Pct	3FG	3FGA	Pct	FT	FTA	Pct	OReb	DReb	Reb	Avg	PF	FO	Ast	TO	Blk	Stl	Pts	Avg
2011-12	4	0	82	20.5	15	42	.357	7	10	.700	16	20	.800	4	8	12	3.0	11	0	5	9	0	5	53	13.3

**3 Peyton Siva**

Year	GP	GS	Min	Avg	FG	FGA	Pct	3FG	3FGA	Pct	FT	FTA	Pct	OReb	DReb	Reb	Avg	PF	FO	Ast	TO	Blk	Stl	Pts	Avg
2009-10	1	0	8	8.0	1	3	.333	0	0	.000	0	0	.000	0	1	1	1.0	1	0	1	3	0	0	2	2.0
2010-11	1	1	25	25.0	1	6	.167	0	2	.000	1	1	1.000	0	3	3	3.0	4	0	3	5	1	0	3	3.0
2011-12	4	4	117	29.3	14	34	.412	1	4	.250	7	8	.875	1	7	8	2.0	15	2	28	12	0	4	36	9.0
TOTAL	6	5	150	25.0	16	43	.372	1	6	.167	8	9	.889	1	11	12	2.0	20	2	32	20	1	4	41	6.8

**5 Chris Smith**

Year	GP	GS	Min	Avg	FG	FGA	Pct	3FG	3FGA	Pct	FT	FTA	Pct	OReb	DReb	Reb	Avg	PF	FO	Ast	TO	Blk	Stl	Pts	Avg
2010-11	1	1	28	28.0	6	8	.750	3	4	.750	2	4	.500	0	6	6	6.0	2	0	4	2	0	1	17	17.0
2011-12	4	4	101	25.3	9	20	.450	6	14	.429	5	8	.714	1	13	14	3.5	7	0	1	4	0	3	29	7.3
TOTAL	5	5	129	25.8	15	28	.536	9	18	.500	7	12	.583	1	19	20	4.0	9	0	5	6	0	4	46	9.2

**10 Gorgui Dieng**

Year	GP	GS	Min	Avg	FG	FGA	Pct	3FG	3FGA	Pct	FT	FTA	Pct	OReb	DReb	Reb	Avg	PF	FO	Ast	TO	Blk	Stl	Pts	Avg
2010-11	1	0	12	12.0	3	3	1.000	0	0	.000	0	2	.000	0	2	2	2.0	3	0	0	0	2	0	6	6.0
2011-12	4	4	135	33.8	11	26	.423	1	2	.500	5	7	.714	4	28	32	8.0	11	0	2	2	13	5	28	7.0
TOTAL	5	4	147	29.4	14	29	.483	1	2	.500	5	9	.556	4	30	34	6.8	14	0	2	2	15	5	34	6.8

**12 Zach Price**

Year	GP	GS	Min	Avg	FG	FGA	Pct	3FG	3FGA	Pct	FT	FTA	Pct	OReb	DReb	Reb	Avg	PF	FO	Ast	TO	Blk	Stl	Pts	Avg
2011-12	2	0	2	1.0	0	1	.000	0	0	.000	0	0	.000	0	0	0	0.0	0	0	0	0	0	0	0	0.0

**14 Kyle Kuric**

Year	GP	GS	Min	Avg	FG	FGA	Pct	3FG	3FGA	Pct	FT	FTA	Pct	OReb	DReb	Reb	Avg	PF	FO	Ast	TO	Blk	Stl	Pts	Avg
2008-09	1	0	2	2.0	1	1	1.000	0	0	.000	0	0	.000	0	0	0	0.0	0	0	1	0	0	0	2	2.0
2009-10	1	0	23	23.0	1	2	.500	1	2	.500	0	0	.000	0	3	3	3.0	2	0	0	0	0	0	3	3.0
2010-11	1	1	38	38.0	3	7	.429	2	3	.667	1	4	.250	3	3	6	6.0	1	0	2	0	0	2	9	9.0
2011-12	4	4	142	35.5	13	37	.351	5	21	.238	7	10	.700	1	8	9	2.3	8	0	2	1	3	4	36	9.0
TOTAL	7	5	205	29.3	18	47	.383	8	26	.308	8	14	.571	4	14	16	2.3	11	0	5	1	3	6	50	7.1

**21 Jared Swopshire**

Year	GP	GS	Min	Avg	FG	FGA	Pct	3FG	3FGA	Pct	FT	FTA	Pct	OReb	DReb	Reb	Avg	PF	FO	Ast	TO	Blk	Stl	Pts	Avg
2008-09	4	0	19	4.8	3	6	.500	1	3	.333	4	6	.667	0	2	2	0.5	2	0	1	1	0	0	11	2.8
2009-10	1	1	21	21.0	1	7	.143	1	2	.500	0	0	.000	1	7	8	8.0	0	0	0	1	0	0	3	3.0
2011-12	4	0	51	12.8	4	11	.364	2	4	.500	2	2	1.000	5	3	8	2.0	2	0	2	0	0	2	12	3.0
TOTAL	9	1	91	10.1	8	24	.333	4	9	.444	6	8	.750	6	12	18	2.0	4	0	3	2	0	2	26	2.9

**22 Elisha Justice**

Year	GP	GS	Min	Avg	FG	FGA	Pct	3FG	3FGA	Pct	FT	FTA	Pct	OReb	DReb	Reb	Avg	PF	FO	Ast	TO	Blk	Stl	Pts	Avg
2010-11	1	0	23	23.0	2	3	.667	2	3	.667	1	3	.333	1	2	3	3.0	3	0	0	1	0	3	7	7.0
2011-12	3	0	10	3.3	1	1	1.000	0	0	.000	0	1	.000	0	0	0	0.0	0	0	0	1	0	0	2	0.7
TOTAL	4	0	33	8.3	3	4	.750	2	3	.667	1	4	.250	1	2	3	1.0	3	0	0	2	0	3	9	2.3

**23 Kevin Ware**

Year	GP	GS	Min	Avg	FG	FGA	Pct	3FG	3FGA	Pct	FT	FTA	Pct	OReb	DReb	Reb	Avg	PF	FO	Ast	TO	Blk	Stl	Pts	Avg
2011-12	1	0	4	4.0	0	1	.000	0	1	.000	0	0	.000	1	0	1	1.0	0	0	0	0	0	0	0	0.0

**24 Chane Behanan**

Year	GP	GS	Min	Avg	FG	FGA	Pct	3FG	3FGA	Pct	FT	FTA	Pct	OReb	DReb	Reb	Avg	PF	FO	Ast	TO	Blk	Stl	Pts	Avg
2011-12	4	4	128	32.0	23	36	.639	1	2	.500	9	16	.563	14	17	31	7.8	8	0	3	6	3	5	56	14.0

**25 Wayne Blackshear**

Year	GP	GS	Min	Avg	FG	FGA	Pct	3FG	3FGA	Pct	FT	FTA	Pct	OReb	DReb	Reb	Avg	PF	FO	Ast	TO	Blk	Stl	Pts	Avg
2011-12	4	0	22	5.5	1	5	.200	0	1	.000	1	2	.500	1	5	6	1.5	2	0	0	1	0	2	2	0.5

**44 Stephan Van Treese**

Year	GP	GS	Min	Avg	FG	FGA	Pct	3FG	3FGA	Pct	FT	FTA	Pct	OReb	DReb	Reb	Avg	PF	FO	Ast	TO	Blk	Stl	Pts	Avg
2010-11	1	0	3	3.0	0	0	.000	0	0	.000	0	0	.000	0	0	0	0.0	0	0	0	0	0	1	0	0.0

## 2011-12 Louisville Men's Basketball Team Superlatives

<i>Louisville High</i>	<i>Louisville Low</i>	<i>Statistical Category</i>	<i>Opponent High</i>	<i>Opponent Low</i>
95 vs. Memphis (12/17)	49 vs. Syracuse (3/3)	<b>Points</b>	90 by Providence (1/10)	27 by Arkansas St. (11/22)
50 vs. Marquette (3/8)	17 vs. USF (2/29)	<b>First Half Points</b>	43 by Providence (1/10)	12 by Arkansas St. (11/22)
53 vs. Memphis (12/17)	22 vs. Notre Dame (1/7)	<b>Second Half Points</b>	55 by Memphis (12/17)	15 by Arkansas St. (11/22)
35 vs. IUPUI (12/7)	17 vs. Pittsburgh (2/26) vs. Cincinnati (3/10)	<b>Field Goals</b>	32 by DePaul (2/18)	10 by Arkansas St. (11/22)
77 vs. Marquette (3/8)	44 vs. Seton Hall (1/28) vs. Pittsburgh (2/26)	<b>Field Goal Attempts</b>	68 by Marquette (3/8)	41 by Arkansas St. (11/22)
.560 vs. Notre Dame (3/9)	.323 vs. Kentucky (1/31)	<b>FG Percentage</b>	.528 by Providence (1/10)	.231 by Lamar (11/13)
12 vs. DePaul (2/18)	1 vs. Cincinnati (2/23)	<b>3-Point Field Goals</b>	12 by CofC (12/20)	1 three times <i>latest:</i> by Pittsburgh (2/26)
32 vs. DePaul (2/18)	11 vs. Lamar, IUPUI (12/7)	<b>3-Point Field Goal Att.</b>	27 by Cincinnati (2/23)	8 by Pittsburgh (2/26)
.467 vs. New Mexico (3/17)	.071 vs. Cincinnati (2/23)	<b>3-Point FG Percentage</b>	.636 by Georgetown (12/28)	.067 by Syracuse (2/13)
32 vs. Memphis (12/17)	3 vs. Notre Dame (3/9)	<b>Free Throws</b>	32 by Kentucky (12/31)	1 by Pitt (1/21), Cinc. (3/10)
40 vs. Memphis (12/17)	4 vs. Notre Dame (3/9)	<b>Free Throw Attempts</b>	43 by Memphis, Kentucky	5 by DePaul (1/14)
.917 vs. Cincinnati (3/10)	.400 vs. Marquette (1/16)	<b>Free Throw Percentage</b>	.927 by Michigan St. (3/22)	.143 by Cincinnati (3/10)
26 vs. Marquette (3/8)	4 vs. Seton Hall (3/7/12)	<b>Offensive Rebounds</b>	21 by Lamar (11/13)	5 by Butler (11/19)
36 vs. Lamar, Seton Hall (1/28)	15 vs. Providence (1/10)	<b>Defensive Rebounds</b>	37 by Kentucky (12/31)	14 by Notre Dame (3/9)
50 vs. FDickinson (12/10) vs. Marquette (3/8)	25 three times <i>latest:</i> vs. New Mexico (3/17)	<b>Total Rebounds</b>	57 by Kentucky (12/31)	25 by Butler (11/19) by Rutgers (2/4)
29 vs. Kentucky (12/31)	11 four times <i>latest:</i> vs. Michigan St. (3/22)	<b>Fouls</b>	28 by Memphis (12/17)	9 by Notre Dame (3/9)
22 vs. St. John's, Connecticut	6 vs. Kentucky (12/31)	<b>Assists</b>	23 by Providence (1/10)	2 by Arkansas St. (11/22)
24 vs. Seton Hall (1/28)	8 vs. West Virginia (2/11)	<b>Turnovers</b>	26 by Marquette (3/8)	8 by Syracuse (2/13)
10 vs. St. John's (1/3)	2 four times <i>latest:</i> vs. West Virginia (2/11)	<b>Blocked Shots</b>	8 three times <i>latest:</i> by Syracuse (3/3)	0 by Butler (11/19)
15 vs. Col. of Charleston (12/20)	3 vs. Syracuse (2/13)	<b>Steals</b>	12 by Syracuse (2/13)	2 by Seton Hall (3/7/12)

## 2011-12 Louisville Men's Basketball Individual Superlatives

	<b>Louisville</b>	<b>Opponent</b>
<b>Points</b>	30 by Russ Smith vs. Kentucky (12/31)	28 by Will Barton, Memphis (12/17)
<b>Field Goals Made</b>	11 by Chane Behanan vs. Rutgers (2/4)	10 by Brandon Young, DePaul (2/18)
<b>Field Goals Attempted</b>	22 by Russ Smith vs. DePaul (1/14)	20 by Jordan Theodore, Seton Hall (1/28)
<b>Highest FG Pct. (min. 5 made)</b>	1.000 three times <i>latest:</i> (8-8) by Gorgui Dieng vs. Notre Dame (3/9)	.875 (7-8) by Markel Starks, Georgetown (12/28) (7-8) by Deniz Kiliçli, West Virginia (2/11)
<b>3-Point Field Goals Made</b>	5 by Kyle Kuric vs. Gtown (12/28), Pitt (1/21), DePaul (2/18)	6 by Cashmere Wright, Cincinnati (2/23)
<b>3-Point Field Goals Attempted</b>	12 by Kyle Kuric vs. Georgetown (12/28)	13 by Cashmere Wright, Cincinnati (2/23)
<b>3-Point FG Pct. (min. 3 made)</b>	1.000 (3-3) by Russ Smith vs. Arkansas State (11/22) (3-3) by Russ Smith vs. New Mexico (3/17)	1.000 by four players <i>latest:</i> (5-5) by Bryce Cotton, Providence (1/10)
<b>Free Throws Made</b>	10 by Russ Smith vs. Memphis (12/17)	14 by Will Barton, Memphis (12/17)
<b>Free Throws Attempted</b>	12 by Russ Smith vs. Memphis (12/17) by Peyton Siva vs. Villanova (1/25)	19 by Will Barton, Memphis (12/17)
<b>Free Throw Pct. (min. 8 made)</b>	1.000 (8-8) by Chane Behanan vs. Memphis (12/17)	.923 (12-13) by Anthony Davis, Kentucky (12/31)
<b>Offensive Rebounds</b>	10 by Gorgui Dieng vs. Ohio (11/25), Lamar (11/13)	9 by Jack Cooley, ND (3/9); Drew Gordon, NM (3/17)
<b>Defensive Rebounds</b>	13 by Gorgui Dieng vs. Seton Hall (1/28)	15 by Draymond Green, Michigan St. (3/22)
<b>Total Rebounds</b>	16 by Gorgui Dieng vs. Ohio (11/25)	19 by Michael Kidd-Gilchrist, Kentucky (12/31)
<b>Turnovers</b>	7 by Kyle Kuric vs. Vanderbilt (12/2) by Peyton Siva vs. Seton Hall (1/28)	9 by Troy King, UT Martin (11/11)
<b>Assists</b>	9 by Peyton Siva six times <i>latest:</i> vs. Michigan St. (3/22)	14 by Vincent Council, Providence (1/10)
<b>Blocked Shots</b>	7 by Gorgui Dieng three times <i>latest:</i> vs. Michigan St. (3/22)	6 by Anthony Davis, Kentucky (12/31) by Justin Jackson, Cincinnati (3/10)
<b>Steals</b>	7 by Russ Smith vs. Memphis (12/17)	6 by Jae Crowder, Marquette (1/16)
<b>Minutes Played (regulation game)</b>	40 eight times <i>latest:</i> by Gorgui Dieng vs. Michigan St. (3/22)	40 four players <i>latest:</i> by Jones, Bryant, West Virginia (2/11)
<b>Minutes Played (overtime game)</b>	50 by Kyle Kuric vs. Notre Dame (1/7)	50 by Eric Atkins, Notre Dame (1/7)

# 2011-12 Box Scores

## Louisville 74, Pikeville 55 (exhibition) Oct. 26, 2011 -- KFC YUM! CENTER

### Pikeville 55

Player	min	FG	3FG	FT	Reb	Ast	TO	BL	ST	PF	TP
Young	26	4-12	0-0	0-0	5	1	3	1	0	3	8
Setty	24	3-14	2-8	0-0	7	1	2	0	2	2	8
Burrell	23	2-6	0-1	3-4	6	1	4	1	1	2	7
McHenry	24	4-9	3-7	1-1	2	1	2	0	0	2	12
Board	22	0-8	0-4	2-2	3	2	2	0	2	4	2
Puckett	10	2-4	1-2	0-1	0	0	0	0	0	1	5
Rhymes	8	1-3	0-1	0-0	2	0	0	0	0	0	2
Martin	1	0-0	0-0	0-0	1	0	0	0	0	0	0
Whitaker	17	1-2	1-1	0-0	3	2	1	0	2	1	3
McCoy	1	0-0	0-0	0-0	0	0	0	0	0	0	0
Ellis	14	1-3	0-0	0-0	1	0	2	1	0	1	2
Hines	13	0-1	0-1	2-4	1	1	1	0	2	1	2
Stewart	7	1-2	1-1	0-0	3	0	0	0	0	0	3
Watson	3	0-0	0-0	0-1	1	2	0	0	0	1	0
Simpson	7	0-1	0-0	1-2	5	0	1	0	0	2	1
Team					3						
Totals	200	19-65	8-26	9-15	43	11	18	3	9	20	55

Total FG% 1st H: 11-35 31.4% 2nd H: 8-30 26.7% Game: 29.2%  
 3-Pt. FG% 1st H: 3-14 21.4% 2nd H: 5-12 41.7% Game: 30.8%  
 FThrow % 1st H: 3- 7 42.9% 2nd H: 6- 8 75.0% Game: 60.0%

### Louisville 74

Player	min	FG	3FG	FT	Reb	Ast	TO	BL	ST	PF	TP
Kuric	29	3-10	0-3	2-2	6	1	0	1	1	1	8
Behanan	24	7-14	0-3	2-4	7	1	2	0	4	1	16
Dieng	27	5-6	0-0	4-6	15	0	4	6	0	0	14
Siva	25	2-9	0-2	4-4	3	5	2	1	3	1	8
Smith	21	5-8	3-3	0-2	7	1	1	0	2	3	13
Nunez	3	0-1	0-1	0-0	1	0	0	0	0	0	0
Price	11	2-4	0-0	1-3	4	0	1	1	1	2	5
Jackson	6	0-0	0-0	0-0	1	0	0	0	0	0	0
Swopshire	12	1-5	0-0	0-2	5	1	1	0	0	1	2
Justice	16	2-3	1-1	0-0	2	3	0	0	3	5	5
Blackshear	15	0-6	0-0	0-0	3	1	0	2	0	1	0
Marra	11	1-2	1-2	0-0	0	1	0	0	0	2	3
Team					1						
Totals	200	28-68	5-18	13-23	55	13	14	11	11	15	74

Total FG% 1st H: 14-30 46.7% 2nd H: 14-38 36.8% Game: 41.2%  
 3-Pt. FG% 1st H: 3- 9 33.3% 2nd H: 2- 9 22.2% Game: 27.8%  
 F Throw % 1st H: 8-14 57.1% 2nd H: 5- 9 55.6% Game: 56.5%

Score by Periods	1st	2nd	Total	Attendance:
Pikeville	28	27	55	Ties: 0
Louisville	39	35	74	Lead Changes: 0

## Louisville 62, Bellarmine 54 (exhibition) Nov. 3, 2011 -- KFC YUM! CENTER

### Bellarmine 54

Player	min	FG	3FG	FT	Reb	Ast	TO	BL	ST	PF	TP
Robison	10	0-0	0-0	0-0	3	0	1	0	0	3	0
Phares	25	3-5	0-1	0-0	2	1	1	1	0	2	6
Kendle	38	8-14	3-4	4-5	3	1	1	0	1	1	23
Dowe	28	2-9	0-3	1-2	8	1	4	0	1	3	5
Jones	20	1-6	1-4	0-0	1	0	0	1	0	1	3
Hobbs	34	4-10	2-7	0-0	4	5	1	1	3	1	10
Ross	1	0-0	0-0	0-0	0	0	0	0	0	0	0
Burton	1	0-0	0-0	0-0	0	0	0	0	0	0	0
Sprague	28	3-9	0-2	1-2	2	2	1	0	3	2	7
Johnson	15	0-0	0-0	0-1	1	0	2	0	2	0	0
Team					0						
Totals	200	21-53	6-21	6-10	24	10	11	3	10	13	54

Total FG% 1st H: 10-24 41.7% 2nd H: 11-29 37.9% Game: 39.6%  
 3-Pt. FG% 1st H: 1- 6 16.7% 2nd H: 5-15 33.3% Game: 28.6%  
 FThrow % 1st H: 4- 7 57.1% 2nd H: 2- 3 66.7% Game: 60.0%

### Louisville 62

Player	min	FG	3FG	FT	Reb	Ast	TO	BL	ST	PF	TP
Kuric	35	2-7	0-4	0-0	3	2	1	0	1	3	4
Behanan	22	4-6	0-0	6-11	9	0	1	1	0	2	14
Dieng	24	3-5	0-0	2-2	6	0	3	4	1	2	8
C. Smith	30	3-6	0-3	0-0	6	3	1	0	1	0	6
Justice	38	1-6	1-3	0-0	3	3	3	0	0	2	3
R. Smith	24	6-13	0-2	1-2	3	2	5	0	3	2	13
Henderson	4	0-0	0-0	0-0	0	0	0	0	0	1	0
Swopshire	23	7-9	0-1	0-0	9	0	2	0	0	2	14
Team					1						
Totals	200	26-52	1-13	9-15	40	10	16	5	6	14	62

Total FG% 1st H: 14-31 45.2% 2nd H: 12-21 57.1% Game: 50.0%  
 3-Pt. FG% 1st H: 1-10 10.0% 2nd H: 0- 3 0.0% Game: 7.7%  
 F Throw % 1st H: 4- 7 57.1% 2nd H: 5- 8 62.5% Game: 60.0%

Score by Periods	1st	2nd	Total	Attendance:
Bellarmine	25	29	54	Ties: 4
Louisville	33	29	62	Lead Changes: 5

## Louisville 83, UT Martin 48 Nov. 11, 2011 -- KFC YUM! CENTER Global Sports Invitational

### Louisville 83

Player	min	FG	3FG	FT	Reb	Ast	TO	BL	ST	PF	TP
Kuric	27	6-12	2-6	0-0	5	2	1	1	3	1	14
Behanan	23	6-6	0-0	2-2	12	1	1	1	0	3	14
Dieng	23	2-3	0-0	2-4	5	2	3	5	1	4	6
Siva	25	2-7	1-4	5-6	2	9	4	1	2	1	10
C. Smith	22	3-6	1-3	0-0	5	4	1	0	1	0	7
Nunez	8	0-0	0-0	1-2	3	0	0	0	0	0	1
R. Smith	15	2-8	2-5	1-2	2	1	3	0	2	2	7
Price	10	1-2	0-0	0-3	1	0	0	0	0	3	2
Jackson	5	2-2	1-1	0-0	1	0	2	0	0	0	5
Henderson	6	1-3	1-1	0-0	1	0	1	0	0	1	3
Swopshire	16	4-4	0-0	0-0	5	0	0	0	0	4	8
Justice	6	0-0	0-0	0-0	1	0	3	0	2	0	0
Marra	14	2-4	1-3	1-2	3	1	0	0	1	0	6
Team					0						
Totals	200	31-57	9-23	12-21	46	20	19	8	12	19	83

Total FG% 1st H: 17-30 56.7% 2nd H: 14-27 51.9% Game: 54.4%  
 3-Pt. FG% 1st H: 6-14 42.9% 2nd H: 3- 9 33.3% Game: 39.1%  
 FThrow % 1st H: 7-12 58.3% 2nd H: 5- 9 55.6% Game: 57.1%

### UT Martin 48

Player	min	FG	3FG	FT	Reb	Ast	TO	BL	ST	PF	TP
King	30	4-13	2-9	0-1	3	2	9	0	0	2	10
Taylor	29	1-4	0-0	2-6	6	1	1	2	2	3	4
Maclin	24	3-9	0-0	3-4	2	0	2	0	0	3	9
Liabo	27	5-11	3-7	2-2	5	4	2	0	0	4	15
Minor	18	0-0	0-0	0-0	0	0	2	0	0	3	0
Richardson	23	1-3	1-2	0-0	3	0	1	0	2	3	3
York	8	0-2	0-0	3-4	0	0	1	0	0	0	3
Washington	22	1-5	0-0	0-2	4	3	0	0	2	1	2
Smith	4	1-2	0-0	0-0	1	0	1	0	1	0	2
Harris	15	0-5	0-0	0-0	4	1	1	0	1	0	0
Team					1						
Totals	200	16-54	6-18	10-19	29	11	21	2	7	20	48

Total FG% 1st H: 8-21 38.1% 2nd H: 18-33 24.2% Game: 29.6%  
 3-Pt. FG% 1st H: 2- 7 28.6% 2nd H: 4-11 36.4% Game: 33.3%  
 F Throw % 1st H: 5-10 50.0% 2nd H: 5- 9 55.6% Game: 52.6%

Score by Periods	1st	2nd	Total	Attendance:
UT Martin	23	25	48	Ties: 0
Louisville	47	36	83	Lead Changes: 0

## Louisville 68, Lamar 48 Nov. 13, 2011 -- KFC YUM! CENTER Global Sports Invitational

### Louisville 68

Player	min	FG	3FG	FT	Reb	Ast	TO	BL	ST	PF	TP
Kuric	37	2-6	0-1	2-2	4	3	2	0	3	2	6
Behanan	32	4-7	0-0	2-4	13	1	1	1	0	2	10
Dieng	24	2-6	0-0	3-4	9	1	1	4	0	4	7
Siva	27	3-10	1-4	4-4	2	3	3	0	0	4	11
C. Smith	26	2-6	1-2	5-6	5	2	2	0	0	2	10
R. Smith	8	0-2	0-0	0-0	2	2	0	0	1	1	0
Swopshire	24	6-14	0-2	1-2	8	0	1	0	1	2	13
Justice	11	1-2	1-1	2-2	1	0	2	0	0	3	5
Marra	11	3-4	0-1	0-0	2	1	2	0	0	0	6
Team					3						
Totals	200	23-57	3-11	19-24	49	13	14	5	5	20	68

Total FG% 1st H: 14-28 50.0% 2nd H: 9-29 31.0% Game: 40.4%  
 3-Pt. FG% 1st H: 2- 7 28.6% 2nd H: 1- 4 25.0% Game: 27.3%  
 FThrow % 1st H: 6- 6 100% 2nd H: 13-18 72.2% Game: 79.2%

### Lamar 48

Player	min	FG	3FG	FT	Reb	Ast	TO	BL	ST	PF	TP
Acosta	13	0-1	0-0	1-2	1	0	0	1	0	0	1
Harper	29	1-11	0-0	5-6	9	1	2	0	2	5	7
Miles	29	1-7	0-3	4-7	6	2	3	0	1	5	6
Lamb	28	4-12	1-3	1-1	8	2	3	0	2	2	10
James	29	2-14	0-5	0-0	3	0	0	0	1	1	4
Lynch	7	1-3	0-0	1-2	0	1	2	1	0	1	3
David	17	3-8	2-6	1-2	1	0	1	0	2	0	9
Minor	15	0-2	0-2	0-1	0	0	0	0	0	0	2
Nelson	3	0-1	0-0	2-2	1	0	0	0	0	0	2
Ebomwonyi	20	3-5	0-0	0-4	9	0	0	2	0	3	6
Brown	10	0-1	0-0	0-0	3	0	0	0	0	3	0
Team					3						
Totals	200	15-65	3-19	15-27							

# 2011-12 Box Scores

## Louisville 59, Ohio 54 Nov. 25, 2011 -- KFC Yum! Center Global Sports Invitational

Player	min	FG	3FG	FT	Reb	Ast	TO	BL	ST	PF	TP
Kuric	40	5-12	3-8	3-4	5	1	2	3	4	1	16
Behanan	25	4-10	0-2	3-7	7	0	3	1	0	0	11
Dieng	32	5-10	0-0	0-2	16	2	1	2	0	3	10
Siva	33	0-7	0-3	4-4	1	6	4	0	0	3	4
C. Smith	27	3-4	0-1	2-2	2	1	0	0	1	1	8
R. Smith	18	2-10	1-4	2-3	2	3	0	0	1	2	7
Swopshire	19	1-1	1-1	0-0	3	1	1	0	1	1	3
Justice	2	0-0	0-0	0-0	0	1	0	0	0	0	0
Van Treese	4	0-0	0-0	0-0	3	0	0	0	0	0	0
Team					3						
<b>Totals</b>	<b>200</b>	<b>20-54</b>	<b>5-19</b>	<b>14-22</b>	<b>42</b>	<b>14</b>	<b>12</b>	<b>6</b>	<b>7</b>	<b>11</b>	<b>59</b>
Total FG%	1st H:	10-25	40.0%	2nd H:	10-29	34.5%	Game:	37.0%			
3-Pt. FG%	1st H:	2- 9	22.2%	2nd H:	3-10	30.0%	Game:	26.3%			
F Throw %	1st H:	6-10	60.0%	2nd H:	8-12	66.7%	Game:	63.6%			

Player	min	FG	3FG	FT	Reb	Ast	TO	BL	ST	PF	TP
Smith	21	0-1	0-0	0-0	4	0	1	0	2	1	0
Baltic	14	1-6	0-0	0-0	5	0	2	0	0	3	2
Offutt	36	2-6	1-4	2-5	6	2	0	1	5	7	
Cooper	35	6-17	3-11	1-1	1	3	3	0	0	1	16
Kellogg	11	0-1	0-1	0-0	1	1	2	0	0	3	0
Hall	14	0-1	0-1	0-0	1	1	2	0	0	3	0
Johnson	10	0-2	0-0	0-0	3	0	0	0	0	1	0
Taylor	23	4-7	2-3	0-0	2	0	2	0	1	3	10
Keely	31	5-9	0-0	1-2	6	0	2	1	1	4	11
Goard	5	0-0	0-0	0-0	3	0	0	0	0	0	0
Team					0						
<b>Totals</b>	<b>200</b>	<b>21-55</b>	<b>8-23</b>	<b>4-8</b>	<b>34</b>	<b>7</b>	<b>14</b>	<b>2</b>	<b>5</b>	<b>22</b>	<b>54</b>
Total FG%	1st H:	9-25	36.0%	2nd H:	12-30	40.0%	Game:	38.2%			
3-Pt. FG%	1st H:	3- 9	33.3%	2nd H:	5-14	35.7%	Game:	34.8%			
F Throw %	1st H:	2- 4	50.0%	2nd H:	2- 4	50.0%	Game:	50.0%			

Score by Periods	1st	2nd	Total	Attendance:
Ohio	23	31	54	21,334
Louisville	28	31	59	Ties: 10
				Lead Changes: 10

## Louisville 79, Long Beach State 66 Nov. 28, 2011 -- KFC YUM! CENTER

Player	min	FG	3FG	FT	Reb	Ast	TO	BL	ST	PF	TP
Kuric	35	2-6	0-2	3-4	2	1	0	0	1	4	7
Behanan	29	4-8	1-1	4-6	7	2	1	1	2	0	13
Dieng	25	3-7	0-0	3-5	8	0	1	1	0	5	9
Siva	22	3-7	1-3	4-4	3	5	6	0	5	4	11
C. Smith	33	5-10	4-6	4-4	2	3	0	0	3	1	18
R. Smith	27	5-11	1-4	0-0	1	3	1	0	2	4	11
Price	2	0-0	0-0	0-1	1	0	0	0	0	0	0
Jackson	0+	0-0	0-0	0-0	0	0	0	0	0	0	0
Henderson	3	0-1	0-1	0-0	1	1	0	0	0	0	0
Swopshire	24	4-7	0-0	2-2	6	1	2	0	1	2	10
Team					1						
<b>Totals</b>	<b>200</b>	<b>26-57</b>	<b>7-17</b>	<b>20-26</b>	<b>32</b>	<b>16</b>	<b>11</b>	<b>2</b>	<b>14</b>	<b>20</b>	<b>79</b>
Total FG%	1st H:	16-29	55.2%	2nd H:	10-28	35.7%	Game:	45.6%			
3-Pt. FG%	1st H:	6- 9	66.7%	2nd H:	1- 8	12.5%	Game:	41.2%			
F Throw %	1st H:	6- 9	66.7%	2nd H:	14-17	82.4%	Game:	76.9%			

Player	min	FG	3FG	FT	Reb	Ast	TO	BL	ST	PF	TP
Phelps	34	3-7	0-0	2-3	5	0	3	0	0	4	8
Robinson	29	6-10	0-0	0-0	7	0	3	1	2	3	12
Ennis	33	5-12	2-6	0-0	4	3	2	1	1	4	12
Anderson	36	6-10	0-1	5-7	6	2	6	1	0	5	17
Ware	39	5-12	1-4	2-2	3	8	4	0	2	13	
Caffey	16	0-2	0-0	3-4	5	4	2	0	1	1	3
Dervisevic	9	0-2	0-0	1-2	5	0	1	0	0	3	1
Shepherd	4	0-0	0-0	0-0	1	0	0	0	0	0	0
Team					1						
<b>Totals</b>	<b>200</b>	<b>25-55</b>	<b>3-11</b>	<b>13-18</b>	<b>37</b>	<b>17</b>	<b>21</b>	<b>3</b>	<b>4</b>	<b>22</b>	<b>66</b>
Total FG%	1st H:	13-31	41.9%	2nd H:	12-24	50.0%	Game:	45.5%			
3-Pt. FG%	1st H:	2- 8	25.0%	2nd H:	1- 3	33.3%	Game:	27.3%			
F Throw %	1st H:	4- 5	80.0%	2nd H:	9-13	69.2%	Game:	72.2%			

Score by Periods	1st	2nd	Total	Attendance:
Long Beach State	32	34	66	20,468
Louisville	44	35	79	Ties: 0
				Lead Changes: 0

## Louisville 62, Vanderbilt 60 Dec. 2, 2011 -- KFC YUM! CENTER BIG EAST/SEC Challenge

Player	min	FG	3FG	FT	Reb	Ast	TO	BL	ST	PF	TP	
Kuric	43	6-11	3-7	0-0	5	0	7	0	1	4	15	
Behanan	29	5-12	1-2	3-3	10	0	1	1	2	4	14	
Dieng	38	3-5	0-0	1-2	8	3	2	2	1	1	7	
Siva	40	6-11	0-4	2-4	7	5	4	0	1	3	14	
C. Smith	31	2-8	1-3	0-0	1	1	1	0	1	1	5	
Nunez	0+	0-1	0-1	0-0	0	0	0	0	0	0	0	
R. Smith	23	1-7	0-1	0-0	0	4	0	0	1	5	2	
Henderson	2	0-0	0-0	0-0	0	0	0	0	0	0	0	
Swopshire	19	2-5	0-2	1-2	4	0	0	0	0	0	5	
Team					2		1					
<b>Totals</b>	<b>225</b>	<b>25-60</b>	<b>5-20</b>	<b>7-11</b>	<b>37</b>	<b>13</b>	<b>16</b>	<b>3</b>	<b>7</b>	<b>18</b>	<b>62</b>	
Total FG%	1st H:	11-26	42.3%	2nd H:	10-28	35.7%	Game:	41.7%				
OT:	4- 6	66.7%										
3-Pt. FG%	1st H:	3- 9	33.3%	2nd H:	1- 9	11.1%	Game:	25.0%				
OT:	1- 2	50.0%										
F Throw %	1st H:	0- 1	0.0%	2nd H:	4- 7	57.1%	Game:	63.6%				
OT:	3- 3	100%										

Player	min	FG	3FG	FT	Reb	Ast	TO	BL	ST	PF	TP	
Goulbourne	41	2-4	0-1	7-12	8	0	1	1	1	3	11	
Tchiengang	40	0-1	0-1	1-2	5	1	1	1	1	3	1	
Taylor	41	4-11	3-7	0-2	6	2	5	0	4	3	11	
Tinsley	40	2-9	2-4	2-4	3	5	4	0	0	1	8	
Jenkins	41	9-15	5-11	4-4	2	1	2	0	0	2	27	
Johnson	8	0-0	0-0	0-0	1	0	3	0	0	0	0	
Parker	4	0-1	0-1	0-0	1	1	0	0	0	0	0	
Odom	10	1-3	0-1	0-0	2	0	0	0	1	2	2	
Team					1							
<b>Totals</b>	<b>225</b>	<b>18-44</b>	<b>10-26</b>	<b>14-24</b>	<b>31</b>	<b>10</b>	<b>18</b>	<b>2</b>	<b>7</b>	<b>14</b>	<b>60</b>	
Total FG%	1st H:	9-25	36.0%	2nd H:	8-15	53.3%	Game:	40.0%				
OT:	1- 4	25.0%										
3-Pt. FG%	1st H:	5-16	31.3%	2nd H:	4- 8	50.0%	Game:	38.5%				
OT:	1- 2	50.0%										
F Throw %	1st H:	3- 6	50.0%	2nd H:	4-10	40.0%	Game:	58.3%				
OT:	7- 8	87.5%										

Score by Periods	1st	2nd	OT	Total	Attendance:
Vanderbilt	26	24	10	60	22,728
Louisville	25	25	12	62	Ties: 10
					Lead Changes: 12

## Louisville 90, IUPUI 60 Dec. 7, 2011 -- KFC YUM! CENTER

Player	min	FG	3FG	FT	Reb	Ast	TO	BL	ST	PF	TP
Kuric	29	5-8	0-3	1-1	6	0	3	0	1	2	11
Behanan	25	3-6	0-1	0-0	4	0	2	1	1	0	6
Dieng	30	8-8	0-0	2-4	12	2	3	1	1	0	18
Siva	32	0-4	0-0	6-7	2	8	1	0	3	4	6
C. Smith	31	8-13	1-4	2-3	5	4	0	0	2	1	19
Nunez	4	3-3	1-1	0-0	0	0	0	0	0	0	7
R. Smith	16	4-11	0-1	4-5	1	1	1	0	2	3	12
Buckles	11	1-3	0-0	1-1	4	0	0	0	1	0	3
Price	8	0-1	0-0	0-0	1	0	0	0	0	0	0
Henderson	8	1-2	1-1	0-0	3	2	1	0	1	1	3
Swopshire	6	2-4	0-0	1-1	0	0	1	0	0	3	5
Team					2						
<b>Totals</b>	<b>200</b>	<b>35-63</b>	<b>3-11</b>	<b>17-22</b>	<b>40</b>	<b>17</b>	<b>12</b>	<b>2</b>	<b>12</b>	<b>14</b>	<b>90</b>

# 2011-12 Box Scores

## Louisville 69, College of Charleston 62 Dec. 20, 2011 -- KFC YUM! CENTER

### Louisville 69

Player	min	FG	3FG	FT	Reb	Ast	TO	BL	ST	PF	TP
Kuric	40	7-13	2-7	1-2	8	0	1	0	3	2	17
Behanan	22	5-11	1-1	1-5	8	1	2	0	2	1	112
Dieng	38	5-10	0-0	4-4	12	1	3	5	0	4	14
Siva	34	0-5	0-3	1-2	2	6	4	0	4	1	1
C. Smith	25	4-9	3-5	0-2	2	4	1	0	1	1	11
R. Smith	27	5-10	2-5	0-1	4	0	2	0	5	4	12
Buckles	12	1-4	0-1	0-0	5	0	3	0	0	1	2
Swopshire	2	0-0	0-0	0-0	0	0	1	0	0	1	0
Justice	0+	0-0	0-0	0-0	0	0	0	0	0	0	0
Team					0						
Totals	200	27-62	8-22	7-16	41	12	17	5	15	15	69

Total FG%	1st H: 13-31 41.9%	2nd H: 14-31 45.2%	Game: 43.5%
3-Pt. FG%	1st H: 4-10 40.0%	2nd H: 4-12 33.3%	Game: 36.4%
FThrow %	1st H: 3- 6 50.0%	2nd H: 4-10 40.0%	Game: 43.8%

### College of Charleston 62

Player	min	FG	3FG	FT	Reb	Ast	TO	BL	ST	PF	TP
Wiggins	37	8-16	4-8	3-4	7	2	3	0	2	1	23
Wiedeman	32	2-7	0-0	0-0	6	0	2	1	0	3	4
Baru	26	1-5	0-0	6-6	8	0	1	0	1	3	8
Lawrence	35	2-7	2-5	0-0	0	7	8	1	1	5	6
Scott	15	1-4	1-4	1-2	2	0	3	0	1	0	4
Sundberg	22	3-4	3-3	0-1	9	1	0	0	0	1	9
Johnson	3	0-0	0-0	0-0	0	0	0	0	0	0	0
Stitt	30	3-9	2-3	0-0	1	1	5	0	2	1	8
Carlton	0+	0-0	0-0	0-0	0	0	0	0	0	0	0
Team					1						
Totals	200	20-52	12-23	10-13	34	11	22	2	7	14	62

Total FG%	1st H: 13-28 46.4%	2nd H: 7-24 29.2%	Game: 38.5%
3-Pt. FG%	1st H: 7-13 53.8%	2nd H: 5-10 50.0%	Game: 52.2%
FThrow %	1st H: 4- 4 100%	2nd H: 6- 9 66.7%	Game: 76.9%

### Score by Periods

1st	2nd	Total	Attendance: 20,752	
Coll. of Charleston	37	25	62	Ties: 3
Louisville	33	36	69	Lead Changes: 10

## Louisville 70, Western Kentucky 60 Dec. 23, 2011 -- KFC YUM! CENTER

### Louisville 70

Player	min	FG	3FG	FT	Reb	Ast	TO	BL	ST	PF	TP
Kuric	33	5-10	3-7	2-2	2	1	3	1	1	4	15
Behanan	18	0-4	0-1	0-0	3	7	1	2	0	1	0
Dieng	39	5-9	0-0	3-4	15	0	4	3	0	3	13
Siva	35	2-7	0-2	0-0	3	4	6	0	1	5	4
C. Smith	29	1-5	1-2	5-8	5	2	0	0	1	2	8
R. Smith	22	7-15	1-3	8-10	3	3	4	0	2	2	23
Buckles	16	2-4	0-1	2-2	1	0	1	0	0	0	6
Swopshire	4	0-1	0-0	1-2	1	0	0	0	0	0	1
Justice	1	0-0	0-0	0-0	0	0	0	0	0	0	0
Ware	3	0-0	0-0	0-0	0	0	0	0	1	0	0
Team					3						
Totals	200	22-55	5-16	21-30	40	11	20	4	7	17	70

Total FG%	1st H: 14-33 42.4%	2nd H: 8-22 36.4%	Game: 40.0%
3-Pt. FG%	1st H: 4-11 36.4%	2nd H: 1-5 20.0%	Game: 31.3%
FThrow %	1st H: 5-10 50.0%	2nd H: 16-20 80.0%	Game: 70.0%

### Western Kentucky 60

Player	min	FG	3FG	FT	Reb	Ast	TO	BL	ST	PF	TP
Zollo	20	2-2	1-1	0-0	5	1	2	0	0	4	5
Fant	24	3-6	0-0	0-0	5	1	3	1	1	4	6
Gordon	38	5-14	0-2	3-6	9	5	3	1	0	4	13
Crook	30	6-13	0-0	1-3	3	1	4	0	5	3	13
Price	28	207	1-5	1-2	2	2	2	0	1	4	6
Kaspar	12	2-3	2-3	0-0	0	1	1	0	0	1	6
McDonald	16	0-1	0-1	2-4	0	0	0	0	0	2	2
Sheldon	0+	0-0	0-0	0-0	0	0	0	0	0	0	0
Snipes	17	2-3	2-3	0-0	3	0	1	0	1	5	6
Akol	15	1-3	0-0	1-2	1	0	2	2	1	0	3
Starks	0+	0-0	0-0	0-0	0	0	0	0	0	0	0
Team					3						
Totals	200	23-52	6-15	8-17	31	11	18	4	9	27	60

Total FG%	1st H: 14-26 53.8%	2nd H: 9-26 34.6%	Game: 44.2%
3-Pt. FG%	1st H: 4-7 57.1%	2nd H: 2-8 25.0%	Game: 40.0%
FThrow %	1st H: 2-4 50.0%	2nd H: 6-13 46.2%	Game: 47.1%

### Score by Periods

1st	2nd	Total	Attendance: 22,150	
Western Kentucky	34	26	60	Ties: 2
Louisville	37	33	70	Lead Changes: 5

## Georgetown 71, Louisville 68 Dec. 28, 2011 -- KFC YUM! CENTER

### Louisville 68

Player	min	FG	3FG	FT	Reb	Ast	TO	BL	ST	PF	TP
Kuric	40	5-13	5-12	2-2	4	1	0	1	1	3	17
Behanan	32	4-8	0-1	0-0	8	0	1	1	3	1	8
Dieng	26	3-8	0-0	1-3	8	3	1	2	2	5	7
Siva	36	5-10	0-1	5-6	3	6	2	1	5	2	15
C. Smith	23	1-5	1-3	1-3	1	3	0	0	0	2	4
R. Smith	24	6-13	2-7	0-0	3	2	3	0	2	4	14
Buckles	15	1-3	0-0	0-1	3	0	1	0	0	2	2
Swopshire	3	0-0	0-0	1-2	0	0	1	0	0	1	1
Ware	1	0-0	0-0	0-0	0	0	0	0	0	0	0
Team					2					1	
Totals	200	25-60	8-24	10-17	32	15	9	5	13	21	68

Total FG%	1st H: 13-29 44.8%	2nd H: 12-31 38.7%	Game: 41.7%
3-Pt. FG%	1st H: 4-13 30.8%	2nd H: 4-11 36.4%	Game: 33.3%
FThrow %	1st H: 5- 9 55.6%	2nd H: 5- 8 62.5%	Game: 58.8%

### Georgetown 71

Player	min	FG	3FG	FT	Reb	Ast	TO	BL	ST	PF	TP
Thompson	31	4-10	2-2	0-0	5	1	4	0	1	1	10
Lubick	12	1-2	0-1	0-0	0	1	1	0	0	3	2
Sims	26	2-8	0-0	3-4	3	4	3	0	0	3	7
Starks	29	7-8	4-4	2-2	3	0	3	0	0	1	20
Clark	30	2-8	0-1	3-5	5	1	1	2	0	3	7
Whittington	11	0-1	0-0	0-0	2	1	0	0	1	2	0
Hopkins	8	0-2	0-0	202	2	1	0	0	0	0	2
Porter	32	5-6	0-1	4-6	14	1	4	0	2	1	14
Trawick	21	2-3	1-2	4-5	2	1	0	0	0	4	9
Team					2						
Totals	200	23-48	7-11	18-24	38	11	16	2	4	18	71

Total FG%	1st H: 10-23 43.5%	2nd H: 13-25 52.0%	Game: 47.9%
3-Pt. FG%	1st H: 2- 5 40.0%	2nd H: 5- 6 83.3%	Game: 63.6%
FThrow %	1st H: 10-13 76.9%	2nd H: 8-11 72.7%	Game: 75.0%

### Score by Periods

1st	2nd	Total	Attendance: 22,517	
Georgetown	32	39	71	Ties: 5
Louisville	35	33	68	Lead Changes: 10

## Kentucky 69, Louisville 62 Dec. 31, 2011 -- Lexington, Ky.

### Louisville 62

Player	min	FG	3FG	FT	Reb	Ast	TO	BL	ST	PF	TP
Kuric	28	1-4	0-2	0-0	2	1	1	0	1	4	2
Behanan	15	1-3	0-0	2-2	5	1	1	0	0	5	4
Dieng	33	2-5	0-0	1-2	5	0	3	6	1	4	5
Siva	29	2-10	0-4	4-6	2	4	3	1	1	4	8
C. Smith	21	1-0	1-3	2-2	3	0	0	0	3	3	7
R. Smith	27	10-20	3-8	7-10	5	0	3	0	3	3	30
Buckles	15	1-4	0-0	0-0	3	0	2	0	0	4	2
Swopshire	17	1-2	0-2	2-3	2	0	0	1	3	2	4
Justice	1	0-0	0-0	0-0	1	0	0	0	0	0	0
Ware	4	0-1	0-0	0-2	0	0	1	0	0	0	0
Team					3						
Totals	200	20-62	4-18	18-27	31	6	14	8	12	29	62

Total FG%	1st H: 11-27 40.7%	2nd H: 9-35 25.7%	Game: 32.3%
3-Pt. FG%	1st H: 1- 5 20.0%	2nd H: 3-13 23.1%	Game: 22.2%
FThrow %	1st H: 10-14 71.4%	2nd H: 8-13 61.5%	Game: 66.7%

### Kentucky 69

Player	min	FG	3FG	FT	Reb	Ast	TO	BL	ST	PF	TP
Kidd-Gilchrist	39	7-16	2-4	8-13	19	1	0	0	0	3	24
Davis	27	3-4	0-0	12-13	10	0	2	6	3		

# 2011-12 Box Scores

## Providence 90, Louisville 59

Jan. 10, 2012 -- Providence, R.I. (Dunkin' Donuts Center)

### Louisville 59

Player	min	FG	3FG	FT	Reb	Ast	TO	BL	ST	PF	TP
Kuric	39	4-8	1-3	2-2	9	1	1	0	2	2	11
Behanan	20	2-8	0-3	3-5	3	3	0	0	0	0	7
Dieng	18	2-5	0-0	0-1	2	0	2	3	0	3	4
Siva	19	1-5	0-2	0-0	2	1	1	0	1	5	2
C. Smith	27	6-11	1-4	3-4	0	4	0	0	1	3	16
Nunez	12	2-5	2-4	0-0	1	0	2	0	0	0	6
R. Smith	8	1-4	0-1	0-0	0	0	1	0	1	0	2
Buckles	22	1-4	0-0	0-1	4	1	2	1	1	4	2
Henderson	5	0-0	0-0	1-2	1	1	0	0	0	1	1
Swopshire	9	1-2	0-0	0-0	1	0	0	0	0	0	2
Justice	8	1-3	0-2	0-0	0	1	0	0	1	0	2
Ware	13	1-3	0-0	2-4	0	2	1	0	1	2	4
Team					2						1
Totals	200	22-58	4-19	11-19	25	14	10	4	8	22	59

Total FG% 1st H: 10-33 30.3% 2nd H: 12-25 48.0% Game: 37.9%  
 3-Pt. FG% 1st H: 1- 8 12.5% 2nd H: 3-11 27.3% Game: 21.1%  
 FThrow % 1st H: 4- 7 57.1% 2nd H: 7-12 58.3% Game: 57.9%

### Providence 90

Player	min	FG	3FG	FT	Reb	Ast	TO	BL	ST	PF	TP
Batts	36	9-13	0-0	9-10	10	1	1	3	1	3	27
Kofane	11	1-1	0-0	0-0	3	1	1	0	0	3	2
Henton	40	6-17	2-4	0-0	4	3	5	0	1	3	14
Cotton	39	6-7	5-5	10-12	1	2	2	0	2	1	27
Council	40	5-11	2-5	3-4	8	14	2	1	0	3	15
Goldsbrough	2	0-0	0-0	0-0	0	0	0	0	0	0	0
Giplaye	2	0-0	0-0	0-0	2	0	0	0	0	0	0
Carter	1	0-1	0-1	0-0	0	0	0	0	0	0	0
Dixon	29	1-3	0-0	3-3	5	2	0	1	1	4	5
Team					7						1
Totals	200	28-53	9-15	25-29	40	23	12	5	5	17	90

Total FG% 1st H: 13-27 48.1% 2nd H: 15-26 57.7% Game: 52.8%  
 3-Pt. FG% 1st H: 5- 8 62.5% 2nd H: 4- 7 57.1% Game: 60.0%  
 F Throw % 1st H: 12-13 92.3% 2nd H: 13-16 81.3% Game: 86.2%

### Score by Periods

1st	2nd	Total	Attendance:	
Providence	43	47	90	8,163
Louisville	25	34	59	Ties: 3
				Lead Changes: 4

## Louisville 76, DePaul 59

Jan. 14, 2012 -- KFC YUM! CENTER

### Louisville 76

Player	min	FG	3FG	FT	Reb	Ast	TO	BL	ST	PF	TP
C. Smith	26	6-9	4-5	4-4	3	1	0	0	0	3	20
Behanan	19	1-3	0-0	0-0	5	0	1	0	0	1	2
Dieng	38	5-9	0-0	3-3	14	0	2	4	1	2	13
R. Smith	34	10-22	0-7	5-8	5	6	3	0	4	3	25
Siva	40	2-6	0-2	0-0	1	7	6	0	6	2	4
R. Smith	27	6-11	1-4	3-4	0	4	0	0	1	3	16
Buckles	14	2-2	1-1	0-0	5	1	2	0	2	0	5
Price	2	0-0	0-0	0-0	1	0	0	0	0	0	0
Henderson	4	0-0	0-0	1-2	0	1	0	0	0	0	1
Swopshire	7	0-0	0-0	0-0	2	1	0	0	0	0	0
Ware	16	3-6	0-0	0-0	4	0	3	1	0	0	6
Team					1						1
Totals	200	29-57	5-15	13-17	41	16	17	5	13	11	76

Total FG% 1st H: 16-31 51.6% 2nd H: 13-26 50.0% Game: 50.9%  
 3-Pt. FG% 1st H: 2- 9 22.2% 2nd H: 3- 6 50.0% Game: 33.3%  
 FThrow % 1st H: 5- 7 71.4% 2nd H: 8-10 80.0% Game: 76.5%

### DePaul 59

Player	min	FG	3FG	FT	Reb	Ast	TO	BL	ST	PF	TP
Melvin	28	3-11	1-1	1-3	2	0	6	2	0	1	8
Faber	22	0-3	0-0	0-0	8	0	1	1	0	3	0
Kelly	31	3-11	2-7	0-0	1	4	1	0	1	3	8
Young	29	5-16	2-6	2-2	3	1	1	0	1	0	14
McKinney	20	4-5	0-0	0-0	5	2	3	0	3	0	8
Clahar	23	3-5	3-3	0-0	3	3	1	0	2	3	9
Robertson	7	1-2	0-0	0-0	0	0	0	1	0	2	2
Morgan	24	3-8	2-5	0-0	6	1	3	0	0	3	8
Crockett	7	1-5	0-1	0-0	2	0	0	0	1	1	2
Kirk	9	0-1	0-0	0-0	2	0	0	0	0	1	0
Team					1						1
Totals	200	23-67	10-23	3-5	33	11	17	4	8	17	59

Total FG% 1st H: 12-29 30.8% 2nd H: 11-28 39.3% Game: 34.3%  
 3-Pt. FG% 1st H: 5-13 38.5% 2nd H: 5-10 50.0% Game: 43.5%  
 F Throw % 1st H: 1- 2 50.0% 2nd H: 2- 3 66.7% Game: 60.0%

### Score by Periods

1st	2nd	Total	Attendance:	
DePaul	30	29	59	21,223
Louisville	39	37	76	Ties: 1
				Lead Changes: 1

## Marquette 74, Louisville 63

Jan. 16, 2012 -- Milwaukee, Wisc. (Bradley Center)

### Louisville 63

Player	min	FG	3FG	FT	Reb	Ast	TO	BL	ST	PF	TP
Behanan	26	5-11	0-4	0-2	12	2	4	0	0	4	10
Dieng	32	4-5	0-0	1-2	6	3	1	3	1	5	9
R. Smith	39	8-20	3-7	1-2	4	2	3	0	4	3	20
Siva	37	1-4	0-3	0-0	3	8	3	0	1	2	2
C. Smith	39	7-14	4-7	1-2	8	1	3	0	2	2	19
Nunez	4	0-2	0-1	0-0	0	0	1	0	0	0	0
Buckles	1	0-0	0-0	0-0	1	0	0	0	0	1	0
Price	2	0-0	0-0	0-0	1	0	0	0	0	1	0
Swopshire	15	1-5	0-0	0-0	0	1	1	0	1	1	2
Ware	5	0-2	0-1	1-2	2	0	1	0	2	1	1
Team					1						1
Totals	200	26-63	7-23	4-10	38	17	17	3	11	20	63

Total FG% 1st H: 12-32 37.5% 2nd H: 14-31 45.2% Game: 41.3%  
 3-Pt. FG% 1st H: 5-13 38.5% 2nd H: 2-10 20.0% Game: 30.4%  
 FThrow % 1st H: 1-2 50.0% 2nd H: 3-8 37.5% Game: 40.0%

### Marquette 74

Player	min	FG	3FG	FT	Reb	Ast	TO	BL	ST	PF	TP
Crowder	37	6-11	2-5	0-1	11	1	5	2	6	2	14
Gardner	18	5-9	0-0	7-7	6	2	0	0	0	1	17
Johnson-Odom	37	7-19	3-9	2-2	4	2	2	1	0	1	19
Blue	19	1-2	0-0	0-0	2	4	2	0	0	1	2
Cadougan	31	1-6	0-2	5-6	3	6	4	0	3	2	7
Wilson	26	1-5	0-2	2-2	2	2	0	1	1	2	4
Mayo	29	4-9	3-4	0-0	3	2	1	0	0	3	11
Wilson	3	0-0	0-0	0-0	1	0	0	0	1	0	0
Team					4						4
Totals	200	25-61	8-22	16-18	36	19	14	4	11	12	74

Total FG% 1st H: 11-32 34.4% 2nd H: 14-29 48.3% Game: 41.0%  
 3-Pt. FG% 1st H: 4-10 40.0% 2nd H: 4-12 33.3% Game: 36.4%  
 F Throw % 1st H: 8-8 100% 2nd H: 8-10 80.0% Game: 88.9%

### Score by Periods

1st	2nd	Total	Attendance:	
Marquette	34	40	74	16,688
Louisville	30	33	63	Ties: 1
				Lead Changes: 1

## Louisville 73, Pittsburgh 62

Jan. 21, 2012 -- Pittsburgh, Pa. (Peterson Events Center)

### Louisville 73

Player	min	FG	3FG	FT	Reb	Ast	TO	BL	ST	PF	TP
C. Smith	32	1-4	0-2	0-0	3	1	2	0	0	0	2
Behanan	29	6-9	0-0	7-9	5	0	1	0	0	3	19
Dieng	38	5-5	0-0	3-4	14	2	3	5	1	3	13
R. Smith	33	4-11	1-5	2-3	2	3	6	0	6	3	11
Siva	24	3-4	0-0	1-2	1	7	4	0	2	4	7
Price	2	0-0	0-0	0-0	0	0	0	0	0	1	0
Kuric	33	7-12	5-9	2-2	5	1	1	0	2	1	21
Justice	8	0-1	0-0	0-0	0	3	0	0	0	0	0
Ware	1	0-1	0-1	0-0	0	0	0	0	0	0	0
Team					0						0
Totals	200	26-47	6-17	15-20	30	17	17	5	12	14	73

Total FG% 1st H: 12-27 44.4% 2nd H: 14-20 70.0% Game: 55.3%  
 3-Pt. FG% 1st H: 3-10 30.0% 2nd H: 3- 7 42.9% Game: 35.3%  
 FThrow % 1st H: 4- 6 66.7% 2nd H: 11-14 78.6% Game: 75.0%

### Pittsburgh 62

Player	min	FG	3FG	FT	Reb	Ast	TO	BL	ST	PF	TP
Patterson	33	6-9	2-3	0-0	5	7	1	0	1	3	14
Robinson	31	6-11	0-0	0-1	7	3	4	0	2		

# 2011-12 Box Scores

## Louisville 78, Rutgers 66 Feb. 4, 2012 -- KFC YUM! CENTER

Louisville 78												
Player	min	FG	3FG	FT	Reb	Ast	TO	BL	ST	PF	TP	
Kuric	39	3-11	3-9	5-6	3	2	3	0	1	0	14	
Behanan	35	11-12	0-1	1-3	11	0	5	0	2	2	23	
Dieng	31	3-5	0-0	2-2	4	1	1	7	0	3	8	
Siva	25	3-5	0-1	4-6	3	2	1	0	1	2	10	
C. Smith	27	1-5	0-3	6-7	13	6	0	0	0	3	1	8
Nunez	1	0-0	0-0	0-0	0	0	0	0	0	0	0	
R. Smith	20	3-9	1-4	5-6	4	2	4	0	0	2	12	
Price	5	0-0	0-0	0-0	1	0	0	0	0	1	0	
Swopshire	6	0-1	0-0	1-2	0	0	1	0	0	2	1	
Justice	1	0-0	0-0	0-0	0	0	0	0	0	0	0	
Ware	10	1-3	0-0	0-0	1	0	3	0	0	0	2	
Team					0							
Totals	200	25-51	4-18	24-32	40	13	19	7	8	12	78	
Total FG%	1st H:	13-24	54.2%	2nd H:	12-27	44.4%	Game:	49.0%				
3-Pt. FG%	1st H:	2-8	25.0%	2nd H:	2-10	20.0%	Game:	22.2%				
FThrow %	1st H:	13-19	68.4%	2nd H:	11-13	84.6%	Game:	75.0%				

Rutgers 66												
Player	min	FG	3FG	FT	Reb	Ast	TO	BL	ST	PF	TP	
Miller	32	2-4	2-4	2-2	5	1	1	0	3	1	8	
Biruta	24	1-4	0-0	3-4	1	1	3	0	0	4	5	
Randall	14	0-2	0-0	0-0	0	0	1	1	0	1	0	
Seagears	31	3-10	1-3	0-0	3	5	0	0	3	1	7	
Carter	35	9-17	3-9	3-3	6	3	5	0	0	3	24	
Mack	24	3-6	3-6	0-0	1	1	1	0	3	4	9	
Poole	22	4-12	1-3	0-0	3	1	1	0	1	3	9	
Johnson	11	2-4	0-0	0-0	1	0	0	0	0	4	4	
Jack	5	0-0	0-0	0-0	1	0	1	0	0	0	0	
Lewis	2	0-0	0-0	0-0	1	0	0	0	0	0	0	
Team					3		1					
Totals	200	24-59	10-25	8-9	25	12	14	1	10	23	66	
Total FG%	1st H:	13-28	46.4%	2nd H:	11-31	35.5%	Game:	40.7%				
3-Pt. FG%	1st H:	4-13	30.8%	2nd H:	6-12	50.0%	Game:	40.0%				
F Throw %	1st H:	6-6	100%	2nd H:	2-3	66.7%	Game:	88.9%				

Score by Periods				Attendance: 21,298	
1st	2nd	Total	Ties:		
Rutgers	36	30	66	1	
Louisville	41	37	78	Lead Changes:	2

## Louisville 80, Connecticut 59 Feb. 6, 2012 -- KFC YUM! CENTER

Louisville 80												
Player	min	FG	3FG	FT	Reb	Ast	TO	BL	ST	PF	TP	
Kuric	32	3-12	2-7	2-2	9	2	0	0	0	1	10	
Behanan	27	3-8	1-2	0-0	12	2	4	0	0	2	7	
Dieng	31	7-12	0-0	1-2	6	0	2	0	6	2	15	
Siva	32	3-10	1-1	0-0	1	9	2	0	1	1	7	
C. Smith	26	5-7	4-6	2-3	6	2	1	0	0	1	16	
Nunez	5	2-2	2-2	0-0	0	1	0	0	1	0	6	
R. Smith	14	3-8	0-2	0-0	4	2	2	0	0	2	6	
Price	8	0-1	0-0	0-0	0	0	0	0	0	0	2	
Henderson	3	0-1	0-1	0-0	0	2	1	0	0	0	0	
Swopshire	14	4-7	1-3	0-1	1	0	0	2	1	1	9	
Justice	3	2-2	0-0	0-0	0	0	1	0	0	3	4	
Ware	5	0-2	0-1	0-0	1	2	0	0	1	1	0	
Team					5							
Totals	200	32-72	11-25	5-8	45	22	13	2	10	16	80	
Total FG%	1st H:	11-30	36.7%	2nd H:	21-42	50.0%	Game:	44.4%				
3-Pt. FG%	1st H:	4-11	36.4%	2nd H:	7-14	50.0%	Game:	44.0%				
FThrow %	1st H:	3-5	60.0%	2nd H:	2-3	66.7%	Game:	62.5%				

Connecticut 59												
Player	min	FG	3FG	FT	Reb	Ast	TO	BL	ST	PF	TP	
Lamb	35	3-9	1-5	0-0	5	1	3	0	0	2	7	
Orlander	14	1-3	0-0	0-0	2	0	1	0	0	1	2	
Drummond	16	0-6	0-0	0-0	4	0	1	0	3	2	0	
Boatright	34	5-10	2-3	6-8	6	5	3	0	4	1	18	
Napier	35	3-11	0-4	3-4	3	1	2	0	4	3	9	
Daniels	14	1-4	0-2	0-0	3	0	2	1	0	3	2	
Giffey	3	0-0	0-0	0-0	0	0	0	0	0	1	0	
Smith	19	3-7	0-0	4-6	5	0	1	0	0	0	10	
Oriakhi	30	4-7	0-0	3-4	7	0	2	4	0	0	11	
Team					1							
Totals	200	20-57	3-14	16-22	36	7	15	5	11	13	59	
Total FG%	1st H:	10-31	32.3%	2nd H:	10-26	38.5%	Game:	35.1%				
3-Pt. FG%	1st H:	0-7	0.0%	2nd H:	3-7	42.9%	Game:	21.4%				
F Throw %	1st H:	4-6	66.7%	2nd H:	12-16	75.0%	Game:	72.7%				

Score by Periods				Attendance: 21,804	
1st	2nd	Total	Ties:		
Connecticut	24	35	59	3	
Louisville	29	51	80	Lead Changes:	2

## Louisville 77, West Virginia 74 Feb. 11, 2012 -- Morgantown, W.Va. (WVU Coliseum)

Louisville 77												
Player	min	FG	3FG	FT	Reb	Ast	TO	BL	ST	PF	TP	
Kuric	25	5-10	4-8	3-4	1	1	0	0	1	2	17	
Behanan	28	1-4	0-0	2-2	6	1	2	0	1	1	4	
Dieng	26	1-4	0-0	0-0	6	1	1	0	1	4	2	
Siva	32	4-9	0-1	2-2	2	5	3	0	0	4	10	
C. Smith	27	4-10	3-5	2-2	1	1	1	0	1	3	13	
R. Smith	16	6-12	0-2	4-4	4	2	0	0	1	3	16	
Price	6	0-0	0-0	0-1	1	0	0	1	0	3	0	
Swopshire	20	1-3	0-1	0-0	3	1	0	0	0	3	2	
Blackshear	20	5-9	3-5	0-0	4	0	1	1	1	0	13	
Team					4							
Totals	200	27-61	10-22	13-15	32	12	8	2	6	23	77	
Total FG%	1st H:	14-34	41.2%	2nd H:	13-27	48.1%	Game:	44.3%				
3-Pt. FG%	1st H:	6-12	50.0%	2nd H:	4-10	40.0%	Game:	45.5%				
FThrow %	1st H:	3-5	60.0%	2nd H:	10-10	100%	Game:	86.7%				

West Virginia 74												
Player	min	FG	3FG	FT	Reb	Ast	TO	BL	ST	PF	TP	
Kpmes	40	7-13	3-5	5-7	11	4	0	0	1	0	22	
Kilicli	22	7-8	0-0	3-5	5	0	4	0	0	5	17	
Hinds	38	3-8	1-4	0-0	2	6	1	0	3	2	7	
Browne	29	1-3	0-1	2-2	5	2	2	0	0	3	4	
Bryant	40	3-17	2-10	5-7	7	1	2	0	2	2	13	
Rutledge	19	2-4	0-0	2-4	5	0	2	2	0	4	6	
Brown	6	1-2	1-2	0-0	0	0	0	0	0	0	3	
Williamson	0+	0-0	0-0	0-0	0	0	0	0	0	0	0	
Miles	6	1-1	0-0	0-2	1	0	0	0	0	0	2	
Team					3							
Totals	200	25-56	7-22	17-27	39	13	11	2	6	16	74	
Total FG%	1st H:	17-34	50.0%	2nd H:	8-22	36.4%	Game:	44.6%				
3-Pt. FG%	1st H:	4-12	33.3%	2nd H:	3-10	30.0%	Game:	31.8%				
F Throw %	1st H:	6-13	46.2%	2nd H:	11-14	76.6%	Game:	63.0%				

Score by Periods				Attendance: 11,254	
1st	2nd	Total	Ties:		
West Virginia	44	30	74	4	
Louisville	37	40	77	Lead Changes:	9

## Syracuse 52, Louisville 51 Feb. 13, 2012 -- KFC YUM! CENTER

Louisville 51												
Player	min	FG	3FG	FT	Reb	Ast	TO	BL	ST	PF	TP	
Kuric	35	1-8	1-6	0-0	7	0	1	0	0	2	3	
Behanan	29	3-8	0-0	2-5	9	1	0	0	2	1	16	
Dieng	40	2-9	0-0	5-6	10	3	5	4	0	2	9	
Siva	27	3-5	1-2	1-4	2	4	5	0	1	3	8	
C. Smith	34	3-11	3-7	1-2	6	0	0	0	0	4	10	
Nunez	0+	0-0	0-0	0-0	0	0	0	0	0	0	0	
R. Smith	10	0-4	0-2	3-4	3	1	4	0	0	1		

# 2011-12 Box Scores

## Louisville 57, Pittsburgh 54 Feb. 26, 2012 -- KFC YUM! CENTER

Louisville 57												
Player	min	FG	3FG	FT	Reb	Ast	TO	BL	ST	PF	TP	
Kuric	36	5-8	4-7	3-4	4	2	0	0	2	3	17	
Behanan	26	1-2	0-0	4-5	4	2	2	0	1	2	6	
Dieng	37	2-6	0-0	1-3	5	0	2	3	3	4	5	
Siva	38	2-7	0-0	7-10	5	5	4	0	2	1	11	
C. Smith	22	0-4	0-3	0-0	2	0	1	0	0	0	0	
R. Smith	26	7-12	1-3	3-6	1	0	2	0	4	2	18	
Price	3	0-1	0-0	0-0	0	0	0	1	0	0	0	
Swopshire	4	0-0	0-0	0-0	2	0	1	0	0	0	0	
Ware	3	0-0	0-0	0-0	0	0	2	0	1	2	0	
Blackshear	5	0-4	0-1	0-0	2	0	0	0	0	1	0	
Team					0							
Totals	200	17-44	5-14	18-28	25	9	14	4	13	15	57	
Total FG%	1st H:	6-17	35.3%	2nd H:	11-27	40.7%	Game:	38.6%				
3-Pt. FG%	1st H:	2- 7	28.6%	2nd H:	3- 7	42.9%	Game:	35.7%				
FThrow %	1st H:	11-16	68.8%	2nd H:	7-12	58.3%	Game:	64.3%				

Pittsburgh 54												
Player	min	FG	3FG	FT	Reb	Ast	TO	BL	ST	PF	TP	
Taylor	25	3-6	0-0	5-7	5	0	0	2	0	2	11	
Patterson	14	2-3	0-1	0-0	3	1	2	0	0	4	4	
Robinson	29	3-9	0-0	2-4	11	2	3	0	2	4	8	
Woodall	32	2-10	0-2	0-0	5	2	6	-	1	2	4	
Gibbs	33	2-5	0-3	0-0	2	2	0	0	0	1	4	
Wright	16	2-5	0-0	0-0	1	2	1	0	0	3	4	
Johnson	2	0-0	0-0	0-0	0	0	0	0	0	1	0	
Rivers	1	0-0	0-0	0-0	0	0	0	0	0	0	0	
Gilbert	10	0-0	0-0	0-0	2	0	0	0	1	3	0	
Zanna	10	1-4	0-0	1-2	1	1	1	0	0	2	3	
Moore	28	6-9	1-2	3-4	7	0	3	0	3	1	16	
Team					1					1		
Totals	200	21-51	1-8	11-17	38	8	19	2	7	24	54	
Total FG%	1st H:	11-25	44.0%	2nd H:	10-26	38.5%	Game:	41.2%				
3-Pt. FG%	1st H:	1- 5	20.0%	2nd H:	0- 3	0.0%	Game:	12.5%				
F Throw %	1st H:	1- 2	50.0%	2nd H:	10-15	66.7%	Game:	64.7%				

Score by Periods	1st	2nd	Total	Attendance:
Pittsburgh	24	30	54	22,746
Louisville	25	32	57	Ties: 4
				Lead Changes: 11

## USF 58, Louisville 51 Feb. 29, 2012 -- KFC YUM! CENTER

Louisville 51												
Player	min	FG	3FG	FT	Reb	Ast	TO	BL	ST	PF	TP	
Kuric	37	6-13	2-8	0-0	2	0	1	0	0	0	14	
Swopshire	13	0-1	0-1	0-0	3	0	1	0	1	2	0	
Dieng	32	1-4	0-0	1-2	5	1	2	2	1	3	3	
Siva	31	2-7	0-1	0-0	4	3	3	0	1	1	4	
C. Smith	28	4-7	3-5	3-3	3	2	1	0	1	4	14	
Nunez	4	0-3	0-3	0-0	0	1	1	0	0	1	0	
R. Smith	17	0-8	0-4	5-5	3	1	1	0	0	3	5	
Price	4	0-0	0-0	0-0	1	0	0	0	0	1	0	
Ware	3	1-1	0-0	0-0	0	0	1	0	0	0	2	
Behanan	30	4-8	0-0	1-4	7	1	2	1	2	2	9	
Blackshear	1	0-1	0-0	0-0	0	0	0	0	0	0	0	
Team					1		1					
Totals	200	18-53	5-22	10-14	29	9	14	3	6	17	51	
Total FG%	1st H:	7-26	26.9%	2nd H:	11-27	40.7%	Game:	34.0%				
3-Pt. FG%	1st H:	1- 9	11.1%	2nd H:	4-13	30.8%	Game:	22.7%				
FThrow %	1st H:	2- 2	100%	2nd H:	8-12	66.7%	Game:	71.4%				

Score by Periods	1st	2nd	Total	Attendance:
USF	22	36	58	22,114
Louisville	17	34	51	Ties: 3
				Lead Changes: 8

## Syracuse 58, Louisville 49 March 3, 2012 -- Syracuse, N.Y. (Carrier Dome)

Louisville 49												
Player	min	FG	3FG	FT	Reb	Ast	TO	BL	ST	PF	TP	
Swopshire	14	2-4	0-1	0-0	5	0	2	0	0	0	4	
Blackshear	13	1-5	1-3	1-2	0	1	1	0	0	1	4	
Dieng	40	3-13	0-0	0-0	12	0	1	2	1	4	6	
Siva	38	1-2	0-1	2-2	5	4	6	0	2	4	4	
C. Smith	28	1-8	0-5	1-1	3	0	1	0	1	1	3	
R. Smith	18	5-14	0-6	0-0	1	1	1	0	3	5	10	
Kuric	32	3-9	1-7	1-2	4	1	1	1	2	1	8	
Behanan	17	5-7	0-0	0-0	7	0	0	0	1	0	10	
Team					3							
Totals	200	21-62	2-23	5-7	40	7	14	3	10	16	49	
Total FG%	1st H:	8-25	32.0%	2nd H:	13-27	35.1%	Game:	33.9%				
3-Pt. FG%	1st H:	1-11	9.1%	2nd H:	1-12	8.3%	Game:	8.7%				
FThrow %	1st H:	2- 4	50.0%	2nd H:	3- 3	100%	Game:	71.4%				

Syracuse 58												
Player	min	FG	3FG	FT	Reb	Ast	TO	BL	ST	PF	TP	
Christmas	1	0-1	0-0	0-0	0	0	0	0	0	0	0	
Joseph	36	4-9	2-6	1-3	4	2	3	0	2	0	11	
Melo	34	1-3	0-0	2-2	8	0	2	4	1	2	4	
Jardine	18	0-4	0-2	0-1	1	3	3	1	0	1	0	
Triche	28	5-10	3-6	5-6	4	4	1	0	1	2	18	
Carter-Williams	4	0-0	0-0	1-2	0	0	1	0	1	1	1	
Walters	29	5-9	2-3	1-2	4	3	2	0	1	3	13	
Fair	24	2-4	0-1	0-0	4	0	1	0	0	1	4	
Keita	5	0-0	0-0	0-0	0	0	0	0	0	0	0	
Reese	1	0-2	0-1	0-0	0	0	1	0	0	0	0	
Southerland	20	2-3	1-2	2-2	4	0	1	3	0	1	7	
Team					3							
Totals	200	19-49	8-21	12-18	32	12	15	8	6	11	58	
Total FG%	1st H:	8-25	32.0%	2nd H:	11-20	55.0%	Game:	42.2%				
3-Pt. FG%	1st H:	4-13	30.8%	2nd H:	4- 8	50.0%	Game:	38.1%				
F Throw %	1st H:	6- 8	75.0%	2nd H:	6-10	60.0%	Game:	66.7%				

Score by Periods	1st	2nd	Total	Attendance:
Syracuse	26	32	58	33,205
Louisville	19	30	49	Ties: 2
				Lead Changes: 1

## Louisville 61, Seton Hall 55 March 7, 2012 -- New York (Madison Square Garden) BIG EAST Conference Championship Second Round

Louisville 61												
Player	min	FG	3FG	FT	Reb	Ast	TO	BL	ST	PF	TP	
Kuric	39	4-14	2-10	3-5	1	2	0	0	2	2	13	
Behanan	26	1-2	0-0	2-4	4	1	2	0	0	4	4	
Dieng	38	2-3	0-0	2-3	10	1	1	6	1	4	6	
Siva	36	6-11	2-2	0-2	5	3	3	0	6	1	14	
C. Smith	22	2-7	2-5	1-2	2	1	0	0	0	1	7	
R. Smith	23	4-10	0-2	3-6	1	0	2	0	0	3	11	
Price	2	0-0	0-0	1-2	0	0	0	0	0	0	1	
Swopshire	13	0-2	0-0	5-6	2	2	0	0	0	3	5	
Blackshear	1	0-0	0-0	0-0	0	0	0	0	0	2	0	
Team					5		1					
Totals	200	19-49	6-19	17-30	30	10	9	6	9	20	61	
Total FG%	1st H:	8-29	27.6%	2nd H:	11-20	55.0%	Game:	38.8%				
3-Pt. FG%	1st H:	3-10	30.0%	2nd H:	3- 9	33.3%	Game:	31.6%				
FThrow %	1st H:	4- 7	57.1%	2nd H:	13-23	56.5%	Game:	56.7%				

Score by Periods	1st	2nd	Total	Attendance:
Seton Hall	22	33	55	20,057
Louisville	23	38	61	Ties: 3
				Lead Changes: 8

## Louisville 84, Marquette 71 March 8, 2012 -- New York (Madison Square Garden) BIG EAST Conference Championship Quarterfinals

Louisville 84												
Player	min	FG	3FG	FT	Reb	Ast	TO	BL	ST	PF	TP	
Kuric	36	7-18	2-8	4-4	4	0	0	3	0	2	20	
Behanan	35	6-12	0-1	0-1	8	1	1	1	1	2	12	
Dieng	22	3-6	0-0	2-2	10	1	3	3	2	3	8	
Siva	34	6-16	1-2	5-7	8	6	5	1	4	3		

# 2011-12 Box Scores

## Louisville 50, Cincinnati 44 March 10, 2012 -- New York (Madison Square Garden) BIG EAST Conference Championship

Louisville 50												
Player	min	FG	3FG	FT	Reb	Ast	TO	BL	ST	PF	TP	
Kuric	34	4-7	2-4	3-3	4	1	1	0	0	1	13	
Behanan	26	1-7	0-0	1-1	8	0	0	1	0	0	3	
Dieng	40	2-5	0-0	1-2	10	0	3	3	0	4	5	
Siva	36	4-10	0-2	2-2	4	5	4	0	0	3	10	
C. Smith	25	6-10	3-6	0-0	3	2	3	0	1	2	15	
R. Smith	18	0-7	0-1	4-4	2	2	3	0	3	1	4	
Swopshire	13	0-1	0-0	0-0	1	0	0	0	0	0	0	
Justice	2	0-0	0-0	0-0	0	0	0	0	0	0	0	
Blackshear	6	0-1	0-1	0-0	1	1	0	0	0	0	0	
Team					4							
Totals	200	17-48	5-15	11-12	37	11	14	4	4	11	50	
Total FG%	1st H:	9-24	37.5%	2nd H:	8-24	33.3%	Game:	35.4%				
3-Pt. FG%	1st H:	3-10	30.0%	2nd H:	2-4	50.0%	Game:	35.7%				
F Throw %	1st H:	3-3	100%	2nd H:	8-9	88.9%	Game:	91.7%				

Cincinnati 44												
Player	min	FG	3FG	FT	Reb	Ast	TO	BL	ST	PF	TP	
Gates	36	4-10	0-1	1-1	6	0	1	0	0	2	9	
Wright	30	7-12	2-4	0-0	2	2	5	0	2	2	16	
Dixon	27	2-8	0-3	0-2	2	2	2	0	0	1	4	
Kilpatrick	33	209	1-4	0-0	3	2	0	1	1	1	5	
Parker	32	5-9	0-1	0-4	7	0	1	0	1	3	10	
Jackson	28	0-2	0-0	0-0	4	0	2	6	1	3	0	
Mbodj	4	0-0	0-0	0-0	1	0	0	0	0	1	0	
Guyn	10	0-1	0-1	0-0	1	0	0	0	2	1	0	
Team					2							
Totals	200	20-51	3-14	1-7	28	6	11	7	7	14	44	
Total FG%	1st H:	7-29	24.1%	2nd H:	13-22	59.1%	Game:	39.2%				
3-Pt. FG%	1st H:	0-9	0.0%	2nd H:	3-5	60.0%	Game:	21.4%				
F Throw %	1st H:	0-0	0.0%	2nd H:	1-7	14.3%	Game:	14.3%				

Score by Periods	1st	2nd	Total	Attendance:
Cincinnati	14	30	44	20,057
Louisville	24	26	50	Ties: 0
				Lead Changes: 2

## Louisville 69, Davidson 62 March 15, 2012 -- Portland, Oregon (Rose Garden) NCAA West Region Second Round

Louisville 69												
Player	min	FG	3FG	FT	Reb	Ast	TO	BL	ST	PF	TP	
Kuric	40	4-13	0-3	5-8	4	1	0	1	1	1	13	
Behanan	33	5-9	0-0	4-5	11	1	1	1	0	2	14	
Dieng	19	2-3	0-0	5-7	7	0	0	2	0	4	9	
Siva	25	7-12	0-0	3-4	2	6	4	0	2	5	17	
C. Smith	26	0-3	0-1	4-6	6	0	2	0	1	4	4	
R. Smith	20	1-7	1-1	3-4	2	0	1	0	1	2	6	
Swopshire	20	1-4	0-0	2-2	5	0	0	0	0	1	4	
Justice	9	1-1	0-0	0-0	0	0	1	0	0	0	2	
Blackshear	3	0-0	0-0	0-0	0	0	1	0	0	0	0	
Team					3							
Totals	200	21-52	1-5	26-36	40	8	10	4	5	19	69	
Total FG%	1st H:	14-27	51.9%	2nd H:	7-25	28.0%	Game:	40.4%				
3-Pt. FG%	1st H:	1-2	50.0%	2nd H:	0-3	0.0%	Game:	20.0%				
F Throw %	1st H:	4-7	57.1%	2nd H:	22-29	75.9%	Game:	72.2%				

Davidson 62												
Player	min	FG	3FG	FT	Reb	Ast	TO	BL	ST	PF	TP	
Cohen	30	9-19	0-1	6-7	10	0	1	1	1	2	24	
Brooks	19	1-7	0-1	3-4	5	3	3	1	0	4	5	
Kuhlman	35	1-7	1-3	0-3	1	3	1	1	0	3	3	
Cochran	35	1-4	1-3	6-7	1	3	1	0	0	4	9	
Czerapowicz	28	2-7	2-6	0-0	9	2	1	0	0	4	6	
Kalinoski	16	1-6	0-4	0-0	4	0	0	0	1	1	2	
Reigel	3	0-0	0-0	0-0	0	0	0	0	0	0	0	
Droney	13	0-1	0-1	0-0	3	1	1	0	0	0	0	
Mann	21	6-9	0-0	1-2	2	0	2	3	2	5	13	
Team					1							
Totals	200	21-60	4-19	16-23	36	12	10	6	4	23	62	
Total FG%	1st H:	9-30	30.0%	2nd H:	12-30	40.0%	Game:	35.0%				
3-Pt. FG%	1st H:	2-12	16.7%	2nd H:	2-7	28.6%	Game:	21.1%				
F Throw %	1st H:	5-10	50.0%	2nd H:	11-13	84.6%	Game:	69.6%				

Score by Periods	1st	2nd	Total	Attendance:
Davidson	25	37	62	17,050
Louisville	33	36	69	Ties: 3
				Lead Changes: 4

## Louisville 59, New Mexico 56 March 17, 2012 -- Portland, Oregon (Rose Garden) NCAA West Region Third Round

Louisville 59												
Player	min	FG	3FG	FT	Reb	Ast	TO	BL	ST	PF	TP	
Kuric	33	3-7	2-5	2-2	0	0	1	2	1	2	10	
Behanan	34	5-7	0-0	0-2	4	1	3	0	1	0	10	
Dieng	39	3-7	0-1	0-0	10	2	1	3	2	1	6	
Siva	31	2-6	0-0	2-2	1	5	2	0	1	3	6	
C. Smith	25	3-6	2-5	0-0	2	0	1	0	0	2	8	
R. Smith	23	5-12	3-3	4-5	2	0	3	0	3	4	17	
Price	1	0-1	0-0	0-0	0	0	0	0	0	0	0	
Swopshire	6	0-0	0-0	0-0	1	1	0	0	0	1	0	
Justice	0+	0-0	0-0	0-1	0	0	0	0	0	0	0	
Blackshear	8	1-2	0-1	0-0	3	0	0	0	1	1	2	
Team					2							
Totals	200	22-48	7-15	8-12	25	9	11	5	9	14	59	
Total FG%	1st H:	11-27	40.7%	2nd H:	11-21	52.4%	Game:	45.8%				
3-Pt. FG%	1st H:	3-6	50.0%	2nd H:	4-9	44.4%	Game:	46.7%				
F Throw %	1st H:	1-2	50.0%	2nd H:	7-10	70.0%	Game:	66.7%				

New Mexico 56												
Player	min	FG	3FG	FT	Reb	Ast	TO	BL	ST	PF	TP	
Hardeman	29	4-7	0-0	0-1	6	0	2	0	0	1	8	
Gordon	35	8-15	1-1	4-5	14	2	1	0	1	2	21	
Greenwood	27	0-4	0-3	0-0	3	1	2	1	0	2	0	
Williams	37	5-11	1-5	0-0	2	2	2	0	0	3	3	
Snell	21	1-5	1-5	0-0	2	2	2	0	0	0	3	
Adams	4	0-0	0-0	0-0	0	0	0	0	1	0	0	
Fenton	11	2-6	0-3	0-0	1	1	0	0	1	0	4	
McDonald	11	1-3	1-3	0-0	0	1	0	0	0	1	3	
Walker	14	2-7	1-3	0-0	2	1	3	0	0	1	5	
Bairstow	11	0-0	0-0	1-2	3	0	1	1	0	2	1	
Team					2							
Totals	200	23-58	5-23	5-8	36	13	13	2	5	12	56	
Total FG%	1st H:	11-29	37.9%	2nd H:	12-29	41.4%	Game:	39.7%				
3-Pt. FG%	1st H:	2-11	18.2%	2nd H:	3-12	25.0%	Game:	21.7%				
F Throw %	1st H:	1-3	33.3%	2nd H:	4-5	80.0%	Game:	62.5%				

Score by Periods	1st	2nd	Total	Attendance:
New Mexico	25	31	56	18,167
Louisville	26	33	59	Ties: 7
				Lead Changes: 2

## Louisville 57, Michigan State 44 March 22, 2012 -- Phoenix, Ariz. (US Airways Center) NCAA West Region Semifinals

Louisville 57												
Player	min	FG	3FG	FT	Reb	Ast	TO	BL	ST	PF	TP	
Kuric	32	3-8	1-5	0-0	3	0	0	0	0	1	7	
Behanan	29	6-10	0-1	3-7	9	1	1	0	3	2	15	
Dieng	40	2-5	1-1	0-0	9	0	1	7	3	3	5	
Siva	35	2-9	0-3	0-0	3	9	5	0	0	2	4	
C. Smith	28	3-7	3-6	0-0	5	1	1	0	1	0	9	
R. Smith	17	3-10	2-4	3-4	3	3	1	0	0	2	11	
Swopshire	11	2-4	2-3	0-0	2	1	0	0	2	0	6	
Blackshear	8	0-2	0-0	0-0	0	0	0	0	0	1	0	
Team					5		1					
Totals	200	21-55	9-23	6-11	39	15	10	7	9	11	57	
Total FG%	1st H:	8-30	26.7%	2nd H:	13-25	52.0%	Game:	38.2%				
3-Pt. FG%	1st H:	7-15	46.7%	2nd H:	2-8	25.0%	Game:	39.1%				
F Throw %	1st H:	0-0	0.0%	2nd H:	6-11	54.5%	Game:	54.5%				

Michigan State 44												
Player	min	FG	3FG	FT	Reb	Ast	TO	BL	ST	PF	TP	
Green	37	5-16	1-7	2-2	16	2	6					



**University of Louisville**  
**Louisville Extended Season Box Score (as of Mar 25, 2012)**  
**All games**



RECORD:	OVERALL	HOME	AWAY	NEUTRAL
ALL GAMES	30-9	16-4	6-5	8-0
CONFERENCE	10-8	5-4	5-4	0-0
NON-CONFERENCE	20-1	11-0	1-1	8-0

#	Player	gp-gs	min	avg	Total			3-Point		F-Throw		Rebounds					a/g	to	to/g	a/to	blk	blk/g	stl	stl/g	pts	avg	
					fg-fga	fg%	3fg-fga	3fg%	ft-fa	ft%	off	def	tot	avg	pf	dq											a
14	KURIC, Kyle	37-35	1342	36.3	162-383	.423	75-229	.328	72-90	.800	41	113	154	4.2	78	0	45	1.22	38	1.03	1.18	19	0.51	46	1.24	471	12.7
02	SMITH, Russ	38-7	796	20.9	145-404	.359	41-133	.308	109-142	.768	26	69	95	2.5	108	3	75	1.97	87	2.29	0.86	1	0.03	85	2.24	440	11.6
05	SMITH, Chris	39-37	1076	27.6	119-291	.409	66-166	.398	74-100	.740	40	102	142	3.6	56	0	75	1.92	43	1.10	1.74	0	0.00	34	0.87	378	9.7
24	BEHANAN, Chane	39-36	1005	25.8	142-277	.513	6-34	.176	80-136	.588	115	174	289	7.4	75	2	32	0.82	70	1.79	0.46	18	0.46	32	0.82	370	9.5
10	DIENG, Gorgui	39-39	1272	32.6	142-266	.534	1-2	.500	72-107	.673	130	221	351	9.0	130	5	40	1.03	77	1.97	0.52	124	3.18	45	1.15	357	9.2
03	SIVA, Peyton	37-37	1172	31.7	117-290	.403	16-67	.239	86-117	.735	19	99	118	3.2	112	5	208	5.62	128	3.46	1.63	5	0.14	64	1.73	336	9.1
33	MARRA, Mike	2-0	25	12.5	5-8	.625	1-4	.250	1-2	.500	1	4	5	2.5	0	0	2	1.00	2	1.00	1.00	0	0.00	1	0.50	12	6.0
04	BUCKLES, Rakeem	11-1	149	13.5	16-37	.432	2-5	.400	10-18	.556	18	24	42	3.8	20	0	3	0.27	15	1.36	0.20	2	0.18	7	0.64	44	4.0
21	SWOPSHIRE, Jared	38-2	519	13.7	45-115	.391	5-24	.208	33-48	.688	30	79	109	2.9	41	0	17	0.45	22	0.58	0.77	9	0.24	13	0.34	128	3.4
25	BLACKSHEAR, Wayne	14-1	91	6.5	9-36	.250	5-18	.278	5-9	.556	6	11	17	1.2	8	0	2	0.14	7	0.50	0.29	1	0.07	3	0.21	28	2.0
01	NUNEZ, Angel	12-0	55	4.6	8-21	.381	6-16	.375	2-4	.500	2	6	8	0.7	1	0	2	0.17	6	0.50	0.33	2	0.17	1	0.08	24	2.0
13	JACKSON, Mark	3-0	12	4.0	2-4	.500	1-1	1.000	0-0	.000	0	3	3	1.0	1	0	0	0.00	2	0.67	0.00	0	0.00	0	0.00	5	1.7
44	VAN TREESE, Stephan	3-0	20	6.7	1-3	.333	0-0	.000	2-4	.500	4	2	6	2.0	5	0	0	0.00	1	0.33	0.00	1	0.33	1	0.33	4	1.3
15	HENDERSON, Tim	11-0	57	5.2	4-11	.364	3-7	.429	3-6	.500	3	6	9	0.8	7	0	6	0.55	6	0.55	1.00	0	0.00	1	0.09	14	1.3
23	WARE, Kevin	20-0	105	5.3	8-27	.296	0-5	.000	4-12	.333	4	10	14	0.7	12	0	9	0.45	21	1.05	0.43	4	0.20	7	0.35	20	1.0
22	JUSTICE, Elisha	24-0	122	5.1	10-26	.385	1-11	.091	2-3	.667	1	8	9	0.4	15	0	9	0.38	12	0.50	0.75	0	0.00	6	0.25	23	1.0
12	PRICE, Zach	19-0	82	4.3	4-13	.308	0-0	.000	4-15	.267	6	9	15	0.8	18	1	0	0.00	3	0.16	0.00	3	0.16	2	0.11	12	0.6
Total.....		39	7900		939-2212	.425	229-722	.317	559-813	.688	499	973	1472	37.7	690	16	525	13.46	550	14.10	0.95	189	4.85	348	8.92	2666	68.4
Opponents.....		39	7900		829-2184	.380	216-713	.303	497-746	.666	503	908	1411	36.2	731	-	444	11.38	607	15.56	0.73	137	3.51	277	7.10	2371	60.8



**University of Louisville**  
**Louisville Team Game-by-Game Comparison (as of Mar 25, 2012)**  
**All games**



Opponent	1st	2nd	Score	Mar	Total FG	FG Pct	3-Pointers	3FG Pct	Free Throws	FT Pct	Rebounds	Assist	T/Over	Block	Steal	Fouls	
UT MARTIN	47/23	36/25	83-48	+35	31-57/16-54	.544/.296	9-23/6-18	.391/.333	12-21/10-19	.571/.526	46/29	+17	20/11	19/21	8/2	12/7	19/20
LAMAR	36/23	32/25	68-48	+20	23-57/15-65	.404/.231	3-11/3-19	.273/.158	19-24/15-27	.792/.556	49/44	+5	13/6	14/11	5/4	5/8	20/21
BUTLER	29/28	40/25	69-53	+16	24-47/18-46	.511/.391	5-18/4-18	.278/.222	16-23/13-17	.696/.765	31/25	+6	10/11	14/14	5/0	4/8	17/20
ARKANSAS STATE	22/12	32/15	54-27	+27	19-51/10-41	.373/.244	5-13/1-10	.385/.100	11-19/6-18	.579/.333	41/33	+8	13/2	15/22	5/2	10/7	21/22
OHIO	28/23	31/31	59-54	+5	20-54/21-55	.370/.382	5-19/8-23	.263/.348	14-22/4-8	.636/.500	42/34	+8	14/7	12/14	6/2	7/5	11/22
LONG BEACH STATE	44/32	35/34	79-66	+13	26-57/25-55	.456/.455	7-17/3-11	.412/.273	20-26/13-18	.769/.722	32/37	(5)	16/17	11/21	2/3	14/4	20/22
VANDERBILT	25/26	25/24	62-60	+2	25-60/18-44	.417/.409	5-20/10-26	.250/.385	7-11/14-24	.636/.583	37/31	+6	13/10	16/18	3/2	7/7	18/14
IUPUI	40/35	50/25	90-60	+30	35-63/22-61	.556/.361	3-11/9-23	.273/.391	17-27/12-10	.773/.700	40/33	+7	17/14	12/20	2/1	12/8	14/19
FAIRLEIGH DICKINSON	44/25	36/33	80-58	+22	27-63/21-59	.429/.356	9-29/6-16	.310/.375	17-27/10-21	.630/.476	50/36	+14	16/13	10/12	4/2	6/5	17/20
MEMPHIS	42/32	53/55	95-87	+8	28-70/26-63	.400/.413	7-23/6-15	.304/.400	32-40/29-43	.800/.674	45/45	-	17/11	14/17	9/8	13/10	26/28
COLLEGE OF CHARLESTON	33/37	36/25	69-62	+7	27-62/20-52	.435/.385	8-22/12-23	.364/.522	7-16/10-13	.438/.769	41/34	+7	12/11	17/22	5/2	15/7	15/14
WESTERN KENTUCKY	37/34	33/26	70-60	+10	22-55/23-52	.400/.442	5-16/6-15	.313/.400	21-30/8-17	.700/.471	40/31	+9	11/11	20/18	4/4	7/9	17/27
GEORGETOWN	35/32	33/39	68-71	(3)	25-60/23-48	.417/.479	8-24/7-11	.333/.636	10-17/18-24	.588/.750	32/38	(6)	15/11	9/16	5/2	13/4	21/18
KENTUCKY	33/36	29/33	62-69	(7)	20-62/17-57	.323/.298	4-18/3-16	.222/.188	18-27/32-43	.667/.744	31/57	(26)	6/10	14/21	8/7	12/6	29/23
ST. JOHN'S	29/18	44/40	73-58	+15	26-60/18-64	.433/.281	9-22/2-16	.409/.125	12-16/20-25	.750/.800	43/42	+1	22/9	19/14	10/7	9/11	21/18
NOTRE DAME	28/24	22/26	65-67	(2)	22-52/20-63	.423/.317	4-13/5-26	.308/.192	17-27/22-29	.630/.759	42/40	+2	9/10	18/11	5/3	8/7	25/20
Providence	25/43	34/47	59-90	(31)	22-58/28-53	.379/.528	4-19/9-15	.211/.600	11-19/25-29	.579/.862	25/40	(15)	14/23	10/12	4/5	8/5	22/17
DEPAUL	39/30	37/29	76-59	+17	29-57/23-67	.509/.343	5-15/10-23	.333/.435	13-17/3-5	.765/.600	41/33	+8	16/11	17/17	5/4	13/8	11/17
Marquette	30/34	33/40	63-74	(11)	26-63/25-61	.413/.410	7-23/8-22	.304/.364	4-10/16-18	.400/.889	38/36	+2	17/19	17/14	3/4	11/11	20/12
Pittsburgh	31/28	42/34	73-62	+11	26-47/27-59	.553/.458	6-17/7-22	.353/.318	15-20/11-6	.750/.167	30/30	-	17/16	17/18	5/1	12/7	14/19
VILLANOVA	39/44	45/30	84-74	+10	26-61/26-66	.426/.394	8-23/5-19	.348/.263	24-34/17-23	.706/.739	41/43	(2)	19/10	9/13	3/1	7/5	21/24
Seton Hall	36/21	24/30	60-51	+9	20-44/16-58	.455/.276	4-12/3-18	.333/.167	16-24/16-27	.667/.593	43/34	+9	11/5	24/12	7/2	5/10	19/20
RUTGERS	41/36	37/30	78-66	+12	25-51/24-59	.490/.407	4-18/10-25	.222/.400	24-32/8-9	.750/.889	40/25	+5	13/12	19/14	7/1	8/10	12/23
CONNECTICUT	29/24	51/35	80-59	+21	32-72/20-57	.444/.351	11-25/3-14	.440/.214	5-8/16-22	.625/.727	45/36	+9	22/7	13/15	2/5	10/11	16/13
WEST VIRGINIA	37/44	40/30	77-74	+3	27-61/25-56	.443/.446	10-22/7-22	.455/.318	13-15/17-27	.867/.630	32/39	(7)	12/13	8/11	2/2	6/6	23/16
SYRACUSE	24/22	27/30	51-52	(1)	17-49/21-61	.347/.344	5-19/1-15	.263/.067	12-21/9-11	.571/.818	40/37	+3	10/12	16/8	4/3	3/12	15/18
DePaul	32/42	45/35	90-82	+8	30-66/32-66	.455/.485	12-32/6-20	.375/.300	18-27/12-16	.667/.750	40/36	+4	17/20	17/20	6/5	11/9	16/23
Cincinnati	30/32	26/28	56-60	(4)	19-55/19-58	.345/.328	1-14/11-27	.071/.407	17-23/11-19	.739/.579	42/36	+6	9/12	14/11	3/8	9/5	16/16
PITTSBURGH	25/24	32/30	57-54	+3	17-44/21-51	.386/.412	5-14/1-8	.357/.125	18-28/11-17	.643/.647	25/38	(13)	9/8	14/19	4/2	13/7	15/24
SOUTH FLORIDA	17/22	34/36	51-58	(7)	18-53/22-49	.340/.449	5-22/4-10	.227/.400	10-14/10-16</								



Second Round  
MARCH 15-16

Third Round  
MARCH 17-18

Regional Semifinals  
MARCH 22-23

Regional Finals  
MARCH 24-25

National Semifinals  
MARCH 31

FILL OUT YOUR BRACKET  
NATIONAL BASKETBALL DAY  
MARCH 12

National Semifinals  
MARCH 31

Regional Semifinals  
MARCH 22-23

Third Round  
MARCH 17-18

Second Round  
MARCH 15-16

## First Four®

16 Miss. Val. (21-12) 58	14 BYU (25-8) 78	12 California (24-9) 54
16 W. Ky. (15-18) 59	14 Iowa (25-7) 72	12 S. Fla. (20-13) 65

Mar 13 Mar 14 Mar 14

DAYTON DAYTON

MARCH 13-14 MARCH 13-14

Watch On **truTV**

### 2012 NCAA FINAL FOUR NEW ORLEANS

**Final Four®**  
NEW ORLEANS  
MARCH 31 AND APRIL 2

## National Championship

APRIL 2

**Final Four®**  
NEW ORLEANS  
MARCH 31 AND APRIL 2

### SOUTH ATLANTA

March 25

1 Kentucky 87	1 Kentucky 102
16 Western Ky. 66	8 Iowa St. 71
8 Iowa St. (22-10) 77	9 Connecticut (20-13) 64
5 Wichita St. (27-5) 59	12 VCU (28-6) 62
12 VCU (28-6) 62	4 Indiana (25-8) 79
4 Indiana (25-8) 79	13 New Mexico St. (26-9) 66
6 UNLV (26-8) 64	11 Colorado (23-11) 68
11 Colorado (23-11) 68	3 Baylor (27-7) 68
3 Baylor (27-7) 68	14 S. Dakota St. (27-7) 60
7 Notre Dame (22-11) 63	10 Xavier (21-12) 67
10 Xavier (21-12) 67	2 Duke (27-6) 70
2 Duke (27-6) 70	15 Lehigh (26-7) 75

### WEST PHOENIX

March 24

1 Michigan St. 65	4 Louisville 72
16 LIU Brooklyn (25-8) 67	8 Memphis (26-8) 54
8 Memphis (26-8) 54	9 Saint Louis 61
9 Saint Louis (25-7) 61	5 New Mexico 56
5 New Mexico (27-6) 75	12 Long Beach St. (25-8) 68
12 Long Beach St. (25-8) 68	4 Louisville (26-9) 69
4 Louisville (26-9) 69	13 Davidson (25-7) 62
6 Murray St. (30-1) 58	11 Colorado St. (20-11) 41
11 Colorado St. (20-11) 41	3 Marquette (25-7) 88
3 Marquette (25-7) 88	14 BYU 68
14 BYU 68	7 Florida (23-10) 71
7 Florida (23-10) 71	10 Virginia (22-9) 45
10 Virginia (22-9) 45	2 Missouri (30-4) 84
2 Missouri (30-4) 84	15 Norfolk St. (25-9) 86
15 Norfolk St. (25-9) 86	

### EAST BOSTON

March 24

1 Syracuse 75	16 UNC Asheville (24-9) 65
16 UNC Asheville (24-9) 65	8 Kansas St. (21-10) 70
8 Kansas St. (21-10) 70	9 Southern Miss. (25-8) 64
9 Southern Miss. (25-8) 64	5 Vanderbilt 57
5 Vanderbilt 57	12 Harvard (26-4) 70
12 Harvard (26-4) 70	4 Wisconsin 63
4 Wisconsin 63	13 Montana (25-6) 49
13 Montana (25-6) 49	6 Cincinnati 62
6 Cincinnati 62	11 Texas (20-13) 59
11 Texas (20-13) 59	3 Florida St. (24-9) 66
3 Florida St. (24-9) 66	14 St. Bonaventure (20-11) 63
14 St. Bonaventure (20-11) 63	7 Gonzaga (25-6) 77
7 Gonzaga (25-6) 77	10 West Virginia (19-13) 54
10 West Virginia (19-13) 54	2 Ohio St. (27-7) 78
2 Ohio St. (27-7) 78	15 Loyola (MD) (24-8) 59
15 Loyola (MD) (24-8) 59	

### MIDWEST ST. LOUIS

March 25

1 UNC 87	11 NC State 66
1 UNC 87	11 N. Carolina St. (22-12) 79
11 N. Carolina St. (22-12) 79	3 Georgetown (23-8) 74
3 Georgetown (23-8) 74	14 Belmont (27-7) 59
14 Belmont (27-7) 59	7 St. Mary's (CA) (27-5) 69
7 St. Mary's (CA) (27-5) 69	10 Purdue (21-12) 72
10 Purdue (21-12) 72	2 Kansas (27-6) 65
2 Kansas (27-6) 65	

Watch the tournament on these networks or online at [NCAA.COM/MARCHMADNESS](http://NCAA.COM/MARCHMADNESS)

\*\*ALL THIS EASTERN\*\*

\*On March 11, the NCAA Division I Men's Basketball Committee will select eight teams to play the first-round games on March 13 and 14 in Dayton. Second- and third-round and regional sites will be placed in that order by the NCAA Division I Men's Basketball Committee March 8.

# Louisville Year-by-Year Records

Year	Coach	Won	Lost	Pct
1911-12	William Gardiner	0	3	.000
1912-13	Captains	2	3	.400
1913-14	Captains	2	6	.250
1914-15	Captains	4	5	.444
1915-16	Ed Bowman	8	3	.727
1916-17	No Formal Team			
1917-18	Ed Bowman	3	4	.429
1918-19	Jim Parks & Earl Ford	7	4	.636
1919-20	Tuley Brucker	6	5	.545
1920-21	Jimmie Powers	3	6	.273
1921-22	Dr. John O'Rouke	1	13	.071
1922-23	No Formal Team			
1923-24	Fred Enke	3	13	.188
1924-25	Fred Enke	10	7	.588
1925-26	Tom King	4	8	.333
1926-27	Tom King	7	5	.583
1927-28	Tom King	12	4	.750
1928-29	Tom King	12	7	.632
1929-30	Tom King	9	6	.600
1930-31	Edward Weber	5	11	.313
1931-32	Edward Weber	15	7	.682
1932-33	C.V. Money	11	11	.500
1933-34	C.V. Money	16	9	.640
1934-35	C.V. Money	5	9	.357
1935-36	C.V. Money	14	11	.560
1936-37	Lawrence Apitz	4	8	.333
1937-38	Lawrence Apitz	4	11	.267
1938-39	Lawrence Apitz	1	15	.063
1939-40	Lawrence Apitz	1	18	.053
1940-41	John Heldman, Jr.	2	14	.125
1941-42	John Heldman, Jr.	7	10	.412
1942-43	No Formal Team			
1943-44	Harold Church & Walter Casey	10	10	.500
1944-45	Bernard Hickman	16	3	.842
1945-46	Bernard Hickman	22	6	.786
1946-47	Bernard Hickman	17	6	.739
1947-48	Bernard Hickman	29	6	.829
1948-49	Bernard Hickman	23	10	.697
1949-50	Bernard Hickman	21	11	.656
1950-51	Bernard Hickman	19	7	.731
1951-52	Bernard Hickman	20	6	.769
1952-53	Bernard Hickman	22	6	.786
1953-54	Bernard Hickman	22	7	.759
1954-55	Bernard Hickman	19	8	.704
1955-56	Bernard Hickman	26	3	.897
1956-57	Bernard Hickman	21	5	.808
1957-58	Bernard Hickman	13	12	.520
1958-59	Bernard Hickman	19	12	.613
1959-60	Bernard Hickman	15	11	.577
1960-61	Bernard Hickman	21	8	.724
1961-62	Bernard Hickman	15	10	.600
1962-63	Bernard Hickman	14	11	.560
1963-64	Bernard Hickman	15	10	.600
1964-65	Bernard Hickman	15	10	.600
1965-66	Bernard Hickman	16	10	.615
1966-67	Bernard Hickman	23	5	.821
1967-68	John Dromo	21	7	.750
1968-69	John Dromo	21	6	.778
1969-70	John Dromo	18	9	.667
1970-71	John Dromo	20	9	.689
1971-72	Denny Crum	26	5	.839
1972-73	Denny Crum	23	7	.767
1973-74	Denny Crum	21	7	.750
1974-75	Denny Crum	28	3	.903
1975-76	Denny Crum	20	8	.714
1976-77	Denny Crum	21	7	.750

Year	Coach	Won	Lost	Pct
1977-78	Denny Crum	23	7	.767
1978-79	Denny Crum	24	8	.750
1979-80	Denny Crum	33	3	.917
1980-81	Denny Crum	21	9	.700
1981-82	Denny Crum	23	10	.697
1982-83	Denny Crum	32	4	.889
1983-84	Denny Crum	24	11	.686
1984-85	Denny Crum	19	18	.514
1985-86	Denny Crum	32	7	.820
1986-87	Denny Crum	18	14	.562
1987-88	Denny Crum	24	11	.686
1988-89	Denny Crum	22	8	.733
1989-90	Denny Crum	27	8	.771
1990-91	Denny Crum	14	15	.467
1991-92	Denny Crum	19	11	.633
1992-93	Denny Crum	22	9	.710
1993-94	Denny Crum	28	6	.824
1994-95	Denny Crum	19	14	.594
1995-96	Denny Crum	20	11	.645
1996-97	Denny Crum	26	9	.743
1997-98	Denny Crum	12	20	.375
1998-99	Denny Crum	19	11	.633
1999-00	Denny Crum	19	12	.613
2000-01	Denny Crum	12	19	.387
2001-02	Rick Pitino	19	13	.594
2002-03	Rick Pitino	25	7	.781
2003-04	Rick Pitino	20	9	.690
2004-05	Rick Pitino	33	5	.868
2005-06	Rick Pitino	21	13	.617
2006-07	Rick Pitino	24	10	.706
2007-08	Rick Pitino	27	9	.750
2008-09	Rick Pitino	31	6	.838
2009-10	Rick Pitino	20	13	.611
2010-11	Rick Pitino	25	10	.714
2011-12	Rick Pitino	30	9	.769

## Louisville Coaching Records

Years	Coach	Seasons	Won	Lost	Pct
1911-1912	William Gardiner	1	0	3	.000
1912-1915	Coached by Captains	3	8	14	.363
1915-1918	Ed Bowman	2*	11	8	.578
1918-1919	Earl Ford	1	7	4	.637
1919-1920	Tuley Brucker	1	6	5	.545
1920-1921	Jimmy Powers	1	3	8	.272
1921-1922	Dr. John T. O'Rouke	1	1	13	.071
1922-1923	No Formal Team				
1923-1925	Fred Enke	2	14	20	.411
1925-1930	Tom King	5	44	30	.594
1930-1932	Eddie Weber	2	20	18	.526
1932-1936	C.V. (Red) Money	4	46	40	.534
1936-1940	Lawrence E. Apitz	4	10	52	.161
1940-1942	John C. Heldman, Jr.	2	9	24	.272
1942-1943	No Formal Team				
1943-1944	C. Spec. Harold Church & C. Spec. Walter Casey	1	10	10	.500
1944-1967	Bernard Hickman	23	443	183	.708
1967-1971	John Dromo	4**	68	23	.747
1970-1971	Howard Stacey	1**	12	8	.600
1971-2001	Denny Crum	30	675	295	.696
2001-2007	Rick Pitino	11	275	105	.723
<b>Totals</b>		<b>98</b>	<b>1662</b>	<b>862</b>	<b>.658</b>

\* No formal team in 1916-17.

\*\* Howard Stacey took over as head coach when John Dromo suffered a heart attack on Jan. 3, 1971.

### Louisville's All-Time Scoring Leaders

Player	Years	Pts.	Avg.	Won-Lost	Pct
1. Darrell Griffith	1976-80	2333	18.5	101-25	.801
2. DeJuan Wheat	1993-97	2183	16.1	95-41	.699
3. Pervis Ellison	1985-89	2143	15.8	96-40	.706
4. Reece Gaines	1999-03	1945	15.6	75-51	.595
5. Milt Wagner	1981-86	1836	12.7	113-32	.779
6. Derek Smith	1978-82	1826	13.9	101-30	.771
7. LaBradford Smith	1987-91	1806	13.6	88-42	.677
8. Charlie Tyra	1953-57	1728	18.2	88-23	.792
9. Herbert Crook	1984-88	1723	12.1	93-50	.650
10. Wes Unseld	1965-68	1686	20.6	60-22	.731
11. Billy Thompson	1982-86	1685	11.9	106-30	.779
12. TaquanDean	2002-06	1649	12.9	96-35	.733
13. Marques Maybin	1997-01	1624	13.8	62-62	.500
14. Lancaster Gordon	1980-84	1614	12.0	102-34	.750
15. Everick Sullivan	1988-92	1583	12.6	84-44	.656
16. Butch Beard	1966-69	1580	19.0	65-18	.783
17. Wesley Cox	1973-77	1578	14.0	90-25	.782
18. Terrence Williams	2005-09	1564	11.2	103-38	.730
19. Nate Johnson	1996-00	1513	12.1	76-52	.600
20. Jim Price	1969-72	1490	17.1	64-23	.764

### Louisville All-Americans

Season	Player	Team
1955-56	Charlie Tyra	Helms Athletic Foundation
1956-57	Charlie Tyra	Helms Athletic Foundation
1958-59	Don Goldstein	Helms Athletic Foundation
1960-61	John Turner	Helms Athletic Foundation
1965-66	Wes Unseld	Helms Athletic Foundation
1966-67	Wes Unseld	AP, UPI, NABC, Helms, USBWA, Converse
1967-68	Wes Unseld	AP, UPI, NABC, Helms, USBWA, Converse
1968-69	Butch Beard	Helms Athletic Foundation
1971-72	Jim Price	NABC, USBWA, Helms, Converse
1974-75	Junior Bridgeman	NABC, USBWA, Basketball Weekly, Citizens Athletic Foundation, Converse
1974-75	Allen Murphy	Citizens Athletic Foundation
1975-76	Phil Bond	College Sports Info. Dir. of America (CoSIDA), Academic All-America
1976-77	Wesley Cox	Citizens Athletic Foundation, Converse
1977-78	Rick Wilson	Basketball Weekly
1978-79	Darrell Griffith	Sporting News, Citizens Athletic Foundation, Converse
1979-80	Darrell Griffith	John Wooden Award, Sporting News Player of the Year, Basketball Weekly, Converse, USBWA, AP, UPI, Sport Magazine, Citizens Athletic Fdn.
1983-84	Lancaster Gordon	The Sporting News second team
1988-89	Pervis Ellison	Consensus first team; USBWA and NABC first teams; AP and UPI second teams; Blue Ribbon Yearbook Player of the Year
1993-94	Clifford Rozier	Consensus first team; AP, UPI, USBWA first teams; NABC, Basketball Weekly, and Basketball Times second teams.
1996-97	DeJuan Wheat	The Sporting News second team, NABC third team, AP honorable mention
2002-03	Reece Gaines	The Sporting News, ESPN and Sports Illustrated second team, AP third team
2004-05	Francisco Garcia	NABC second team, John Wooden All-America team
2008-09	Terrence Williams	Wooden Award All-America team; Sports Illustrated and Lowe's Senior CLASS first team; ESPN and Fox Sports second team; Associated Press and NABC third team.

### Most NCAA Tournament Appearances

52	*Kentucky, 1942-2012
43	North Carolina, 1941-2012
42	*UCLA, 1950-2011
41	Kansas, 1940-2012
<b>38</b>	<b>Louisville, 1951-2012</b>
36	Duke, 1955-2012
36	Indiana, 1940-2012
35	Syracuse, 1957-2012
32	Notre Dame, 1953-2012
30	Villanova, 1942-2011

### Most NCAA Tournament Games

155	*Kentucky, 1942-2012
149	North Carolina, 1941-2012
131	Kansas, 1940-2012
130	*UCLA, 1950-2011
128	Duke, 1955-2012
<b>103</b>	<b>Louisville, 1951-2012</b>
92	Indiana, 1940-2012
90	Syracuse, 1957-2012
79	Michigan State, 1957-2012
78	*Connecticut, 1951-2012
76	*Villanova, 1942-2011

### Most NCAA Tournament Wins

109	*Kentucky, 1942-2012
108	North Carolina, 1941-2012
96	Duke, 1955-2011
95	*UCLA, 1950-2011
92	Kansas, 1940-2012
<b>64</b>	<b>Louisville, 1951-2012</b>
62	Indiana, 1940-2012
56	Syracuse, 1957-2012
54	Michigan State, 1957-2012
50	*Connecticut, 1951-2011

*\*Does not include vacated years.*

### Most Appearances/NCAA Sweet 16

*The NCAA recognizes Sweet 16 records since 1975, the first year that all teams in the tournament would be required to win at least one game to advance to the Sweet 16.*

25	North Carolina, 1975-2012
24	Kentucky, 1975-2012
22	Duke, 1978-2011
19	Kansas, 1981-2012
<b>18</b>	<b>Louisville, 1975-2012</b>
17	Syracuse, 1975-2012
16	*UCLA, 1975-2008
15	Indiana, 1975-2012
14	Arizona, 1976-2011
14	Connecticut, 1976-2011
14	Michigan State, 1978-2012
11	Georgetown, 1980-2007
11	Maryland, 1975-2003
10	Arkansas, 1978-96
10	UNLV, 1975-2007

*\* does not include vacated year*

**Note:** Louisville won both of its NCAA Championships (1980, 1986) after entering the tournament as a No. 2 seed. Those two U of L squads are among five teams that have won the NCAA title as a No. 2 seed.



# Louisville Individual NCAA Tournament Top Performances

## NCAA Scoring (Single Game)

1. Junior Bridgeman (1975 vs. Rutgers) ...	36
2. Darrell Griffith (1980 vs. Iowa) .....	34
3. DeJuan Wheat (1996 vs. Tulsa) .....	33
Allen Murphy (1975 vs. UCLA) .....	33
5. Edgar Sosa (2007 vs. Texas A&M) .....	31
6. Jim Price (1972 vs. UCLA) .....	30
7. DeJuan Wheat (1995 vs. Memphis) .....	28
John Turner (1961 vs. Morehead St.) .....	28
9. John Ruether (1964 vs. Ohio State) .....	27
Francisco Garcia (2005 vs. ULL) .....	27
11. Reece Gaines (2003 vs. Butler) .....	26
Dwayne Morton (1994 vs. Minnesota) ..	26
James Brewer (1993 vs. Oklahoma St.)	26
LaBradford Smith (1989 vs. Arkansas) .	26
Allen Murphy (1974 vs. Oral Roberts) ..	26

## NCAA Scoring (Single Season)

1. Darrell Griffith (1980) .....	116
2. Billy Thompson (1986) .....	110
3. Don Goldstein (1959) .....	107
4. Jim Price (1972) .....	103
5. Junior Bridgeman (1975) .....	102
Allen Murphy (1975) .....	102
7. Herbert Crook (1986) .....	97
8. Pervis Ellison (1986) .....	93
9. Milt Wagner (1986) .....	91
10. Francisco Garcia (2005) .....	88

## NCAA Scoring (Career)

1. Milt Wagner .....	224
2. Pervis Ellison .....	203
Darrell Griffith .....	203
4. Lancaster Gordon .....	186
5. DeJuan Wheat .....	155
6. John Turner .....	148
7. Herbert Crook .....	147
8. Billy Thompson .....	144
9. Charles Jones .....	141
10. Allen Murphy .....	141

## NCAA Blocks (Single Game)

1. Gorgui Dieng (2012 vs. Michigan St.) ...	7
Pervis Ellison (1989 vs. Illinois) .....	7
3. Terrance Farley (2007 vs. Texas A&M) ..	4
Francisco Garcia (2005 vs. Ga. Tech) ..	4
Clifford Rozier (1994 vs. Minnesota) ....	4
Tony Kimbro (1989 vs. Illinois) .....	4
Pervis Ellison (1988 vs. Oklahoma) .....	4
Charles Jones (1981 vs. Arkansas) .....	4
9. several tied at .....	3

## NCAA Blocks (Single Season)

1. Pervis Ellison (1989) .....	13
2. Pervis Ellison (1986) .....	11
3. Francisco Garcia (2005) .....	10
4. Billy Thompson (1986) .....	9
5. Pervis Ellison (1988) .....	8
6. Earl Clark (2006) .....	7
Clifford Rozier (1994) .....	7
Tony Kimbro (1989) .....	7
Scooter McCray (1983) .....	7
Rodney McCray (1980) .....	7

## NCAA Blocks (Career)

1. Pervis Ellison .....	32
2. Charles Jones .....	16
3. Gorgui Dieng .....	14
4. Francisco Garcia .....	12
Rodney McCray .....	12
Scooter McCray .....	12
Billy Thompson .....	12
8. Tony Kimbro .....	11
9. Earl Clark .....	10

## NCAA Assists (Single Game)

1. Phillip Bond (1977 vs. UCLA) .....	14
2. Keith Williams (1988 vs. BYU) .....	12
3. Milt Wagner (1986 vs. LSU) .....	11
4. Milt Wagner (1986 vs. Auburn) .....	9
Junior Bridgeman (1975 vs. Syra.) .....	9
6. DeJuan Wheat (1997 vs. N. Carolina) ....	8
Keith Williams (1990 vs. Ball State) .....	8
Pervis Ellison (1989 vs. Arkansas) .....	8
LaBradford Smith (1989 vs. Ark.) .....	8
Darrell Griffith (1980 vs. Kansas St.) .....	8
Phillip Bond (1975 vs. UCLA) .....	8
Phillip Bond (1975 vs. Syracuse) .....	8
Wes Unseld (1968 vs. Kansas St.) .....	8

## NCAA Assists (Single Season)

1. Phillip Bond (1975) .....	35
2. Milt Wagner (1986) .....	34
3. Peyton Siva (2012) .....	28
4. Junior Bridgeman (1975) .....	27
5. Darrell Griffith (1980) .....	26
6. Billy Thompson (1986) .....	24
7. DeJuan Wheat (1997) .....	20
Keith Williams (1988) .....	20
9. Francisco Garcia (2005) .....	19
10. Terrence Williams (2008 and 2009) ....	17
Larry O'Bannon (2005) .....	17
LaBradford Smith (1989) .....	17
Herbert Crook (1986) .....	17

## NCAA Assists (Career)

1. Milt Wagner .....	69
2. Phillip Bond .....	49
3. DeJuan Wheat .....	44
4. Keith Williams .....	41
5. Terrence Williams .....	39
6. Darrell Griffith .....	38
7. Billy Thompson .....	35
8. LaBradford Smith .....	34
9. Junior Bridgeman .....	33
10. Peyton Siva, Francisco Garcia .....	32

## NCAA Rebounding (Single Game)

1. Wes Unseld (1968 vs. Houston) .....	22
2. Wes Unseld (1968 vs. Kansas State) .....	19
3. Bob Lochmueller (1951 vs. Kentucky) ....	18
4. Wes Unseld (1967 vs. Kansas) .....	17
5. Wesley Cox (1975 vs. UCLA) .....	16
6. Pervis Ellison (1989 vs. Arkansas) .....	15
Junior Bridgeman (1975 vs. UCLA) .....	15
John Turner (1961 vs. Ohio State) .....	15
9. Clifford Rozier (1994 vs. Boise State) ....	14
Pervis Ellison (1988 vs. Oklahoma) .....	14
Ron Thomas (1972 vs. Kansas State) .....	14

## NCAA Rebounding (Single Season)

1. Pervis Ellison (1986) .....	57
2. Don Goldstein (1959) .....	50
3. Herbert Crook (1986) .....	49
4. Junior Bridgeman (1975) .....	48
5. Billy Thompson (1986) .....	47
6. Wesley Cox (1975) .....	46
7. Ellis Myles (2005) .....	44
Bill Bunton (1975) .....	44
9. Rodney McCray (1980) .....	43
10. John Turner (1959) .....	42

## NCAA Rebounding (Career)

1. Pervis Ellison .....	121
2. Rodney McCray .....	98
3. Charles Jones .....	79
Derek Smith .....	79
5. John Turner .....	78
6. Wesley Cox .....	75
7. Earl Clark .....	73
8. Terrence Williams .....	72
9. Billy Thompson .....	70
Wes Unseld .....	70

## NCAA Steals (Single Game)

1. Andre McGee (2008 vs. Oklahoma) .....	5
DeJuan Wheat (1996 vs. Tulsa) .....	5
Charles Jones (1982 vs. Minn.) .....	5
4. 12 tied at .....	4
latest: Jerry Smith (2008 vs. Boise State)	

## NCAA Steals (Single Season)

1. Lancaster Gordon (1983) .....	11
2. Andre McGee (2008) .....	10
Tick Rogers (1996) .....	10
4. Charles Jones (1984) .....	9
Charles Jones (1982) .....	9
6. Pervis Ellison (1986) .....	8
7. Ellis Myles (2005) .....	7
Alvin Sims (1996) .....	7
Jerry Eaves (1982) .....	7
Scooter McCray (1983) .....	7

## NCAA Steals (Career)

1. Charles Jones .....	24
2. Andre McGee .....	20
3. Lancaster Gordon .....	19
4. Milt Wagner .....	17
Tick Rogers .....	17
6. Rodney McCray .....	15
LaBradford Smith .....	15
8. Alvin Sims .....	13
9. Pervis Ellison .....	12
Scooter McCray .....	12

## Cardinals on All-Time

### NCAA All-Final Four Teams

Don Goldstein 1959	Rodney McCray 1980
Jim Price .....	1972
Allen Murphy .	1975
Darrell Griffith* 1980	Pervis Ellison* .. 1986
	Billy Thompson 1986

\*Most Valuable Player.

## Cardinals on All-Time

### NCAA All-Region Teams

Don Goldstein .....	1959 (Southeast)
John Turner .....	1961 (Southeast)
Wes Unseld .....	1967 (Midwest)
Butch Beard .....	1968 (Midwest)
Wes Unseld .....	1968 (Midwest)
Jim Price* .....	1972 (Midwest)
Ron Thomas .....	1972 (Midwest)
Allen Murphy .....	1974 (Midwest)
Phil Bond* .....	1975 (Midwest)
Junior Bridgeman .....	1975 (Midwest)
Rick Wilson .....	1978 (Midwest)
Darrell Griffith* .....	1980 (Midwest)
Wiley Brown .....	1980 (Midwest)
Lancaster Gordon .....	1982 (Southeast)
Charles Jones .....	1982 (Southeast)
Derek Smith .....	1982 (Southeast)
Lancaster Gordon .....	1983 (Southeast)
Scooter McCray .....	1983 (Southeast)
Lancaster Gordon .....	1984 (Southeast)
Herbert Crook .....	1986 (West)
Pervis Ellison .....	1986 (West)
Billy Thompson .....	1986 (West)
Alex Sanders .....	1997 (East)
Larry O'Bannon* .....	2005 (Albuquerque)
Francisco Garcia .....	2005 (Albuquerque)
Taquan Dean .....	2005 (Albuquerque)
Earl Clark .....	2008 (East)
Jerry Smith .....	2008 (East)
Earl Clark .....	2009 (Midwest)
Chane Behanan* .....	2012 (West)
Peyton Siva .....	2012 (West)
Gorgui Dieng .....	2012 (West)

\*Most Outstanding Player

# Louisville Team Records in NCAA Tournament Play

## Points

103 vs. Arizona, 3/27/09 (UL 103, Arizona 64)  
98 vs. Oklahoma, 3/24/88 (Okla. 108, UL 98)  
97 vs. BYU, 3/19/88 (UL 97, BYU 76)  
96 vs. Maryland, 3/22/75 (UL 96, Maryland 82)  
96 vs. Syracuse (ot), 3/31/75 (UL 96, SU 88)

## Field Goals

40 vs. Oklahoma, 3/24/88 (40/69)  
39 vs. DePaul (2ot), 3/17/78 (39/79)  
39 vs. Syracuse (ot), 3/31/75 (39/72)  
39 vs. Maryland, 3/22/75 (39/73)  
38 vs. Arizona, 3/27/09 (38/66)  
38 vs. LSU, 3/29/86 (38/68)  
38 vs. Kansas St., 3/16/68 (38/69)  
38 vs. Morehead St., 3/18/61 (38/81)

## Field Goal Attempts

85 vs. Kentucky, 3/20/51 (31/85)  
81 vs. Morehead St., 3/18/61 (38/81)  
80 vs. Houston, 3/15/68 (32/80)  
79 vs. DePaul (2ot), 3/17/78 (39/79)  
78 vs. North Carolina, 3/25/75 (32/78)

## Field Goal Percentage

.604 vs. UAB, 3/20/82 (29/48)  
.600 vs. Middle Tennessee St., 3/13/82 (30/50)  
.597 vs. Drexel, 3/13/86 (37/62)  
.596 vs. Iowa, 3/20/80 (28/47)  
.596 vs. Kentucky (ot), 3/26/83 (34/57)

## Three-Point Field Goals

14 vs. Arizona, 3/27/09 (14/29)  
12 vs. Boise State, 3/21/08 (12/24)  
11 vs. West Virginia, 3/26/05 (11/28)  
11 vs. Washington, 3/24/05 (11/26)  
11 vs. Butler, 3/23/03 (11/25)  
11 vs. Minnesota, 3/20/94 (11/24)  
11 vs. North Carolina, 2/23/97 (11/34)

## Three-Point Field Goal Att.

34 vs. North Carolina, 3/23/97 (11/34)  
32 vs. Xavier, 3/19/04 (10/32)  
31 vs. Memphis, 3/17/95 (10/31)  
29 vs. Arizona, 3/27/09 (14/29)  
28 vs. West Virginia, 3/26/05 (11/28)  
28 vs. Villanova, 3/17/96 (7/28)

## Three-Point Field Goal Pct.

.529 vs. Oklahoma, 3/23/08 (9/17)  
.500 vs. Boise State, 3/21/08 (12/24)  
.500 vs. Delaware, 3/19/93 (5/10)  
.483 vs. Arizona, 3/27/09 (14/29)  
.476 vs. Georgia Tech, 3/20/05 (10/21)

## Free Throws

28 vs. North Carolina, 3/20/86 (28/33)  
27 vs. North Carolina, 3/25/72 (27/37)  
27 vs. Tulsa (ot), 3/15/96 (27/37)  
26 vs. Davidson, 3/15/12 (26/36)  
26 vs. LSU, 3/16/80 (26/39)  
26 vs. St. John's, 3/12/78 (26/31)  
26 vs. Kentucky, 3/13/59 (26/33)

## Free Throw Attempts

39 vs. LSU, 3/16/80 (26/39)  
37 vs. Tulsa (ot), 3/15/96 (27/37)  
37 vs. Arkansas, 3/17/89 (24/37)  
37 vs. North Carolina, 3/25/72 (27/37)  
37 vs. Eastern Kentucky, 3/10/59 (21/37)

## Free Throw Percentage

.929 vs. Arizona, 3/27/09 (13/14)  
.913 vs. Oklahoma St., 3/21/93 (21/23)  
.905 vs. Duke, 3/31/86 (19/21)  
.895 vs. South Alabama, 3/10/79 (17/19)  
.895 vs. Rutgers, 3/15/75 (17/19)

## Rebounds

53 vs. Syracuse (ot), 3/31/75  
50 vs. Eastern Kentucky, 3/10/59  
50 vs. Houston, 3/15/68  
49 vs. Morehead St., 3/18/61  
48 vs. Kentucky, 3/20/51

## Assists (since 1975)

32 vs. Syracuse (ot), 3/31/75  
29 vs. Arizona, 3/27/09  
29 vs. BYU, 3/19/88  
28 vs. Arkansas, 3/18/89  
26 vs. LSU, 3/29/86

## Fewest Turnovers (since 1975)

5 vs. Illinois, 4/2/05  
6 vs. Florida, 3/24/12  
6 vs. Wake Forest, 3/21/96  
6 vs. BYU, 3/19/88  
8 vs. Villanova, 3/17/96  
9 vs. Arizona, 3/27/09  
9 vs. Bradley, 3/15/86

## Blocked Shots (since 1980)

13 vs. Illinois, 3/24/89  
8 vs. Southern Miss, 3/13/94  
8 vs. Arkansas, 3/17/89  
8 vs. Tulsa, 3/18/84  
8 vs. Arkansas, 3/14/81  
7 vs. Michigan State, 3/22/12  
7 vs. Morehead State, 3/17/11  
7 vs. Tennessee, 3/27/08  
7 vs. Texas A&M, 3/17/07  
7 vs. Georgia Tech, 3/20/05  
7 vs. Duke, 3/31/86  
7 vs. Drexel, 3/13/86

## Steals (since 1980)

18 vs. Tulsa (ot), 3/15/96  
14 vs. Morehead State, 3/17/11  
13 vs. Duke, 3/31/86  
12 vs. Austin Peay, 3/21/03  
12 vs. North Carolina, 3/23/97  
12 vs. Minnesota, 3/18/82  
12 vs. Middle Tennessee State, 3/13/82

## Fewest Points

46 vs. Georgetown, 3/27/82 (GU 50, UL 46)  
52 vs. Michigan State, 3/29/09 (MSU 64, UL 52)  
55 vs. Ohio State, 3/17/61 (Ohio St. 56, UL 55)  
56 vs. Memphis, 3/17/95 (Memphis 77, UL 56)  
57 vs. Michigan State, 3/22/12 (UL 57, MSU 44)  
57 vs. Illinois, 4/2/05 (Illinois 72, UL 57)

## Fewest Field Goals

16 vs. Minnesota, 3/20/94 (16/39)  
18 vs. Michigan State, 3/29/09  
19 vs. New Mexico, 3/16/97 (19/49)  
19 vs. UMass, 3/14/97 (19/42)  
19 vs. Georgetown, 3/27/82 (19/48)

## Fewest Field Goal Attempts

39 vs. Minnesota, 3/20/94 (16/39)  
42 vs. Georgia Tech, 3/20/05 (22/42)  
42 vs. UMass, 3/14/97 (19/42)  
43 vs. Minnesota, 3/18/82 (25/43)  
45 vs. Tulsa, 3/18/84 (23/45)  
45 vs. Texas A&M, 3/17/07 (19/41)

## Lowest Field Goal Pct.

.317 vs. Ohio St., 3/17/61 (20/63)  
.333 vs. Wake Forest, 3/21/96 (23/69)  
.345 vs. Memphis, 3/17/95 (20/58)  
.365 vs. Kentucky, 3/20/51 (31/85)  
.373 vs. Arizona, 3/24/94 (25/67)

## Fewest 3-Point Field Goals

1 vs. Davidson, 3/15/12 (1/5)  
1 vs. Arkansas, 3/18/89 (1/5)  
1 vs. Arkansas Little Rock, 3/16/89 (1/3)  
1 vs. Oregon State, 3/17/88 (1/7)  
2 vs. Southern Miss, 3/13/94 (2/15)  
2 vs. Gonzaga, 3/16/00 (2/17)  
2 vs. Idaho, 3/15/90 (2/7)

## Fewest 3-Point Field Goal Attempts

3 vs. Arkansas Little Rock, 3/16/89 (1/3)  
5 vs. Davidson, 3/15/12 (1/5)  
5 vs. Arkansas, 3/18/89 (1/5)  
7 vs. Idaho, 3/15/90 (2/7)  
7 vs. Oregon St., 3/17/88 (1/7)  
9 vs. BYU, 3/19/88 (4/9)

## Lowest Three-Point Field Goal Pct.

.118 vs. Gonzaga, 3/16/00 (2/17)  
.143 vs. Oregon St., 3/17/88 (1/7)  
.158 vs. Wake Forest, 3/21/96 (3/19)  
.188 vs. Ball St., 3/17/90 (3/16)  
.200 vs. Davidson, 3/15/12 (1/5)  
.200 vs. Arkansas, 3/18/89 (1/5)

## Fewest Free Throws

4 vs. Butler, 3/23/03 (4/4)  
5 vs. California, 3/19/10 (5/9)  
5 vs. Oklahoma, 3/23/08 (5/15)  
5 vs. Creighton, 3/11/99 (5/9)  
5 vs. Arkansas, 3/24/83 (5/10)  
5 vs. SMU, 3/17/67 (5/14)  
6 vs. five opponents

## Fewest Free Throw Attempts

4 vs. Butler, 3/23/03 (4/4)  
9 vs. California, 3/19/10 (5/9)  
9 vs. Creighton, 3/11/99 (5/9)  
9 vs. Memphis, 3/17/95 (6/9)  
10 vs. Arkansas, 3/24/83 (5/10)  
11 vs. Michigan State, 3/22/12 (6/11)  
11 vs. Morehead State, 3/20/09 (6/11)  
11 vs. Kansas St. (ot), 3/8/80 (9/11)

## Lowest Free Throw Percentage

.333 vs. Kentucky, 3/20/51 (6/18)  
.357 vs. SMU, 3/17/67 (5/14)  
.462 vs. Siena, 3/22/09 (6/13)  
.500 vs. Arkansas, 3/24/83 (5/10)  
.520 vs. Delaware, 3/19/93 (13/25)  
.545 vs. Michigan State, 3/22/12 (6/11)

## Fewest Rebounds

24 vs. Arkansas, 3/24/83  
24 vs. Middle Tennessee State, 3/13/82  
25 vs. New Mexico, 3/17/12  
25 vs. Villanova, 3/17/96  
25 vs. Creighton, 3/16/74  
26 vs. four opponents

## Fewest Assists (since 1975)

5 vs. St. John's, 3/11/78  
5 vs. Texas A&M, 3/17/07  
8 vs. Davidson, 3/15/12  
9 vs. New Mexico, 3/17/12  
9 vs. Memphis, 3/17/95  
9 vs. Arizona, 3/24/94  
9 vs. Georgetown, 3/27/82

## Most Turnovers (since 1975)

33 vs. Syracuse (ot), 3/31/75  
25 vs. South Alabama, 3/10/79  
24 vs. Duke, 3/31/86  
22 vs. Oklahoma, 3/24/88  
22 vs. Tulsa, 3/18/84  
22 vs. UAB, 3/20/82

# Louisville Career Statistical Leaders

## Scoring

No.	Name	Years	Pts.
1.	Darrell Griffith	76-80	2333
2.	DeJuan Wheat	93-97	2183
3.	Pervis Ellison	85-89	2143
4.	Reece Gaines	99-03	1945
5.	Milt Wagner	81-86	1834
6.	Derek Smith	78-82	1826
7.	LaBradford Smith	87-91	1806
8.	Charlie Tyra	53-57	1728
9.	Herbert Crook	84-88	1723
10.	Wes Unseld	65-68	1686

## Scoring Average

No.	Name	Years	Avg.
1.	Wes Unseld	65-68	20.6
2.	Butch Beard	66-69	19.0
3.	Darrell Griffith	76-80	18.5
4.	Charlie Tyra	53-57	18.2
	John Reuther	62-65	18.2
6.	Jim Price	69-72	17.1
7.	Clifford Rozier	92-94	17.0
8.	John Turner	58-61	16.9
9.	Allen Murphy	72-75	16.4
10.	Mike Grosso	68-70	16.2

## Field Goals Made

No.	Name	Years	FG's
1.	Darrell Griffith	76-80	981
2.	Pervis Ellison	85-89	857
3.	Milt Wagner	81-86	749
4.	DeJuan Wheat	93-97	725
5.	Derek Smith	78-82	722
6.	Lancaster Gordon	80-84	682
7.	Herbert Crook	84-88	656
8.	Billy Thompson	82-86	651
9.	Charlie Tyra	53-57	640
10.	Reece Gaines	99-03	632

## Field Goal Percentage

No.	Name	Years	Pct.
1.	Felton Spencer	86-90	.6283
2.	David Padgett	05-08	.6130
3.	Clifford Rozier	92-94	.5916
4.	Derek Smith	78-82	.5771
5.	Pervis Ellison	85-89	.5767
6.	Rodney McCray	79-83	.5738
7.	Cornelius Holden	88-92	.5714
8.	Mark McSwain	83-87	.5628
9.	Gorgui Dieng	10-12	.5585
10.	Charles Jones	80-84	.5575
	Wes Unseld	65-68	.5575

## Rebounding

No.	Name	Years	Reb.
1.	Charlie Tyra	53-57	1617
2.	Wes Unseld	65-68	1551
3.	Pervis Ellison	85-89	1149
4.	Fred Sawyer	58-61	1040
5.	Rodney McCray	79-84	1029
6.	Ellis Myles	00-05	998
7.	Terrence Williams	05-09	970
8.	Billy Thompson	82-86	928
9.	John Turner	58-61	919
10.	Derek Smith	78-82	884

## Rebounding Average

No.	Name	Years	Avg.
1.	Wes Unseld	65-68	18.9
2.	Charlie Tyra	53-57	17.0
3.	Mike Grosso	68-70	14.2
4.	Ron Thomas	70-72	13.0
5.	Fred Sawyer	58-61	12.0
6.	Clifford Rozier	92-94	11.0
7.	Don Goldstein	56-59	10.7
8.	John Turner	58-61	10.6
9.	John Reuther	62-65	10.5
10.	Bud Olsen	59-62	9.5

## Free Throws Made

No.	Name	Years	Pts.
1.	LaBradford Smith	87-91	491
2.	Reece Gaines	99-03	456
3.	Charlie Tyra	53-57	448
4.	Pervis Ellison	85-89	428
5.	Wes Unseld	65-68	426
6.	Herbert Crook	84-88	411
7.	DeJuan Wheat	93-97	410
8.	Billy Thompson	82-86	383
9.	Derek Smith	78-82	382
	Marques Maybin	97-01	382

## Free Throw Percentage

No.	Name	Years	Pct.
1.	LaBradford Smith	87-91	.866
2.	Terry Howard	72-75	.857
3.	Francisco Garcia	02-05	.849
4.	Taquan Dean	02-05	.829
5.	Larry O'Bannon	01-05	.825
6.	Phil Bond	72-77	.817
7.	Danny Brown	73-77	.816
8.	Milt Wagner	81-86	.814
9.	Jeff Hall	82-86	.812
10.	Tony Branch	76-80	.811

## Assists

No.	Name	Years	Ast.
1.	LaBradford Smith	87-91	713
2.	Terrence Williams	05-09	545
3.	Phil Bond	72-77	528
4.	DeJuan Wheat	93-97	498
5.	Keith Williams	86-90	482
6.	Reece Gaines	99-03	475
7.	Billy Thompson	82-86	459
8.	<b>Peyton Siva</b>	<b>09-12</b>	<b>446</b>
9.	Milt Wagner	81-86	432
10.	Rick Wilson	74-78	419

## Blocked Shots

No.	Name	Years	Blks.
1.	Pervis Ellison	85-89	374
2.	Charles Jones	80-84	208
3.	Billy Thompson	82-86	185
4.	<b>Gorgui Dieng</b>	<b>10-12</b>	<b>180</b>
5.	Rodney McCray	79-83	178
6.	Scotter McCray	78-83	173
	Cornelius Holden	88-92	173
8.	Ricky Gallon	74-78	171
9.	Terrence Jennings	08-11	158
10.	Wesley Cox	73-77	135

## Steals

No.	Name	Years	Steals
1.	Darrell Griffith	76-80	230
2.	LaBradford Smith	87-90	227
3.	Tick Rogers	92-96	220
4.	Alvin Sims	93-97	217
5.	Terrence Williams	05-09	210
6.	DeJuan Wheat	93-97	204
7.	Lancaster Gordon	80-84	192
8.	Reece Gaines	99-03	191
9.	Rick Wilson	74-78	183
10.	Nate Johnson	96-00	182

## Dunks

No.	Name	Years	Dunks
1.	Pervis Ellison	85-89	162
2.	Darrell Griffith	76-80	156
3.	Alvin Sims	93-97	123
4.	Cornelius Holden	88-92	117
5.	Rodney McCray	79-83	103
6.	Marques Maybin	97-01	95
7.	Billy Thompson	82-86	94
8.	Felton Spencer	86-90	93
9.	Charles Jones	80-84	89
10.	Terrence Jennings	08-11	88

## Three Point Field Goals

No.	Name	Years	3FG's	Pct.
1.	Taquan Dean	02-05	359-896	.401
2.	DeJuan Wheat	93-97	323-856	.377
3.	Reece Gaines	99-03	225-589	.382
4.	Jerry Smith	06-10	210-540	.389
5.	Edgar Sosa	06-10	200-562	.356
6.	Preston Knowles	07-11	198-539	.367
7.	Terrence Williams	05-09	195-609	.320
8.	Francisco Garcia	02-05	180-488	.369
9.	Kyle Kuric	08-12	168-446	.377
10.	Larry O'Bannon	01-05	163-457	.263

## Three Point Field Goal Percentage

No.	Name	Years	3FG's	Pct.
1.	Dwayne Morton	91-94	111-241	.461
2.	Brian Kiser	92-96	148-344	.430
3.	Taquan Dean	02-06	359-896	.401
4.	Kenny Payne	85-89	85-212	.401
5.	James Brewer	88-93	131-330	.397

# Louisville Single Season Statistical Leaders

## Scoring

No.	Name	Year	Pts.
1.	Darrell Griffith	79-80	825
2.	Charlie Tyra	55-56	690
3.	John Turner	60-61	669
4.	Reece Gaines	01-02	673
5.	Jim Price	71-72	652
6.	Wes Unseld	67-68	645
7.	Pervis Ellison	87-88	617
8.	Clifford Rozier	93-94	616
9.	DeJuan Wheat	96-97	607
10.	DeJuan Wheat	95-96	598

## Scoring Average

No.	Name	Year	Avg.
1.	Charlie Tyra	55-56	23.8
2.	John Turner	60-61	23.1
3.	Wes Unseld	67-68	23.0
4.	Darrell Griffith	79-80	22.9
5.	Charlie Tyra	56-57	21.4
6.	Jim Price	71-72	21.0
	Reece Gaines	01-02	21.0
8.	Bud Olsen	61-62	20.8
9.	Butch Beard	68-69	20.6
10.	Butch Beard	66-67	20.5

## Field Goals Made

No.	Name	Year	FG's
1.	Darrell Griffith	79-80	349
2.	John Turner	60-61	277
3.	Charlie Tyra	55-56	262
4.	Clifford Rozier	93-94	247
5.	Jim Price	71-72	244
6.	Darrell Griffith	78-79	242
7.	Darrell Griffith	77-78	240
8.	Pervis Ellison	87-88	235
9.	Wes Unseld	67-68	234
10.	Butch Beard	66-67	231

## Career Games Played

No.	Name	Years	Games
1.	Jeff Hall	82-86	145
2.	Milt Wagner	81-86	144
3.	Billy Thompson	82-86	143
4.	Herbert Crook	84-88	142
5.	Edgar Sosa	06-10	139
	Tony Kimbro	85-89	139
7.	Terrence Williams	08-09	138
8.	Jerry Smith	06-10	137
9.	Pervis Ellison	85-89	136
	DeJuan Wheat	93-97	136
	Brandon Jenkins	03-07	136

## Career Games Started

No.	Name	Years	Games
1.	DeJuan Wheat	93-97	136
2.	Pervis Ellison	85-89	135
3.	LaBradford Smith	87-90	133
4.	Rodney McCray	79-83	132
5.	Terrence Williams	08-09	125

## Dunks

No.	Name	Year	Dunks
1.	Pervis Ellison	87-88	59
2.	Samardo Samuels	08-09	51
3.	<b>Chane Behanan</b>	<b>11-12</b>	<b>50</b>
4.	Alvin Sims	95-96	48
5.	Terrence Williams	10-11	45
6.	Felton Spencer	89-90	43
	Cornelius Holden	90-91	43
	Alvin Sims	96-97	43
8.	Darrell Griffith	77-78	42
10.	Darrell Griffith	79-80	40

## Field Goal Percentage

No.	Name	Year	Pct.
1.	Felton Spencer	89-90	.681
2.	Derek Smith	78-79	.632
3.	Clifford Rozier	93-94	.618
4.	Samaki Walker	95-96	.617
5.	Cornelius Holden	89-90	.615
6.	Pervis Ellison	88-89	.615
7.	Wes Unseld	67-68	.613
8.	Pervis Ellison	86-87	.601
9.	Cornelius Holden	90-91	.598
10.	Ricky Gallon	75-76	.593

## Assists

No.	Name	Year	Ast.
1.	LaBradford Smith	89-90	226
2.	<b>Peyton Siva</b>	<b>11-12</b>	<b>208</b>
3.	Terrence Williams	08-09	185
4.	LaBradford Smith	88-89	184
5.	Peyton Siva	10-11	182
6.	Milt Wagner	85-86	165
7.	Keith Williams	89-90	162
8.	Terrence Williams	07-08	161
9.	Reece Gaines	02-03	159
10.	Phil Bond	76-77	156
	LaBradford Smith	87-88	156

## Blocked Shots

No.	Name	Year	Blks.
1.	<b>Gorgui Dieng</b>	<b>11-12</b>	<b>124</b>
2.	Pervis Ellison	87-88	102
3.	Pervis Ellison	88-89	98
4.	Pervis Ellison	85-86	92
5.	Pervis Ellison	86-87	82
	Charles Jones	82-83	82
7.	Samaki Walker	95-96	78
8.	Clifford Rozier	93-94	76
9.	Felton Spencer	89-90	69
10.	Terrence Jennings	10-11	65

## Rebounding

No.	Name	Year	Reb.
1.	Charlie Tyra	55-56	645
2.	Wes Unseld	66-67	533
3.	Charlie Tyra	56-57	520
4.	Wes Unseld	67-68	513
5.	Wes Unseld	65-66	505
6.	Mike Grosso	68-69	432
7.	Ron Thomas	71-72	420
8.	Jerry DuPont	57-58	401
9.	Clifford Rozier	93-94	377
10.	Mike Grosso	69-70	376

## Rebounding Average

No.	Name	Year	Avg.
1.	Charlie Tyra	55-56	22.2
2.	Charlie Tyra	56-57	20.0
3.	Wes Unseld	65-66	19.4
4.	Wes Unseld	66-67	19.0
5.	Wes Unseld	67-68	18.3
6.	Jerry DuPont	57-58	16.0
	Mike Grosso	68-69	16.0
8.	Fred Sawyer	59-60	14.1
9.	Mike Grosso	69-70	13.9
10.	Charlie Tyra	54-55	13.6

## Free Throws Made

No.	Name	Year	Pts.
1.	Wes Unseld	67-68	177
2.	Charlie Tyra	56-57	169
3.	Charlie Tyra	55-56	166
4.	Reece Gaines	01-02	164
	Jim Price	71-72	164
6.	Samardo Samuels	09-10	154
7.	Francisco Garcia	04-05	150
8.	Butch Beard	68-69	149
9.	Pervis Ellison	87-88	146
	Felton Spencer	89-90	146

## Free Throw Percentage

No.	Name	Year	Pct.
1.	Terry Howard	74-75	.965
2.	LaBradford Smith	87-88	.905
	Tony Branch	79-80	.905
4.	Francisco Garcia	02-03	.891
5.	Jeff Hall	85-86	.890
6.	Preston Knowles	09-10	.885
7.	Francisco Garcia	04-05	.877
8.	LaBradford Smith	88-89	.868
	Bill Darragh	56-57	.868
10.	Milt Wagner	85-86	.862

## Steals

No.	Name	Year	Steals
1.	Darrell Griffith	79-80	86
	Tick Rogers	94-95	86
	Terrence Williams	08-09	86
4.	<b>Russ Smith</b>	<b>11-12</b>	<b>85</b>
	Alvin Sims	96-97	85
6.	Alvin Sims	95-96	84
7.	LaBradford Smith	89-90	74
8.	Jason Osborne	94-95	72
	Peyton Siva	10-11	69
10.	DeJuan Wheat	96-97	68

# 2011-12 Louisville Photo Roster



**1 Angel Nunez**  
F 6-7 190 Fr.  
Washington Hts., NY.  
(Notre Dame Prep)




**2 Russ Smith**  
G 6-0 160 So.  
Brooklyn, N.Y.  
(South Kent School)



**3 Peyton Siva**  
G 6-0 180 Jr.  
Seattle, Wash.  
(Franklin HS)



**4 Rakeem Buckles**  
F 6-7 215 Jr.  
Miami, Fla.  
(Monsignor Pace HS)



**5 Chris Smith**  
G 6-2 195 Sr.  
Millstone, N.J.  
(Manhattan College)



**10 Gorgui Dieng**  
C 6-11 235 So.  
Kebemer, Senegal  
(Huntington Prep)




**12 Zach Price**  
C 6-10 235 Fr.  
Louisville, Ky.  
(Jeffersontown HS)




**14 Kyle Kuric**  
G 6-4 195 Sr.  
Evansville, Ind.  
(Memorial HS)



**15 Tim Henderson**  
F 6-2 185 So.  
Louisville, Ky.  
(Christian Academy)



**21 Jared Swopshire**  
F 6-8 200 Jr.  
St. Louis, Mo.  
(IMG Academy)



**22 Elisha Justice**  
G 5-10 175 So.  
Dorton, Ky.  
(Shelby Valley HS)



**23 Kevin Ware**  
G 6-4 185 Fr.  
Bronx, N.Y.  
(Rockdale Co., Ga. HS)



**24 Chane Behanan**  
F 6-6 250 Fr.  
Cincinnati, Ohio  
(Bowling Green HS)



**25 Wayne Blackshear**  
G/F 6-5 220 Fr.  
Chicago, Ill.  
(Morgan Park HS)



**33 Mike Marra**  
G 6-5 200 Jr.  
Smithfield, R.I.  
(Northfield Mt. Hermon)



**44 Stephan Van Treese**  
F 6-8 235 Jr.  
Indianapolis, Ind.  
(Lawrence North HS)

## On The Bench



**Rick Pitino**  
Head Coach



**Richard Pitino**  
Associate Coach



**Wyking Jones**  
Assistant Coach



**Kevin Keatts**  
Assistant Coach



**Mark Lieberman**  
Dir. of BB Operations