



# 2003 In Review



# 2003 In Review

## GAME 1

**Loyola 9 Delaware 6**  
Curley Field - Baltimore, Md.  
February 22, 2003

**Stephen Brundage** scored a game-high three goals, including the clincher with 1:30 left, and **Mark Bloomquist** had 15 saves to lead the Greyhounds to their 20th consecutive season-opening win, a 9-6 decision over Delaware at Curley Field.

Brundage scored his third goal of the game on a diving shot near the right post in the final two minutes after Delaware had scored three goals in a 5:36 span to cut an 8-3 Loyola lead to 8-6. Delaware lost to Loyola for the 18th consecutive time dating back to the 1972 season.

The Greyhounds, who defeated Delaware in the season opener for the fourth straight year, led 3-1 after one quarter thanks to two goals by **Chris Summers** and increased that cushion to 5-2 at halftime.

A **Jim Fink** extra-man goal 1:39 into the fourth quarter gave Loyola an 8-3 lead it would not relinquish despite a strong effort from the Blue Hens.

Much of the game was played in a heavy rainstorm that finally subsided by midway through the fourth quarter. A truck equipped with a snowplow cleared standing water from the field before the game and at halftime.

Team	1	2	3	4	F
Delaware (1-1)	1	1	1	3	6
Loyola (1-0)	3	2	2	2	9

**Delaware Scoring:** Overs 2-1, Alrich 2-0, Kallis 1-0, Hipple 1-0, Drummond 0-1, Benazzi 0-1, Wiles 0-1, Ritz 0-1

**Loyola Scoring:** Brundage 3-1, Summers 2-0, Goettelmann 1-2, Fisher 1-0, Fink 1-0, Halford 1-0, Baxter 0-1, Einhorn 0-1

**Shots:** Delaware 32, Loyola 27

**Ground Balls:** Delaware 41, Loyola 40

**Faceoffs:** Delaware 6-18, Loyola 12-18

**Saves:** Delaware - Collins 8; Loyola - Bloomquist 15

**Penalties:** Delaware 5 for 4:00; Loyola 9 for 6:00

**EMO:** Delaware 2-9, Loyola 2-5

**Clears:** Delaware 18-24, Loyola 21-25

**Attendance:** 375

## GAME 2

**Loyola 10 Mount St. Mary's 3**  
Curley Field - Baltimore, Md.  
February 25, 2003

**Chris Summers** scored a game-high three goals and Loyola scored eight consecutive times after falling behind midway through the first quarter on the way to a 10-3 victory over The Mount in the first meeting between the teams since 1981.

The Greyhounds, who also got two goals apiece from **Parker Adams** and **Matt White**, held the Mountaineers off the scoreboard from midway through the first quarter until the 6:57 mark of the third quarter on the way to taking an 8-1 lead. Summers had all three of his goals in that run, while **Gunnar Goettelmann** had all three of his assists in that time.

Ian Cassidy, Matt Warner and Dan Hatton each scored goals for The Mount, while goalie David Lambour had 17 saves. Loyola outshot the Mountaineers, 32-19.

Casside gave The Mount a 1-0 lead midway through the first quarter, but Loyola then took a 2-1 lead after one quarter and led 5-1 at halftime thanks to goals from Summers, Case and **Rayland Baxter**. **Stephen Brundage** and Adams then scored early goals in the third quarter to give Loyola an 8-1 advantage.

Loyola had 45 groundballs to just 23 for The Mount.

Team	1	2	3	4	F
Mt. St. Mary's (0-2)	1	0	1	0	3
Loyola (2-0)	2	3	4	1	10

**Mount Scoring:** Cassidy 1-0, Warner 1-0, Hatton 1-0, Warfield 0-1, Jautze 0-1, Duffy 0-1

**Loyola Scoring:** Summers 3-0, Adams 2-0, Case 2-0, Baxter 1-1, Brundage 1-1, Radonis 1-0, Goettelmann 0-3, Fink 0-1, White 0-1

**Shots:** Mount St. Mary's 19, Loyola 32

**Ground Balls:** Mount St. Mary's 23, Loyola 45

**Faceoffs:** Mount St. Mary's 3-13, Loyola 10-13

**Saves:** Mt St. Mary's - Lanbour 17; Loyola - Bloomquist 9

**Penalties:** Mount St. Mary's 10 for 9:30; Loyola 6 for 5:30

**EMO:** Mount St. Mary's 1-6, Loyola 4-9

**Clears:** Mount St. Mary's 16-20, Loyola 13-19

**Attendance:** 350



## GAME 3


**Loyola 10 Hofstra 4**  
**Curley Field - Baltimore, Md.**  
**March 1, 2003**

**Jim Fink** scored two of his game-high three goals in a 4-0 Loyola run that ended the game and **Stephen Brundage** added two goals and two assists as Loyola defeated Hofstra for the ninth straight time to move to 3-0 on the season.

Loyola led 6-4 after a Joe Kostolansky's goal for Hofstra with 7:08 left in the third quarter. The Greyhounds then got a goal from **Chris Summers** with 1:19 left in the quarter to take a 7-4 advantage, and Fink then scored consecutive goals in a 2:01 span early in the fourth quarter to give Loyola a 9-4 lead.

The Greyhounds got goals midway through the first quarter from Summers and **Gunnar Goettelmann** to take a 2-0 lead after one quarter. Hofstra's Chris Unterstein got the Pride within 3-2 with two minutes left in the first half, but **Ryan Radonis** won the ensuing faceoff for Loyola and raced upfield to assist Brundage on a point-blank opportunity six seconds later.

White and Summers each scored two goals for Loyola, which also won 12 of the game's 18 faceoffs. The Greyhound defensive unit held the Pride scoreless for the final 22:08. Kostolansky led Hofstra with a goal and an assist, while goalies Matt Southard and Steve Izzo combined for 17 saves.



*Grant Halford scored in Loyola's season-opening victory over Delaware. His unassisted goal came in the second quarter and gave the Greyhounds a 5-1 advantage.*



*Parker Adams scored two goals against Mount St. Mary's to help Loyola to a 10-4 win and a 2-0 start to 2003.*

Team	1	2	3	4	F
Hofstra (0-1)	0	2	2	0	4
Loyola (3-0)	2	3	2	3	10

**Hofstra Scoring:** Kostolansky 1-1, O'Donnell 1-0, Unterstein 1-0, Femminella 1-0, Lucas 0-1, Morrison 0-1

**Loyola Scoring:** Fink 3-0, Brundage 2-2, Summers 2-0, White 2-0, Goettelmann 1-0, Adams 0-1, Radonis 0-1

**Shots:** Hofstra 21, Loyola 35

**Ground Balls:** Hofstra 19, Loyola 39

**Faceoffs:** Hofstra 6-18, Loyola 12-18

**Saves:** Hofstra - Southard 12/Izzo 5; Loyola - Bloomquist 5

**Penalties:** Hofstra 3 for 2:00; Loyola 4 for 3:00

**EMO:** Hofstra 2-4, Loyola 1-3

**Clears:** Hofstra 21-29, Loyola 20-25

**Attendance:** 1,020



# 2003 In Review

## GAME 4

**Duke 10 Loyola 4**  
**Koskinen Stadium - Durham, N.C.**  
**March 8, 2003**

Matt Rewkowski scored a game-high four goals and Duke held Loyola without a goal for the final 39:31 as the tenth-ranked Blue Devils defeated No. 8 Loyola, 10-4 in Durham, N.C.

Rewkowski's second goal, an extra-man goal, tied the game at 4-4 1:28 into the second half, and a Devan Wray goal 2:06 later put the Blue Devils ahead for good at 5-4.

Loyola led 4-2 midway through the second quarter and 4-3 at halftime but could not get any of its 12 second-half shots past Duke goalie A.J. Kinzel, who had 12 saves. The Greyhounds took a two-goal lead on a **Stephen Brundage** extra-man goal with 9:31 to go in the second quarter but did not score after that.

**Gunnar Goettelmann** added a goal and an assist for Loyola, which finished just 1-for-5 on extra-man opportunities.

Team	1	2	3	4	F
Loyola (3-1)	2	2	0	0	4
Duke (4-1)	2	1	4	3	10

**Loyola Scoring:** Goettelmann 1-1, Summers 1-0, Fisher 1-0, Brundage 1-0, Case 0-1

**Duke Scoring:** Rewkowski 4-0, Brennan 2-1, Fenton 2-0, Zash 1-0, Wray 1-0, Monfett 0-2, Cassese 0-1

**Shots:** Loyola 24, Duke 38

**Ground Balls:** Loyola 28, Duke 37

**Faceoffs:** Loyola 8-18, Duke 10-18

**Saves:** Loyola - Bloomquist 12; Duke - Kinzel 12

**Penalties:** Loyola 3 for 3:00; Duke 5 for 5:00

**EMO:** Loyola 1-5, Duke 1-3

**Clears:** Loyola 11-22, Duke 16-20

**Attendance:** 842

## GAME 5


**Loyola 9 Notre Dame 8**  
**Loftus Center - South Bend, Ind.**  
**March 15, 2003**

**Craig Georgalas** scored his first career goal with 41 seconds remaining in the fourth quarter as No. 11 Loyola escaped with a 9-8 victory over ninth-ranked Notre Dame.

With the game at 8-8 in the final minute, senior **Chris Summers** drew a double team near the right side of the Notre Dame goal. Summers then flipped a pass out in front of the goal to a waiting Georgalas, who fired a point-blank shot past Notre Dame goalie Stewart Crosland.

The Irish then gained control of the ensuing faceoff and called timeout with 31 seconds remaining, but Loyola goalie **Mark Bloomquist** saved an Owen Mulford shot in the final 10 seconds and time ran out during the ensuing loose-ball situation.

Summers led the Greyhounds with two goals and three assists, while **Gunnar Goettelmann** had two goals and two assists.



*Matt Dupuis started all 13 games on Loyola's defense in 2003.*



The Greyhounds opened the season at 5-1 with wins over No. 9 Notre Dame and No. 10 Hofstra.

## GAME 6

**Loyola 16 Brown 8**  
**Curley Field - Baltimore, Md.**  
**March 22, 2003**

Chris Summers, Stephen Brundage and Gunnar Goettelmann each scored two goals in a nine-goal second quarter for Loyola as the Greyhounds coasted to their seventh straight win over the Bears.

Loyola led just 2-1 after one quarter but exploded for nine second-quarter goals, including four in the final 3:52. Brundage scored twice in a 22-second span with less than four minutes left to give the Greyhounds a 9-4 lead, and Goettelmann scored with nine seconds on the clock to put Loyola ahead 11-5 at halftime.

The Greyhounds then held Brown off the scoreboard in the third quarter, getting early goals from Summers, Goettelmann and Brundage to take a 14-5 lead into the fourth quarter.

Jonathon Thompson led Brown with two goals and three assists, while goalie Mike Levin had 13 saves. The Bears had just 26 shots compared to 42 for the Greyhounds, who also had 40 groundballs to Brown's 30.

Summers finished with four assists for Loyola, scoring three goals in the win. Brundage, Goettelmann and Nino Othman all scored three goals for the 'Hounds. Loyola also won 21 of the game's 28 faceoffs.

Team	1	2	3	4	F
Loyola (4-1)	2	4	2	1	9
Notre Dame (3-2)	2	1	3	2	8

**Loyola Scoring:** Summers 2-3, Goettelmann 2-2, Brundage 1-2, Case 1-0, White 1-0, Halip 1-0, Georgalas 1-0

**Notre Dame Scoring:** Berger 3-0, Mulford 2-0, Howell 1-2, Walsh 1-2, Giordano 1-0, Ryan 0-1

**Shots:** Loyola 28, Notre Dame 40

**Ground Balls:** Loyola 44, Notre Dame 33

**Faceoffs:** Loyola 17-21, Notre Dame 4-21

**Saves:** Loyola - Bloomquist 12; Notre Dame - Crosland 8

**Penalties:** Loyola 4 for 3:00; Notre Dame 3 for 2:00

**EMO:** Loyola 0-3, Notre Dame 0-4

**Clears:** Loyola 24-32, Notre Dame 20-27

**Attendance:** 500

Team	1	2	3	4	F
Brown (2-2)	1	4	0	3	8
Loyola (5-1)	2	9	3	2	16

**Brown Scoring:** Thompson 2-3, Mucciolo 2-2, Tuohey 2-1, McGettigan 1-0, Wailes 1-0

**Loyola Scoring:** Summers 3-4, Brundage 3-2, Goettelmann 3-0, Othman 3-0, Fisher 2-0, White 1-0, Case 1-0, Baxter 0-1, Fink 0-1

**Shots:** Brown 26, Loyola 42

**Ground Balls:** Brown 30, Loyola 40

**Faceoffs:** Brown 7-28, Loyola 21-28

**Saves:** Brown - Levin 13; Loyola - Bloomquist 5/Rodgers 1

**Penalties:** Brown 0 for 0:00; Loyola 7 for 6:00

**EMO:** Brown 3-7, Loyola 0-0

**Clears:** Brown 25-28, Loyola 21-26

**Attendance:** 2,221

### GAME 7

**Towson 15 Loyola 10**  
**Curley Field - Baltimore, Md.**  
**March 29, 2003**

Drew Pfarr scored two goals and added three assists and Towson took control with a seven-goal first quarter as the 18th-ranked Tigers defeated the 10th-ranked Loyola Greyhounds on a soggy day at Curley Field.

Towson would lead 7-2 after one quarter and 9-4 at halftime. The Tigers then led 12-6 with three minutes left in the third quarter after a Ryan Obloj goal, but Loyola then scored four straight, including three from **Gunnar Goettelmann**, to cut the deficit to 12-10. Towson's Brad Monaco would put an end to the Loyola run, however, scoring an extra-man goal with 4:57 left to add insurance for the Tigers.

**Stephen Brundage** and Goettelmann each scored three goals for Loyola, while Brundage and **Joey Case** each had two assists. Loyola won 41 groundballs to 32 and won 18 of the game's 26 faceoffs finished 0-for-7 on extra-man situations.



*Chris Einhorn had his second assist of the season in Game 7 versus Towson.*

Team	1	2	3	4	F
Towson (3-3)	7	2	3	3	<b>15</b>
Loyola (5-2)	2	2	4	2	<b>10</b>

**Towson Scoring:** Pfarr 2-3, Fountain 2-1, Obloj 2-1, Florio 2-1, Spear 2-0, Mull 2-0, Lochte 1-0, Monaco 1-0, Zumpano 1-0, Zando 0-1, Lynch 0-1

**Loyola Scoring:** Brundage 3-2, Goettelmann 3-0, Case 1-2, Baxter 1-0, Othman 1-0, Shek 1-0, Dupuis 0-1, Georgalas 0-1, White 0-1, Einhorn 0-1

**Shots:** Towson 41, Loyola 29

**Ground Balls:** Towson 32, Loyola 41

**Faceoffs:** Towson 8-26, Loyola 18-26

**Saves:** Towson - Sothoron; Loyola - Bloomquist 9/Rodgers 1

**Penalties:** Towson 7 for 6:30; Loyola 4 for 3:00

**EMO:** Towson 1-7, Loyola 0-7

**Clears:** Towson 32-35, Loyola 17-28

**Attendance:** 1,136

### GAME 8

**Syracuse 17 Loyola 6**  
**Curley Field - Baltimore, Md.**  
**April 5, 2003**

Michael Powell and Sean Lindsay each scored three goals and No. 4 Syracuse led 9-1 at halftime and 16-3 after three quarters on the way to a 17-6 victory over No. 11 Loyola.

Powell had a goal and two assists in the game's first 20 minutes as the Orangemen scored the first six goals of the game.

The Orangemen ended any hope of a Loyola comeback early in the second half, scoring four times in the first 3:34 of the half to take a 13-2 lead.

**Pat Shek** led Loyola, which lost consecutive games at Curley Field for the first time since the 1985 season, with two goals. The 11-goal defeat was Loyola's biggest at home since a 17-5 loss to North Carolina in 1987.

Powell added four assists for Syracuse, which won at Curley Field for the first time since the 1995 season.

Team	1	2	3	4	F
Syracuse (6-2)	4	5	7	1	<b>17</b>
Loyola (5-3)	0	1	2	3	<b>6</b>

**Syracuse Scoring:** Powell 3-4, Lindsay 3-0, Springer, 2-2, Banks 2-2, Nee 2-1, Vallone 2-0, Rommel 1-0, Wallace 1-0, Crockett 1-0, Olson 0-1, Park 0-1

**Loyola Scoring:** Shek 2-0, Goettelmann 1-1, Brundage 1-1, Fink 1-0, Baxter 1-0

**Shots:** Syracuse 39, Loyola 28

**Ground Balls:** Syracuse 34, Loyola 33

**Faceoffs:** Syracuse 11-27, Loyola 16-27

**Saves:** Syracuse - Pfeifer 8; Loyola - Bloomquist 6/Rodgers 2

**Penalties:** Syracuse 3 for 2:00; Loyola 4 for 4:00

**EMO:** Syracuse 1-4, Loyola 1-3

**Clears:** Syracuse 21-24, Loyola 13-18

**Attendance:** 3,922



## GAME 9

**Georgetown 14 Loyola 5**  
**Harbin Field - Washington, D.C.**  
**April 12, 2003**

Trevor Walker and Neal Goldman each scored two goals in a 6-1 Georgetown third quarter and Mike Hammer added a goal and four assists as the third-ranked Hoyas stayed undefeated with a win over the Greyhounds at Harbin Field.

Walker and Goldman each scored two goals in the first 10 minutes of the third quarter and the Hoyas scored the first five of the quarter to extend to a 13-4 lead entering the fourth quarter. The Greyhounds got behind 3-0 early on and never led in losing their third straight game for the first time since the 1996 season.

**Stephen Brundage** and **Chris Summers** each had two goals for Loyola, which had just 11 of its 23 shots find the goal. The Greyhounds pulled within 3-2 on Brundage's goal with 3:05 gone in the second quarter, but the Hoyas then scored three times in a three-minute span after that to take a 6-2 lead.

Walker, Goldman and Jordan Vettoretti each scored three times for the Hoyas, who outshot Loyola 46-23, including 22-9 in the first half. Georgetown also won 13 of the game's 21 faceoffs and had 41 groundballs to just 25 for the Greyhounds.

Team	1	2	3	4	F
Loyola (5-4)	1	2	1	1	5
Georgetown (8-0)	3	4	6	1	14

**Loyola Scoring:** Brundage 2-1, Summers 2-1, Goettelmann 1-0, Shek 0-1, White 0-1

**Georgetown Scoring:** oldman 3-1, Walker 3-1, Vettoretti 3-0, Miaritis 2-1, Hammer 1-4, Shooshan 1-0, Queener 1-0, Vincenti 0-1, Hajj 0-1, Collins 0-1, Boynton 0-1

**Shots:** Loyola 23, Georgetown 46

**Ground Balls:** Loyola 25, Georgetown 41

**Faceoffs:** Loyola 8-21, Georgetown 13-21

**Saves:** Loyola - Bloomquist 11; G'town - D'Andrea 4/Owen 2

**Penalties:** Loyola 4 for 2:30; Georgetown 4 for 4:00

**EMO:** Loyola 1-3, Georgetown 1-4

**Clears:** Loyola 15-25, Georgetown 14-16

**Attendance:** 1,603

## GAME 10

**Loyola 12 Sacred Heart 10**  
**Curley Field - Baltimore, Md.**  
**April 16, 2003**

**Jim Fink** had two goals and an assist, including one each in a 7-1 Loyola run that spanned the second and third quarters, and **Ryan Radonis** won 19 of 22 faceoff attempts to lead Loyola to a win over the Pioneers at Curley Field.

Loyola, which broke a three-game losing streak, trailed 2-1 after the first quarter but then scored three times in a 1:12 span midway through the second quarter to take a lead it would never relinquish. The Greyhounds led 6-3 at halftime thanks to goals in the final two minutes of the half from **Gunnar Goettelmann** and **Grant Halford**.

The Greyhounds then extended their lead to 8-3 early in the second half after goals from **Nino Othman** and **Chris Summers**.

Ben Giamichael led the Pioneers with three goals, while Stephen Grabow had two goals and Erick Perez had a goal and four assists. Sacred Heart trailed 12-7 after **Joey Case** scored for Loyola with 6:29 left in the game, but the Pioneers scored the final three goals of the game, including two in the final minute.

Team	1	2	3	4	F
Sacred Heart (5-6)	2	1	4	3	10
Loyola (6-4)	1	5	5	1	12

**Sacred Heart Scoring:** Giamichael 3-0, Grabow 2-0, Perez 1-4, Hutmacher 1-1, DeVoe 1-1, Delmonico 1-0, Pettit 1-0, Dzezdy 0-1, Lynch 0-1

**Loyola Scoring:** Fink 2-1, Goettelmann 2-0, Brundage 2-0, Othman 2-0, Summers 1-0, Case 1-0, Halford 1-0, Sinisgalli 1-0, White 0-2, Halip 0-1, Fisher 0-1

**Shots:** Sacred Heart 29, Loyola 39

**Ground Balls:** Sacred Heart 26 Loyola 39

**Faceoffs:** Sacred Heart 3-26, Loyola 23-26

**Saves:** Sacred Heart - Hind 14; Loyola - Bloomquist 7

**Penalties:** Sacred Heart 5 for 3:00; Loyola 4 for 3:00

**EMO:** Sacred Heart 1-7, Loyola 0-7

**Clears:** Sacred Heart 23-28, Loyola 13-17

**Attendance:** 806



# 2003 In Review

## GAME 11

### Princeton 6 Loyola 5

Curley Field - Baltimore, Md.

April 22, 2003

Jason Doneger took a feed from behind the net from Josh White and scored the game-winning goal 38 seconds into the second overtime period, giving second-ranked Princeton a hard-fought 6-5 win over 19th-ranked Loyola at Curley Field.

Loyola, which won 11 of the game's 16 faceoffs and often held the ball for long stretches to shorten the game, appeared to have won the second overtime faceoff but was called for illegal procedure. Princeton then put the ball in the hands of White behind the net, and he found Doneger streaking toward the goal for the game winner.

Loyola trailed 3-0 at halftime but scored four goals in a six-minute span midway through the third quarter to take the lead. **Gunnar Goettelmann** and **C.J. Sinisgalli** scored in a 37-second span to pull the Greyhounds within 3-2, and **Ryan Fisher** and **Chris Summers** then scored in a 58-second span later in the quarter to give the Greyhounds the lead.

Princeton took a 5-4 lead on a Ryan Boyle goal with 10:55 left in the game, but the Greyhounds tied the game at 5-5 on **Joey Case's** goal with 4:55 left. Princeton had a one-minute extra-man opportunity in the first overtime period but could not score, while **Stephen Brundage** had Loyola's best chance in the first overtime but shot high with just under a minute left.

Team	1	2	3	4	OT	2OT	F
Princeton (9-2)	2	1	1	1	0	1	6
Loyola (6-5)	0	0	4	1	0	0	5

**Princeton Scoring:** Doneger 3-0, Hartofilis 1-0, Boyle 1-0, Trevenen 1-0, MacColl 0-1, White 0-1

**Loyola Scoring:** Summers 1-1, Goettelmann 1-0, Case 1-0, Sinisgalli 1-0, Fisher 1-0, Georgalas 0-1, White 0-1

**Shots:** Princeton 29, Loyola 25

**Ground Balls:** Princeton 22, Loyola 23

**Faceoffs:** Princeton 5-16, Loyola 11-16


**Saves:** Princeton - Gould 8; Loyola - Bloomquist 12

**Penalties:** Princeton 2 for 1:00; Loyola 4 for 3:00

**EMO:** Princeton 0-4, Loyola 0-2

**Clears:** Princeton 15-17, Loyola 15-20

**Attendance:** 1,819



*Bernie Cannon had 25 groundballs for Loyola last season.*



*The Greyhounds defeated Hobart after a heart-breaking loss to Princeton.*



## GAME 12

**Loyola 13 Hobart 12**  
**McCooney Field - Geneva, N.Y.**  
**April 26, 2003**

**Chris Summers** took a feed from behind the net from **Gunnar Goettelmann** and scored past Hobart goalie Mike Borsz with 15 seconds left, giving Loyola a thrilling 13-12 win over the Statesmen in Geneva.

Greyhound goalie **Mark Bloomquist** (15 saves) gave Loyola possession in a tie game with 41 seconds left after saving John Bogosian's shot, and Loyola then called timeout to set up the final play. Goettelmann dodged from behind the net and found a cutting Summers in front of the goal.

Hobart still made the end interesting, winning the final faceoff. But Bloomquist saved Nate Hill's shot with five seconds left and stopped Tim Booth's outside shot as time expired.

Summers led Loyola with four goals, while Goettelmann had three goals and three assists. Mark Williamson, Hill and Scanlon each had three goals for Hobart.

Loyola led 6-2 at halftime and 11-7 early in the fourth quarter before the Statesmen came back to tie the game at 12-12 on Booth's outside shot with 2:28 on the fourth-quarter clock.

Team	1	2	3	4	F
Loyola (7-5)	1	5	4	7	13
Hobart (5-7)	1	1	5	5	12

**Loyola Scoring:** Summers 4-2, Goettelmann 3-3, Brundage 2-1, Case 1-0, Halip 1-0, Othman 1-0, Sinisgalli 1-0, White 0-2

**Hobart Scoring:** Williamson 3-1, Hill 3-1, Scanlon 3-0, Bogosian 2-2, Booth 1-1, Meade 0-1, Shore 0-1

**Shots:** Loyola 39, Hobart 39

**Ground Balls:** Loyola 41, Hobart 32

**Faceoffs:** Loyola 19-28, Hobart 9-28

**Saves:** Loyola - Bloomquist 15; Hobart - Borsz 13

**Penalties:** Loyola 4 for 5:30; Hobart 4 for 3:30

**EMO:** Loyola 0-4, Hobart 0-4

**Clears:** Loyola 16-24, Hobart 16-18

**Attendance:** 1,250

## GAME 13

**Johns Hopkins 17 Loyola 6**  
**Homewood Field - Baltimore, Md.**  
**May 3, 2003**

**Stephen Brundage** scored two goals but it wasn't nearly enough for Loyola in its season finale versus No. 1 Johns Hopkins. The Blue Jays took 57 shots en route to a 17-6 victory over the Greyhounds at Homewood Field.

Johns Hopkins went up 3-0 before **Ryan Fisher** found the cage for his sixth goal of the season. **Pat Shek** scored with eight seconds remaining in the first quarter to make the score 4-2.

Brundage quickly brought Loyola within one with his unassisted goal to open the second quarter, but Hopkins scored the next four goals to take a commanding 8-3 lead.

**Chris Summers** scored his 22nd goal of the season to bring Loyola back within four, but another Hopkins run, ignited by two straight goals from Adam Doneger put the game away.

Doneger and Conor Ford each led Johns Hopkins in scoring with four goals, Peter LeSueur added three goals.

Brundage's two goals give him a team-high 23 goals for the season. Summers, Fisher Shek and **Jim Fink** all finish the game with one goal, while Summers, **C.J. Sinisgalli** and **Gunnar Goettelmann** each add an assist in the loss.

Loyola ends its 2003 campaign with a 7-6 overall record.

Team	1	2	3	4	F
Loyola (7-6)	2	2	0	2	6
Johns Hopkins (11-1)	4	5	5	3	17

**Loyola Scoring:** Brundage 2-1, Summers 1-1, Fisher 1-0, Fink 1-0, Shek 1-0, Sinisgalli 0-1, Goettelmann 0-1

**Johns Hopkins Scoring:** Ford 4-2, Doneger 4-1, LeSueur 3-0, Harrison 2-4, Boland 1-3, B. Benson 1-2, Peyser 1-0, E. Benson 1-0, McDermott 0-1

**Shots:** Loyola 17, Johns Hopkins 57

**Ground Balls:** Loyola 21, Johns Hopkins 45

**Faceoffs:** Loyola 14-27, Johns Hopkins 13-27

**Saves:** LC - Bloomquist 14/Rodgers 1; JHU - Scherr 6/Smith 1

**Penalties:** Loyola 2 for 1:30; Johns Hopkins 2 for 2:00

**EMO:** Loyola 0-2, Johns Hopkins 1-2

**Clears:** Loyola 8-16 Johns Hopkins 20-22

**Attendance:** 5,580



# 2003 In Review

## 2003 Final Statistics

### RECORD

ALL GAMES		OVERALL (7 - 6 - 0)	HOME (5 - 3 - 0)	AWAY (2 - 3 - 0)	NEUTRAL (0 - 0 - 0)														
DATE	OPPONENT	W/L	SCORE	ATT	#	PLAYER	GP	G	A	Pts	Sh	GwGUp	Dn	GB					
Feb 22	DELAWARE	W	9-6	375	29	Brundage, Stephen	13	23	13	36	74	2	2	0					
Feb 25	MOUNT ST MARY'S	W	10-3	350	21	Summers, Chris	13	22	12	34	48	1	1	0					
Mar 1	#10 HOFSTRA	W	10-4	1020	10	Goettermann, Gunnar	13	19	13	32	46	0	3	1					
Mar 08	at #10 Duke	L	4-10	842	41	White, Matt	13	4	8	12	32	1	0	0					
Mar 15	at #9 Notre Dame	W	9-8	500	15	Fink, Jim	13	8	3	11	44	0	2	0					
Mar 22	BROWN	W	16-8	2221	8	Case, Joey	13	8	3	11	21	1	2	0					
Mar 29	#18 TOWSON	L	10-15	1136	32	Othman, Nino	12	7	0	7	13	0	0	0					
Apr. 5	#4 SYRACUSE	L	6-17	3922	4	Fisher, Ryan	13	6	1	7	18	1	0	0					
Apr 12	at #3 Georgetown	L	5-14	1603	49	Baxter, Rayland	12	3	3	6	23	0	1	0					
Apr 16	SACRED HEART	W	12-10	306	39	Shek, Pat	5	4	1	5	6	0	0	0					
Apr 22	#2 PRINCETON	LO2	5-6	1819	40	Siniscalli, C.J.	13	3	1	4	8	0	0	0					
Apr 26	at Hobart	W	13-12	1250	18	Adams, Parker	6	2	1	3	9	0	0	0					
May 3	at #1 Johns Hopkins	L	6-17	5580	47	Halip, John	13	2	1	3	7	0	0	0					
<b>TEAM STATISTICS</b>		<b>LOY</b>	<b>OPP</b>		44	Georgalas, Craig	13	1	2	3	9	1	0	0					
<b>SHOT STATISTICS</b>					48	Halford, Grant	13	2	0	2	5	0	0	0					
Goals-Shot attempts	115-388	130-456	25	Dupuis, Matt	13	0	1	1	0	0	0	0	0	29					
Goals scored average	8.79	9.94	23	Economou, Greg	13	0	0	0	4	0	0	0	0	7					
Shot pct	.296	.285	42	Hall, Damian	13	0	0	0	2	0	0	0	0	20					
Shots/Game	29.8	35.1	43	Cannon, Bernie	12	0	0	0	1	0	0	0	0	25					
Assists	66	87	46	Rapacki, Michael	6	0	0	0	0	0	0	0	0	0					
<b>MAN-UP OPPORTUNITIES</b>					45	Burns, Kevin	9	0	0	0	0	0	0	2					
Goals-Opportunities	11-51	15-58	37	Gross, Dan	5	0	0	0	0	0	0	0	0	1					
Conversion Percent	.216	.259	34	Hunter, Geoff	13	0	0	0	0	0	0	0	0	18					
<b>GOAL BREAKDOWN</b>					31	Brunkhorst, Gary	13	0	0	0	0	0	0	5					
Total Goals	115	130	28	Shortt, David	12	0	0	0	0	0	0	0	0	12					
Man-up	11	13	27	Russell, Jeff	3	0	0	0	0	0	0	0	0	0					
Man-down	1	1	24	Bailey, Brandon	1	0	0	0	0	0	0	0	0	0					
Free-position	0	0	19	Miller, Dan	1	0	0	0	0	0	0	0	0	0					
Unassisted	49	40	16	Marich, Chris	9	0	0	0	0	0	0	0	0	2					
Overtime.	0	1	14	Tuthill, Jeff	1	0	0	0	0	0	0	0	0	0					
					7	Kelagher, Ryan	11	0	0	0	0	0	0	3					
					6	Graham, Michael	6	0	0	0	0	0	0	4					
<b>## GOALIES</b>	<b>GP</b>	<b>Min.</b>	<b>GA</b>	<b>Avg</b>	<b>Sv</b>	<b>Pct</b>	<b>W</b>	<b>L</b>	<b>T</b>										
1	Rodgers, Trae	4	22:57	0	0.00	5	1.000	0	0	0									
5	Bloomquist, Mark	13	761:41	130	10.24	131	.502	7	6	0									
<b>Total</b>	<b>13</b>	<b>784:38</b>	<b>130</b>	<b>9.94</b>	<b>136</b>	<b>.511</b>	<b>7</b>	<b>6</b>	<b>0</b>	<b>Total</b>	<b>13</b>	<b>115</b>	<b>66</b>	<b>181</b>	<b>388</b>	<b>7</b>	<b>11</b>	<b>1</b>	<b>459</b>
<i>Opponents</i>	<i>13</i>	<i>784:38</i>	<i>115</i>	<i>8.79</i>	<i>140</i>	<i>.549</i>	<i>6</i>	<i>7</i>	<i>0</i>	<i>Opponents</i>	<i>13</i>	<i>130</i>	<i>87</i>	<i>217</i>	<i>456</i>	<i>6</i>	<i>13</i>	<i>1</i>	<i>415</i>



# The Tradition



# Loyola Records

## Individual Records

### Career

#### Goals


- 1. Gary Hanley ..... 151 (1978-81)
- 2. Pat Lamon ..... 133 (1983-86)
- 3. Gewas Schindler ..... 120 (1996-99)
- 4. Tim O'Shea ..... 115 (1995-99)
- 5. Kevin Beach ..... 114 (1990-93)
- 6. John Carroll ..... 112 (1984-87)
- 7. Chris Colbeck ..... 108 (1988-91)

#### Assists

- 1. Gary Hanley ..... 160 (1978-81)
- 2. Jim Blanding ..... 84 (1989-92)
- 3. Brian Duffy ..... 82 (1993-96)
- 4. Mike Ruland ..... 77 (1986-89)
- 5. Kevin Beach ..... 71 (1990-93)
- 6. Tim O'Shea ..... 70 (1995-99)

#### Points

- 1. Gary Hanley ..... 311 (1978-81)
- 2. Pat Lamon ..... 192 (1983-86)
- 3. Kevin Beach ..... 185 (1990-93)
- Tim O'Shea ..... 185 (1995-99)
- 5. Jim Blanding ..... 182 (1989-92)
- 6. Gewas Schindler ..... 180 (1996-99)



Tim McGeeney had a school-record 28 saves against Johns Hopkins on May 6, 1996



All-America Mike Ruland is fourth on Loyola's all-time assist list.

### Season

#### Goals

- 1. Gary Hanley ..... 47 (1981)
- 2. Kevin Beach ..... 45 (1993)
- 3. Bill Mahon ..... 43 (1980)
- 4. Chris Colbeck ..... 42 (1990)
- Pat Lamon ..... 42 (1985)
- Tim O'Shea ..... 42 (1998)

#### Assists

- 1. Gary Hanley ..... 45 (1979, 1980)
- 2. Gary Hanley ..... 42 (1981)
- 3. Brian Duffy ..... 38 (1995)
- Sean Heffernan ..... 38 (1994)
- 5. Brian Duffy ..... 34 (1996)

#### Points

- 1. Gary Hanley ..... 89(1981)
- 2. Gary Hanley ..... 86(1980)
- 3. Gary Hanley ..... 83(1979)
- 4. Gewas Schindler ..... 65(1997)
- 5. Brian Duffy ..... 67(1995)

### Game

#### Goals

- 9, John Carroll ..... vs. Washington & Lee (5/3/86)

#### Assists

- 9, Gary Hanley ..... vs. Morgan State (4/25/79)

#### Points

- 12, Gary Hanley ..... vs. Morgan State (4/25/79)

#### Saves

- 28, Tim McGeeney ..... vs. Johns Hopkins (5/6/96)

# Loyola Records/All-Americans



## Team Records

### Game

Most Goals Scored ..... 30, vs. William & Mary, 1982  
 Most Goals Allowed ..... 31, vs. Washington College, 1975  
 Fewest Goals Scored ..... 0 (five times), MR vs. JHU, 1960  
 Fewest Goals Allowed ..... 0, vs. Lehigh, 1948  
 Most Goals in a Quarter ..... 11, vs. Fairfield, 1995

### Season

Most Victories ..... 13 (13-2), 1998  
 Most Losses ..... 12 (2-12), 1974  
 Fewest Victories ..... 1 (six times), most recent 1972  
 Fewest Losses ..... 1 (two times), most recent 1999  
 Most Consecutive Wins ..... 12 (two times), 1998; 1999  
 Most Consecutive Losses ..... 10, 1972  
 Most Consecutive Regular-Season Wins ..... 30, 1998-2000  
 Most Goals Scored ..... 235 (16 games), 1981  
 Most Goals Allowed ..... 228 (12 games), 1975



*Gary Miller was one of two Greyhounds to earn second-team All-America honors in 1992.*

## Loyola All-Americans

### First-Team Honorees (13)

1943 ..... Gerry Courtney - Goalie  
 1981 ..... Steve McCloskey - Goalie/Gary Hanley - Attack  
                     David Maynes - Midfield/Joe Carrier - Defense  
 1989 ..... Mike Ruland - Attack  
 1990 ..... Jim Blanding - Attack  
 1995 ..... Matt Dwan - Defense  
 1998 ..... Mark Frye - Midfield/Jamie Hanford - Defense  
 1999 ..... Mark Frye - Midfield  
 2000 ..... Mike Battista - Midfield  
 2001 ..... Gavin Prout - Midfield

### Second-Team Honorees (25)

1940 ..... Noah Walker - Defense  
 1943 ..... Robert McElroy - Attack  
 1953 ..... Tom Wagner - Midfield  
 1963 ..... John Stewart - Midfield  
 1986 ..... Wayne McPartland - Defense  
 1987 ..... Wayne McPartland - Defense  
 1988 ..... Tom McClelland - Goalie/Mike Ruland - Attack  
 1989 ..... Brian Kroneberger - Midfield  
 1990 ..... Brian Kroneberger - Midfield  
 1992 ..... Gary Miller - Midfield/Sean Quinn - Defense  
 1993 ..... Kevin Beach - Attack/Paul Cantabene - Midfield  
 1994 ..... Matt Dwan - Defense  
 1995 ..... Brendan Fry - Defense/Tim McGeeney - Goalie  
                     Zach Thornton - Midfield  
 1996 ..... Brian Bacso - Midfield/Brendan Fry - Defense  
 1997 ..... Mark Frye - Midfield  
 1998 ..... Mike Battista - Midfield  
 1999 ..... Tim O'Shea - Attack/Todd Vizcarrondo - Midfield  
 2000 ..... Tim Goettelmann - Attack

### All-Time Coaching Register

Coach	Seasons	Years	W	L	T	Pct.
Jack Kelly	4	1939-42	21	14	0	.600
Emil G. Reitz, Jr.	1	1943	1	4	0	.200
Bill Zeigler	1	1946	1	3	0	.250
Bishop Baker	6	1947-52	22	29	0	.431
John Mohler	1	1953	2	5	0	.286
Charles Wenzel	17	1954-70	62	104	7	.379
James Barnhardt	2	1971-72	6	18	0	.250
Rick Buck	2	1973-74	5	22	0	.185
Jay Connor	8	1975-82	61	45	0	.575
Dave Cottle	19	1983-2001	181	70	0	.721
Bill Dirrigl	2	2002-Pres.	16	10	0	.615
<b>Totals</b>	<b>62</b>	<b>----</b>	<b>371</b>	<b>318</b>	<b>7</b>	<b>.538</b>




# Loyola All-Americans cont...

## Third-Team Honorees (18)

- 1941 ..... Robert McElroy - Attack
- 1942 ..... Richard Keller - Attack
- 1943 ..... Noah Walker - Defense
- 1948 ..... Ray Wittelsberger - Defense
- 1979 ..... Dave Sills - Defense
- 1984 ..... Greg Manley - Midfield
- 1990 ..... Charley Toomey - Goalie/Gary Beach - Defense
- 1991 ..... Chris Colbeck - Attack/Jim Blanding - Attack  
Gary Beach - Defense
- 1994 ..... Zach Thornton - Midfield/Brendan Fry - Defense  
Tim McGeeney - Goalie
- 1999 ..... Tim O'Hara - Defense/David Metz - Defense  
Jim Brown - Goalie
- 2000 ..... Gavin Prout - Attack

## Honorable Mention Honorees (67)

- 1947 ..... Ray Wittelsberger - Defense
- 1948 ..... Frank Kimmel - Attack
- 1949 .... Ray Wittelsberger - Defense/Frank Kimmel - Attack  
Edward Hughes - Midfield
- 1950 ..... Martin Barry - Goalie
- 1950 ..... Thomas Wagner - Midfield/James Whelan - Attack
- 1951 ..... Frank Kimmel - Midfield/Ed Miller - Attack
- 1952 ..... Jack Fallon - Defense
- 1954 ..... Bob Strott - Midfield
- 1955 ..... Mickey McFadden - Midfield
- 1956 ..... Bill Flattery - Goalie
- 1957 ..... Mickey McFadden - Attack
- 1958 ..... Mickey McFadden - Attack/Bill Hooper - Defense
- 1959 ..... Jim Kelly - Midfield
- 1960 ..... Jim LaMar - Attack
- 1962 ..... Marty Pilsch - Attack
- 1963 ..... Marty Pilsch - Attack/Harry Bregel - Goalie



*Bobby Horsey garnered honorable mention All-America honors as a senior at Loyola.*

- 1964 ..... John Stewart - Attack
- 1967 ..... John White - Midfield/Marty Stewart - Attack
- 1969 ..... Pete Parr - Midfield
- 1979 ..... Gary Hanley - Attack
- 1980 ..... Gary Hanley - Attack/Dave Sills - Defense
- 1985 ..... Jeff Bozel - Defense/Wayne McPartland - Defense
- 1986 ..... Pat Lamon - Attack
- 1987 ..... Dave Sherwood - Midfield
- 1988 .. Brian Kroneberger - Midfield/Rusty Pritzlaff - Attack
- 1989 ..... Charley Toomey - Goalie/Gary Beach - Defense
- 1990 ..... Chris Colbeck - Attack
- 1991 ..... Kevin Beach - Attack/Gary Miller - Midfield
- 1992 ..... Jim Blanding - Attack/Tim McGeeney - Goalie
- 1993 ..... Kevin Anderson - Midfield/Matt Dwan - Defense
- 1994 ..... Sean Heffernan - Attack/Del Halladay - Midfield
- 1995 ..... Brian Duffy - Midfield/Del Halladay - Attack
- 1996 ..... Brian Duffy - Attack/Mark O'Brien - Midfield  
Jamie Hanford - Defense
- 1997 ..... Jamie Hanford - Defense/Gewas Schindler - Attack
- 1998 ..... Mike Day - Defense/Tim O'Shea - Attack  
Gewas Schindler - Attack/Todd Vizcarrondo - Midfield
- 1999 ..... Gewas Schindler - Attack
- 2000 ..... David Metz - Defense
- 2001 ... Bobby Horsey - Midfield/Michael Sullivan - Midfield  
Mike Stromberg - Defense/David Metz - Defense
- 2002 ... Stephen Brundage - Attack/Mike Stromberg - Defense  
Michael Sullivan - Attack
- 2003 ..... Stephen Brundage - Attack



*David Metz was a three-time All-America at defense.*

# All-Time Results



## 1938

### Record: 4-2

*Coach: Jack Kelly*

Loyola 9, Virginia 4  
Loyola 7, Johns Hopkins B 2  
Navy B 5, Loyola 4-5  
Loyola 7, Harvard 2  
Maryland B 6, Loyola 5  
Loyola 11, Johns Hopkins B 4

## 1939

### Record: 4-3

*Coach: Jack Kelly*

Loyola 15, Lafayette 1  
Loyola 20, West Chester(PA) 1  
Loyola 12, Virginia 5  
Loyola 15, City College of NY 4  
St. John's 14, Loyola 4  
Johns Hopkins 20, Loyola 1  
Navy 14, Loyola 4

## 1940

### Record: 5-3

*Coach: Jack Kelly*

Maryland 17, Loyola 6  
Loyola 12, West Chester(PA) 0  
Johns Hopkins 16, Loyola 3  
Loyola 15, Virginia 1  
Loyola 15, North Carolina 3  
Loyola 16, City College of NY 3  
Loyola 7, Wash. Lacrosse Club 6  
Navy 7, Loyola 2

## 1941

### Record: 4-3

*Coach: Jack Kelly*

Maryland 10, Loyola 3  
Loyola 9, Springfield 4  
Loyola 11, North Carolina 5  
Johns Hopkins 9, Loyola 0-9  
Loyola 13, City College of NY 8  
Navy 12, Loyola 7  
Loyola 4, Washington & Lee 3

## 1942

### Record: 4-3

*Coach: Jack Kelly*

Loyola 10, Springfield 9  
Maryland 18, Loyola 5  
Loyola 12, Lehigh 1  
Navy 12, Loyola 8  
Loyola 17, Washington & Lee 6  
Johns Hopkins 22, Loyola 7  
Loyola 13, City College of NY 1

## 1943

### Record: 1-4

*Coach: Emil G. Reitz, Jr.*

Navy 8, Loyola 1  
Loyola 4, Swarthmore 3  
Maryland 16, Loyola 4  
Johns Hopkins 12, Loyola 4  
Army 9, Loyola 3

## 1944-1945: No Teams (War)

## 1946

### Record: 1-3

*Coach: Bill Zeigler*

Maryland 17, Loyola 3  
Penn State 17, Loyola 3  
Loyola 7, Swarthmore 6  
Johns Hopkins 7, Loyola 0

## 1947

### Record: 1-7

*Coach: Bishop Baker*

Penn State 6, Loyola 2  
Maryland 10, Loyola 2  
Swarthmore 14, Loyola 2  
Washington & Lee 12, Loyola 7  
Duke 7, Loyola 2  
Johns Hopkins 19, Loyola 1  
Virginia 7, Loyola 6  
Loyola 10, Lehigh 5

## 1948

### Record: 2-6

*Coach: Bishop Baker*

Johns Hopkins 15, Loyola 2  
Loyola 9, Yale 2  
Maryland 15, Loyola 5  
Loyola 15, Lehigh 0  
Penn State 8, Loyola 4  
Washington & Lee 9, Loyola 6  
Virginia 4, Loyola 3  
Swarthmore 8, Loyola 2

## 1949

### Record: 6-3

*Coach: Bishop Baker*

Loyola 6, Washington Coll. 4  
Williams Coll. 4, Loyola 3  
Loyola 21, Va. Military Inst. 1  
Maryland 9, Loyola 7  
Loyola 6, Penn State 4  
Loyola 11, Washington & Lee 6  
Loyola 10, Swarthmore 4  
Johns Hopkins 20, Loyola 6  
Loyola 13, Western Maryland 4

## 1950

### Record: 4-5

*Coach: Bishop Baker*

Johns Hopkins 13, Loyola 2  
Maryland 13, Loyola 5  
Loyola 9, Penn State 4  
Loyola 19, Western Maryland 1  
Virginia 12, Loyola 4  
Loyola 8, Washington & Lee 6  
Washington Coll. 12, Loyola 11  
Swarthmore 13, Loyola 12  
Loyola 14, Baltimore Univ. 4

## 1951

### Record: 5-4

*Coach: Bishop Baker*

Johns Hopkins 12, Loyola 8  
Loyola 13, Baltimore Univ. 8  
Loyola 14, Penn State 12  
Loyola 9, Washington & Lee 6  
Washington Coll. 17, Loyola 9  
Loyola 13, Swarthmore 10  
Maryland 11, Loyola 7  
Loyola 5, Western Maryland 3  
Virginia 15, Loyola 6

## 1952

### Record: 4-4

*Coach: Bishop Baker*

Johns Hopkins 14, Loyola 5  
Loyola 5, Penn State 2  
Baltimore Univ. 6, Loyola 3  
Loyola 11, Swarthmore 10  
Washington Coll. 14, Loyola 11  
Loyola 12, Washington & Lee 7  
Loyola 16, Western Maryland 4  
Maryland 7, Loyola 1

## 1953

### Record: 2-5

*Coach: John Mohler*

Johns Hopkins 16, Loyola 7  
Loyola 8, Baltimore Univ. 4  
Swarthmore 15, Loyola 1  
Washington Coll. 14, Loyola 8  
Maryland 11, Loyola 2  
Loyola 5, Western Maryland 3  
Penn State 13, Loyola 8

## 1954

### Record: 3-6

*Coach: Charles Wenzel*

Loyola 3, Williams College 2  
Loyola 7, Western Maryland 3  
Loyola 10, Penn State 6  
RPI 7, Loyola 6  
Baltimore Univ. 10, Loyola 5  
Maryland 21, Loyola 0  
Johns Hopkins 18, Loyola 1  
Washington Coll. 17, Loyola 3  
Swarthmore 15, Loyola 3

## 1955

### Record: 2-6-1

*Coach: Charles Wenzel*

Loyola 12, Washington & Lee 12  
Virginia 10, Loyola 2  
Maryland 15, Loyola 2  
Loyola 9, Dickinson 8  
Baltimore Univ. 15, Loyola 6  
Penn State 17, Loyola 8  
Johns Hopkins 13, Loyola 0  
Loyola 13, Swarthmore 6  
Washington Coll. 9, Loyola 8

## 1956

### Record: 3-6-1

*Coach: Charles Wenzel*

Loyola 8, Cornell 8

W. & Lee 11, Loyola 7  
Maryland 24, Loyola 3  
Loyola 10, Penn State 8  
Baltimore Univ. 14, Loyola 5  
Hofstra 8, Loyola 3  
Johns Hopkins 12, Loyola 3  
Loyola 11, Dickinson 1  
Loyola 9, Swarthmore 7  
Washington Coll. 13, Loyola 6

## 1957

### Record: 1-9

*Coach: Charles Wenzel*

Cornell 9, Loyola 7  
Washington & Lee 19, Loyola 8  
Penn State 13, Loyola 9  
Swarthmore 6, Loyola 4  
Maryland 17, Loyola 3  
Univ. of Baltimore 19, Loyola 5  
Johns Hopkins 22, Loyola 7  
Washington Coll. 17, Loyola 10  
Hofstra 13, Loyola 0  
Loyola 15, Dickinson 8

## 1958

### Record: 1-8-1

*Coach: Charles Wenzel*

Loyola 12, Cornell 12  
Penn State 9, Loyola 6  
Loyola 9, Swarthmore 5  
Univ. of Baltimore 22, Loyola 8  
Dickinson 8, Loyola 7  
Johns Hopkins 21, Loyola 3  
Washington & Lee 13, Loyola 6  
Washington Coll. 11, Loyola 3  
Hofstra 17, Loyola 3  
Maryland 22, Loyola 1

## 1959

### Record: 1-8

*Coach: Charles Wenzel*

Washington & Lee 15, Loyola 6  
Penn State 14, Loyola 3  
Swarthmore 6, Loyola 2  
Univ. of Baltimore 16, Loyola 3  
Maryland 22, Loyola 4  
Johns Hopkins 29, Loyola 3  
Loyola 8, Towson St. Teachers 6  
Washington Coll. 10, Loyola 6  
Hofstra 15, Loyola 1

## 1960

### Record: 3-4-2

*Coach: Charles Wenzel*

Loyola 7, W. & L. 7  
Penn State 8, Loyola 2  
Washington Coll. 10, Loyola 5  
Loyola 8, Swarthmore 8  
Loyola 18, C.W. Post 2  
Johns Hopkins 20, Loyola 0  
Loyola 10, Towson St. Teach. 7  
Hofstra 11, Loyola 5  
Loyola 8, Gettysburg 6



# All-Time Results

## 1961

**Record: 4-7**

*Coach: Charles Wenzel*  
Loyola 15, Ohio State 8

Cornell 10, Loyola 2  
Washington & Lee 16, Loyola 4  
Loyola 8, Swarthmore 7  
Penn State 17, Loyola 4  
Johns Hopkins 22, Loyola 4  
Loyola 8, Gettysburg 5  
Towson St. Teach. 15, Loyola 9  
Loyola 10, C.W. Post 5  
Hofstra 19, Loyola 2  
Washington Coll. 27, Loyola 9

## 1962

**Record: 5-6**

*Coach: Charles Wenzel*

Loyola 3, Ohio State 2  
Cornell 13, Loyola 8  
Loyola 10, Washington & Lee 6  
Penn State 8, Loyola 7  
Swarthmore 5, Loyola 4  
Loyola 6, Washington Coll. 5  
Hofstra 8, Loyola 4  
Johns Hopkins 18, Loyola 7  
Delaware 8, Loyola 5  
Loyola 16, Towson St. Teach. 13  
Loyola 14, C.W. Post 4

## 1963

**Record: 6-4**

*Coach: Charles Wenzel*

Loyola 9, Massachusetts 7  
Loyola 9, Swarthmore 1  
Washington Coll. 9, Loyola 2  
Loyola 7, Penn State 5  
Delaware 10, Loyola 8  
Loyola 10, Towson St. 9  
Johns Hopkins 19, Loyola 1  
Loyola 4, Hofstra 3  
C.W. Post 8, Loyola 7  
Loyola 10, Washington & Lee 8

## 1964

**Record: 6-3-1**

*Coach: Charles Wenzel*

Loyola 7, MIT 2  
Loyola 6, Swarthmore 4  
Washington Coll. 15, Loyola 2  
Johns Hopkins 12, Loyola 1  
Loyola 10, Penn State 6  
Loyola 7, Delaware 7  
Loyola 9, Towson St. 1  
Loyola 10, Washington & Lee 7  
Loyola 9, Hofstra 4  
C.W. Post 13, Loyola 9

## 1965

**Record: 4-4-1**

*Coach: Charles Wenzel*

Wesleyan Univ. 13, Loyola 4  
Loyola 7, Swarthmore 5

Johns Hopkins 10, Loyola 6  
Washington Coll. 13, Loyola 7  
Loyola 6, Hofstra 5  
Loyola 12, Delaware 6  
Towson St. 7, Loyola 6  
Loyola 5, Washington & Lee 4  
Loyola 13, Penn State 13

## 1966

**Record: 6-7**

*Coach: Charles Wenzel*

Loyola 11, Ohio Wesleyan 8  
Loyola 13, Kenyon 3  
Loyola 7, Wesleyan 3  
Loyola 8, Swarthmore 2  
Brown 7, Loyola 3  
Harvard 8, Loyola 6  
Johns Hopkins 17, Loyola 2  
Washington Coll. 11, Loyola 4  
Loyola 10, Penn State 9  
Towson St. 5, Loyola 4  
Loyola 9, Washington & Lee 4  
Hofstra 9, Loyola 7  
Delaware 7, Loyola 2

## 1967

**Record: 6-5**

*Coach: Charles Wenzel*

Kenyon, Canceled (snow)  
MIT 7, Loyola 5  
Syracuse 9, Loyola 7  
Loyola 12, Penn State 7  
Washington Coll. 9, Loyola 6  
Johns Hopkins 18, Loyola 3  
Loyola 11, Duke 3  
Loyola 10, Delaware 1  
Loyola 12, Towson St. 6  
Loyola 15, Washington & Lee 7  
Loyola 6, Swarthmore 4  
Hofstra 9, Loyola 7

## 1968

**Record: 5-6**

*Coach: Charles Wenzel*

Loyola 8, MIT 4  
Washington & Lee 7, Loyola 5  
Loyola 8, Middlebury Coll. 1  
Bowling Green 10, Loyola 9  
Penn State 9, Loyola 5  
Johns Hopkins 22, Loyola 4  
Loyola 11, Delaware 4  
Washington Coll. 13, Loyola 6  
Loyola 5, Towson St. 4  
Loyola 10, Swarthmore 2  
Hofstra 13, Loyola 8

## 1969

**Record: 5-7**

*Coach: Charles Wenzel*

Bowling Green 9, Loyola 5  
Loyola 12, Washington & Lee 4  
MIT 10, Loyola 9  
Washington Coll. 8, Loyola 3

Penn State 10, Loyola 5  
Johns Hopkins 23, Loyola 4  
Loyola 13, Duke 12  
Loyola 8, Delaware 7  
Loyola 10, Western Maryland 4  
Towson St. 11, Loyola 10  
Loyola 13, Swarthmore 11  
Hofstra 22, Loyola 3

## 1970

**Record: 1-8**

*Coach: Charles Wenzel*

Hofstra 13, Loyola 4  
Washington Coll. 9, Loyola 6  
Penn State 10, Loyola 9  
Western Maryland 9, Loyola 4  
Delaware 10, Loyola 3  
Loyola 11, Georgetown 6  
Washington & Lee 15, Loyola 3  
UMBC 9, Loyola 6  
Swarthmore 6, Loyola 5

## 1971

**Record: 5-8**

*Coach: James Barnhardt*

Loyola 5, Kenyon Coll. 4  
Randolph-Macon 10, Loyola 2  
Loyola 15, Georgetown 8  
Delaware 13, Loyola 2  
Loyola 15, Penn State 3  
Washington Coll. 10, Loyola 2  
Loyola 13, Western Maryland 11  
Loyola 12, Mt. St. Mary's 4  
Morgan St. 9, Loyola 1  
UMBC 17, Loyola 12  
William & Mary 7, Loyola 4  
Towson State 14, Loyola 4  
Washington & Lee 17, Loyola 1

## 1972

**Record: 1-10**

*Coach: James Barnhardt*

Loyola 10, Georgetown 6  
Univ. of Baltimore 13, Loyola 6  
Western Maryland 18, Loyola 4  
UMBC 14, Loyola 6  
Penn State 17, Loyola 10  
Randolph-Macon 18, Loyola 1  
Delaware 18, Loyola 3  
Roanoke College 10, Loyola 4  
Washington Coll. 19, Loyola 5  
Morgan State 12, Loyola 6  
Towson State 17, Loyola 3

## 1973

**Record: 3-10**

*Coach: Rick Buck*

Denison 13, Loyola 2  
Mt. St. Mary's 12, Loyola 3  
Penn State 14, Loyola 7  
Univ. of Baltimore 12, Loyola 4  
Loyola 6, Delaware 5  
Loyola 12, Western Maryland 6

Randolph-Macon 10, Loyola 8  
Georgetown 8, Loyola 6  
Roanoke College 17, Loyola 13  
Loyola 14, UMBC 13  
Washington Coll. 18, Loyola 4  
Morgan State 19, Loyola 3  
Towson State 14, Loyola 2

## 1974

**Record: 2-12**

*Coach: Rick Buck*

Villanova 7, Loyola 5  
William & Mary 17, Loyola 8  
Morgan St. 15, Loyola 10  
Roanoke 15, Loyola 4  
Loyola 12, Georgetown 7  
Univ. of Baltimore 22, Loyola 7  
Washington Coll. 24, Loyola 5  
Penn State 10, Loyola 9  
Salisbury St. 17, Loyola 8  
Randolph-Macon 11, Loyola 9  
Mt. St. Mary's 21, Loyola 6  
UMBC 20, Loyola 6  
Towson State 26, Loyola 6  
Loyola 10, Western Maryland 9

## 1975

**Record: 3-9**

*Coach: Jay Connor*

Washington Coll. 31, Loyola 3  
Loyola 11, Georgetown 8  
Morgan St. 15, Loyola 5  
Loyola 14, Randolph-Macon 8  
Loyola 14, Western Maryland 9  
UMBC 29, Loyola 6  
Roanoke 27, Loyola 3  
Penn State 23, Loyola 5  
Mt. St. Mary's 21, Loyola 11  
Towson State 18, Loyola 7  
Univ. of Baltimore 17, Loyola 8

## 1976

**Record: 7-5**

*Coach: Jay Connor*

Loyola 18, Hampden-Sydney 2  
UMBC 14, Loyola 7  
Loyola 12, William & Mary 6  
Loyola 15, Georgetown 5  
Towson St. 20, Loyola 6  
Loyola 16, Western Maryland 3  
Loyola 21, Randolph-Macon 2  
Salisbury St. 13, Loyola 12  
Penn State 17, Loyola 12  
Loyola 20, Mt. St. Mary's 5  
Loyola 20, St. Mary's 18  
Univ. of Baltimore 13, Loyola 10

## 1977

**Record: 6-7**

*Coach: Jay Connor*

Loyola 15, Hampden-Sydney 1  
Washington Coll. 20, Loyola 12  
Loyola 21, Morgan St. 4