



LONG BEACH STATE

2017 WOMEN'S SOCCER

LBSU Athletic Media Relations | 1250 Bellflower Blvd. Long Beach, CA 90840 | www.LongBeachState.com

Women's Soccer Contact: Lindy Zamora | Office Phone: (562) 985-8569 | Cell Phone: (909) 557-4158 | Email: Lindy.Zamora@csulb.edu

2017 SCHEDULE/RESULTS

Overall: 4-3-1 Big West: 0-0-0
Home: 4-1-1 Away: 1-2-0 Neutral: 0-0-0

Date	Opponent	Time/Result
Aug. 18	CSUN	T, 1-1 (2OT)
Aug. 20	No. 9 UCLA	L, 5-1
Aug. 24	No. 22 Northwestern	W, 2-0
Aug. 27	at San Diego State	W, 2-0
Sept. 1	Dartmouth	W, 1-0
Sept. 3	at No. 17 Cal	L, 1-0
Sept. 8	San Diego	W, 3-0
Sept. 10	at LMU	L, 2-0
Sept. 14	at UCONN	4 p.m.
Sept. 17	at St. John's	9 a.m.
Oct. 1	Hawaii*	6 p.m.
Oct. 5	at UC Irvine*	7 p.m.
Oct. 8	Cal State Fullerton*	6 p.m.
Oct. 13	at Cal Poly*	7 p.m.
Oct. 15	at UC Santa Barbara*	1 p.m.
Oct. 22	UC Riverside*	6 p.m.
Oct. 26	at CSUN*	7 p.m.
Oct. 29	UC Davis*	2 p.m.

* Big West Conference game
Home games in **bold**
All Times Pacific

QUICK FACTS

General Information

Location	Long Beach, Calif.
Founded	1949
Enrollment	36,822
Nickname	49ers or Beach
Colors	Black & Gold
Conference	Big West
President	Dr. Jane Close Conoley
Athletics Director	Andy Fee

Team Information

Head Coach	Mauricio Ingrassia, 14th year
Record at LBSU	150-93-34
Career Record	Same
2016 Overall Record	10-7-4
2016 Big West Record	4-1-3 (4th)
Letterwinners Returning/Lost	21 / 7
Starters Returning/Lost	7 / 4
Redshirts Returning	1
Newcomers	11

Program History

Years	1983-86; 1998-present
All-Time Record	233-180-54 (24th year)
All-Time Big West Record	79-58-20 (20th year)

MEDIA INFORMATION

To arrange interviews with coaches and/or student-athletes, please contact Lindy Zamora at Lindy.Zamora@csulb.edu or (562) 985-8569, at least 24 hours in advance. Recaps, box scores and other information can be found at www.longbeachstate.com.

THIS WEEK Game No. 9



at UConn (2-3-2)
Date: Thursday, Sept. 14
Time: 4 p.m. (PT)
Location: Storrs, Conn.
Home Field: Morrone Stadium (5,000)
Live Stats: UConnHuskies.com
Radio: N/A
Live Stream: UConnHuskies.com

THIS WEEK Game No. 10



at St. John's (4-2-1)
Date: Sunday, Sept. 17
Time: 9 a.m. (PT)
Location: Los Angeles, Calif.
Home Field: Belson Stadium (2,168)
Live Stats: RedStormSports.com
Radio: N/A
Live Stream: ESPN3

UP NEXT Game No. 11



vs. Hawai'i (3-4-0)
Date: Sunday, Oct. 1
Time: 6 p.m.
Location: Long Beach, Calif.
Home Field: George Allen Field (1,000)
Live Stats: BeachLiveStats.com
Radio: KBeach.org
Live Stream: BeachVision

LONG BEACH STATE TRAVELS TO UCONN, ST. JOHN'S THIS WEEK

The Long Beach State women's soccer team continues its road swing with a pair of matches at UConn and St. John's this week. The Beach take on the Huskies on Thursday, Sept. 14 at 4 p.m. (PT), before going up against the Red Storm on Sunday, Sept. 17 at 9 a.m. (PT). Sunday's match at St. John's will be on ESPN3.

IN THE RANKINGS

Long Beach State is unranked and owns a 4-3-1 overall record after one month of action this season.

Neither UConn nor St. John's are ranked in this week's poll. UConn started the year ranked 14th in the United Soccer Coaches Poll, but after compiling a 2-3-2 record have dropped out of the rankings. St. John's owns a 4-2-1 overall record this season.

In the first four weeks of the season, Long Beach State has faced three schools featured in the Top 25 in then-No. 9 UCLA, then-No. 22 Northwestern and then-No. 25 Cal. Against ranked teams, LBSU is 1-2-0.

GETTING READY FOR BIG WEST ACTION

This week marks the final two non-conference matches of the regular season for Long Beach State. The Beach will close out the week on the East Coast with matches at UConn and St. John's before returning to George Allen Field to kick off Big West Conference play.

The Beach start league action with Hawaii on Sunday, October 1 at 6 p.m.

LAST TIME OUT

Long Beach State outshot Loyola Marymount on the Lions' home field, but the Beach came up just short as they dropped a 2-0 decision to LMU on Sunday.

BEACH NOTES

- With the 2-0 win over No. 22 Northwestern, LBSU has defeated or tied a ranked team in nine straight seasons.
- Head coach Mauricio Ingrassia has recorded 149 victories over 14 years at the helm of the Long Beach State women's soccer program, making him just one win away from 150 in his career.
- Jessica Vincent has dished out 13 career assists to rank 10th all-time at Long Beach State. She, along with teammates Tori Bolden and Kaitlin Fregulia, are just two game-winning goals away from breaking into the top 10 in that category.
- Imani McDonald has recorded three shutouts this season to bring her career total to 5.1 as she sits in 10th place all-time at LBSU.
- Long Beach State has made six NCAA Tournament appearances since 2008.
- LBSU has won four Big West regular season (2006-08, 2015) and three Big West Tournament titles (2010-11, 2016).

2017 BIG WEST STANDINGS

	Big West		Overall	
	W-L-T	Pts.	W-L-T	Pct.
Cal State Fullerton	0-0-0	0	5-1-2	.750
UC Irvine	0-0-0	0	3-1-3	.643
CSUN	0-0-0	0	3-1-4	.625
Long Beach State	0-0-0	0	4-3-1	.563
UC Santa Barbara	0-0-0	0	3-3-1	.500
Hawai'i	0-0-0	0	3-4-0	.429
UC Riverside	0-0-0	0	2-4-2	.375
Cal Poly	0-0-0	0	2-4-1	.357
UC Davis	0-0-0	0	1-6-0	.143

This Week in the Big West

Monday, Sept. 11

Sacramento State at UC Davis# 4 p.m.

Thursday, Sept. 14

Long Beach State at UConn 4 p.m.

Friday, Sept. 15

Samford at UC Davis 4 p.m.

UC Irvine at San Diego 5 p.m.

Pacific at UC Santa Barbara 5:30 p.m.

Hawaii at Arizona State 7 p.m.

UC Riverside at Fresno State 7 p.m.

Sacramento State at Cal Poly 7 p.m.

Sunday, Sept. 17

Long Beach State at St. John's 9 a.m.

Pacific at Cal Poly 12 p.m.

Pepperdine at UC Irvine 2 p.m.

Hawaii at Grand Canyon 4 p.m.

UC Riverside at UNLV 4 p.m.

CSUN at Texas Tech 5 p.m.

Loyola Marymount at UC Santa Barbara 5:30 p.m.

All Times Pacific

CausewayCup (Davis, Calif.)

^ Saint Mary's Tournament (Moraga, Calif.)

BIG WEST PRESEASON COACHES' POLL

Rk.	School	Points
1.	Long Beach State (8)	78
2.	Cal State Fullerton	63
3.	UC Santa Barbara	59
4.	UC Irvine (1)	54
5.	CSUN	50
6.	Cal Poly	34
7.	UC Davis	32
8.	UC Riverside	21
9.	Hawai'i	15

() Indicates first-place votes

The Beach was led offensively by Katie Pingel who had five shots in the game and recorded two shots on goal. However, LBSU was unable to hit the back of the net, while the Lions squeaked two goals past Imani McDonald in the second half to earn the win.

Long Beach State controlled the first half as the Beach tallied eight shots, while limiting the Lions to just two. They also kept LMU from taking a shot until the 43rd minute of action.

In the second half, the Lions managed to get on the board in the 61st minute of play to break the 0-0 draw. They tacked on another goal at 76:20 to go on and win by a score of 2-0.

SCOUTING THE HUSKIES

UConn brings a 2-3-2 overall record into the match against Long Beach State. The Huskies are riding a three-match unbeaten streak after having defeated Central Connecticut (3-0) and Arkansas (2-1), before playing to a 2-2 draw at Fordham.

This season the Huskies' offense has scored eight goals on the year and Kess Elmore is responsible for five of them. Elmore is the team's leading scorer as she has tallied five goals on 14 shots for 10 points. Two of her scores have been game-winners.

In goal, Mollie Kerrigan has played all seven matches and has collected 31 saves, while owning a 1.06 goals against average.

SERIES RECORD VS. UCONN

UConn and Long Beach State are meeting for just the second time in program history. In their only previous meeting, the Huskies defeated the Beach, 5-0, in Storrs, Conn., in 2003.

SCOUTING THE RED STORM

St. John's, which owns a 4-2-1 overall record, is looking to get back on the winning track after dropping a 2-1 contest to Lehigh last week.

The Red Storm are led offensively by Christina Bellero who has four goals and two assists for 10 points on 23 shots. Of her 23 shots, 17 of them have been on target.

In goal, Jordan Kamp has seen action in six games this season with 22 saves and a 1.25 goals against average, while Antonio Tammara has played in one game and has earned four saves.

SERIES RECORD VS. ST. JOHN'S

St. John's and Long Beach State will go head-to-head for the first time in program history when they meet on Sunday, September 17 at 9 a.m. (PT).

150 AND COUNTING

Long Beach State head coach Mauricio Ingrassia hit a huge milestone with his team's 3-0 win over San Diego last week. With the win, Ingrassia collected his 150th career victory.

Long Beach State vs. UConn
UConn leads 1-0-0

2017 Comparative Team Stats

LBSU		UCONN
4-3-1	Overall Record	2-3-2
0-0-0	Conference Record	0-0-0
10-91	Goals-Shot Attempts	8-82
1.25	Goals Per Game	1.14
.110	Shot Percentage	.098
40-91	Shots on Goal-Attempts	39-82
.440	SOG Percentage	.476
11.4	Shots Per Game	11.7
41	Corner Kicks	30
1-1	Penalty Kicks	0-0
26	Saves	33
4	Shutouts	1
1.09	Goals Against Average	1.06

All-Time Series

Date	Site	Result
9/21/2003	Storrs, Conn.	L, 5-0

Series by the Numbers

Record at LBSU	0-0-0
Record at UConn	1-0-0
Record at Neutral Sites	0-0-0
Most Goals - LBSU	0
Most Goals - UConn	5
Largest Margin of Victory - LBSU	N/A
Largest Margin of Victory - UConn	5
Longest LBSU Win Streak	N/A
Longest UConn Win Streak	1
Current Streak	UConn won 1

Long Beach State vs. St. John's
First Meeting

2017 Comparative Team Stats

LBSU		SJU
4-3-1	Overall Record	4-2-1
0-0-0	Conference Record	0-0-0
10-91	Goals-Shot Attempts	11-100
1.25	Goals Per Game	1.57
.110	Shot Percentage	.110
40-91	Shots on Goal-Attempts	47-100
.440	SOG Percentage	.470
11.4	Shots Per Game	14.3
41	Corner Kicks	17
1-1	Penalty Kicks	0-1
26	Saves	26
4	Shutouts	2
1.09	Goals Against Average	1.08

2017 BIG WEST PLAYERS OF THE WEEK

Offensive Player of the Week

August 21 - Amanda Ball, UCSB, Sr., F

August 28 - Marissa Favela, CSUN, Jr., MF

September 4 - Kiana Palacios, UC Irvine, Sr., F

September 11 - Kaycee Hoover, CS Fullerton, Sr., MF

September 18 -

September 25 -

October 2 -

October 9 -

October 16 -

October 23 -

October 30 -

November 6 -

Defensive Player of the Week

August 21 - Kate Shoemaker, UCSB, Sr., D

August 28 - Imani McDonald, LBSU, Jr., GK

September 4 - Reema Bzeih, UC Irvine, Jr., GK

September 11 - Alexis Mata, Hawaii, Jr., GK

September 18 -

September 25 -

October 2 -

October 9 -

October 16 -

October 23 -

October 30 -

November 6 -

In 14th years at the helm, Ingrassia has averaged 10 victories per season and is the winningest coach in Long Beach State women's soccer history.

Since his arrival in 2004, the Beach has developed not only into a perennial powerhouse in the Big West, but also into a national contender.

Ingrassia has led Long Beach State to four Big West regular season championships, three Big West Tournament titles and six NCAA Tournament appearances, including an unprecedented run to the Elite Eight in 2011.

He has also guided LBSU to nine 10-plus win campaigns, including last season' 10-7-4 showing.

FANTASTIC FREGULIA

Defender/forward Kaitlin Fregulia has started her sophomore campaign on a tear. The Torrance, Calif., native has started in all eight matches for the Beach and has recorded three points with one goal and one assist. If her offensive skills weren't enough, Fregulia has also excelled on defense helping Long Beach State record four shutout victories over nationally-ranked Northwestern (2-0), at San Diego State (2-0), against Dartmouth (1-0), and most recently versus San Diego (3-0). Her efforts earned her LBSU Athlete of the Week on August 28.

KATE THE GREAT

Sophomore transfer Katie Pingel has made the most of her first year at Long Beach State thus far. In the first month of the season, she leads the Beach with two goals, one assist, five points and 18 shots, with eight shots on target. Most recently, she rattled off a career-high five shots at Loyola Marymount. She has stepped up to become a leader on the field guiding the LBSU offense.

GAME-WINNER

Freshman Ayana Robles has netted two game-winning goals in her rookie season to lead the Beach. Robles notched her first collegiate score against Dartmouth to lift LBSU over the Big Green, marking Dartmouth's first loss of the year. She came back two games later and earned the start against San Diego and went on to score the eventual game-winner in a 3-0 victory of the Toreros.

VIC-TORI

Senior forward Tori Bolden has been a key component to Long Beach State's four victories this season. In the Beach's first win of the year against then-No. 22 Northwestern, Bolden collected her first assist of the season. Three days later at San Diego State, she connected on her first goal of the year, the eventual game-winner. She followed that performance with the game-winning pass to Ayana Robles against Dartmouth and went on to score her team-leading third assist of the season in LBSU's 3-0 victory over San Diego.

HOME SWEET HOME

The Beach will play nine of their 18 regular season games at George Allen Field. This is good news for Long Beach State fans as the Beach has been dominant at home over the last 13 seasons, compiling an impressive 84-29-20 record (.707) at George Allen Field.

FOR THE RECORD

Long Beach State boasts three different current student-athletes who have broken into the Top 10 record book at LBSU. Most recently, Imani McDonald found her way into the 10th place spot after having collected three straight shutouts to bring her career total to 5.2.

In addition to McDonald, senior Jessica Vincent made her way onto the all-time assists list with 13 career helpers to come in 10th in program history. Vincent, along with Tori Bolden, Kaitlin Fregulia and Ayana Robles, is just two game-winning goals away from breaking into the top 10 in that category.

Lastly, Ashley Gonzales' name comes up quite often in the LBSU record book. The senior forward is ranked second in game-winning goals (13), fourth in goals (29), fifth in shots (160) and sixth in points (64).

STANDING ROOM ONLY

In the game against then-No. 9 UCLA, Long Beach State boasted a crowd of 1,912 which marked the second-highest all-time attendance in program history. Even more impressive, the Beach were represented by a school-record 703 students in attendance which more than doubled the previous student attendance record of 340.

2017 SEASON SUPERLATIVES

LBSU Team Highs

Points.....	8 vs. San Diego (9/8/17)
Goals.....	3 vs. San Diego (9/8/17)
Assists.....	2, 4x, Last vs. San Diego (9/8/17)
Shots.....	20 vs. No. 22 Northwestern (8/24/17)
SOG.....	8 vs. Dartmouth (9/11/17)
Saves.....	5, 3x, Last at No. 17 Cal (9/3/17)
CKs.....	7 vs. No. 22 Northwestern (8/24/17)
Fouls.....	15 vs. CSUN (8/18/17)

Opponent Team Highs

Points.....	16 - No. 9 UCLA (8/20/17)
Goals.....	5 - No. 9 UCLA (8/20/17)
Assists.....	6 - No. 9 UCLA (8/20/17)
Shots.....	14 - No. 9 UCLA (8/20/17)
SOG.....	9 - No. 9 UCLA (8/20/17)
Saves.....	7 - Dartmouth (9/11/17)
CKs.....	6 - No. 17 Cal (9/3/17)
Fouls.....	17 - CSUN (8/18/17)

LBSU Team Lows

Points.....	0, Twice, Last at LMU (9/10/17)
Goals.....	0, Twice, Last at LMU (9/10/17)
Assists.....	0, 3x, Last at LMU (9/10/17)
Shots.....	8, Twice, Last at San Diego State (8/27/17)
SOG.....	3, Twice, Last at LMU (9/10/17)
Saves.....	1, Twice, Last vs. San Diego (9/8/17)
CKs.....	3 vs. San Diego (9/8/17)
Fouls.....	5 vs. No. 22 Northwestern (8/24/17)

Opponent Team Lows

Points.....	0, 4x, Last - San Diego (9/8/17)
Goals.....	0, 4x, Last - San Diego (9/8/17)
Assists.....	0, 4x, Last - San Diego (9/8/17)
Shots.....	3 - San Diego (9/8/17)
SOG.....	1, Twice, Last - San Diego (9/8/17)
Saves.....	2 - No. 9 UCLA (8/20/17)
CKs.....	0 - San Diego (9/8/17)
Fouls.....	6, Twice, Last - LMU (9/10/17)

LBSU Player Game Highs

Points.....	2, Six Tied, Last, Rola Badawiyani vs. San Diego (9/8/17)
Goals.....	1, Six Tied, Last, Rola Badawiyani vs. San Diego (9/8/17)
Assists.....	1, Seven Tied, Last, Tori Bolden vs. San Diego (9/8/17)
Shots.....	6, Ashley Gonzales vs. CSUN (8/18/17)
Saves.....	5, 3x, Last, Imani McDonald at No. 17 Cal (9/3/17)

BWC DEFENSIVE PLAYER OF THE WEEK

Junior goalkeeper Imani McDonald was named Big West Conference Defensive Player of the Week during week three. The product out of Long Beach, Calif., logged 180 minutes of action in net and collected six saves, while not allowing any goals. She kept nationally-ranked Northwestern off the board as the Wildcats were limited to just six shots with one on target. The following game, she shutdown San Diego State's offense on the road as she grabbed five saves in the win. The Big West Conference Awarded her Defensive Player of the Week, marking the first time she has earned the nod in her career.

BIG WEST PRESEASON POLL

For the second year in a row, Long Beach State was picked to finish first in the 2017 Big West Women's Soccer Preseason Coaches Poll. The Beach, which is coming off its third Big West Tournament championship and sixth NCAA Tournament appearance, received eight first-place votes and 78 total points to top the list.

Cal State Fullerton claimed second with 63 points, while UC Santa Barbara took third with 59 points. UC Irvine picked up the remaining first-place vote and was chosen to place fourth. Rounding out the five, six, and seven spots, respectively, were CSUN (50 points), Cal Poly (34 points), and UC Davis (32 points). UC Riverside collected 21 points for an eighth-place finish, while Hawaii rounded out the poll in ninth with 15 points.

Ashley Gonzales and Chloe Froment were named to the Big West Preseason All-Conference Team. It is Gonzales' third straight year in which she was named to the BWC Preseason All-Conference Team.

PRESEASON HONORS

The Beach also boasts a pair of players who *TopDrawerSoccer.com* selected to their Women's DI Preseason Top 100 in senior forward Ashley Gonzales and sophomore defender Chloe Froment.

Gonzales, the 2016 Big West Offensive Player of the Year, is the highest ranked Big West student-athlete as she comes in at No. 21. Froment, who is ranked 36th, is coming off of an impressive rookie season in which she was named 2016 Big West Freshman of the Year. The duo was selected to the Big West Preseason All-Conference Team.

COMING UP

Following Long Beach State's three-match road swing, the Beach will return to George Allen Field to open up Big West Conference action on Sunday, Oct. 1 against Hawaii at 6 p.m.

The match against Hawaii kicks off the conference portion of the schedule in which Long Beach State will play eight straight league games before defendign the Big West Conference Tournament Title.

A GLANCE AT THE BEACH

Overall Record.....	4-3-1
Non-Conference.....	4-3-1
Big West.....	0-0-0
Home.....	3-1-1
Away.....	1-2-0
Current Streak.....	L1
Last Win.....	3-0 vs. San Diego (9/8/17)
Last Loss.....	2-0 at LMU (9/10/17)
Last Tie.....	1-1 (2OT) vs. CSUN (8/18/17)
Longest Win Streak.....	W3
Longest Unbeaten Streak.....	3
Longest Losing Streak.....	1
Current Home Streak.....	W3
Last Home Win.....	3-0 vs. San Diego (9/8/17)
Last Home Loss.....	5-1 vs. No. 9 UCLA (8/20/17)
Current Road Streak.....	L2
Last Road Win.....	2-0 at San Diego State (8/27/17)
Last Road Loss.....	2-0 at LMU (9/10/17)

LBSU'S RECORD WHEN

Scoring 0-2 goals.....	3-3-1
Scoring 3-5 goals.....	1-0-0
Scoring 6 or more goals.....	0-0-0
Opponent scores 0-2 goals.....	4-2-1
Opponent scores 3-5 goals.....	0-1-0
Opponent scores 6 or more goals.....	0-0-0
Scoring first.....	4-0-0
Opponent scores first.....	0-3-1
More shot attempts.....	3-1-1
Fewer shot attempts.....	1-2-0
Same shot attempts.....	0-0-0
More corner kicks.....	4-1-1
Fewer corner kicks.....	0-0-0
Same corner kicks.....	0-2-0
More fouls.....	0-2-0
Fewer fouls.....	1-1-1
Same fouls.....	3-0-0
In overtime.....	0-0-0
In double overtime.....	0-0-1
vs. Ranked opponents.....	1-2-0
vs. American.....	0-0-0
vs. Big Ten.....	1-0-0
vs. BIG EAST.....	0-0-0
vs. Big West.....	0-0-1
vs. Ivy League.....	1-0-0
vs. Pac-12.....	0-2-0
vs. Mountain West.....	1-0-0
vs. West Coast.....	1-1-0
in August.....	2-1-1
in September.....	2-2-0
in October.....	0-0-0
in November.....	0-0-0
Playing on Sunday.....	1-3-0
Playing on Thursday.....	1-0-0
Playing on Friday.....	2-0-1
Playing on Saturday.....	0-0-0
Night Game.....	4-1-1
Day Game (Before 5 p.m.).....	0-2-0

LBSU CAREER RECORDS

Shots		Saves	
1. Hayley Bolt (2005-08)	269	1. Liz Ramos (2005-08)	240
2. Kim Silos (2005-08)	224	2. Ashton McKeown (2013-16)	223
3. Nadia Link (2009-12)	210	3. Jihan Elgazzar (1999-01)	195
4. Lindsay Bullock (2007-10)	196	4. Lisa Pinckney (1985-86)	138
5. Ashley Gonzales (2014-present)	160	5. Hannah Cochrun (2000-02)	126
6. Mimi Rangel (2013-16)	140	6. Emily Kingsborough (2009-10)	114
7. Shawna Gordon (2008-11)	121	7. Meghan Hartwyk (2002-05)	95
8. Abie Curry (2000-03)	116	8. Kaitlyn Gustaves (2010-11)	93
9. Allison Wiegand (2001-04)	115	9. Tara Gotthardt (2003-06)	92
10. Kristin Travis (2001-04)	112	10. Michaeli Ramage (1998)	89
Goals		Shutouts	
1. Janet Fettig (1984-86)	33	1. Liz Ramos (2005-08)	36.5
2. Nadia Link (2009-12)	32	2. Ashton McKeown (2013-16)	26.2
Kim Silos (2005-08)	32	3. Kaitlyn Gustaves (2010-11)	12.0
4. Ashley Gonzales (2014-present)	29	4. Jihan Elgazzar (1999-01)	9.5
Annette Fernandez (1983-86)	29	5. Emily Kingsborough (2009-10)	8.0
6. Hayley Bolt (2005-08)	28	Meghan Hartwyk (2002-05)	8.0
7. Lindsay Bullock (2007-10)	26	7. Tara Gotthardt (2003-06)	7.5
8. Allison Wiegand (2001-04)	18	8. Hannah Cochrun (2000-02)	6.5
9. Shawna Gordon (2008-11)	17	9. Marrina Meyers (2012)	6.0
Nicole Hubbard (2008-11)	17	10. Imani McDonald (2015-present)	5.2
Assists		Goals Against Average (Min. 950 minutes)	
1. Kim Silos (2005-08)	29	1. Liz Ramos (2005-08)	0.66
2. Annette Fernandez (1983-86)	26	2. Ashton McKeown (2013-16)	0.79
3. Shawna Gordon (2008-11)	24	3. Kaitlyn Gustaves (2010-11)	0.86
4. Janet Fettig (1984-86)	21	4. Kaci McCain (2012-14)	0.89
5. Mimi Rangel (2013-16)	20	5. Emily Kingsborough (2009-10)	1.08
Nadia Link (2009-12)	20	6. Breanna Truelove (2007-08)	1.11
7. Hayley Bolt (2005-08)	18	7. Marrina Meyers (2012)	1.16
8. Dana Farquhar (2005-08)	15	8. Hannah Cochrun (2000-02)	1.25
9. Sahar Haghdan (2005-08)	14	9. Meghan Hartwyk (2002-05)	1.35
10. Jessica Vincent (2005-08)	13	10. Tara Gotthardt (2003-06)	1.56
Points		Minutes in Goal	
1. Kim Silos (2005-08)	93	1. Liz Ramos (2005-08)	6526:30
2. Janet Fettig (1984-86)	87	2. Ashton McKeown (2013-16)	5371:38
3. Nadia Link (2009-12)	84	3. Jihan Elgazzar (1999-01)	3659:00
Annette Fernandez (1983-86)	84	4. Emily Kingsborough (2009-10)	2836:15
5. Hayley Bolt (2005-08)	74	5. Meghan Hartwyk (2002-05)	2532:52
6. Ashley Gonzales (2014-present)	64	6. Kaitlyn Gustaves (2010-11)	2509:17
7. Shawna Gordon (2008-11)	58	7. Hannah Cochrun (2000-02)	2297:00
8. Lindsay Bullock (2007-10)	56	8. Tara Gotthardt (2003-06)	1960:59
9. Mimi Rangel (2013-16)	48	9. Marrina Meyers (2012)	1866:08
10. Allison Wiegand (2001-04)	46	10. Kaci McCain (2012-14)	1512:41
Game Winning Goals			
1. Kim Silos (2005-08)	15		
2. Ashley Gonzales (2014-present)	13		
Nadia Link (2009-12)	13		
4. Hayley Bolt (2005-08)	11		
5. Mimi Rangel (2013-16)	7		
Lindsay Bullock (2007-10)	7		
Shawna Gordon (2008-11)	7		
8. Sahar Haghdan (2005-08)	5		
Allison Wiegand (2001-04)	5		
10. Eileen Maes (2012-13)	4		
Nicole Hubbard (2008-11)	4		
Kristen Kiefer (2007-09)	4		
Abie Curry (2000-03)	4		
Jessica Vincent			
Tori Bolden			
Kaitlin Fregulia			
Ayana Robles			

NCAA TEAM RANKING SUMMARY

Statistic	National		Value	Big West		Value
	Rank	Rank		Leader	Leader	
Assists/game	156	3	1.13	Stanford	4.29	UC Irvine 1.71
Corner Kicks/game	91	3	5.13	Boston College	9.63	CS Fullerton 7.86
Goals Against Avg.	128	4	1.095	Milwaukee	0.00	UC Irvine 0.391
				Rutgers	0.00	
Points/game	172	3	3.63	Stanford	14.86	CS Fullerton 4.71
Saves/game	259	8	3.25	Jackson St.	14.29	UC Davis 6.71
Scoring Offense	181	3	1.25	Stanford	5.29	CS Fullerton 1.71
Shots/game	211	7	11.38	Stanford	26.14	UC Irvine 13.57
SOG/game	224	6	5.00	Stanford	12.86	CS Fullerton 5.86
Shutout Pct.	50	2	0.500	Milwaukee	1.000	UC Irvine 0.714
				Rutgers	1.000	
Total Assists	104	2	9	Arkansas	31	UC Irvine 12
Total Goals	131	2	10	Ole Miss	38	CS Fullerton 12
Total Points	127	3	29	Ole Miss	104	CS Fullerton 33
				Stanford	104	
W-L-T Pct.	139	4	.563	7 Teams Tied	1.000	CS Fullerton 0.714

NCAA INDIVIDUAL RANKING SUMMARY

Statistic	Player (Value)	National		Big West	
		Rank	Rank	Leader (Value)	Leader (Value)
Assists/game				4 Players Tied (1.00)	R. Bzeih, UC Irvine (0.57)
GW Goals	A. Robles (2)	24	2	4 Players Tied (4)	A. Ball, UCSB (3)
GAA	McDonald (1.141)	150	4	3 Players Tied (0.00)	M. Newsome, UCI (0.396)
Goals/game				H. Withers, Murray St. (1.60)	A. Ball, UCSB (0.86)
Points/game				H. Withers, Murray St. (3.20)	A. Ball, UCSB (1.71)
Saves/game				F. Toennies, Jackson St. (12.40)	A. Smith, UC Davis (6.57)
Shots/game				H. Withers, Murray St. (7.20)	A. Ball, UCSB (3.43)
SOG/game				H. Withers, Murray St. (4.40)	A. Ball, UCSB (1.86)
Shutouts	I. McDonald (3)	36	2	M. Geurts, Milwaukee (8)	M. Newsome, UC Irvine (4)
Total Assists	T. Bolden (3)	68	2	A. Baffer, Oklahoma St. (8)	R. Bzeih, UC Irvine (4)
Totals Goals				H. Younginer, Wofford (9)	A. Ball, UCSB (6)
				C. Foster, Ole Miss (9)	
Total Points				C. Kizer, Ole Miss (21)	A. Ball, UCSB (12)
Total Saves				F. Toennies, Jackson St. (62)	A. Smith, UC Davis (46)

UNITED SOCCER COACHES POLL

September 5, 2017

No.	School	Record	Prev.
1	UCLA (26)	6-0-0	1
2	Stanford (3)	4-1-0	5
3	West Virginia (2)	3-1-0	6
4	Clemson	6-0-0	8
5	Penn State	3-1-0	4
6	North Carolina	4-1-0	9
7	South Carolina	5-1-0	11
8	Virginia	4-1-0	3
9	Florida	5-1-0	2
10	Texas A&M	3-0-1	12
11	Duke	5-1-0	13
12	USC	2-1-0	7
13	Florida State	4-1-0	15
14	Rutgers	5-0-0	16
15	Georgetown	4-2-0	10
16	Wisconsin	5-1-0	NR
17	Wake Forest	5-0-0	18
18	Oklahoma State	5-0-1	19
19	Kansas	5-1-0	NR
20	Central Florida	4-1-0	24
21	Utah	4-1-0	17
22	Nebraska	5-1-0	14
23	SMU	3-0-2	22
24	California	4-1-0	25
25	Colorado	3-0-2	21

Also Receiving Votes: Ohio State (46), Virginia Tech (45), Texas (34), Princeton (34), Memphis (28), Marquette (26), Mississippi (21), BYU (19), Pepperdine (18), Alabama (16), Notre Dame (11), NC State (10), Washington State (10), Michigan (9), Baylor (7), Yale (4), Tennessee (4), Cincinnati (3), Santa Clara (2), Milwaukee (2), Washington (1), Minnesota (1), North Texas (1).

TOP DRAWER SOCCER POLL

September 11, 2017

No.	School	Conference	Overall Record	Conference Record
1.	UCLA	Pac-12	7-0-0	0-0-0
2.	Stanford	Pac-12	6-1-0	0-0-0
3.	Duke	ACC	6-1-0	0-0-0
4.	South Carolina	SEC	6-1-0	0-0-0
5.	Florida State	ACC	4-1-0	0-0-0
6.	Penn State	Big Ten	4-2-0	0-0-0
7.	Florida	SEC	5-1-0	0-0-0
8.	West Virginia	Big 12	5-2-0	0-0-0
9.	Virginia	ACC	5-2-0	0-0-0
10.	USC	Pac-12	4-1-0	0-0-0
11.	Georgetown	Big East	5-2-1	0-0-0
12.	Clemson	ACC	6-1-0	0-0-0
13.	Rutgers	Big Ten	6-0-1	0-0-0
14.	North Carolina	ACC	4-2-0	1-0-0
15.	Cal	Pac-12	5-1-0	0-0-0
16.	Wisconsin	Big Ten	6-1-0	0-0-0
17.	Princeton	Ivy	6-0-0	0-0-0
18.	Wake Forest	ACC	6-1-1	0-0-0
19.	Cincinnati	AAC	6-0-1	0-0-0
20.	Texas A&M	SEC	4-1-1	0-0-0
21.	Utah	Pac-12	4-1-1	0-0-0
22.	NC State	ACC	6-1-0	0-0-0
23.	Memphis	AAC	6-1-0	0-0-0
24.	Oklahoma State	Big 12	7-0-1	1-0-0
25.	Texas	Big 12	7-0-0	0-0-0

Others considered: Mississippi (7-0-1), Alabama (7-1-0), Notre Dame (4-2-2), Ohio State (5-1-1), Tennessee (8-0-0).

Bold indicates 2017 opponent

NCAA WOMEN'S SOCCER RPI

2016 Final Rankings

LBSU'S NON-CONFERENCE OPPONENTS

No.	School (Conference)	Record
8.	UCLA (Pac-12)	15-5-2
18.	UConn (American)	19-3-1
24.	Northwestern (Big Ten)	16-3-4
31.	Cal (Pac-12)	13-5-3
50.	Loyola Marymount (WCC)	11-5-3
69.	San Diego (WCC)	10-8-1
74.	St. John's (Big East)	11-4-5
95.	San Diego State (Mtn West)	10-7-4
133.	Dartmouth (Ivy League)	7-7-2

BIG WEST CONFERENCE

No.	School	Record
46.	Long Beach State	10-7-4
72.	CSUN	11-5-5
115.	UC Santa Barbara	11-6-2
121.	UC Irvine	13-7-2
125.	Hawaii	9-6-2
144.	Cal State Fullerton	9-10-1
174.	UC Davis	6-8-4
214.	Cal Poly	6-10-3
231.	UC Riverside	5-10-4

2017 LONG BEACH STATE GAME-BY-GAME RESULTS

DATE	OPPONENT	RESULT	OVERALL RECORD	BWC RECORD	LBSU GOALS	LBSU ASSISTS	LBSU SAVES
Aug. 18	CSUN	T, 1-1 (2OT)	0-0-1	0-0-0	Ashley Gonzales (1)	Unassisted	Imani McDonald (5)
Aug. 20	UCLA	L, 5-1	0-1-1	0-0-0	Katie Pingel (1)	Jessica Vincent (1), Taylor Bistline (1)	Imani McDonald (4)
Aug. 24	Northwestern	W, 2-0	1-1-1	0-0-0	Kaitlin Fregulia (1), Katie Pingel (2)	Jessica Vincent (2), Tori Bolden (1)	Imani McDonald (1)
Aug. 27	at San Diego State	W, 2-0	2-1-1	0-0-0	Tori Bolden (1), Nadiyah Siqueiros (1)	Kaitlin Fregulia (1), Kayla Cannon (1)	Imani McDonald (5)
Sept. 1	Dartmouth	W, 1-0	3-1-1	0-0-0	Ayana Robles (1)	Tori Bolden (2)	Imani McDonald (3)
Sept. 3	at Cal	L, 0-1	3-2-1	0-0-0	N/A	N/A	Imani McDonald (5)
Sept. 8	San Diego	W, 3-0	4-2-1	0-0-0	Robles (2), Rodriguez (1), Badawiya (1)	Katie Pingel (1), Tori Bolden (3)	Mia Hummel (1)
Sept. 10	at LMU	L, 0-2	4-3-1	0-0-0	N/A	N/A	Imani McDonald (2)
Sept. 14	at UConn						
Sept. 17	at St. John's						
Oct. 1	* Hawaii						
Oct. 5	* at UC Irvine						
Oct. 8	* Cal State Fullerton						
Oct. 13	* at Cal Poly						
Oct. 15	* at UC Santa Barbara						
Oct. 22	* UC Riverside						
Oct. 26	* at CSUN						
Oct. 29	* UC Davis						

* - Big West game

The Automated ScoreBook
 Long Beach State Combined Team Statistics (as of Sep 10, 2017)
 All games

RECORD:	OVERALL	HOME	AWAY	NEUTRAL
ALL GAMES	4-3-1	3-1-1	1-2	0-0
CONFERENCE	0-0	0-0	0-0	0-0
NON-CONFERENCE	4-3-1	3-1-1	1-2	0-0

Date	Opponent	Score	Att.
Aug 18	CSUN	To2 1-1	570
Aug 20	#9 UCLA	L 1-5	1912
Aug 24	#22 NORTHWESTERN	w 2-0	1102
Aug 27	at San Diego State	w 2-0	417
Sep 01	DARTMOUTH	w 1-0	620
Sep 03	at #25 California	L 0-1	395
Sep 08	SAN DIEGO	w 3-0	676
Sep 10	at Loyola Marymount	L 0-2	309

TEAM STATISTICS	LBSU	OPP
SHOT STATISTICS		
Goals-Shot attempts	10-91	9-69
Goals scored per game	1.25	1.12
Shot pct.	.110	.130
Shots on goal-Attempts	40-91	35-69
SOG pct.	.440	.507
Shots/Game	11.4	8.6
CORNER KICKS	41	21
PENALTY KICKS	1-1	0-0
PENALTIES		
Yellow cards	5	10
Red cards	0	0
ATTENDANCE		
Total	4880	1121
Dates/Avg Per Date	5/976	3/374
Neutral Site #/Avg	0/0	

#	Player	gp	g	a	pts	sh	sh%	sog	sog%	gw	pk-att
18	Pingel, Katie	8	2	1	5	18	.111	8	.444	0	0-0
20	Bolden, Tori	8	1	3	5	11	.091	2	.182	1	0-0
22	Robles, Ayanna	8	2	0	4	3	.667	2	.667	2	0-0
2	Fregulia, Kaitlin	8	1	1	3	7	.143	4	.571	1	0-0
27	Badawiya, Rola	8	1	0	2	7	.143	2	.286	0	0-0
14	Gonzales, Ashley	2	1	0	2	6	.167	2	.333	0	1-1
5	Rodriguez, Rocio	8	1	0	2	3	.333	2	.667	0	0-0
6	Siqueiros, Nadiyah	6	1	0	2	1	1.000	1	1.000	0	0-0
7	Vincent, Jessica	8	0	2	2	7	.000	4	.571	0	0-0
25	Cannon, Kayla	8	0	1	1	4	.000	2	.500	0	0-0
13	Bistline, Taylor	8	0	1	1	4	.000	3	.750	0	0-0
24	Ramirez, Kaylee	8	0	0	0	3	.000	1	.333	0	0-0
12	Emmons, Allie	7	0	0	0	3	.000	0	.000	0	0-0
10	Froment, Chloe	8	0	0	0	3	.000	1	.333	0	0-0
4	Stephan, Erica	8	0	0	0	3	.000	3	1.000	0	0-0
3	Prescott, Kailee	5	0	0	0	3	.000	1	.333	0	0-0
8	Conway, Paige	6	0	0	0	2	.000	0	.000	0	0-0
31	Pilster, Sarah	8	0	0	0	1	.000	1	1.000	0	0-0
21	Alvarez, Alyssa	8	0	0	0	1	.000	0	.000	0	0-0
9	Fujikuni, Dana	8	0	0	0	1	.000	1	1.000	0	0-0
32	Soll, Makayla	5	0	0	0	0	.000	0	.000	0	0-0
29	Moore, Madison	1	0	0	0	0	.000	0	.000	0	0-0
17	Maher, Sarah	5	0	0	0	0	.000	0	.000	0	0-0
15	Buda, Tori	2	0	0	0	0	.000	0	.000	0	0-0
11	Lombardo, Kayla	1	0	0	0	0	.000	0	.000	0	0-0
00	McDonald, Imani	8	0	0	0	0	.000	0	.000	0	0-0
0	Hummel, Mia	1	0	0	0	0	.000	0	.000	0	0-0
Total		8	10	9	29	91	.110	40	.440	4	1-1
Opponents		8	9	11	29	69	.130	35	.507	3	0-0

#	Goalie	GP	Min.	GA	GAAvg	Saves	Pct	W-L-T	Sho
0	Hummel, Mia	1	30:01	0	0.00	1	1.000	0-0-0	0/1
00	McDonald, Imani	8	709:59	9	1.14	25	.735	4-3-1	3/1
Total		8	740:00	9	1.09	26	.743	4-3-1	4
Opponents		8	740:00	10	1.22	30	.750	3-4-1	2

Goals by Period	1st	2nd	OT	OT2	Total
Long Beach State	3	7	0	0	10
Opponents	2	7	0	0	9

Shots by Period	1st	2nd	OT	OT2	Total
Long Beach State	48	42	1	0	91
Opponents	25	40	2	2	69

Saves by Period	1st	2nd	OT	OT2	Total
Long Beach State	7	15	2	2	26
Opponents	19	11	0	0	30

Corners by Period	1st	2nd	OT	OT2	Total
Long Beach State	24	15	0	2	41
Opponents	8	11	0	2	21

Fouls by Period	1st	2nd	OT	OT2	Total
-----------------	-----	-----	----	-----	-------



MAURICIO INGRASSIA

Head Coach

14th Year

Long Beach State soccer has developed into a national contender under the direction of 14th-year head coach Mauricio Ingrassia. After the program was reinstated in 1998, the Beach did not have a winning season until Ingrassia took the reins, and since his first year in 2004, LBSU has won either a Big West regular season or tournament title seven times, made six NCAA Tournament appearances and set the school

record for wins three times.

Ingrassia, who has led the 49ers to 11 winning campaigns, has compiled an impressive 146-90-33 overall record in his 13 years at the helm, and his six NCAA appearances are the most of any coach in the Big West.

Last season, Ingrassia's charges went unbeaten through their first four games, including a 1-0 win over #11 USC, and then lost only one game on the way to the Big West Tournament. The Beach then dropped CSUN 1-0 in the semifinals before rolling to a 3-0 win over UC Irvine in the championship match, securing the program's second straight NCAA Tournament appearance. Six players from the 2016 team were recognized as All-Big West, and the Beach claimed three major honors as Ashley Gonzales was named the Offensive Player of the Year, Mimi Rangel was the Midfielder of the Year, and Chloe Froment was selected as the Freshman of the Year.

Ingrassia guided Long Beach State to its fourth Big West regular season title and fifth NCAA Tournament appearance in eight years in 2015. The Beach also advanced to the conference tournament final for the second-straight season. LBSU opened the campaign on a high note, defeating No. 4 UCLA in front of a record crowd of 2,232 at George Allen Field. Six 49ers earned All-Big West honors and three went on to garner NSCAA All-West Region accolades.

In 2014, LBSU went 8-7-6 overall and 4-2-2 in Big West play to finish third in the regular-season standings. The Beach then upset second-seeded Cal Poly on their home field in the Big West Tournament semifinals by playing to a 0-0 draw before advancing to the championship match on penalty kicks. It was Long Beach State's fourth appearance in the conference finals since 2008. Long Beach State went 8-7-3 in 2013 despite a roster that featured 12 true freshmen, seven of whom earned multiple starts. The Beach picked up big wins at No. 23 Texas Tech and against 11th-ranked BYU. Mimi Rangel was tabbed the Big West Freshman of the Year, while she was also a first-team all-conference selection.

In 2012, Ingrassia reached a milestone as he notched his 100th career victory with a 2-1 win over Michigan. The 49ers also picked up key non-conference wins over Baylor and San Diego to help them earn an at-large berth to the NCAA Tournament. It was LBSU's third-straight postseason appearance. Long Beach State closed out the campaign with a 12-8-0 record. Nadia Link garnered All-America and Big West Offensive Player of the Year honors for the second consecutive season. Link and Alex Balcer were also All-West Region selections, while Ingrassia saw seven of his players named to the all-conference team.

The Beach finished with an 18-6-1 overall record in 2011, which was the greatest season in program history. The 49ers claimed their second-straight Big West Tournament title and advanced deep into the NCAA Tournament, reaching the Elite Eight with victories over No. 7 Pepperdine, Miami and San Diego. LBSU also shattered the single-season school record for wins (18), goals (49), assists (52) and points (150). Nadia Link, who tied the individual single-season school record with 16 goals, became the first player in program history to earn NSCAA All-America honors. Link was joined by Shawna Gordon and Alex Balcer on the NSCAA All-West Region Team. In addition, Link and Gordon highlighted six 49ers on the all-conference team as they were tabbed the Big West Offensive Player of the Year and Big West Midfielder of the Year, respectively.

After being picked to finish sixth in the 2010 Big West Preseason Poll, Long Beach State exceeded expectations, claiming the program's first Big West Tournament title to earn the league's automatic bid to the NCAA Tournament. The Beach tied the school's previous win record, finishing with a 14-6-2 mark, and was second in the Big West regular-season standings at 5-2-1. Lindsay Bullock was named the Big West Midfielder of the Year for the second time in her career, while Bullock, Shawna Gordon and Nadia Link were first-team all-conference selections. Bullock, Gordon and Bo Rael were also named to the NSCAA All-West Region Team.

Ingrassia wasted no time in building the LBSU program as his first recruiting class, which was ranked 15th in the nation, quickly paid dividends, going 12-5-3 in 2005. Hayley Bolt was named the Big West Conference co-Freshman of the Year and joined Kim Silos as a Soccer Buzz Freshman All-American, firsts for the program, as were the national and regional rankings during the season. Even more impressive was the fact that upwards of eight freshmen were starters.

A year older in 2006, the squad broke the school record for victories in a season, going 14-5-1 and winning the franchise's first Big West regular-season title. The Beach also established itself in the top-25, remaining there for a good portion of the season. The defensive unit ranked 19th in the nation in goals against average (0.64). Hayley Bolt was named the league's

midfielder of the year, while Kim Silos was the offensive player of the year. Both players earned all-region honors, another first for the program.

In 2007, Long Beach State won its second consecutive Big West title after posting a 5-2-0 mark in conference action. Despite outshooting Cal Poly 21-to-3 in the Big West Tournament semifinals, the 49ers fell by a single goal.

In 2008, LBSU went 14-5-4 and established then school records in goals (44), assists (37), points (125) and shots (326). The record-breaking campaign, which saw the Beach go undefeated in league play at 7-0-1, culminated in the program's third-straight Big West regular season title, its first appearance in the conference tournament finals and its first at-large bid to the NCAA Tournament.

Long Beach State racked up the postseason awards as Ingrassia was recognized as the Big West Coach of the Year, Lindsay Bullock was named the conference's midfielder of the year, and Liz Ramos earned top goalkeeper honors. In addition, the 49ers placed 10 student-athletes on the All-Big West team, with Bullock and Hayley Bolt also being All-West Region selections.

Ingrassia has mentored a handful of 49ers who have been recognized internationally. Nadia Link was invited to the United States' U-23 National Team Camp in the fall of 2011 and the spring of 2012. Shawna Gordon also attended the U-20 National Team Camp in the spring of 2009, while Hayley Bolt was invited to train with the U-20 National Team during the spring of 2005. Jenn Brooks and Mariko Strickland were also invited to the Australian National Team camp in 2007.

In addition, Ingrassia's players have been extremely successful in the classroom as they have boasted one CoSIDA Academic All-American, eight CoSIDA Academic All-District selections and 68 Big West All-Academic picks.

Prior to Long Beach State, Ingrassia won five state titles at Long Beach City College, the most by any coach in California history (1997, 2000, 2001, 2002, 2003). The Vikings finished the season ranked in the nation's top-five in five of his final seven years, including a No. 1 ranking in 2002 and 2003. Overall, Ingrassia went 184-24-8 (.870), and ended on a 55-game unbeaten streak which began in October, 2001.

From 2000-03, the Vikings went an astounding 95-3-1 (.965), starting with a 25-2-0 record in 2000, followed by marks of 24-1-0, and 24-0-1. In 2003 they went 22-0-0.

LBCC won five South Coast Conference titles and made the playoffs eight times. The Vikings earned their first playoff berth in school history in 1996.

During Ingrassia's tenure at LBCC, the Vikings had three national players of the year (2000, 2002, 2003), nine All-Americans, 13 all-region selections and numerous all-conference honors. Six players were also named the South Coast Conference Athlete of the Year.

In addition to his players' accolades, Ingrassia was named the NSCAA/Adidas Junior College National Coach of the Year in 2003, and was tabbed the conference's top coach three times (1997, 2000, 2003), as well as California State Coach of the Year five times. Ingrassia holds a USSF National "A" Coaching License.

Ingrassia graduated from Cal State Fullerton in 1995 with a bachelor's degree in psychology and earned his master's in education at Azusa Pacific in 1998. Ingrassia's playing days included two years at San Diego State (1989-1991) and another with the Titans (1993). Ingrassia is married to Barbara, and has one daughter, Madison.

INGRASSIA'S COACHING LEDGER

AT LONG BEACH STATE

Year	Overall	Big West	Place	Postseason
2004	6-9-3	1-5-2	8th	---
2005	12-5-3	3-3-1	3rd	Big West Tournament Semifinals
2006	14-5-1	5-1-1	1st	Big West Tournament Semifinals
2007	13-7-0	6-2-0	1st	Big West Tournament Semifinals
2008	14-5-4	7-0-1	1st	Big West Finals/NCAA First Round
2009	5-11-3	1-6-1	T7th	---
2010	14-6-2	5-2-1	2nd	Big West Tournament Champions NCAA First Round
2011	18-6-1	6-2-0	2nd	Big West Tournament Champions NCAA Elite Eight
2012	12-8-0	5-4-0	5th	NCAA First Round
2013	8-7-3	2-3-3	T7th	---
2014	8-7-6	4-2-2	3rd	Big West Tournament Finals
2015	12-7-3	6-2-0	T1st	Big West Finals/NCAA First Round
2016	10-7-4	4-1-3	4th	Big West Tournament Champions NCAA First Round
2017	4-3-1	0-0-0		
Totals	150-93-34	55-33-15		6 NCAA Tournaments 9 Big West Tournaments



2017 LBSU Women's Soccer Roster

No.	Player	Pos.	Ht.	Yr.	Exp.	Hometown (Previous School)
00	Imani McDonald	GK	5-6	Jr.	2L	Long Beach, Calif. (Poly HS)
0	Mia Hummel	GK	5-9	So.	TR	Anaheim, Calif. (Texas A&M/Canyon HS)
1	Ashley Seymour	GK	5-7	Fr.	HS	Carlsbad, Calif. (High Tech HS)
2	Kaitlin Fregulia	D/F	5-9	So.	1L	Torrance, Calif. (West HS)
3	Kailee Prescott	F	5-7	So.	1L	La Quinta, Calif. (La Quinta HS)
4	Erica Stephan	MF	5-7	So.	TR	San Diego, Calif. (Arizona/Scripps Ranch HS)
5	Rocio Rodriguez	MF	5-6	Jr.	2L	Inglewood, Calif. (Elsinore HS)
6	Nadiyah Siqueiros	F	5-7	Fr.	HS	Bellflower, Calif. (Mayfair HS)
7	Jessica Vincent	MF	5-4	Sr.	3L	Torrance, Calif. (West HS)
8	Paige Conway	F	5-2	Sr.	3L	Thousand Oaks, Calif. (Newbury Park HS)
9	Dana Fujikuni	MF	5-4	Jr.	1L	Moorpark, Calif. (UC Davis/Moorpark HS)
10	Chloe Froment	D	5-7	So.	1L	Lyon, France (Lycee Frederique Fays)
11	Kayla Lombardo	D	5-8	Sr.	3L	Rancho Cucamonga, Calif. (Rancho Cucamonga HS)
12	Allie Emmons	D	5-7	Sr.	3L	Los Alamitos, Calif. (Los Alamitos HS)
13	Taylor Bistline	F	5-7	So.	1L	Garden Grove, Calif. (Pacifica HS)
14	Ashley Gonzales	F	5-3	Sr.	3L	Ontario, Calif. (Chino Hills HS)
15	Tori Buda	F	5-4	R-Fr.	RS	San Pedro, Calif. (Peninsula HS)
16	Malin Lindholm	D/MF	5-10	So.	1L	Helsingborg, Sweden (Kullagymnasiet)
17	Sarah Maher	D	5-7	Jr.	2L	Long Beach, Calif. (Wilson HS)
18	Katie Pingel	F/MF	5-4	So.	TR	Palos Verdes, Calif. (Santa Clara/Peninsula HS)
19	Megan McComas	MF	5-5	So.	1L	Torrance, Calif. (West HS)
20	Tori Bolden	F	5-4	Sr.	2L	Rancho Cucamonga, Calif. (Cal/Los Osos HS)
21	Alyssa Alvarez	D/MF	5-7	Jr.	1L	Corona, Calif. (Santiago HS)
22	Ayana Robles	MF	5-0	So.	TR	Rancho Cucamonga, Calif. (Seattle/Rancho Cucamonga HS)
23	Jordan Sanders	D/MF	5-4	Jr.	2L	Temecula, Calif. (Chaparral HS)
24	Kaylee Ramirez	F	5-2	Fr.	HS	Chino Hills, Calif. (Chino Hills HS)
25	Kayla Cannon	F	5-3	Fr.	HS	Torrance, Calif. (West HS)
26	Hannah Stammer	F	5-8	Jr.	1L	Santa Ana, Calif. (Pacific/Foothill HS)
27	Rola Badawiya	F	5-8	Fr.	HS	Riverside, Calif. (King HS)
28	Mackenzie Magaoay	F	5-6	So.	1L	Vacaville, Calif. (Will C. Wood HS)
29	Madison Moore	F	5-7	So.	1L	Kalaheo, Hawaii (Island School)
30	Gaby Marta	MF	5-3	Fr.	HS	San Mateo, Calif. (Aragon HS)
31	Sarah Pilster	D	5-6	Fr.	HS	Long Beach, Calif. (Long Beach Poly HS)
32	Makayla Soll	MF	5-3	Fr.	HS	Rancho Cucamonga, Calif. (Rancho Cucamonga HS)

Head Coach: Mauricio Ingrassia (Cal State Fullerton, 1995), 14th Year

Associate Head Coach: Jeff Joyner (Cal State Dominguez Hills, 2001), 11th Year

Assistant Coach: Joe Sudyka (Oregon State, 2015), 1st Year

Goalkeepers Coach: Patrick Seymour (Chico State, 2000), 2nd Year

Soccer Box Score (Final)
The Automated ScoreBook

CSUN vs #24 Long Beach State (Aug 18, 2017 at Long Beach, Calif.)

CSUN (0-0-1) vs.
Long Beach State (0-0-1)
Date: Aug 18, 2017 • Attendance: 570
Weather: 76° and sunny

Goals by period	1	2	OT	O2	Total
CSUN	0	1	0	0	1
Long Beach State	0	1	0	0	1

CSUN	Sh	SO	G	A	Fo	Min
gk 0 McCaskill, Jovani	-	-	-	-	-	110
d 6 Nixon, Christina	-	-	-	-	-	110
mf 8 Tran, Aniana	-	-	-	-	-	77
f 9 Sanchez, Cynthia	2	-	-	-	-	76
f 10 Trinh, Sylvia	-	-	-	-	-	76
d 14 Duron, Destinney	-	-	-	-	-	110
d 17 Martin, Amanda	-	-	-	-	-	110
mf 18 Gilbert, Sydney	-	-	-	-	-	82
mf 20 Anderson, Jennifer	-	-	-	-	-	72
mf 21 Favela, Marissa	5	4	-	-	-	84
d 22 Kutscher, Lindsay	-	-	-	-	-	110
-- Substitutes --	-	-	-	-	-	-
5 Guarino, Bret	1	1	-	-	-	72
7 Von Meter, Kirsten	1	1	-	-	-	44
11 Giordano, Michaela	-	-	-	-	-	15
16 Armijo, Payton Jo	-	-	-	-	-	34
23 DeWitt, Avery	-	-	-	-	-	28
Totals	9	6	1	2	17	

Long Beach State	Sh	SO	G	A	Fo	Min
gk 00 McDonald, Imani	-	-	-	-	-	110
d 2 Fregulia, Kaitlin	-	-	-	-	-	110
mf 4 Stephan, Erica	2	2	-	-	-	51
mf 7 Vincent, Jessica	-	-	-	-	-	35
mf 9 Fujikuni, Dana	-	-	-	-	-	106
d 10 Froment, Chloe	-	-	-	-	-	110
f 14 Gonzales, Ashley	6	2	1	-	-	89
f 18 Pingel, Katie	1	1	-	-	-	95
f 20 Bolden, Tori	1	-	-	-	-	38
d 21 Alvarez, Alyssa	-	-	-	-	-	85
f 24 Ramirez, Kaylee	1	-	-	-	-	61
-- Substitutes --	-	-	-	-	-	-
5 Rodriguez, Rocio	1	-	-	-	-	39
6 Siqueiros, Nadiyah	-	-	-	-	-	21
13 Bistline, Taylor	1	-	-	-	-	11
17 Maher, Sarah	-	-	-	-	-	32
22 Robles, Ayanna	-	-	-	-	-	74
25 Cannon, Kayla	-	-	-	-	-	27
27 Badawiya, Rola	-	-	-	-	-	63
31 Pilster, Sarah	-	-	-	-	-	44
Totals	13	5	1	0	15	

# Goalkeepers	Min	GA	Saves
0 McCaskill, Jovani	110:00	1	4

Shots by period	1	2	OT	O2	Total
CSUN	2	3	2	2	9
Long Beach State	5	7	1	0	13

Corner kicks	1	2	OT	O2	Total
CSUN	0	0	0	2	2
Long Beach State	0	2	0	2	4

# Goalkeepers	Min	GA	Saves
00 McDonald, Imani	110:00	1	5

Saves by period	1	2	OT	O2	Total
CSUN	2	2	2	0	4
Long Beach State	1	0	2	2	5

Fouls	1	2	OT	O2	Total
CSUN	7	7	2	1	17
Long Beach State	6	6	2	1	15

Scoring summary:

No.	Time	Team	Goal scorer	Assist	Description
1.	51:14	CSUN	Von Meter, Kirsten (1)	Armijo, Payton Jo	DeWitt, Avery
2.	72:58	LBSU	Gonzales, Ashley (1)	Penalty kick	

Cautions and ejections:

YC-CSUN #21 (33:36); YC-LBSU #21 (36:19); YC-CSUN #8 (72:58);
YC-CSUN #14 (74:45); YC-CSUN #10 (75:45); YC-CSUN #TM (78:39);
YC-CSUN #22 (105:02)

CSUN-McCaskill, Jovani (0-0-1). Long Beach State-McDonald, Imani (0-0-1).
Stadium: George Allen Field
Officials: Referee: Randy Hoffman; Asst. Referee: Carlos Hernandez; Jenny Diep;
Alt. Official: Steve Elliott; Scorer: Lindy Zamora;
Offsides: CSUN 2, Long Beach State 1.

Official's signature

Soccer Box Score (Final)
The Automated ScoreBook

#9 UCLA vs #24 Long Beach State (Aug 20, 2017 at Long Beach, Calif.)

UCLA (2-0-0) vs.
Long Beach State (0-1-1)
Date: Aug 20, 2017 • Attendance: 1912
Weather: 73° and sunny

Goals by period	1	2	Total
UCLA	2	3	5
Long Beach State	0	1	1

UCLA	Sh	SO	G	A	Fo	Min
gk 20 Micah, Teagan	1	-	-	-	-	90
f 2 Sanchez, Ashley	-	-	-	-	-	64
d 5 McCullough, Kaia	-	-	-	-	-	68
d 8 Rodriguez, Karina	-	-	-	-	-	82
mf 13 Villacorta, Viviana	-	-	-	-	-	75
mf 14 Athens, Olivia	-	-	-	-	-	38
d 15 Cerda, MacKenzie	2	1	1	-	-	72
f 16 Mace, Hailey	2	1	-	-	-	78
mf 17 Sheehan, Delanie	2	2	2	-	-	85
mf 21 Fleming, Jessie	2	2	1	2	-	74
d 26 Goralski, Zoey	-	-	-	-	-	69
-- Substitutes --	-	-	-	-	-	-
3 Castaneda, Chloe	1	1	-	-	-	18
4 Matulich, Gabrielle	-	-	-	-	-	40
7 Rodriguez, Anika	2	-	-	-	-	44
10 Hernandez, Julia	1	1	-	-	-	12
12 Dunphy, Sunny	1	1	-	-	-	35
23 Canales, Marley	-	-	-	-	-	18
25 Winter, Claire	-	-	-	-	-	28
Totals	14	9	5	6	6	

Long Beach State	Sh	SO	G	A	Fo	Min
gk 00 McDonald, Imani	-	-	-	-	-	90
d 2 Fregulia, Kaitlin	-	-	-	-	-	90
mf 4 Stephan, Erica	1	1	-	-	-	25
mf 5 Rodriguez, Rocio	-	-	-	-	-	49
mf 7 Vincent, Jessica	1	-	-	-	-	17
mf 9 Fujikuni, Dana	-	-	-	-	-	75
d 10 Froment, Chloe	-	-	-	-	-	90
f 14 Gonzales, Ashley	-	-	-	-	-	11
f 15 Buda, Tori	-	-	-	-	-	15
f 18 Pingel, Katie	4	1	1	-	-	84
d 31 Pilster, Sarah	-	-	-	-	-	76
-- Substitutes --	-	-	-	-	-	-
8 Conway, Paige	-	-	-	-	-	8
11 Lombardo, Kayla	-	-	-	-	-	14
12 Emmons, Allie	-	-	-	-	-	57
13 Bistline, Taylor	1	1	-	-	-	21
20 Bolden, Tori	-	-	-	-	-	49
21 Alvarez, Alyssa	-	-	-	-	-	15
22 Robles, Ayanna	-	-	-	-	-	35
24 Ramirez, Kaylee	-	-	-	-	-	13
25 Cannon, Kayla	1	-	-	-	-	41
27 Badawiya, Rola	-	-	-	-	-	55
29 Moore, Madison	-	-	-	-	-	4
32 Soll, Makayla	-	-	-	-	-	8
Totals	8	3	1	2	9	

# Goalkeepers	Min	GA	Saves
20 Micah, Teagan	90:00	1	2

Shots by period	1	2	Total
UCLA	7	7	14
Long Beach State	4	4	8

Corner kicks	1	2	Total
UCLA	1	2	3
Long Beach State	4	1	5

# Goalkeepers	Min	GA	Saves
00 McDonald, Imani	90:00	5	4

Saves by period	1	2	Total
UCLA	1	1	2
Long Beach State	1	3	4

Fouls	1	2	Total
UCLA	2	4	6
Long Beach State	6	3	9

Scoring summary:

No.	Time	Team	Goal scorer	Assist	Description
1.	2:47	UCLA	Fleming, Jessie (1)	Athens, Olivia	Villacorta, Viviana
2.	22:19	UCLA	Sheehan, Delanie (1)	Mace, Hailey	Fleming, Jessie
3.	47:50	LBSU	Pingel, Katie (1)	Vincent, Jessica	Bistline, Taylor
4.	68:29	UCLA	Sheehan, Delanie (2)	Cerda, MacKenzie (1)	Fleming, Jessie
5.	74:17	UCLA	Cerda, MacKenzie (1)	Hernandez, Julia (1)	Rodriguez, Anika
6.	83:41	UCLA	Hernandez, Julia (1)		

Cautions and ejections:

YC-LBSU #10 (70:54)

Win-Micah, Teagan (2-0-0). Loss-McDonald, Imani (0-1-1).
Stadium: George Allen Field
Officials: Referee: Bernard Hosu; Asst. Referee: Stacey Littlejohn; Eduardo Jeff;
Alt. Official: Kristin Patterson; Scorer: Lindy Zamora;
Offsides: UCLA 3, Long Beach State 1.

Official's signature

Soccer Box Score (Final)
The Automated ScoreBook

#22 Northwestern vs Long Beach State (Aug 24, 2017 at Long Beach, Calif.)

Northwestern (2-1-0) vs.
Long Beach State (1-1-1)
Date: Aug 24, 2017 • Attendance: 1102
Weather: 73° and sunny

Goals by period	1	2	Total
Northwestern	0	0	0
Long Beach State	0	2	2

Northwestern	Sh	SO	G	A	Fo	Min
gk 1 Lauren Clem	-	-	-	-	-	90
d 6 Cassidy Gorman	-	-	-	-	-	90
mf 7 Michele Chernesky	-	-	-	-	-	82
f 11 Maria Favellu	-	-	-	-	-	49
mf 14 Marisa Viggiano	3	1	-	-	-	90
mf 17 Kim Jerantowski	-	-	-	-	-	44
mf 21 Madi Kennel	-	-	-	-	-	52
f 22 Brenna Lovera	-	-	-	-	-	31
d 23 Hannah Davison	1	-	-	-	-	85
d 27 Kayla Sharples	-	-	-	-	-	90
d 29 McKenna Anotti	-	-	-	-	-	82
-- Substitutes --	-	-	-	-	-	-
4 Regan Steigleder	-	-	-	-	-	69
5 MacKenzie Howe	-	-	-	-	-	6
9 K. Stahlschmidt	-	-	-	-	-	33
13 Nia Harris	1	-	-	-	-	28
16 Mikayla Hampton	1	-	-	-	-	23
25 Kylie Fisher	-	-	-	-	-	14
33 Grace Orndorff	-	-	-	-	-	32
Totals	6	1	0	0	11	

Long Beach State	Sh	SO	G	A	Fo	Min
gk 00 McDonald, Imani	-	-	-	-	-	90
d 2 Fregulia, Kaitlin	1	1	-	-	-	90
mf 7 Vincent, Jessica	3	1	-	-	-	69
f 8 Conway, Paige	1	-	-	-	-	29
mf 9 Fujikuni, Dana	-	-	-	-	-	90
d 10 Froment, Chloe	3	1	-	-	-	85
f 18 Pingel, Katie	4	2	1	-	-	59
d 20 Bolden, Tori	3	-	-	-	-	85
d 21 Alvarez, Alyssa	-	-	-	-	-	24
f 24 Ramirez, Kaylee	-	-	-	-	-	29
d 31 Pilster, Sarah	-	-	-	-	-	86
-- Substitutes --	-	-	-	-	-	-
3 Prescott, Kailee	-	-	-	-	-	9
4 Stephan, Erica	-	-	-	-	-	4
5 Rodriguez, Rocio	-	-	-	-	-	16
6 Siqueiros, Nadiyah	-	-	-	-	-	31
12 Emmons, Allie	3	-	-	-	-	66
13 Bistline, Taylor	1	1	-	-	-	50
22 Robles, Ayanna	1	-	-	-	-	5
25 Cannon, Kayla	-	-	-	-	-	23
27 Badawiya, Rola	-	-	-	-	-	30
32 Soll, Makayla	-	-	-	-	-	13
Totals	20	6	2	2	5	

# Goalkeepers	Min	GA	Saves
1 Lauren Clem	90:00	2	4

Shots by period	1	2	Total
Northwestern	2	4	6
Long Beach State	6	14	20

Corner kicks	1	2	Total
Northwestern	1	1	2
Long Beach State	3	4	7

# Goalkeepers	Min	GA	Saves
00 McDonald, Imani	90:00	0	1

Saves by period	1	2	Total
Northwestern	3	1	4
Long Beach State	1	0	1

Fouls	1	2	Total
Northwestern	6	5	11
Long Beach State	4	1	5

Scoring summary:

No.	Time	Team	Goal scorer	Assist	Description
1.	48:40	LBSU	Fregulia, Kaitlin (1)	Vincent, Jessica	
2.	82:02	LBSU	Pingel, Katie (2)	Bolden, Tori	

Cautions and ejections:

YC-LBSU #31 (35:08); YC-NU #7 (53:46); YC-NU #33 (60:49);
YC-NU #33 (66:00)

Win-McDonald, Imani (1-1-1). Loss-Lauren Clem (0-1-0).
Stadium: George Allen Field
Officials: Referee: Trevor Rappleye; Asst. Referee: Abdelkameel Waki;
Melissa Gonzalez; Alt. Official: Robert Sarfaraz; Scorer: Lindy Zamora;
Offsides: Northwestern 1, Long Beach State 0.

Soccer Box Score (Final)
The Automated ScoreBook

Dartmouth vs #25 Long Beach State (Sep 01, 2017 at Long Beach, Calif.)

Dartmouth (2-1-0) vs.
Long Beach State (3-1-1)
Date: Sep 01, 2017 • Attendance: 620
Weather: 91° and sunny

Po #	Player	Sh	SO	G	A	Fo	Min
gk 1	Gordon, Mariel	-	-	-	-	-	90
mf/2	Champagne, Brittany	-	-	-	-	-	90
mf 5	Kawakami, Erin	-	-	-	-	-	72
mf 8	MacFarlane, Lorna	-	-	-	-	-	64
mf/11	Pattinson, Ellen	-	-	-	-	-	52
mf/12	Knutson, Lindsay	-	-	-	-	-	75
f 14	Ribi, Bianca	3	1	-	-	-	52
d 16	Shea, Bonnie	1	1	-	-	-	90
mf 17	Parker, Gia	1	1	-	-	-	55
mf 22	Borinsky, Remy	1	-	-	-	-	83
mf 28	Neuberger, Alyssa	2	-	-	-	-	56
-- Substitutes --							
3	Lucas, Lauren	1	-	-	-	-	41
4	Sandoval, Sally	-	-	-	-	-	2
6	Schuldt, Avery	-	-	-	-	-	7
13	Soriano, Hayley	-	-	-	-	-	39
15	Raffetto, Lillian	-	-	-	-	-	38
18	Esty, Charlotte	-	-	-	-	-	46
19	Enright, Zoe	-	-	-	-	-	41
Totals							

#	Goalkeepers	Min	GA	Saves
1	Gordon, Mariel	90:00	1	7

Shots by period	1	2	Total
Dartmouth	4	5	9
Long Beach State	7	7	14

Corner kicks	1	2	Total
Dartmouth	1	0	1
Long Beach State	2	3	5

Scoring summary:

No.	Time	Team	Goal scorer	Assist	Description
1.	55:00	LBSU	Robles, Ayanna (1)	Bolden, Tori	Off the cross bar

Cautions and ejections:

Win-McDonald, Imani (3-1-1). Loss-Gordon, Mariel (2-1-0).

Stadium: George Allen Field

Officials: Referee: Ali Hacocq; Asst. Referee: Alfredo Munoz; Ashbir Singh;

Alt. Official: John Heim; Scorer: Lindy Zamora;

Offsides: Dartmouth 1, Long Beach State 2.

Goals by period	1	2	Total
Dartmouth	0	0	0
Long Beach State	0	1	1

Po #	Player	Sh	SO	G	A	Fo	Min
gk 00	McDonald, Imani	-	-	-	-	-	90
d/2	Fregulia, Kaitlin	4	3	-	-	-	70
mf 5	Rodriguez, Rocio	-	-	-	-	-	47
f 6	Siqueiros, Nadiyah	-	-	-	-	-	22
mf 7	Vincent, Jessica	1	1	-	-	-	31
mf 9	Fujikuni, Dana	-	-	-	-	-	77
d 10	Froment, Chloe	-	-	-	-	-	79
f/18	Pingel, Katie	2	-	-	-	-	64
f 20	Bolden, Tori	-	-	-	-	-	45
d/21	Alvarez, Alyssa	-	-	-	-	-	25
d 31	Pilster, Sarah	1	1	-	-	-	90
-- Substitutes --							
3	Prescott, Kailee	1	-	-	-	-	15
4	Stephan, Erica	-	-	-	-	-	31
8	Conway, Paige	1	-	-	-	-	35
12	Emmons, Allie	-	-	-	-	-	45
13	Bistline, Taylor	1	1	-	-	-	43
17	Maher, Sarah	-	-	-	-	-	20
22	Robles, Ayanna	1	1	-	-	-	75
24	Ramirez, Kaylee	-	-	-	-	-	13
25	Cannon, Kayla	1	1	-	-	-	47
27	Badawiya, Rola	1	-	-	-	-	20
32	Soll, Makayla	-	-	-	-	-	6
Totals							

#	Goalkeepers	Min	GA	Saves
00	McDonald, Imani	90:00	0	3

Saves by period	1	2	Total
Dartmouth	4	3	7
Long Beach State	1	2	3

Fouls	1	2	Total
Dartmouth	6	3	9
Long Beach State	3	6	9

Official's signature

Soccer Box Score (Final)
The Automated ScoreBook

Long Beach State vs #25 California (Sep 03, 2017 at Berkeley, Calif.)

Long Beach State (3-2-1) vs.
California (4-1-0)
Date: Sep 03, 2017 • Attendance: 395
Weather:

Po #	Player	Sh	SO	G	A	Fo	Min
gk 00	McDonald, Imani	-	-	-	-	-	90
d 2	Fregulia, Kaitlin	-	-	-	-	-	90
m 4	Stephan, Erica	-	-	-	-	-	38
m 7	Vincent, Jessica	1	1	-	-	-	80
m 9	Fujikuni, Dana	-	-	-	-	-	90
d 10	Froment, Chloe	-	-	-	-	-	74
f 18	Pingel, Katie	1	1	-	-	-	81
f 20	Bolden, Tori	1	-	-	-	-	62
m 22	Robles, Ayanna	-	-	-	-	-	79
f 25	Cannon, Kayla	1	1	-	-	-	35
d 31	Pilster, Sarah	-	-	-	-	-	46
-- Substitutes --							
5	Rodriguez, Rocio	-	-	-	-	-	58
6	Siqueiros, Nadiyah	-	-	-	-	-	5
8	Conway, Paige	-	-	-	-	-	15
12	Emmons, Allie	-	-	-	-	-	40
13	Bistline, Taylor	-	-	-	-	-	9
17	Maher, Sarah	-	-	-	-	-	6
21	Alvarez, Alyssa	-	-	-	-	-	26
24	Ramirez, Kaylee	-	-	-	-	-	23
27	Badawiya, Rola	2	1	-	-	-	19
Totals							

#	Goalkeepers	Min	GA	Saves
00	McDonald, Imani	90:00	1	5

Shots by period	1	2	Total
Long Beach State	3	3	6
California	5	6	11

Corner kicks	1	2	Total
Long Beach State	5	1	6
California	2	4	6

Scoring summary:

No.	Time	Team	Goal scorer	Assist	Description
1.	73:10	CAL	Nilid, Miranda (2)	Corbin, Mia	3 played ball into the box, 15 spun and sh

Cautions and ejections:

YC-LBSU #TM (17:46); YC-CAL #4 (26:08)

Win-Boyd, Emily (4-1-0). Loss-McDonald, Imani (3-2-1).

Stadium: Edwards Stadium

Officials: Referee: Matthew Buckman; Asst. Referee: Isai Baltezar; Stephen McGonagle;

Alt. Official: Vince Apple-Chiarelli; Timekeeper: Cal Event Management;

Scorer: MC Barrett;

Offsides: Long Beach State 0, California 2.

Official's signature

Soccer Box Score (Final)
The Automated ScoreBook

San Diego vs Long Beach State (Sep 08, 2017 at Long Beach, Calif.)

San Diego (1-5-0) vs.
Long Beach State (4-2-1)
Date: Sep 08, 2017 • Attendance: 676
Weather: 73° and partly cloudy

Po #	Player	Sh	SO	G	A	Fo	Min
gk 00	MICHEL, Amber	-	-	-	-	-	86
mf 2	MASON, Summer	2	1	-	-	-	77
mf 3	GHOTBI, Maggie	-	-	-	-	-	72
d 5	COATE, Courtney	-	-	-	-	-	90
mf 6	CARUSA, Kelley	1	-	-	-	-	63
mf 10	FAIRWEATHER, Sami	-	-	-	-	-	86
mf 15	GHAZIZADEH, Mina	-	-	-	-	-	90
mf 16	OCON, Ally	-	-	-	-	-	90
d 17	MEIER, Tara	-	-	-	-	-	90
f 21	DANTU, Kelsi	-	-	-	-	-	66
mf 25	BARROW, Emma	-	-	-	-	-	27
-- Substitutes --							
0	JARA, Allie	-	-	-	-	-	4
8	KING, Abby	-	-	-	-	-	67
9	BURR, Jennifer	-	-	-	-	-	6
11	WALKE, Marley	-	-	-	-	-	27
26	WALKER, Halle	-	-	-	-	-	11
30	COPENHAVER, Natali	-	-	-	-	-	33
33	LAROMARDA, Katie	-	-	-	-	-	4
Totals							

#	Goalkeepers	Min	GA	Saves
00	MICHEL, Amber	86:41	3	3
0	JARA, Allie	3:19	0	0

Shots by period	1	2	Total
San Diego	1	2	3
Long Beach State	10	3	13

Corner kicks	1	2	Total
San Diego	0	0	0
Long Beach State	3	0	3

Scoring summary:

No.	Time	Team	Goal scorer	Assist	Description
1.	4:38	LBSU	Robles, Ayanna (2)	Pingel, Katie	
2.	52:53	LBSU	Rodriguez, Rocio (1)	Bolden, Tori	(unassisted)
3.	84:39	LBSU	Badawiya, Rola (1)	(unassisted)	

Cautions and ejections:

Win-McDonald, Imani (4-2-1). Loss-MICHEL, Amber (1-5-0).

Stadium: George Allen Field

Officials: Referee: Robert Sarfaraz; Asst. Referee: Melissa Gonzalez; Kira Helmer;

Alt. Official: Abdelhakeem Wakil; Scorer: Lindy Zamora;

Offsides: San Diego 1, Long Beach State 1.

Official's signature

Soccer Box Score (Final)
The Automated ScoreBook

Long Beach State vs Loyola Marymount (Sep 10, 2017 at Los Angeles)

Long Beach State (4-3-1) vs.
Loyola Marymount (4-1-2)
Date: Sep 10, 2017 • Attendance: 309
Weather:

Po #	Player	Sh	SO	G	A	Fo	Min
gk 00	McDonald, Imani	-	-	-	-	-	90
d 2	Fregulia, Kaitlin	-	-	-	-	-	90
mf 5	Rodriguez, Rocio	-	-	-	-	-	70
f 7	Vincent, Jessica	-	-	-	-	-	54
mf 9	Fujikuni, Dana	-	-	-	-	-	86
d 10	Froment, Chloe	-	-	-	-	-	45
f 18	Pingel, Katie	5	2	-	-	-	86
20	Bolden, Tori	-	-	-	-	-	51
21	Alvarez, Alyssa	-	-	-	-	-	65
22	Robles, Ayanna	-	-	-	-	-	72
d 31	Pilster, Sarah	-	-	-	-	-	90
-- Substitutes --							
3	Prescott, Kailee	-	-	-	-	-	18
4	Stephan, Erica	-	-	-	-	-	17
12	Emmons, Allie	-	-	-	-	-	17
13	Bistline, Taylor	-	-	-	-	-	0
17	Maher, Sarah	-	-	-	-	-	9
24	Ramirez, Kaylee	2	1	-	-	-	53
25	Cannon, Kayla	1	-	-	-	-	30
27	Badawiya, Rola	1	-	-	-	-	15
32	Soll, Makayla	-	-	-	-	-	4
Totals							

#	Goalkeepers	Min	GA	Saves
00	McDonald, Imani	90:00	2	2

Shots by period	1	2	Total
Long Beach State	8	1	9
Loyola Marymount	2	6	8

Corner kicks	1	2	Total
Long Beach State	4	1	5
Loyola Marymount	2	3	5

Scoring summary:

No.	Time	Team	Goal scorer	Assist	Description
1.	60:25	LMU	SANGER, Sarah (2)	MEDVED, Maddie	Cross off a corner headed in.
2.	76:20	LMU	RILEY, Phoebe (2)	CARMAN, Emily	Beat keeper to the far post on breakaway

Cautions and ejections:

YC-LBSU #2 (42:02)

Win-ERICKSON, Lee (1-0-0). Loss-McDonald, Imani (4-3-1).

Stadium: Sullivan Field

Officials: Referee: Cameron Blanchard; Asst. Referee: Kyle Kazmer; Trevor Rappleye;

Timekeeper: Edward Santiago; Scorer: Matthew Lerman;

Offsides: Long Beach State 1, Loyola Marymount 3.

Official's signature



#00 ♦ IMANI MCDONALD ♦ 5-6 ♦ GOALKEEPER ♦ JR.

Season Highs

Minutes..... 110:00 vs. CSUN (8/18/17)
 Saves..... 5, 3x, Last at No. 17 Cal (9/3/17)
 Goals Against 0, 4x, Last vs. San Diego (9/8/17)
 Goals Against (High)..... 5 vs. No. 9 UCLA (8/20/17)

LBSU Career Highs

Minutes..... 110:00 vs. CSUN (8/18/17)
 Saves..... 7, vs. Hawaii (10/25/15)
 Goals Against 0, 7x, Last vs. San Diego (9/8/17)
 *Goals against indicates career low.

LBSU Career Stats

Year	GM-GS	GA	GAA	SVS	SHO
2015	6-5	4	0.74	27	2.1
2016	4-3	5	1.65	8	0
2017	8-8	9	1.14	25	3.1
TOTALS	18-16	18	1.10	60	5.2



#0 ♦ MIA HUMMEL ♦ 5-9 ♦ GOALKEEPER ♦ SO.

Season Highs

Minutes..... 30:01 vs. San Diego (9/8/17)
 Saves..... 1 vs. San Diego (9/8/17)
 Goals Against 0 vs. San Diego (9/8/17)
 Goals Against (High).....

LBSU Career Highs

Minutes..... 30:01 vs. San Diego (9/8/17)
 Saves..... 1 vs. San Diego (9/8/17)
 Goals Against 0 vs. San Diego (9/8/17)
 *Goals against indicates career low.

LBSU Career Stats

Year	GM-GS	GA	GAA	SVS	SHO
2017	1-0	0	0.00	1	0.1



#1 ♦ ASHLEY SEYMOUR ♦ 5-7 ♦ GOALKEEPER ♦ FR.

Season Highs

Minutes.....
 Saves.....
 Goals Against
 Goals Against (High).....

LBSU Career Highs

Minutes.....
 Saves.....
 Goals Against
 *Goals against indicates career low.

LBSU Career Stats

Year	GM-GS	GA	GAA	SVS	SHO
------	-------	----	-----	-----	-----



#2 ♦ KAITLIN FREGULIA ♦ 5-9 ♦ FORWARD/DEFENDER ♦ SO.

Season Highs

Points..... 2 vs. No. 22 Northwestern (8/24/17)
 Goals 1 vs. No. 22 Northwestern (8/24/17)
 Assists 1 at San Diego State (8/27/17)
 Shots 4 vs. Dartmouth (9/1/17)

LBSU Career Highs

Points.. 2, 4x, Last vs. No. 22 Northwestern (8/24/17)
 Goals .. 1, 4x, Last vs. No. 22 Northwestern (8/24/17)
 Assists ... 1, Twice, Last at San Diego State (8/27/17)
 Shots 5 vs. DePaul (9/11/16)

LBSU Career Stats

Year	GM-GS	G	A	PTS	SH
2016	21-16	3	1	7	29
2017	8-8	1	1	3	7
TOTALS	29-24	4	2	10	36



#3 ♦ KAILEE PRESCOTT ♦ 5-7 ♦ FORWARD ♦ SO.

Season Highs

Points.....
 Goals
 Assists
 Shots 2 at San Diego State (8/27/17)

LBSU Career Highs

Points..... 2 at UC Davis (10/21/16)
 Goals 1 at UC Davis (10/21/16)
 Assists
 Shots 1, 3x, Last at San Diego State (8/27/17)

LBSU Career Stats

Year	GM-GS	G	A	PTS	SH
2016	13-3	1	0	2	2
2017	5-1	0	0	0	3
TOTALS	18-4	1	0	2	5



#4 ♦ ERICA STEPHAN ♦ 5-7 ♦ DEFENDER ♦ SO.

Season Highs

Points.....
Goals
Assists
Shots2 vs. CSUN (8/18/17)

LBSU Career Highs

Points.....
Goals
Assists
Shots2 vs. CSUN (8/18/17)

LBSU Career Stats

Year	GM-GS	G	A	PTS	SH
2017	8-4	0	0	0	3



#5 ♦ ROCIO RODRIGUEZ ♦ 5-6 ♦ MIDFIELDER ♦ JR.

Season Highs

Points.....2 vs. San Diego (9/8/17)
Goals1 vs. San Diego (9/8/17)
Assists
Shots1, 3x, Last vs. San Diego (9/8/17)

LBSU Career Highs

Points.....2, 4x, Last vs. San Diego (9/8/17)
Goals1, 4x, Last vs. San Diego (9/8/17)
Assists1, vs. Portland St. (9/6/15)
Shots3, vs. Iowa State (8/28/15)

LBSU Career Stats

Year	GM-GS	G	A	PTS	SH
2015	20-9	1	1	3	8
2016	21-9	2	0	4	12
2017	8-2	1	0	2	3
TOTALS	49-20	4	1	9	23



#6 ♦ NADIA SIQUEIROS ♦ 5-7 ♦ FORWARD ♦ FR.

Season Highs

Points.....2 at San Diego State (8/27/17)
Goals1 at San Diego State (8/27/17)
Assists
Shots1 at San Diego State (8/27/17)

LBSU Career Highs

Points.....2 at San Diego State (8/27/17)
Goals1 at San Diego State (8/27/17)
Assists
Shots1 at San Diego State (8/27/17)

LBSU Career Stats

Year	GM-GS	G	A	PTS	SH
2017	6-1	1	0	1	1



#7 ♦ JESSICA VINCENT ♦ 5-4 ♦ MIDFIELDER ♦ SR.

Season Highs

Points.....1 vs. No. 9 UCLA (8/20/17)
Goals
Assists . 1, 2x, Last vs. No. 22 Northwestern (8/24/17)
Shots3 vs. No. 22 Northwestern (8/24/17)

LBSU Career Highs

Points.....3, vs. UC Davis (10/29/15)
Goals1, 5x, last vs. UC Irvine (11/6/16)
Assists2, at FIU (9/21/14)
Shots4, 3x, last at UC Davis (10/21/16)

LBSU Career Stats

Year	GM-GS	G	A	PTS	SH
2014	21-21	1	3	5	21
2015	22-21	1	6	8	22
2016	21-19	3	2	8	28
2017	8-8	0	2	2	7
TOTALS	72-69	5	13	23	78



#8 ♦ PAIGE CONWAY ♦ 5-2 ♦ FORWARD ♦ SR.

Season Highs

Points.....
Goals
Assists
Shots1, Twice, Last vs. Dartmouth (9/11/17)

LBSU Career Highs

Points.....2 vs. DePaul (9/11/16)
Goals1 vs. DePaul (9/11/16)
Assists
Shots4, at Cal Poly (10/4/13)

LBSU Career Stats

Year	GM-GS	G	A	PTS	SH
2013	6-2	0	0	0	6
2014	20-8	0	0	0	7
2016	25-17	1	0	2	4
2017	6-2	0	0	0	2
TOTALS	48-29	1	0	2	19



#9 ♦ DANA FUJIKUNI ♦ 5-4 ♦ MIDFIELDER ♦ JR.

Season Highs

Points.....
Goals
Assists
Shots 1 vs. San Diego (9/8/17)

LBSU Career Highs

Points.....2, 2x, last vs. San Diego (9/16/16)
Goals1, 2x, last vs. San Diego (9/16/16)
Assists1, 3x, last at UC Davis (10/21/16)
Shots3 vs. CSUN (10/2/16)

LBSU Career Stats

Year	GM-GS	G	A	PTS	SH
2016	21-20	2	3	7	17
2017	8-8	0	0	0	1
TOTALS	29-28	2	3	7	18



#10 ♦ CHLOE FROMENT ♦ 5-7 ♦ DEFENDER ♦ SO.

Season Highs

Points.....
Goals
Assists
Shots3 vs. No. 22 Northwestern (8/24/17)

LBSU Career Highs

Points.....2, vs. San Diego State (8/29/16)
Goals
Assists2, vs. San Diego State (8/29/16)
Shots ..3, 2x, Last vs. No. 22 Northwestern (8/24/17)

LBSU Career Stats

Year	GM-GS	G	A	PTS	SH
2016	21-21	0	5	5	9
2017	8-8	0	0	0	3
TOTALS	29-29	0	5	5	12



#11 ♦ KAYLA LOMBARDO ♦ 5-8 ♦ DEFENDER ♦ SR.

Season Highs

Points.....
Goals
Assists
Shots

LBSU Career Highs

Points.....1, 2x, last vs. DePaul (9/11/16)
Goals
Assists1, 2x, last vs. DePaul (9/11/16)
Shots2, 2x, last vs. Cal Poly (10/3/14)

LBSU Career Stats

Year	GM-GS	G	A	PTS	SH
2014	19-19	0	1	1	7
2015	17-3	0	0	0	3
2016	15-2	0	1	1	2
2017	1-0	0	0	0	0
TOTALS	52-23	0	2	2	12



#12 ♦ ALLIE EMMONS ♦ 5-7 ♦ DEFENDER ♦ SR.

Season Highs

Points.....
Goals
Assists
Shots3 vs. No.22 Northwestern (8/24/17)

LBSU Career Highs

Points.....1, vs. Portland St. (9/6/15)
Goals
Assists1, vs. Portland St. (9/6/15)
Shots3 vs. No. 22 Northwestern (8/24/17)

LBSU Career Stats

Year	GM-GS	G	A	PTS	SH
2014	17-3	0	0	0	1
2015	12-8	0	1	1	3
2016	17-3	0	0	0	3
2017	7-0	0	0	0	3
TOTALS	53-15	0	1	1	10



#13 ♦ TAYLOR BISTLINE ♦ 5-7 ♦ FORWARD ♦ SO.

Season Highs

Points.....1 vs. No. 9 UCLA (8/20/17)
Goals
Assists1 vs. No. 9 UCLA (8/20/17)
Shots1, 4x, Last vs. Dartmouth (9/1/17)

LBSU Career Highs

Points.....1 vs. No. 9 UCLA (8/20/17)
Goals
Assists1 vs. No. 9 UCLA (8/20/17)
Shots1, 5x, Last vs. Dartmouth (9/1/17)

LBSU Career Stats

Year	GM-GS	G	A	PTS	SH
2016	16-3	0	0	0	2
2017	8-0	0	1	1	4
TOTAL	22-3	0	1	1	6



#14 ♦ ASHLEY GONZALES ♦ 5-3 ♦ FORWARD ♦ SR.

Season Highs

Points.....2 vs. CSUN (8/18/17)
 Goals1 vs. CSUN (8/18/17)
 Assists
 Shots6 vs. CSUN (8/18/17)

LBSU Career Highs

Points.....4, 3x, last vs. Hawaii (10/25/15)
 Goals2, 3x, last vs. Hawaii (10/25/15)
 Assists2, vs. Denver (8/31/14)
 Shots8, vs. Cal State Fullerton (10/4/15)

LBSU Career Stats

Year	GM-GS	G	A	PTS	SH
2014	21-21	9	2	20	56
2015	22-20	8	1	17	41
2016	21-21	11	3	25	57
2017	2-2	1	0	2	6
TOTALS	66-64	29	6	64	160



#15 ♦ TORI BUDA ♦ 5-4 ♦ FORWARD ♦ FR.

Season Highs

Points.....
 Goals
 Assists
 Shots

LBSU Career Highs

Points.....
 Goals
 Assists
 Shots

LBSU Career Stats

Year	GM-GS	G	A	PTS	SH
2017	2-1	0	0	0	0



#16 ♦ MALIN LINDHOLM ♦ 5-10 ♦ DEFENDER/MIDFIELDER ♦ SO.

Season Highs

Points.....
 Goals
 Assists
 Shots

LBSU Career Highs

Points.....
 Goals
 Assists
 Shots

LBSU Career Stats

Year	GM-GS	G	A	PTS	SH
2016	6-0	0	0	0	0



#17 ♦ SARAH MAHER ♦ 5-7 ♦ DEFENDER ♦ JR.

Season Highs

Points.....
 Goals
 Assists
 Shots

LBSU Career Highs

Points.....3, vs. San Diego State (8/29/16)
 Goals1, vs. San Diego State (8/29/16)
 Assists1, vs. San Diego State (8/29/16)
 Shots2, 2x, last vs. LMU (9/2/16)

LBSU Career Stats

Year	GM-GS	G	A	PTS	SH
2015	18-12	0	0	0	5
2016	13-7	1	1	3	4
2017	5-0	0	0	0	0
TOTALS	36-19	1	1	3	9



#18 ♦ KATIE PINGEL ♦ 5-4 ♦ FORWARD/MIDFIELDER ♦ SO.

Season Highs

Points...2, 2x, Last vs. No. 22 Northwestern (8/24/17)
 Goals...1, 2x, Last vs. No. 22 Northwestern (8/24/17)
 Assists1 vs. San Diego (9/8/17)
 Shots5 at LMU (9/10/17)

LBSU Career Highs

Points..2, 2x, Last vs. No. 22 Northwestern (8/24/17)
 Goals..1, 2x, Last vs. No. 22 Northwestern (8/24/17)
 Assists1 vs. San Diego (9/8/17)
 Shots5 at LMU (9/10/17)

LBSU Career Stats

Year	GM-GS	G	A	PTS	SH
2017	8-8	2	1	5	18



#19 ♦ MEGAN MCCOMAS ♦ 5-5 ♦ MIDFIELDER ♦ SO.

Season Highs

Points.....
Goals
Assists
Shots

LBSU Career Highs

Points.....
Goals
Assists
Shots

LBSU Career Stats

Year	GM-GS	G	A	PTS	SH
2016	4-0	0	0	0	0



#20 ♦ TORI BOLDEN ♦ 5-4 ♦ FORWARD ♦ SR.

Season Highs

Points..... 2 at San Diego State (8/27/17)
Goals 1 at San Diego State (8/27/17)
Assists 1, 3x, Last vs. San Diego (9/8/17)
Shots 4 vs. San Diego (9/8/17)

LBSU Career Highs

Points..... 2, 5x, Last at San Diego State (8/27/17)
Goals 1, 5x, Last at San Diego State (8/27/17)
Assists 1, 4x, Last vs. San Diego (9/8/17)
Shots 4 vs. San Diego (9/8/17)

LBSU Career Stats

Year	GM-GS	G	A	PTS	SH
2015	18-6	2	1	5	15
2016	21-10	2	0	4	26
2017	8-7	1	3	5	11
TOTALS	46-23	5	4	14	52



#21 ♦ ALYSSA ALVAREZ ♦ 5-7 ♦ DEFENDER/MIDFIELDER ♦ JR.

Season Highs

Points.....
Goals
Assists
Shots 1 vs. San Diego (9/8/17)

LBSU Career Highs

Points..... 2, 2x, last at Cincinnati (9/17/15)
Goals 1, 2x, last at Cincinnati (9/17/15)
Assists 1, 2x, last vs. Cal Poly (10/6/16)
Shots 2, 3x, last vs. UC Riverside (10/16/15)

LBSU Career Stats

Year	GM-GS	G	A	PTS	SH
2015	20-6	2	0	4	12
2016	21-15	0	2	2	8
2017	8-5	0	0	0	1
TOTALS	49-26	2	2	6	21



#22 ♦ AYANA ROBLES ♦ 5-0 ♦ MIDFIELDER ♦ SO.

Season Highs

Points..... 2, Twice, Last vs. San Diego (9/8/17)
Goals 1, Twice, Last vs. San Diego (9/8/17)
Assists
Shots 1, 3x, Last vs. San Diego (9/8/17)

LBSU Career Highs

Points..... 2, Twice, Last vs. San Diego (9/8/17)
Goals 1, Twice, Last vs. San Diego (9/8/17)
Assists
Shots 1, 3x, Last vs. San Diego (9/8/17)

LBSU Career Stats

Year	GM-GS	G	A	PTS	SH
2017	8-3	2	0	4	2



#23 ♦ JORDAN SANDERS ♦ 5-4 ♦ DEFENDER/MIDFIELDER ♦ JR.

Season Highs

Points.....
Goals
Assists
Shots

LBSU Career Highs

Points..... 1, at Cal Poly (10/8/15)
Goals
Assists 1, at Cal Poly (10/8/15)
Shots 1, 5x, last vs. DePaul (9/11/16)

LBSU Career Stats

Year	GM-GS	G	A	PTS	SH
2015	16-6	0	1	1	4
2016	14-1	0	0	0	1
TOTALS	30-7	0	1	1	5



#24 ♦ KAYLEE RAMIREZ ♦ 5-2 ♦ FORWARD ♦ FR.

Season Highs

Points.....

Goals.....

Assists.....

Shots2 at LMU (9/10/17)

LBSU Career Highs

Points.....

Goals.....

Assists.....

Shots1 at LMU (9/10/17)

LBSU Career Stats

Year	GM-GS	G	A	PTS	SH
2017	8-2	0	0	0	2



#25 ♦ KAYLA CANNON ♦ 5-3 ♦ FORWARD ♦ FR.

Season Highs

Points.....

Goals.....

Assists1 at San Diego State (8/27/17)

Shots1, 4x, Last at LMU (9/10/17)

LBSU Career Highs

Points.....

Goals.....

Assists1 at San Diego State (8/27/17)

Shots1, 4x, Last at LMU (9/10/17)

LBSU Career Stats

Year	GM-GS	G	A	PTS	SH
2017	8-1	0	1	0	3



#26 ♦ HANNAH STAMMER ♦ 5-8 ♦ FORWARD ♦ JR.

Season Highs

Points.....

Goals.....

Assists.....

Shots.....

LBSU Career Highs

Points.....

Goals.....

Assists.....

Shots.....

LBSU Career Stats

Year	GM-GS	G	A	PTS	SH
2016	3-0	0	0	0	0



#27 ♦ ROLA BADAWIYA ♦ 5-8 ♦ FORWARD ♦ FR.

Season Highs

Points.....2 vs. San Diego (9/8/17)

Goals1 vs. San Diego (9/8/17)

Assists.....

Shots3 vs. San Diego (9/8/17)

LBSU Career Highs

Points.....2 vs. San Diego (9/8/17)

Goals1 vs. San Diego (9/8/17)

Assists.....

Shots3 vs. San Diego (9/8/17)

LBSU Career Stats

Year	GM-GS	G	A	PTS	SH
2017	8-1	1	0	2	7



#28 ♦ MACKENZIE MAGADAY ♦ 5-6 ♦ FORWARD ♦ SO.

Season Highs

Points.....

Goals.....

Assists.....

Shots.....

LBSU Career Highs

Points.....1, 2x, last vs. San Diego (9/16/16)

Goals.....

Assists1, 2x, last vs. San Diego (9/16/16)

Shots4, 2x, last vs. Cal State Fullerton (10/9/16)

LBSU Career Stats

Year	GM-GS	G	A	PTS	SH
2016	16-1	0	2	2	17



#29 ♦ MADISON MOORE ♦ 5-7 ♦ FORWARD ♦ SO.

Season Highs

Points.....

Goals

Assists

Shots

LBSU Career Highs

Points.....

Goals

Assists

Shots

LBSU Career Stats

Year	GM-GS	G	A	PTS	SH
2016	2-0	0	0	0	0
2017	1-0	0	0	0	0
TOTALS	3-0	0	0	0	0



#30 ♦ GABY MARTA ♦ 5-3 ♦ MIDFIELDER ♦ FR.

Season Highs

Points.....

Goals

Assists

Shots

LBSU Career Highs

Points.....

Goals

Assists

Shots

LBSU Career Stats

Year	GM-GS	G	A	PTS	SH
2016	2-0	0	0	0	0
2017	1-0	0	0	0	0
TOTALS	3-0	0	0	0	0



#31 ♦ SARAH PILSTER ♦ 5-6 ♦ DEFENDER ♦ FR.

Season Highs

Points.....

Goals

Assists

Shots 1 vs. Dartmouth (9/1/17)

LBSU Career Highs

Points.....

Goals

Assists

Shots 1 vs. Dartmouth (9/1/17)

LBSU Career Stats

Year	GM-GS	G	A	PTS	SH
2017	8-7	0	0	0	1



#32 ♦ MAKAYLA SOLL ♦ 5-3 ♦ MIDFIELDER ♦ FR.

Season Highs

Points.....

Goals

Assists

Shots

LBSU Career Highs

Points.....

Goals

Assists

Shots

LBSU Career Stats

Year	GM-GS	G	A	PTS	SH
2017	5-0	0	0	0	0

2017 LONG BEACH STATE WOMEN'S SOCCER RADIO/TV SPOT CHART



#00 Imani McDonald
GK • 5-6 • Jr.
Long Beach, Calif.



#0 Mia Hummel
GK • 5-9 • So.
Anaheim, Calif.



#1 Ashely Seymour
GK • 5-7 • Fr.
Carlsbad, Calif.




#2 Kaitlin Fregulia
F/D • 5-9 • So.
Torrance, Calif.



#3 Kailee Prescott
F • 5-7 • So.
La Quinta, Calif.



#4 Erica Stephan
MF • 5-7 • So.
San Diego, Calif.



#5 Rocio Rodriguez
MF/F • 5-5 • Jr.
Inglewood, Calif.



#6 Nadiyah Siqueiros
F • 5-7 • Fr.
Bellflower, Calif.



#7 Jessica Vincent
MF/F • 5-4 • Sr.
Torrance, Calif.



#8 Paige Conway
F • 5-2 • Sr.
Thousand Oaks, Calif.




#9 Dana Fujikuni
MF • 5-4 • Jr.
Moorpark, Calif.




#10 Chloe Froment
D • 5-7 • So.
Lyon, France



#11 Kayla Lombardo
D • 5-8 • Sr.
Rancho Cucamonga, Calif.



#12 Allie Emmons
D • 5-7 • Sr.
Los Alamitos, Calif.



#13 Taylor Bistline
F • 5-7 • So.
Garden Grove, Calif.



#14 Ashley Gonzales
F • 5-3 • Sr.
Ontario, Calif.




#15 Tori Buda
F • 5-4 • RFr.
San Pedro, Calif.



#16 Malin Lindholm
D/MF • 5-10 • So.
Helsingborg, Sweden



#17 Sarah Maher
D • 5-7 • Jr.
Long Beach, Calif.



#18 Katie Pingel
FMF • 5-4 • So.
Palos Verdes, Calif.



#19 Megan McComas
MF • 5-5 • So.
Torrance, Calif.



#20 Tori Bolden
F • 5-4 • Sr.
Rancho Cucamonga, Calif.



#21 Alyssa Alvarez
D • 5-7 • Jr.
Corona, Calif.



#22 Ayana Robles
MF • 5-0 • So.
Rancho Cucamonga, Calif.



#23 Jordan Sanders
D/MF • 5-4 • Jr.
Temecula, Calif.



#24 Kaylee Ramirez
F • 5-2 • Fr.
Chino Hills, Calif.



#25 Kayla Cannon
F • 5-3 • Fr.
Torrance, Calif.



#26 Hannah Stammer
F • 5-8 • Jr.
Santa Ana, Calif.



#27 Rola Badawiya
F • 5-8 • Fr.
Riverside, Calif.



#28 Mackenzie Magaoy
F • 5-6 • So.
Vacaville, Calif.



#29 Madison Moore
F • 5-7 • So.
Kalaheo, Hawai'i



#30 Gaby Marta
MF • 5-3 • Fr.
San Mateo, Calif.



#31 Sarah Pilster
D • 5-6 • Fr.
Long Beach, Calif.



#32 Makayla Soll
MF • 5-3 • Fr.
Rancho Cucamonga, Calif.