



49ER HISTORY & RECORDS



Penny Toler
Two-Time Kodak All-American



LaTaunya Pollard

POINTS

- LaTaunya Pollard (1980-83) 3,001
 - Cindy Brown (1984-87) 2,696
 - Penny Toler (1987-89) 2,193
 - Kim Maddox (1978-81) 1,775
 - Kirsten Cummings (1982-85) 1,740
 - Dana Wilkerson (1988-91) 1,635
 - Karina Figueroa (2006-08, 10) 1,517
 - Beth Schroeder (1979-82) 1,401
 - Melissa Gower (1992-95) 1,397
 - Trise Jackson (1990-92) 1,311
- 7th-highest NCAA pre-1982
•• 16th-highest NCAA all-time

SCORING AVERAGE

- LaTaunya Pollard (1980-83) 23.4
 - Penny Toler (1987-89) 21.7
 - Cindy Brown (1984-87) 21.0
 - Rhonda Smith (1998-00) 17.6
 - Aisha Hollans (2004-05) 15.6
 - Kirsten Cummings (1982-85) 15.4
 - Karina Figueroa (2006-08, 10) 14.7
 - Kim Maddox (1978-81) 14.7
 - Traci Waites (1988-89) 13.8
 - Ekueh Ramsey (2000-02) 13.7
 - Melissa Gower (1992-95) 13.7
 - Trise Jackson (1990-92) 13.7
- 20th-highest NCAA pre-1982

FIELD GOALS MADE

- LaTaunya Pollard (1980-83) 1,288
- Cindy Brown (1984-87) 1,048
- Penny Toler (1987-89) 933
- Kim Maddox (1977-79) 779
- Kirsten Cummings (1982-85) 725
- Dana Wilkerson (1988-91) 644
- Beth Schroeder (1979-82) 591
- Melissa Gower (1992-95) 529
- Faye Paige (1982-86) 521
- Karina Figueroa (2006-08, 10) 519

FIELD GOALS ATTEMPTED

- LaTaunya Pollard (1980-83) 2,433
- Cindy Brown (1984-87) 1,818
- Penny Toler (1987-89) 1,803
- Kim Maddox (1978-81) 1,693
- Kirsten Cummings (1982-85) 1,412
- Karina Figueroa (2006-08, 10) 1,396
- Dana Wilkerson (1988-91) 1,396
- Beth Schroeder (1979-82) 1,236
- Trise Jackson (1990-92) 1,137
- Faye Paige (1982-86) 1,136

FIELD GOAL PCT. (Min. 300 Made)

- Bev Groot (1979-81) 62.6
- Cindy Brown (1984-87) 57.6
- Rhonda Smith (1998-00) 53.6
- Kari Parriott (1990-92) 53.2
- LaTaunya Pollard (1980-83) 52.9
- Penny Toler (1987-89) 51.7
- Jackie Moore (1998-01) 51.3
- Kirsten Cummings (1982-85) 51.3
- Shameil Coleman (1986-89) 50.5
- Carol Brandt (1984-86, 88) 50.5

3-POINT FGs MADE

- Reta Sula (1998-01) 198
- Lauren Sims (2007-10) 166
- Ally Wade (2007-10) 123
- Crystal McCutcheon (2003-06) 119
- Karina Figueroa (2006-08, 10) 115
- Lauren Bull (2000-03) 103
- Courtney Jacob (2007-09, 11) 98
- Adara Newidouski (1994-97) 93
- Neisha Williams (1993-94) 91
- Trise Jackson (1990-92) 83

3-POINT FGs ATTEMPTED


- Reta Sula (1998-01) 517
- Lauren Sims (2007-10) 446
- Ally Wade (2007-10) 419
- Lauren Bull (2000-03) 364
- Karina Figueroa (2006-08, 10) 337
- Courtney Jacob (2007-09, 11) 318
- Crystal McCutcheon (2003-06) 299
- Adara Newidouski (1994-97) 293
- Neisha Williams (1993-94) 270
- Melanie Lisnock (2008-11) 239

3-POINT FG PCT. (Min. 30 Made)

- Crystal McCutcheon (2003-06) 39.8
- Reta Sula (1998-01) 38.3
- Trise Jackson (1990-92) 37.5
- Lauren Sims (2007-10) 37.2
- Vjera Kaludjerovich (1990-91) 37.1
- Traci Waites (1988-89) 36.8
- Jinga Gosschalk (2001-03) 35.4
- Karina Figueroa (2006-08, 10) 34.1
- Neisha Williams (1993-94) 33.7
- Nicole Legaux (1997-00) 33.1



Crystal McCutcheon



Penny Toler

FREE THROWS MADE

- Cindy Brown (1984-87) 600
- LaTaunya Pollard (1980-83) 425
- Karina Figueroa (2006-08, 10) 364
- Melissa Gower (1992-95) 339
- Dana Wilkerson (1988-91) 326
- Penny Toler (1987-89) 326
- Kirsten Cummings (1982-85) 290
- Kesha Wade (1996-00) 285
- Jackie Moore (1998-01) 253
- Carol Brandt (1984-86, 88) 243

FREE THROWS ATTEMPTED

- Cindy Brown (1984-87) 832
- LaTaunya Pollard (1980-83) 570
- Melissa Gower (1992-95) 524
- Kesha Wade (1997-00) 488
- Dana Wilkerson (1988-91) 482
- Karina Figueroa (2006-08, 10) 461
- Carol Brandt (1984-86, 88) 438
- Jackie Moore (1998-01) 418
- Penny Toler (1987-89) 410
- Kirsten Cummings (1982-85) 408

FREE THROW PCT. (Min. 150 Made)

- Penny Toler (1987-89) 79.5
- Trise Jackson (1990-92) 79.4
- Crystal McCutcheon (2003-06) 79.1
- Karina Figueroa (2006-08, 10) 79.0
- Glory Johnson (2001-03) 77.2
- Reta Sula (1998-01) 76.5
- LaTaunya Pollard (1980-83) 74.5
- Beth Schroeder (1979-82) 73.0
- Bev Groot (1979-81) 72.4
- Kari Parriott (1990-92) 72.2

OFFENSIVE REBOUNDS (Since 1987-88)

- Melissa Gower (1992-95) 403
- Kesha Wade (1996-00) 324
- Kari Parriott (1990-92) 304
- Jackie Moore (1998-01) 301
- Shameil Coleman (1988-89) 301
- Charel Bailey (1998-01) 298
- Jayne Connors (2001-06) 294
- Angelique Lee (1988-90) 294
- Penny Moore (1989-91) 275
- Kim Barfield (1994-96) 268



Jayme Connors

DEFENSIVE REBOUNDS (Since 1987-88)

1. Jayme Connors (2001-06)..... 577
2. Angelique Lee (1988-90) 485
3. Melissa Gower (1992-95) 445
4. Kari Parriott (1990-92) 402
5. Marsheela Harriston (1990-93)..... 355
6. Tomika Cantley (1996-99) 328
7. Danielle Scott (1991-92, 94) 309
8. Penny Moore (1989-91)..... 305
9. Charel Bailey (1998-01)..... 298
10. Kim Barfield (1994-96)..... 295

TOTAL REBOUNDS

1. Cindy Brown (1984-87)..... 1,184
2. Kirsten Cummings (1982-85)..... 1,064
3. Monica Havelka (1975-78)..... 890
4. Jayme Connors (2001-06)..... 871
5. Melissa Gower (1992-95) 848
6. LaTaunya Pollard (1980-83) 821
7. Cheryl Dowell (1988-89) 809
8. Angelique Lee (1988-90) 779
9. Kari Parriott (1990-92) 769
10. Nina Leonard (1981-84) 745

REBOUNDING AVERAGE

1. Monica Havelka (1975-78) 11.7
2. Kirsten Cummings (1982-85)..... 9.4
3. Cindy Brown (1984-87)..... 9.3
4. Whitney Fields (2008-09) 8.4
5. Kari Parriott (1990-92) 8.4
6. Melissa Gower (1992-95) 8.3
7. Barbara Mosher (1976-78) 7.9
8. Angelique Lee (1988-90) 7.8
9. Bev Groot (1979-81) 7.7
10. Jayme Connors (2001-06)..... 7.4
11. Rhonda Smith (1998-00) 7.4

ASSISTS

1. Dana Wilkerson (1988-91)..... 551
2. Reta Sula (1998-01) 519
3. Penny Toler (1987-89) 513
4. Beth Schroeder (1979-83) 478
5. Roslind Boger (1982-85) 477
6. LaTaunya Pollard (1980-83) 474
7. Kim Maddox (1978-81) 461
8. Akia Hardy (1994-96) 449
9. Margaret Mohr (1984-87)..... 448
10. Candice Wilson (2001-04) 429

BLOCKS

1. Cindy Brown (1984-87)..... 318
2. Rhonda Smith (1998-00) 229
3. LaTaunya Pollard (1980-83) 172
4. Ja'net Davis (1994-96)..... 159
5. Kirsten Cummings (1982-85)..... 145
6. Janet Davis (1984-85) 128
7. Crystal Givens (1998-02)..... 124
8. Angelique Lee (1988-90) 112
9. Nina Leonard (1981-84) 112
10. Beth Schroeder (1979-82) 106

STEALS

1. Cindy Brown (1984-87)..... 400
2. Beth Schroeder (1979-82) 297
3. Kesha Wade (1996-00)..... 279
4. Dana Wilkerson (1988-91)..... 276
5. Trise Jackson (1990-92) 263
6. Shameil Coleman (1986-89)..... 238
7. Penny Toler (1987-89) 230
8. Faye Paige (1982-86)..... 228
9. LaTaunya Pollard (1980-83) 218
10. Candice Wilson (2001-04) 213

GAMES WITH 10+ POINTS

1. LaTaunya Pollard (1980-83) 124
2. Kim Maddox (1978-81) 111
3. Penny Toler (1987-89) 95
4. Kirsten Cummings (1982-85)..... 92
5. Dana Wilkerson (1988-91)..... 84
6. Karina Figueroa (2006-10) 81
7. Melissa Gower (1992-95) 65
8. Faye Paige (1982-86)..... 61
9. Crystal McCutcheon (2003-06)..... 59
10. Penny Moore (1989-91)..... 59

GAMES WITH 20+ POINTS

1. • LaTaunya Pollard (1980-83) 85
2. Cindy Brown (1984-87)..... 72
3. Penny Toler (1987-89) 65
4. Kirsten Cummings (1982-85)..... 30
5. Karina Figueroa (2006-08, 10) 27
6. Melissa Gower (1992-95) 26
7. Rhonda Smith (1998-00) 23
8. Dana Wilkerson (1988-91)..... 18
9. Crystal McCutcheon (2003-06)..... 16
10. Jackie Moore (1998-01)..... 16
11. Trise Jackson (1990-92) 16

• 5th-highest NCAA all-time



Dana Wilkerson



Karina Figueroa

GAMES WITH 30+ POINTS

1. LaTaunya Pollard (1980-83)..... 31
2. Cindy Brown (1984-87)..... 25
3. Penny Toler (1987-89) 12
4. Melissa Gower (1992-95)..... 7
5. Trise Jackson (1990-92) 3
6. Jackie Moore (1998-01)..... 2
7. Rhonda Smith (1998-00) 2
8. Kesha Wade (1997-98)..... 2
9. Kim Barfield (1994-96)..... 2
10. Dana Wilkerson (1988-91)..... 2

GAMES WITH 10+ REBOUNDS

1. Kirsten Cummings (1982-85)..... 56
2. Cindy Brown (1984-87)..... 55
3. Melissa Gower (1992-95) 41
4. Jayme Connors (2001-06)..... 36
5. Kari Parriott (1990-92) 35
6. Angelique Lee (1988-90)..... 30
7. Sabrina Scudiero (1979-82) 23
8. Nina Leonard (1981-84) 21

DOUBLE-DOUBLES

1. Cindy Brown (1984-87)..... 58
2. Melissa Gower (1992-95) 39
3. Angelique Lee (1988-90) 27
4. Kirsten Cummings (1982-85)..... 27
5. Kari Parriott (1990-92) 26
6. Jayme Connors (2001-06) 17
7. Cheryl Dowell (1988-89) 17
8. Danielle Scott (1991-92, 94) 16
9. Rhonda Smith (1998-00) 15
10. Penny Moore (1989-91)..... 15

- Current players are not included in records involving percentages or averages.



Cindy Brown

POINTS

1.	974	• Cindy Brown	1986-87
2.	907	•• LaTaunya Pollard	1982-83
3.	805	Cindy Brown	1985-86
4.	787	Penny Toler	1986-87
5.	733	LaTaunya Pollard	1980-81
6.	731	Penny Toler	1988-89
7.	701	LaTaunya Pollard	1981-82
8.	675	Rhonda Smith	1999-00
	675	Penny Toler	1987-88
10.	660	LaTaunya Pollard	1979-80

• 2nd-highest NCAA all-time
 •• 11th-highest NCAA all-time

SCORING AVERAGE

1.	29.3	• LaTaunya Pollard	1982-83
2.	27.8	Cindy Brown	1986-87
3.	24.4	Cindy Brown	1985-86
4.	24.2	LaTaunya Pollard	1981-82
5.	23.6	Melissa Gower	1994-95
6.	22.5	Penny Toler	1987-88
7.	21.9	Penny Toler	1986-87
8.	21.6	LaTaunya Pollard	1980-81
9.	21.1	Rhonda Smith	1999-00
10.	20.9	Penny Toler	1988-89

• T14th-highest NCAA all-time

FIELD GOALS MADE

1.	376	LaTaunya Pollard	1982-83
2.	362	Cindy Brown	1986-87
3.	350	Penny Toler	1986-87
4.	325	LaTaunya Pollard	1980-81
5.	324	Cindy Brown	1985-86
6.	295	LaTaunya Pollard	1979-80
7.	293	Penny Toler	1988-89
8.	292	LaTaunya Pollard	1981-82
9.	290	Penny Toler	1987-88
10.	270	Rhonda Smith	1999-00

FIELD GOALS ATTEMPTED

1.	721	LaTaunya Pollard	1982-83
2.	642	Penny Toler	1986-87
3.	625	Cindy Brown	1986-87
4.	602	LaTaunya Pollard	1980-81
5.	590	Penny Toler	1988-89
6.	571	Penny Toler	1987-88
7.	570	LaTaunya Pollard	1979-80
8.	544	Cindy Brown	1985-86
9.	540	LaTaunya Pollard	1981-82
10.	534	Karina Figueroa	2006-07

FIELD GOAL PCT. (Min. 100 Made)

1.	64.0	Bev Groot	1978-79
2.	61.4	Lynne Stith	1977-78
3.	61.2	Bev Groot	1979-80
4.	59.6	Cindy Brown	1985-86
5.	58.9	Cindy Brown	1984-85
6.	57.9	Cindy Brown	1986-87
7.	56.2	Jackie Moore	2000-01
8.	56.0	Kirsten Cummings	1984-85
9.	55.4	Cindy Brown	1983-84
10.	54.5	Glory Johnson	2001-02
	54.5	Penny Toler	1986-87

3-POINT FGs MADE (Since 1987-88)

1.	68	Lauren Sims	2009-10
2.	64	Reta Sula	1999-00
3.	63	Crystal McCutcheon	2005-06
	63	Reta Sula	2000-01
5.	60	Neisha Williams	1992-93
6.	51	Ally Wade	2009-10
7.	48	Reta Sula	1998-99
8.	45	Lauren Sims	2008-09
	45	Trise Jackson	1991-92
10.	43	Karina Figueroa	2009-10

3-POINT FGs ATTEMPTED

1.	175	Lauren Sims	2009-10
2.	168	Crystal McCutcheon	2005-06
	168	Reta Sula	2000-01
4.	164	Neisha Williams	1992-93
5.	146	Reta Sula	1999-00
6.	141	Ally Wade	2009-10
7.	136	Brandi Henton	2010-11
8.	129	Jinga Gosschalk	2002-03
9.	124	Lauren Sims	2008-09
10.	122	Reta Sula	1998-99

3-POINT FG PCT. (Min. 20 Made)

1.	47.1	Crystal McCutcheon	2004-05
2.	43.8	Reta Sula	1999-00
3.	43.6	Vjera Kaludjerovich	1989-90
4.	41.7	Jeannie Saunders	2004-05
5.	40.5	Trise Jackson	1991-92
6.	40.4	Jinga Gosschalk	2001-02
7.	39.3	Reta Sula	1998-99
8.	38.9	Lauren Sims	2009-10
9.	38.7	Traci Waites	1987-88
10.	38.2	Lauren Sims	2007-08

FREE THROWS MADE

1.	250	Cindy Brown	1986-87
2.	167	Melissa Gower	1994-95
3.	157	Cindy Brown	1985-86
4.	155	LaTaunya Pollard	1982-83
5.	150	Karina Figueroa	2009-10
6.	147	Jackie Moore	2000-01

7.	145	Penny Toler	1988-89
8.	143	Cindy Brown	1984-85
9.	135	Rhonda Smith	1999-00
10.	119	Crystal Givens	2001-02
	119	Carol Brandt	1985-86

FREE THROWS ATTEMPTED

1.	317	Cindy Brown	1986-87
2.	250	Melissa Gower	1994-95
3.	226	Cindy Brown	1985-86
4.	224	Jackie Moore	2000-01
5.	215	Rhonda Smith	1999-00
6.	210	Cindy Brown	1984-85
7.	201	LaTaunya Pollard	1982-83
8.	189	Karina Figueroa	2009-10
9.	177	Penny Toler	1988-89
10.	174	Carol Brandt	1985-86

FREE THROW PCT. (Min. 50 FTM)

1.	87.9	Petra Glaser	2004-05
2.	84.5	Reta Sula	2000-01
3.	83.3	Crystal McCutcheon	2005-06
4.	81.9	Penny Toler	1988-89
5.	81.8	Beth Schroeder	1980-81
6.	81.3	Karina Figueroa	2006-07
7.	80.5	Trise Jackson	1990-91
8.	80.2	Glory Johnson	2002-03
9.	79.5	Trise Jackson	1991-92
10.	79.4	Karina Figueroa	2009-10

OFFENSIVE REBOUNDS (Since 1987-88)

1.	158	Melissa Gower	1994-95
2.	143	Jackie Moore	2000-01
3.	131	Melissa Gower	1993-94
4.	127	Angelique Lee	1989-90
5.	118	Kari Parriott	1991-92
6.	115	Penny Moore	1989-90
7.	111	Shannon Smith	1987-88
8.	107	Kim Barfield	1995-96
9.	106	Kim Barfield	1994-95
10.	103	Kesha Wade	1996-97



Lauren Sims



ASSISTS

1.	237	Penny Toler	1986-87
2.	206	Roslind Boger	1984-85
3.	191	Dana Wilkerson	1990-91
4.	182	Margaret Mohr	1985-86
5.	173	Kim Maddox	1980-81
6.	172	Akia Hardy	1994-95
7.	171	Akia Hardy	1995-96
8.	170	Tamara Inoue	2001-02
	170	Reta Sula	1998-99
10.	166	Karina Figueroa	2009-10

BLOCKS

1.	118	Rhonda Smith	1998-99
2.	111	Rhonda Smith	1999-00
3.	99	Cindy Brown	1985-86
4.	96	Ja'net Davis	1995-96
5.	92	Cindy Brown	1986-87
6.	84	Cindy Brown	1984-85
7.	75	Janet Davis	1984-85
8.	61	Bev Groot	1978-79
9.	55	Ella Clark	2010-11
10.	54	Glory Johnson	2002-03
	54	Crystal Givens	2001-02

STEALS

1.	144	Cindy Brown	1986-87
2.	121	Cindy Brown	1985-86
3.	112	Traci Waites	1988-89
4.	96	Trise Jackson	1991-92
5.	85	Kesha Wade	1997-98
	85	Beth Schroeder	1979-80
7.	84	Kesha Wade	1996-97
	84	Trise Jackson	1990-91
	84	Kim Maddox	1979-80
10.	83	Dana Wilkerson	1990-91
	83	Trise Jackson	1989-90

GAMES WITH 10+ POINTS

1.	36	Cindy Brown	1986-87
2.	35	Penny Toler	1988-89
3.	33	LaTaunya Pollard	1980-81
	33	Kim Maddox	1979-80
5.	32	Cindy Brown	1985-86
	32	LaTaunya Pollard	1979-80
7.	31	Carol Brandt	1985-86
8.	30	Rhonda Smith	1999-00
	30	LaTaunya Pollard	1982-83
10.	29	Dana Wilkerson	1990-91
	29	Trise Jackson	1989-90
	29	Dana Wilkerson	1989-90
	29	Penny Toler	1986-87
	29	LaTaunya Pollard	1981-82

GAMES WITH 20+ POINTS

1.	31	Cindy Brown	1986-87
2.	26	LaTaunya Pollard	1982-83
3.	24	LaTaunya Pollard	1980-81
4.	23	Penny Toler	1988-89
	23	Penny Toler	1986-87
6.	22	Cindy Brown	1985-86
7.	20	LaTaunya Pollard	1980-81
8.	19	Rhonda Smith	1999-00
	19	Penny Toler	1987-88
10.	18	Melissa Gower	1994-95

GAMES WITH 30+ POINTS

1.	17	LaTaunya Pollard	1982-83
2.	15	Cindy Brown	1986-87
3.	8	Cindy Brown	1985-86
4.	7	Melissa Gower	1994-95
	7	Penny Toler	1987-88
6.	6	LaTaunya Pollard	1981-82
7.	4	LaTaunya Pollard	1980-81
	4	LaTaunya Pollard	1979-80

GAMES WITH 10+ REBOUNDS

1.	22	Cindy Brown	1986-87
2.	20	Melissa Gower	1994-95
3.	18	Kari Parriott	1991-92
	18	Missy Rand	1985-86
	18	Kirsten Cummings	1982-83
6.	16	Jayne Connors	2005-06
	16	Angelique Lee	1989-90
	16	Kirsten Cummings	1984-85
9.	15	Melissa Gower	1993-94
	15	Cindy Brown	1984-85

GAMES WITH 10+ ASSISTS

1.	6	Penny Toler	1986-87
	6	Roslind Boger	1984-85
3.	5	Karina Figueroa	2009-10
4.	4	Akia Hardy	1995-96
5.	3	Tamara Inoue	2001-02
	3	Dana Wilkerson	1990-91
	3	Margaret Mohr	1985-86

DOUBLE-DOUBLES

1.	21	Cindy Brown	1986-87
2.	18	Melissa Gower	1994-95
	18	Cindy Brown	1985-86
4.	17	Cindy Brown	1984-85
5.	16	Angelique Lee	1989-90
	16	Kirsten Cummings	1984-85
7.	15	Melissa Gower	1993-94
	15	Kirsten Cummings	1982-83
9.	13	Kari Parriott	1991-92
10.	11	Aisha Hollans	2004-05
	11	Kirsten Cummings	1983-84

- **Bold** indicates current players.

DEFENSIVE REBOUNDS (Since 1987-88)

1.	207	Angelique Lee	1989-90
2.	194	Melissa Gower	1994-95
3.	174	Jayne Connors	2005-06
4.	173	Jayne Connors	2003-04
	173	Glory Johnson	2002-03
6.	164	Crystal Givens	2001-02
7.	163	Ja'net Davis	1995-96
8.	160	Whitney Fields	2008-09
9.	159	Marsheela Harriston	1992-93
10.	155	Tomika Cantley	1997-98
	155	Kari Parriott	1991-92

TOTAL REBOUNDS

1.	352	Melissa Gower	1994-95
2.	348	Cindy Brown	1986-87
3.	338	Cindy Brown	1985-86
4.	334	Angelique Lee	1989-90
5.	310	Monica Havelka	1975-76
6.	303	Kirsten Cummings	1984-85
7.	301	Bev Groot	1978-79
8.	299	Cindy Brown	1984-85
9.	298	Kirsten Cummings	1982-83
10.	290	Monica Havelka	1977-78
	290	Monica Havelka	1976-77

REBOUNDED AVERAGE

1.	13.0	Melissa Gower	1994-95
2.	12.4	Monica Havelka	1975-76
3.	12.0	Monica Havelka	1976-77
4.	11.5	Kirsten Cummings	1982-83
5.	10.8	Kari Parriott	1991-92
6.	10.7	Monica Havelka	1977-78
7.	10.2	Cindy Brown	1985-86
8.	10.1	Angelique Lee	1989-90
9.	10.0	Danielle Scott	1993-94
	10.0	Cindy Brown	1984-85



Individual Records

40+ POINTS

60	• Cindy Brown vs. San Jose State	2/16/87
48	LaTaunya Pollard vs. Marist	1/16/83
45	LaTaunya Pollard vs. UCLA	1/20/83
42	Cindy Brown vs. UNLV	1/5/87
42	LaTaunya Pollard vs. Arizona State	1/6/83
41	Penny Toler vs. UCLA	12/3/87
40	Melissa Gower vs. New Mexico State	3/2/95
40	Cindy Brown vs. Ohio State	3/21/87

• NCAA Record

FIELD GOALS MADE

20	Cindy Brown vs. San Jose State	2/16/87
20	LaTaunya Pollard vs. Marist	1/16/83
20	LaTaunya Pollard vs. Arizona State	1/6/83
19	Penny Toler vs. UCLA	12/3/87
19	LaTaunya Pollard vs. UCLA	1/20/83

FIELD GOALS ATTEMPTED

38	LaTaunya Pollard vs. Illinois	1/13/82
36	LaTaunya Pollard vs. Old Dominion	1/12/83
32	Cindy Brown vs. San Jose State	2/16/87
29	Seven Times	

FIELD GOAL PCT. (Min. 10 FGA)

1.000	10-10 Kari Parriott vs. San Jose State	2/15/92
.909	10-11 K. Cummings vs. Northwestern	12/21/84
.909	10-11 Bev Groot vs. CS Fullerton	1/30/80
.900	9-10 Tomika Cantley vs. UC Santa Barbara	2/6/98
.900	9-10 Cindy Brown vs. San Diego State	2/21/87

3-POINT FIELD GOALS MADE (Since 1987-88)

7	Lauren Sims at Miami (Fla.)	11/17/09
7	Reta Sula vs. CS Fullerton	1/29/00
7	Reta Sula vs. UC Santa Barbara	2/5/99
6	12x, Last: Ally Wade at UC Davis	2/18/09

3-POINT FIELD GOALS ATTEMPTED

18	Neisha Williams vs. New Mexico State	1/30/93
14	Lauren Sims vs. UC Davis	1/10/09
13	Lauren Sims vs. CS Northridge	1/28/10
13	Reta Sula vs. CS Fullerton	1/29/00
12	4x, Last: Ally Wade at Cal Poly	1/6/07

1.000 3-POINT FG PCT. (Min. 4 FGM)

5-5	Trise Jackson vs. Fresno State	3/11/92
4-4	Sendy Valles vs. UC Irvine	1/22/11
4-4	Crystal McCutcheon at UC Riverside	2/10/05
4-4	Reta Sula vs. New Mexico	3/18/00
4-4	Aimee Perolat vs. Central Conn. State	12/30/96

FREE THROWS MADE

20	Cindy Brown vs. San Jose State	2/16/87
16	Melissa Gower vs. UNLV	3/4/95
15	Brandi Henton vs. Florida A&M	12/19/10
14	Cindy Brown vs. Hawaii	2/5/87
14	LaTaunya Pollard vs. Howard	3/12/82

FREE THROWS ATTEMPTED

22	Cindy Brown vs. San Jose State	2/16/87
20	Melissa Gower vs. Southern Utah	12/5/95
19	Melissa Gower vs. UNLV	3/4/95
19	Danielle Scott vs. Western Michigan	12/27/93
18	3x, Last: Fernanda Santos vs. Pepperdine	12/21/05

1.000 FREE THROW PCT. (Min. 10 FTM)

12-12	Karina Figueroa at UC Davis	2/18/10
12-12	Trise Jackson vs. New Mexico State	2/1/92
11-11	Penny Toler vs. Nebraska	12/9/88
11-11	Angelique Lee vs. San Jose State	1/7/88
11-11	Carol Brandt vs. Oregon	1/3/86
10-10	5x, Last: Karina Figueroa at San Diego	12/13/09

20+ REBOUNDS

26	Angelique Lee vs. USC	2/20/90
25	Kirsten Cummings vs. California	12/7/82
23	Danielle Scott vs. UC Santa Barbara	1/9/94
22	Cindy Brown vs. Louisiana Tech	1/10/86
21	Jayne Connors vs. Pepperdine	12/21/05

ASSISTS

16	Aimee Perolat vs. UC Irvine	1/10/96
15	Penny Toler vs. San Jose State	1/22/87
14	Tamara Inouye at UC Riverside	1/3/02
14	Margaret Mohr vs. Dartmouth	12/14/85
13	3x, Last: Candice Wilson at CS Northridge	1/8/05

BLOCKS

9	Rhonda Smith vs. East Tennessee St.	12/20/98
9	Rhonda Smith vs. Oregon State	12/5/99
8	Ja'net Davis vs. Nevada	2/25/96
8	Lisa Ellis vs. San Jose State	1/22/87
7	6x, Last: Rhonda Smith vs. VCU	11/28/99

STEALS

11	Sarah Davis vs. UC Santa Barbara	1/22/95
11	Cindy Brown vs. Arkansas	12/12/86
10	Kesha Wade vs. San Diego State	12/19/97
10	Shameil Coleman vs. UNLV	3/7/87
9	Six Times	

TRIPLE DOUBLES (P-R-A)

Cindy Brown (37-12-12) vs. Pacific	3/5/87
Roslind Boger (10-10-10) vs. USC	2/16/85
LaTaunya Pollard (33-13-11) vs. Arizona	1/8/83

TRIPLE DOUBLES (P-R-S)

Cindy Brown (28-13-11) vs. Arkansas	12/12/86
-------------------------------------	----------

Team Records

POINTS

149	• San Jose State	2/16/87
123	Pacific	3/5/87
121	Pacific	2/13/86
120	San Jose State	1/22/87
118	3x, Last: UCLA	1/22/85

• NCAA Record

FIELD GOALS MADE

59	San Jose State	2/16/87
52	Pacific	2/13/86
52	San Diego State	2/9/83
52	Cal State Los Angeles	12/9/80
51	Three times	

FIELD GOALS ATTEMPTED

104	Cal State Los Angeles	12/9/80
97	Illinois	1/13/82
96	Fresno State	1/17/87
95	San Diego State	3/6/87
94	2x, Last: San Jose State	1/7/89

FIELD GOAL PCT.

69.9	Pacific	1/24/87
67.6	Illinois State	12/30/83
65.6	San Jose State	2/16/87
65.4	UC Santa Barbara	2/12/87
64.9	UCLA	1/22/85

3-POINT FIELD GOALS MADE (Since 1987-88)

12	at UC Santa Barbara	2/24/11
12	at UC Riverside	3/6/10
12	at UC Santa Barbara	1/14/10
11	UC Santa Barbara	2/13/10
11	at UC Davis	2/18/10
11	at Texas-Pan American	11/22/09
10	3x, last UC Davis	1/10/09

3-POINT FIELD GOALS ATTEMPTED

33	UC Davis	1/10/09
32	at UC Davis	2/18/10
29	Cal State Northridge	1/28/10
28	UC Davis	2/25/10
28	at New Mexico State	11/20/09

3-POINT FIELD GOAL PCT. (Min. 10 3-POINT FGA)

71.4	UC Santa Barbara	2/5/98
70.0	UC Santa Barbara	3/10/01
69.2	at Santa Clara	11/25/07
66.7	Cal State Northridge	1/15/06
63.6	South Alabama	12/4/92

FREE THROWS MADE

36	Southern Utah	12/5/94
33	Iowa	3/26/88
31	California	3/14/90
31	San Jose State	2/16/87
30	Washington	3/24/88

FREE THROWS ATTEMPTED

48	Southern Utah	12/5/94
44	Florida A&M	12/19/10
44	Pepperdine	12/21/05
42	Iowa	3/26/88
42	Howard	3/12/82
41	2x, Last: Kent State	11/23/98

FREE THROW PCT. (Min. 10 FTM)

1.000	Rutgers	1/9/85
1.000	San Diego State	2/11/81
96.7	Cal Poly Pomona	12/6/80
94.7	3x, Last: California	12/21/09

REBOUNDS

72	Illinois	1/13/82
71	Cal State Los Angeles	12/9/80
70	Cal State Fullerton	1/22/99
67	Stanford	11/30/90
66	Oregon	11/19/10

ASSISTS

34	San Diego State	2/10/86
34	UCLA	1/22/85
32	Pacific	3/5/87
32	Pacific	1/24/87
31	Seven Times	

BLOCKS

12	Weber State	11/17/98
12	San Jose State	1/22/87
12	UCLA	2/13/85
12	Stanford	2/2/85
12	Washington	12/8/84

STEALS

33	UC Santa Barbara	1/20/90
31	California	3/6/80
28	Southern Utah	1/20/90
28	Wyoming	12/7/84
26	2x, Last: San Diego State	3/7/86

MARGIN OF VICTORY

80	at San Jose State (149-69)	2/16/87
80	at UC Santa Barbara (105-25)	1/29/87
75	Wyoming (112-37)	12/7/84
71	UC Irvine (114-43)	2/22/90
67	San Jose State (120-53)	1/22/87

MISCELLANEOUS RECORDS

All-Time Overtime Record	20-14
Home	12-3
Road	6-9
Neutral	2-2

100-point games

Long Beach State record when scoring 100 points: 63-0

Date	Opponent	OTs	W/L	Final
3/10/78	UCLA (N)	1	L	78-79
2/24/79	at Cal Poly Pomona	1	L	68-69
2/12/80	San Diego State	1	W	63-61
1/9/82	at Arizona State	2	W	90-89
1/13/82	at Illinois	3	L	91-97
3/1/82	USC	3	W	89-84
12/17/82	at Oregon	1	W	75-74
12/30/82	Wisconsin	2	W	66-62
1/28/83	USC	1	W	74-73
3/22/84	San Diego State (N)	1	W	91-73
3/15/86	Texas Tech	1	W	78-73
1/14/87	Louisiana Tech	1	W	99-95
2/7/87	at Hawaii	1	L	66-67
2/8/92	at Fresno State	1	L	84-86
2/13/92	Pacific	1	L	85-89
1/26/96	Nevada	2	W	95-88
2/16/96	San Jose State	1	W	89-87
2/23/96	at Pacific	2	L	95-98
1/10/97	Cal State Fullerton	1	W	102-94
3/5/97	at Nevada	1	W	79-69
3/3/99	Boise State (N)	1	W	76-74
11/17/01	Syracuse	1	L	70-76
11/24/01	Northern Illinois (N)	1	L	66-73
12/7/02	at Stetson	1	W	71-67
2/7/04	at Pacific	1	L	63-67
2/28/04	at Idaho	1	W	68-66
12/28/04	UC Santa Barbara	1	L	80-85
11/18/05	at TCU	1	L	68-71
12/4/05	San Francisco	1	W	58-52
12/21/05	Pepperdine	2	W	81-75
1/17/09	at Cal State Northridge	1	L	84-88
2/7/09	at Pacific	2	L	92-98
2/20/10	at Pacific	2	W	77-67
2/16/11	UC Riverside	1	W	70-68

Date	Opponent	Score
12/9/77	Arizona	112-54
12/10/77	Arizona State	118-59
12/21/78	Weber State	106-75
1/12/79	Arizona State	100-64
11/29/79	Montana State (N)	101-66
1/11/80	Arizona	110-51
12/9/80	Cal State Los Angeles	118-62
1/2/82	Nebraska	110-71
12/10/82	U.S. International	112-50
1/8/82	Arizona	106-69
1/16/83	at Marist	106-54
2/9/83	San Diego State	112-67
12/2/83	San Francisco	104-65
12/30/84	Illinois State	105-63
2/9/84	at Utah State	111-57
12/7/84	Wyoming	112-37
1/16/85	at San Diego State	105-78
1/22/85	UCLA	118-65
3/16/85	BYU	112-85
12/14/85	Dartmouth	104-46
12/20/85	Oregon State	112-81
2/10/86	at San Diego State	111-77
2/13/86	Pacific	121-86
2/18/86	San Diego State	104-57
2/20/86	UC Santa Barbara	106-56
3/7/86	San Diego State (N)	116-74
12/2/86	Arizona State	106-69
12/15/86	at UCLA	100-65
1/5/87	at UNLV	117-84
1/5/87	at UNLV	117-84
1/10/87	at UC Irvine	104-55
1/17/87	Fresno State	114-70
1/22/87	San Jose State	120-53
1/24/86	Pacific	114-65
1/29/87	at UC Santa Barbara	105-25
2/12/87	UC Santa Barbara	115-50
2/16/87	at San Jose State	•149-69
2/21/87	San Diego State	109-73
2/28/87	Cal State Fullerton	107-63
3/5/87	Pacific	123-65
3/6/87	San Diego State (N)	108-74
3/21/87	Ohio State (N)	102-82
12/3/87	UCLA	103-57
1/16/88	at UNLV	100-74
1/28/88	Pacific	106-52
2/11/88	UC Irvine	101-41
3/5/88	Hawaii	108-77
3/19/88	Colorado	103-64
3/24/88	Washington	104-78
12/10/88	Grambling	108-59
12/17/88	UC Irvine	108-44
12/29/89	Western Kentucky	107-74
1/7/89	at San Jose State	113-72
2/2/89	San Jose State	111-59
2/4/89	Fresno State	116-77
1/20/90	at UC Santa Barbara	107-77
2/17/90	UC Irvine	114-43
2/22/90	Fresno State	104-98
12/4/90	Arizona	106-62
12/7/90	Southern Utah	107-45
1/28/91	at San Jose State	110-56
2/2/91	at New Mexico State	111-81
1/10/97	Cal State Fullerton	102-94 (ot)
12/27/01	St. Francis (NY)	106-58
1/15/05	at Cal State Northridge	102-62

Top Winning Seasons (By Total Victories)

Year	Wins	Losses	Coach
1986-87	33	3	Joan Bonvicini
1988-89	30	5	Joan Bonvicini
1985-86	29	5	Joan Bonvicini
1987-88	28	6	Joan Bonvicini
1984-85	28	3	Joan Bonvicini
1979-80	28	6	Joan Bonvicini
1980-81	27	7	Joan Bonvicini
1989-90	25	9	Joan Bonvicini
1983-84	25	6	Joan Bonvicini
1981-82	24	6	Joan Bonvicini

Top Winning Streaks

Streak	Year	Record	Coach
23	1988-89	30-5	Joan Bonvicini
20	1987-88	28-6	Joan Bonvicini
20	1986-87	33-3	Joan Bonvicini
16	1990-91	24-8	Joan Bonvicini
14	1985-86	29-5	Joan Bonvicini
13	1986-87	33-3	Joan Bonvicini
11	1984-85	28-3	Joan Bonvicini
11	1983-84	25-6	Joan Bonvicini
11	1981-82	24-6	Joan Bonvicini
11	1973-74	13-5	Dr. Frances Schaafsma

Most Wins – 33, 1986-87
 Consecutive Wins – 23, 1988-89
 Most Losses – 23, 2x, last 2010-11
 Consecutive Losses – 8, 2008-09
 Consecutive Home Wins – 29, 1983-86
 Consecutive Home Losses – 12, 3x, last 1997-98
 Consecutive Road Wins – 13, 1988-89
 Consecutive Road Losses – 12, 2006-07

Home Game Attendance Record - The Gold Mine

2,402 vs. Southern California 3/5/85 W 64-61

Home Game Attendance Record - Walter Pyramid

3,004 vs. Cal State Fullerton 1/7/10 L 60-67

• NCAA Record (Points Scored)

(N) - Neutral Site

RECORDS BY CLASS

FRESHMAN

POINTS		
660	LaTaunya Pollard	1979-80
400	Beth Schroeder	1978-79
389	Brandi Henton	2010-11
335	Kirsten Cummings	1981-82
322	Barbara Mosher	1975-76
SCORING AVERAGE		
19.4	LaTaunya Pollard	1979-80
12.9	Barbara Mosher	1975-76
12.5	Brandi Henton	2010-11
12.5	Beth Schroeder	1978-79
12.3	Shannon Smith	1986-87
FIELD GOALS MADE		
295	LaTaunya Pollard	1979-80
170	Beth Schroeder	1978-79
143	Kim Maddox	1977-78
134	Cindy Brown	1983-84
134	Kirsten Cummings	1981-82
FIELD GOAL PCT. (Min. 100 FGM)		
55.4	Cindy Brown	1983-84
52.4	Shannon Smith	1986-87
51.8	LaTaunya Pollard	1979-80
48.4	Beth Schroeder	1978-79
47.9	Kirsten Cummings	1981-82
3-POINT FGs MADE		
41	Brandi Henton	2010-11
28	Ella Clark	2010-11
23	Reta Sula	1997-98
20	Jeannie Saunders	2004-05
15	Lauren Bull	2000-01
3-POINT FG PCT. (Min. 10 FGM)		
41.7	Jeannie Saunders	2004-05
37.0	Nicole Legaux	1996-97
33.8	Lauren Sims	2006-07
31.8	Adelle Walton	2008-09
30.3	Sendy Valles	2010-11
FREE THROWS MADE		
82	Brandi Henton	2010-11
76	Barbara Mosher	1975-76
70	LaTaunya Pollard	1979-80
67	Kirsten Cummings	1981-82
66	Kesha Wade	1996-97
FREE THROW PCT. (Min. 50 FTM)		
74.5	LaTaunya Pollard	1979-80
71.9	Brandi Henton	2010-11
71.0	Barbara Mosher	1975-76
69.6	Sabrina Scudiero	1978-79
68.2	Beth Schroeder	1978-79
OFFENSIVE REBOUNDS (Since 1987-88)		
103	Kesha Wade	1996-97
65	Charel Bailey	1997-98
47	Kellie Bennett	1990-91
41	Sendy Valles	2010-11
41	Danielle Scott	1990-91
DEFENSIVE REBOUNDS (Since 1987-88)		
102	Brandi Henton	2010-11
95	Ella Clark	2010-11
95	Kesha Wade	1996-97
84	Charel Bailey	1997-98
82	Kellie Bennett	1990-91
TOTAL REBOUNDS		
243	Kirsten Cummings	1981-82
229	Shannon Smith	1986-87
223	Barbara Mosher	1975-76
215	Kim Maddox	1977-78
199	Cindy Brown	1983-84
REBOUNDING AVERAGE		
8.9	Barbara Mosher	1975-76
8.6	Kim Maddox	1977-78
8.4	Kirsten Cummings	1981-82
7.3	Kesha Wade	1996-97
6.6	Cindy Brown	1983-84
ASSISTS		
118	Dana Wilkerson	1987-88
116	LaTaunya Pollard	1979-80
91	Beth Schroeder	1978-79
87	Reta Sula	1997-98
83	Adelle Walton	2008-09
83	Sarah Davis	1994-95
BLOCKS		
55	Ella Clark	2010-11
52	LaTaunya Pollard	1979-80
43	Cindy Brown	1983-84
42	Shannon Smith	1986-87
38	Kirsten Cummings	1981-82
STEALS		
84	Kesha Wade	1996-97
73	Sarah Davis	1994-95
72	Beth Schroeder	1978-79
69	LaTaunya Pollard	1979-80
64	Dana Wilkerson	1987-88

SOPHOMORE

POINTS		
787	Penny Toler	1986-87
733	LaTaunya Pollard	1980-81
599	Cindy Brown	1984-85
526	Karina Figueroa	2006-07
504	Bev Groot	1978-79
SCORING AVERAGE		
21.9	Penny Toler	1986-87
21.6	LaTaunya Pollard	1980-81
20.0	Cindy Brown	1984-85
16.4	Karina Figueroa	2006-07
16.3	Kirsten Cummings	1982-83
FIELD GOALS MADE		
350	Penny Toler	1986-87
325	LaTaunya Pollard	1980-81
228	Cindy Brown	1984-85
199	Bev Groot	1978-79
197	Kim Maddox	1978-79
FIELD GOAL PCT. (Min. 100 FGM)		
64.0	Bev Groot	1978-79
58.9	Cindy Brown	1984-85
54.5	Penny Toler	1986-87
54.0	LaTaunya Pollard	1980-81
53.7	Shannon Smith	1987-88
3-POINT FGs MADE		
48	Reta Sula	1998-99
36	Jeannie Saunders	2005-06
35	Karina Figueroa	2006-07
34	Ally Wade	2007-08
32	Lauren Bull	2001-02
3-POINT FG PCT. (Min. 10 FGM)		
39.3	Reta Sula	1998-99
37.3	Trise Jackson	1989-90
37.1	Jeannie Saunders	2005-06
34.4	LaTorya Barbee	2008-09
34.1	Crystal McCutcheon	2003-04
FREE THROWS MADE		
143	Cindy Brown	1984-85
117	Karina Figueroa	2006-07
106	Bev Groot	1978-79
87	Penny Toler	1986-87
83	LaTaunya Pollard	1980-81
FREE THROW PCT. (Min. 50 FTM)		
81.3	Karina Figueroa	2006-07
78.6	Trise Jackson	1989-90
77.0	Penny Toler	1986-87
76.9	Beth Schroeder	1979-80
76.7	Kari Parriott	1989-90
OFFENSIVE REBOUNDS (Since 1987-88)		
111	Shannon Smith	1987-88
93	Kari Parriott	1989-90
89	Melissa Gower	1992-93
81	Angeliqe Lee	1987-88
80	Penny Moore	1988-89
DEFENSIVE REBOUNDS (Since 1987-88)		
173	Jayne Connors	2003-04
141	Danielle Scott	1987-88
134	Shannon Smith	1987-88
118	Tomika Cantley	1996-97
113	Kaiti O'Brien	2006-07
TOTAL REBOUNDS		
310	Monica Havelka	1975-76
301	Bev Groot	1978-79
299	Cindy Brown	1984-85
298	Kirsten Cummings	1982-83
245	Shannon Smith	1987-88
REBOUNDING AVERAGE		
12.4	Monica Havelka	1975-76
11.5	Kirsten Cummings	1982-83
10.0	Cindy Brown	1984-85
9.4	Bev Groot	1978-79
7.9	Kim Maddox	1978-79
ASSISTS		
237	Penny Toler	1986-87
170	Reta Sula	1998-99
146	Trise Jackson	1989-90
134	Beth Schroeder	1979-80
127	Candice Wilson	2002-03
BLOCKS		
85	Beth Schroeder	1979-80
84	Cindy Brown	1984-85
61	Bev Groot	1978-79
45	Kirsten Cummings	1982-83
44	Sabrina Scudiero	1979-80
STEALS		
85	Kesha Wade	1997-98
83	Trise Jackson	1989-90
82	Cindy Brown	1984-85
78	Penny Toler	1986-87
73	Faye Paige	1982-83

JUNIOR

POINTS		
805	Cindy Brown	1985-86
701	LaTaunya Pollard	1981-82
675	Penny Toler	1987-88
582	Kim Maddox	1979-80
530	Dana Wilkerson	1989-90
SCORING AVERAGE		
24.4	Cindy Brown	1985-86
24.2	LaTaunya Pollard	1981-82
22.5	Penny Toler	1987-88
17.9	Danielle Scott	1993-94
17.7	Kirsten Cummings	1983-84
FIELD GOALS MADE		
324	Cindy Brown	1985-86
292	LaTaunya Pollard	1981-82
290	Penny Toler	1987-88
256	Kim Maddox	1979-80
208	Dana Wilkerson	1989-90
FIELD GOAL PCT. (Min. 100 FGM)		
61.2	Bev Groot	1979-80
59.6	Cindy Brown	1985-86
54.5	Glory Johnson	2001-02
54.1	LaTaunya Pollard	1981-82
54.0	Carol Brandt	1985-86
3-POINT FGs MADE		
66	Reta Sula	1999-00
60	Neisha Williams	1992-93
45	Lauren Sims	2008-09
40	Crystal McCutcheon	2004-05
38	Jinga Gosschalk	2001-02
3-POINT FG PCT. (Min. 10 FGM)		
47.1	Crystal McCutcheon	2004-05
43.8	Reta Sula	1999-00
43.6	Vjera Kaludjerovich	1989-90
40.4	Jinga Gosschalk	2001-02
38.7	Traci Waites	1987-88
FREE THROWS MADE		
157	Cindy Brown	1985-86
119	Carol Brandt	1985-86
117	LaTaunya Pollard	1981-82
106	Dana Wilkerson	1989-90
95	Melissa Gower	1993-94
FREE THROW PCT. (Min. 50 FTM)		
81.8	Beth Schroeder	1980-81
80.5	Trise Jackson	1990-91
78.8	Karina Figueroa	2007-08
78.4	Reta Sula	1999-00
78.3	Penny Toler	1987-88
OFFENSIVE REBOUNDS (Since 1987-88)		
131	Melissa Gower	1993-94
115	Penny Moore	1989-90
106	Kim Barfield	1994-95
97	Chenise Butler	1992-93
92	Charel Bailey	1999-00
DEFENSIVE REBOUNDS (Since 1987-88)		
160	Whitney Fields	2008-09
155	Tomika Cantley	1997-98
145	Kari Parriott	1990-91
142	Jayne Connors	2004-05
142	Danielle Scott	1993-94
TOTAL REBOUNDS		
338	Cindy Brown	1985-86
270	Melissa Gower	1993-94
267	Nina Leonard	1982-83
251	Whitney Fields	2008-09
250	Penny Moore	1989-90
REBOUNDING AVERAGE		
10.2	Cindy Brown	1985-86
10.0	Danielle Scott	1993-94
9.6	Melissa Gower	1993-94
9.2	Tomika Cantley	1997-98
8.9	Barbara Mosher	1975-76
ASSISTS		
160	Penny Toler	1987-88
143	Rosind Boger	1983-84
140	Reta Sula	1999-00
138	Trise Jackson	1990-91
138	Kim Maddox	1979-80
BLOCKS		
118	Rhonda Smith	1998-99
99	Cindy Brown	1985-86
53	Janet Davis	1983-84
43	Ja'net Davis	1994-95
34	Bev Groot	1979-80
STEALS		
121	Cindy Brown	1985-86
84	Trise Jackson	1990-91
84	Kim Maddox	1979-80
81	Shameil Coleman	1987-88
75	Ekuah Ramsey	2000-01

SENIOR

POINTS		
974	Cindy Brown	1986-87
907	LaTaunya Pollard	1982-83
731	Penny Toler	1988-89
675	Rhonda Smith	1999-00
637	Melissa Gower	1994-95
SCORING AVERAGE		
29.3	LaTaunya Pollard	1982-83
27.8	Cindy Brown	1986-87
23.6	Melissa Gower	1994-95
21.1	Rhonda Smith	1999-00
20.9	Penny Toler	1988-89
FIELD GOALS MADE		
376	LaTaunya Pollard	1982-83
362	Cindy Brown	1986-87
293	Penny Toler	1988-89
270	Rhonda Smith	1999-00
235	Melissa Gower	1994-95
FIELD GOAL PCT. (Min. 100 FGM)		
61.4	Lynne Stith	1977-78
57.9	Cindy Brown	1986-87
56.2	Jackie Moore	2000-01
56.0	Kirsten Cummings	1984-85
54.4	Rhonda Smith	1999-00
3-POINT FGs MADE		
68	Lauren Sims	2009-10
63	Crystal McCutcheon	2005-06
63	Reta Sula	2000-01
51	Ally Wade	2009-10
45	Trise Jackson	1992-93
3-POINT FG PCT. (Min. 10 FGM)		
40.5	Trise Jackson	1991-92
38.9	Lauren Sims	2009-10
37.7	Karina Figueroa	2009-10
37.5	Crystal McCutcheon	2005-06
37.5	Reta Sula	2000-01
FREE THROWS MADE		
250	Cindy Brown	1986-87
167	Melissa Gower	1994-95
155	LaTaunya Pollard	1982-83
150	Karina Figueroa	2009-10
147	Jackie Moore	2000-01
FREE THROW PCT. (Min. 50 FTM)		
87.9	Petra Glaser	2004-05
84.5	Reta Sula	2000-01
83.3	Crystal McCutcheon	2005-06
81.9	Penny Toler	1988-89
80.2	Glory Johnson	2002-03
OFFENSIVE REBOUNDS (Since 1987-88)		
158	Melissa Gower	1994-95
147	Jackie Moore	2000-01
127	Angeliqe Lee	1989-90
118	Kari Parriott	1991-92
107	Kim Barfield	1995-96
DEFENSIVE REBOUNDS (Since 1987-88)		
266	Glory Johnson	2002-03
207	Angeliqe Lee	1989-90
194	Melissa Gower	1994-95
174	Jayne Connors	2005-06
163	Ja'net Davis	1995-96
TOTAL REBOUNDS		
352	Melissa Gower	1994-95
348	Cindy Brown	1986-87
336	Kari Parriott	1991-92
334	Angeliqe Lee	1989-90
303	Kirsten Cummings	1984-85
REBOUNDING AVERAGE		
13.0	Melissa Gower	1994-95
10.8	Kim Parriott	1991-92
10.7	Monica Havelka	1977-78
10.1	Angeliqe Lee	1989-90
10.0	Danielle Scott	1993-94
ASSISTS		
191	Dana Wilkerson	1990-91
173	Kim Maddox	1980-81
171	Akia Hardy	1995-96
170	Tamara Inoues	2001-02
166	Karina Figueroa	2009-10
BLOCKS		
111	Rhonda Smith	1999-00
96	Ja'net Davis	1995-96
92	Cindy Brown	1986-87
54	Crystal Givens	2001-02
46	LaTaunya Pollard	1982-83
STEALS		
144	Cindy Brown	1986-87
112	Traci Waites	1988-89
96	Trise Jackson	1991-92
83	Dana Wilkerson	1990-91
79	Penny Toler	1988-89

ALL-TIME COACHING LEDGER

Year	W-L	Pct.	Conference	W-L	Finish	Head Coach
1962-63	4-0	1.000	SCWIAC	N/A	N/A	Dr. Frances Schaafsma
1963-64	7-0	1.000	SCWIAC	N/A	N/A	Dr. Frances Schaafsma
1964-65	7-0	1.000	SCWIAC	N/A	N/A	Dr. Frances Schaafsma
1965-66	8-2	.800	ECCSCC	6-2	T-1st	Dr. Frances Schaafsma
1966-67	8-4	.667	ECCSCC	6-2	T-1st	Dr. Frances Schaafsma
1967-68	13-2	.867	ECCSCC	10-1	T-1st	Dr. Frances Schaafsma
1968-69	10-3	.769	ECCSCC	8-2	1st	Dr. Frances Schaafsma
1969-70	13-2	.867	ECCSCC	10-0	1st	Dr. Frances Schaafsma
1970-71	9-5	.643	ECCSCC	4-1	1st	Dr. Frances Schaafsma
1971-72	13-6	.684	SCWIAC	6-0	1st	Dr. Frances Schaafsma
1972-73	13-5	.722	SCWIAC	6-0	1st	Dr. Frances Schaafsma
1973-74	13-5	.722	SCWIAC	8-0	1st	Dr. Frances Schaafsma
1974-75	16-5	.762	SCWIAC	9-1	1st	Dr. Frances Schaafsma
1975-76	18-7	.720	SCWIAC	9-4	1st	Dr. Frances Schaafsma
1976-77	14-10	.583	Western Collegiate	5-3	3rd	Dr. Frances Schaafsma
1977-78	18-9	.667	Western Collegiate	4-4	3rd	Dr. Frances Schaafsma
1978-79	24-8	.750	Western Collegiate	6-2	2nd	Dr. Frances Schaafsma
17 Years	208-73	.740		97-22		

• Dr. Frances Schaafsma
17 Years: 208-73



1979-80	28-6	.824	Western Collegiate	12-0	1st	Joan Bonvicini
1980-81	27-7	.794	Western Collegiate	10-2	1st	Joan Bonvicini
1981-82	24-6	.800	Western Collegiate	11-1	1st	Joan Bonvicini
1982-83	24-7	.774	Western Collegiate	12-2	2nd	Joan Bonvicini
1983-84	25-6	.806	Western Collegiate	13-1	T-1st	Joan Bonvicini
1984-85	28-3	.903	Western Collegiate	13-1	1st	Joan Bonvicini
1985-86	29-5	.853	Pacific Coast	14-0	1st	Joan Bonvicini
1986-87	33-3	.917	Pacific Coast	17-1	1st	Joan Bonvicini
1987-88	28-6	.824	Pacific Coast	18-0	1st	Joan Bonvicini
1988-89	30-5	.857	Big West	18-0	1st	Joan Bonvicini
1989-90	25-9	.735	Big West	14-4	3rd	Joan Bonvicini
1990-91	24-8	.750	Big West	15-3	T-1st	Joan Bonvicini
12 Years	325-71	.821		167-15		

• Joan Bonvicini
12 Years: 325-71



1991-92	21-10	.677	Big West	13-5	2nd	Glenn McDonald
1992-93	9-17	.346	Big West	8-10	6th	Glenn McDonald
1993-94	11-17	.393	Big West	9-9	7th	Glenn McDonald
1994-95	13-14	.481	Big West	10-8	T-5th	Glenn McDonald
4 Years	54-58	.482		40-32		

• Glenn McDonald
4 Years: 54-58



1995-96	15-13	.536	Big West	10-8	T-5th	Dallas Bolla
1996-97	11-17	.392	Big West	7-8	4th	Dallas Bolla
1997-98	7-19	.269	Big West	4-11	5th	Dallas Bolla
1998-99	18-11	.621	Big West	10-5	2nd	Dallas Bolla
1999-00	22-11	.667	Big West	12-3	2nd	Dallas Bolla
2000-01	17-13	.567	Big West	10-4	2nd	Dallas Bolla
2001-02	16-13	.551	Big West	11-5	4th	Dallas Bolla
2002-03	14-15	.483	Big West	10-6	3rd	Dallas Bolla
8 Years	120-112	.517		74-50		

• Dallas Bolla
8 Years: 120-112



2003-04	14-16	.467	Big West	8-10	5th	Mary Hegarty
2004-05	19-9	.679	Big West	13-5	2nd	Mary Hegarty
2005-06	18-10	.643	Big West	10-4	T-1st	Mary Hegarty
2006-07	9-23	.281	Big West	4-10	T-6th	Mary Hegarty
2007-08	9-20	.310	Big West	7-9	7th	Mary Hegarty
2008-09	8-21	.276	Big West	4-12	T-7th	Mary Hegarty
6 Years	77-99	.438		46-50		

• Mary Hegarty
6 Years: 77-99



2009-10	13-17	.433	Big West	9-7	T4th	Jody Wynn
2010-11	8-23	.258	Big West	6-10	6th	Jody Wynn
2 Years	21-40	.344		15-17		

• Jody Wynn
2 Years: 21-40



49 Years **805-453** **.640** **22 Conference Titles** **448-193 (.699)**

ECCSCC - Extramural Coordinating Council of Southern California Colleges
SCWIAC - Southern California Women's Intercollegiate Athletic Conference

Visiting Team Records

POINTS		3-POINT FIELD GOAL PCT. (Min. 10 att.)		REBOUNDS	
97	Arizona 12/1/96	73.3	Loyola Marymount 12/17/05	58	UNLV 11/23/97
96	Cal State Fullerton 2/22/98	63.6	San Diego State 12/10/96	57	Arizona 12/1/96
94	Cal State Fullerton 1/10/97	60.0	UC Santa Barbara 3/7/09	56	UC Santa Barbara 3/3/96
		60.0	Portland State 12/1/08	56	Nevada 1/26/96
FIELD GOALS MADE		FREE THROWS MADE		FOULS	
38	Arizona 12/1/96	28	UC Santa Barbara 2/4/01	32	Pepperdine 12/21/05
37	Detroit-Mercy (vs. ETSU) 12/21/98	27	Nevada 2/12/95	32	Cal State Northridge 11/26/96
36	Pacific 2/10/95	26	UC Santa Barbara 1/22/95	31	Cal State Fullerton 1/10/97
FIELD GOALS ATTEMPTED		FREE THROWS ATTEMPTED		ASSISTS	
95	Oregon 11/19/10	40	UC Santa Barbara 1/22/95	27	Pacific 2/27/10
89	Cal State Fullerton 1/31/95	38	Nevada 1/26/96	26	UC Santa Barbara 3/2/97
80	Pepperdine 12/21/05	38	Nevada 2/12/95	25	Pacific 2/15/02
FIELD GOAL PCT.		FREE THROW PCT.		TURNOVERS	
58.1	Cal State Fullerton 1/10/97	1.000	UC Santa Barbara 1/3/08	40	Idaho 1/13/02
56.0	Pacific 2/27/10	1.000	Fairfield 12/30/06	38	Cal State Fullerton 1/10/97
54.9	Portland State 12/1/08	1.000	Idaho 2/26/05	37	Cal State Northridge 1/18/95
3-POINT FIELD GOALS MADE		FREE THROW PCT.		BLOCKS	
13	Loyola Marymount 11/16/09	1.000	UC Davis 1/22/05	12	UC Riverside 2/16/07
13	California 12/1/95	1.000	Wichita State 12/20/00	10	Arizona 12/9/07
12	Cal State Bakersfield 1/23/10	STEALS		9	Pacific 2/15/02
12	Pacific 2/28/98	25	Detroit-Mercy (vs. ETSU) 12/21/98	9	San Diego State 12/10/96
3-POINT FIELD GOALS ATTEMPTED		23	Seattle 2/4/11		
28	Florida A&M 12/19/10	22	San Diego State 12/10/96		
28	Loyola Marymount 11/16/09				
28	South Dakota State 12/30/05				
27	Oregon 11/19/10				
27	Cal State Bakersfield 1/23/10				

Visiting Individual Records

POINTS		FREE THROWS ATTEMPTED	
43	Eden Palacio - Pacific 2/28/98	14	Keisha Moore - Idaho 1/15/02
39	Emily Faurholt - Idaho 2/26/05	14	Erin Buescher - UC Santa Barbara 2/13/00
		14	Yvette Barrios- Boise State 2/4/00
FIELD GOALS MADE		FREE THROW PCT. (Min. 10 FTA)	
16	Koko Lahanas - Cal State Fullerton 1/31/95	1.000	Lindsay Taylor - UC Santa Barbara 2/1/03
14	Eden Palacio - Pacific 2/28/98	1.000	Julie McBride- Syracuse 11/14/01
FIELD GOALS ATTEMPTED		REBOUNDS	
34	Koko Lahanas - Cal State Fullerton 1/31/95	23	Angaleta Dye - UNLV 11/23/97
24	Shawna Franceschini - Nevada 1/26/96	20	Leticia Oseguera - UC Irvine 2/4/96
24	Sequoia Holmes - UNLV 11/9/07	ASSISTS	
FIELD GOAL PCT. (Min. 10 FGA)		11	Andrea Thieme - Cal State Fullerton 1/10/97
90.0	Jackie Bucher - Cal State Fullerton 1/10/97	11	Gwynn Hobbs - UNLV 3/4/95
81.8	Katie Holloway - Cal State Northridge 2/23/08	BLOCKS	
3-POINT FIELD GOALS MADE		6	Atiya Williams - San Diego State 12/10/96
9	Eden Palacio - Pacific 2/28/98	5	Ashley Biggins - UC Irvine 1/19/05
3-POINT FIELD GOALS ATTEMPTED		5	Alyssa Frederick - San Diego State 12/19/97
12	Lisa Vaillancourt - Cal State Northridge 11/26/96	5	Annette Robinson - New Mexico State 1/31/97
3-POINT FIELD GOAL PCT. (Min. 5 3-POINT FGA)		STEALS	
87.5	Amanda Patton - Loyola Marymount 12/17/05	10	Toni Russell - San Francisco 1/2/03
FREE THROWS MADE		9	Michelle James - Detroit-Mercy (vs. ETSU) 12/21/98
11	5x, Last: Lindsay Taylor, UC Santa Barbara 2/1/03		

49er All-Time Series Records in Walter Pyramid

Arizona..... 0-2	Florida..... 0-1	New Mexico State..... 3-3	Sacramento State..... 1-0	UC Irvine..... 12-5
Army..... 0-1	Florida A&M..... 1-0	New Orleans..... 1-0	San Diego..... 3-2	UCLA..... 0-1
Belmont..... 0-1	Fresno State..... 1-3	North Carolina State..... 0-1	San Diego State..... 0-3	UC Riverside..... 5-5
Boise State..... 2-1	Georgia..... 0-1	North Texas..... 2-0	San Francisco..... 2-1	UC Santa Barbara..... 2-15
BYU..... 0-1	Hawaii..... 1-0	Northern Arizona..... 1-0	San Jose State..... 2-0	UNLV..... 1-3
California..... 1-1	Houston..... 1-0	Northwestern..... 1-0	Santa Clara..... 0-1	USC..... 3-2
Cal Poly..... 11-5	Idaho..... 7-1	Oklahoma State..... 1-0	Seattle..... 0-1	Utah..... 0-1
Cal State Bakersfield..... 0-2	Indiana..... 0-1	Oregon..... 0-2	South Dakota State..... 1-0	Utah State..... 1-0
Cal State Fullerton..... 12-5	Loyola Marymount..... 1-4	Oregon State..... 1-0	Southern..... 1-0	Virginia Commonwealth.. 1-0
Cal State Northridge..... 8-4	Mercer..... 1-0	Pacific..... 12-5	St. Francis (NY)..... 1-0	Washington State..... 1-0
Centenary..... 1-0	Montana..... 1-0	Pepperdine..... 1-1	Syracuse..... 0-1	Weber State..... 1-0
East Tennessee State..... 1-0	Montana State..... 0-1	Portland State..... 0-2	Tennessee-Martin..... 1-0	Wichita State..... 1-0
Eastern Washington..... 1-0	Nebraska..... 0-1	Prairie View A&M..... 1-0	Texas Pan American..... 1-0	
Fairfield..... 2-0	Nevada..... 2-2	Richmond..... 1-0	UC Davis..... 4-3	

Miscellaneous Conference Tournament Records

Record by Year

Year	W-L
1986	2-1
1987	3-0
1988	3-0
1989	3-0
1990	2-1
1991	3-0
1992	2-1
1993	0-1
1994	1-1
1995	0-1
1996	0-1
1997	1-1
1999	2-1
2000	2-1
2001	2-1
2002	1-1
2003	1-1
2004	2-1
2005	0-1
2006	0-1
2007	2-1
2008	0-1
2010	0-1
2011	0-1
Total	32-20

OT Games **2-0**
 3/5/97 Nevada W, 79-69
 3/3/99 Boise State W, 76-74

LBSU vs. Big West Conference

UC Riverside	0-3
UC Irvine	2-2
UC Santa Barbara	3-8
Cal Poly	5-0
Cal State Fullerton	2-1
Idaho	1-1
Pacific	3-2
Utah State	1-0

vs. Current **17-17**
vs. Former **15-3**

Largest Margin of Victory

58 Pacific, 3/5/87 (123-65)
42 San Diego State, 3/7/86 (116-74)
41 UNLV, 3/7/87 (98-57)

Largest Margin of Defeat

28 UC Santa Barbara, 3/10/93 (46-74)
27 UNLV, 3/9/94 (81-108)
27 UC Santa Barbara, 3/6/99 (67-94)

LBSU by Round

Qualifying	3-1
Quarterfinal	15-6
Semifinal	10-7
Final	4-6

Conference Tournament - 49er Team Records

POINTS		3-POINT FIELD GOAL PCT.		FOULS	
123 Pacific	3/5/87	70.0 UC Santa Barbara	3/10/01	31 UNLV	3/8/86
116 San Diego State	3/7/86	50.0 Pacific	3/10/90	27 Cal Poly	3/9/01
108 San Diego State	3/6/87	45.0 UC Irvine	3/7/07	27 Boise State	3/3/99
				27 Nevada	3/5/97
FIELD GOALS MADE		FREE THROWS MADE		ASSISTS	
51 Pacific	3/5/86	27 Nevada	3/5/97	32 Pacific	3/5/87
48 San Diego State	3/7/87	26 Hawaii	3/6/91	30 San Diego State	3/7/86
47 San Diego State	3/6/87	25 Nevada	3/10/00	28 Cal Poly	3/9/01
FIELD GOALS ATTEMPTED		FREE THROWS ATTEMPTED		TURNOVERS	
95 San Diego State	3/6/87	44 Nevada	3/5/97	39 UC Santa Barbara	3/10/93
88 New Mexico State	3/12/92	38 North Texas	3/5/99	29 UC Santa Barbara	3/6/99
86 UC Santa Barbara	3/6/86	35 Four Times		28 UC Santa Barbara	3/10/01
				28 Hawaii	3/6/91
FIELD GOAL PCT.		FREE THROW PCT.		BLOCKS	
63.0 Pacific	3/5/87	85.7 UNLV	3/11/90	12 UC Santa Barbara	3/10/93
57.9 San Diego State	3/7/86	85.0 UNLV	3/11/89	10 Cal Poly	3/8/07
54.4 Cal Poly	3/9/01	84.0 Pacific	3/5/87	9 UNLV	3/8/86
3-POINT FIELD GOALS MADE		REBOUNDS		STEALS	
9 UC Irvine	3/7/07	65 New Mexico State	3/12/92	26 San Diego State	3/7/86
8 UC Riverside	3/8/11	62 Nevada	3/5/97	24 UNLV	3/11/89
7 UC Santa Barbara	3/10/01	61 Hawaii	3/6/91	24 UC Santa Barbara	3/6/86
3-POINT FIELD GOALS ATT.					
26 UC Riverside	3/8/11				
23 UC Riverside	3/9/07				
20 UC Irvine	3/7/07				

Conference Tournament - 49er Individual Records

POINTS		FREE THROWS MADE	
37 Cindy Brown vs. Pacific	3/5/87	13 Cindy Brown vs. UNLV	3/7/87
33 Cindy Brown vs. UNLV	3/7/87	9 Penny Toler vs. CS Fullerton	3/10/89
30 Ekuah Ramsey vs. Idaho	3/7/01	9 Cindy Brown vs. Pacific	3/5/87
30 Penny Toler vs. UC Irvine	3/8/89		
30 Cindy Brown vs. UNLV	3/8/86		
FIELD GOALS MADE		FREE THROWS ATTEMPTED	
14 Ekuah Ramsey vs. Idaho	3/7/01	17 Cindy Brown vs. UNLV	3/7/87
14 Cindy Brown vs. Pacific	3/5/87	14 Carol Brandt vs. UNLV	3/8/86
13 Penny Toler vs. UC Irvine	3/8/89	13 Danielle Scott vs. Fresno State	3/11/92
13 Penny Toler vs. Pacific	3/5/87		
FIELD GOALS ATTEMPTED		FREE THROWS PCT. (Min. 7 FTA)	
26 Traci Waites vs. UNLV	3/11/89	1.000 Angelique Lee vs. UC Santa Barbara	3/8/90
24 Angelique Lee vs. UC Santa Barbara	3/8/90	90.0 Penny Toler vs. CS Fullerton	3/10/89
23 Karina Figueroa vs. UC Santa Barbara	3/11/10	87.5 Cindy Brown vs. San Diego State	3/6/87
22 4x, Last Crystal McCutcheon vs. UC Riverside	3/10/06		
FIELD GOAL PCT. (Min. 10 FGA)		REBOUNDS	
84.6 Cindy Brown vs. San Diego State	3/7/86	20 Angelique Lee vs. UC Santa Barbara	3/8/90
81.8 Angelique Lee vs. Pacific	3/10/88	18 Danielle Scott vs. New Mexico State	3/12/92
78.5 Traci Waites vs. UNLV	3/12/88	17 Marsheela Harriston vs. UC Santa Barbara	3/10/93
3-POINT FIELD GOALS MADE		ASSISTS	
6 Reta Sula vs. UC Santa Barbara	3/10/01	12 Chelsea Cooper vs. Nevada	3/10/00
5 Trise Jackson vs. Fresno State	3/11/92	12 Akia Hardy vs. Pacific	3/7/96
4 Jinga Gosschalk vs. Cal Poly	3/12/03	12 Cindy Brown vs. Pacific	3/5/87
3-POINT FIELD GOALS ATTEMPTED		BLOCKS	
11 Ally Wade vs. UC Riverside	3/9/07	5 Glory Johnson vs. Pacific	3/13/03
10 Crystal McCutcheon vs. UC Riverside	3/10/06	5 Ja'net Davis vs. UC Irvine	3/8/95
7 8x, Last: Ella Clark vs. UC Riverside	3/8/11	5 Charon Johnson vs. UC Santa Barbara	3/10/93
3-POINT FIELD GOAL PCT. (Min. 5 3-POINT FGA)		STEALS	
1.000 Trise Jackson vs. Fresno State	3/11/92	10 Shameil Coleman vs. UNLV	3/7/87
85.7 Reta Sula vs. UC Santa Barbara	3/10/01	9 Dana Wilkerson vs. Hawaii	3/6/91
60.0 Courtney Jacob vs. UC Irvine	3/7/07	9 Cindy Brown vs. San Diego State	3/6/87

NCAA Tournament - 49er Team Records

POINTS			3-POINT FIELD GOALS ATTEMPTED			REBOUNDS		
112	BYU	3/16/85	21	Stephen F. Austin	3/17/90	58	Howard	3/12/82
104	Washington	3/24/88	16	Creighton	3/18/92	54	BYU	3/16/85
103	Colorado	3/19/88	13	Tennessee	3/25/89	54	San Diego State	3/22/84
FIELD GOALS MADE			3-POINT FIELD GOAL PCT.			FOULS		
47	BYU	3/16/85	44.4	St. Joseph's	3/19/89	33	Tennessee	3/25/89
45	Oregon State	3/21/87	37.5	Creighton	3/18/92	27	Drake	3/19/82
43	Colorado	3/19/88	37.5	Georgia	3/21/91	26	Washington	3/24/86
FIELD GOALS ATTEMPTED			FREE THROWS MADE			ASSISTS		
84	BYU	3/16/85	33	Iowa	3/26/88	29	Howard	3/12/82
82	Oregon State	3/21/87	31	California	3/14/90	27	BYU	3/16/85
75	Colorado	3/19/88	30	Washington	3/24/88	25	Texas Tech	3/15/86
FIELD GOAL PCT.			FREE THROWS ATTEMPTED			TURNOVERS		
60.4	USC	3/21/85	42	Iowa	3/26/88	30	USC	3/21/85
60.3	USC	3/16/91	42	Howard	3/12/82	28	Stephen F. Austin	3/17/90
60.0	Mississippi	3/19/87	40	California	3/14/90	25	Texas Tech	3/15/86
3-POINT FIELD GOALS MADE			FREE THROW PCT.			BLOCKS		
6	Creighton	3/18/92	94.1	Colorado	3/19/88	10	Colorado	3/19/88
4	Stephen F. Austin	3/17/90	85.7	Georgia	3/21/91	9	BYU	3/16/85
4	Tennessee	3/25/89	85.7	Tennessee	3/25/89	9	San Diego State	3/22/84
4	St. Joseph's	3/19/89				STEALS		
						15	Ohio State	3/21/87
						14	USC	3/16/91
						14	Colorado	3/10/88

NCAA Tournament - 49er Individual Records

POINTS			FREE THROWS MADE		
40	Cindy Brown - Ohio State	3/21/87	14	LaTaunya Pollard - Howard	3/2/82
40	LaTaunya Pollard - Howard	3/12/82	10	Cindy Brown - Ohio State	3/21/87
37	LaTaunya Pollard - USC	3/26/83	9	LaTaunya Pollard - USC	3/26/83
FIELD GOALS MADE			FREE THROWS ATTEMPTED		
15	Cindy Brown - Ohio State	3/21/87	18	LaTaunya Pollard - Howard	3/12/82
15	LaTaunya Pollard - Drake	3/19/82	13	Cindy Brown - Tennessee	3/27/87
14	LaTaunya Pollard - USC	3/26/83	13	LaTaunya Pollard - USC	3/26/83
14	LaTaunya Pollard - Oregon State	3/24/83	FREE THROW PCT. (Min. 7 FTA)		
FIELD GOALS ATTEMPTED			1.000	Trise Jackson - Georgia	3/21/91
26	Penny Toler - Washington	3/14/87	1.000	Cheryl Dowell - Washington	3/24/88
26	Cindy Brown - Ohio State	3/21/87	1.000	Margaret Mohr - San Diego State	3/22/84
25	Penny Toler - Tennessee	3/27/87	REBOUNDS		
FIELD GOAL PCT. (Min. 10 FGA)			18	Cindy Brown - Tennessee	3/27/87
76.4	Cindy Brown - Mississippi	3/19/87	18	Kirsten Cummings - Oregon State	3/24/83
71.4	Kirsten Cummings - USC	3/21/85	16	Carol Brandt - BYU	3/16/85
70.0	Cheryl Dowell - Tennessee	3/25/89	ASSISTS		
70.0	Cheryl Dowell - St. Joseph's	3/19/89	11	Beth Schroeder - Howard	3/12/82
3-POINT FIELD GOALS MADE			10	Roslind Boger - BYU	3/16/85
5	Trise Jackson - Creighton	3/18/92	9	Penny Toler - Mississippi	3/19/87
3	Traci Waites - St. Joseph's	3/19/89	BLOCKS		
2	Penny Moore - Stephen F. Austin	3/17/90	6	Faye Paige - Oregon State	3/24/83
2	Traci Waites - Tennessee	3/25/89	5	Cindy Brown - Texas Tech	3/15/86
3-POINT FIELD GOALS ATTEMPTED			5	Janet Davis - BYU	3/16/85
7	Trise Jackson - Creighton	3/18/92	5	Cindy Brown - San Diego State	3/22/84
7	Traci Waites - Tennessee	3/25/89	STEALS		
6	Traci Waites - St. Joseph's	3/19/89	6	Trise Jackson - Creighton	3/18/92
3-POINT FIELD GOAL PCT. (Min. 5 3-POINT FGA)			6	Dana Wilkerson - USC	3/16/91
71.4	Trise Jackson - Creighton	3/18/92	6	Roslind Boger - BYU	3/16/85
50.0	Traci Waites - St. Joseph's	3/19/89			
40.0	Penny Moore - Stephen F. Austin	3/7/90			

Miscellaneous NCAA Records

Record by Year

Year	W-L
1982.....	1-1
1983.....	2-1
1984.....	2-1
1985.....	2-1
1986.....	1-1
1987.....	3-1
1988.....	3-1
1989.....	2-1
1990.....	1-1
1991.....	1-1
1992.....	0-1
Totals	18-11

OT Game Record **2-0**

3/22/84	San Diego State	W, 91-73
3/15/86	Texas Tech	W, 78-73

LBSU vs. NCAA Opponents

Auburn.....	0-1
BYU.....	1-0
California.....	1-0
Colorado.....	1-0
Creighton.....	0-1
Drake.....	0-1
Georgia.....	0-2
Howard.....	1-0
Iowa.....	1-0
Louisiana Tech.....	0-1
Mississippi.....	1-0
Ohio State.....	2-0
Oregon State.....	1-0
Saint Joseph's.....	1-0
San Diego State.....	1-0
Stephen F. Austin.....	1-1
Tennessee.....	0-2
Texas Tech.....	1-0
UNLV.....	1-0
USC.....	2-2
Washington.....	2-0

Largest Margin of Victory

39	Colorado, 3/19/88 (103-64)
39	Mississippi, 3/19/87 (94-55)
38	Howard, 3/12/82 (95-57)

Largest Margin of Defeat

16	Stephen F. Austin, 3/17/90 (62-78)
16	USC, 3/23/84 (90-74)
15	Georgia, 3/23/85 (82-97)

BIG WEST TOURNAMENT HISTORY

OVERALL RECORD: 32-20

Date	Round	LB Seed	Opp Seed	Opponent	Result	Score	Arena	City
3/6/86	Quarterfinal	1	8	UC Santa Barbara	W	94-63	The Gold Mine	Long Beach, Calif.
3/7/86	Semifinal	1	5	San Diego State	W	116-74	The Forum	Inglewood, Calif.
3/8/86	Final	1	2	UNLV	L	89-99	The Forum	Inglewood, Calif.
3/5/87	Quarterfinal	1	8	Pacific	W	123-65	The Gold Mine	Long Beach, Calif.
3/6/87	Semifinal	1	6	San Diego State	W	108-74	The Forum	Inglewood, Calif.
3/7/87	Final	1	3	UNLV	W	98-57	The Forum	Inglewood, Calif.
3/10/88	Quarterfinal	1	8	Pacific	W	77-50	The Gold Mine	Long Beach, Calif.
3/11/88	Semifinal	1	4	San Diego State	W	94-78	The Forum	Inglewood, Calif.
3/12/88	Final	1	2	UNLV	W	94-78	The Forum	Inglewood, Calif.
3/8/89	Quarterfinal	1	8	UC Irvine	W	91-59	Long Beach Arena	Long Beach, Calif.
3/10/89	Semifinal	1	5	Cal State Fullerton	W	81-61	Long Beach Arena	Long Beach, Calif.
3/11/89	Final	1	2	UNLV	W	89-81	Long Beach Arena	Long Beach, Calif.
3/8/90	Quarterfinal	3	6	UC Santa Barbara	W	89-59	Long Beach Arena	Long Beach, Calif.
3/10/90	Semifinal	3	7	Pacific	W	85-83	Long Beach Arena	Long Beach, Calif.
3/11/90	Final	3	1	UNLV	L	64-67	Long Beach Arena	Long Beach, Calif.
3/6/91	Quarterfinal	2	8	Hawaii	W	99-59	Long Beach Arena	Long Beach, Calif.
3/7/91	Semifinal	2	4	UC Santa Barbara	W	82-70	Long Beach Arena	Long Beach, Calif.
3/9/91	Final	2	3	Cal State Fullerton	W	71-60	Long Beach Arena	Long Beach, Calif.
3/11/92	Quarterfinal	3	7	Fresno State	W	86-60	Long Beach Arena	Long Beach, Calif.
3/12/92	Semifinal	3	6	New Mexico State	W	87-68	Long Beach Arena	Long Beach, Calif.
3/13/92	Final	3	1	UC Santa Barbara	L	60-68	Long Beach Arena	Long Beach, Calif.
3/10/93	Quarterfinal	6	3	UC Santa Barbara	L	46-74	Long Beach Arena	Long Beach, Calif.
3/8/94	Qualifying	7	10	Nevada	W	94-58	Thomas & Mack Center	Las Vegas, Nev.
3/9/94	Quarterfinal	7	2	UNLV	L	81-108	Thomas & Mack Center	Las Vegas, Nev.
3/8/95	Quarterfinal	6	3	UC Irvine	L	60-71	Thomas & Mack Center	Las Vegas, Nev.
3/7/96	Quarterfinal	5	4	Pacific	L	80-90	Lawlor Events Center	Reno, Nev.
3/5/97	Quarterfinal	W4	E1	Nevada	W	79-69 OT	Lawlor Events Center	Reno, Nev.
3/6/97	Semifinal	W4	W2	UC Irvine	L	50-57	Lawlor Events Center	Reno, Nev.
3/3/99	Quarterfinal	W2	E3	Boise State	W	76-74 OT	Lawlor Events Center	Reno, Nev.
3/5/99	Semifinal	W2	E1	North Texas	W	88-68	Lawlor Events Center	Reno, Nev.
3/6/99	Final	W2	W1	UC Santa Barbara	L	67-94	Lawlor Events Center	Reno, Nev.
3/8/00	Quarterfinal	W2	E3	Boise State	W	70-65	Lawlor Events Center	Reno, Nev.
3/10/00	Semifinal	W2	E1	Nevada	W	97-87	Lawlor Events Center	Reno, Nev.
3/11/00	Final	W2	W1	UC Santa Barbara	L	69-79	Lawlor Events Center	Reno, Nev.
3/7/01	Quarterfinal	2	7	Idaho	W	82-73	Anaheim Convention Center	Anaheim, Calif.
3/9/01	Semifinal	2	6	Cal Poly	W	93-68	Anaheim Convention Center	Anaheim, Calif.
3/10/01	Final	2	1	UC Santa Barbara	L	76-79	Anaheim Convention Center	Anaheim, Calif.
3/6/02	Quarterfinal	4	5	Cal Poly	W	77-72	Anaheim Convention Center	Anaheim, Calif.
3/8/02	Semifinal	4	1	UC Santa Barbara	L	65-83	Anaheim Convention Center	Anaheim, Calif.
3/12/03	Quarterfinals	3	6	Cal Poly	W	76-62	Anaheim Convention Center	Anaheim, Calif.
3/14/03	Semifinals	3	2	Pacific	L	51-71	Anaheim Convention Center	Anaheim, Calif.
3/10/04	Play-in Game	5	8	Utah State	W	55-48	Anaheim Convention Center	Anaheim, Calif.
3/11/04	Quarterfinal	5	4	Cal Poly	W	58-55	Anaheim Convention Center	Anaheim, Calif.
3/12/04	Semifinal	5	1	UC Santa Barbara	L	56-74	Anaheim Convention Center	Anaheim, Calif.
3/11/05	Semifinal	2	3	Idaho	L	67-69	Anaheim Convention Center	Anaheim, Calif.
3/10/06	Semifinal	2	4	UC Riverside	L	49-57	Anaheim Convention Center	Anaheim, Calif.
3/7/07	First-Round	6	7	UC Irvine	W	76-64	Anaheim Convention Center	Anaheim, Calif.
3/8/07	Quarterfinal	6	3	Cal Poly	W	70-67	Anaheim Convention Center	Anaheim, Calif.
3/9/07	Semifinal	6	1	UC Riverside	L	53-59	Anaheim Convention Center	Anaheim, Calif.
3/8/08	Quarterfinal	7	6	CS Fullerton	L	51-69	Anaheim Convention Center	Anaheim, Calif.
3/11/10	Quarterfinal	4	5	UC Santa Barbara	L	50-73	Anaheim Convention Center	Anaheim, Calif.
3/8/11	Quarterfinal	6	3	UC Riverside	L	65-83	Student Rec Center	Riverside, Calif.

NCAA TOURNAMENT HISTORY

NCAA TOURNAMENTS: 11
OVERALL RECORD: 18-11

FINAL FOURS: 2
OVERALL RECORD: 0-2

Date	Reg.	Round	LB	Opp	Opponent	Result	Score	Arena	City
3/12/82	W	First Round	1	8	Howard	W	95-57	The Gold Mine	Long Beach, Calif.
3/19/82	W	Regional Semi	1	4	Drake	L	78-91	Maples Pavilion	Palo Alto, Calif.
3/19/83	W	First Round	2	7	Stephen F. Austin	W	88-61	The Gold Mine	Long Beach, Calif.
3/24/83	W	Regional Semi	2	3	Oregon State	W	92-72	Pauley Pavilion	Westwood, Calif.
3/26/83	W	Regional Final	2	1	USC	L	74-81	Pauley Pavilion	Westwood, Calif.
3/16/84	W	First Round	2	7	UNLV	W	78-58	Sports Arena	Los Angeles, Calif.
3/22/84	W	Regional Semi	2	6	San Diego State	W	91-73 (ot)	Sports Arena	Los Angeles, Calif.
3/23/84	W	Regional Final	2	1	USC	L	74-90	Sports Arena	Los Angeles, Calif.
3/16/85	W	First Round	1	8	BYU	W	112-85	The Gold Mine	Long Beach, Calif.
3/21/85	W	Regional Semi	1	4	USC	W	75-72	Pauley Pavilion	Westwood, Calif.
3/23/85	W	Regional Final	1	2	Georgia	L	82-97	Pauley Pavilion	Westwood, Calif.
3/15/86	W	Second Round	3	6	Texas Tech	W	78-73 (ot)	The Gold Mine	Long Beach, Calif.
3/20/86	W	Regional Semi	3	2	Louisiana Tech	L	69-71	Long Beach Arena	Long Beach, Calif.
3/14/87	W	Second Round	1	8	Washington	W	72-57	The Gold Mine	Long Beach, Calif.
3/19/87	W	Regional Semi	1	4	Mississippi	W	94-55	Pauley Pavilion	Westwood, Calif.
3/21/87	W	Regional Final	1	2	Ohio State	W	102-82	Pauley Pavilion	Westwood, Calif.
3/27/87	W	Final Four Semi	1	2	Tennessee	L	64-74	Erwin Special Events Center	Austin, Texas
3/19/88	W	Second Round	2	7	Colorado	W	103-64	The Gold Mine	Long Beach, Calif.
3/24/88	W	Regional Semi	2	3	Washington	W	104-78	The Gold Mine	Long Beach, Calif.
3/26/88	W	Regional Final	2	1	Iowa	W	98-78	The Gold Mine	Long Beach, Calif.
4/1/88	W	Final Four Semi	2	1	Auburn	L	55-68	Tacoma Dome	Tacoma, Wash.
3/19/89	E	Second Round	2	10	St. Joseph's	W	84-65	The Gold Mine	Long Beach, Calif.
3/23/89	E	Regional Semi	2	3	Ohio State	W	89-83	Diddle Arena	Bowling Green, Kent.
3/25/89	E	Regional Final	2	1	Tennessee	L	80-94	Diddle Arena	Bowling Green, Kent.
3/14/90	W	First Round	6	11	California	W	87-84	The Gold Mine	Long Beach, Calif.
3/17/90	W	Second Round	6	3	Stephen F. Austin	L	62-78	SFA Coliseum	Nacogdoches, Texas
3/16/91	W	Second Round	4	5	USC	W	83-58	The Gold Mine	Long Beach, Calif.
3/21/91	W	Regional Semi	4	1	Georgia	L	77-87	Thomas & Mack Center	Las Vegas, Nev.
3/18/92	W	First Round	10	7	Creighton	L	66-79	Omaha Civic Auditorium	Omaha, Neb.



2012 NCAA TOURNAMENT

March 19-22
First and Second Rounds
16 Sites

March 26-29
NCAA Regionals
Dayton, Spokane, Philadelphia, Dallas

April 3-5
NCAA Final Four
Conseco Fieldhouse - Indianapolis, Ind.
Hosted by Butler, IUPUI and the Horizon League

YEARLY INDIVIDUAL LEADERS

POINTS

Year	Player	Points
1975-76	Monica Havelka	344
1976-77	Lynne Stith	340
1977-78	Lynne Stith	485
1978-79	Bev Groot	504
1979-80	LaTaunya Pollard	660
1980-81	LaTaunya Pollard	733
1981-82	LaTaunya Pollard	701
1982-83	LaTaunya Pollard	907
1983-84	Kirsten Cummings	479
1984-85	Cindy Brown	599
1985-86	Cindy Brown	805
1986-87	•• Cindy Brown	974
1987-88	Penny Toler	675
1988-89	Penny Toler	731
1989-90	Dana Wilkerson	530
1990-91	Dana Wilkerson	520
1991-92	Trise Jackson	528
1992-93	Neisha Williams	372
1993-94	Melissa Gower	443
1994-95	Melissa Gower	637
1995-96	Kim Barfield	431
1996-97	Toby Metoyer	392
1997-98	Kesha Wade	337
1998-99	Rhonda Smith	400
1999-00	* Rhonda Smith	675
2000-01	* Jackie Moore	555
2001-02	Crystal Givens	403
2002-03	* Glory Johnson	508
2003-04	Petra Glaser	403
2004-05	Crystal McCutcheon	383
2005-06	Crystal McCutcheon	477
2006-07	Karina Figueroa	526
2007-08	Karina Figueroa	267
2008-09	Whitney Fields	366
2009-10	Karina Figueroa	533
2010-11	Brandi Henton/Courtney Jacob	389

SCORING AVERAGE

Year	Player	Avg.
1975-76	Monica Havelka	13.8
1976-77	Lynne Stith	14.1
1977-78	Lynne Stith	18.0
1978-79	Bev Groot	15.8
1979-80	LaTaunya Pollard	19.4
1980-81	LaTaunya Pollard	21.6
1981-82	LaTaunya Pollard	24.2
1982-83	• LaTaunya Pollard	29.3
1983-84	Kirsten Cummings	17.7
1984-85	Cindy Brown	20.0
1985-86	* Cindy Brown	24.4
1986-87	* Cindy Brown	27.8
1987-88	Penny Toler	22.5
1988-89	Penny Toler	20.9
1989-90	Dana Wilkerson	15.6
1990-91	Dana Wilkerson	16.3
1991-92	Trise Jackson	17.6
1992-93	Neisha Williams	14.3
1993-94	Danielle Scott	17.9
1994-95	Melissa Gower	23.6
1995-96	Akia Hardy	17.2
1996-97	Toby Metoyer	14.0
1997-98	Kesha Wade	13.0
1998-99	Rhonda Smith	13.8
1999-00	* Rhonda Smith	21.1
2000-01	* Jackie Moore	18.5
2001-02	* Ekuah Ramsey	14.1
2002-03	* Glory Johnson	17.5
2003-04	Petra Glaser	13.4
2004-05	Aisha Hollans	15.6
2005-06	* Crystal McCutcheon	17.7
2006-07	Karina Figueroa	16.4
2007-08	Karina Figueroa	12.7
2008-09	Whitney Fields	12.6
2009-10	Karina Figueroa	17.8
2010-11	Courtney Jacob	14.4

3-POINT FIELD GOALS MADE

Year	Player	3FGM
1987-88	Traci Waites	12
1988-89	Traci Waites	30
1989-90	Trise Jackson	25
1990-91	Kellie Bennett	42
1991-92	Trise Jackson	45
1992-93	Neisha Williams	60
1993-94	Neisha Williams	31
1994-95	Adara Newidouski	23
1995-96	Akia Hardy	33
1996-97	Adara Newidouski	31
1997-98	Michelle Esparza	25
1998-99	Reta Sula	48
1999-00	Reta Sula	64
2000-01	Reta Sula	63
2001-02	Jinga Gosschalk	38
2002-03	Jinga Gosschalk	41
2003-04	Lauren Bull	35
2004-05	Crystal McCutcheon	41
2005-06	Crystal McCutcheon	63
2006-07	Karina Figueroa	35
2007-08	Ally Wade	34
2008-09	Lauren Sims	44
2009-10	* Lauren Sims	68
2010-11	Brandi Henton	41

3-POINT FIELD GOAL PERCENTAGE (Min. 20 Made)

Year	Player	Pct.
1987-88	Traci Waites	38.7
1988-89	Traci Waites	36.2
1989-90	Vjera Kaludjerovich	43.6
1990-91	Kellie Bennett	24.7
1991-92	Trise Jackson	40.5
1992-93	Neisha Williams	36.6
1993-94	Neisha Williams	29.2
1994-95	Adara Newidouski	29.9
1995-96	Adara Newidouski	37.5
1996-97	Adara Newidouski	31.0
1997-98	Michelle Esparza	29.4
1998-99	Reta Sula	39.3
1999-00	* Reta Sula	43.8
2000-01	Reta Sula	37.5
2001-02	Jinga Gosschalk	40.4
2002-03	Jinga Gosschalk	31.8
2003-04	Crystal McCutcheon	34.1
2004-05	* Crystal McCutcheon	47.1
2005-06	Crystal McCutcheon	37.5
2006-07	Lauren Sims	33.8
2007-08	* Lauren Sims	38.2
2008-09	Lauren Sims	36.3
2009-10	Lauren Sims	38.9
2010-11	Courtney Jacob	34.6

YEARLY INDIVIDUAL LEADERS

FIELD GOALS MADE

Year	Player	FGM
1975-76	Monica Havelka	140
1976-77	Lynne Stith	132
1977-78	Lynne Stith	209
1978-79	Bev Groot	199
1979-80	LaTaunya Pollard	295
1980-81	LaTaunya Pollard	325
1981-82	LaTaunya Pollard	292
1982-83	LaTaunya Pollard	376
1983-84	Kirsten Cummings	195
1984-85	Cindy Brown	228
1985-86	Cindy Brown	324
1986-87	Cindy Brown	362
1987-88	Penny Toler	290
1988-89	Penny Toler	293
1989-90	Dana Wilkerson	208
1990-91	Dana Wilkerson	208
1991-92	Trise Jackson	195
1992-93	Neisha Williams	134
1993-94	Melissa Gower	174
1994-95	Melissa Gower	235
1995-96	Kim Barfield	169
1996-97	Toby Metoyer	149
1997-98	Kesha Wade	129
1998-99	Rhonda Smith	167
1999-00	* Rhonda Smith	270
2000-01	* Jackie Moore	204
2001-02	Ekuah Ramsey	160
2002-03	Glory Johnson	208
2003-04	Petra Glaser	165
2004-05	Aisha Hollans	160
2005-06	Crystl McCutcheon	167
2006-07	Karina Figueroa	187
2007-08	Karina Figueroa	93
2008-09	Whitney Fields	150
2009-10	Karina Figueroa	170
2010-11	Brandi Henton	133

FIELD GOAL PERCENTAGE (Min. 100 Made)

Year	Player	Pct.
1975-76	Monica Havelka	41.6
1976-77	Monica Havelka	50.0
1977-78	Lynne Stith	61.4
1978-79	Bev Groot	64.0
1979-80	Bev Groot	61.2
1980-81	LaTaunya Pollard	54.0
1981-82	LaTaunya Pollard	54.1
1982-83	Kirsten Cummings	52.2
1983-84	Cindy Brown	55.4
1984-85	Cindy Brown	58.9
1985-86	* Cindy Brown	59.6
1986-87	Cindy Brown	57.9
1987-88	Shannon Smith	53.7
1988-89	Dana Wilkerson	52.3
1989-90	Kari Parriott	52.4
1990-91	Kari Parriott	53.4
1991-92	Kari Parriott	53.7
1992-93	Chenise Butler	47.5
1993-94	Danielle Scott	50.5
1994-95	Meilssa Gower	53.5
1995-96	Ja'net Davis	50.3
1996-97	Toby Metoyer	53.4
1997-98	Tomika Cantley	46.5
1998-99	Rhonda Smith	52.2
1999-00	* Rhonda Smith	54.4
2000-01	* Jackie Moore	56.2
2001-02	Glory Johnson	54.5
2002-03	Glory Johnson	48.1
2003-04	Petra Glaser	51.2
2004-05	Petra Glaser	47.4
2005-06	Crystal McCutcheon	40.1
2006-07	Kaiti O'Brien	46.5
2007-08	Kaiti O'Brien	48.9
2008-09	Whitney Fields	40.1
2009-10	Ally Wade	46.0
2010-11	Courtney Jacob	45.9

FREE THROWS MADE

Year	Player	FTM
1975-76	Barbara Mosher	76
1976-77	Monica Havelka	76
1977-78	Lynne Stith	67
1978-79	Bev Groot	106
1979-80	Bev Groot	106
1980-81	LaTaunya Pollard	83
1981-82	LaTaunya Pollard	117
1982-83	LaTaunya Pollard	155
1983-84	Kirsten Cummings	89
1984-85	Cindy Brown	143
1985-86	Cindy Brown	157
1986-87	Cindy Brown	250
1987-88	Penny Toler	94
1988-89	Penny Toler	145
1989-90	Angelique Lee	109
1990-91	Dana Wilkerson	95
1991-92	Trise Jackson	93
1992-93	C. Butler/M. Harriston	56
1993-94	Melissa Gower	95
1994-95	Melissa Gower	167
1995-96	Kim Barfield	92
1996-97	Toby Metoyer	94
1997-98	Kesha Wade	79
1998-99	Kesha Wade	81
1999-00	Rhonda Smith	135
2000-01	* Jackie Moore	147
2001-02	Crystal Givens	119
2002-03	Glory Johnson	89
2003-04	Candice Wilson	69
2004-05	Candice Wilson	67
2005-06	Crystal McCutcheon	80
2006-07	Karina Figueroa	117
2007-08	Karina Figueroa	52
2008-09	Whitney Fields	66
2009-10	Karina Figueroa	150
2010-11	Courtney Jacob	96

FREE THROWS PERCENTAGE (Min. 50 Made)

Year	Player	Pct.
1975-76	Barbara Mosher	71.0
1976-77	Lynne Stith	72.4
1977-78	Lynne Stith	75.2
1978-79	Bev Groot	70.2
1979-80	Beth Schroeder	76.9
1980-81	Beth Schroeder	81.8
1981-82	LaTaunya Pollard	76.0
1982-83	LaTaunya Pollard	77.1
1983-84	Kirsten Cummings	76.1
1984-85	Kirsten Cummings	78.7
1985-86	Cindy Brown	69.5
1986-87	Cindy Brown	78.9
1987-88	Penny Toler	78.3
1988-89	Penny Toler	81.9
1989-90	Angelique Lee	78.6
1990-91	Kari Parriott	71.8
1991-92	Trise Jackson	79.5
1992-93	Melissa Gower	63.0
1993-94	Neisha Williams	75.0
1994-95	Akia Hardy	68.8
1995-96	Akia Hardy	68.3
1996-97	Toby Metoyer	65.3
1997-98	Michelle Esparza	69.9
1998-99	Charel Bailey	69.6
1999-00	Reta Sula	78.4
2000-01	Reta Sula	84.5
2001-02	Glory Johnson	71.9
2002-03	Glory Johnson	80.2
2003-04	Crystal McCutcheon	75.6
2004-05	* Petra Glaser	87.9
2005-06	* Crystal McCutcheon	83.3
2006-07	Karina Figueroa	81.3
2007-08	Karina Figueroa	78.8
2008-09	Whitney Fields	72.5
2009-10	Ally Wade	80.0
2010-11	Courtney Jacob	70.6

YEARLY INDIVIDUAL LEADERS

OFFENSIVE REBOUNDS

Year	Player	OFF
1987-88	Shannon Smith	111
1988-89	Cheryl Dowell	99
1989-90	Angelique Lee	127
1990-91	Kari Parriott	93
1991-92	Kari Parriott	118
1992-93	Chenise Butler	97
1993-94	Melissa Gower	131
1994-95	Melissa Gower	158
1995-96	Kim Barfield	107
1996-97	Kesha Wade	103
1997-98	Tomika Cantley	84
1998-99	Kesha Wade	88
1999-00	Charel Bailey	92
2000-01	* Jackie Moore	143
2001-02	Crystal Givens	89
2002-03	Glory Johnson	93
2003-04	Jayne Connors	60
2004-05	Hollans/Glaser	72
2005-06	Jayne Connors	99
2006-07	Kaiti O'Brien	78
2007-08	Tyresha Calhoun	38
2008-09	* Whitney Fields	91
2009-10	Ally Wade	59
2010-11	Courtney Jacob/Tipesa Moorer	48

DEFENSIVE REBOUNDS

Year	Player	DEF
1987-88	Angelique Lee	141
1988-89	Cheryl Dowell	142
1989-90	Angelique Lee	207
1990-91	Kari Parriott	145
1991-92	Kari Parriott	155
1992-93	Marsheela Harriston	159
1993-94	Danielle Scott	142
1994-95	Melissa Gower	194
1995-96	Ja'net Davis	163
1996-97	Tomika Cantley	118
1997-98	Tomika Cantley	155
1998-99	Rhonda Smith	136
1999-00	Rhonda Smith	154
2000-01	Crystal Givens	112
2001-02	Crystal Givens	164
2002-03	Glory Johnson	173
2003-04	Jayne Connors	173
2004-05	Jayne Connors	142
2005-06	Jayne Connors	174
2006-07	Courtney Jacob	119
2007-08	A. Wade/B. Timmons	83
2008-09	Whitney Fields	160
2009-10	Ally Wade	124
2010-11	Courtney Jacob	134

TOTAL REBOUNDS

Year	Player	REB
1975-76	Monica Havelka	310
1976-77	Monica Havelka	290
1977-78	Monica Havelka	290
1978-79	Bev Groot	301
1979-80	Bev Groot	216
1980-81	LaTaunya Pollard	193
1981-82	Kirsten Cummings	243
1982-83	Kirsten Cummings	298
1983-84	Janet Davis	222
1984-85	Kirsten Cummings	303
1985-86	Cindy Brown	338
1986-87	Cindy Brown	348
1987-88	Shannon Smith	245
1988-89	Cheryl Dowell	241
1989-90	Angelique Lee	334
1990-91	Kari Parriott	238
1991-92	Kari Parriott	336
1992-93	Marsheela Harriston	250
1993-94	Melissa Gower	270
1994-95	Melissa Gower	352
1995-96	Ja'net Davis	230
1996-97	Toby Metoyer	206
1997-98	Tomika Cantley	239
1998-99	Rhonda Smith	214
1999-00	Rhonda Smith	236
2000-01	Jackie Moore	244
2001-02	Crystal Givens	253
2002-03	Glory Johnson	266
2003-04	Jayne Connors	233
2004-05	Aisha Hollans	212
2005-06	Jayne Connors	273
2006-07	Kaiti O'Brien	191
2007-08	Brett Timmons	111
2008-09	Whitney Fields	251
2009-10	Ally Wade	183
2010-11	Courtney Jacob	182

REBOUNDING AVERAGE

Year	Player	Avg.
1975-76	Monica Havelka	12.4
1976-77	Monica Havelka	12.0
1977-78	Monica Havelka	10.7
1978-79	Bev Groot	9.4
1979-80	Sabrina Scudiero	6.7
1980-81	LaTaunya Pollard	5.7
1981-82	Kirsten Cummings	8.4
1982-83	Kirsten Cummings	11.5
1983-84	Janet Davis	8.2
1984-85	Cindy Brown	10.0
1985-86	Cindy Brown	10.2
1986-87	Cindy Brown	9.9
1987-88	Shannon Smith	7.2
1988-89	Angelique Lee	7.2
1989-90	Angelique Lee	10.1
1990-91	Kari Parriott	7.4
1991-92	Kari Parriott	10.8
1992-93	Marsheela Harriston	9.6
1993-94	* Danielle Scott	10.0
1994-95	* Melissa Gower	13.0
1995-96	Ja'net Davis	8.2
1996-97	Toby Metoyer	7.4
1997-98	Tomika Cantley	9.2
1998-99	Rhonda Smith	7.4
1999-00	Rhonda Smith	7.4
2000-01	Jackie Moore	8.1
2001-02	Crystal Givens	8.7
2002-03	Glory Johnson	9.2
2003-04	Jayne Connors	7.8
2004-05	Aisha Hollins	8.8
2005-06	* Jayne Connors	9.8
2006-07	Kaiti O'Brien	6.2
2007-08	Courtney Jacob	5.4
2008-09	* Whitney Fields	8.7
2009-10	Ally Wade	6.1
2010-11	Courtney Jacob	6.7

YEARLY INDIVIDUAL LEADERS

ASSISTS

Year	Player	Assists
1975-76	Cathy Fisher	64
1976-77	Cathy Sutton	125
1977-78	Julie Tialavea	85
1978-79	Beth Schroeder	91
1979-80	Kim Maddox	138
1980-81	Kim Maddox	173
1981-82	Beth Schroeder	130
1982-83	LaTaunya Pollard	156
1983-84	Roslind Boger	143
1984-85	Roslind Boger	206
1985-86	Margaret Mohr	182
1986-87	* Penny Toler	237
1987-88	* Penny Toler	160
1988-89	Traci Waites	161
1989-90	Trise Jackson	146
1990-91	Dana Wilkerson	191
1991-92	* Trise Jackson	144
1992-93	Marsheela Harriston	111
1993-94	Melissa Gower	131
1994-95	Akia Hardy	172
1995-96	* Akia Hardy	171
1996-97	Aimee Periolat	139
1997-98	Reta Sula	87
1998-99	Reta Sula	170
1999-00	Reta Sula	140
2000-01	Tamara Inoue	142
2001-02	* Tamara Inoue	170
2002-03	Candice Wilson	127
2003-04	Candice Wilson	116
2004-05	Candice Wilson	117
2005-06	Jeannie Saunders	76
2006-07	Tyresha Calhoun	115
2007-08	Tyresha Calhoun	86
2008-09	Adelle Walton	83
2009-10	* Karina Figueroa	166
2010-11	Courtney Jacob	97

STEALS

Year	Player	Steals
1976-77	Cathy Sutton	62
1978-79	Beth Schroeder	72
1979-80	Beth Schroeder	81
1980-81	Beth Schroeder	68
1981-82	Beth Schroeder	72
1982-83	Faye Paiger	73
1983-84	Roslind Boge	65
1984-85	Cindy Brown	82
1985-86	* Cindy Brown	121
1986-87	* Cindy Brown	144
1987-88	Penny Toler	73
1988-89	Traci Waites	112
1989-90	Dana Wilkerson	69
1990-91	Dana Wilkerson	83
1991-92	Trise Jackson	96
1992-93	Marsheela Harriston	46
1993-94	Danielle Scott	54
1994-95	Sarah Davis	73
1995-96	Akia Hardy	44
1996-97	Kesha Wade	84
1997-98	* Kesha Wade	85
1998-99	Kesha Wade	56
1999-00	Kesha Wade	54
2000-01	* Ekuah Ramsey	75
2001-02	Ekuah Ramsey	67
2002-03	Candice Wilson	66
2003-04	Candice Wilson	54
2004-05	Crystal McCutcheon	65
2005-06	Crystal McCutcheon	62
2006-07	K. Figueroa/T. Calhoun	51
2007-08	Tyresha Calhoun	35
2008-09	Whitney Fields	49
2009-10	Karina Figueroa	53
2010-11	Courtney Jacob	46

BLOCKS

Year	Player	Blocks
1976-77	Monica Havelka	31
1978-79	Bev Groot	61
1979-80	LaTaunya Pollard	52
1980-81	LaTaunya Pollard	42
1981-82	Kirsten Cummings	38
1982-83	LaTaunya Pollard	46
1983-84	Janet Davis	53
1984-85	Cindy Brown	84
1985-86	Cindy Brown	99
1986-87	Cindy Brown	92
1987-88	Shannon Smith	44
1988-89	Penny Moore	36
1989-90	Angelique Lee	39
1990-91	Penny Moore	21
1991-92	Danielle Scott	35
1992-93	Marsheela Harriston	31
1993-94	Danielle Scott	24
1994-95	Ja'net Davis	43
1995-96	* Ja'net Davis	96
1996-97	Tomika Cantley	15
1997-98	Tomika Cantley	25
1998-99	* Rhonda Smith	118
1999-00	* Rhonda Smith	111
2000-01	Crystal Givens	35
2001-02	Ekuah Ramsey	67
2002-03	Glory Johnson	54
2003-04	Connors/Baker/Glaser	11
2004-05	Petra Glasser	15
2005-06	Meghan Griffith	41
2006-07	Courtney Jacob	26
2007-08	Courtney Jacob	17
2008-09	Courtney Jacob	30
2009-10	Lindsey Beckner	27
2010-11	Ella Clark	55

•• Led Nation, NCAA Record

• Led Nation

* Led Conference

YEARLY TEAM STATISTICS

49ER HISTORY & RECORDS

LONG BEACH STATE

YEAR	G	FGM-A	FG%	3FGM-A	3FG%	FTM-A	FT%	OR-DR	TR-RPG	PF	AST	TO	BL	ST	PTS-AVG
1975-76	25	703-1870	.375	N/A	N/A	345-547	.630	N/A	1110-44.4	N/A	316	N/A	N/A	N/A	1781-71.2
1976-77	34	712-1688	.421	N/A	N/A	394-605	.651	N/A	1116-46.5	462	399	606	91	288	1858-77.4
1977-78	27	888-1996	.444	N/A	N/A	409-634	.645	N/A	1225-45.4	549	406	N/A	N/A	N/A	2186-81.0
1978-79	32	1047-2176	.481	N/A	N/A	475-702	.677	N/A	1249-39.0	599	398	N/A	150	346	2569-80.3
1979-80	34	1129-2362	.478	N/A	N/A	503-711	.708	N/A	1481-43.6	727	553	734	137	413	2761-81.2
1980-81	34	1146-2338	.490	N/A	N/A	471-684	.689	N/A	1522-44.8	644	610	N/A	140	336	2763-81.3
1981-82	30	959-2024	.474	N/A	N/A	416-623	.668	N/A	1360-45.3	612	506	588	143	298	2334-77.8
1982-83	31	1071-2220	.482	N/A	N/A	443-670	.661	N/A	1483-47.8	502	566	558	146	300	2585-83.4
1983-84	31	985-2053	.480	N/A	N/A	456-667	.684	N/A	1356-43.7	572	534	556	164	289	2426-78.3
1984-85	31	1132-2190	.517	N/A	N/A	461-692	.667	N/A	1433-46.2	618	677	596	222	383	2725-87.9
1985-86	34	1293-2571	.503*	N/A	N/A	505-775	.652	N/A	1430-42.1	693	780*	573	157	469	3091-90.9*
1986-87	36	1412^~2714^	.520*	N/A	N/A	624-840	.743*	N/A	1598-44.4*	654	721	600	208	459	3448-95.8*
1987-88	34	1231-2517	.489*	18-60	.300	480-737	.651	568-867	1516-44.6	700	624	620	140	469	2960-87.1*
1988-89	35	1256-2688	.467	39-124	.315	576-809	.712	588-807	1505-43.0	799	612	638	154	518	3127-89.3*
1989-90	34	1108-2492	.445	83-242	.343	570-827	.689	592-863	1544-45.4*	733	617	625	149	399	2869-84.4*
1990-91	32	1049-2315	.453	42-170	.247	480-727	.660	515-807	1469-45.9	654	613	580	130	411	2620-81.9
1991-92	31	883-2071	.426	93-290	.321	466-680	.685	378-800	1383-44.6	586	507	621	123	345	2325-75.0
1992-93	26	702-1779	.395	86-291	.296	308-523	.589	441-640	1208-46.5*	595	404	630	95	237	1798-69.2
1993-94	28	744-1808	.412	87-302	.288	396-618	.641	452-635	1195-42.7	570	436	609	77	250	1971-70.4
1994-95	27	696-1751	.397	68-269	.253	433-690	.628	434-643	1214-45.0*	577	577	630	87	279	1893-70.1
1995-96	28	794-1840	.432	86-286	.301	382-614	.622	373-653	1148-41.0	558	492	557	122	267	2056-73.4
1996-97	28	679-1742	.390	77-275	.280	428-699	.612	440-676	1254-44.8*	618	367	736	44	333	1863-66.5
1997-98	26	623-1606	.388	65-268	.243	364-581	.627	371-571	1054-40.5	550	307	622	64	300	1675-64.4
1998-99	29	759-1836	.413	106-322	.329	428-705	.607	481-708	1343-46.3	608	488	697	151	286	2052-70.8
1999-00	33	859-1954	.440	101-276	.366*	503-816	.616	532-862	1394-42.2	722	584	777	170*	334	2322-70.4
2000-01	30	835-1836	.455*	95-280	.339	508-781	.650	521-689	1210-40.3	614	502	634	99	295	2273-75.8*
2001-02	29	815-1830	.445	100-331	.302	397-609	.652	452-733	1185-40.9	601	506	711	109	356*	2127-73.3
2002-03	29	708-1810	.391	120-464	.259	364-521	.699	449-742	1191-41.1	603	379	620	121	289	1900-65.5
2003-04	30	701-1661	.422	96-328	.293	334-491	.680	355-735	1090-36.3	569	422	607	51	260	1832-61.1
2004-05	28	746-1712	.436	93-269	.346*	348-503	.692	401-762	1163-41.5	481	454	527	56	287	1933-69.0
2005-06	28	689-1720	.401	136-399	.341*	376-586	.642	437-778	1215-43.4*	501	385	502	106	257	1890-67.5
2006-07	32	664-1855	.358	108-404	.267	350-511	.685	416-826	1242-38.8	593	388	621	97	231	1786-55.8
2007-08	29	646-1613	.400	133-395	.337	295-449	.657	295-449	1066-36.8	517	354	582	45	206	1720-59.3
2008-09	29	676-1759	.384	127-433	.293	293-430	.681	436-729	1165-40.2	526	367	534	94	201	1772-61.1
2009-10	30	704-1740	.405	*217-614	.353	390-530	.736	341-751	1092-36.4	506	398	530	51	213	2015-67.2
2010-11	31	681-1830	.372	171-606	.282	382-561	.681	411-781	1192-38.5	592	391	660	131	249	1915-61.8

LONG BEACH STATE OPPONENTS

YEAR	G	FGM-A	FG%	3FGM-A	3FG%	FTM-A	FT%	OR-DR	TR-RPG	PF	AST	TO	BL	ST	PTS-AVG
1975-76	25	609-1764	.345	N/A	N/A	285-499	.571	N/A	877-35.2	N/A	211	N/A	N/A	N/A	1503-60.1
1976-77	24	709-1777	.399	N/A	N/A	302-472	.639	N/A	1204-50.2	566	303	N/A	N/A	N/A	1719-71.6
1977-78	27	696-1772	.392	N/A	N/A	371-555	.668	N/A	1183-43.8	531	302	N/A	N/A	N/A	1767-65.4
1978-79	32	912-2248	.406	N/A	N/A	418-634	.659	N/A	1271-39.7	617	348	N/A	95	101	2242-70.1
1979-80	34	958-2229	.430	N/A	N/A	510-765	.667	N/A	1333-39.2	649	514	779	91	304	2426-71.4
1980-81	34	903-2210	.409	N/A	N/A	432-650	.665	N/A	1256-36.9	619	521	N/A	75	257	2238-65.8
1981-82	30	801-1975	.406	N/A	N/A	416-651	.639	N/A	1145-38.2	594	402	618	84	244	2018-67.3
1982-83	31	905-2240	.404	N/A	N/A	296-458	.646	N/A	1246-40.2	586	514	594	98	226	2106-67.9
1983-84	31	794-2003	.396	N/A	N/A	389-598	.651	N/A	1191-38.4	615	466	606	85	244	1977-63.8
1984-85	31	823-2098	.392	N/A	N/A	417-612	.681	N/A	1219-39.3	642	443	706	61	259	2063-66.5
1985-86	34	945-2091	.452	N/A	N/A	481-690	.697	N/A	1286-37.8	709	542	905	102	230	2371-69.7
1986-87	36	920-2385	.386	N/A	N/A	477-695	.686	N/A	1423-39.5	731	499	891	102	224	2317-64.4
1987-88	34	840-2124	.396	54-192	.281	467-703	.664	490-808	1420-41.8	598	473	877	113	242	2201-64.7
1988-89	35	897-2094	.428	72-182	.396	626-915	.684	476-902	1491-42.6	685	574	970	118	245	2492-71.2
1989-90	34	906-2167	.418	83-283	.293	521-774	.673	457-850	1424-41.9	675	612	789	93	262	2416-71.1
1990-91	32	783-1953	.401	99-303	.327	479-736	.651	383-747	1285-40.2	610	527	792	89	261	2144-67.0
1991-92	31	803-1955	.411	130-396	.328	423-627	.675	344-720	1215-39.2	580	532	653	69	206	2159-69.7
1992-93	26	713-1692	.421	88-234	.376	478-708	.675	442-687	1129-43.4	459	432	488	71	274	1992-76.6
1993-94	28	766-1730	.443	123-333	.369	430-645	.667	398-690	1088-38.9	562	489	552	69	275	2085-74.5
1994-95	27	708-1716	.413	76-255	.298	436-657	.664	443-728	1171-43.4	836	428	623	75	296	1928-71.4
1995-96	28	766-1815	.422	112-305	.367	421-665	.633	474-759	1233-44.0	614	449	630	51	247	2065-73.8
1996-97	28	718-1731	.415	113-394	.287	473-740	.639	442-719	1161-41.5	585	470	681	89	350	2022-72.2
1997-98	26	668-1615	.414	110-335	.328	434-646	.672	416-665	1081-41.6	472	413	584	78	281	1880-72.3
1998-99	29	637-1767	.360	112-397	.282	474-723	.656	467-688	1155-39.8	615	381	674	87	329	1860-64.1
1999-00	33	739-2012	.367	182-569	.320	549-799	.687	550-758	1308-39.6	656	430	731	82	377	2209-66.9
2000-01	30	785-1814	.433	129-400	.322	472-677	.697	452-648	1100-36.7	637	456	634	67	284	2171-72.4
2001-02	29	725-1711	.424	104-330	.315	444-693	.641	415-700	1115-38.4	541	405	745	106	337	1998-68.9
2002-03	29	672-1741	.386	126-403	.313	457-685	.667	463-744	1207-41.6	497	376	615	96*	311	1927-66.4
2003-04	30	691-1654	.418	114-348	.328	392-579	.677	332-686	1018-33.9	519	384	557	86	288	1888-62.9
2004-05	28	623-1638	.380	145-495	.293	291-428	.680	326-648	974-34.8	459	372	549	81	236	1682-60.1
2005-06	28	600-1661	.361	154-493	.312	345-506	.682	371-715	1086-38.8	522	330	525	91	206	1699-60.7
2006-07	32	726-1869	.388	171-521	.328	440-643	.684	349-856	1295-40.5	535	434	554	115	287	2063-64.5
2007-08	29	687-1715	.401	153-495	.309	372-524	.710	401-689	1090-37.6	465	392	489	101	253	1899-65.5
2008-09	29	704-1760	.400	173-479	.361	377-560	.673	428-729	1157-39.9	448	394	463	94	201	1772-67.5
2009-10	30	762-1844	.413	199-603	.330	358-497	.720	415-770	1185-39.5	512	440	507	85	209	2081-69.4
2010-11	31	805-1948	.413	212-603	.352	440-654	.673	487-829	1316-42.5	532	472	548	88	319	2262-73.0

* Led Conference

• Led Conference; Led Nation

^ Led Nation; NCAA Record

LETTERWINNERS

• A-A-A •

Abbott, Merrilee 1964
 Alford, Linda 1967
 Austin, Vicki 1986-87
 Avery, Angela 1974-76

• B-B-B •

Bagley, Lauren 2007-09
 Baker, Jennifer 2001-04
 Barfield, Kim 1994-96
 Bailey, Charel 1998-01
 Barbee, LaTorya 2008-09
 Barnes, Tennie 1965-68
 Barr, Gloria 1963-64
 Beasley, Edwina 1963-65
 Beckner, Lindsey 2007-10
 Bell, Toni 1978-79
 Bennett, Kellie 1991-92
 Bennett, Maria 1984
 Bezmalinovich, Janet 1977
 Blevins, Deja 2003-05
 Bly, Joanne 1980-81
 Bittman, Martine 1973
 Bohren, Andrea 1965
 Boger, Roslind 1982-85
 Bookman, Ashley 2008-11
 Branch, D. 1965
 Brandt, Carol 1984-88
 Broadway, Deborah 1979-80
 Brown, Cindy 1984-87
 Brown, Ember 1996-97
 Brown, Sidney 1976
 Bruder, LouAnn 1972-73
 Brugler, Marti 1972-73
 Bull, Lauren 2001-04
 Butler, Chenise 1993-94

• C-C-C •

Calhoun, Tyresha 2007-08
 Cameron, Randi 2006
 Cantley, Tomika 1996-99
 Cantu, Deborah 1974-76
 Cantu, Katherine 1975-77
 Carroll, Sharon 1981
 Cervenka, Jamie 1971-73
Clark, Ella 2011-present
 Coleman, Shameil 1986-89
 Connors, Jayme 2002, 04-06
 Costello, Jeri 2000
 Cooper, Chelsea 1999-00
 Cowart, Dorine 1971-73
 Crovella, Karen 1979
 Crowe, Carol 1965
 Cummings, Kirsten 1982-85

• D-D-D •

Davies, Elenna 1967
 Davis, Ja'net 1994-96
 Davis, Janet 1984-85
 Davis, Sarah 1995, 97
 Davis, Venita 1978-79
 Derouin, Sandy 1964-66
 Dossey, Linda 1968-69
 Douglas, Scheron 1984-87
 Dowell, Cheryl 1986-89
 Dryer, S. 1965
 Duffie, Renae 1990

• E-E-E •

Elger, Carla 1963
 Ellis, Lisa 1987
 Elm, Trudi 1967
 Esparza, Michelle 1996, 98

• F-F-F •

Fair, Sandy 1966-67
 Farrell, Kimberly 1979-82
 Fetzner, Laura 1983
 Fields, Whitney 2009-10
 Figueroa, Karina 2006-10

Fisher, Cathy 1976
 Foster, Amanda 2007
 Franklin, Kris 1982

• G-G-G •

Gabbard, Johanna 1979-82
 Gaines, Nicole 1993-94
 Gaskill, Paul 1963-64
 Gaytan, Bolivia 1991-92
 Gilmore, Barbara 1981
 Givens, Crystal 1999-02
 Goldberg, Jill 1971
 Goodhue, Virginia 1966-67
 Gosschalk, Jinga 2002-03
 Gower, Melissa 1992-95
 Grainge, Barbara 1977-78
 Green, Tesia 1990
 Griffith, Meghan 2005-06
 Groot, Beverly 1979-81
 Grovella, Karen 1979

• H-H-H •

Hagen, Denise 2003-04
 Hagerdon, Becky 1983
 Halverson, Kelsea 1998-99
 Hamai, Susan 1962-64
 Haneberg, Janet 1989
 Hardy, Akia 1994-96
 Harrington, LaRita 1998
 Harriston, Marsheela 1990-93
 Has, Mary 2005
 Hatten, Jackie 1993
 Havelka, Monica 1976-78
 Heard, Lyndsay 2011
 Hearons, Shelley 1962-64
 Heaton, Amy 1995-96
 Henton, Brandi 2011
 Hicks, Cardie 1975-76
 Higurashi, Kyoko 2001-02
 Hinshaw, C. 1965-67
 Ho, Julie 2004-05
 Hollans, Aisha 2005
 Holden, Laura 1966-68
 Hogan, Crystal 1998-00
 Hughey, Patsey 1967
 Hull, Karen 1980-81

• I-I-I •

Inoue, Tamara 2000-01

• J-J-J •

Jackson, Trise 1990-92
 Jacob, Courtney 2007-11
 Jacques, Mandy 1998-99
 James, Bernetta 1993-95
 Jamieson, Kathy 1984
 Jennings, Jenny 2001
 Johnson, Anna 1978
 Johnson, Charon 1992-93
 Johnson, Glory 2002-03
 Johnson, Nondi 2007-08
 Joy, Tammy 1988-90
 Jungers, Jeannie 1977-78

• K-K-K •

Kaludjerovich, Vjera 1990-91
 Kennedy, Susan 1965-67
 Kopecky, Vickie 1967
 Kossler, Judy 1969
 Kosta, Nanci 1974
 Kuchins, Jane 1974

• L-L-L •

Lampkin, Rayjanette 1993
 Langford, Judy 1964-66
 Larson, Bianca 2000
 Laureano, Cynthia 1969-71
 Lauremann, Rennae 1974-76
 LeDuc, Maggie 1969-70
 Lee, Angelique 1988-90
 Legaux, Nicole 1997-00
 Lehman, Sue 1974

Leonard, Nina 1981-84
 Lindahl, Lorie 1963
 Lisnock, Melanie 2008-11
Lottinville, Sarah 2010-present
 Loudagin, Judy 1964-66
 Love, Sharon 1965-67

• M-M-M •

Mack, Christina 2002-05
 Maddox, Kimberly 1978-81
 Matthews, Monique 1996-98
 Marshall, Stearlene 1978
 Martini, Alma 1963-65
 Martinson, Kathy 1965
 McCarthy, Lynne 1967
 McCartney, Mary 1964-66
 McCulley, Mary 1964-66
 McCutcheon, Crystal 2004-06
 McDonald, Tasha 1994
 McMichael, Shaundra 1985-86
 McNair, Syvonne 1983
 Metoyer, Toby 1995-97
 Miller, Michelle 1994-96
 Mohr, Margaret 1984-87
 Moore, Jackie 1998-01
 Moore, Penny 1989-91
Moorer, Tipesa 2009-present
 Morales, Phyllis 1965
 Morgan, Lorene 1980
 Morgan, Sandra 1970
 Morrison, Nettie 1964-66
 Moser, Carol 1979
 Mosher, Barbara 1976-78
 Murphy, Teresa 1976
 Murray, Princess 1993
 Musina, Valeriya 2008

• N-N-N •

Newidouski, Adara 1994-97
 Noel, Karen 1975-77

• O-O-O •

O'Brien, Kaiti 2006-09
 Olea, Melinda 1968-70
 Omoruyi, Rosalyn 2006

• P-P-P •

Pagani, Madison 2007
 Paige, Faye 1982-86
 Parker, Britney 2006
 Periolat, Aimee 1994-97
 Parriott, Kari 1990-92
 Partlow, Kay 1970
 Pena, Imelda 2007-08
 Peppler, Mary Jo 1966
 Perry, Barbara 1966-68
 Petty, Danielle 1996-98
 Pollard, LaTaunya 1980-83
 Porter, Jazmyne 2010-11
 Prindle, Donna 1972-73
 Prindle, Jeanine 1972-73
 Pullins, Vicki 1988-89

• Q-Q-Q •

Quan, Monica 2003-05

• R-R-R •

Ramsey, Ekuah 2001-02
 Rand, Missy 1983-86
 Reed, Sheila 1969-70
 Reedy, Joan 1963-65
 Reid, Cathy 1972-73
 Reis, Trish 1976-78
 Reslock, Lisa 1988-90
 Rice, Kim 1986
 Rogers, Jamie 2006
 Runyon, Cynthia 1972-73
 Rush, Cynetha 2003-05
 Rush, LaTisa 1992
 Russell, Linda 1974-75
 Rutherglen, Sheila 1969-71

• S-S-S •

Saltzman, Kathy 1969-71
 Sanchez, Marina 2000-01
 Santos, Fernanda 2005-06
 Saucedo, Lakin 2007-08
 Saunders, Jeannie 2005-06
 Schnell, Patti 1970-71
 Schroeder, Beth 1979-82
 Scott, Danielle 1991-92, 94
 Scudiero, Sabrina 1979-82
 Simonian, Cindy 1976-77
 Sims, Amanda 2011
 Sims, Lauren 2007-10
 Smith, Rhonda 1999-00
 Smith, Shannon 1987-88
 Spradley, Linda 1969-71
 Stark, Diedra Persell 1971-73
 Starkey, Alyssa 2011
 McDonald, Tasha 2000
 Stevens, Sue 1967-68
 Stiith, Lynne 1976-78
 Stout, Sarah 2003
 Stovall, Angie 1983-85
 Strange, Serina 1990-91
 Sula, Reta 1998-01
 Sutton, Cathy 1977-78
 Swoffer, Tonya 1988-89

• T-T-T •

Takata, Lisa 2007
 Tauau, Sal 1992
 Terhagen, LouAnn 1972
 Thienes, Denise 1979
 Thormahlen, Sherri 1990, 92-93
 Tialavea, Julie 1978-79
 Tilmon, Rosemary 1982-83
 Timmons, Brett 2007-10
 Tisdall, Sue 1968-69
 Toler, Penny 1987-89
 Trego, Nancy 1967
 Turner, Bettina 1986-88

• U-U-U •

Upshaw, Normela 1980-83

• V-V-V •

Valles, Senny 2011-present
 Veal, Jennifer 1993
 Vrachar, Suzana 1991-92
 Villanueva, Lucy 1993

• W-W-W •

Wade, Ally 2007-10
 Wade, Keshia 1997-00
 Waggoner, Jan 1964-65
 Waite, Traci 1988-89
 Walton, Adelle 2009
 Watson, Sue Stevens 1969-71
 Webster, Jeanne 1966-68
 Whitaker, Leslie 1973-75
 White, Jackie 1985
 Whitley, Donna 1980
 Whitfield, Montoya 2001
 Wilkerson, Dana 1988-91
 Williams, Linda 1967
 Williams, Lynea 2008-09
 Williams, Neisha 1993-94
 Wills, Linda 1972
 Willhoit, Val 2005-06
 Wilson, Candice 2002-05
 Wolfe, Marilyn 1971-72
 Woods, Cherlyn 1972-73

• Y-Y-Y •

Yox, Sharon 1969-70

Bold indicates current 49ers.

NATIONAL HONORS

KODAK ALL-AMERICAN

1981	LaTaunya Pollard
1983	LaTaunya Pollard
1985	Kirsten Cummings
1986	Cindy Brown
1987	Cindy Brown
1988	Penny Toler
1989	Penny Toler

KODAK ALL-DISTRICT VII

2000	Rhonda Smith
2001	Jackie Moore

WBCA ALL-AMERICAN

1982	LaTaunya Pollard
------	------------------

NAISMITH AWARD FINALIST

1983	LaTaunya Pollard
1986	Cindy Brown
1987	Cindy Brown
1989	Penny Toler

WADE TROPHY WINNER

1983	LaTaunya Pollard
------	------------------

OLYMPIANS

1980	LaTaunya Pollard (Boycotted Games)
1988	Cindy Brown (Gold Medal)

NCAA TOURNAMENT ALL-REGION

1982	LaTaunya Pollard
1983	•LaTaunya Pollard
1984	Kirsten Cummings
1985	Roslind Boger
1985	Jackie White
1985	Cindy Brown
1986	Cindy Brown
1987	Margaret Mohr
1987	Penny Toler
1987	•Cindy Brown
1988	•Penny Toler
1988	Traci Waites
1989	Penny Toler
1989	Traci Waites
	(= Region MVP)

ALL-NCAA FINAL FOUR

1987	Cindy Brown
1988	Penny Toler



FRESHMAN OF THE YEAR

1991	Kellie Bennett
2011	Brandi Henton

DEFENSIVE PLAYER OF THE YEAR

2001	Ekuah Ramsey
2003	Jennifer Baker

SIXTH WOMAN OF THE YEAR

2001	Crystal Givens
2003	Jinga Gosschalk

BEST HUSTLE PLAYER

2011	Courtney Jacob
------	----------------

ALL-FRESHMAN TEAM

1987	Shannon Smith
1988	Dana Wilkerson
1989	Janet Haneberg
1991	Danielle Scott
1991	Kellie Bennett
1997	Kesha Wade
1998	Reta Suta
2002	Jayme Connors
2005	Jeannie Saunders
2006	Karina Figueroa
2008	LaTorya Barbee
2009	Adelle Walton
2011	Brandi Henton

COACH OF THE YEAR

1986	Joan Bonvicini
2006	Mary Hegarty

CONFERENCE TOURNAMENT MVP

1987	Penny Toler
1988	Penny Toler
1989	Penny Toler

CONFERENCE ALL-TOURNAMENT

1986	Cindy Brown
1987	Shannon Smith
1987	Cindy Brown
1987	Penny Toler
1988	Traci Waites
1988	Angelique Lee
1988	Penny Toler
1989	Shameil Coleman
1989	Traci Waites
1989	Penny Toler
1990	Angelique Lee
1990	Penny Moore
1991	Penny Moore
1991	Trise Jackson
1991	Dana Wilkerson
1992	Trise Jackson
1992	Danielle Scott
1992	Marsheela Harriston
1997	Toby Metoyer
1999	Kesha Wade
2000	Rhonda Smith
2001	Ekuah Ramsey
2001	Jackie Moore
2003	Glory Johnson
2007	Karina Figueroa

PLAYER OF THE WEEK

1985-86	Carol Brandt
1985-86	Cindy Brown
1985-86	Cindy Brown

DID YOU KNOW...

LBSU is the 10th-winningest program in NCAA Division I history.

VICTORIES (Through 2010)

1. Tennessee (1,130)
2. Louisiana Tech (976)
3. Old Dominion (909)
4. Stephen F. Austin (892)
5. James Madison (880)
6. Texas (848)
7. Ohio State (836)
8. Tennessee Tech (814)
9. Stanford (798)
10. LONG BEACH STATE (793)

ALL-CONFERENCE SELECTIONS

PLAYER OF THE YEAR

1982	LaTaunya Pollard
1983	LaTaunya Pollard
1986	Cindy Brown
1988	Penny Toler (co)
1989	Penny Toler (co)
2001	Jackie Moore
2006	Crystal McCutcheon

FIRST TEAM

1978	Kim Maddox
1978	Monica Havelka
1979	Kim Maddox
1980	LaTaunya Pollard
1980	Kim Maddox
1981	LaTaunya Pollard
1981	Kim Maddox
1982	LaTaunya Pollard
1983	LaTaunya Pollard
1984	Kirsten Cummings
1985	Kirsten Cummings
1985	Cindy Brown
1986	Cindy Brown
1986	Faye Paige
1987	Cindy Brown
1987	Penny Toler
1988	Penny Toler
1989	Penny Toler
1990	Dana Wilkerson
1991	Penny Moore
1991	Dana Wilkerson
1992	Trise Jackson
1994	Danielle Scott
1995	Melissa Gower
1996	Ja'net Davis
1999	Rhonda Smith
2000	Rhonda Smith
2001	Reta Sula
2001	Jackie Moore
2002	Ekuah Ramsey
2003	Glory Johnson
2005	Aisha Hollans
2006	Crystal McCutcheon
2010	Karina Figueroa

SECOND TEAM

1979	Julie Tialavea
1979	Bev Groot
1980	Sabrina Scudiero
1981	Beth Schroeder
1982	Kirsten Cummings
1983	Kirsten Cummings
1984	Roslind Boger
1986	Carol Brandt
1988	Shameil Coleman

1989 Shameil Coleman

1989	Traci Waites
1992	Kari Parriott
1990	Penny Moore
1994	Melissa Gower
1996	Akia Hardy
1997	Toby Metoyer
2000	Ekuah Ramsey
2000	Reta Sula
2002	Crystal Givens
2003	Candice Wilson
2004	Petra Glaser
2005	Crystal McCutcheon
2005	Petra Glaser
2006	Fernanda Santos
2007	Karina Figueroa
2008	Karina Figueroa
2009	Whitney Fields
2011	Courtney Jacob

HONORABLE MENTION

1979	Toni Bell
1981	Jo Gabbard
1982	Sabrina Scudiero
1982	Beth Schroeder
1983	Faye Paige
1984	Nina Leonard
1984	Faye Paige
1985	Jackie White
1987	Shameil Coleman
1988	Dana Wilkerson
1988	Shannon Smith
1990	Angelique Lee
1992	Danielle Scott
1993	Marsheela Harriston
1995	Akia Hardy
1995	Kim Barfield
1996	Kim Barfield
1998	Kesha Wade
1998	Tomika Cantley
1999	Kesha Wade
1999	Reta Sula
1999	Charel Bailey
2001	Tamara Inoue
2002	Tamara Inoue
2004	Jayme Connors
2004	Candice Wilson
2005	Candice Wilson
2006	Jayme Connors
2006	Jeannie Saunders
2009	Lauren Sims
2010	Lauren Sims
2010	Ally Wade
2011	Brandi Henton



Trise Jackson



Kim Maddox



Crystal McCutcheon



Kesha Wade



Karina Figueroa

LaTaunya Pollard

YEAR	G	FGM-A	FG%	3FGM-A	3FG%	FTM-A	FT%	PTS	AVG
1979-80	34	295-570	.518	N/A	N/A	70-94	.745	660	19.4
1980-81	34	325-602	.540	N/A	N/A	83-121	.686	733	21.6
1981-82	29	292-540	.541	N/A	N/A	117-154	.760	701	24.2
1982-83	31	376-721	.521	N/A	N/A	155-201	.771	907	29.3
Career	128	1,288-2,433	.529	N/A	N/A	425-570	.745	3,001	23.4

Cindy Brown

YEAR	G	FGM-A	FG%	3FGM-A	3FG%	FT-A	FT%	PTS	AVG
1983-84	30	134-262	.554	N/A	N/A	50-79	.633	318	10.6
1984-85	30	228-387	.589	N/A	N/A	143-210	.681	599	20.0
1985-86	33	324-544	.596	N/A	N/A	157-226	.695	805	24.4
1986-87	35	362-625	.579	N/A	N/A	250-317	.789	974	27.8
Career	128	1,048-1,818	.576	N/A	N/A	600-832	.721	2,696	21.0

Penny Toler

YEAR	G	FG-A	FG%	3FGM-A	3FG%	FTM-A	FT%	PTS	AVG
1986-87	36	350-642	.545	N/A	N/A	87-113	.770	787	21.9
1987-88	30	290-571	.508	1-5	.200	94-120	.783	675	22.5
1988-89	35	293-590	.497	0-4	.000	145-177	.819	731	20.9
Career	101	933-1,803	.517	1-9	.111	326-410	.795	2,193	21.7

Kim Maddox

YEAR	G	FG-A	FG%	3FGM-A	3FG%	FTM-A	FT%	PTS	AVG
1977-78	25	143-377	.379	N/A	N/A	39-64	.609	327	13.1
1978-79	29	197-405	.486	N/A	N/A	61-97	.629	455	15.7
1979-80	34	256-530	.483	N/A	N/A	70-97	.722	582	17.1
1980-81	33	183-381	.480	N/A	N/A	47-66	.712	413	12.5
Career	121	779-1,693	.460	N/A	N/A	217-324	.669	1,777	14.7

Kirsten Cummings

YEAR	G	FGM-A	FG%	3FGM-A	3FG%	FTM-A	FT%	PTS	AVG
1981-82	29	134-280	.479	N/A	N/A	67-105	.638	335	11.6
1982-83	26	180-345	.522	N/A	N/A	64-97	.660	424	16.3
1983-84	27	195-401	.486	N/A	N/A	89-117	.761	479	17.7
1984-85	31	216-386	.560	N/A	N/A	70-89	.787	502	16.2
Career	113	725-1,412	.513	N/A	N/A	290-408	.710	1,740	15.4

Dana Wilkerson

YEAR	G	FGM-A	FG%	3FGM-A	3FG%	FTM-A	FT%	PTS	AVG
1987-88	33	94-201	.468	2-8	.250	56-93	.602	246	7.5
1988-89	35	134-256	.523	2-7	.286	69-109	.633	339	9.7
1989-90	34	208-475	.438	8-26	.308	106-140	.757	530	15.6
1990-91	32	208-464	.448	9-36	.250	95-140	.679	520	16.3
Career	134	644-1,396	.461	21-77	.272	326-482	.676	1,635	12.2

Karina Figueroa

YEAR	G	FGM-A	FG%	3FGM-A	3FG%	FTM-A	FT%	PTS	AVG
2005-06	20	69-179	.406	8-29	.276	45-62	.726	191	9.6
2006-07	32	187-534	.361	29-79	.367	117-144	.813	526	16.4
2007-08	21	93-254	.366	29-79	.367	52-66	.788	267	12.7
2009-10	30	170-429	.396	43-114	.377	150-189	.794	533	17.8
Career	103	519-1,396	.372	109-301	.362	364-461	.790	1,517	14.7

Beth Schroeder

YEAR	G	FGM-A	FG%	3FGM-A	3FG%	FTM-A	FT%	PTS	AVG
1978-79	32	170-351	.484	N/A	N/A	60-88	.682	400	12.5
1979-80	34	155-332	.467	N/A	N/A	60-78	.769	370	10.9
1980-81	34	121-244	.496	N/A	N/A	54-66	.818	296	8.7
1981-82	29	145-309	.469	N/A	N/A	45-68	.662	335	11.6
Career	129	591-1,236	.478	N/A	N/A	219-300	.730	1,401	10.9

Melissa Gower

YEAR	G	FGM-A	FG%	3FGM-A	3FG%	FTM-A	FT%	PTS	AVG
1991-92	20	24-52	.462	0-0	.000	19-32	.594	67	3.4
1992-93	27	96-211	.455	0-0	.000	58-92	.630	250	9.3
1993-94	28	174-361	.482	0-0	.000	95-150	.622	443	15.8
1994-95	27	235-439	.535	0-0	.000	167-250	.668	637	23.6
Career	102	529-1,063	.497	0-0	.000	339-524	.646	1,397	13.7

Trise Jackson

YEAR	G	FGM-A	FG%	3FGM-A	3FG%	FTM-A	FT%	PTS	AVG
1989-90	34	164-362	.453	25-67	.373	77-98	.786	430	12.7
1990-91	32	137-312	.439	13-43	.302	66-82	.805	353	11.0
1991-92	30	195-463	.421	45-111	.405	93-117	.795	528	17.6
Career	96	496-1,137	.436	83-221	.375	236-297	.794	1,311	13.7

Kesha Wade

YEAR	G	FGM-A	FG%	3FGM-A	3FG%	FTM-A	FT%	PTS	AVG
1996-97	27	130-306	.425	0-1	.000	66-123	.537	326	12.1
1997-98	26	129-316	.408	0-4	.000	79-127	.622	337	13.0
1998-99	29	127-275	.462	0-3	.000	81-125	.648	335	11.6
1999-00	31	98-218	.450	0-0	.000	59-113	.522	255	8.2
Career	113	484-1115	.434	0-8	.000	285-488	.584	1,253	11.1

Faye Paige

YEAR	G	FGM-A	FG%	3FGM-A	3FG%	FTM-A	FT%	PTS	AVG
1981-82	30	51-137	.372	N/A	N/A	28-53	.528	130	4.3
1982-83	31	178-389	.458	N/A	N/A	65-117	.556	421	13.6
1983-84	18	110-245	.449	N/A	N/A	54-75	.720	274	15.2
1985-86	34	182-365	.499	N/A	N/A	56-95	.589	420	12.4
Career	113	521-1,136	.458	N/A	N/A	203-340	.597	1,245	11.0

Monica Havelka

YEAR	G	FGM-A	FG%	3FGM-A	3FG%	FTM-A	FT%	PTS	AVG
1974-75	16	77-175	.440	N/A	N/A	20-37	.540	170	10.6
1975-76	25	140-336	.417	N/A	N/A	64-102	.627	344	13.8
1976-77	24	127-252	.503	N/A	N/A	76-115	.660	334	13.9
1977-78	27	159-306	.519	N/A	N/A	56-81	.691	374	13.9
Career	76	426-894	.476	N/A	N/A	216-335	.644	1,222	13.3

Shameil Coleman

YEAR	G	FGM-A	FG%	3FGM-A	3FG%	FTM-A	FT%	PTS	AVG
1985-86	25	43-88	.489	N/A	N/A	13-32	.406	99	4.0
1986-87	35	118-233	.506	N/A	N/A	51-71	.718	287	8.2
1987-88	34	144-275	.524	1-3	.333	60-88	.682	349	10.3
1988-89	35	166-336	.494	3-7	.429	93-129	.721	428	12.2
Career	129	471-932	.505	4-10	.400	217-320	.678	1,163	9.0

Lynne Stith

YEAR	G	FGM-A	FG%	3FGM-A	3FG%	FTM-A	FT%	PTS	AVG
1974-75	17	92-214	.429	N/A	N/A	27-44	.613	210	12.3
1975-76	19	40-91	.439	N/A	N/A	36-48	.750	116	6.1
1976-77	24	132-327	.403	N/A	N/A	75-104	.721	340	14.1
1977-78	27	209-340	.614	N/A	N/A	67-89	.752	485	13.4
Career	87	473-972	.486	N/A	N/A	205-285	.719	1,151	13.2

Crystal McCutcheon

YEAR	G	FGM-A	FG%	3FGM-A	3FG%	FTM-A	FT%	PTS	AVG
2003-04	28	103-245	.420	15-44	.341	59-78	.756	280	10.0
2004-05	28	140-300	.467	41-87	.471	62-80	.775	383	13.7
2005-06	28	167-416	.401	63-168	.375	80-96	.833	477	17.0
Career	84	410-961	.426	119-299	.398	201-254	.791	1,140	13.6

Sabrina Scudiero

YEAR	G	FGM-A	FG%	3FGM-A	3FG%	FTM-A	FT%</
------	---	-------	-----	--------	------	-------	-------

FROM 49ERS...



Jackie Moore



Crystal McCutcheon



Karina Figueroa

From The Beach to Overseas

at LBSU	Player	Where
2005-10	Karina Figueroa	Poland
2003-06	Crystal McCutcheon	Puerto Rico
2004-05	Aisha Hollans	Turkey
2002-05	Petra Glaser	Germany
2001-04	Lauren Bull	Europe
2001-04	Jinga Gosschalk	Israel
2001-03	Glory Johnson	Ireland
2000-02	Ekuah Ramsey	Holland
1999-02	Crystal Givens	Israel
1999-02	Tamara Inoeu	Australia
1998-01	Charel Bailey	England
1998-00	Rhonda Smith	Israel/Taiwan
1996-00	Kesha Wade	Holland
1994-96	Akia Hardy	ABL/Australia
1992-95	Melissa Gower	Spain
1993-94	Chenise Butler	Spain
1991-92	Bolivia Gaytan	Spain
1991-92	Suzana Vrachar	Croatia
1990-92	Trise Jackson	Spain
1983-88	Carol Brandt	Spain
1987-89	Traci Waites	Italy
1982-85	Kristen Cummings	ABL
1980-83	LaTaunya Pollard	Italy

From the WNBA to the ABL and overseas, the 49ers have had a great tradition of playing at the next level, and developing beyond college. From the stars of the 1980s, including Cindy Brown and Dana Wilkerson, to more recent players like Aisha Hollans, Crystal McCutcheon and Karina Figueroa, Long Beach State alumnae continue to represent The Beach.

The 49ers' position in the professional league doesn't stop on the floor either, particularly in the case of Penny Toler. A two-time All-American at Long Beach State, Toler moved from the court to the front office after her professional career, where she serves as the Los Angeles Sparks General Manager.

...TO PROS

49ers in the Pros

Cindy Brown

Seattle Reign (ABL), Detroit Shock (WNBA), Utah Starzz (WNBA)

Penny Moore

Charlotte Sting (WNBA), Washington Mystics (WNBA)

Penny Toler

Los Angeles Sparks (WNBA)

Dana Wilkerson

Long Beach StingRays (ABL)

Jackie Moore

Indiana Fever (WNBA)



Cindy Brown



Dana Wilkerson



Penny Toler



#53
Cindy Brown
1983-87



Brown was instrumental in the 49ers' first Final Four appearance in 1987. In addition to being a two-time All-American, Brown was also named the PCAA Player of the Year in 1986-87. She finished her career at LBSU ranked second in career points and first in total rebounds and steals. Also, her 60 points in one game still remains the NCAA individual scoring record over 20 years later.

YEAR	G	FGM-A	FG%	3FGM-A	3FG%	FTM-A	FT%	PTS	AVG
1983-84	30	134-262	.554	N/A	N/A	50-79	.633	318	10.6
1984-85	30	228-387	.589	N/A	N/A	143-210	.681	599	20.0
1985-86	33	324-544	.596	N/A	N/A	157-226	.695	805	24.4
1986-87	35	362-625	.579	N/A	N/A	250-317	.789	974	27.8
Career	128	1048-1818	.576	N/A	N/A	600-832	.721	2,696	21.0



#15
LaTaunya Pollard
1979-83



A 1983 Wade Trophy award winner, Pollard set the standard for others to follow at Long Beach State. Pollard established the school record for scoring, field goals and free throws made, and was second in rebounds and field goal shooting. Pollard was a two-time All-American, and the first 49er to eclipse 3,000 points in her career. A two-time conference player of the year, she was a member of the 1980 Olympic team.

YEAR	G	FGM-A	FG%	3FGM-A	3FG%	FTM-A	FT%	PTS	AVG
1979-80	34	295-570	.518	N/A	N/A	70-94	.745	660	19.4
1980-81	34	325-602	.540	N/A	N/A	83-121	.686	733	21.6
1981-82	29	292-540	.541	N/A	N/A	117-154	.760	701	24.2
1982-83	31	376-721	.521	N/A	N/A	155-201	.771	907	29.3
Career	128	1288-2433	.529	N/A	N/A	425-570	.745	3,001	23.4



#4
Penny Toler
1986-89



Toler played on both of Long Beach State's Final Four teams in 1987 and 1988, earning All-America honors both years. She, along with Pollard and Brown, are the only 49ers to score over 2,000 points. Toler also left LBSU with a school record 513 assists.

YEAR	G	FGM-A	FG%	3FGM-A	3FG%	FTM-A	FT%	PTS	AVG
1986-87	36	350-642	.545	N/A	N/A	87-113	.770	787	21.9
1987-88	30	290-571	.508	1-5	.200	94-120	.783	675	22.5
1988-89	35	293-590	.497	0-4	.000	145-177	.819	731	20.9
Career	101	933-1803	.517	1-9	.111	326-410	.795	2,193	21.7

1986-87 FINAL FOUR TEAM

No.	Name	Pos.	Ht.	Yr.	PPG	RPG	APG	Hometown / Previous School
4	Penny Toler	G	5-8	So.	21.9	2.9	6.6	Washington D.C. / St. Anthony's HS
11	Scheron Douglas	G/F	5-10	Sr.	4.1	1.9	1.1	San Francisco, Calif. / S. San Francisco HS
12	Shameil Coleman	G/F	5-11	So.	8.2	4.3	1.6	Los Angeles, Calif. / Fairfax HS
14	Bettina Turner	F	6-0	So.	5.4	2.6	0.7	Colbert, Okla. / Colbert HS
21	Shannon Smith	F	6-3	Fr.	8.9	6.4	1.3	Seattle, Wash. / Franklin HS
24	Vicki Austin	G	5-7	So.	2.9	0.7	1.5	East Moline, Ill. / United Township HS
25	Lisa Ellis	C	6-6	So.	5.4	5.0	0.3	Portland, Ore. / Reynolds HS
33	Margaret Mohr	G	5-8	Sr.	6.4	2.8	4.0	Thousand Oaks, Calif. / LaReina HS
42	Cheryl Dowell	F	6-1	So.	7.1	5.3	0.8	Evansville, Ind. / Bosse HS
53	Cindy Brown	F	6-2	Sr.	28.8	9.9	2.6	Portland, Ore. / Grant HS

Head Coach: Joan Bonvicini

Assistant Coaches: Michael Abraham, LaTaunya Pollard, Missy Rand

1986-87 SCHEDULE/RESULTS

N.28	a	Texas 100, LBSU 86
N.29	a	LBSU 94, Old Dominion 61
D.2		LBSU 106, Arizona State 69
D.5		LBSU 82, Oregon 69
D.7		LBSU 73, Oregon State 62
D.12	b	LBSU 76, Arkansas 58
D.13	b	LBSU 97, Texas A&M 71
D.15		LBSU 100, UCLA 65
J.3		LBSU 78, Fairfield 53
J.5	•	LBSU 117, UNLV 84
J.8	•	LBSU 80, San Diego State 59
J.10	•	LBSU 104, UC Irvine 55
J.12	•	LBSU 91, CS Fullerton 61
J.14		LBSU 99, Louisiana Tech 95 OT
J.17	•	LBSU 114, Fresno State 70
J.22	•	LBSU 120, San Jose State 53
J.24	•	LBSU 114, Pacific 65
J.26	•	LBSU 87, USC 69
J.29	•	LBSU 105, UC Santa Barbara 25
J.31	•	LBSU 79, Fresno State 78
F.5	•	LBSU 67, Hawaii 51
F.7	•	Hawaii 67, LBSU 66 OT
F.12	•	LBSU 115, UC Santa Barbara 50
F.14	•	LBSU 99, Pacific 46
F.16	•	LBSU 149, San Jose State 69
F.19	•	LBSU 86, UNLV 63
F.21	•	LBSU 109, San Diego State 73
F.26	•	LBSU 87, UC Irvine 54
F.28	•	LBSU 107, CS Fullerton 63
M.5	c-1	LBSU 123, Pacific 65
M.6	c-2	LBSU 108, San Diego State 74
M.7	c-2	LBSU 98, UNLV 57
M.14	d-1	LBSU 72, Washington 57
M.19	d-2	LBSU 94, Mississippi 55
M.21	d-2	LBSU 102, Ohio State 82
M.27	e	Tennessee 74, LBSU 64

Home games in bold.

- PCAA Game
- a USC/Los Angeles Times Tournament
- b LBSU Dial Soap Classic
- c-1 PCAA Tournament (Long Beach)
- c-2 PCAA Tournament (The Forum)
- d-1 NCAA 2nd Round (Long Beach)
- d-2 NCAA West Regionals (UCLA)
- e NCAA Final Four (Austin, Texas)



SEASON HIGHLIGHTS

- Overall Record: 33-3
- PCAA Record: 17-1
- Final National Rankings: AP-4, USA Today-4
- LBSU Dial Soap Classic Champions
- PCAA Regular Season Champions
- PCAA Tournament Champions
- NCAA West Regional Champions
- Cindy Brown: First Team, Kodak All-American
- Cindy Brown: Naismith Award Finalist
- Cindy Brown: First Team All-PCAA
- Penny Toler: First Team All-PCAA
- Shameil Coleman: Honorable Mention All-PCAA
- Shannon Smith: PCAA All-Freshman Team
- Penny Toler: PCAA Tournament MVP
- Cindy Brown: PCAA All-Tournament Team
- Shannon Smith: PCAA All-Tournament Team
- Cindy Brown: NCAA West Region MVP
- Penny Toler: All-NCAA West Region
- Margaret Mohr: All-NCAA West Region
- Cindy Brown: All-NCAA Final Four

1987-88 FINAL FOUR TEAM

No.	Name	Pos.	Ht.	Yr.	PPG	RPG	APG	Hometown / Previous School
3	Traci Waites	G	5-8	Jr.	10.9	3.8	4.5	Conyers, Ga./ Rockdale County HS
4	Penny Toler	G	5-8	Jr.	22.5	3.5	5.3	Washington D.C. / St. Anthony's HS
11	Dana Wilkerson	G	5-6	Jr.	7.5	2.7	3.6	Anderson, Ind. / Anderson HS
12	Shameil Coleman	G/F	5-11	Jr.	10.3	5.6	2.3	Los Angeles, Calif. / Fairfax HS
14	Bettina Turner	F	6-0	Jr.	5.0	1.6	1.6	Colbert, Okla. / Colbert HS
21	Shannon Smith	C	6-3	So.	10.8	7.2	1.3	Seattle, Wash. / Franklin HS
30	Carol Brandt	F	6-2	Sr.	4.7	2.7	0.5	Cerritos, Calif. / Cerritos HS
31	Tammy Joy	G	5-10	Fr.	2.1	1.3	0.2	Emmitsburg, Md. / Catoctin HS
32	Tonya Swoffer	F	6-2	Fr.	2.3	1.9	0.1	Independence, Mo. / William Chrisman HS
40	Angelique Lee	C	6-4	So.	10.9	6.5	0.2	Kansas City, Mo. / Van Horn HS
42	Cheryl Dowell	F/C	6-1	Jr.	8.4	6.7	1.1	Evansville, Ind. / Bosse HS
43	Lisa Reslock	G/F	6-1	Fr.	2.3	2.2	0.8	Portland, Ore. / St. Mary's HS

Head Coach: Joan Bonvicini

Assistant Coaches: Michael Abraham, Glenn McDonald

1987-88 SCHEDULE/RESULTS

D.3		LBSU 103, UCLA 57
D.5	a	Iowa 82, LBSU 75
D.6	a	LBSU 94, NC-Charlotte 56
D.11	b	LBSU 95, Toledo 53
D.12	b	Auburn 87, LBSU 76
D.18		Texas 99, LBSU 85
J.2	•	LBSU 91, UC Irvine 68
J.4	•	LBSU 70, UC Santa Barbara 44
J.7	•	LBSU 96, San Jose State 33
J.9	•	LBSU 72, Fresno State 56
J.16	•	LBSU 100, UNLV 74
J.20		Georgia 74, LBSU 64
J.22		Old Dominion 85, LBSU 76
J.28	•	LBSU 106, Pacific 52
J.30	•	LBSU 83, CS Fullerton 48
F.4	•	LBSU 79, Fresno State 64
F.6	•	LBSU 82, San Jose State 51
F.11	•	LBSU 101, UC Irvine 41
F.13	•	LBSU 82, UNLV 78
F.16		LBSU 80, USC 78
F.18	•	LBSU 96, San Diego State 76
F.20	•	LBSU 80, CS Fullerton 43
F.25	•	LBSU 77, Hawaii 65
F.27	•	LBSU 98, Pacific 57
M.1	•	LBSU 90, San Diego State 65
M.3	•	LBSU 91, UC Santa Barbara 64
M.5	•	LBSU 108, Hawaii 77
M.10	c-1	LBSU 77, Pacific 50
M.11	c-2	LBSU 94, San Diego State 78
M.12	c-2	LBSU 79, UNLV 58
M.19	d	LBSU 103, Colorado 64
M.24	e	LBSU 104, Washington 78
M.26	e	LBSU 98, Iowa 78
A.1	f	Auburn 68, LBSU 55

Home games in **bold**.

- PCAA Game
- a Northern Illinois Fastbreak Fest
- b LBSU Dial Soap Classic
- c-1 PCAA Tournament (Long Beach)
- c-2 PCAA Tournament (The Forum)
- d NCAA 2nd Round (Long Beach)
- e NCAA West Regionals (Long Beach)
- f NCAA Final Four (Tacoma, Wash.)



Season Highlights

Overall Record: 28-6
 PCAA Record: 18-0
 Final National Rankings: AP-7, USA Today-4
 PCAA Regular Season Champions
 PCAA Tournament Champions
 NCAA West Regional Champions
 Penny Toler: First Team, Kodak All-American
 Penny Toler: Co-PCAA Player of the Year
 Penny Toler: First Team All-PCAA
 Shameil Coleman: Second Team All-PCAA
 Shannon Smith: Honorable Mention All-PCAA
 Dana Wilkerson: Honorable Mention All-PCAA
 Dana Wilkerson: PCAA All-Freshman Team
 Penny Toler: PCAA Tournament MVP
 Traci Waites: PCAA All-Tournament Team
 Shameil Coleman: PCAA All-Tournament Team
 Penny Toler: NCAA West Region MVP
 Traci Waites: All-NCAA West Region
 Penny Toler: All-NCAA Final Four

YEAR-BY-YEAR RESULTS

1962-63 (4-0)

Coach: Frances Schaafsma

Opponents and scores N/A

1963-64 (7-0)

Coach: Frances Schaafsma

Chapman	W	62-4
at San Diego State	W	53-22
at CS Northridge	W	48-26
at UCLA	W	59-21
CS Northridge	W	61-22
Whittier	W	49-20
at CS Los Angeles	W	48-32

1964-65 (7-0)

Coach: Frances Schaafsma

CS Los Angeles	W	39-29
CS Northridge	W	46-26
at San Diego State	W	49-13
at Cal Western	W	44-15
at CS Northridge	W	41-16
Cal Poly	W	66-25
at CS Los Angeles	W	43-34

1965-66 (8-2/6-2 ECCSCC)

Coach: Frances Schaafsma

CS Fullerton	L	39-44
CS Northridge	W	33-32
at CS Los Angeles	W	48-26
CS Los Angeles	W	61-9
at San Diego State	W	53-20
at San Diego State	W	46-12
at CS Fullerton	L	29-38
# UC Santa Barbara	W	65-13
# CS Northridge	W	52-40
# CS Fullerton	W	43-38

ECCSCC Tournament

1966-67 (8-4/6-2 ECCSCC)

Coach: Frances Schaafsma

Cal Poly	W	50-27
UCLA	W	52-30
CS Northridge	L	28-32
CS Los Angeles	W	38-29
at Fresno State	L	31-34
at CS Los Angeles	W	34-26
Fresno State	W	37-20
CS Fullerton	W	31-30
at CS Northridge	L	35-41
# Cal Poly	W	44-36
# San Diego State	W	33-26
# CS Fullerton	L	31-47

ECCSCC Tournament

1967-68 (13-2/10-1 ECCSCC)

Coach: Frances Schaafsma

at UC Santa Barbara	W	62-35
UCLA	L	29-38
at San Diego State	W	45-27
USC	W	42-24
CS Fullerton	W	45-39
CS Northridge	W	58-23
CS Los Angeles	W	45-34
at USC	W	43-29
UC Santa Barbara	W	78-39
at CS Los Angeles	W	48-32
at UCLA	W	55-32
# UCLA	W	39-29
# CS Los Angeles	W	49-39
# CS Los Angeles	W	44-22
# CS Fullerton	L	27-42

ECCSCC Tournament

1968-69 (10-3/8-2 ECCSCC)

Coach: Frances Schaafsma

Cal Poly	W	42-38
at UC Santa Barbara	W	54-37
at UCLA	W	45-40
Occidental	W	70-34
UC Santa Barbara	W	66-42
at CS Los Angeles	W	50-30
USC	L	51-56

San Diego State	W	60-28
at CS Fullerton	L	34-35
at USC	W	39-37
UCLA	W	40-37
# Fresno State	W	57-27
# CS Fullerton	L	33-42

ECCSCC Tournament

1969-70 (13-2/10-0 ECCSCC)

Coach: Frances Schaafsma

Occidental	W	51-45
UCLA	W	55-30
at UC Santa Barbara	W	80-33
at Cal Poly	W	58-28
at CS Los Angeles	W	63-20
USC	W	55-28
UC Santa Barbara	W	77-36
Cal Poly	W	48-25
CS Los Angeles	W	76-19
at CS Fullerton	L	37-53
CS Fullerton	W	57-53
San Diego State	W	57-38
# Cal Poly Pomona	W	60-28
# Occidental	W	65-51
# CS Fullerton	L	45-63

ECCSCC Tournament

1970-71 (10-5/4-1 ECCSCC)

Coach: Frances Schaafsma

at Cal Poly	L	30-34
at UC Santa Barbara	W	67-42
at CS Los Angeles	L	32-33
Cal Poly	W	38-30
UC Santa Barbara	W	58-25
BYU	W	52-37
CS Hayward	W	71-35
CS Chico	W	60-38
at UC Davis	W	38-37
at San Diego State	L	38-42
at CS Fullerton	L	38-49
CS Los Angeles	W	47-28
# Cal Poly Pomona	W	52-34
# UCLA	W	48-40
# CS Fullerton	L	39-54

ECCSCC Tournament

1971-72 (13-6/6-0 SCWIAAC)

Coach: Frances Schaafsma

at UCLA	L	50-62
at Cal Poly Pomona	W	41-20
at Cal Poly	W	55-37
at UC Santa Barbara	W	79-32
at UC Davis	W	54-30
CS Fullerton	L	43-57
at CS Los Angeles	W	41-33
Cal Poly	W	45-32
UC Santa Barbara	W	55-37
So. Connecticut	W	48-42
Queens College	L	51-55
Illinois State	W	59-41
Tennessee-Martin	L	43-53
at CS Fullerton	L	28-49
CS Los Angeles	W	49-44
Fresno State	W	55-39
! San Diego State	W	55-48
! UCLA	W	72-40
! CS Fullerton	L	42-54

! SCWIAAC Tournament

1972-73 (13-5/6-0 SCWIAAC)

Coach: Frances Schaafsma

Cal Poly Pomona	W	46-44
Cal Poly	W	65-34
CS Los Angeles	W	40-34
at Cal Poly	W	57-32
at UC Santa Barbara	W	66-35
UCLA	L	37-52
UC Santa Barbara	W	74-43
at CS Los Angeles	W	50-25
% CS Hayward	W	30-28
% UCLA	W	37-36
% UC Riverside	L	37-39

at CS Northridge	W	45-42
San Diego State	W	48-37
CS Northridge	W	64-28
UC Riverside	W	38-30
CS Fullerton	L	38-55
\$ Mercer	L	46-55
\$ Kansas State	L	43-49

% Fresno State Tournament (Fresno, Calif.)

\$ AIAW Regionals

1973-74 (13-5/8-0 SCWIAAC)

Coach: Frances Schaafsma

at UC Santa Barbara	W	66-43
at CS Fullerton	L	46-56
at UCLA	L	37-62
CS Los Angeles	W	38-30
UC Santa Barbara	W	57-32
Cal Poly Pomona	W	50-35
at USC	W	70-30
at San Diego State	W	56-53
at Cal Poly Pomona	W	65-43
San Diego State	W	45-32
USC	W	62-31
at CS Los Angeles	W	54-36
at Fresno State	W	56-45
UCLA	W	40-39
at Fresno State	L	39-54
! CS Fullerton	L	48-59
! Cal Poly Pomona	W	58-45
! UCLA	L	44-62

! SCWIAAC Tournament

1974-75 (16-5/9-1 SCWIAAC)

Coach: Frances Schaafsma

at USC	W	79-36
San Diego State	W	71-47
UCLA	W	50-45
UC Santa Barbara	W	66-50
at CS Los Angeles	W	57-38
at Cal Poly Pomona	L	56-61
CS Fullerton	L	51-60
USC	W	70-39
at San Diego State	W	65-55
CS Los Angeles	W	74-36
at UC Santa Barbara	W	68-36
Cal Poly Pomona	W	66-60
UNLV	W	81-70
% Humbolt State	W	86-16
% Chico State	W	60-48
% Fresno State	L	57-59
* CS Northridge	W	61-52
* CS Fullerton	L	57-78
! Cal Poly Pomona	W	56-53
! Sacramento State	W	57-54
! CS Fullerton	L	60-68

% Chico State Tournament (Chico, Calif.)

* UC Riverside Tournament (Riverside, Calif.)

! SCWIAAC Tournament

1975-76 (18-7/9-4 WCAA)

Coach: Frances Schaafsma

D.19 % Fresno State	W	86-44
D.20 % USC	W	70-65
D.20 % Cal Poly Pomona	W	55-53
J.1 * UC Davis	W	71-43
J.2 * Sacramento State	W	68-63
J.3 * UNLV	W	83-75
J.17 • at USC	W	77-47
J.21 • UCLA	L	62-75
J.23 • at San Diego State	W	63-45
J.30 • UC Santa Barbara	W	73-62
J.31 • Cal Poly	W	81-41
F.6 • Fresno State	W	62-60
F.7 • CS Fullerton	L	60-64
F.14 • at Fresno State	W	54-48
F.18 • at UCLA	L	62-67
F.20 • at Cal Poly Pomona	L	61-64
F.27 • at UC Santa Barbara	W	62-48
F.28 • at Cal Poly	W	85-33
M.4 • CS Northridge	W	75-60
M.12 ^ Sacramento State	W	61-58
M.13 ^ UCLA	W	78-77

M.14 ^ CS Fullerton	L	59-78
M.24 \$ Immaculata	L	65-84
M.25 \$ Portland State	W	74-54
M.26 \$ Mississippi College	L	81-95

* WCAA Game

% CP Pomona Tournament (Pomona, Calif.)

* Chico State Tournament (Chico, Calif.)

^ WIAAW Regionals (San Jose, Calif.)

\$ AIAW Tournament (State College, Pa.)

1976-77 (14-10/5-3 WCAA)

Coach: Frances Schaafsma

D.3 % Delta State	L	58-84
D.4 % Immaculata	L	73-75
D.17 * San Francisco State	W	76-66
D.18 * CS Northridge	W	83-66
D.19 * Cal Poly Pomona	L	67-81
J.6 € UC Davis	W	92-39
J.7 € CS Northridge	L	73-74
J.8 € San Diego State	W	81-60
J.11 CS Northridge	W	97-74
J.19 • USC	W	91-71
J.22 • at UCLA	L	59-93
J.29 • San Diego State	W	76-60
F.2 • CS Fullerton	W	79-74
F.4 at Cal Poly Pomona	W	72-67
F.9 • UCLA	L	73-86
F.12 • at USC	W	94-87
F.16 Cal Poly Pomona	L	62-63
F.18 • at San Diego State	W	95-74
F.22 at CS Northridge	W	77-75
M.3 • at CS Fullerton	L	60-83
M.5 UC Santa Barbara	W	69-53
M.10 ^ CS Northridge	L	68-78
M.11 ^ at UCLA	L	77-91
M.12 ^ San Francisco State	W	62-53

* WCAA Game

% Tournament of Champions (Las Vegas, Nev.)

* CP Pomona Tournament (Pomona, Calif.)

€ Chico State Tournament (Chico, Calif.)

^ WIAAW Regional

1977-78 (18-9/4-4 WCAA)

Coach: Frances Schaafsma

N.21 New Mexico State	W	91-43
N.24 % Missouri	L	81-87
N.25 % Nebraska	W	98-68
N.26 % Texas Tech	W	69-66
D.9 Arizona	W	112-54
D.10 Arizona State	W	118-59
D.20 Utah	W	63-60
J.5 Biola	W	92-62
J.18 • UCLA	L	94-107
J.20 • at USC	L	54-56
J.21 Kansas State	W	99-88
J.26 • San Diego State	W	81-68
J.28 Cal Poly Pomona	L	57-64
F.1 • at CS Fullerton	W	75-62
F.8 • at UCLA	L	66-94
F.10 • USC	W	77-59
F.16 • at San Diego State	W	79-52
F.20 UC Santa Barbara	W	96-46
F.25 at San Jose State	W	70-57
F.28 at CS Northridge	W	89-61
M.2 • CS Fullerton	L	76-78
M.9 ^ CS Fullerton	W	67-63
M.10 ^ UCLA	L (ot)	78-79
M.11 ^ Cal Poly Pomona	W	97-63
M.17 + Drake	W	81-71
M.18 + Old Dominion	L	58-77
M.23 + Kentucky	L	69-76

* WCAA Game

% Queens Classic (Plainview, Texas)

^ WIAAW Regionals (Palo Alto, Calif.)

+ WNIT (Nacogdoches, Texas)

YEAR-BY-YEAR RESULTS

1978-79 (24-8/6-2 WCAA)

Coach: Frances Schaafsma

N.23% Valdosta State	W	74-58
N.24 % Houston	W	96-82
N.25 % USC	W	84-73
N.27 at Phillips	W	86-73
N.29 at Kansas State	W	70-62
D.7 San Jose State	W	90-69
D.8 at UC Santa Barbara	W	92-53
D.13 CS Northridge	W	72-48
D.15 * Washington	W	79-72
D.16 * San Diego State	W	92-65
D.21 Weber State	W	106-75
J.11 LSU	W	80-78
J.12 Arizona State	W	100-64
J.16 • USC	W	81-74
J.19 • at UCLA	L	77-84
J.25 at Biola	W	82-69
J.27 • at San Diego State	W	82-66
F.1 • CS Fullerton	W	78-69
F.3 at Pepperdine	W	78-63
F.7 • UCLA	L	74-76
F.12 Stanford	L	66-67
F.15 • San Diego State	W	82-51
F.17 • at USC	W	78-62
F.22 Pepperdine	W	69-64
F.24 at Cal Poly Pomona	L (ot)	68-69
F.28 • at CS Fullerton	W	85-67
M.2 California	W	75-56
M.8 \$ Cal Poly Pomona	W	75-74
M.9 \$ UNLV	W	81-78
M.10 \$ UCLA	L	80-96
M.16 \$ Fordham	L	52-62
M.17 \$ Rutgers	L	84-96

• WCAA Game
% Plainview Classic (Plainview, Texas)
* California Invitational (Berkeley, Calif.)
\$ AIAW Tournament

1979-80 (28-6/12-0 WCAA)

Coach: Joan Bonvicini

N.17 Drake	W	97-67
N.20 CS Los Angeles	W	85-58
N.29 % Montana State	W	101-66
N.30 % Nebraska	W	67-54
D.1 % Pepperdine	W	93-55
D.4 Biola	W	87-60
D.16 Stanford	W	85-76
D.18 * Tennessee	W	71-68
D.19 * Louisiana Tech	L	82-86
D.21 California	W	93-91
J.7 Old Dominion	L	56-84
J.8 Missouri	W	96-67
J.10 • Arizona State	W	73-52
J.11 • Arizona	W	110-51
J.17 Cal Poly Pomona	W	87-82
J.19 • at San Diego State	W	73-63
J.23 • at UCLA	W	82-79
J.25 • USC	W	75-73
J.30 • at CS Fullerton	W	84-70
F.1 at San Francisco	L	54-63
F.2 at San Jose State	W	79-69
F.8 • at Arizona State	W	64-53
F.9 • at Arizona	W	92-58
F.12 • San Diego State	W (ot)	63-61
F.15 at Texas	L	69-94
F.16 at Stephen F. Austin	L	64-92
F.20 • UCLA	W	94-91
F.23 • at USC	W	84-78
F.27 • CS Fullerton	W	87-81
M.6 \$ California	W	79-56
M.7 \$ UCLA	W	89-88
M.8 \$ USC	W	90-72
M.15 \$ NC State	W	86-72
M.18 \$ at Louisiana Tech	L	70-96

• WCAA Game
% Cal Invitational (Berkeley, Calif.)
* Tournament of Champions (Las Vegas, Nev.)
\$ AIAW Tournament (San Jose, Calif.)

1980-81 (27-7/10-2 WCAA)

Coach: Joan Bonvicini

N.29 Fresno State	W	85-40
D.4 Oregon	W	91-80
D.6 at Cal Poly Pomona	W	95-59
D.9 CS Los Angeles	W	118-62
D.12 California	W	99-79
D.19 % Rutgers	L	64-71
D.20 % Kansas	W	73-72
J.2 Kansas	W	90-77
J.3 San Jose State	W	79-56
J.7 Colorado	W	57-55
J.9 • Arizona State	W	89-37
J.10 • Arizona	W	93-39
J.14 at Old Dominion	L	71-87
J.15 at Virginia	W	73-71
J.17 at Maryland	W	85-76
J.22 • UCLA	L	76-85
J.24 • at USC	L	70-79
J.28 Louisiana Tech	L	73-78
J.30 • at CS Fullerton	W	96-68
J.31 Pepperdine	W	92-73
F.6 • at Arizona State	W	84-38
F.7 • at Arizona	W	68-43
F.11 • at San Diego State	W	76-65
F.13 UNLV	W	83-45
F.18 • at UCLA	W	85-65
F.20 • USC	W	79-74
F.24 • San Diego State	W	68-58
F.26 • CS Fullerton	W	96-72
M.7 at UNLV	W	97-85
M.12 \$ at Pepperdine	W	80-57
M.13 \$ San Diego State	W	71-56
M.14 \$ USC	L	70-87
M.21 \$ Rutgers	W	77-73
M.24 \$ at Old Dominion	L	60-76

• WCAA Game
% Manufacturers Hanover Classic (New York, N.Y.)
\$ AIAW Championships (Malibu, Calif.)

1981-82 (24-6/11-1 WCAA)

Coach: Joan Bonvicini

N.28 Washington State	W	86-45
D.3 Texas	W	74-61
D.5 Stanford	W	60-57
D.7 Utah	W	84-61
D.12 at California	W	70-63
D.13 at San Jose State	W	75-54
D.19 Minnesota	W	81-59
J.2 Nebraska	W	110-71
J.5 Old Dominion	W	73-67
J.8 • at Arizona	W	77-53
J.9 • at Arizona State	W (2ot)	90-89
J.13 at Illinois	L (3ot)	91-97
J.14 at Illinois State	L	71-75
J.16 at Northwestern	L	58-75
J.19 at Louisiana Tech	L	46-74
J.23 • San Diego State	W	65-53
J.28 • at UCLA	W	74-73
J.30 Stephen F. Austin	W	80-71
F.4 • Arizona	W	84-48
F.6 • Arizona State	W	81-66
F.9 Cal Poly Pomona	W	81-68
F.11 • CS Fullerton	W	87-71
F.17 • at San Diego State	W	79-70
F.20 • at USC	L	65-67
F.24 • UCLA	W	63-61
F.27 at Pepperdine	W	83-70
M.1 • USC	W (3ot)	89-84
M.6 • at CS Fullerton	W	84-67
M.12 & Howard	W	95-57
M.19 & Drake	L	78-91

• WCAA Game
& NCAA Tournament

1982-83 (24-7/12-2 WCAA)

Coach: Joan Bonvicini

D.3 Pepperdine	W	92-52
D.7 California	W	76-65
D.10 ! U.S. International	W	112-50
D.11 ! San Jose State	W	89-63
D.17 at Oregon	W (ot)	75-74

D.19 % Portland State	W	79-43
D.20 % Oregon	W	71-53
D.21 % Louisiana Tech	L	59-91
D.30 Wisconsin	W (2ot)	66-62
J.3 Missouri	W	82-65
J.6 • Arizona State	L	81-84
J.8 • Arizona	W	106-69
J.12 at Old Dominion	L	58-81
J.14 at Cheyney State	L	54-71
J.16 at Marist	W	106-54
J.20 • UCLA	W	81-63
J.24 Louisiana Tech	L	57-75
J.28 • USC	W (ot)	74-73
F.2 • at UCLA	W	82-60
F.9 • San Diego State	W	112-67
F.11 • at CS Fullerton	W	85-77
F.15 • Stanford	W	95-60
F.19 • at USC	L	65-90
F.25 • at Arizona	W	94-67
F.26 • at Arizona State	W	96-82
M.1 • at San Diego State	W	80-76
M.4 • CS Fullerton	W	98-75
M.10 • at Stanford	W	96-51
M.19 & Stephen F. Austin	W	88-51
M.24 & Oregon State	W	92-72
M.26 & USC	L	74-81

• WCAA Game
! LBSU Dial Soap Classic (Long Beach, Calif.)
% Giusti Tournament (Portland, Ore.)
& NCAA Tournament

1983-84 (25-6/13-1 WCAA)

Coach: Joan Bonvicini

N.29 at Pepperdine	W	94-51
D.2 San Francisco	W	104-65
D.9 ! Fresno State	W	83-55
D.10 ! BYU	W	90-86
D.13 Tennessee	W	56-51
D.21 Illinois	W	63-54
D.30 Illinois State	W	105-63
J.4 at Texas	L	72-73
J.6 at Louisiana Tech	L	57-73
J.11 Old Dominion	L	51-75
J.14 • Stanford	W	73-62
J.17 • at San Diego State	W	82-76
J.20 • at Arizona	W	75-61
J.21 • at Arizona State	W	86-68
J.25 • at UCLA	W	93-82
J.28 • CS Fullerton	W	83-72
F.4 • at USC	L	69-79
F.9 at Utah State	W	111-57
F.10 at Utah	L	70-72
F.16 • Arizona State	W	78-51
F.18 • Arizona	W	77-53
F.21 UC Irvine	W	61-35
F.25 • at Stanford	W	89-56
F.26 at San Jose State	W	87-45
M.1 • UCLA	W	67-61
M.4 • USC	W	71-67
M.7 • San Diego State	W	68-63
M.10 at CS Fullerton	W	68-50
M.16 & UNLV	W	68-58
M.22 & San Diego State	W (ot)	91-73
M.24 & USC	L	74-90

• WCAA Game
! LBSU Dial Soap Classic (Long Beach, Calif.)
& NCAA Tournament

1984-85 (28-3/13-1 WCAA)

Coach: Joan Bonvicini

N.24 at UC Irvine	W	87-60
N.30 % Cheyney State	W	91-42
D.1 % at Detroit	W	70-67
D.7 ! Wyoming	W	112-37
D.8 ! Washington	W	75-66
D.14 Pepperdine	W	92-66
D.21 Northwestern	W	93-54
J.2 San Jose State	W	99-76
J.7 at Old Dominion	L	71-84
J.9 at Rutgers	W	80-66
J.11 at Fairfield	W	92-57
J.16 • at San Diego State	W	105-78

J.22 • UCLA	W	118-65
J.25 • at Arizona	W	86-67
J.26 • at Arizona State	W	95-78
J.31 Louisiana Tech	W	81-76
F.2 • Stanford	W	98-56
F.5 • San Diego State	W	92-65
F.8 • at CS Fullerton	W	66-62
F.13 • at UCLA	W	96-70
F.16 • at USC	L	65-70
F.21 • Arizona State	W	88-76
F.23 • Arizona	W	85-55
F.25 Northern Arizona	W	95-61
M.1 • at Stanford	W	79-61
M.2 at California	W	85-64
M.5 • USC	W	64-61
M.9 • CS Fullerton	W	96-69
M.16 & BYU	W	112-85
M.21 & USC	W	75-72
M.23 & Georgia	L	82-97

• WCAA Game
% Detroit Classic (Detroit, Mich.)
! LBSU Dial Soap Classic (Long Beach, Calif.)
& NCAA Tournament

1985-86 (29-5/14-0 PCAA)

Coach: Joan Bonvicini

N.25 at Arizona State	W	93-88
N.30 Nevada	W	88-46
D.6 ! Baylor	W	98-54
D.7 ! Indiana	W	85-61
D.11 • CS Fullerton	W	95-53
D.14 Dartmouth	W	104-46
D.20 Oregon State	W	112-81
D.31 Georgia	L	68-93
J.3 Oregon	W	92-78
J.5 Old Dominion	W	89-73
J.10 at Louisiana Tech	L	68-80
J.12 at Houston	W	94-84
J.15 • UNLV	W	90-73
J.21 UCLA	W	79-56
J.23 • UC Irvine	W	95-55
J.25 • at CS Fullerton	W	97-53
J.28 USC	W	76-75
J.31 • at Hawaii	W	91-59
F.2 • at Hawaii	W	71-52
F.7 at UCLA	W	85-69
F.10 • at San Diego	W	111-77
F.13 • Pacific	W	121-86
F.15 • at UNLV	W	85-78
F.18 • San Diego State	W	104-57
F.20 • at UC Santa Barbara	W	106-56
F.22 at USC	L	68-99
F.24 • at Pacific	W	90-78
F.28 • at UC Irvine	W	90-66
M.2 • UC Santa Barbara	W	95-65
M.6 # UC Santa Barbara	W	94-63
M.7 # San Diego State	W	116-74
M.8 # UNLV	L	89-99
M.15 & Texas Tech	W (ot)	78-72
M.20 & Louisiana Tech	L	69-71

• PCAA Game
! LBSU Dial Soap Classic (Long Beach, Calif.)
PCAA Tournament
(Rd. 1-LBSU; Semifinals/Finals-The Forum)
& NCAA Tournament

1986-87 (33-3/17-1 PCAA)

Coach: Joan Bonvicini

N.28 % Texas	L	86-100
N.29 % Old Dominion	W	94-61
D.2 Arizona State	W	106-69
D.5 at Oregon	W	82-69
D.7 at Oregon State	W	73-62
D.12 ! Arkansas	W	76-58
D.13 ! Texas A&M	W	97-71
D.15 at UCLA	W	100-65
J.3 Fairfield	W	78-53
J.5 • at UNLV	W	117-84
J.8 • at San Diego State	W	80-59
J.10 • at UC Irvine	W	104-55
J.12 • at CS Fullerton	W	91-61
J.14 Louisiana Tech	W (ot)	99-95

YEAR-BY-YEAR RESULTS

J.17	• Fresno State	W	114-70
J.22	• San Jose State	W	120-53
J.24	• Pacific	W	114-65
J.26	USC	W	87-69
J.29	• at UC Santa Barbara	W	105-25
J.31	• at Fresno State	W	79-78
F.5	• at Hawaii	W	67-51
F.7	• at Hawaii	L (ot)	66-67
F.12	• UC Santa Barbara	W	115-50
F.14	• at Pacific	W	99-46
F.16	• at San Jose State	W	149-69
F.19	• UNLV	W	86-63
F.21	• San Diego State	W	109-73
F.26	• UC Irvine	W	87-54
F.28	• CS Fullerton	W	107-63
M.5	# Pacific	W	123-65
M.6	# San Diego State	W	108-74
M.7	# UNLV	W	98-57
M.14	& Washington	W	72-57
M.19	& Mississippi	W	94-55
M.21	& Ohio State	W	102-82
M.27	& Tennessee	L	64-74

• PCAA Game
 % USC/LA Times Tournament (Los Angeles, Calif.)
 ! LBSU Dial Soap Classic (Long Beach, Calif.)
 # PCAA Tournament
 (Rd. 1 - LBSU; Semifinal/Final - The Forum)
 & NCAA Tournament

1987-88 (28-6/18-0) (PCAA)

Coach: Joan Bonvicini

D.3	UCLA	W	103-57
D.5	% Iowa	L	75-82
D.6	% UNC-Charlotte	W	94-56
D.11	! Toledo	W	95-53
D.12	! Auburn	L	76-87
D.18	at Texas	L	85-99
J.2	• at UC Irvine	W	91-68
J.4	• at UC Santa Barbara	W	70-44
J.7	• San Jose State	W	96-33
J.9	• Fresno State	W	72-56
J.16	• at UNLV	W	100-74
J.20	at Georgia	L	64-74
J.22	at Old Dominion	L	76-85
J.28	• Pacific	W	106-52
J.30	• at CS Fullerton	W	83-48
F.4	• at Fresno State	W	79-64
F.6	• at San Jose State	W	82-51
F.11	• UC Irvine	W	101-41
F.13	• UNLV	W	82-78
F.16	at USC	W	80-78
F.18	• San Diego State	W	96-76
F.20	• CS Fullerton	W	80-43
F.25	• Hawaii	W	77-65
F.27	• at Pacific	W	98-57
M.1	• at San Diego State	W	90-65
M.3	• UC Santa Barbara	W	91-64
M.5	• Hawaii	W	108-77
M.10	# Pacific	W	77-50
M.11	# San Diego State	W	94-78
M.12	# UNLV	W	79-58
M.19	& Colorado	W	103-64
M.24	& Washington	W	104-78
M.26	& Iowa	W	98-78
A.1	& Auburn	L	55-68

• PCAA Game
 % NIU Fastbreak Fest (DeKalb, Ill.)
 ! LBSU Dial Soap Classic (Long Beach, Calif.)
 # PCAA Tournament
 (Rd. 1 - LBSU; Semifinal/Final - The Forum)
 & NCAA Tournament

1988-89 (30-5/18-0) Big West

Coach: Joan Bonvicini

D.1	at LSU	L	73-78
D.3	at Tennessee	L	74-88
D.9	! Nebraska	W	84-78
D.10	! Grambling	W	108-59
D.15	• UC Santa Barbara	W	94-62
D.17	• UC Irvine	W	108-44
D.19	% Southern Illinois	W	61-53
D.20	% Washington	W	81-77

D.27	Maryland	L	72-76
D.29	Western Kentucky	W	107-74
D.31	Texas	L	83-87
J.5	• at Fresno State	W	90-63
J.7	• at San Jose State	W	113-72
J.15	at USC	W	91-70
J.19	• San Diego State	W	99-80
J.21	• CS Fullerton	W	84-50
J.26	• at Pacific	W	87-65
J.30	• at UNLV	W	85-81
F.2	• San Jose State	W	111-59
F.4	• Fresno State	W	116-77
F.7	at Washington	W	97-86
F.10	• at Hawaii	W	86-80
F.11	• at Hawaii	W	82-72
F.16	• at CS Fullerton	W	71-54
F.18	• at San Diego State	W	91-80
F.20	• UNLV	W	91-77
F.23	• Pacific	W	96-71
M.2	• at UC Irvine	W	97-68
M.4	• at UC Santa Barbara	W	81-68
M.8	# UC Irvine	W	91-59
M.10	# CS Fullerton	W	81-61
M.11	# UNLV	W	89-81
M.19	& St. Joseph's	W	84-65
M.23	& Ohio State	W	89-83
M.25	& Tennessee	L	80-94

• Big West Game
 ! LBSU Dial Soap Classic (Long Beach, Calif.)
 % Husky Classic (Seattle, Wash.)
 # Big West Tournament (Long Beach, Calif.)
 & NCAA Tournament

1989-90 (25-9/14-4) Big West

Coach: Joan Bonvicini

N.24	% Eastern Washington	W	94-61
N.25	% Maryland	W	84-69
D.2	at Texas	L	77-80
D.5	California	W	98-74
D.14	! NW Louisiana	W	89-66
D.16	! Mississippi	W	90-67
D.19	Tennessee	W	62-58
D.28	* St. Joseph's	W	88-71
D.29	* at Maryland	L	50-65
J.2	• UNLV	L	87-99
J.6	• at San Diego State	W	74-53
J.9	• at CS Fullerton	W	92-62
J.13	• Pacific	W	90-70
J.20	• at UC Santa Barbara	W	107-77
J.23	at Stanford	L	91-105
J.25	• San Jose State	W	93-53
J.27	• at Fresno State	W	78-68
J.30	• CS Fullerton	W	69-66
F.1	• San Diego State	W	94-63
F.3	• at UC Irvine	W	88-64
F.8	• at Pacific	W	82-64
F.10	• at UNLV	L	62-92
F.15	• UC Santa Barbara	W	95-70
F.17	• UC Irvine	W	114-43
F.20	USC	W	82-54
F.22	• Fresno State	W	104-98
F.24	• at San Jose State	W	94-71
F.27	• at Hawaii	L	84-86
M.1	• at Hawaii	L	70-76
M.7	# UC Santa Barbara	W	89-59
M.10	# Pacific	W	85-83
M.11	# UNLV	L	64-67
M.14	& California	W	87-84
M.17	& at Stephen F. Austin	L	62-78

• Big West Game
 % McCall Pattern Classic (Manhattan, Kan.)
 ! LBSU Dial Soap Classic (Long Beach, Calif.)
 * Maryland Invitational (College Park, Md.)
 # Big West Tournament (Long Beach, Calif.)
 & NCAA Tournament

1990-91 (24-8/15-3) Big West

Coach: Joan Bonvicini

N.23	Texas	W	80-74
N.30	Stanford	L	72-79
D.4	Arizona	W	106-62
D.7	! Southern Utah	W	107-45
D.8	! Kansas State	W	90-64
D.12	at USC	W	71-61
D.16	at Western Kentucky	L	79-83
D.29	at California	L	66-85
J.2	LSU	L	63-67
J.6	• New Mexico State	W	98-90
J.12	• UNLV	L	75-80
J.17	• at UC Irvine	W	81-44
J.19	• UC Santa Barbara	W	87-73
J.21	• at CS Fullerton	L	63-75
J.23	• Fresno State	L	72-73
J.25	• Pacific	W	71-69
J.28	• at San Jose State	W	110-56
F.2	• at New Mexico State	W	111-81
F.6	• CS Fullerton	W	79-68
F.8	• at UNLV	W	79-73
F.11	• UC Irvine	W	74-42
F.14	• at UC Santa Barbara	W	80-68
F.19	• Hawaii	W	82-51
F.20	• Hawaii	W	73-63
F.23	• at Fresno State	W	75-58
F.25	• at Pacific	W	91-73
M.2	• San Jose State	W	73-53
M.6	# Hawaii	W	99-59
M.7	# UC Santa Barbara	W	82-70
M.9	# CS Fullerton	W	71-60
M.16	& USC	W	83-58
M.21	& Georgia	L	77-87

• Big West Game
 ! LBSU Dial Soap Classic (Long Beach, Calif.)
 # Big West Tournament (Long Beach, Calif.)
 & NCAA Tournament

1991-92 (21-10/13-5) Big West

Coach: Glenn McDonald

D.7	at Stanford	L	59-100
D.10	USC	W	60-59
D.14	San Diego	W	63-56
D.19	! SW Texas State	W	69-57
D.20	! Washington	W	73-57
D.23	NC State	W	92-80
D.28	% Lamar	L	71-76
D.29	% Oklahoma State	W	73-56
J.2	• at UC Irvine	W	72-53
J.5	at Arizona	L	56-66
J.9	• Fresno State	W	79-43
J.14	• at CS Fullerton	W	71-65
J.17	• at Hawaii	W	75-54
J.19	• at Hawaii	W	75-72
J.25	• UC Santa Barbara	L	77-84
J.29	• UNLV	W	91-81
F.1	• New Mexico State	W	96-88
F.6	• at Pacific	W	66-57
F.8	• at Fresno State	L (ot)	84-86
F.13	• Pacific	L (ot)	85-89
F.15	• San Jose State	W	91-65
F.17	• at UC Santa Barbara	L	52-88
F.23	• UC Irvine	W	81-60
F.27	• at New Mexico State	L	83-100
F.29	• at UNLV	W	80-77
M.5	• CS Fullerton	W	69-64
M.8	• San Jose State	W	83-51
M.11	# Fresno State	W	86-60
M.12	# New Mexico State	W	87-68
M.14	# UC Santa Barbara	L	60-68
M.18	& at Creighton	L	66-79

• Big West Game
 ! Long Beach State Invitational (Long Beach, Calif.)
 % Rutgers Bell Atlantic Tour. (Piscataway, N.J.)
 # Big West Tournament (Long Beach, Calif.)
 & NCAA Tournament

1992-93 (9-17/8-10) Big West

Coach: Glenn McDonald

D.2	at North Carolina State	L	57-75
D.4	% South Alabama	W	82-66
D.5	% SW Texas State	L	50-69
D.10	at USC	L	48-101
D.12	St. John's	L	76-82
D.19	Oregon State	L	78-92
D.30	Stanford	L	61-98
J.2	• UC Irvine	W	82-74
J.4	• CS Fullerton	W	80-78
J.8	• Hawaii	L	67-69
J.11	• at Nevada	L	72-80
J.13	• Hawaii	L	90-91
J.16	• Pacific	W	69-64
J.23	• at UC Santa Barbara	L	67-72
J.27	• at UNLV	L	67-94
J.30	• at New Mexico State	L	64-73
F.6	• Nevada	W	63-61
F.11	• at Pacific	L	55-75
F.13	• at San Jose State	W	59-58
F.18	• at UC Irvine	W	90-81
F.20	• UC Santa Barbara	L	72-88
F.25	• New Mexico State	L	62-64
F.27	• UNLV	L	53-68
M.4	• at CS Fullerton	W	99-73
M.6	• San Jose State	W	87-73
M.10	# UC Santa Barbara	L	46-74

• Big West Game
 % SW Texas State Tournament (San Marcos, Texas)
 # Big West Tournament (Long Beach, Calif.)

1993-94 (11-17/9-9) Big West

Coach: Glenn McDonald

D.4	at Loyola Marymount	W	64-57
D.8	at Stanford	L	49-122
D.10	% San Diego	L	67-87
D.11	% Nevada	L	79-82
D.21	Rice	L	65-78
D.27	Western Michigan	L	80-88
J.2	Colorado	L	55-79
J.6	• at CS Fullerton	W	81-76
J.9	• UC Santa Barbara	W	63-58
J.13	• at San Jose State	L	71-73
J.15	• at Pacific	L	63-65
J.17	• UC Irvine	W	72-51
J.20	• CS Fullerton	W	66-52
J.22	• at UC Santa Barbara	L	62-68
J.26	at Louisiana Tech	L	65-88
J.29	• at Nevada	W	72-56
F.3	• UNLV	L	66-79
F.5	• New Mexico State	L	54-71
F.11	• Pacific	W	88-76
F.13	• San Jose State	W	82-66
F.18	• at Hawaii	L	53-68
F.20	• at Hawaii	L	71-76
F.24	• Nevada	W	80-51
F.26	• at New Mexico State	L	80-93
F.28	• at UNLV	L	67-83
M.5	• at UC Irvine	W	85-74
M.8	# Nevada	W	94-58
M.9	# at UNLV	L	81-108

• Big West Game
 % Oregon State Tournament (Corvallis, Ore.)
 # Big West Tournament (Las Vegas, Nev.)

1994-95 (13-14/10-8) Big West

Coach: Glenn McDonald

N.25	Louisiana Tech	L	56-88
D.5	Southern Utah	W	88-74
D.6	Loyola Marymount	W	77-60
D.19	at Colorado	L	42-85
D.21	at Colorado State	L	72-79
D.28	% at USC	L	61-84
D.29	% UNC-Charlotte	L	74-82
J.3	• at UNLV	W	60-58
J.5	• at New Mexico State	L	74-88
J.8	• Hawaii	W	86-59
J.10	• San Jose State	W	70-58
J.13	• at Nevada	W	77-69
J.15	• at Pacific	W	84-73
J.18	^ CS Northridge	W	85-67

YEAR-BY-YEAR RESULTS

J.22	• UC Santa Barbara	L	69-80
J.27	• UC Irvine	L	51-66
J.31	• CS Fullerton	W	97-71
F.3	• at San Jose State	W	64-59
F.5	• at Hawaii	W	72-59
F.10	• Pacific	L	71-86
F.12	• Nevada	L	68-69
F.19	• at UC Santa Barbara	L	68-80
F.24	• at CS Fullerton	W	74-71
F.26	• at UC Irvine	W	62-54
M.2	• New Mexico State	L	60-65
M.4	• UNLV	L	71-73
M.6	# UC Irvine	L	60-71

• *Big West Game*
 • *USC Tournament (Los Angeles, Calif.)*
 ^ *First Game in Walter Pyramid*
 # *Big West Tournament (Las Vegas, Nev.)*

1995-96 (15-13/10-8 Big West)

Coach: Dallas Bolla

N.24	% at Oregon	L	56-79
N.25	% Cal Poly	W	66-51
D.1	California	W	97-91
D.6	at UCLA	L	65-89
D.16	at San Diego State	L	53-72
D.19	at CS Northridge	W	75-72
D.21	USC	L	59-68
J.2	• at UC Santa Barbara	L	63-96
J.7	• at CS Fullerton	W	83-68
J.10	• at UC Irvine	W	78-65
J.12	• UNLV	L	63-64
J.14	• New Mexico State	L	48-51
J.17	Sacramento State	W	85-79
J.19	• at Hawaii	L	59-62
J.21	• at San Jose State	W	91-81
J.23	Cal Poly	W	75-64
J.26	• Nevada	W (2ot)	95-88
J.28	• Pacific	L	64-67
F.2	• CS Fullerton	W	78-70
F.4	• UC Irvine	W	65-62
F.9	• at New Mexico State	L	56-73
F.11	• at UNLV	W	83-68
F.16	• San Jose State	W (ot)	89-87
F.18	• Hawaii	W	82-67
F.23	• at Pacific	L (2ot)	95-98
F.25	• at Nevada	W	79-67
M.3	• UC Santa Barbara	L	74-77
M.7	# Pacific	L	80-90

• *Big West Game*
 % *Pepsi Shootout (Eugene, Ore.)*
 # *Big West Tournament (Reno, Nev.)*

1996-97 (11-17/7-8 Big West)

Coach: Dallas Bolla

N.23	Fresno State	L	51-66
N.26	CS Northridge	W	65-56
D.1	Arizona	L	57-97
D.4	at Pepperdine	L	55-80
D.7	at California	L	53-70
D.10	San Diego State	L	49-75
D.15	Loyola Marymount	W	58-47
D.21	at USC	L	61-91
D.29	% Liberty	L	55-66
D.30	% Central Conn. State	W	73-59
J.5	at Sacramento State	L	60-73
J.10	• CS Fullerton	W (ot)	102-94
J.12	• UC Irvine	W	81-71
J.17	• at Boise State	L	79-82
J.19	• Pacific	W	71-58
J.23	• at UC Santa Barbara	L	54-83
J.25	• at Cal Poly	L	67-70
J.31	• New Mexico State	L	60-68
F.2	• North Texas	W	88-75
F.7	• at Nevada	L	55-70
F.14	• at UC Irvine	W	77-68
F.16	• at CS Fullerton	L	80-92
F.19	• Idaho	W	83-74
F.23	• at Pacific	L	50-58
F.27	• Cal Poly	W	80-63

M.2	• UC Santa Barbara	L	70-90
M.5	# at Nevada	W (ot)	79-69
M.6	# UC Irvine	L	50-57

• *Big West Game*
 • *Cardinal Seelback Classic (Louisville, Ky.)*
 # *Big West Tournament (Reno, Nev.)*

1997-98 (7-19/4-11 Big West)

Coach: Dallas Bolla

N.14	San Diego	W	61-53
N.23	UNLV	W	60-46
N.25	at USC	L	55-84
N.28	% Western Kentucky	L	51-87
N.29	% St. Francis (Pa.)	L	60-76
D.5	at Loyola Marymount	L	64-67
D.7	at CS Northridge	L	66-69
D.9	at Fresno State	L	66-80
D.13	at Weber State	W	58-54
D.19	San Diego State	L	60-68
J.3	Pepperdine	L	44-61
J.9	• Nevada	L	60-69
J.16	• at New Mexico State	L	69-83
J.18	• at North Texas	W	81-69
J.22	• at CS Fullerton	L	59-61
J.24	• at UC Irvine	L	55-81
J.30	• Boise State	L	60-75
F.1	• at Pacific	L	53-66
F.6	• Cal Poly	W	81-64
F.8	• UC Santa Barbara	L	67-87
F.13	• at Cal Poly	W	75-58
F.15	• at UC Santa Barbara	L	83-88
F.20	• UC Irvine	L	60-68
F.22	• CS Fullerton	L	87-96
F.26	• at Idaho	L	62-93
F.28	• Pacific	W	78-77

• *Big West Game*
 % *Torneo Cancun de Basquetbol (Cancun, Mexico)*

1998-99 (18-11/10-5 Big West)

Coach: Dallas Bolla

N.13	Fresno State	W	72-56
N.17	Weber State	W	70-47
N.22	% at Florida State	L	64-94
N.23	% Kent State	L	66-86
D.5	USC	W	74-62
D.11	at Portland State	L	56-64
D.13	at Oregon State	L	52-69
D.20	! E. Tennessee State	W	91-61
D.21	! Oklahoma State	W	62-53
D.27	at UNLV	L	56-64
D.30	at San Diego	W	65-63
J.7	• at North Texas	L	58-68
J.15	# New Mexico State	W	66-45
J.17	• Nevada	W	64-45
J.22	• CS Fullerton	W	91-42
J.24	• UC Irvine	W	73-58
J.28	• at Boise State	L	56-60
J.30	• Pacific	W	74-57
F.5	• at UC Santa Barbara	L	85-92
F.7	• at Cal Poly	W	87-51
F.12	• UC Santa Barbara	L	71-83
F.14	• Cal Poly	W	80-59
F.19	• at UC Irvine	W	69-57
F.21	• at CS Fullerton	W	76-48
F.25	• Idaho	W	74-67
F.27	• at Pacific	L	69-73
M.3	# Boise State	W (ot)	76-74
M.5	# North Texas	W	88-68
M.6	# UC Santa Barbara	L	67-94

• *Big West Game*
 % *Tallahassee-Democrat Classic (Tallahassee, Fla.)*
 ! *Beach Classic (Long Beach, Calif.)*
 # *Big West Tournament (Reno, Nev.)*

1999-00 (22-11/12-3 Big West)

Coach: Dallas Bolla

N.20	San Diego	W	73-60
N.26	% Texas	L	44-75
N.27	% Grambling	L	74-79
N.28	% VCU	W	69-63
D.5	Oregon State	W	66-56
D.8	USC	W	62-49

D.12	at Oklahoma State	L	61-93
D.15	Portland State	L	47-54
D.19	! Tennessee-Martin	W	90-64
D.20	! Georgia	L	67-87
J.4	at Fresno State	L	60-62
J.6	at San Francisco	W	64-63
J.16	• North Texas	W	70-66
J.21	• at Nevada	W	77-72
J.23	• at New Mexico State	L	53-66
J.27	• at UC Irvine	W	74-62
J.29	• at CS Fullerton	W	91-70
F.4	• Boise State	W	70-61
F.6	• Pacific	W	74-70
F.11	• Cal Poly	W	69-65
F.13	• UC Santa Barbara	L	63-73
F.18	• at Cal Poly	W	90-73
F.20	• at UC Santa Barbara	L	61-92
F.25	• CS Fullerton	W	82-46
F.27	• UC Irvine	W	72-66
M.2	• at Pacific	W	61-47
M.4	• at Idaho	W	79-68
M.8	# Boise State	W	70-65
M.10	# Nevada	W	97-87
M.11	# UC Santa Barbara	L	69-79
M.16	\$ at New Mexico	W	87-63
M.18	\$ at St. Mary's	W	73-48
M.22	\$ at Colorado State	L	63-65

• *Big West Game*
 • *Rainbow Wahine Classic (Honolulu, Hawaii)*
 ! *Beach Classic (Long Beach, Calif.)*
 # *Big West Tournament (Reno, Nev.)*
 \$ *Women's NIT*

2000-01 (17-13/10-4 Big West)

Coach: Dallas Bolla

N.17	at San Diego	L	59-62
N.25	% Delaware	L	65-66
N.26	% Wagner	W	68-59
D.3	at Ohio State	L	55-102
D.5	at Ohio	L	82-91
D.10	at UCLA	L	60-86
D.15	Northwestern	W	91-77
D.19	! Indiana	L	66-82
D.20	! Wichita State	W	80-76
D.27	^ Hartford	L	57-69
D.28	^ William & Mary	W	73-61
J.2	San Francisco	W	84-79
J.5	Loyola Marymount	L	61-75
J.12	• UC Irvine	W	80-68
J.14	• CS Fullerton	W	82-58
J.19	• at Idaho	W	75-69
J.21	• at Boise State	L	66-71
J.28	• Pacific	W	91-77
F.2	• Cal Poly	W	80-70
F.4	• UC Santa Barbara	L	70-80
F.9	• at UC Irvine	W	74-65
F.11	• at CS Fullerton	W	94-45
F.16	• Idaho	W	92-70
F.18	• Boise State	W	87-66
F.25	• at Pacific	W	91-77
M.1	• at Cal Poly	L	62-72
M.3	• at UC Santa Barbara	L	80-86
M.7	# Idaho	W	82-73
M.9	# Cal Poly	W	93-68
M.10	# UC Santa Barbara	L	76-79

• *Big West Game*
 • *Maryland Terrapin Classic (College Park, Md.)*
 ! *Beach Classic (Long Beach, Calif.)*
 ^ *Tulane/Doubletree Classic (New Orleans, La.)*
 # *Big West Tournament (Anaheim, Calif.)*

2001-02 (16-13/1-5 Big West)

Coach: Dallas Bolla

N.17	Syracuse	L (ot)	70-76
N.23	% Western Illinois	L	61-70
N.24	% Northern Illinois	L (ot)	66-73
D.6	at Loyola Marymount	L	68-76
D.16	at Indiana	L	56-88
D.18	at Northwestern	L	39-54
D.21	at San Francisco	W	85-77
D.27	! St. Francis (NY)	W	106-58
D.28	! Fairfield	W	83-77

D.30	Centenary	W	95-55
J.3	• at UC Riverside	L	78-89
J.5	• at CS Fullerton	W	90-61
J.10	• UC Irvine	W	91-60
J.13	• Idaho	W	68-57
J.18	• at CS Northridge	W	83-62
J.20	• at Pacific	L	79-82
J.24	• Cal Poly	W	69-60
J.26	• UC Santa Barbara	L	62-80
F.1	• CS Fullerton	W	82-63
F.3	• UC Riverside	W	63-54
F.5	UCLA	L	73-77
F.10	• at Idaho	W	76-60
F.15	• Pacific	W	77-72
F.17	• CS Northridge	W	84-65
F.22	• at UC Santa Barbara	L	50-72
F.24	• at Cal Poly	L	64-67
M.2	• at UC Irvine	W	67-58
M.6	# Cal Poly	W	77-72
M.7	# UC Santa Barbara	L	65-83

• *Big West Game*
 % *Mt. McKinley North Star Invite (Fairbanks, Alaska)*
 ! *Beach Classic (Long Beach, Calif.)*
 # *Big West Tournament (Anaheim, Calif.)*

2002-03 (14-15/10-6 Big West)

Coach: Dallas Bolla

N.23	San Diego	L	58-73
N.25	New Mexico State	W	78-67
N.27	at Eastern Washington	L	49-62
D.1	Florida	L	69-72
D.6	% Morehead State	L	47-75
D.7	% at Stetson	W (ot)	71-67
D.14	at Loyola Marymount	L	50-58
D.20	! Belmont	L	66-76
D.21	! Mercer	W	77-68
D.28	at Northern Arizona	L	54-76
J.2	San Francisco	L	47-67
J.5	• at UC Irvine	W	64-50
J.9	• UC Riverside	W	79-65
J.15	• at Idaho	W	73-61
J.23	• CS Northridge	W	72-59
J.25	• Pacific	W	60-55
J.30	• at Cal Poly	L	56-61
F.1	• at UC Santa Barbara	L	48-70
F.6	• at CS Fullerton	W	76-63
F.8	• at UC Riverside	W	75-70
F.13	• CS Fullerton	L	74-77
F.15	• Idaho	L	48-55
F.20	• at Pacific	L	65-66
F.22	• at CS Northridge	W	75-66
F.26	• UC Santa Barbara	L	70-85
M.1	• Cal Poly	W	75-65
M.6	• UC Irvine	W	97-65
M.12	# Cal Poly	W	76-62
M.13	# Pacific	L	51-71

• *Big West Game*
 % *Hatter Classic (Deland, Fla.)*
 ! *Beach Classic (Long Beach, Calif.)*
 # *Big West Tournament (Anaheim, Calif.)*

2003-04 (14-16/8-10 Big West)

Coach: Mary Hegarty

N.21	at New Mexico State	L	48-56
N.23	Eastern Washington	W	74-65
N.28	! at Colorado State	L	49-67
N.29	! Alabama	L	66-84
D.2	Loyola Marymount	L	53-66
D.6	at San Diego	W	65-57
D.9	Fresno State	L	65-70
D.18	Northern Arizona	W	62-47
D.20	New Orleans	W	70-68
J.3	• at UC Santa Barbara	L	67-78
J.5	• at Cal Poly	L	64-68
J.8	• Pacific	L	62-71
J.10	• CS Northridge	L	52-66
J.15	• at CS Fullerton	W	77-65
J.17	• at UC Riverside	W	77-60
J.24	• at UC Irvine	W	57-51
J.29	• Idaho	W	75-67
J.31	• Utah State	L	60-63
F.5	• at CS Northridge	W	57-53

YEAR-BY-YEAR RESULTS

F.7	• at Pacific	L (ot)	63-67
F.12	• UC Riverside	L	60-77
F.14	• CS Fullerton	W	74-43
F.21	• UC Irvine	L	50-60
F.26	• at Utah State	W	64-57
F.28	• at Idaho	W (ot)	68-66
M.4	• Cal Poly	L	56-64
M.6	• ^ UC Santa Barbara	L	49-66
M.10	# Utah State	W	55-48
M.11	# Cal Poly	W	58-55
M.12	# UC Santa Barbara	L	56-74

• *Big West Game*
! *Colorado State Classic (Fort Collins, Colo.)*
^ - *Gold Mine*
Big West Tournament (Anaheim, Calif.)

2004-05 (19-9/13-5 Big West)

Coach: Mary Hegarty

N.24	Montana	W	61-53
N.30	San Diego	W	80-69
D.3	! vs. Pittsburgh	L	62-64
D.5	! at Stony Brook	W	88-82
D.9	at San Francisco	L	57-62
D.12	at California	L	64-69
D.20	Houston	W	54-52
D.28	• UC Santa Barbara	L (ot)	80-85
D.30	• Cal Poly	W	57-48
J.6	• at Pacific	W	68-60
J.8	• at CS Northridge	W	89-74
J.13	• CS Fullerton	W	76-68
J.15	• UC Riverside	W	70-47
J.19	• UC Irvine	W	74-50
J.22	UC Davis	W	73-47
J.27	• at Idaho	L	55-70
J.29	• at Utah State	W	63-36
F.3	• CS Northridge	L	63-66
F.5	• Pacific	W	74-48
F.10	• at UC Riverside	W	82-43
F.12	• at CS Fullerton	W	67-50
F.17	• at UC Irvine	W	66-47
F.21	at UC Davis	W	70-59
F.24	• Utah State	W	75-59
F.26	• Idaho	W	78-75
M.3	• at Cal Poly	L	60-66
M.5	• at UC Santa Barbara	L	60-64
M.11	# Idaho	L	67-69

• *Big West Game*
! *Stony Brook Classic (Stony Brook, N.Y.)*
Big West Tournament (Anaheim, Calif.)

2005-06 (18-10/10-4 Big West)

Coach: Mary Hegarty

N.18	at TCU	L	68-71
N.20	at Houston	L	57-66
N.23	USC	W	51-46
N.26	Richmond	W	59-51
D.4	San Francisco	W (ot)	58-52
D.8	at Montana State	W	83-66
D.10	at Montana	L	57-58
D.17	Loyola Marymount	L	72-81
D.19	Southern	W	76-38
D.21	Pepperdine	W (2ot)	81-75
D.30	South Dakota State	W	58-55
J.2	at UC Davis	L	64-67
J.7	• UC Santa Barbara	W	58-52
J.9	• Cal Poly	W	78-58
J.13	• at Pacific	W	74-61
J.15	• at CS Northridge	W	102-62
J.19	• CS Fullerton	W	64-59
J.21	• UC Riverside	W	62-59
J.28	• UC Irvine	W	79-50
F.2	• at UC Riverside	L	78-90
F.4	• at CS Fullerton	L	61-62
F.11	• Pacific	W	77-54
F.16	• at Cal Poly	W	74-59
F.18	• at UC Santa Barbara	L	43-46
F.23	• CS Northridge	L	62-77

F.25	UC Davis	W	78-62
M.4	• at UC Irvine	W	67-65
M.10	# UC Riverside	L	49-57

• *Big West Game*
Big West Tournament (Anaheim, Calif.)

2006-07 (9-23/4-10 Big West)

Coach: Mary Hegarty

N.10	at USC	L	50-86
N.12	Santa Clara	L	67-76
N.17	Montana State	L	68-78
N.19	Oregon	L	33-44
N.21	at Loyola Marymount	L	38-61
D.1	at Utah	L	43-66
D.3	at South Dakota State	L	41-85
D.6	at San Diego	W	53-37
D.9	UNLV	L	44-61
D.12	at Arizona	L	39-77
D.16	at Pepperdine	L	42-69
D.18	Army	L	59-69
D.28	UC Davis	W	63-47
D.30	Fairfield	W	62-61
J.4	• at UC Santa Barbara	L	60-71
J.6	• at Cal Poly	L	50-61
J.11	• Pacific	W	70-52
J.13	• CS Northridge	L	63-73
J.18	• at CS Fullerton	L	57-68
J.20	• at UC Riverside	L	43-58
J.27	• UC Irvine	W	54-53
F.1	• at CS Northridge	L	60-74
F.3	• at Pacific	L	72-77
F.8	• Cal Poly	L	55-67
F.10	• UC Santa Barbara	L	55-69
F.16	• UC Riverside	L	67-82
F.17	• CS Fullerton	W	73-59
F.24	at UC Davis	L	50-60
M.3	• at UC Irvine	W	77-63
M.7	# UC Irvine	W	76-64
M.8	# Cal Poly	W	70-67
M.9	# UC Riverside	L	53-59

• *Big West Game*
Big West Tournament (Anaheim, Calif.)

2007-08 (9-20/7-9 Big West)

Coach: Mary Hegarty

N.9	at UNLV	L	57-73
N.15	Loyola Marymount	L	68-83
N.23	at San Jose State	W	64-60
N.25	at Santa Clara	L	55-70
N.29	at Oregon	L	45-66
D.1	at Portland State	L	71-73
D.7	Fresno State	L	55-66
D.9	Arizona	L	53-66
D.15	Nebraska	L	52-75
D.21	Washington State	W	61-55
D.29	Utah	L	46-74
J.3	• UC Santa Barbara	L	62-70
J.5	• Cal Poly	L	59-76
J.10	• at Pacific	W	62-56
J.12	• at UC Davis	L	49-51
J.19	• UC Riverside	L	58-72
J.26	• CS Northridge	W	71-56
J.31	• at CS Fullerton	L	66-75
F.2	• UC Irvine	L	64-76
F.7	• UC Davis	L	48-51
F.9	• Pacific	W	69-57
F.13	• at UC Riverside	L	39-67
F.16	CS Bakersfield	L	62-65
F.21	• CS Fullerton	W	80-62
F.23	• CS Northridge	W	49-48
F.28	• at UC Irvine	W	59-53
M.6	• at Cal Poly	W	78-62
M.8	• at UC Santa Barbara	L	69-72
M.12	# CS Fullerton	L	51-69

• *Big West Game*
Big West Tournament (Anaheim, Calif.)

2008-09 (8-21/4-12 Big West)

Coach: Mary Hegarty

N.16	San Diego State	L	59-67
N.21	San Jose State	W	83-59
N.24	at Loyola Marymount	L	63-83
D.1	Portland State	L	56-71
D.5	at Washington State	L	50-68
D.7	at Idaho	W	55-54
D.12	at Nebraska	L	44-76
D.14	at Arizona	L	47-56
D.20	BYU	L	49-66
D.22	New Mexico State	W	74-61
D.29	at Fresno State	L	63-76
J.2	• at UC Santa Barbara	L	48-66
J.4	• at Cal Poly	L	66-74
J.8	• Pacific	L	62-76
J.10	• UC Davis	L	54-55
J.13	at CS Bakersfield	L	57-73
J.17	• at CS Northridge	L (ot)	84-88
J.24	• at UC Riverside	L	41-57
J.29	• at CS Fullerton	W	54-51
J.31	• UC Irvine	L	62-68
F.5	• at UC Davis	W	68-64
F.7	• at Pacific	L (2ot)	92-98
F.11	• CS Northridge	W	63-50
F.14	Texas Pan American	W	78-58
F.20	• UC Riverside	L	48-64
F.26	• at UC Irvine	W	66-65
F.28	• CS Fullerton	L	61-70
M.5	• Cal Poly	L	63-70
M.7	• UC Santa Barbara	L	62-74

• *Big West Game*

2009-10 (13-17/9-7 Big West)

Coach: Jody Wynn

N.13	Prairie View A&M	W	76-68
N.16	Loyola Marymount	L	70-75
N.20	at New Mexico State	L	56-69
N.22	at Texas-Pan American	W	79-56
N.27	^ at Miami	L	66-83
N.28	^ vs. Rice	W	68-64
D.3	USC	L	77-83
D.6	at Oregon	L	70-102
D.11	at San Diego State	L	62-67
D.13	at San Diego	L	60-67
D.20	Idaho	W	63-53
D.21	California	L	71-80
J.2	• UC Riverside	W	55-46
J.7	• CS Fullerton	L	60-67
J.9	• UC Irvine	W	67-55
J.14	• at UC Santa Barbara	W	78-63
J.16	• at Cal Poly	L	63-83
J.21	• at UC Irvine	L	61-68
J.23	CS Bakersfield	L	68-72
J.28	• CS Northridge	W	65-49
F.4	• at CS Fullerton	L	67-76
F.6	• at CS Northridge	W	86-67
F.11	• Cal Poly	W	72-65
F.13	• UC Santa Barbara	W	65-62
F.18	• at UC Davis	L	68-80
F.20	• at Pacific	W (2ot)	87-77
F.25	• UC Davis	L	46-70
F.27	• Pacific	L	67-77
M.6	• at UC Riverside	W	70-61
M.11	# vs. UC Santa Barbara	L	50-73

• *Big West Game*
^ *Wyndham Miami Thanksgiving Tournament*
Big West Tournament (Anaheim, Calif.)

2010-11 (8-23/6-10 Big West)

Coach: Jody Wynn

N.13	at Oregon State	L	39-71
N.15	at Loyola Marymount	L	43-74
N.19	Oregon	L	76-88
N.21	at USC	L	60-82
N.26	^ vs. Illinois	L	48-69
N.27	^ vs. Washington State	L	63-87
N.28	^ vs. NC Central	W	78-61
D.3	\$ vs. Prairie View A&M	L	52-62
D.4	\$ at Rice	L	61-78
D.8	San Diego	L	53-68
D.11	at California	L	56-82

D.19	% Florida A&M	W	72-62
D.21	% NC State	L	72-92
D.30	• UC Santa Barbara	L	43-70
J.2	• Cal Poly	L	72-83
J.5	• at CS Northridge	W	64-50
J.8	• at UC Irvine	L	59-77
J.13	• at UC Davis	L	67-85
J.15	• at Pacific	L	65-76
J.19	• CS Fullerton	L	65-77
J.22	• UC Irvine	W	80-79
J.27	• Pacific	W	73-60
J.29	• at CS Fullerton	L	48-64
F.4	Seattle	L	54-73
F.9	• CS Northridge	W	74-64
F.12	• UC Davis	W	60-59
F.17	• UC Riverside	W (ot)	70-68
F.24	• at UC Santa Barbara	L	70-74
F.26	• at Cal Poly	L	48-61
M.2	• at UC Riverside	L	65-83
M.8	# at UC Riverside	L	65-83

• *Big West Game*
^ *Rainbow Wahine Showdown (Honolulu, Hawaii)*
\$ *Gene Hackerman Invitational (Houston, Texas)*
% *Beach Classic (Long Beach, Calif.)*
Big West Tournament (Riverside, Calif.)