



LONG BEACH STATE MEN'S VOLLEYBALL

1250 Bellflower Boulevard, Long Beach, CA 90840



Interim Head Coach: Andy Read

Career Record: 33-85; Long Beach State Record: 12-15

Sports Information Contact - Todd Miles (email: tmiles@csulb.edu)

Phone: (562) 985-7797; FAX (562) 985-1549

Web Address: www.longbeachstate.com

BEACH MEN'S VOLLEYBALL FACT SHEET

MATCH #28

LONG BEACH STATE (12-15, 8-12 MPSF)

vs.

PEPPERDINE (15-8, 13-7 MPSF)

Thursday, April 15, 2010 -- 7:00 p.m.

Walter Pyramid (4,200)

MATCH #29

LONG BEACH STATE (12-15, 8-12 MPSF)

vs.

USC (14-10, 11-9 MPSF)

Saturday, April 17, 2010 -- 7:00 p.m.

Walter Pyramid (4,200)

2010 MPSF Standings

	MPSF	Overall
Stanford	15-5	18-5
BYU	14-6	20-7
Cal State Northridge	14-6	20-7
Hawaii	13-7	17-8
Pepperdine	13-7	15-8
USC	11-9	14-10
UCLA	10-10	15-12
UC Irvine	9-11	14-13
Long Beach State	8-12	12-15
UC Santa Barbara	8-12	12-15
UC San Diego	5-15	9-18
Pacific	0-20	8-20

This Week's Schedule:

Thursday, April 15

Pepperdine at Long Beach State, 7 pm

Friday, April 16

Cal State Northridge at BYU, 6 pm

Hawaii at UC Santa Barbara, 7 pm

Stanford at UCLA, 7 pm

Pacific at UC Irvine, 7 pm

USC at UC San Diego, 7 pm

Saturday, April 17

Cal State Northridge at BYU, 6 pm

Hawaii at UC Santa Barbara, 7 pm

USC at Long Beach State, 7 pm

Stanford at UC Irvine, 7 pm

Pacific at UCLA, 7 pm

Pepperdine at UC San Diego, 7 pm

AVCA DIVISION I-II

MEN'S COACHES TOP 15 POLL

Team (1st-Place Votes)	Points
1. Stanford (14)	238
2. BYU (1)	218
3. Cal State Northridge	202
Pepperdine	202
5. Hawaii (1)	184
6. USC	158
7. UCLA	134
8. UC Irvine	124
9. UC Santa Barbara	98
10. Long Beach State	92
11. Ohio State	85
12. Penn State	69
13. Loyola-Chicago	57
14. UC San Diego	31
15. Ball State	25

AVCA National Player of the Week

Dean Bittner January 25

Tommy Pestolesi March 1

MPSF Player of the Week

Dean Bittner (Co) January 25

Tommy Pestolesi (Co) March 1

49ERS ON THE WEB: All of Long Beach State's home matches and a handful of its road matches will be broadcast live on the internet at longbeachstate.com. Shane Nolan handles play-by-play duties.

BEACH WRAPS UP REGULAR SEASON

WITH PAIR OF HOME MATCHES: Long Beach State wraps up its regular season this week with a pair of tough Mountain Pacific Sports Federation matches against No. 3 Pepperdine on Thursday and No. 6 USC on Saturday at the Walter Pyramid. The Beach beat Pepperdine in Malibu in the first meeting between the two teams this year, while dropping the first match against USC in Los Angeles. Saturday's match will be senior night and mark the last time Dan Alexander, Dean Bittner, Conor Eaton and Tommy Pestolesi play for the 49ers in the Walter Pyramid.

LBSU STILL HAS SLIM CHANCE OF

QUALIFYING FOR MPSF POSTSEASON

TOURNAMENT: Long Beach State can still qualify for the MPSF playoffs, but the 49ers are going to need a lot of help to make it happen. The Beach enters the week in a tie for ninth place with UC Santa Barbara at 8-12 in MPSF play. The top eight teams advance to the postseason tournament and the 49ers are a game out of eighth and two games out of seventh.

To qualify for the tournament, Long Beach State needs to win both of its matches this weekend and then hope for some help. LBSU can claim seventh place with a pair of wins, two losses by both UCLA and UC Irvine and a loss by UC Santa Barbara. The 49ers also will qualify for the postseason if they finish in a two-way tie with UCLA for seventh or eighth or a three-way tie with UCLA and UC Irvine.

The Beach's hopes hinge on winless Pacific and Stanford beating UCLA and UC Santa Barbara losing at least one match to Hawaii; or on UCLA losing two and UC Irvine or UCSB losing at least one each.

Long Beach State Schedule Start Time/Score

Jan. 7	vs. California Baptist!	L 3-2
Jan. 7	at UC Santa Barbara!	W 3-2
Jan. 8	vs. UC Irvine!	L 3-1
Jan. 13	at UC Santa Barbara*	W 3-2
Jan. 15	Cal State Northridge*	L 3-0
Jan. 20	at USC*	L 3-0
Jan. 23	at Pepperdine*	W 3-0
Jan. 29	UC San Diego*	W 3-0
Feb. 5	at UC San Diego*	W 3-1
Feb. 11	at Cal State Northridge*	L 3-0
Feb. 12	UC Santa Barbara*	L 3-2
Feb. 18	California Baptist	W 3-0
Feb. 24	UC Irvine*	W 3-2
Feb. 26	at UCLA*	W 3-0
March 5	at Pacific*	W 3-1
March 6	at Stanford*	L 3-1
March 9	Loyola Chicago	W 3-1
March 12	Saint Francis (PA)#	W 3-0
March 13	Penn State#	L 3-0
March 19	at Hawaii*	L 3-1
March 20	at Hawaii*	L 3-2
March 26	Pacific*	W 3-0
March 27	Stanford*	L 3-0
April 1	BYU*	L 3-1
April 2	BYU*	L 3-1
April 7	at UC Irvine*	L 3-1
April 9	UCLA*	L 3-2
April 15	Pepperdine*	7:00 pm
April 17	USC*	7:00 pm

! UCSB Tournament

Active Ankle Tournament

* MPSF Match

Home games in Bold

LBSU Record Watch:

Dean Bittner

Kills 2nd 1,833

Service Aces 4th 125

Matches with 20+ Kills 2nd 39

Mike Klipsch

Assists 5th 3,107

Dan Alexander

Blocks 5th 472

Block Assists 3rd 450

Matches with 10+ Blocks 5th 7

Service Aces 5th 117

Conor Eaton

Assists 6th 2,503

BITTNER BECOMES JUST THIRD LBSU PLAYER WITH 1,800 CAREER KILLS:

Senior Dean Bittner continues to reach milestones that very few Long Beach State players have accomplished. His latest achievement came at UC Irvine when he surpassed the 1,800 career kill plateau becoming just the third 49er to reach the mark. The Lakewood, Calif., native has 1,833 kills and joins Brett Hilliard (1990-93) and Brett Winslow (1988-91) as the only players in school history to reach the 1,800 kill plateau. Bittner ranks in the top five in three all-time categories at Long Beach State.

BITTNER MOVES INTO SECOND ALL-TIME IN KILLS AT LBSU; ALSO RANKS THIRD IN MOST MATCHES WITH AT LEAST 20 KILLS AND FOURTH IN SERVICE ACES:

Dean Bittner passed Brett Winslow (1988-91) for second on the all-time kills list at Long Beach State in the home loss to UCLA last Saturday. The senior opposite now trails only Brent Hilliard (1990-93), who is the all-time leader with 3,034 kills. Bittner needs one more match with at least 20 kills to tie David McKenzie (1998-01) for second on the 20+ kills list. Hilliard is also the all-time leader on that list with 89 matches with 20-or-more kills.

Bittner also ranks fourth all-time in service aces at Long Beach State. He needs eight more to pass Hilliard for third and 11 to pass Paul Lotman (2005-08) for second all-time. Scott Touzinsky (2001-04) is the all-time leader with 158 service aces.

BITTNER'S 38 KILLS AGAINST UC SANTA BARBARA MARKED SIXTH TIME IN CAREER, AND SECOND THIS SEASON, HE HAS HAD 30 OR MORE KILLS IN A MATCH:

Despite Long Beach State's loss to UC San Barbara on February 12, Dean

Bittner's 30-Kill Matches			
Date	Opponent	Kills	Results
3/21/09	at BYU	42	L 3-2
2/12/10	UCSB	38	L 3-2
4/3/09	Stanford	36	L 3-2
3/6/09	Pepperdine	33	L 3-2
4/25/09	at Pepperdine	30	L 3-1
1/7/10	vs. Cal Baptist	30	L 3-2

Bittner had one of the best matches of his career. The senior finished with a season-high 38 kills and a .320 hitting percentage in leading the 49ers in a heart-breaking five-game loss. The 38 kills were the second-most in his four-year career, trailing only the 42 kills he had as a junior at BYU last year.

Earlier this season, Bittner had a 30-kill effort in the season opener against California Baptist. Bittner needs two more matches with 30 kills to tie Martin Wagner (94, 96) for the fifth most 30-kill matches in a career at Long Beach State.

BITTNER EARNS NATIONAL AND MPSF PLAYER OF THE WEEK HONORS:

Dean Bittner was named the Sports Imports/AVCA Men's Division I-II National Player of the Week on Jan. 25, as well as the MPSF Molten C-Player of the Week, after leading the 49ers to a split of their matches. Bittner recorded back-to-back 20-kill outings, while only playing in six games. He started things off by notching 20 kills on .356 hitting with six digs, three blocks and an ace in the 49ers loss to top-ranked USC. He followed by hitting a blistering .833 – a career-high – while registering 20 kills, three digs, one

Career National Player of the Week Awards:	
(4)	<i>Dean Bittner</i>
(3)	David McKenzie
(2)	Tyler Hildebrand
(1)	Tommy Pestolesi
	Norm Hutton
	Matt Prosser
	Martin Wagner

block and one ace in LBSU's sweep of then-No. 7 Pepperdine. For the week, Bittner averaged 6.66 kills, 1.50 digs and hit an efficient .522.

BITTNER'S FOURTH CAREER NATIONAL P.O.W. HONOR IS TIED FOR THE MOST IN LBSU HISTORY:

Dean Bittner's national player of the week honor was the fourth of his career, with two coming in 2008, one in 2009 and one this season. His four national honors are tied for the most in school history with David McKenzie who won two in 1999 and two in 2001. Tyler Hildebrand has three national weekly honors, while Tom Hoff, Duncan Budinger and Paul Lotman have two each.

PESTOLESI NAMED NATIONAL AND MPSF PLAYER OF THE WEEK:

Tommy Pestolesi was named the Sports Imports/AVCA Division I-II Men's National Player of the Week after igniting his team to a pair of key Mountain Pacific Sports Federation (MPSF) triumphs Feb. 24 and Feb. 26. He also earned co-MPSF Player of the Week

honors for his efforts. In the 49ers' first match, a hard-fought 3-2 win over then-No. 11 UC Irvine, Pestolesi narrowly missed a double-double, smashing 24 kills (.488) while chipping in nine digs, one block and one ace. In LBSU's next match, a 3-0 blanking of then-No. 3 UCLA, the senior came away with 15 kills, five digs and one block on .431 hitting. For the week, Pestolesi hit an efficient .431, while averaging 4.88 kills and 1.75 digs per game.

ALEXANDER MOVING UP CAREER CHARTS IN FOUR CATEGORIES:

Dan Alexander is moving up the career charts in four separate career record lists--blocks, block assists, matches with at least 10 blocks, and service aces. Alexander moved into fifth all-time in blocks passing David Lee (2001-04) in the home win over Pacific. He now has 472 career blocks and needs 39 more to pass Matt Prosser (1998-01) for fourth. Alexander is just the eighth player in school history to record 400 blocks. He is currently third in block assists with 450 passing Robert Kutsch (1987-90) last week. He needs 10 more to pass Prosser for second. He also has seven career matches with at least 10 blocks, which ranks fifth all-time.

He needs one more to tie Prosser (1998-01) for fourth on the list. Alexander is fifth all-time in service aces with 117. He is eight behind teammate Dean Bittner.

EATON MOVES INTO SIXTH IN CAREER ASSISTS AT LBSU: Conor Eaton has returned to the starting lineup during most of his senior season and as a result is climbing the all-time assists list at LBSU. The Dana Point, Calif., product passed Ryan Mennealy (1988-90) for sixth at UC Irvine last week and then passed the 2,500 career assist milestone against UCLA. Eaton started his freshman season and handed out 1,194 assists before combining for 127 assists as a sophomore and junior while backing up Mike Klipsch. This season, Eaton beat out Klipsch to return to the starting lineup and has tallied 1,182 assists.

KLIPSCH GETS CAREER ASSIST NUMBER 3,000; SITS FIFTH IN CAREER ASSISTS AT LBSU:

Mike Klipsch is in the top five in career assists at Long Beach State. The junior from St. Louis, Mo., has 3,107 career assists and needs 20 assists to pass Steve Walker (1995-96) for fourth on the all-time list. Klipsch also became just the fifth LBSU player to ever record 3,000 assists. He has been second on the depth chart behind Conor Eaton at setter for most of the season and has seen limited time in the lineup.

Individual Career Records			
KILLS			
1.	3,034	Brent Hilliard	1990-93
2.	1,833	Dean Bittner	2007-pr.
ASSISTS (Since 1988)			
1.	6,651	Tyler Hildebrand	2003-06
2.	6,324	Jason Stimpfig	1990-93
3.	6,099	Chris Seiffert	1997-00
4.	3,126	Steve Walker	1995-96
5.	3,107	Mike Klipsch	2008-pr.
6.	2,503	Conor Eaton	2007-pr.
SERVICE ACES			
1.	158	Scott Touzinsky	2001-04
2.	135	Paul Lotman	2005-08
3.	132	Brent Hilliard	1990-93
4.	125	Dean Bittner	2007-pr.
5.	117	Dan Alexander	2007-pr.
BLOCKS			
1.	529	Brett Winslow	1988-91
2.	527	Robert Kutsch	1987-90
3.	525	Gaby Amar	1995-98
4.	510	Matt Prosser	1998-01
5.	472	Dan Alexander	2007-pr.
BLOCK ASSISTS:			
1.	466	Gaby Amar	1995-98
2.	459	Matt Prosser	1998-01
3.	450	Dan Alexander	2007-pr.
MOST MATCHES 20+ KILLS			
1.	89	Brent Hilliard	1990-93
2.	39	Dean Bittner	2007-pr.
	39	David McKenzie	1998-01
MOST MATCHES 10+ BLOCKS			
1.	12	Robert Kutsch	1987-90
2.	11	Tom Hoff	1995-96
3.	10	Gaby Amar	1995-98
4.	8	Matt Prosser	1998-01
5.	7	Dan Alexander	2007-pr.

2010



Roster and Squad Breakdown

#	NAME	POS	YR	HT	WT	HOMETOWN / LAST SCHOOL
1	Kory Matsukado	L	Jr.	6-1	186	Honolulu, Hawaii/Rancho Bernardo HS (Calif.)
2	Jim Baughman	OH	So.	6-7	206	Valencia, Calif./Valencia HS
3	Trevor Crabb	OH	Fr.	6-6	200	Honolulu, Hawaii/Punahou HS
4	Tommy Pestolesi	OH	Sr.	6-6	203	Huntington Beach, Calif./Edison HS
5	Mike Klipsch	S	Jr.	6-4	227	St. Louis, Mo./St. John Vianney HS
6	Kyle Friend	OH	Jr.	6-5	189	Boca Raton, Fla./Spanish River HS
9	Josh Riley	OH	Jr.	6-3	206	Manhattan Beach, Calif./Mira Costa HS
10	Dalton Ammerman	OH	Fr.	6-4	180	Parker, Colo./Chaparral HS
11	Antwain Aguillard	MB	Jr.	6-6	208	Las Vegas, Nev./Long Beach City College
15	Colten Echave	MB	Fr.	6-7	223	Ladera Ranch, Calif./Tesoro HS
17	Conor Eaton	S	Sr.	6-1	177	Dana Point, Calif./R. Santa Margarita HS
18	Dean Bittner	OPP	Sr.	6-8	209	Lakewood, Calif./Lakewood HS
20	Kirk Francis	L	Jr.	5-11	166	Torrance, Calif./Golden West College
21	Dan Alexander	MB	Sr.	6-7	195	Arcadia, Calif./Arcadia HS
23	Srdjan Nadazdin	OPP	So.	6-8	197	Los Alamitos, Calif./Los Alamitos HS
24	Cody Watten	L	Fr.	6-0	165	Long Beach, Calif./Wilson HS
25	Ryan Meehan	MB	So.	6-8	217	Dana Point, Calif./Pepperdine

Starters Returning (6)

Name	POS	HT	WT	CL	K/G	B/G
Dan Alexander	MB	6-7	195	Sr.	2.16	1.37
Jim Baughman	OH	6-7	206	So.	1.98	0.93
Dean Bittner	OPP	6-8	209	Sr.	5.50	1.02
Kyle Friend	OH	6-5	189	Jr.	1.55	1.30
Mike Klipsch	S	6-4	227	Jr.	*13.49	*1.65
Josh Riley	OH	6-3	206	Jr.	3.47	0.69
					*AS/G	*D/G

Starters Lost (1)

Name	POS	HT	WT	AS/G	D/G
Dustin Watten	L	6-0	162	0.70	3.25

Lettermen Returning (10)

Name	POS	HT	WT	CL	K/G	B/G
Dan Alexander	MB	6-7	195	Sr.	2.16	1.37
Jim Baughman	OH	6-7	206	So.	1.98	0.93
Dean Bittner	OPP	6-8	209	Sr.	5.50	1.02
Conor Eaton	S	6-1	177	Sr.	*10.10	*0.80
Kyle Friend	OH	6-5	189	Jr.	1.55	1.30
Mike Klipsch	S	6-4	227	Jr.	*13.49	*1.65
Kory Matsukado	L	6-1	186	Jr.	*0.56	*1.00
Srdjan Nadazdin	OPP	6-8	197	So.	0.76	0.52
Tommy Pestolesi	OH	6-6	203	Sr.	2.58	*1.16
Josh Riley	OH	6-3	206	Jr.	3.47	0.69
					*AS/G	*D/G

Newcomers and Redshirt Freshmen (6)

Name	POS	HT	WT	CL
Antwain Aguillard	MB	6-6	208	Jr.
Dalton Ammerman	OH	6-4	180	Fr.
Trevor Crabb	OH	6-6	200	Fr.
Colten Echave	MB	6-7	223	Fr.
Kirk Francis	L	5-11	166	Jr.
Ryan Meehan	MB	6-8	217	So.
Cody Watten	L	6-0	165	Fr.

By Class

Senior (4)	Dan Alexander, Dean Bittner, Conor Eaton Tommy Pestolesi
Junior (6)	Antwain Aguillard, Mike Klipsch, Kirk Francis, Kyle Friend, Kory Matsukado, Josh Riley
Sophomore (3)	Jim Baughman, Ryan Meehan, Srdjan Nadazdin
Freshmen (4)	Dalton Ammerman, Trevor Crabb, Colten Echave, Cody Watten

By State

California (11)	Dan Alexander, Jim Baughman, Dean Bittner, Conor Eaton, Colten Echave, Kirk Francis, Ryan Meehan, Srdjan Nadazdin, Tommy Pestolesi, Josh Riley, Cody Watten
Colorado (1)	Dalton Ammerman
Florida (1)	Kyle Friend
Hawaii (2)	Trevor Crabb, Kory Matsukado
Missouri (1)	Mike Klipsch
Nevada (1)	Antwain Aguillard

By Height

Pronunciations:

Antwain	An-twan	Aguillard	Ag-you-lard
Baughman	Boff-man	Echave	uh-cha-VEY
Klipsch	CLIPS-sh	Matsukado	mat-sue-KA-doe
Srdjan	sir-JOHN	Nadazdin	NAD-ah-z-deen
Pestolesi	Pes-toe-LAY-cee		



Andy Read

Record at LBSU: 12-15
Overall Record: 33-85

Education

Biola University (1981)
Biological Science

Coaching Experience

- 2009-Present** **Long Beach State**
Interim Head Coach

- 1997-2009** **Long Beach State**
Assistant Coach

- 1993-1996** **UC Irvine**
Head Coach

- 1990-1992** **Pepperdine**
Assistant Coach

- 1987-1989** **Marina HS**
Head Coach

Andy Read is in his first season as the interim head coach at Long Beach State after serving 13 seasons as an assistant coach to Alan Knipe. Read will serve as the interim head coach at LBSU through the 2012 season while Knipe is the head coach for the United States Men's Volleyball Team.

Read is no stranger to men's volleyball and has served as a head coach once before, leading UC Irvine from 1992-1996. Read is known for his knowledge of the many technical intricacies of volleyball.

As an assistant to Knipe at LBSU, Read worked primarily with the setters. He tutored former 49er Chris Seiffert, a three-time All-American and a starter on the United States National Team, and Tyler Hildebrand, also a three-time All-American.

Read has coached several USA Developmental Teams including seven players from the 2008 Gold Medal USA Olympic Team.

This past summer, Read coached the USA Boy's Youth National Team to a 10th-place finish at the World Championships in Italy. Two summers ago, along with fellow Long Beach State assistant coach, John Hawks, Read was the head coach of the Boy's Youth National Team which went undefeated at NORCECA Championships in Miami, Fla.

Read was the head coach for the USA Men's Junior National Team in

2006, leading the team to a second place finish at NORCECA and a berth in the Men's Junior World Championships in Morocco.

At the World Championships, the USA team finished seventh (tied for the best finish ever by a USA Men's Junior Team) and along the way defeated the then reigning champion from Russia in straight sets. Read has also served as scout / consultant for the USA Men's National Team in several international tournaments, most recently the 2006 World Championships in Japan.

In January 2005, Read was named the USA Development Coach of the Year, after serving as head coach of the USA Boy's Youth National Team that earned a gold medal at the NORCECA Youth Championships in Mexico City with a record of 6-0. The team won its last 17 games in a row en route to earning a berth in the 2005 Boy's Youth World Championships. Read also worked with the USA Men's National Team in Colorado and Texas in 2005.

Prior to the 2004 season, Read was an assistant on the U.S. Men's Volleyball team that competed in the World University Games in Korea. Read helped lead the team, that included 49er teammates, David Lee, Scott Touzinsky, and Tyler Hildebrand, to a bronze medal in a 3-2 victory over France in the medal round. Read also spent time as an advisor to the U.S. Men's Volleyball National team that competed in Mexico in a qualifying tournament for the 2004 Olympics in Greece. On that squad were former 49ers Tom Hoff, Jim Polster, and David McKenzie.

In 2002, Read coached the USA Youth "High Performance" camp at the Colorado Springs Training Center. In the summer of 2001, Read served as the head coach for the U.S. Junior National Team which traveled to Brazil. Former 49ers Scott Touzinsky and Jeff Wootton were members of that U.S. squad.

Prior to his stint at UC Irvine, Read was an assistant coach at Pepperdine from 1990-92. In his final year at Pepperdine, the Waves captured the 1992 NCAA National Championship. On the international level, Read served as an assistant coach for the World University Games in both 1995 and 1997. In 2005, Read was the head coach for the USA Men's Junior National Team and in 1998 and 1999 he coached the U.S. Youth National Team. In 1999 he coached with the USA Volleyball staff at the 1999 World Cup in Japan.

Read's connection with Long Beach State began when he was the head coach of the Marina High School boy's team from 1988-89, where he coached 49er head coach Alan Knipe.

Aside from his coaching duties, Read also serves as a science teacher at Westminster High School in Westminster. Read, who resides in Garden Grove, graduated from Biola University in 1981 with a degree in biological science.

<u>ANDY READ AS HEAD COACH</u>		
<i>Season</i>	<i>School</i>	<i>Record</i>
1993	UC Irvine	2-20
1994	UC Irvine	2-20
1995	UC Irvine	9-13
1996	UC Irvine	8-17
UCI Totals		21-70
2010	Long Beach State	12-15
Totals	Career	33-85

2010 OVERALL STATS

(Thru 27 Matches)

Record: 12-15; Home: 6-7; Away: 6-6; Neutral: 0-2

##	STATS	SUMMARY	ATTACK					SET		SERVE			DIG			BLOCKING						
			G	K	K/G	E	TA	Pct	A	A/G	SA	SE	SA/G	RE	DIG	D/G	BS	BA	Total	B/G	BE	BHE
18	Bittner, Dean		101	463	4.58	183	970	.289	5	0.05	36	80	0.36	6	125	1.24	5	78	83	0.82	2	0
2	Baughman, Jim		99	252	2.55	132	660	.182	10	0.10	23	88	0.23	32	102	1.03	7	43	50	0.51	2	1
11	Aguillard, Antwain		96	229	2.39	45	380	.484	15	0.16	10	37	0.10	1	48	0.50	22	80	102	1.06	16	0
21	Alexander, Dan		93	187	2.01	44	342	.418	13	0.14	40	106	0.43	0	43	0.46	5	98	103	1.11	6	0
4	Pestolesi, Tommy		82	230	2.80	99	506	.259	4	0.05	10	76	0.12	19	149	1.82	6	30	36	0.44	5	0
6	Friend, Kyle		49	73	1.49	41	184	.174	7	0.14	8	28	0.16	10	40	0.82	3	13	16	0.33	5	0
10	Ammerman, Dalton		27	31	1.15	15	78	.205	1	0.04	5	17	0.19	10	19	0.70	1	10	11	0.41	2	0
17	Eaton, Conor		92	8	0.09	5	23	.130	1182	12.85	4	17	0.04	1	99	1.08	3	36	39	0.42	3	1
23	Nadazdin, Srdjan		68	24	0.35	11	68	.191	3	0.04	0	4	0.00	0	6	0.09	0	10	10	0.15	1	0
9	Riley, Josh		10	25	2.50	15	61	.164	2	0.20	2	10	0.20	1	13	1.30	1	1	2	0.20	2	0
15	Echave, Colten		24	20	0.83	3	33	.515	0	0.00	0	4	0.00	0	7	0.29	2	10	12	0.50	0	0
25	Meehan, Ryan		9	11	1.22	0	20	.550	2	0.22	3	5	0.33	0	7	0.78	1	8	9	1.00	1	0
5	Klipsch, Mike		31	3	0.10	1	5	.400	184	5.94	1	3	0.03	0	36	1.16	0	7	7	0.23	0	0
1	Matsukado, Kory		34	1	0.03	1	3	.000	10	0.29	1	10	0.03	7	54	1.59	0	0	0	0.00	0	0
20	Francis, Kirk		90	1	0.01	1	2	.000	42	0.47	0	0	0.00	26	240	2.67	0	0	0	0.00	0	1
24	Watten, Cody		14	0	0.00	0	0	.000	0	0.00	0	4	0.00	0	1	0.07	0	0	0	0.00	0	0
TEAM			7																			
LONG BEACH STATE....			104	1558	14.98	596	3335	.288	1480	14.23	143	489	1.38	120	989	9.51	56	424	268.0	2.58	45	3
Opponents.....			104	1530	14.71	554	3321	.294	1376	13.23	120	454	1.15	143	963	9.26	65	414	272.0	2.62	40	6

TEAM STATISTICS	LBSU	OPP	DATE	OPPONENT	W/L	SCORE	SCORE-BY-GAME	ATTEND
ATTACK.....								
Kills.....	1558	1530	Jan. 7	vs CALIFORNIA BAPTIST	L	2-3	29-31,30-27,30-28,28-30,13-15	50
Errors.....	596	554	Jan. 7	at #14 UC Santa Barbara	W	3-2	30-28,25-30,25-30,30-28,15-10	192
Total Attacks.....	3335	3321	* Jan 13	at #14 UC Santa Barbara	W	3-2	23-30,30-24,24-30,30-26,15-9	246
Attack Pct.....	.288	.294	* Jan 15	#2 CAL STATE NORTHRIDG	L	0-3	26-30,23-30,27-30	712
Kills/Set.....	15.0	14.7	* Jan 20	at #1 USC	L	0-3	28-30,29-31,23-30	500
SET.....								
Assists.....	1480	1376	* Jan 23	at #7 Pepperdine	W	3-0	30-24,31-29,30-24	870
Attempts.....	3167	3121	* Jan 29	#2 UC SAN DIEGO	W	3-0	30-22,30-22,30-21	774
Assist Pct.....	.467	.441	* Feb 05	at #13 UC SAN DIEGO	W	3-1	30-25,30-27,26-30,30-24	449
Assists/Set.....	14.2	13.2	* Feb 11	at #1 CAL STATE NORTHRIDG	L	0-3	24-30,24-30,21-30	652
SERVE.....								
Aces.....	143	120	* Feb 12	#10 UC SANTA BARBARA	L	2-3	24-30,30-26,33-31,22-30,13-15	777
Errors.....	489	454	Feb 18	CALIFORNIA BAPTIST	W	3-0	30-22,30-18,30-24	613
Aces/Set.....	1.4	1.2	* Feb 24	#11 UC IRVINE	W	3-2	28-30,30-20,30-23,28-30,15-12	812
SERVE RECEPTIONS....								
Errors.....	120	143	* Feb 26	at UCLA	W	3-0	30-23,30-26,30-23	531
Errors/Set.....	1.2	1.4	* Mar 05	at PACIFIC	W	3-1	31-33,30-25,30-23,30-26	150
DEFENSE.....								
Digs.....	989	963	* Mar 06	at #2 Stanford	L	1-3	22-30,25-30,30-26,21-30	690
Digs/Set.....	9.5	9.3	Mar 09	#12 LOYOLA-CHICAGO	W	3-1	27-30,30-26,30-20,31-29	552
BLOCKING.....								
Block Solo.....	56	65	Mar 12	ST. FRANCIS	W	3-0	30-28,30-27,30-17	689
Block Assist.....	424	414	Mar 13	#9 PENN STATE	L	0-3	28-30,28-30,27-30	879
Total Blocks.....	268.0	272.0	* Mar 19	at #5 Hawaii	L	1-3	21-30,30-28,23-30,25-30	3213
Blocks Per Game...	2.6	2.6	* Mar 20	at #5 Hawaii	L	2-3	35-33,25-30,20-30,30-25,5-15	3347
Block Errors.....	45	40	* Mar 26	PACIFIC	W	3-0	30-22,30-22,30-21	489
Ball handling errors	3	6	* Mar 27	#1 STANFORD	L	0-3	28-30,22-30,21-30	862
ATTENDANCE.....								
Total.....	9454	12352	* Apr 01	#3 BYU	L	1-3	28-30,30-28,23-30,18-30	586
Dates/Avg Per Date	13/727	12/1029	* Apr 02	#3 BYU	L	1-3	26-30,30-27,22-30,23-30	797
Neutral site #/Avg	2/137		* Apr 7	at #10 UC Irvine	L	1-3	21-30,29-31,30-28,28-30	1512
Current win streak	0	-	* Apr 09	#7 UCLA	L	2-3	24-30,30-22,30-23,28-30,14-16	912
Home win streak...	0	-						

2010 CONFERENCE STATS

(Thru 20 Matches)

Record: 8-12; Home: 3-6; Away: 5-6

##	STATS SUMMARY	ATTACK					SET		SERVE			DIG			BLOCKING						
		G	K	K/G	E	TA	Pct	A	A/G	SA	SE	SA/G	RE	DIG	D/G	BS	BA	Total	B/G	BE	BHE
18	Bittner, Dean	77	356	4.62	149	742	.279	3	0.04	30	62	0.39	6	100	1.30	2	63	65	0.84	2	0
21	Alexander, Dan	77	156	2.03	38	285	.414	10	0.13	35	91	0.45	0	42	0.55	5	84	89	1.16	5	0
11	Aguillard, Antwain	69	165	2.39	36	273	.473	11	0.16	10	29	0.14	1	40	0.58	13	60	73	1.06	12	0
2	Baughman, Jim	75	167	2.23	109	485	.120	8	0.11	19	60	0.25	25	73	0.97	4	34	38	0.51	2	1
4	Pestolesi, Tommy	58	152	2.62	77	357	.210	2	0.03	5	58	0.09	13	102	1.76	3	21	24	0.41	3	0
6	Friend, Kyle	37	62	1.68	32	152	.197	4	0.11	6	23	0.16	9	32	0.86	1	11	12	0.32	5	0
10	Ammerman, Dalton	19	20	1.05	14	59	.102	1	0.05	4	13	0.21	5	14	0.74	1	10	11	0.58	2	0
17	Eaton, Conor	73	6	0.08	3	18	.167	917	12.56	3	12	0.04	0	74	1.01	3	31	34	0.47	3	0
15	Echave, Colten	17	11	0.65	2	22	.409	0	0.00	0	1	0.00	0	5	0.29	1	9	10	0.59	0	0
9	Riley, Josh	7	13	1.86	10	35	.086	2	0.29	1	6	0.14	1	7	1.00	1	0	1	0.14	1	0
23	Nadazdin, Srdjan	50	9	0.18	4	22	.227	1	0.02	0	0	0.00	0	1	0.02	0	4	4	0.08	1	0
5	Klipsch, Mike	21	0	0.00	1	1	-1.000	75	3.57	0	0	0.00	0	15	0.71	0	3	3	0.14	0	0
1	Matsukado, Kory	20	0	0.00	0	0	.000	1	0.05	1	9	0.05	1	10	0.50	0	0	0	0.00	0	0
24	Watten, Cody	1	0	0.00	0	0	.000	0	0.00	0	0	0.00	0	0	0.00	0	0	0	0.00	0	0
20	Francis, Kirk	75	0	0.00	1	1	-1.000	37	0.49	0	0	0.00	21	203	2.71	0	0	0	0.00	0	0
TEAM		6																			
LONG BEACH STATE....		77	1117	14.51	476	2452	.261	1072	13.92	114	364	1.48	88	718	9.32	34	330	199.0	2.58	36	1
Opponents.....		77	1122	14.57	425	2431	.287	1059	13.75	88	334	1.14	114	718	9.32	41	346	214.0	2.78	29	4

TEAM STATISTICS	LBSU	OPP	DATE	OPPONENT	W/L	SCORE	SCORE-BY-GAME	ATTEND	
ATTACK.....									
Kills.....	1117	1122	* Jan 13	at #14 UC Santa Barbara	W	3-2	23-30,30-24,24-30,30-26,15-9	246	
Errors.....	476	425	* Jan 15	#2 CAL STATE NORTHRIDG	L	0-3	26-30,23-30,27-30	712	
Total Attacks.....	2452	2431	* Jan 20	at #1 USC	L	0-3	28-30,29-31,23-30	500	
Attack Pct.....	.261	.287	* Jan 23	at #7 Pepperdine	W	3-0	30-24,31-29,30-24	870	
Kills/Set.....	14.5	14.6	* Jan 29	#12 UC SAN DIEGO	W	3-0	30-22,30-22,30-21	774	
SET.....									
Assists.....	1072	1059	* Feb 05	at #13 UC SAN DIEGO	W	3-1	30-25,30-27,26-30,30-24	449	
Attempts.....	2452	2389	* Feb 11	at #1 CAL STATE NORTHRIDG	L	0-3	24-30,24-30,21-30	652	
Assist Pct.....	.437	.443	* Feb 12	#10 UC SANTA BARBARA	L	2-3	24-30,30-26,33-31,22-30,13-15	777	
Assists/Set.....	13.9	13.8	* Feb 24	#11 UC IRVINE	W	3-2	28-30,30-20,30-23,28-30,15-12	812	
SERVE.....									
Aces.....	114	88	* Feb 26	at UCLA	W	3-0	30-23,30-26,30-23	531	
Errors.....	364	334	* Mar 05	at PACIFIC	W	3-1	31-33,30-25,30-23,30-26	150	
Aces/Set.....	1.5	1.1	* Mar 06	at #2 Stanford	L	1-3	22-30,25-30,30-26,21-30	690	
SERVE RECEPTIONS....									
Errors.....	88	114	* Mar 19	at #5 Hawaii	L	1-3	21-30,30-28,23-30,25-30	3213	
Errors/Set.....	1.1	1.5	* Mar 20	at #5 Hawaii	L	2-3	35-33,25-30,20-30,30-25,5-15	3347	
DEFENSE.....									
Digs.....	718	718	* Mar 26	PACIFIC	W	3-0	30-22,30-22,30-21	489	
Digs/Set.....	9.3	9.3	* Mar 27	#1 STANFORD	L	0-3	28-30,22-30,21-30	862	
BLOCKING.....									
Block Solo.....	34	41	* Apr 01	#3 BYU	L	1-3	28-30,30-28,23-30,18-30	586	
Block Assist.....	330	346	* Apr 02	#3 BYU	L	1-3	26-30,30-27,22-30,23-30	797	
Total Blocks.....	199.0	214.0	* Apr 7	at #10 UC Irvine	L	1-3	21-30,29-31,30-28,28-30	1512	
Blocks Per Game...	2.6	2.8	* Apr 09	#7 UCLA	L	2-3	24-30,30-22,30-23,28-30,14-16	912	
Block Errors.....	36	29							
Ball handling errors	1	4							
ATTENDANCE.....									
Total.....	6721	12160							
Dates/Avg Per Date	9/747	11/1105							
Neutral site #/Avg	0/0								
Current win streak	0	-							
Home win streak...	0	-							



2010 HOME STATS

(Thru 13 Matches)

Record: 6-7

##	STATS SUMMARY	ATTACK					SET	SERVE			DIG			BLOCKING							
		G	K	K/G	E	TA	Pct	A	A/G	SA	SE	SA/G	RE	DIG	D/G	BS	BA	Total	B/G	BE	BHE
18	Bittner, Dean	45	194	4.31	84	425	.259	1	0.02	17	32	0.38	3	56	1.24	0	36	36	0.80	1	0
4	Pestolesi, Tommy	44	149	3.39	50	296	.334	4	0.09	7	41	0.16	9	82	1.86	4	18	22	0.50	3	0
11	Aguillard, Antwain	48	116	2.42	21	195	.487	6	0.12	1	18	0.02	0	24	0.50	9	39	48	1.00	10	0
21	Alexander, Dan	42	83	1.98	22	150	.407	7	0.17	15	44	0.36	0	22	0.52	2	45	47	1.12	3	0
2	Baughman, Jim	43	96	2.23	54	247	.170	4	0.09	9	34	0.21	12	43	1.00	2	12	14	0.33	1	1
6	Friend, Kyle	20	39	1.95	19	89	.225	1	0.05	5	17	0.25	3	17	0.85	0	6	6	0.30	2	0
9	Riley, Josh	7	18	2.57	11	43	.163	1	0.14	1	6	0.14	1	11	1.57	0	1	1	0.14	1	0
23	Nadazdin, Srdjan	31	16	0.52	7	46	.196	2	0.06	0	2	0.00	0	4	0.13	0	4	4	0.13	1	0
17	Eaton, Conor	41	4	0.10	1	7	.429	532	12.98	1	7	0.02	1	46	1.12	0	14	14	0.34	2	1
25	Meehan, Ryan	6	7	1.17	0	14	.500	1	0.17	1	3	0.17	0	6	1.00	0	7	7	1.17	1	0
10	Ammerman, Dalton	10	4	0.40	6	23	-.087	1	0.10	2	7	0.20	3	12	1.20	1	7	8	0.80	0	0
15	Echave, Colten	7	5	0.71	1	7	.571	0	0.00	0	1	0.00	0	0	0.00	0	1	1	0.14	0	0
5	Klipsch, Mike	17	2	0.12	0	2	1.000	109	6.41	0	0	0.00	0	25	1.47	0	5	5	0.29	0	0
20	Francis, Kirk	44	1	0.02	0	1	1.000	22	0.50	0	0	0.00	13	108	2.45	0	0	0	0.00	0	0
1	Matsukado, Kory	11	1	0.09	1	2	.000	4	0.36	0	5	0.00	2	24	2.18	0	0	0	0.00	0	0
24	Watten, Cody	2	0	0.00	0	0	.000	0	0.00	0	1	0.00	0	0	0.00	0	0	0	0.00	0	0
TEAM		3																			
LONG BEACH STATE....		48	735	15.31	277	1547	.296	695	14.48	59	218	1.23	50	480	10.00	18	195	115.5	2.41	25	2
Opponents.....		48	688	14.33	264	1536	.276	649	13.52	50	213	1.04	59	451	9.40	19	219	128.5	2.68	18	2

TEAM STATISTICS	LBSU	OPP	DATE	OPPONENT	W/L	SCORE	SCORE-BY-GAME	ATTEND	
ATTACK.....									
Kills.....	735	688	* Jan 15	#2 CAL STATE NORTHRIDG	L	0-3	26-30,23-30,27-30	712	
Errors.....	277	264	* Jan 29	#12 UC SAN DIEGO	W	3-0	30-22,30-22,30-21	774	
Total Attacks.....	1547	1536	* Feb 12	#10 UC SANTA BARBARA	L	2-3	24-30,30-26,33-31,22-30,13-15	777	
Attack Pct.....	.296	.276	Feb 18	CALIFORNIA BAPTIST	W	3-0	30-22,30-18,30-24	613	
Kills/Set.....	15.3	14.3	* Feb 24	#11 UC IRVINE	W	3-2	28-30,30-20,30-23,28-30,15-12	812	
SET.....									
Assists.....	695	649	Mar 09	#12 LOYOLA-CHICAGO	W	3-1	27-30,30-26,30-20,31-29	552	
Attempts.....	1543	1533	Mar 12	ST. FRANCIS	W	3-0	30-28,30-27,30-17	689	
Assist Pct.....	.450	.423	Mar 13	#9 PENN STATE	L	0-3	28-30,28-30,27-30	879	
Assists/Set.....	14.5	13.5	* Mar 26	PACIFIC	W	3-0	30-22,30-22,30-21	489	
SERVE.....									
Aces.....	59	50	* Mar 27	#1 STANFORD	L	0-3	28-30,22-30,21-30	862	
Errors.....	218	213	* Apr 01	#3 BYU	L	1-3	28-30,30-28,23-30,18-30	586	
Aces/Set.....	1.2	1.0	* Apr 02	#3 BYU	L	1-3	26-30,30-27,22-30,23-30	797	
SERVE RECEPTIONS....									
Errors.....	50	59	* Apr 09	#7 UCLA	L	2-3	24-30,30-22,30-23,28-30,14-16	912	
Errors/Set.....	1.0	1.2							
DEFENSE.....									
Digs.....	480	451							
Digs/Set.....	10.0	9.4							
BLOCKING.....									
Block Solo.....	18	19							
Block Assist.....	195	219							
Total Blocks.....	115.5	128.5							
Blocks Per Game...	2.4	2.7							
Block Errors.....	25	18							
Ball handling errors	2	2							
ATTENDANCE.....									
Total.....	9454	0							
Dates/Avg Per Date	13/727	0/0							
Neutral site #/Avg	0/0								
Current win streak	0	-							
Home win streak...	0	-							

2010 AWAY STATS

(Thru 12 Matches)

Record: 6-6

##	STATS	SUMMARY	-----ATTACK-----				---SET---	----SERVE----			---DIG---			-----BLOCKING-----							
			G	K	K/G	E	TA	Pct	A	A/G	SA	SE	SA/G	RE	DIG	D/G	BS	BA	Total	B/G	BE
18	Bittner, Dean	47	228	4.85	87	452	.312	3	0.06	17	45	0.36	3	63	1.34	3	33	36	0.77	1	0
2	Baughman, Jim	47	126	2.68	67	344	.172	6	0.13	14	42	0.30	16	49	1.04	2	28	30	0.64	1	0
21	Alexander, Dan	47	97	2.06	22	179	.419	4	0.09	21	60	0.45	0	21	0.45	3	49	52	1.11	3	0
11	Aguillard, Antwain	39	99	2.54	22	159	.484	7	0.18	9	16	0.23	1	21	0.54	7	35	42	1.08	5	0
4	Pestolesi, Tommy	32	71	2.22	49	188	.117	0	0.00	1	32	0.03	8	62	1.94	1	12	13	0.41	2	0
6	Friend, Kyle	23	26	1.13	16	71	.141	4	0.17	2	8	0.09	6	20	0.87	1	5	6	0.26	3	0
17	Eaton, Conor	47	4	0.09	2	14	.143	601	12.79	3	9	0.06	0	45	0.96	3	22	25	0.53	1	0
10	Ammerman, Dalton	13	16	1.23	8	36	.222	0	0.00	2	7	0.15	3	3	0.23	0	3	3	0.23	2	0
15	Echave, Colten	13	11	0.85	2	22	.409	0	0.00	0	1	0.00	0	5	0.38	1	9	10	0.77	0	0
9	Riley, Josh	3	7	2.33	4	18	.167	1	0.33	1	4	0.33	0	2	0.67	1	0	1	0.33	1	0
23	Nadazdin, Srdjan	34	5	0.15	1	13	.308	1	0.03	0	0	0.00	0	2	0.06	0	4	4	0.12	0	0
1	Matsukado, Kory	19	0	0.00	0	0	.000	5	0.26	1	5	0.05	0	18	0.95	0	0	0	0.00	0	0
20	Francis, Kirk	41	0	0.00	1	1	-1.000	18	0.44	0	0	0.00	13	127	3.10	0	0	0	0.00	0	0
5	Klipsch, Mike	9	0	0.00	1	1	-1.000	14	1.56	0	0	0.00	0	2	0.22	0	0	0	0.00	0	0
24	Watten, Cody	5	0	0.00	0	0	.000	0	0.00	0	1	0.00	0	0	0.00	0	0	0	0.00	0	0
TEAM											4										
LONG BEACH STATE....		47	690	14.68	282	1498	.272	664	14.13	71	230	1.51	54	440	9.36	22	200	122.0	2.60	19	0
Opponents.....		47	705	15.00	257	1504	.298	668	14.21	54	202	1.15	71	442	9.40	31	168	115.0	2.45	16	3

TEAM STATISTICS	LBSU	OPP	DATE	OPPONENT	W/L	SCORE	SCORE-BY-GAME	ATTEND

ATTACK.....			Jan. 7	at #14 UC Santa Barbara	W	3-2	30-28,25-30,25-30,30-28,15-10	192
Kills.....	690	705	* Jan 13	at #14 UC Santa Barbara	W	3-2	23-30,30-24,24-30,30-26,15-9	246
Errors.....	282	257	* Jan 20	at #1 USC	L	0-3	28-30,29-31,23-30	500
Total Attacks....	1498	1504	* Jan 23	at #7 Pepperdine	W	3-0	30-24,31-29,30-24	870
Attack Pct.....	.272	.298	* Feb 05	at #13 UC SAN DIEGO	W	3-1	30-25,30-27,26-30,30-24	449
Kills/Set.....	14.7	15.0	* Feb 11	at #1 CAL STATE NORTHRIDG	L	0-3	24-30,24-30,21-30	652
SET.....			* Feb 26	at UCLA	W	3-0	30-23,30-26,30-23	531
Assists.....	664	668	* Mar 05	at PACIFIC	W	3-1	31-33,30-25,30-23,30-26	150
Attempts.....	1497	1463	* Mar 06	at #2 Stanford	L	1-3	22-30,25-30,30-26,21-30	690
Assist Pct.....	.444	.457	* Mar 19	at #5 Hawaii	L	1-3	21-30,30-28,23-30,25-30	3213
Assists/Set.....	14.1	14.2	* Mar 20	at #5 Hawaii	L	2-3	35-33,25-30,20-30,30-25,5-15	3347
SERVE.....			* Apr 7	at #10 UC Irvine	L	1-3	21-30,29-31,30-28,28-30	1512
Aces.....	71	54						
Errors.....	230	202						
Aces/Set.....	1.5	1.1						
SERVE RECEPTIONS....								
Errors.....	54	71						
Errors/Set.....	1.1	1.5						
DEFENSE.....								
Digs.....	440	442						
Digs/Set.....	9.4	9.4						
BLOCKING.....								
Block Solo.....	22	31						
Block Assist.....	200	168						
Total Blocks.....	122.0	115.0						
Blocks Per Game...	2.6	2.4						
Block Errors.....	19	16						
Ball handling errors	0	3						
ATTENDANCE.....								
Total.....	0	12352						
Dates/Avg Per Date	0/0	12/1029						
Neutral site #/Avg	0/0							
Current win streak	0	-						
Home win streak...	0	-						

2010 NUETRAL STATS

(Thru 2 Matches)

Record: 0-2

##	STATS SUMMARY	ATTACK					SET	SERVE			DIG			BLOCKING							
		G	K	K/G	E	TA	Pct	A	A/G	SA	SE	SA/G	RE	DIG	D/G	BS	BA	Total	B/G	BE	BHE
18	Bittner, Dean	9	41	4.56	12	93	.312	1	0.11	2	3	0.22	0	6	0.67	2	9	11	1.22	0	0
2	Baughman, Jim	9	30	3.33	11	69	.275	0	0.00	0	12	0.00	4	10	1.11	3	3	6	0.67	0	0
11	Aguillard, Antwain	9	14	1.56	2	26	.462	2	0.22	0	3	0.00	0	3	0.33	6	6	12	1.33	1	0
10	Ammerman, Dalton	4	11	2.75	1	19	.526	0	0.00	1	3	0.25	4	4	1.00	0	0	0	0.00	0	0
4	Pestolesi, Tommy	6	10	1.67	0	22	.455	0	0.00	2	3	0.33	2	5	0.83	1	0	1	0.17	0	0
6	Friend, Kyle	6	8	1.33	6	24	.083	2	0.33	1	3	0.17	1	3	0.50	2	2	4	0.67	0	0
21	Alexander, Dan	4	7	1.75	0	13	.538	2	0.50	4	2	1.00	0	0	0.00	0	4	4	1.00	0	0
15	Echave, Colten	4	4	1.00	0	4	1.000	0	0.00	0	2	0.00	0	2	0.50	1	0	1	0.25	0	0
25	Meehan, Ryan	3	4	1.33	0	6	.667	1	0.33	2	2	0.67	0	1	0.33	1	1	2	0.67	0	0
23	Nadazdin, Srdjan	3	3	1.00	3	9	.000	0	0.00	0	2	0.00	0	0	0.00	0	2	2	0.67	0	0
5	Klipsch, Mike	5	1	0.20	0	2	.500	61	12.20	1	3	0.20	0	9	1.80	0	2	2	0.40	0	0
17	Eaton, Conor	4	0	0.00	2	2	-1.000	49	12.25	0	1	0.00	0	8	2.00	0	0	0	0.00	0	0
1	Matsukado, Kory	4	0	0.00	0	1	.000	1	0.25	0	0	0.00	5	12	3.00	0	0	0	0.00	0	0
20	Francis, Kirk	5	0	0.00	0	0	.000	2	0.40	0	0	0.00	0	5	1.00	0	0	0	0.00	0	1
24	Watten, Cody	7	0	0.00	0	0	.000	0	0.00	0	2	0.00	0	1	0.14	0	0	0	0.00	0	0
#TM		0																			
LONG BEACH STATE....		9	133	14.78	37	290	.331	121	13.44	13	41	1.44	16	69	7.67	16	29	30.5	3.39	1	1
Opponents.....		9	137	15.22	33	281	.370	59	6.56	16	39	1.78	13	70	7.78	15	27	28.5	3.17	6	1

TEAM STATISTICS	LBSU	OPP	DATE	OPPONENT	W/L	SCORE	SCORE-BY-GAME	ATTEND
ATTACK.....			Jan. 7	vs CALIFORNIA BAPTIST	L	2-3	29-31,30-27,30-28,28-30,13-15	50
Kills.....	133	137	Jan. 8	vs #2 UC Irvine	L	1-3	30-26,26-30,21-30,26-30	224
Errors.....	37	33						
Total Attacks.....	290	281						
Attack Pct.....	.331	.370						
Kills/Set.....	14.8	15.2						
SET.....								
Assists.....	121	59						
Attempts.....	127	125						
Assist Pct.....	.953	.472						
Assists/Set.....	13.4	6.6						
SERVE.....								
Aces.....	13	16						
Errors.....	41	39						
Aces/Set.....	1.4	1.8						
SERVE RECEPTIONS....								
Errors.....	16	13						
Errors/Set.....	1.8	1.4						
DEFENSE.....								
Digs.....	69	70						
Digs/Set.....	7.7	7.8						
BLOCKING.....								
Block Solo.....	16	15						
Block Assist.....	29	27						
Total Blocks.....	30.5	28.5						
Blocks Per Game...	3.4	3.2						
Block Errors.....	1	6						
Ball handling errors	1	1						
ATTENDANCE.....								
Total.....	0	0						
Dates/Avg Per Date	0/0	0/0						
Neutral site #/Avg	2/137							
Current win streak	0	-						
Home win streak...	0	-						

2010 RESULTS

(Thru 27 Matches)

Record: 12-15; Home: 6-7; Away: 6-6; Neutral: 0-2

Date	Opponent	Score	Score-by-game	Overall Record	Conference Record	Time	Attend
----	-----	-----	-----	-----	-----	----	-----
Jan. 7, 2010	vs CALIFORNIA BAPTIST	2-3 L	29-31,30-27,30-28,28-30,13-15	0-1	0-0	2:16	50
Jan. 7, 2010	at #14 UC Santa Barbara	W 3-2	30-28,25-30,25-30,30-28,15-10	1-1	0-0	2:30	192
Jan. 8, 2010	vs #2 UC Irvine	1-3 L	30-26,26-30,21-30,26-30	1-2	0-0	2:05	224
* Jan 13, 2010	at #14 UC Santa Barbara	W 3-2	23-30,30-24,24-30,30-26,15-9	2-2	1-0	2:30	246
* Jan 15, 2010	#2 CAL STATE NORTHRIDGE	0-3 L	26-30,23-30,27-30	2-3	1-1	1:34	712
* Jan 20, 2010	at #1 USC	0-3 L	28-30,29-31,23-30	2-4	1-2	1:33	500
* Jan 23, 2010	at #7 Pepperdine	W 3-0	30-24,31-29,30-24	3-4	2-2	1:31	870
* Jan 29, 2010	#12 UC SAN DIEGO	W 3-0	30-22,30-22,30-21	4-4	3-2	1:24	774
* Feb 05, 2010	at #13 UC SAN DIEGO	W 3-1	30-25,30-27,26-30,30-24	5-4	4-2	2:08	449
* Feb 11, 2010	at #1 CAL STATE NORTHRIDGE	0-3 L	24-30,24-30,21-30	5-5	4-3	1:27	652
* Feb 12, 2010	#10 UC SANTA BARBARA	2-3 L	24-30,30-26,33-31,22-30,13-15	5-6	4-4	2:27	777
Feb 18, 2010	CALIFORNIA BAPTIST	W 3-0	30-22,30-18,30-24	6-6	4-4	1:23	613
* Feb 24, 2010	#11 UC IRVINE	W 3-2	28-30,30-20,30-23,28-30,15-12	7-6	5-4	2:19	812
* Feb 26, 2010	at UCLA	W 3-0	30-23,30-26,30-23	8-6	6-4	1:30	531
* Mar 05, 2010	at PACIFIC	W 3-1	31-33,30-25,30-23,30-26	9-6	7-4	1:03	150
* Mar 06, 2010	at #2 Stanford	1-3 L	22-30,25-30,30-26,21-30	9-7	7-5	1:55	690
Mar 09, 2010	#12 LOYOLA-CHICAGO	W 3-1	27-30,30-26,30-20,31-29	10-7	7-5	2:03	552
Mar 12, 2010	ST. FRANCIS	W 3-0	30-28,30-27,30-17	11-7	7-5	1:25	689
Mar 13, 2010	#9 PENN STATE	0-3 L	28-30,28-30,27-30	11-8	7-5	1:32	879
* Mar 19, 2010	at #5 Hawaii	1-3 L	21-30,30-28,23-30,25-30	11-9	7-6	2:34	3213
* Mar 20, 2010	at #5 Hawaii	2-3 L	35-33,25-30,20-30,30-25,5-15	11-10	7-7	3:04	3347
* Mar 26, 2010	PACIFIC	W 3-0	30-22,30-22,30-21	12-10	8-7	1:20	489
* Mar 27, 2010	#1 STANFORD	0-3 L	28-30,22-30,21-30	12-11	8-8	1:27	862
* Apr 01, 2010	#3 BYU	1-3 L	28-30,30-28,23-30,18-30	12-12	8-9	2:06	586
* Apr 02, 2010	#3 BYU	1-3 L	26-30,30-27,22-30,23-30	12-13	8-10	1:56	797
* Apr 7, 2010	at #10 UC Irvine	1-3 L	21-30,29-31,30-28,28-30	12-14	8-11	2:16	1512
* Apr 09, 2010	#7 UCLA	2-3 L	24-30,30-22,30-23,28-30,14-16	12-15	8-12	2:14	912

TEAM RECORD W-L

Overall: 12-15

Conference: 8-12

Home: 6-7

Away: 6-6

Neutral: 0-2

3 games: 6-5

4 games: 3-6

5 games: 3-4

ATTEND Dates Total Average

Total: 27 22080 818

Home: 13 9454 727

Away: 12 12352 1029

Neutral: 2 274 137





INDIVIDUAL SEASON/CAREER HIGHS

	#1 • Kory Matsukado • 6-1 • 186 • L • Junior	
	<p style="text-align: center;">Season Highs:</p> <p>Kills: 1 vs. St. Francis, 3/12/10 Attempts: 2 vs. St. Francis, 3/12/10 Hitting %: NA Aces: 1 at Peppedine, 1/23/10 Digs: 15 on two occasions Blocks: None Assists: 4 on two occasions</p>	<p style="text-align: center;">Career Highs:</p> <p>Kills: 1 vs. St. Francis, 3/12/10 Attempts: 2 vs. St. Francis, 3/12/10 Hitting %: NA Aces: 1 on two occasions Digs: 15 on two occasions Blocks: None Assists: 4 on two occasions</p>
	#2 • Jim Baughman • 6-7 • 206 • OH • Sophomore	
	<p style="text-align: center;">Season Highs:</p> <p>Kills: 23 vs. Loyola-Chicago, 3/19/10 Attempts: 52 at UC Santa Barbara, 1/13/10 Hitting %: .588 vs. Cal Baptist, 2/18/10 Aces: 4 vs. Cal Baptist, 2/18/10 Digs: 10 at UC Santa Barbara, 1/23/10 Blocks: 6 vs. UC San Diego, 1/29/10 Assists: 2 on three occasions</p>	<p style="text-align: center;">Career Highs:</p> <p>Kills: 23 vs. Loyola-Chicago, 3/19/10 Attempts: 52 at UC Santa Barbara, 1/13/10 Hitting %: .778 vs. UC San Diego, 1/16/09 Aces: 3 at Peppedine, 1/23/10 Digs: 10 at UC Santa Barbara, 1/23/10 Blocks: 11 vs. Hawaii, 2/13/09 Assists: 2 on four occasions</p>
	#4 • Tommy Pestolesi • 6-6 • 203 • OH • Senior	
	<p style="text-align: center;">Season Highs:</p> <p>Kills: 24 vs. UC Irvine, 2/24/10 Attempts: 41 vs. UC Irvine, 2/24/10 Hitting %: .500 on two occasions Aces: 2 on two occasions Digs: 14 at Stanford, 3/6/10 Blocks: 5 vs. Cal Baptist, 2/18/10 Assists: 1 on two occasions</p>	<p style="text-align: center;">Career Highs:</p> <p>Kills: 25 vs. UCLA, 1/21/09 Attempts: 46 vs. UCLA, 1/21/09 Hitting %: .643 vs. UCLA, 2/25/09 Aces: 4 vs. CS Northridge, 2/29/08 Digs: 15 vs. Pepperdine, 3/6/09 Blocks: 7 vs. UC Santa Barbara, 3/1/08 Assists: 3 vs. UC Irvine, 1/23/09</p>
	#5 • Mike Klipsch • 6-4 • 227 • S • Junior	
	<p style="text-align: center;">Season Highs:</p> <p>Kills: 2 vs. St. Francis, 3/12/10 Attempts: 2 on two occasions Hitting %: NA Aces: 1 vs. Cal Baptist, 1/7/10 Digs: 11 vs. St. Francis, 3/12/10 Blocks: 2 on two occasions Assists: 61 vs. Cal Baptist, 1/7/10</p>	<p style="text-align: center;">Career Highs:</p> <p>Kills: 4 vs. UC Irvine, 1/23/09 Attempts: 5 on three occasions Hitting %: NA Aces: 3 on three occasions Digs: 12 vs. Pacific, 4/4/09 Blocks: 7 at BYU, 3/20/09 Assists: 74 vs. Pepperdine, 3/6/09</p>
	#6 • Kyle Friend • 6-5 • 189 • OH • Junior	
	<p style="text-align: center;">Season Highs:</p> <p>Kills: 15 vs. BYU, 4/2/10 Attempts: 33 vs. BYU, 4/2/10 Hitting %: .571 vs. UC San Diego, 1/29/10 Aces: 3 vs. BYU, 4/2/10 Digs: 7 on two occasions Blocks: 6 vs. UC San Diego, 1/29/10 Assists: 1 on three occasions</p>	<p style="text-align: center;">Career Highs:</p> <p>Kills: 16 at Pacific, 1/31/09 Attempts: 33 vs. BYU, 4/2/10 Hitting %: .571 vs. UC San Diego, 1/29/10 Aces: 3 on four occasions Digs: 17 vs. Hawaii, 1/11/08 Blocks: 8 vs. UCLA, 1/21/08 Assists: 2 vs. Pacific, 4/4/09</p>
	#9 • Josh Riley • 6-3 • 206 • OH • Junior	
	<p style="text-align: center;">Season Highs:</p> <p>Kills: 12 vs. St. Francis, 3/12/10 Attempts: 26 vs. St. Francis, 3/12/10 Hitting %: .269 vs. St. Francis, 3/12/10 Aces: 1 on two occasions Digs: 6 vs. St. Francis, 3/12/10 Blocks: 1 on two occasions Assists: None</p>	<p style="text-align: center;">Career Highs:</p> <p>Kills: 23 at UC Irvine, 2/27/09 Attempts: 48 vs. Pepperdine, 3/6/09 Hitting %: .522 vs. UC Irvine, 1/23/09 Aces: 3 on two occasions Digs: 14 at UC San Diego, 4/17/09 Blocks: 7 at Pacific, 3/27/08 Assists: 1 on 11 occasions</p>

INDIVIDUAL SEASON/CAREER HIGHS

	#10 • Dalton Ammerman • 6-4 • 180 • OH • Freshman	
	<p style="text-align: center; margin: 0;">Season Highs:</p> <p>Kills: 11 on two occasions Attempts: 24 at UC San Diego, 2/5/10 Hitting %: .526 vs. UC Irvine, 1/8/10 Aces: 2 vs. UC Santa Barbara, 2/12/10 Digs: 9 vs. UC Santa Barbara, 2/12/10 Blocks: 7 vs. UC Santa Barbara, 2/12/10 Assists: 1 vs. UC Santa Barbara, 2/12/10</p>	<p style="text-align: center; margin: 0;">Career Highs:</p> <p>Kills: 11 on two occasions Attempts: 24 at UC San Diego, 2/5/10 Hitting %: .526 vs. UC Irvine, 1/8/10 Aces: 2 vs. UC Santa Barbara, 2/12/10 Digs: 9 vs. UC Santa Barbara, 2/12/10 Blocks: 7 vs. UC Santa Barbara, 2/12/10 Assists: 1 vs. UC Santa Barbara, 2/12/10</p>
	#11 • Antwain Aguillard • 6-6 • 208 • MB • Junior	
	<p style="text-align: center; margin: 0;">Season Highs:</p> <p>Kills: 16 at UC San Diego, 2/5/10 Attempts: 24 vs. Loyola-Chicago, 3/9/10 Hitting %: .727 vs. Cal Baptist, 2/18/10 Aces: 2 at Pacific, 3/5/10 Digs: 4 on two occasions Blocks: 11 vs. UC San Diego, 1/29/10 Assists: 2 on two occasions</p>	<p style="text-align: center; margin: 0;">Career Highs:</p> <p>Kills: 16 at UC San Diego, 2/5/10 Attempts: 24 vs. Loyola-Chicago, 3/9/10 Hitting %: .727 vs. Cal Baptist, 2/18/10 Aces: 1 at Pepperdine, 1/23/10 Digs: 4 on two occasions Blocks: 11 vs. UC San Diego, 1/29/10 Assists: 2 on two occasions</p>
	#15 • Colton Echave • 6-7 • 223 • MB • Freshman	
	<p style="text-align: center; margin: 0;">Season Highs:</p> <p>Kills: 7 at UC Santa Barbara, 1/13/10 Attempts: 13 at UC Santa Barbara, 1/13/10 Hitting %: .462 at UC Santa Barbara, 1/13/10 Aces: None Digs: 3 vs. USC, 1/20/10 Blocks: 5 on two occasions Assists: None</p>	<p style="text-align: center; margin: 0;">Career Highs:</p> <p>Kills: 7 at UC Santa Barbara, 1/13/10 Attempts: 13 at UC Santa Barbara, 1/13/10 Hitting %: .462 at UC Santa Barbara, 1/13/10 Aces: None Digs: 3 vs. USC, 1/20/10 Blocks: 5 on two occasions Assists: None</p>
	#17 • Conor Eaton • 6-1 • 177 • S • Senior	
	<p style="text-align: center; margin: 0;">Season Highs:</p> <p>Kills: 1 on seven occasions Attempts: 3 on two occasions Hitting %: NA Aces: 1 on two occasions Digs: 8 vs. UC Irvine, 1/8/10 Blocks: 4 on two occasions Assists: 74 vs. Loyola-Chicago, 3/9/10</p>	<p style="text-align: center; margin: 0;">Career Highs:</p> <p>Kills: 2 on four occasions Attempts: 5 at BYU, 3/29/07 Hitting %: NA Aces: 1 on six occasions Digs: 9 on two occasions Blocks: 5 vs. Pacific, 1/16/07 Assists: 77 at Pepperdine, 1/19/07</p>
	#18 • Dean Bittner • 6-8 • 209 • OPP • Senior	
	<p style="text-align: center; margin: 0;">Season Highs:</p> <p>Kills: 38 vs. UC Santa Barbara, 2/12/10 Attempts: 75 vs. UC Santa Barbara, 2/12/10 Hitting %: .833 at Pepperdine, 1/23/10 Aces: 5 on two occasions Digs: 8 at UC San Diego, 2/5/10 Blocks: 8 vs. UC San Diego, 1/29/10 Assists: 1 on four occasions</p>	<p style="text-align: center; margin: 0;">Career Highs:</p> <p>Kills: 42 at BYU, 3/21/09 Attempts: 75 vs. UC Santa Barbara, 2/12/10 Hitting %: .833 at Pepperdine, 1/23/10 Aces: 5 on three occasions Digs: 11 vs. UC Irvine, 2/27/09 Blocks: 11 vs. UCLA, 1/21/09 Assists: 2 on two occasions</p>
	# 20 • Kirk Francis • 5-11 • 166 • L • Junior	
	<p style="text-align: center; margin: 0;">Season Highs:</p> <p>Kills: 1 vs. Loyola-Chicago, 3/9/10 Attempts: 1 on two occasions Hitting %: NA Aces: None Digs: 21 at Hawaii, 3/20/10 Blocks: None Assists: 4 on two occasions</p>	<p style="text-align: center; margin: 0;">Career Highs:</p> <p>Kills: 1 vs. Loyola-Chicago, 3/9/10 Attempts: 1 at UC San Diego, 2/5/10 Hitting %: NA Aces: None Digs: 21 at Hawaii, 3/20/10 Blocks: None Assists: 4 on two occasions</p>

INDIVIDUAL SEASON/CAREER HIGHS

	#21 • Dan Alexander • 6-7 • 195 • MB • Senior	
	<p style="text-align: center; margin: 0;">Season Highs:</p> <p>Kills: 16 vs. UCLA, 4/9/10 Attempts: 24 vs. UCLA, 4/9/10 Hitting %: .714 at Pacific, 3/5/10 Aces: 5 on two occasions Digs: 7 vs. UC Santa Barbara, 2/12/10 Blocks: 8 vs. BYU, 4/1/10 Assists: 2 on two occasions</p>	<p style="text-align: center; margin: 0;">Career Highs:</p> <p>Kills: 18 on two occasions Attempts: 29 at Stanford, 1/30/09 Hitting %: .818 at Ohio State, 2/22/08 Aces: 5 on two occasions Digs: 7 vs. UC Santa Barbara, 2/12/10 Blocks: 14 vs. UCLA, 1/21/09 Assists: 3 vs. UC Santa Barbara, 3/1/08</p>
	# 23 • Srdjan Nadazdin • 6-8 • 197 • OPP • Sophomore	
	<p style="text-align: center; margin: 0;">Season Highs:</p> <p>Kills: 11 vs. St. Francis, 3/12/10 Attempts: 31 vs. St. Francis, 3/12/10 Hitting %: .258 vs. St. Francis, 3/12/10 Aces: None Digs: 4 vs. St. Francis, 3/12/10 Blocks: 4 vs. St. Francis, 3/12/10 Assists: 2 vs. St. Francis, 3/12/10</p>	<p style="text-align: center; margin: 0;">Career Highs:</p> <p>Kills: 11 vs. St. Francis, 3/12/10 Attempts: 31 vs. St. Francis, 3/12/10 Hitting %: .258 vs. St. Francis, 3/12/10 Aces: None Digs: 4 vs. St. Francis, 3/12/10 Blocks: 5 at USC, 3/26/09 Assists: 2 vs. St. Francis, 3/12/10</p>
	#24 • Cody Watten • 6-0 • 165 • L • Freshman	
	<p style="text-align: center; margin: 0;">Season Highs:</p> <p>Kills: None Attempts: None Hitting %: NA Aces: None Digs: 1 vs. Cal Baptist, 1/7/10 Blocks: None Assists: None</p>	<p style="text-align: center; margin: 0;">Career Highs:</p> <p>Kills: None Attempts: None Hitting %: NA Aces: None Digs: 1 vs. Cal Baptist, 1/7/10 Blocks: None Assists: None</p>
	#25 • Ryan Meehan • 6-8 • 217 • MB • Sophomore	
	<p style="text-align: center; margin: 0;">Season Highs:</p> <p>Kills: 5 vs. Cal Baptist, 2/18/10 Attempts: 19 vs. Cal Baptist, 2/18/10 Hitting %: .556 vs. Cal Baptist, 2/18/10 Aces: 2 vs. Cal Baptist, 1/7/10 Digs: 3 on two occasions Blocks: 4 vs. Cal Baptist, 2/18/10 Assists: 1 on two occasions</p>	<p style="text-align: center; margin: 0;">Career Highs:</p> <p>Kills: 5 vs. Cal Baptist, 2/18/10 Attempts: 19 vs. Cal Baptist, 2/18/10 Hitting %: .556 vs. Cal Baptist, 2/18/10 Aces: 2 vs. Cal Baptist, 1/7/10 Digs: 3 on two occasions Blocks: 4 vs. Cal Baptist, 2/18/10 Assists: 1 on two occasions</p>