



**LONG BEACH STATE**  
**MEN'S BASKETBALL WEEKLY RELEASE**

Contact: Steve Janisch (sjanisch@csulb.edu)

Date: February 18, 2008



**OVERALL RECORD: 6-18**  
**BIG WEST RECORD: 3-8**

**Upcoming Games**

**Game No. 25**

CS Northridge at Long Beach State  
Wednesday, February 20, 7 pm  
Walter Pyramid (4,200), Long Beach, Calif.  
Internet: www.longbeachstate.com

**Game No. 26**

Long Beach State at New Mexico State  
Saturday, February 23, 6 pm (Pacific)  
Pan American Center (12,482), Las Cruces, NM  
Internet: www.longbeachstate.com

**PROBABLE STARTERS**

**LONG BEACH STATE (6-18, 3-8 BWC)**

F-10-Arturas Lazdauskas (6-7, So., 3.9 ppg, 2.8 rpg)  
F-34-Chris Peys (6-5, So., 0.8 ppg, 0.4 rpg)  
C-24-Brian Freeman (6-10, Jr., 5.7 ppg, 4.8 rpg)  
G-4-Donovan Morris (6-3, Jr., 21.2 ppg, 5.5 rpg)  
G-20-Maurice Clady (5-8, Jr., 4.1 ppg, 1.9 rpg)

**CS NORTHRIDGE (17-6, 9-2 BWC)**

F-1-Jonathan Heard (6-6, Sr., 11.6 ppg, 5.9 rpg)  
F-33-Tremaine Townsend (6-9, Jr., 10.4 ppg, 9.2 rpg)  
C-11-Jayme Miller (6-8, Sr., 6.4 ppg, 4.6 rpg)  
G-4-Rob Haynes (6-4, Jr., 7.0 ppg, 2.0 rpg)  
G-20-Josh Jenkins (5-10, Jr., 9.9 ppg, 2.1 rpg)

**NEW MEXICO STATE (15-12, 9-3 WAC)**

F-10-Justin Hawins (6-7, Sr., 17.2 ppg, 7.1 rpg)  
F-21-Wendell McKines (6-6, Fr., 6.8 ppg, 6.1 rpg)  
C-31-Hatila Passos (6-11, Sr., 11.5 ppg, 6.7 rpg)  
G-12-Fred Peete (6-5, Sr., 11.0 ppg, 4.3 rpg)  
G-22-Jonathan Gibson (6-1, So., 12.9 ppg, 2.4 rpg)

**BEACH HOSTS FIRST PLACE MATADORS**  
**49ers Play At NMSU On Saturday**

**THE RECORDS**

**•49ers 6-18 On Season**

**•Host First Place Northridge On Wednesday**

Long Beach State stands at 6-18 overall and 3-8 in the Big West Conference. The 49ers split their games last week, defeating UC Riverside at home 56-46 and falling at Cal State Bakersfield 77-71. Cal State Northridge visits on Wednesday to the Walter Pyramid and the Matadors are 17-6 overall and 9-2 in the Big West, standing alone in first place. Last week CSUN defeated UC Riverside 73-61. Saturday the 49ers head to Las Cruces, NM to take on New Mexico State in an ESPNU BracketBuster game. The Aggies are 15-12 overall and 9-3 in the WAC. They won at Louisiana Tech last week, 85-63.

**THE COACH**

**•Dan Monson In First Year At Long Beach**

**•Career Record Of 176-141 In 10 Years**

Dan Monson (Idaho '85) is 6-18 (.250) in his first season as the head coach at Long Beach State. Monson has compiled a 176-141 (.556) record his 11th year as a Division I head coach. He was 52-17 (.754) in two years at Gonzaga, leading the Bulldogs to the Elite Eight in 1999. In eight years at Minnesota he compiled a 118-106 (.527) mark with five post-season appearances.

**THE SERIES**

**•LBSU Leads CS Northridge, 25-18**

**•LBSU Trails New Mexico State, 20-17**

The 49ers lead their series with CS Northridge by a 25-18 count. The Matadors defeated the 49ers in Northridge 100-61 on January 26. The 49ers have won two in a row over the Matadors in the Walter Pyramid, including a 79-72 victory last season. The 49ers trail in their series with New Mexico State, 20-17. The last meeting between the two came on March 10, 2000 in the semifinals of the Big West Tournament in Reno, and the Aggies prevailed 89-84 in overtime. The last time LBSU visited Las Cruces was on January 14, 1999, a 60-46 defeat. Long Beach is 3-12 all-time in Las Cruces, having dropped 10 in a row at the Pan American Center. The last 49er win was on February 20, 1988 (62-61).

**49ERS DEFEAT UC RIVERSIDE**

**•Defense Limits UCR To 46 points**

Donovan Morris scored 26 points and Greg Plater 18, but it was the 49er defense which came up big in Wednesday's win over UC Riverside. The 49ers allowed a season-low 46 points to the Highlanders and limited them to a .333 (14-42) field goal percentage. Morris, who was 15-of-16 at the free throw line, hit 11 of 12 in the final 1:35 of the contest to seal the win. Plater hit a career-best six three-pointers, four in the second half. Maurice Clady added seven points and three assists as the 49ers committed just 13 turnovers in the game and were

an impressive 18-20 (.900) at the free throw line.

#### 49ERS FALL AT BAKERSFIELD

##### •Morris Scores 32 Points

The 49ers dropped a tough one on Saturday at CS Bakersfield, 77-71. Donovan Morris tied his career-high with 32 points, and Maurice Clady (17) and Arturas Lazdauskas (12) both registered career-high's in points. The 49ers shot a respectable .481 (26-54) from the field and had just nine turnovers, but couldn't hold a six-point lead (55-49) in the second half and the Roadrunners hit 7-of-8 free throws in the final 0:54 to seal the win.

#### CS NORTHRIDGE FACTS

##### •Matadors In First Place In Big West

CS Northridge is in first place in the Big West at 9-2 and stand at 17-6 overall. Last week CSUN defeated UC Riverside at home 73-61. Guard Josh Jenkins led CSUN with 18 points, seven assists and six steals. Calvin Chitwood and Jonathan Heard both had 12 points and the Matador defense forced 26 turnovers. On the year, guard Deon Tresvant leads the team at 13.2 points per game. He is 67-155 (.432) from three-point range. Heard checks in at 11.6 points and 5.9 rebounds per game and Chitwood averaged 11.2 points and 5.0 rebounds per outing. CSUN is averaging 78.6 points per game and shooting .460 from the field. CSUN is forcing opponents into an average of 20.2 turnovers per game.

#### FIRST MEETING WITH THE MATADORS

##### •Five Players Hit Double Digits

CS Northridge had five players score in double digits, led by 19 points from Deon Tresvant, as they defeated the 49ers 100-61 on January 26 in Northridge. Jayme Miller had 18 points and Calvin Chitwood 14 as CSUN shot .521 (38-73) from the field. The Matadors forced 21 turnovers and were 11-25 from three-point range. Tresvant was 5-8. Donovan Morris led the 49ers with 25 points and Brice Gallow had a career-high 17.

#### NEW MEXICO STATE FACTS

##### •Aggies 15-12 This Year

New Mexico State stands at 15-12 overall and 9-3 in the Western Athletic Conference. The Aggies have won four games in a row and 10 of its last 13. Last week they won at Louisiana Tech, 85-63. In that game center Hatila Passos scored 20 points and Justin Hawkins added 11 as the Aggies shot .587 (37-63) from the field. On the year, Hawkins leads six Aggies in double digits at 17.2 points per game. Jonathan Gibson is next at 12.9 and Passos third at 11.5 points per game. The Aggies are averaging 78.0 points per game and are shooting .479 from the field. Opponents are averaging 72.1 points and are shooting .426.

#### DEFENSIVE PRESSURE

##### •Strong First Halves Lately

In two of its last four games the 49ers have put the clamps on teams defensively, especially in the first half. On February 7 at UC Davis, the 49ers limited the Aggies to just 17 first half points, on 7-21 (.333) shooting. For the game the Aggies scored just 52 points. On February 13 at home against UC Riverside, the 49ers limited the Highlanders to just 16 first half points, a season-low, and a .286 (6-21) field goal percentage. For the game, UCR scored just 46 points, the fewest points the 49ers have allowed this season.

#### ASSISTS TO TURNOVERS

##### •Better Showing In Past Four Games

On the year the 49ers are averaging 13.5 assists and 16.4 turnovers per game (-2.9). But, in its last four games the 49ers are averaging 12.8 assists and 12.5 turnovers per contest (+0.3). Six times this season the 49ers have had more assists than turnovers in a contest and three times they have had the same number of assists and turnovers, including twice in the past four games (15/15 at UC Davis; 13/13 at Pacific). Saturday at CS Bakersfield the 49ers had just nine turnovers, its second-lowest total of the year. On January 19 the 49ers had a season-low eight turnovers at UC Riverside.

### 2007-08 SCHEDULE/RESULTS

Overall: 6-18

Big West: 3-8

#### NOVEMBER

3	#	SAN FRANCISCO ST.(Ex)	W, 72-58
10		BRIGHAM YOUNG	L, 34-74
13		at Montana State	L, 56-74
17		IDAHO STATE	W, 66-61, ot
21		at Pepperdine	L, 81-92, ot
26		at Washington	L, 69-84

#### DECEMBER

1		at Saint Louis	L, 48-52
5		LOYOLA MARYMOUNT	W, 77-52
9		at Hawai'i	L, 57-61
18		SAN FRANCISCO	W, 71-68
28	!	at California	L, 65-102
29	!	vs. Bucknell	L, 57-61

#### JANUARY

3	*	at UC Santa Barbara	L, 64-79
5	*	at Cal Poly	L, 52-64
10	*	PACIFIC	L, 77-83
12	*	UC DAVIS	W, 71-53
19	*	at UC Riverside	L, 66-70
23		CS BAKERSFIELD	L, 77-80, ot
26	*	at CS Northridge	L, 61-100
31	*	CS FULLERTON	L, 75-91

#### FEBRUARY

2	*	UC IRVINE	L, 48-70
7	*	at UC Davis	W, 63-52
9	*	at Pacific	L, 55-70
13	*	UC RIVERSIDE	W, 56-46
16		at CS Bakersfield	L, 71-77
20	*	CS NORTHRIDGE	7:05 PM
23		at New Mexico State	6 pm
28	*	at UC Irvine	7:30 pm

#### MARCH

1	*	at CS Fullerton	6 pm
6	*	CAL POLY	7:05 PM
8	*	UC SANTA BARBARA	4:05 PM

#### 2008 BIG WEST TOURNAMENT

at the Anaheim Convention Center

12		First Round	6/8:30 pm
13		Quarterfinals (KVMD)	6/8:30 pm
14		Semifinals (ESPNU)	5:30/8 pm
15		Championship (ESPN2)	8 pm

# Exhibition Game

! Cal Golden Bear Classic

\* Big West Conference Games

() Televised Game

## IRON MAN

### •Morris Leads Big West In Minutes

Junior Donovan Morris has been an "Iron Man" for the 49ers this season. He leads the team, and the Big West Conference, averaging 37.6 minutes played per game. He played all 45 minutes in the 49ers overtime game at Pepperdine and at Hawai'i, at UCSB, at UC Riverside and at home against CS Fullerton and UC Irvine this past week he played all 40 minutes. All-together, he has been on the court for 903 of the 49ers 975 minutes of action this season (.926).

## FREE THROW SHOOTING

### •Season-Best .917 at Hawai'i

The 49ers are shooting .731 at the free throw line this season, a mark which ranks fourth in the Big West Conference. Long Beach shot a season-best .917 (11-12) at Hawai'i. In the home win over UC Riverside the 49ers were 18-20 (.900) at the charity stripe. The 49ers have shot .800 or better at the line eight times this season. In the 10 home contests this season the 49ers are shooting .770 (141-183) at the line. Individually, Donovan Morris is shooting .842 at the free throw line this season to lead the 49ers.

## DONOVAN MORRIS

### •Four 30-Plus Point Games This Season

Junior guard Donovan Morris continues to put up outstanding offensive numbers for the 49ers this season. He leads the squad in scoring at 21.2 points per game (23.9 ppg in Big West outings), having hit double digits in 23 consecutive contests. Morris also is the 49ers leading rebounder at 5.5 boards per game. In the win against UC Riverside he picked up his second double-double of the year with 26 points and 10 rebounds. He was 15-16 at the free throw line, including 11-of-12 in the final 1:35 of the game. Saturday at CS Bakersfield he tied his career-high with 32 points. It was his fourth game this season he's tallied 30 or more points. On January 10 against Pacific at home he scored 32 points. He then tallied a team-high 20 points in the win over UC Davis (Jan. 12) and was honored by being named the Big West Player of the Week (Jan. 14), his second league honor of the season. He has 15 games with 20 or more points this year, including 10 of the past 11 games. Over his past 11 games he is averaging 26.2 points per game. Morris was named the Big West Player of the Week on December 24 after he recorded a then-career-high 26 points in the 49ers 71-68 win over San Francisco.

## GREG PLATER

### •18 Points In Home Win Over UCR

Freshman Greg Plater broke out of a slump with a big game last Wednesday, scoring 18 points in the win over UC Riverside. Plater was 6-of-10 from three-point range in the contest and added two rebounds and an assist. The six made three's is a career-high for him. In his previous seven games he was just 3-of-19 (.158) from long-range. Saturday at CS Bakersfield he finished with 10 points. Plater also came up big in the win over UC Davis (1/12) scor-

## BIG WEST CONFERENCE STANDINGS

	<b>BWC</b>	<b>OVERALL</b>
CS Northridge	9-2	17-6
CS Fullerton	10-3	17-7
Pacific	8-4	17-8
UC Santa Barbara	8-4	19-6
UC Irvine	6-5	11-13
Cal Poly	4-7	9-14
<b>Long Beach State</b>	<b>3-8</b>	<b>6-18</b>
UC Riverside	2-9	5-17
UC Davis	2-10	8-17

## UPCOMING GAMES

### Feb. 20: CS Northridge at Long Beach

State, Cal Poly at UC Davis, UC Irvine at UC Riverside, UCSB at Pacific

Feb. 22: UCSB at Utah State (ESPNU)

### Feb. 23: Long Beach State at New Mexico

State, Portland State at CS Fullerton, Rider at CS Northridge (ESPNU), Idaho at UC Irvine, San Jose State at Pacific, Hawai'i at UC Riverside, Cal Poly at Fresno State, UC Davis at Loyola-Maryland

### Feb. 28: Long Beach State at UC Irvine,

UC Riverside at Cal Poly, UC Davis at Pacific, CS Northridge at CS Fullerton (KVMD)

### Mar. 1: Long Beach State at CS Fullerton,

CS Northridge at UC Irvine (FSNPT), UC Riverside at UCSB, Pacific at Cal Poly, Sacramento State at UC Davis

Mar. 4: CS Fullerton at CS Bakersfield

## 2007-08 49ER MEN'S BASKETBALL ROSTER

<u>NO</u>	<u>NAME</u>	<u>P</u>	<u>YR</u>	<u>HT</u>	<u>WT</u>	<u>HOMETOWN</u>
1	Brice Gallow	G	Jr.	6-1	182	Redondo Beach, Calif.
2	Lauren Heard	G	Fr.	6-2	171	Long Beach, Calif.
3	Greg Plater	G	Fr.	6-1	165	Salem, Ore.
4	Donovan Morris	G	Jr.	6-3	201	San Bernardino, Calif.
10	Arturas Lazdauskas	F	So.	6-7	215	Kaunas, Lithuania
20	Maurice Clady	G	Fr.	5-8	147	San Diego, Calif.
22	Brandon Johnson	F	Jr.	6-8	220	Vancouver, Wash.
24	Brian Freeman	C	Jr.	6-10	225	Oregon City, Ore.
34	Chris Peys	G	So.	6-5	195	Long Beach, Calif.
44	Cornel Williams	F	Jr.	6-4	207	San Diego, Calif.
50	Andrew Fleming	C	So.	7-0	255	Cypress, Calif.

Head Coach: Dan Monson, 1st year (Idaho, 1985)

## LBSU SUPERLATIVES

### Double-Doubles

Donovan Morris	2
Brian Freeman	1

### Double-Figure Points

Donovan Morris	23
Greg Plater	7
Cornel Williams	6
Brian Freeman	5
Maurice Clady	3
Arturas Lazdauskas	3
Brice Gallow	2
Andrew Fleming	1
Brandon Johnson	1

### Double-Figure Rebounds

Donovan Morris	3
Brian Freeman	1
Arturas Lazdauskas	1
Cornel Williams	1

ing 18 points, grabbing six rebounds and dishing out four assists. Plater was 7-of-10 from the field and hit three of his five three-pointers. Plater is averaging 7.0 points per game this season and is second on the team in three-pointers made with 31 (31-91, .341). Plater tallied 15 points at California and followed that up with 13 points against Bucknell at the Cal Golden Bear Classic in December. Plater has hit double digits seven times this season, with his career-high of 21 points coming on November 21 at Pepperdine. His 31 made three-pointers ranks second on the 49er Freshman Chart. Jibril Hodges knocked down 36 three's as a freshman in 2002-03.

#### ARTURAS LAZDAUSKAS

##### •Career-High 12 Points at CS Bakersfield

Sophomore Arturas Lazdauskas continues to impress lately for the 49ers. He has been in the starting lineup the past six games. Saturday at CS Bakersfield he had a career-high 12 points, adding six rebounds and two assists in 33 minutes. At Pacific (2/9) he had 10 points, hitting five-of-seven shots. Over his last nine games he is averaging 6.6 points and 4.7 rebounds per game, hitting double digits in scoring three times. He earned his first start as a 49er against CS Fullerton (1/31) and finished with eight points, a career-high 10 rebounds and five assists in 34 minutes of action. Lazdauskas scored 10 points at UC Riverside on January 19, adding four rebounds and a steal. Lazdauskas is averaging 3.9 points and 2.8 rebounds per game overall this season and is shooting .574 (31-54) from the field. Of his 54 rebounds this season and 22 are offensive. Lazdauskas scored a total of 15 points in the first 15 games of the year (10 of which he played in). In the past nine games he's totaled 59 points.

#### MAURICE CLADY

##### •Career-High 17 Points vs. CS Bakersfield

Junior Maurice Clady has started at point guard the past five games for the 49ers. Saturday at CS Bakersfield he had a career-high 17 points, adding four rebounds and two assists in 36 minutes of action. Last Wednesday vs. UC Riverside he had seven points, three assists and two rebounds in 33 minutes. On January 31 he came off the bench vs. CS Fullerton and scored a then career-high 13 points, adding five assists in 30 minutes. He was a perfect 3-3 from three-point range in the game. Clady has 22 assists (3.7 apg) in his last six games. On the year he is averaging 4.1 points per game and he's second on the team with 54 assists. He's also shooting an impressive .485 (16-33) from three-point range. In Big West games he averaging 4.3 points and 3.3 assists per game. He had a career-best seven assists in the 49ers win over LMU.

#### BRANDON JOHNSON

##### •14 Points In First Meeting vs. UC Davis

Junior Brandon Johnson was in the starting lineup at UC Davis (2/7) and Pacific (2/9) and responded well. At UC Davis he played 21 minutes and finished with eight points and five rebounds, three on the offensive glass. At Pacific he had five points and two offensive rebounds. Johnson had a strong outing in the win over UC Davis on January 12 as he scored a career-high 14 points off the bench while grabbing five rebounds in 17 minutes. Johnson was 6-of-8 from the field and hit both of his free throw attempts. On the year he is averaging 4.5 points and 1.9 rebounds per game. Of his 44 total rebounds, 20 have been on the offensive glass and he is one of two players on the team with more assists (18) than turnovers (16).

#### CORNEL WILLIAMS

##### •Career-High 17 Points at UCSB

Junior Cornel Williams has put up solid numbers this season for the 49ers. On January 31 vs. CS Fullerton he had eight points, five

#### GAME No. 23--2/13/08 • Walter Pyramid (1,741) Long Beach State 56, UC Riverside 46

UCR	FG	3's	FT	R	F	TP	A	TO	B	S	M
Scott-f	4-6	0-0	1-2	8	2	9	0	2	0	0	22
L. Cunningham-f6-13	3-5	4-4	2	2	19	1	4	0	1	30	
Soto-c	1-4	0-0	3-6	6	4	5	1	1	0	2	33
Barlow-g	0-1	0-0	0-0	3	2	0	1	3	2	0	17
Diggs-g	1-4	1-4	0-0	2	4	3	3	1	0	0	31
Gates	2-7	1-4	2-2	2	1	7	0	0	0	0	21
S. Cunningham	0-6	0-0	3-4	5	1	3	2	3	0	2	32
Creppy	0-1	0-1	0-0	0	0	0	1	1	0	1	14
Team				4							
<b>TOTALS</b>	<b>14-42</b>	<b>5-14</b>	<b>13-18</b>	<b>32</b>	<b>16</b>	<b>46</b>	<b>9</b>	<b>15</b>	<b>2</b>	<b>6</b>	<b>200</b>

LBSU	FG	3's	FT	R	PF	TP	A	TO	B	S	M
Lazdauskas-f	0-1	0-0	0-0	4	4	0	1	2	3	0	21
Peys-f	0-1	0-1	0-0	2	1	0	1	0	0	0	14
Fleming-c	1-1	0-0	0-0	0	1	2	0	0	0	1	16
Morris-g	4-17	3-10	15-16	10	2	26	2	6	0	1	37
Clady-g	2-3	1-1	2-2	2	1	7	3	2	0	1	33
Gallow	0-0	0-0	0-0	0	0	0	1	1	0	1	8
Heard	0-2	0-1	0-0	0	0	0	0	0	0	0	3
Plater	6-11	6-10	0-0	2	0	18	1	0	0	1	26
Johnson	0-0	0-0	0-0	0	0	0	0	0	0	0	3
Freeman	1-2	0-0	1-2	5	3	3	1	1	0	1	15
Williams	0-3	0-2	0-0	4	2	0	2	0	0	0	24
Team				1				1			
<b>TOTALS</b>	<b>14-41</b>	<b>10-25</b>	<b>18-20</b>	<b>30</b>	<b>14</b>	<b>56</b>	<b>12</b>	<b>13</b>	<b>3</b>	<b>6</b>	<b>200</b>

Score by Period:	1	2	Final
UC Riverside	16	30	46
Long Beach State	25	31	56

#### GAME No. 24--2/16/08 • Rabobank Arena (4,790) CS Bakersfield 77, Long Beach State 71

LBSU	FG	3's	FT	R	F	TP	A	TO	B	S	M
Lazdauskas-f	6-10	0-0	0-0	6	4	12	2	2	1	0	33
Peys-f	0-2	0-2	0-0	0	1	0	0	0	0	0	5
Williams-c	0-1	0-0	0-0	1	3	0	0	1	0	0	11
Morris-g	11-18	3-5	7-8	8	1	32	2	2	0	1	39
Clady-g	5-11	2-4	5-6	4	3	17	2	2	0	0	36
Gallow	0-2	0-2	0-0	0	1	0	2	1	0	0	8
Plater	4-8	1-4	1-2	1	0	10	1	0	0	0	31
Johnson	0-0	0-0	0-0	0	2	0	1	1	0	0	21
Freeman	0-1	0-0	0-2	3	1	0	1	0	0	1	14
Fleming	0-1	0-0	0-0	0	1	0	0	0	0	0	2
Team				5							
<b>TOTALS</b>	<b>26-54</b>	<b>6-17</b>	<b>13-18</b>	<b>28</b>	<b>17</b>	<b>71</b>	<b>11</b>	<b>9</b>	<b>1</b>	<b>2</b>	<b>200</b>

CSUB	FG	3's	FT	R	PF	TP	A	TO	B	S	M
Johnson-f	1-3	1-2	0-0	1	2	3	2	1	0	0	11
Blakley-f	4-13	1-2	9-11	5	2	18	0	0	0	0	31
C. Brown-c	2-3	0-0	1-1	1	3	5	0	0	1	0	9
Bragg-g	3-6	1-2	6-6	3	2	13	5	1	1	0	31
Grasmick-g	5-10	4-7	3-3	2	0	17	3	1	0	0	34
Brown	2-2	0-0	1-2	3	1	5	0	0	0	0	14
Johns	6-10	0-2	2-5	7	3	14	0	2	0	1	30
Hall	0-4	0-0	0-0	10	2	0	0	1	1	2	30
Lee	1-1	0-0	0-0	2	0	2	0	2	0	0	10
Team				0							
<b>TOTALS</b>	<b>24-52</b>	<b>7-15</b>	<b>22-28</b>	<b>34</b>	<b>15</b>	<b>77</b>	<b>10</b>	<b>8</b>	<b>3</b>	<b>3</b>	<b>200</b>

Score by Period:	1	2	Final
Long Beach State	34	37	71
CS Bakersfield	35	42	77

rebounds and three assists. Williams had a career-high 17 points at UC Santa Barbara (1/3). He's averaging 7.0 points per game in Big West outings, second on the team, and is shooting .424 (14-33) from three-point range. Overall this season he's averaging 6.3 points and 3.9 rebounds per game. He grabbed a career-high 11 rebounds in the game against Bucknell and against Washington he had 10 points, five rebounds and three assists. He has hit double digits in scoring a total of six times this season.

#### **BRICE GALLOW**

##### **•17 Points at CS Northridge**

Junior Brice Gallow has played well for the 49ers. He had started six games in a row before not starting on February 2 vs. UC Irvine. He sprained his left ankle that previous Thursday vs. CS Fullerton, but did play six minutes against the Anteaters. At CS Northridge (1/26) he had a career-high 17 points, adding five rebounds and two assists. In the home game against CS Bakersfield (1/23) he had 10 points, five rebounds and two assists. Gallow's previous high was an eight-point outing at UCSB on January 3. Gallow is currently averaging 2.7 points per game this year in 19 contests.

#### **BRIAN FREEMAN**

##### **•Five Double Figure Games This Year**

Junior Brian Freeman checks in at 5.7 points and 4.8 rebounds per game while shooting .531 (52-98) from the field. In the home win over UC Riverside he had five rebounds and three points. At UC Davis he had six points, four rebounds and two assists. In the home game against UC Irvine he had eight points and six rebounds in 22 minutes. Freeman has hit double digits in scoring five times this season, including a career-high 17 points and 10 rebounds in the home win over Loyola Marymount. Freeman hit double digits in four consecutive games at the beginning of the season (12 at Pepperdine, 10 at Washington, 11 at St. Louis, 17 vs. LMU), but hasn't hit that mark since December 5. Freeman is third on the team with 51 assists this season and also is the team leader with 20 blocked shots. He had a season-high five blocks at UCSB.

#### **CHRIS PEYS**

##### **•Career-High 24 Minutes At UC Davis**

Sophomore Chris Peys started at UC Davis (2/7) and played a career-high 24 minutes. Peys finished with one point, one rebound and a career-high two steals, but it wasn't his numbers that impressed. He played solid defense throughout, in a game where the 49ers limited the Aggies to just 15 first half points. Wednesday against UC Riverside he was also in the starting lineup and had two rebounds and one assist in 14 minutes.

#### **ANDREW FLEMING**

##### **•Career-High 11 Points & 8 Boards vs. BYU**

Sophomore Andrew Fleming picked up three rebounds in six minutes at Pacific on February 9. He was in the starting lineup on Wednesday when the 49ers hosted UC Riverside and finished with two points in 16 minutes of action. Fleming is averaging 1.7 rebounds and 1.0 points per game this season, having appeared in 21 contests. In the opener, he had career-high's with his 11 points, eight rebounds and 24 minutes played against BYU.

#### **LAUREN HEARD**

##### **•6 Points at CS Northridge**

Freshman Lauren Heard was going to redshirt this season, but decided to forgo his redshirt to help the 49ers out. On January 26 at CS Northridge, in his first game as a 49er, he had six points in 20 minutes of action. Against CS Fullerton (1/31) he played four minutes, but did not score, and vs. UC Irvine he played four minutes. Heard was an All-Moore League selection last season at Jordan High School in Long Beach.

## **ALL-CONFERENCE CANDIDATE**

### **DONOVAN MORRIS**

**(6-3, 201, Junior, Guard,  
San Bernardino, California)**

#### **2007-08 Highlights...**

- Leads 49ers in scoring (21.2 ppg), rebounding (5.5), assists (2.4), steals (23) and free throw percentage (.842)**
- 1st in the league in overall scoring (21.2 ppg) and scoring (23.9 ppg) in Big West Conference games**
- 2-time Big West Player of the Week**
- Career-high 32 points vs. Pacific (1/10) and at CS Bakersfield (2/16)**
- 31 points vs. CS Fullerton (1/31)**
- 30 points at Pacific (2/9)**
- Double digits in 23 straight games**
- 15 games with 20 or more points**
- 8 straight games with 20 or more points**
- 4 games with 30 or more points**
- Double-double (20/10) vs. Idaho State (11/17)**
- Double-double (26/10) vs. UC Riverside (2/13)**
- Ranks in Big West Top 15 in eight different statistical categories**

#### **On 49er Single Season Chart...**

- 2nd in free throw percentage (.842)**
- 6th in scoring average (21.2)**
- 6th in 3-point percentage (.434)**
- 8th in made free throws (133)**
- 14th in made 3-pointers (56)**
- 18th in points (509)**



**#4 DONOVAN MORRIS**  
**Junior • G • 6-3 • 201**  
**San Bernardino, California**  
**Fresno State/Cajon HS**

**2007-08 Notes**

- Career-high 32 points at CS Bakersfield (2/16)
- Career-high 32 points vs. Pacific (1/10) (4-of-6 on three's)
- Scored 31 points vs. CS Fullerton (1/31)
- 30 points at Pacific (2/9)
- 20-plus points in 10 of last 11 games (26.2 ppg)
- 4 games with 30 or more points
- 27 points (23 in 2nd half) vs. CS Bakersfield
- 27 points vs. Bucknell (7-9 on three's)
- Two-time Big West Player of the Week (12/24, 1/14)
- Double digits in scoring in 23 straight games
- Double-double vs. UC Riverside with 26 points, 10 rebs.
- Double-double vs. Idaho State with 20 points, 10 rebounds
- Averaging 21.2 points and 5.5 rebounds per game
- Averaging 23.9 points in Big West games (#1 in league)
- Ranked in six different 49er single season charts
- Ranked in eight different Big West Conference statistics

**CAREER HIGH'S**

**Pts:** 32 vs. Pacific/at CSB  
**Rebs:** 10 vs. BYU/ISU/UCR  
**Asts:** 8 at Cal Poly, 1/5/08  
**Bl:** 2 vs. BYU, 11/10/07  
**St:** 4 at Montana St., 11/13/07  
**Min:** 45 at Pepperdine, 11/21/07

**SEASON HIGH'S**

**Pts:** 32 vs. UOP/at CSB  
**Rebs:** 10 vs. 3 Oppts.  
**Asts:** 8 at Cal Poly  
**Bl:** 2 vs. BYU  
**St:** 4 at Montana State  
**Min:** 45 at Pepperdine

<u>Opponent</u>	<u>M</u>	<u>FG</u>	<u>3-PT</u>	<u>FT</u>	<u>R</u>	<u>A</u>	<u>PTS</u>
Brigham Young•	34	1-15	0-4	0-0	10	1	2
at Montana State•	36	4-8	0-3	6-8	2	2	14
Idaho State•	42	4-10	1-4	11-11	10	2	20
at Pepperdine•	45	3-9	0-2	7-10	9	6	13
at Washington•	36	6-10	0-0	2-2	4	1	14
at Saint Louis	34	5-9	4-5	0-0	5	0	14
LMU•	36	8-9	3-3	3-5	5	3	22
at Hawai'i•	40	8-18	3-7	5-6	6	1	24
San Francisco•	37	9-14	1-2	7-8	7	4	26
at California•	28	4-10	1-4	2-2	3	2	11
vs. Bucknell•	38	8-13	7-9	4-4	7	0	27
*at UCSB•	40	8-15	3-5	0-0	1	2	19
*at Cal Poly•	39	4-9	2-6	5-6	6	8	15
*Pacific•	39	10-15	4-6	8-9	4	1	32
*UC Davis•	37	8-12	2-4	2-4	1	4	20
*at UC Riverside•	40	6-16	1-6	6-9	2	2	19
CS Bakersfield•	39	8-18	2-6	9-12	6	2	27
*at CS Northridge•	35	6-12	2-6	11-13	5	2	25
*CS Fullerton•	40	11-20	5-8	4-4	5	3	31
*UC Irvine•	40	5-13	2-6	8-8	3	2	20
*at UC Davis•	37	10-16	2-6	4-5	9	2	26
*at Pacific•	35	9-23	5-12	7-8	4	3	30
*UC Riverside•	37	4-17	3-10	15-16	10	2	26
at CS Bakersfield•	39	11-18	3-5	7-8	8	2	32
*CS Northridge							
at New Mexico St.							
*at UC Irvine							
*at CS Fullerton							
*Cal Poly							
*UCSB							

**49ER SINGLE SEASON SCORING**

<u>Name (Year)</u>	<u>Points</u>
1. Lucious Harris (1992-93)	739
2. Michael Wiley (1979-80)	697
3. Ed Ratleff (1972-73)	660
4. James Cotton (1996-97)	634
5. Ed Ratleff (1971-72)	621
6. Aaron Nixon (2006-07)	601
7. Ramel Lloyd (2000-01)	600
8. Bill Baron (1956-57)	590
9. Morlon Wiley (1987-88)	578
10. Lucious Harris (1991-92)	564
10. Lucious Harris (1990-91)	564
12. Mate Milisa (1999-2000)	556
13. George Trapp (1970-71)	550
14. Francois Wise (1979-80)	547
15. Ed Ratleff (1970-71)	539
16. John Rambo (1964-65)	529
17. Dick Nelson (1967-68)	512
<b>18. Donovan Morris (2007-08)</b>	<b>509</b>

**SINGLE SEASON SCORING AVERAGE**

<u>Name (Year)</u>	<u>Average</u>
1. James Cotton (1996-97)	23.5 ppg
2. Lucious Harris (1992-93)	23.1 ppg
3. Ed Ratleff (1972-73)	22.8 ppg
4. Bill Baron (1956-57)	22.7 ppg
5. Ed Ratleff (1971-72)	21.4 ppg
<b>6. Donovan Morris (2007-08)</b>	<b>21.2 ppg</b>

**SINGLE SEASON 3-POINT PERCENTAGE**

<u>Name (Year)</u>	<u>Percentage</u>
1. Chris Jenkins (2001-02)	.491 (26-53)
2. Chris Tower (1992-93)	.463 (37-80)
3. Kejuan Johnson (2005-06)	.453 (34-75)
4. Mate Milisa (1999-00)	.447 (34-76)
5. Bobby Sears (1990-91)	.440 (22-50)
<b>6. Donovan Morris (2007-08)</b>	<b>.434 (56-129)</b>
7. Chris Tower (1991-92)	.431 (22-51)

**SINGLE SEASON FREE THROWS MADE**

<u>Name (Year)</u>	<u>FT's</u>
1. James Cotton (1996-97)	179
2. Lucious Harris (1992-93)	164
3. John Rambo (1964-65)	163
4. John Rambo (1963-64)	145
5. Lucious Harris (1990-91)	140
6. James Cotton (1995-96)	136
6. Bill Baron (1956-57)	136
<b>8. Donovan Morris (2007-08)</b>	<b>133</b>

**SINGLE SEASON 3-POINTERS MADE**

<u>Name (Year)</u>	<u>3-Pt FG's</u>
1. Jibril Hodges (2005-06)	87
2. Aaron Nixon (2006-07)	81
3. Tony Darden (2002-03)	79
4. Jibril Hodges (2004-05)	74
11. K. Johnson/Darden/R. Johnson	60
12. Sterling Byrd (2006-07)	57
12. Morlon Wiley (1987-88)	57
<b>14. Donovan Morris (2007-08)</b>	<b>56</b>



**#20 MAURICE CLADY**  
**Junior • G • 5-8 • 147**  
**San Diego, California**  
**Grossmont JC/Crawford HS**

**2007-08 Notes**

- Career-high 17 points at CS Bakersfield (4 rebs, 2 assists)
- Had 13 points vs. CS Fullerton, plus 5 assists
- 22 assists in last six games (3.7 apg)
- 4 points, 5 rebounds, 3 assists in win at UC Davis
- Shooting .485 (16-33) from 3-point range this year
- 8 points and 4 assists vs. Pacific
- 5 points and 6 assists at UCSB
- 6 points and 2 rebounds at California
- 9 points and 3 rebounds at Hawai'i (3-3 from 3-point range)
- Had 10 points, 7 assists and 3 steals vs. LMU
- 6-10 (.600) from 3-point range in last 6 games
- Averaging 4.1 points and 1.9 rebounds per game

**Grossmont College**

- Averaged 15 points and six assists per game in 2006-07
- First team All-Pacific Coast Conference last season



**#50 ANDREW FLEMING**  
**Sophomore • C • 7-0 • 255**  
**Cypress, California**  
**Cypress HS**

**2007-08 Notes**

- 3 rebounds in 6 minutes at Pacific
- Had 3 offensive rebounds in 12 minutes at CS Northridge
- Had 4 rebounds in 4 minutes at Cal Poly
- 6 rebounds at California, second-best total of year
- Career-high 11 points and 8 rebounds against BYU
- Played 24 minutes in a starting role, hitting 5-6 free throws
- Had 2 points and a career-high 2 blocks at Saint Louis
- Played 9 minutes Washington with 2 points and 2 rebounds
- Averaging 1.0 points and 1.7 rebounds per game

**2006-07 Notes**

- Appeared in 12 games, averaging 0.6 points and 0.3 rebounds per game
- Scored two points against Pacific, UCSB and Manhattan
- Redshirted in 2005-06
- Prepped at Cypress High School, as he averaged eight points and 10 rebounds per game as a senior

**CAREER HIGH'S**

**Pts:** 17 at CS Bakersfield, 2/16/08  
**Rebs:** 5 vs. USF; at UC Davis  
**Asts:** 7 vs. LMU, 12/5/07  
**Bl:** 1 vs. LMU, 12/5/07  
**St:** 3 vs. LMU, 12/5/07  
**Min:** 38 vs. USF, 12/18/07

**SEASON HIGH'S**

**Pts:** 17 at CS Bakersfield  
**Rebs:** 5 vs. USF/at UCD  
**Asts:** 7 vs. LMU  
**Bl:** 1 vs. LMU  
**St:** 3 vs. LMU  
**Min:** 38 vs. USF

**CAREER HIGH'S**

**Pts:** 11 vs. BYU, 11/10/07  
**Rebs:** 8 vs. BYU, 11/10/07  
**Asts:** 2 at Montana St., 11/13/07  
**Bl:** 2 at Saint Louis, 12/1/07  
**St:** 2 vs. USF, 12/18/07  
**Min:** 24 vs. BYU, 11/10/07

**SEASON HIGH'S**

**Pts:** 11 vs. BYU  
**Rebs:** 8 vs. BYU  
**Asts:** 2 at Montana St.  
**Bl:** 2 at Saint Louis  
**St:** 2 vs. USF  
**Min:** 24 vs. BYU

Opponent	M	FG	3-PT	FT	R	A	PTS
Brigham Young	10	0-2	0-0	0-0	1	1	0
at Montana State	5	0-2	0-0	0-1	1	0	0
Idaho State	7	1-1	1-1	2-2	2	0	5
at Pepperdine	5	1-3	1-2	0-0	0	0	3
at Washington	6	0-0	0-0	0-0	0	1	0
at Saint Louis•	24	0-2	0-0	0-0	1	1	0
LMU	27	4-9	2-5	0-1	3	7	10
at Hawai'i•	32	3-6	3-3	0-0	3	2	6
San Francisco•	38	1-1	0-0	0-0	5	4	2
at California•	29	2-7	2-4	0-0	2	1	6
vs. Bucknell•	34	0-3	0-1	0-0	1	2	0
*at UCSB•	34	2-5	1-2	0-0	2	6	5
*at Cal Poly•	18	1-2	0-1	2-2	3	2	4
*Pacific	28	2-6	0-3	4-4	0	4	8
*UC Davis	20	0-2	0-1	2-2	1	1	2
*at UC Riverside	DNP						
CS Bakersfield	12	0-0	0-0	0-0	0	0	0
*at CS Northridge	11	0-0	0-0	0-0	0	0	0
*CS Fullerton	30	4-5	3-3	2-5	2	5	13
*UC Irvine•	35	0-1	0-0	0-0	2	5	0
*at UC Davis•	28	1-3	0-0	2-2	5	3	4
*at Pacific•	20	0-2	0-2	0-0	3	4	0
*UC Riverside•	33	2-3	1-1	2-2	2	3	7
at CS Bakersfield•	36	5-11	2-4	5-6	4	2	17
*CS Northridge							
at New Mexico St.							
*at UC Irvine							
*at CS Fullerton							
*Cal Poly							
*UCSB							

Opponent	M	FG	3-PT	FT	R	B	PTS
Brigham Young•	24	3-6	0-0	5-6	8	0	11
at Montana State•	11	1-1	0-0	0-0	0	0	2
Idaho State	8	0-0	0-0	0-0	3	0	0
at Pepperdine	3	0-2	0-0	0-0	0	0	0
at Washington	9	1-3	0-0	0-0	2	0	2
at Saint Louis•	15	1-1	0-0	0-0	0	2	2
LMU	10	0-0	0-0	0-0	2	0	0
at Hawai'i	2	0-0	0-0	0-0	1	0	0
San Francisco	7	0-0	0-0	0-0	2	0	0
at California	18	0-2	0-0	1-2	6	1	1
vs. Bucknell	3	0-1	0-0	0-0	0	0	0
*at UCSB	1	0-0	0-0	0-0	0	0	0
*at Cal Poly	4	0-0	0-0	0-0	4	0	0
*Pacific	6	0-1	0-0	0-0	1	0	0
*UC Davis	4	0-0	0-0	0-0	1	0	0
*at UC Riverside	DNP						
CS Bakersfield	DNP						
*at CS Northridge	12	0-5	0-0	0-0	3	0	0
*CS Fullerton	2	0-0	0-0	0-0	0	0	0
*UC Irvine	2	0-0	0-0	0-0	0	0	0
*at UC Davis	DNP						
*at Pacific	6	0-0	0-0	0-0	3	0	0
*UC Riverside•	16	1-1	0-0	0-0	0	0	2
at CS Bakersfield	2	0-1	0-0	0-0	0	0	0
*CS Northridge							
at New Mexico St.							
*at UC Irvine							
*at CS Fullerton							
*Cal Poly							
*UCSB							




**#24 BRIAN FREEMAN**  
**Junior • C • 6-10 • 225**  
**Albany, Oregon**  
**Clackamas CC/W. Albany HS**

**2007-08 Notes**

- Averaging 5.7 points and 4.8 rebounds per game while shooting .531 from the field
- 6 points, 4 rebounds and 2 assists in win at UC Davis
- 8 points and 6 rebounds vs. UC Irvine
- 7 points, 4 rebounds, 3 assists at UC Riverside
- Career-high 5 blocks at UCSB
- Had 9 points, 5 rebounds and 4 assists at Hawai'i
- First double-double with 17 points and 10 rebounds in win over LMU
- 10 points, 9 rebounds and 5 assists at Washington
- Had 12 points at Pepperdine, adding 7 rebounds
- Has scored just 56 points in the last 16 games (3.5 ppg)

**Clackamas CC**

- Averaged 18.1 points and 14.4 rebounds per game last season at Clackamas CC (team went 29-4)
- Named MVP of the NWAACC Tournament



**#1 BRICE GALLOW**  
**Junior • G • 6-1 • 182**  
**Redondo Beach, California**  
**Antelope Valley/Redondo Union HS**

**2007-08 Notes**

- Career-high 17 points at CS Northridge, adding 5 rebounds
- Had 10 points vs. CS Bakersfield, adding 5 rebounds and 2 assists in 30 minutes
- Career-high 3 assists in win at UC Davis
- First career start vs. Pacific (1/10), finishing with 4 points and one assist in 13 minutes
- Started 6 straight games until ankle injury vs. CS Fullerton
- Had 6 rebounds, 3 steals and 2 assists vs. UC Davis
- Had 8 points at UCSB
- Averaging 2.7 points per game overall, 3.6 in Big West games

**Antelope Valley College**

- Averaged 8.4 points, 2.2 assists and 3.1 rebounds per game
- Antelope Valley (31-7) advanced to the State JC title game
- Scored in double figures 13 times on the season
- Played in three games (7 minutes) at Long Beach State in 2005-06 as a walk-on

**CAREER HIGH'S**

**Pts:** 17 vs. LMU, 12/5/07  
**Rebs:** 10 vs. LMU, 12/5/07  
**Asts:** 5 at Wash./vs. USF  
**Bl:** 5 at UCSB, 1/3/08  
**St:** 2 at Hawai'i/vs. USF  
**Min:** 38 at Hawai'i, 12/9/07

**SEASON HIGH'S**

**Pts:** 17 vs. LMU  
**Rebs:** 10 vs. LMU  
**Asts:** 5 at Wash./USF  
**Bl:** 5 at UCSB  
**St:** 2 at Hawai'i/USF  
**Min:** 38 at Hawai'i

**CAREER HIGH'S**

**Pts:** 17 at CS Northridge, 1/26/08  
**Rebs:** 6 vs. UC Davis, 1/12/08  
**Asts:** 3 at UC Davis, 2/7/08  
**Bl:** 0  
**St:** 3 vs. UC Davis, 1/12/08  
**Min:** 30 vs. Bakersfield, 1/23/08

**SEASON HIGH'S**

**Pts:** 17 at CS Northridge  
**Rebs:** 6 vs. UC Davis  
**Asts:** 3 at UC Davis  
**Bl:** 0  
**St:** 3 vs. UC Davis  
**Min:** 30 vs. Bakersfield

Opponent	M	FG	3-PT	FT	R	A	PTS
Brigham Young	16	1-3	0-0	0-0	4	0	2
at Montana State	29	4-7	0-2	2-2	7	3	10
Idaho State•	33	3-4	0-0	3-4	5	3	9
at Pepperdine•	33	5-7	0-0	2-3	7	1	12
at Washington•	31	4-8	1-1	1-1	9	5	10
at Saint Louis	25	3-4	2-2	3-4	7	2	11
LMU•	30	6-7	0-0	5-6	10	2	17
at Hawai'i•	38	3-3	1-1	2-2	5	4	9
San Francisco•	33	3-7	0-0	0-0	1	5	6
at California•	22	2-4	1-1	0-0	2	2	5
vs. Bucknell•	26	0-3	0-1	0-0	3	3	0
*at UCSB•	34	2-5	0-2	0-1	8	2	4
*at Cal Poly•	11	0-3	0-1	0-0	2	2	0
*Pacific•	33	1-4	1-1	0-2	6	2	3
*UC Davis	6	1-2	0-1	1-2	1	0	3
*at UC Riverside	22	2-2	0-0	3-3	4	3	7
CS Bakersfield•	30	3-4	0-0	1-2	4	3	7
*at CS Northridge•	23	0-3	0-0	0-0	5	2	0
*CS Fullerton•	13	1-2	0-0	0-0	2	1	2
*UC Irvine•	22	4-7	0-2	0-0	6	0	8
*at UC Davis	7	2-4	0-0	2-3	4	2	6
*at Pacific•	29	1-2	0-1	0-0	5	2	2
*UC Riverside	15	1-2	0-0	1-2	5	1	3
at CS Bakersfield	14	0-1	0-0	0-2	3	1	0
*CS Northridge							
at New Mexico St.							
*at UC Irvine							
*at CS Fullerton							
*Cal Poly							
*UCSB							

Opponent	M	FG	3-PT	FT	R	A	PTS
Brigham Young	3	0-1	0-0	0-0	0	0	0
at Montana State	1	0-0	0-0	0-0	0	0	0
Idaho State	DNP						
at Pepperdine	DNP						
at Washington	DNP						
at Saint Louis	DNP						
LMU	1	0-0	0-0	0-0	0	0	0
at Hawai'i	DNP						
San Francisco	2	0-0	0-0	0-0	1	0	0
at California	10	1-3	0-2	0-0	1	1	2
vs. Bucknell	3	0-0	0-0	0-0	0	0	0
*at UCSB	16	2-3	1-2	3-4	1	1	8
*at Cal Poly	25	2-4	0-2	0-0	1	1	4
*Pacific•	13	1-2	0-1	2-2	0	1	4
*UC Davis•	27	0-2	0-0	0-0	6	2	0
*at UC Riverside•	22	0-2	0-1	0-0	1	1	0
CS Bakersfield•	30	4-4	2-2	0-0	5	2	10
*at CS Northridge•	29	6-10	1-2	4-6	5	0	17
*CS Fullerton•	10	1-4	0-1	0-0	2	0	2
*UC Irvine	6	0-0	0-0	0-0	0	0	0
*at UC Davis	15	0-2	0-1	2-2	2	3	2
*at Pacific	20	1-2	1-1	0-0	2	0	3
*UC Riverside	8	0-0	0-0	0-0	0	1	0
at CS Bakersfield	8	0-2	0-2	0-0	0	2	0
*CS Northridge							
at New Mexico St.							
*at UC Irvine							
*at CS Fullerton							
*Cal Poly							
*UCSB							




**#2 LAUREN HEARD**  
**Freshman • G • 6-1 • 171**  
**Long Beach, California**  
**Jordan HS**

**2007-08 Notes**

- Played his first game as a 49er at CS Northridge, finishing with 6 points in 20 minutes of action
- Played 4 minutes vs. CS Fullerton, but did not score
- Was going to redshirt, but pulled it after season-ending suspensions to Artis Gant and Darnell Porter

**Jordan HS**

- All-Moore League as a senior after averaging 11.5 points, 4.4 rebounds and 3.1 assists per game
- Led team to a 20-10 mark as a senior, after winning the Moore League title as a junior (26-6)
- Named the Panthers "Best Offensive Player"
- Scored in double figures 18 times his senior season, including a career-high 26 points vs. Centennial in the first round of the 2007 CIF playoffs.



**#22 BRANDON JOHNSON**  
**Junior • F • 6-8 • 220**  
**Vancouver, Washington**  
**Lamar CC/Mountain View HS**

**2007-08 Notes**

- Career-high 14 points vs. UC Davis (6-8 fg's)
- 8 points and 5 rebounds in win at UC Davis
- 7 points and 3 rebounds vs. UCI
- Has hit .591 (13-22) of his field goal attempts in last 5 games
- At Saint Louis finished with 9 points, 7 rebounds and 3 assists in 22 minutes
- Had 7 points and 3 rebounds in win over LMU
- Had 6 points and 3 steals at Pepperdine
- 9 points and 2 assists at Montana State
- Averaging 4.5 points and 1.9 rebounds per game

**2006-07 Notes**

- Averaged 16.9 points and 5.0 rebounds at Lamar CC
- Shot .405 (51-126) from three-point range
- Selected first team All-Region IX and was team captain
- Redshirted at Boise State in 2004-05

**CAREER HIGH'S**

**Pts:** 6 at CS Northridge, 1/26/08  
**Rebs:** 0  
**Asts:** 1 at CS Northridge, 1/26/08  
**Bl:** 0  
**St:** 1 at CS Northridge, 1/26/08  
**Min:** 20 at CS Northridge, 1/26/08

**SEASON HIGH'S**

**Pts:** 6 at CS Northridge  
**Rebs:** 0  
**Asts:** 1 at CS Northridge  
**Bl:** 0  
**St:** 1 at CS Northridge  
**Min:** 20 at Northridge

**CAREER HIGH'S**

**Pts:** 14 vs. UC Davis, 1/12/08  
**Rebs:** 7 at St. Louis, 12/1/07  
**Asts:** 3 at SLU; vs. CSUF  
**Bl:** 0  
**St:** 3 at Pepperdine, 11/21/07  
**Min:** 29 at Mont. St., 11/13/07

**SEASON HIGH'S**

**Pts:** 14 vs. UC Davis  
**Rebs:** 7 at Saint Louis  
**Asts:** 3 at SLU/vs. CSUF  
**Bl:** 0  
**St:** 3 at Pepperdine  
**Min:** 29 at Montana St.

Opponent	M	FG	3-PT	FT	R	A	PTS
Brigham Young	DNP						
at Montana State	DNP						
Idaho State	DNP						
at Pepperdine	DNP						
at Washington	DNP						
at Saint Louis	DNP						
LMU	DNP						
at Hawai'i	DNP						
San Francisco	DNP						
at California	DNP						
vs. Bucknell	DNP						
*at UCSB	DNP						
*at Cal Poly	DNP						
*Pacific	DNP						
*UC Davis	DNP						
*at UC Riverside	DNP						
CS Bakersfield	DNP						
*at CS Northridge	20	2-6	1-2	1-2	0	1	6
*CS Fullerton	4	0-1	0-1	0-0	0	0	0
*UC Irvine	4	0-2	0-1	0-0	0	0	0
*at UC Davis	DNP						
*at Pacific	1	0-0	0-0	0-0	0	0	0
*UC Riverside	3	0-2	0-1	0-0	0	0	0
at CS Bakersfield	DNP						
*CS Northridge							
at Bracket Buster							
*at UC Irvine							
*at CS Fullerton							
*Cal Poly							
*UCSB							

Opponent	M	FG	3-PT	FT	R	A	PTS
Brigham Young	20	2-10	0-3	0-0	4	0	4
at Montana State	29	4-7	1-3	0-2	2	2	9
Idaho State	21	2-9	1-2	1-1	3	1	6
at Pepperdine	25	3-5	0-0	0-0	0	1	6
at Washington	12	2-3	0-0	0-1	2	1	4
at Saint Louis	22	4-7	1-3	0-0	7	3	9
LMU	18	3-7	1-4	0-0	3	0	7
at Hawai'i	11	0-2	0-0	0-0	0	0	0
San Francisco	DNP						
at California	2	0-1	0-0	0-0	0	0	0
vs. Bucknell	9	0-1	0-0	1-2	0	1	1
*at UCSB	12	1-2	0-1	0-0	0	0	2
*at Cal Poly	20	2-3	0-0	0-0	1	1	4
*Pacific	11	1-3	0-0	0-0	1	1	2
*UC Davis	17	6-8	0-1	2-2	5	1	14
*at UC Riverside	7	1-1	0-0	0-0	0	0	2
CS Bakersfield	14	1-3	1-1	0-0	3	1	3
*at CS Northridge	14	2-5	1-3	2-2	1	0	7
*CS Fullerton	19	2-3	0-0	0-0	2	3	4
*UC Irvine	20	3-5	1-2	00	3	0	7
*at UC Davis	21	4-6	0-0	0-0	5	0	8
*at Pacific	14	2-3	1-2	0-0	2	1	5
*UC Riverside	3	0-0	0-0	0-0	0	0	0
at CS Bakersfield	21	0-0	0-0	0-0	0	1	0
*CS Northridge							
at New Mexico St.							
*at UC Irvine							
*at CS Fullerton							
*Cal Poly							
*UCSB							



**#10 ARTURAS LAZDAUSKAS**  
**Sophomore • F • 6-7 • 215**  
**Kaunas, Lithuania**  
**Hollywood HS**

**2007-08 Notes**

- Career-high 12 points at CS Bakersfield (6 rebs, 2 assists)
- Had 10 points at Pacific, adding 3 rebounds
- 4 rebounds and a career-high 3 blocks vs. UC Riverside
- 6.6 points and 4.7 rebounds per game in last 9 games
- Great game vs. CS Fullerton with 8 points, 10 rebounds, 5 assists and 2 blocks (career-high for rebounds and assists)
- Had 10 points (5-7 fg's) at UC Riverside
- Had 8 points and 8 rebounds and 20 minutes vs. Bakersfield
- Averaging 3.9 points and 2.8 rebounds per game
- Shooting .574 (31-54) from the field this season
- Of his 54 total rebounds, 22 are on the offensive glass
- Second on team with 11 blocked shots

**2006-07 Notes**

- Appeared in 13 games on the season, averaging 1.0 points and 0.9 rebounds per game (4 points vs. UOP and CSUF)



**#34 CHRIS PEYS**  
**Sophomore • G • 6-5 • 195**  
**Long Beach, California**  
**Long Beach Poly HS**

**2007-08 Notes**

- Career-high 24 minutes at UC Davis (1 point, 2 steals)
- Has started in 3 of the past 4 games
- Hit first 3-pointer of year at California
- Season-high tying 3 points vs. UC Irvine
- Had 2 points and a block in the win over LMU
- Played one minute at Washington, scoring 2 points
- Started against Idaho State, recording 2 points and one assist in 14 minutes
- Averaging 0.8 points and 0.4 rebounds per game

**2006-07 Notes**

- Played in 15 games, averaging 1.0 points and 0.6 rebounds per game (3-9 from 3-point range)
- Missed final seven games of season due to illness
- Season-best six points in the home win over UCSB, hitting two three's and adding an assist
- Three points in home win over Pacific

**CAREER HIGH'S**

**Pts:** 12 at CS Bakersfield, 2/16/08  
**Rebs:** 10 vs. CS Fullerton, 1/31/08  
**Asts:** 5 vs. CS Fullerton, 1/31/08  
**Bl:** 3 vs. UC Riverside, 2/13/08  
**St:** 1 vs. 5 Opponents  
**Min:** 34 vs. CS Fullerton, 1/31/08

**SEASON HIGH'S**

**Pts:** 12 at CS Bakersfield  
**Rebs:** 10 vs. CS Fullerton  
**Asts:** 5 vs. CS Fullerton  
**Bl:** 3 vs. UC Riverside  
**St:** 1 vs. 5 Opponents  
**Min:** 34 vs. CS Fullerton

**CAREER HIGH'S**


**Pts:** 6 vs. UCSB, 1/4/07  
**Rebs:** 3 vs. Sac. State, 12/9/06  
**Asts:** 1 vs. 7 Opponents  
**Bl:** 1 vs. LMU, 12/5/07  
**St:** 2 at UC Davis, 2/7/08  
**Min:** 24 at UC Davis, 2/7/08

**SEASON HIGH'S**

**Pts:** 3 at Cal/UC Irvine  
**Rebs:** 2 vs. UC Riverside  
**Asts:** 1 vs. 5 Opponents  
**Bl:** 1 vs. LMU  
**St:** 2 at UC Davis  
**Min:** 24 at UC Davis

Opponent	M	FG	3-PT	FT	R	A	PTS
Brigham Young	10	0-1	0-0	1-2	1	1	1
at Montana State	2	0-0	0-0	0-0	1	0	0
Idaho State	DNP						
at Pepperdine	DNP						
at Washington	3	0-0	0-0	0-0	0	0	0
at Saint Louis	DNP						
LMU	3	1-1	0-0	0-0	1	0	2
at Hawai'i	DNP						
San Francisco	10	1-1	0-0	1-2	2	0	3
at California	15	2-3	0-0	0-0	0	1	4
vs. Bucknell	8	1-2	0-0	1-1	4	0	3
*at UCSB	6	1-1	0-0	0-0	0	0	2
*at Cal Poly	8	0-1	0-0	0-0	3	0	0
*Pacific	DNP						
*UC Davis	8	0-0	0-0	0-0	0	0	0
*at UC Riverside	19	5-7	0-0	0-0	4	0	10
CS Bakersfield	20	3-5	0-0	2-2	8	1	8
*at CS Northridge	17	1-2	0-0	0-0	1	1	2
*CS Fullerton•	34	3-4	0-0	2-2	10	5	8
*UC Irvine•	24	1-5	0-1	2-4	3	1	4
*at UC Davis•	28	1-3	0-0	3-4	3	2	5
*at Pacific•	25	5-7	0-0	0-1	3	1	10
*UC Riverside•	21	0-1	0-0	0-0	4	1	0
at CS Bakersfield•	33	6-10	0-0	0-0	6	2	12
*CS Northridge							
at New Mexico St.							
*at UC Irvine							
*at CS Fullerton							
*Cal Poly							
*UCSB							

Opponent	M	FG	3-PT	FT	R	A	PTS
Brigham Young	10	0-4	0-3	0-0	0	0	0
at Montana State	11	0-1	0-1	0-0	0	0	0
Idaho State•	14	1-6	0-3	0-0	1	1	2
at Pepperdine	1	0-1	0-1	0-0	0	0	0
at Washington	1	1-1	0-0	0-0	0	0	2
at Saint Louis•	4	0-1	0-1	0	1	0	0
LMU	3	1-2	0-0	0-0	0	0	2
at Hawai'i	DNP						
San Francisco	DNP						
at California	7	1-3	1-2	0-0	1	1	3
vs. Bucknell	DNP						
*at UCSB	1	0-0	0-0	0-0	0	0	0
*at Cal Poly	1	0-0	0-0	0-0	0	0	0
*Pacific	1	0-0	0-0	0-0	0	0	0
*UC Davis	10	0-1	0-1	1-2	0	1	1
*at UC Riverside	1	0-0	0-0	0-0	0	0	0
CS Bakersfield	DNP						
*at CS Northridge	12	0-0	0-0	1-2	0	0	1
*CS Fullerton	DNP						
*UC Irvine	7	1-3	0-2	1-3	0	0	3
*at UC Davis•	24	0-3	0-3	1-2	1	1	1
*at Pacific	14	0-2	0-1	1-2	1	0	1
*UC Riverside•	14	0-1	0-1	0-0	2	1	0
at CS Bakersfield•	5	0-2	0-2	0-0	0	0	0
*CS Northridge							
at New Mexico St.							
*at UC Irvine							
*at CS Fullerton							
*Cal Poly							
*UCSB							



**#3 GREG PLATER**  
**Freshman • G • 6-1 • 165**  
**Salem, Oregon**  
**McKay HS**

**2007-08 Notes**

- 18 points in win over UC Riverside (career-high 6 three's)
- 18 points, 6 rebounds (career-high) and 4 assists vs. Davis
- 10 points on Saturday at CS Bakersfield
- Had 6 points, 5 assists and 4 rebounds vs. CS Bakersfield
- Had 12 points off bench at Cal Poly
- Team-high 15 points vs. Cal (3-7 on three's)
- Tallied 13 points and 3 assists vs. Bucknell
- Career-high 21 points and 6 assists at Pepperdine (11/21)
- Was 4-7 from three-point range and added 3 steals
- Averaging 7.0 points per game
- Second on squad with 31 made three-pointers

**McKay HS**

- A first team All-Class 6A selection at McKay HS, averaging 22.4 points, 4.5 rebounds, 3.5 assists and 2.7 steals per game
- Ranked as the No. 1 point guard in Oregon by northwest-hoops.com and was the 2007 Central Valley Player of the Year

**CAREER HIGH'S**

**Pts:** 21 at Pepperdine, 11/21/07  
**Rebs:** 6 vs. UC Davis, 1/12/08  
**Asts:** 6 at Pepperdine, 11/21/07  
**Bl:** 1 vs. UC Davis, 1/12/08  
**St:** 3 at Pepperdine, 11/21/07  
**Min:** 33 at Pepp./UC Davis

**SEASON HIGH'S**

**Pts:** 21 at Pepperdine  
**Rebs:** 6 vs. UC Davis  
**Asts:** 6 at Pepperdine  
**Bl:** 1 vs. UC Davis  
**St:** 3 at Pepperdine  
**Min:** 33 at Pepp/UCD

Opponent	M	FG	3-PT	FT	R	A	PTS
Brigham Young•	26	1-6	1-4	0-0	0	0	3
at Montana State•	17	3-5	2-4	0-0	1	0	8
Idaho State•	17	1-5	1-4	0-0	1	0	3
at Pepperdine	33	8-14	4-7	1-4	3	6	21
at Washington•	16	0-5	0-3	0-0	1	1	0
at Saint Louis•	18	0-3	0-2	0-0	2	0	0
LMU•	23	2-8	1-3	2-2	4	3	7
at Hawai'i•	22	0-2	0-1	0-0	1	1	0
San Francisco	12	3-5	2-4	0-0	0	0	8
at California	18	4-8	3-7	4-4	1	1	15
vs. Bucknell	24	4-11	2-6	3-4	1	3	13
*at UCSB	7	0-1	0-1	0-0	0	0	0
*at Cal Poly	20	3-7	2-6	4-5	0	0	12
*Pacific	7	0-1	0-1	2-2	3	0	2
*UC Davis•	33	7-10	3-5	1-1	6	4	18
*at UC Riverside•	23	1-6	0-2	2-2	1	2	4
CS Bakersfield•	31	1-7	1-5	3-6	4	5	6
*at CS Northridge•	13	0-3	0-1	1-2	2	5	1
*CS Fullerton	20	3-8	1-3	0-1	2	1	7
*UC Irvine	24	1-5	0-3	4-4	2	2	6
*at UC Davis	15	2-6	1-2	0-1	0	0	5
*at Pacific	12	0-3	0-3	0-0	3	0	0
*UC Riverside	26	6-11	6-10	0-0	2	1	18
at CS Bakersfield	31	4-8	1-4	1-2	1	1	10
*CS Northridge							
at New Mexico St.							
*at UC Irvine							
*at CS Fullerton							
*Cal Poly							
*UCSB							



**#44 CORNEL WILLIAMS**  
**Junior • F • 6-4 • 207**  
**San Diego, California**  
**San Diego CC/John Muir Ch.**

**2007-08 Notes**

- 12 points at UC Riverside
- Averaging 7.0 points per game in Big West outings
- 13 points and 5 rebounds in win over UC Davis
- 11 points and 3 rebounds against Pacific
- Career-high 17 points at UCSB, adding 5 rebounds
- Career-high 11 rebounds vs. Bucknell
- Had 10 points and 3 assists at Washington
- Averaging 6.3 points and 3.9 rebounds per game overall
- Shooting .478 (11-23) from 3-point range in league games

**San Diego CC**

- Lettered two years at San Diego City College averaging 16 points and nine rebounds per game
- Named first team All-Pacific Coast Conference
- Ranked fourth in league games at 16.3 points per game
- Was home schooled through John Muir Charter

**CAREER HIGH'S**

**Pts:** 17 at UCSB, 1/5/08  
**Rebs:** 11 vs. Bucknell, 12/29/07  
**Asts:** 3 vs. 4 Opponents  
**Bl:** 1 vs. 2 Opponents  
**Stl:** 2 vs. 3 Opponents  
**Min:** 32 vs. Bucknell, 12/29/07

**SEASON HIGH'S**

**Pts:** 17 at UCSB  
**Rebs:** 11 vs. Bucknell  
**Asts:** 3 vs. 4 Opponents  
**Bl:** 1 vs. LMU/at UH  
**St:** 2 vs. 3 Opponents  
**Min:** 32 vs. Bucknell

Opponent	M	FG	3-PT	FT	R	A	PTS
Brigham Young	DNP						
at Montana State	11	2-6	0-1	0-0	1	0	4
Idaho State	28	2-4	1-2	2-4	7	0	7
at Pepperdine•	26	1-4	1-2	0-0	4	1	3
at Washington•	25	4-9	1-3	1-1	5	3	10
at Saint Louis	18	0-2	0-1	0-0	2	1	0
LMU	19	2-5	1-2	0-1	3	0	5
at Hawai'i•	29	3-8	1-2	2-2	5	0	9
San Francisco•	30	3-8	1-3	1-1	6	0	8
at California•	23	4-10	0-3	0-0	5	0	8
vs. Bucknell•	32	2-9	0-1	0-0	11	3	4
*at UCSB•	26	6-10	3-4	2-4	5	1	17
*at Cal Poly•	28	1-2	0-1	2-6	6	0	4
*Pacific•	29	4-7	3-6	0-0	3	0	11
*UC Davis•	22	5-6	3-4	0-0	5	0	13
*at UC Riverside•	28	4-6	2-4	2-2	3	0	12
CS Bakersfield•	26	4-8	2-4	0-0	3	3	10
*at CS Northridge•	14	1-3	0-1	0-0	1	0	2
*CS Fullerton•	28	2-11	1-5	3-4	5	3	8
*UC Irvine•	16	0-2	0-1	0-0	0	0	0
*at UC Davis	25	2-4	1-2	1-4	3	2	6
*at Pacific	24	1-3	1-3	1-3	2	2	4
*UC Riverside	24	0-3	0-2	0-0	4	2	0
at CS Bakersfield•	11	0-1	0-0	0-0	1	0	0
*CS Northridge							
at New Mexico St.							
*at UC Irvine							
*at CS Fullerton							
*Cal Poly							
*UCSB							

## INDIVIDUAL SUPERLATIVES

### Points

32, Donovan Morris at CS Bakersfield, 2/16/08  
32, Donovan Morris vs. Pacific, 1/10/08

### Field Goals Made

11, Donovan Morris at CS Bakersfield, 2/16/08  
11, Donovan Morris vs. CS Fullerton 1/31/08

### Field Goals Attempted

23, Donovan Morris at Pacific, 2/9/08

### Field Goal Percentage (Min. 5 Made)

.889 (8-9), Donovan Morris vs. LMU, 12/5/07

### 3-Pt. Field Goals Made

7, Donovan Morris vs. Bucknell, 12/29/07

### 3-Pt. Field Goals Attempted

12, Donovan Morris at Pacific, 2/9/07

### 3-Pt. Field Goal Percentage (Min. 3 Made)

1.000 (3-3), Donovan Morris vs. LMU, 12/5/07

### Free Throws Made

15, Donovan Morris (15-16) vs. UC Riverside, 2/13/08

### Free Throws Attempted

16, Donovan Morris (15-16) vs. UC Riverside, 2/13/08

### Free Throw Percentage (Min. 4 Made)

1.000 (11-11), Donovan Morris vs. Idaho State, 11/17/07

### Rebounds

11, Cornel Williams vs. Bucknell, 12/29/07

### Assists

8, Donovan Morris at Cal Poly, 1/5/08

### Steals

4, Donovan Morris at Montana State, 11/13/07  
4, Darnell Porter vs. Idaho State, 11/17/07

### Blocks

5, Brian Freeman at UCSB, 1/3/08

### Largest Margin of Victory:

25 points (77-52) vs. LMU, 12/5/07

### Largest Margin of Defeat:

40 points (74-34) to BYU, 11/10/07

## TEAM HIGH'S

### Points

81 at Pepperdine, 11/21/07

### Field Goals Made

30 at Pepperdine, 11/21/07

### Field Goals Attempted

68 vs. BYU, 11/10/07

### Field Goal Percentage

.556 (25-45) vs. San Francisco, 12/18/07

### 3-Pt. Field Goals Made

10 vs. UC Riverside, 2/13/08  
10 vs. CS Fullerton, 1/31/08  
10 at California, 12/28/07

### 3-Pt. Field Goals Attempted

30 at California, 12/28/07

### 3-Pt. Field Goal Percentage

.545 (6-11) at Washington, 11/26/07

### Free Throws Made

24 vs. Idaho State, 11/17/07

### Free Throws Attempted

30 at UC Riverside, 1/19/08

### Free Throw Percentage

.917 (11-12) at Hawai'i, 12/9/07

### Rebounds

41 at Pepperdine, 11/21/07

### Assists

21 vs. CS Fullerton, 1/31/08

### Steals

14 at Pepperdine, 11/21/07

### Blocks

7 at UC Santa Barbara, 1/3/08

### Turnovers

Fewest: 8 at UC Riverside, 1/19/08  
Most: 24 at Hawai'i, 12/9/07

### Fouls

Fewest: 7 vs. CS Fullerton, 1/31/08  
Most: 27 at Pepperdine, 11/21/07

**Most First Half Points**

Long Beach State 43 vs. CS Fullerton, 1/31/08  
 Opponent 49 by CS Fullerton, 1/31/08

**Fewest First Half Points**

Long Beach State 15 at California, 12/28/07  
 Opponent 16 by UC Riverside, 2/13/08

**Most Second Half Points**

Long Beach State 50 at California, 12/28/07  
 Opponent 64 by California, 12/28/07

**Fewest Second Half Points**

Long Beach State 19 at Montana St., 11/13/07  
 Opponent 21 by LMU, 12/5/07

**Starting Lineups**

Porter, Williams, Freeman, Morris, Clady 1-4  
 Porter, Williams, Gallow, Plater, Morris 1-1  
 Lazd., Peys, Fleming, Morris, Clady 1-0  
 Lazd., Peys, Johnson, Morris, Clady 1-0  
 Johnson, Freeman, Plater, Morris, Peys 1-0  
 Johnson, Freeman, Plater, Morris, Gant 1-0  
 Williams, Freeman, Gallow, Plater, Morris 0-2  
 Lazd., Peys, Williams, Morris, Clady 0-1  
 Lazd., Williams, Freeman, Gallow, Morris 0-1  
 Lazd., Williams, Freeman, Morris, Clady 0-1  
 Lazd., Johnson, Freeman, Morris, Clady 0-1  
 Porter, Fleming, Plater, Morris, Gant 0-1  
 Johnson, Porter, Fleming, Plater, Morris 0-1  
 Porter, Williams, Freeman, Morris, Gant 0-1  
 Williams, Freeman, Plater, Morris, Gant 0-1  
 Williams, Freeman, Plater, Morris, Clady 0-1  
 Johnson, Fleming, Plater, Clady, Peys 0-1  
 Porter, Williams, Freeman, Gallow, Morris 0-1

**Free Throws In Final Two Minutes & OT**

Maurice Clady 6-6 (1.000)  
 Donovan Morris 24-29 (.828)  
 Brian Freeman 3-4 (.750)  
 Greg Plater 4-6 (.667)  
 Darnell Porter 5-8 (.625)  
 Cornel Williams 4-8 (.500)  
 Chris Peys 1-2 (.500)  
Artis Gant 4-9 (.444)

**Long Beach State 51-72 (.708)**  
**Opponents 70-94 (.745)**

**49ers Record When...**

Leading at the half 6-3  
 Trailing at the half 0-15  
 Tied at the half 0-0

Leading with 5:00 left 6-4  
 Trailing with 5:00 left 0-13  
 Tied with 5:00 left 0-1

In Overtime Games 1-2

LBSU outrebounding opponents 5-4  
 LBSU being outrebounded 1-12  
 Same Rebounds 0-2

LBSU commits more turnovers 2-13  
 LBSU commits fewer turnovers 4-4  
 Same turnovers 0-1

LBSU shoots 50% or better 3-1  
 Opponents shoot 50% or better 0-7

LBSU shoots better than opponent 6-8  
 Opponent shoots better than LBSU 0-10  
 Same field goal percentage 0-0

LBSU bench outscores opponent 6-5  
 Opponent bench outscores 49ers 0-12  
 Bench scoring is equal 0-1

LBSU scores less than 50 0-3  
 LBSU scores between 50-59 1-5  
 LBSU scores between 60-69 2-5  
 LBSU scores between 70-79 3-4  
 LBSU scores between 80-89 0-1  
 LBSU scores between 90-99 0-0  
 LBSU scores 100 or more 0-0

In November 1-4  
 In December 2-4  
 In January 1-7  
 In February 2-3  
 In March 0-0

On Television 0-3