

2011-2012 Preseason Prospectus



Larry Anderson

All-Conference Candidate
First-Team All-Big West (2009/2011)



Casper Ware

All-America Candidate
2010-11 Big West Player of the Year



T.J. Robinson

All-Conference Candidate
First-Team All-Big West (2010)



Eugene Phelps

All-Conference Candidate

Four Seniors - Four 49ers

LONG BEACH STATE



WALTER PYRAMID

"Home of the 49ers"

The Walter Pyramid is believed to be the largest space-frame structure in North America. The building's infrastructure utilizes 18,000 steel tubes and connection modules, joined by more than 160,000 three-quarter inch bolts. If the tubes were laid end-to-end, they would form a pipe span 26 miles long.

The Walter Pyramid has played host to several NCAA sponsored events including numerous women's volleyball matches, the 2001 and 2003 Men's Volleyball Championships and the 2003 NCAA Women's Volleyball Regionals. The venue has also served as the host site for the NBA Summer Pro League and CIF Basketball Playoffs. It's also the site of many commercials and feature films.

The Walter Pyramid has become a nationally-recognized icon for the university and the city of Long Beach. Because of its dramatic appearance, its unique multi-purpose capability and its lure for television production, the Walter Pyramid is one of the finest collegiate athletic facilities in the western United States.

On March 5, 2005, the Pyramid's name was changed to the Walter Pyramid, thanks to the generous donations presented to the university by Dr. Mike and Arlene Walter. Long-time supporters of the school, the Walters gift to athletics and academics was one of the largest single gifts in 49er athletics history.

Officially opened on November 30, 1994, the 49ers rolled to a 71-64 win over Detroit before a crowd of 5,021 and an ESPN television audience.

The structure's distinctive cobalt blue exterior has permanently altered the city's skyline. It rises 18 stories above north campus and can be seen for miles in all directions. It has provided a quantum leap in both the

image and effectiveness of the Long Beach State athletics programs, with an immediate impact on the 49ers' fan base, scholarship fundraising, recruiting and revenue generation. Nearly 200,000 visitors pass through the Walter Pyramid's entrances annually.


Designed by Long Beach architect Don Gibbs and built by the Nielson Construction Company of San Diego, The Walter Pyramid cost approximately \$22 million.

The Walter Pyramid measures 345 feet on each side of its perfectly square base. Its floor space accommodates nine volleyball courts or three full basketball courts and four additional half basketball courts on the "activity" level.

One of three true pyramids in the United States (others are located in Las Vegas and Memphis), The Walter Pyramid's most unique feature is its cantilevered seating system, mounted on moveable platforms. When use of the floor level is required, each 81-ton seating platform can be raised hydraulically to expose over 39,000 square feet of beechwood flooring.

LONG BEACH STATE BASKETBALL IN THE PYRAMID

Year	Record	Percentage
1994-95	11-2	.846
1995-96	10-3	.769
1996-97	9-3	.750
1997-98	7-7	.500
1998-99	7-6	.538
1999-00	13-1	.929
2000-01	10-4	.714
2001-02	7-7	.500
2002-03	5-8	.385
2003-04	5-8	.385
2004-05	8-5	.615
2005-06	10-4	.714
2006-07	12-1	.923
2007-08	5-8	.385
2008-09	9-5	.643
2009-10	8-3	.727
2010-11	11-2	.846
TOTAL	147-77	.656



Long Beach State Basketball 2011-2012 Preseason Prospectus



UNIVERSITY QUICK FACTS

LocationLong Beach, Calif.
Founded 1949
Enrollment 33,395
Nickname 49ers
Colors Black and Gold
Conference Big West
National Affiliation..... NCAA I
Arena (Capacity)..... Walter Pyramid (4,200)
Arena Press Row Phone (562) 985-4667
PresidentDr. F. King Alexander
Athletic Director..... Vic Cegles
Athletic Department Phone..... (562) 985-7751
Men's Basketball S.I.D. Todd Miles
S.I.D. Office Phone (562) 985-7797
S.I.D. Cell Phone (562) 400-3929
S.I.D. Fax (562) 985-1549
S.I.D. E-Mail Address tmiles@csulb.edu

BASKETBALL QUICK FACTS

Head Coach..... Dan Monson
Alma Mater..... Idaho (1985)
Overall Coaching Record230-191 (14 years)
Record at Long Beach State.....60-68 (4 years)
Monson's Office Phone (562) 985-7975
Best Time To Call Contact SID
2010-2011 Overall Record22-12
2010-2011 Conference Record..... 14-2
2010-2011 Conference Finish 1st
Postseason NIT (1st Round)
Starters Returning/Lost.....4/1
Lettermen Returning/Lost 10/4
Redshirts/Newcomers 1/7
Assistant Head Coach Vic Couch
Assistant CoachesEric Brown, Rod Palmer
Director of Basketball Operations..... Ryan Hellenthal
Athletic Dept. Website www.longbeachstate.com

TEAM FLASH NOTES

Returning Starters: Casper Ware (5-10, 170, Sr., G) – Named *Associated Press* honorable mention All-America after averaging 17.2 points, 2.5 rebounds, 4.4 assists and 1.7 steals per game ... Became first player in Big West Conference history to be named both the league's player of the year and its defensive player of the year ... Also named to Mid-Major All-America Team and Lefty Dreisell Defensive All-America Team ... Scored at least 20 points in 12 games as a junior, including 10 in the team's last 19 games ... One of 20 finalists for the Bob Cousy Award ... Made major improvement from long range where he made 75 threes, 46 more than his sophomore season ... Larry Anderson (6-5, 205, Sr., G) – Named first-team All-Big West after averaging 14.3 points, 6.8 rebounds, 3.3 assists and 1.9 steals per game ... Ranked among Big West Conference leaders in 10 of 13 statistical categories, including finishing fourth in field goal percentage (52.0 percent) ... Led Long Beach State to a 20-8 record in games he played, while watching the 49ers go 2-4 in games he missed in December with a broken hand ... Named Big West Conference Player of the Week three times ... T.J. Robinson (6-8, 215, Sr., F) – Named second-team All-Big West Conference a year after earning first-team honors as a sophomore ... Averaged 13.6 points and 10.1 rebounds per game ... Became one of just six players in Division I to average a double-double in each of the last two seasons (15.4 ppg and 10.1 rpg in 2009-10) ... Enters senior season ranked in the top 10 in four separate career statistical categories at LBSU ... Needs just 36 rebounds to become school's all-time leader ... Eugene Phelps (6-6, 235, Sr., F) – Named honorable mention All-Big West Conference after averaging 9.7 points, 6.8 rebounds and 0.8 blocks per game ... Ranked among Big West leaders in rebounding (sixth), blocked shots (sixth) and offensive rebounds (sixth) ... Heads into senior season eighth in career blocks at LBSU with 63 ... **Other Returners:** ... Edis Dervisevic (6-8, 245, Sr., F) – Served as sixth man during junior season, averaging 2.1 points and 2.2 rebounds per game ... Ultimate team player who does the little things to help the team win ... Corey Jackson (6-0, 190, Sr., G) – Played in 24 games averaging 1.9 points on 45.2 percent shooting ... Has the ability to score in a hurry, averaging a point every 2.2 minutes of action as a junior ... Kyle Richardson (6-7, 235, Jr., F) – Played in 24 games, starting two ... Averaged 0.8 points and 1.3 rebounds per game ... Jerramy King (5-11, 170, Jr., G) – Played in 22 games as a back up to point guard Casper Ware ... Averaged 0.3 points and 0.3 assists per game ... Sean Starkey (6-4, 190, Sr., G) – Played in 16 games starting one ... Averaged 0.5 points and 0.1 rebounds in 47 minutes of action ... Mike Vantrimpont (7-0, 215, Jr., C) – Played in five games playing a total of seven minutes. **Returning Redshirts:** Nick Shepherd (6-9, 215, Fr., F) ... Athletic big man who will spell Eugene Phelps and T.J. Robinson on the front line for the 49ers ... Expected to help the 49ers on the boards and defensively in the post ... As a senior in high school, named first-team all-state and first-team all-district ... **Top Newcomers:** James Ennis (6-7, 200, Jr., G/F) – Earned California Junior College Athletic Association first-team all-state honors after averaging 20.3 points per game as a sophomore at Ventura College ... Finished ninth among California junior colleges in scoring, while also ranking 20th in assists (5.0 apg) ... Scored in double-digits 22 times, including three games with 30-or-more points and 16 games with 20-or-more points ... As a freshman at Oxnard College, named first-team all-state after averaging 19.0 points and 7.7 rebounds per game ... Michael Caffey (6-0, 170, Fr., G) – Named to the 2010-2011 CIF-Southern Section Division 1AA Team and Big VIII League Co-Most Valuable Player after averaging 17.2 points, 6.5 assists and 2.8 steals per game ... Finished career with 624 assists, a school record at Corona Centennial HS and the fourth-highest total in Riverside County history ... Expected to back up Ware at point guard, while allowing the senior to play some shooting guard as well ... Kris Gulley (6-7, 190, So., G) – Averaged 10.3 points, 4.7 rebounds, 1.7 assists and 1.2 steals per game while leading Independence CC to a 23-9 record ... Expected to battle for playing time at wing position along with Ennis and Shaquille Hunter ... Shaquille Hunter (6-2, 170, Fr., G) – Named 2010-2011 CIF-Southern Section 2AA First Team after leading Orange County and the Century League in points with 674 (23.2 ppg) ... Dan Jennings (6-8, 260, Jr., F) – Transfer from West Virginia who will have to redshirt ... Averaged 20 points and 10 boards at St. Thomas More School ... Gatete Djuma (6-9, 235, Fr., F) – Earned first-team all-region and honorable mention all-state honors at West HS in Salt Lake ... Averaged 11.7 points, 9.8 rebounds and two blocks per game ... Peter Pappageorge (6-1, 185, Jr., G) – A first-team all-state and first-team All-Coast Conference selection at Cañada College in Redwood City, Calif., where he averaged 20 points, three rebounds and three assists per game while helping team to a 20-win season and a second-place finish in league.

Long Beach State Basketball 2011-2012 Preseason Prospectus



SQUAD BREAKDOWN

Starters Returning (4)

G–Larry Anderson (6-5, 205, Sr.) 14.3 ppg, 6.3 rpg, 3.4 apg, 1.9 spg, 52.0 FG%, First-Team All-Big West
F–T.J. Robinson (6-8, 215, Sr.) 13.6 ppg, 10.1 rpg, 50.0 FG%, Second-Team All-Big West
F–Eugene Phelps (6-6, 235, Sr.) 9.7 ppg, 6.8 rpg, 0.8 bpg, Honorable Mention All-Big West
G–Casper Ware (5-10, 170, Sr.) 17.2 ppg, 2.5 rpg, 4.4 apg, 1.7 spg, Big West Player of the Year and Defensive Player of the Year

Starters Lost (1)

G–Greg Plater (6-1, 180, Sr.) 11.8 ppg, 2.6 rpg, 1.8 apg, 97 3-pointers made, 36.3 3FG%, Honorable Mention All-Big West

Lettermen Returning (10)

G–Larry Anderson (6-5, 205, Sr.) 14.3 ppg, 6.3 rpg, 3.4 apg, 1.9 spg, 52.0 FG%, First-Team All-Big West
F–Edis Dervisevic (6-8, 245, Sr.) 2.1 ppg, 2.2 rpg, 0.6 apg
G–Corey Jackson (6-0, 190, Sr.) 1.9 ppg, 0.3 rpg, 50.0 3FG%
G–Jerramy King (5-11, 170, Jr.) 0.3 ppg, 0.2 rpg, 0.3 apg
F–Kyle Richardson (6-7, 235, Jr.) 0.8 ppg, 1.3 rpg
F–T.J. Robinson (6-8, 215, Sr.) 13.6 ppg, 10.1 rpg, 50.0 FG%, Second-Team All-Big West
F–Eugene Phelps (6-6, 235, Sr.) 9.7 ppg, 6.8 rpg, 0.8 bpg, Honorable Mention All-Big West
G–Sean Starkey (6-4, 190, Sr.) 0.5 ppg, 0.1 rpg 40.0 3FG%
G–Casper Ware (5-10, 170, Sr.) 17.2 ppg, 2.5 rpg, 4.4 apg, 1.7 spg, Big West Player of the Year and Defensive Player of the Year
C–Mike Vantrimpont (7-0, 215 Jr.) 0.0 ppg, 0.2 rpg

Redshirts Returning (1)

F–Nick Shepherd (6-9, 215, Fr.) Missouri City, Texas (Westbury Christian HS)

Lettermen Lost (4)

F–Lin Chang (6-9, 250, Jr.) 2.3 ppg, 1.4 rpg, 42.9 FG%, 50.0 3FG%
G–Brandon Nevens (6-3, 210, Sr.) 1.7 ppg, 1.4 rpg, 47.8 FG%
G–Greg Plater (6-1, 180, Sr.) 11.8 ppg, 2.6 rpg, 1.8 apg, 97 3-pointers made, 36.3 3FG%, Honorable Mention All-Big West
G–Tristan Wilson (6-5, 200, Sr.) 3.7 ppg, 2.5 rpg, 0.6 apg, 39.6 FG%

Junior College Transfers (3)

G/F–James Ennis (6-7, 200, Jr.) Ventura, Calif. (Ventura HS/Oxnard College/Ventura College)
G/F–Kris Gullely (6-7, 190, So.) Dallas, Texas (James Madison HS/Independence Community College)
G/F– Peter Pappageorge (6-1, 185, Jr.) Burlingame, Calif. (Burlingame HS/Cañada College)

High School Recruits (3)

G–Michael Caffey (6-0, 170, Fr.) Corona, Calif. (Centennial HS)
F–Gatete Djuma (6-9, 235, Fr.) Salt Lake City, Utah (West HS)
G–Shaquille Hunter (6-2, 170, Fr.) Villa Park, Calif. (Villa Park HS)

49ER COACHING and ADMINISTRATIVE STAFF

Head Coach: Dan Monson (Idaho, 1985)

Assistant Head Coach: Vic Couch (Santa Clara, 1985)

Assistant Coach: Eric Brown (Cal State Northridge, 1998)

Assistant Coach: Rod Palmer (UC Irvine, 1990)

Director of Basketball Operations: Ryan Hellenthal (University of Illinois, Chicago, 2002)

Athletic Trainer: Mark Pocinich

Strength and Conditioning Coach: Jamie Hiegel

Sports Information Director: Todd Miles

Long Beach State Basketball 2011-2012 Preseason Prospectus



2011-2012 LONG BEACH STATE MEN'S BASKETBALL ROSTER

No.	Name	Pos	Ht	Wt	Cl	Exp	Hometown (High School/Previous College)
1	Shaquille Hunter	G	6-2	170	Fr.	HS	Villa Park, Calif. (Villa Park HS)
2	Peter Pappageorge	G	6-1	185	Jr.	JC	Burlingame, Calif. (Burlingame HS/Cañada College)
4	Eugene Phelps	F	6-6	235	Sr	3L	Los Angeles, Calif. (Taft HS)
5	Michael Caffey	G	6-0	170	Fr.	HS	Corona, Calif. (Centennial HS)
11	James Ennis	G/F	6-7	200	Jr.	JC	Ventura, Calif. (Ventura HS/Oxnard College/Ventura College)
12	Corey Jackson	G	6-0	190	Sr.	1L	Brentwood, N.Y. (Upper Room Christian HS/Fashion Institute of Technology)
13	Edis Dervisevic	F	6-8	245	Sr.	1L	New York, N.Y. (Our Savior Lutheran HS/Western Texas College)
14	Mike Vantrimpont	C	7-0	215	Jr.	2L	Los Angeles, Calif. (Westchester HS)
15	Kris Gulley	G/F	6-7	190	So.	JC	Dallas, Texas (James Madison HS/Independence CC)
20	T.J. Robinson	F	6-8	215	Sr.	3L	West Haven, Conn. (Kolbe Cathedral HS)
21	Larry Anderson	G	6-5	205	Sr.	3L	Long Beach, Calif. (Jordan HS)
22	Casper Ware	G	5-10	170	Sr.	3L	Cerritos, Calif. (Gahr HS)
23	Sean Starkey	G	6-4	190	Sr.	1L	Huntington Beach, Calif. (Marina HS/Cypress College)
24	Gatete Djuma	F	6-9	235	Fr.	HS	Salt Lake City, Utah (West HS)
25	Jerramy King	G	5-11	170	Jr.	2L	La Cañada, Calif. (Crespi HS/Kent Prep)
33	Nick Shepherd	F	6-9	215	Fr.	RS	Missouri City, Texas (Westbury Christian HS)
34	Kyle Richardson	F	6-7	235	Jr.	2L	Bellflower, Calif. (Mayfair HS)
	Dan Jennings	F	6-8	260	Jr.	TR	Staten Island, N.Y. (St. Thomas More School/West Virginia)

2011-2012 LONG BEACH STATE MEN'S BASKETBALL SCHEDULE

Date	Day	Opponent	Television	Time
Nov. 12	Saturday	Idaho		4:05 pm
Nov. 16	Wednesday	at Pittsburgh		TBA
Nov. 19	Saturday	at San Diego State		TBA
Nov. 22	Tuesday	Boise State		7:05 pm
Nov. 26	Saturday	at Montana		TBA
Nov. 28	Monday	at Louisville		TBA
Dec. 2	Friday	BYU-Hawaii		7:05 pm
Dec. 6	Tuesday	at Kansas		5 pm
Dec. 10	Saturday	at North Carolina		4 pm
Dec. 19	Monday	Eastern New Mexico		TBA
Dec. 22	Thursday	at Diamond Head Classic		TBA
(Auburn, Clemson, Hawaii, Kansas State, Long Beach State, Southern Illinois, UTEP, Xavier)				
Dec. 23	Friday	at Diamond Head Classic		TBA
Dec. 25	Sunday	at Diamond Head Classic		TBA
Dec. 29	Thursday	UC Santa Barbara*		TBA
Jan. 2	Monday	at UC Irvine*		7 pm
Jan. 5	Thursday	Cal Poly*		7:05 pm
Jan. 7	Saturday	at Cal State Northridge*		7 pm
Jan. 12	Thursday	UC Davis*		7:05 pm
Jan. 14	Saturday	Pacific*		4:05 pm
Jan. 19	Thursday	at UC Santa Barbara*		7 pm
Jan. 21	Saturday	at Cal Poly*		7 pm
Jan. 26	Thursday	at UC Riverside*		7 pm
Jan. 28	Saturday	Cal State Fullerton*		4:05 pm
Feb. 4	Saturday	Cal State Northridge*		4:05 pm
Feb. 9	Thursday	at Pacific*		7:30 pm
Feb. 11	Saturday	at UC Davis*		7 pm
Feb. 18	Saturday	at BracketBuster	TBA	TBA
Feb. 23	Thursday	UC Irvine*		7:05 pm
Feb. 25	Saturday	UC Riverside*		4:05 pm
Feb. 29	Wednesday	at Cal State Fullerton		7:05 pm
March 8-10	Thursday-Saturday	at Big West Conference Tournament		TBA

Home games in Bold

!Hawaiian Airlines Diamond Head Classic (Honolulu, Hawaii)

*Big West Conference Game/All Times Pacific

Long Beach State Basketball 2011-2012 Preseason Prospectus



DAN MONSON
(Mun-son)

Record at Long Beach State: 60-68
Overall Record: 230-191

Education

University of Idaho
Bachelor of Science-Mathematics

University of Alabama-Birmingham
Masters-Education

Coaching Experience

2007-Present Long Beach State
Head Coach

1999-2007 Minnesota
Head Coach

1997-1999 Gonzaga
Head Coach

1994-1997 Gonzaga
Associate Head Coach

1988-1994 Gonzaga
Assistant Coach

1986-1988 Alabama-Birmingham
Graduate Assistant

Honors

1998 WCC Coach of the Year

2011 NABC All-District 9 Coach
Big West Coach of the Year

Dan Monson has rebuilt the Long Beach State basketball program in his four seasons with the 49ers.

Monson has taken a program that won just six games in his first season at LBSU to a regular-season Big West Conference championship in his fourth season and a berth in the National Invitation Tournament (NIT).

On the heels of the title, Monson was named the Big West Conference Coach of the Year, as well as the All-Region Coach. It was his second career coach of the year honor with the first coming in 1998 in his first season as a head coach at Gonzaga when he was named West Coast Conference Coach of the Year.

Monson built the 2010-11 49er team around a solid nucleus of players he recruited to play at LBSU. His first recruiting class featured Greg Plater, the second-leading all-time 3-point shooter at the school, while his second recruiting class of Larry Anderson, Eugene Phelps, T.J. Robinson and Casper Ware may go down in school history as the best recruiting class of all-time.

All four returners, currently seniors, rank among the all-time leaders in school history in at least one category and all four, along with Plater, earned all-league honors.

Ware has established himself as not only one of the top players in conference, but one of the top point guards in the nation. Named a finalist for the Bob Cousy Award, honoring the top point guard in Division I, midway through this season, Ware went on to become the first player in Big West history to be named both the league's player of the year and its defensive player of the year. His first-team all-league selection made him the third Monson recruit at LBSU to be named first-team all-league. Ware also was an honorable

mention All-America pick by the *Associated Press*, and was named first-team All-District 9 by the National Association of Basketball Coaches (NABC) and first-team All-District IX by the United States Basketball Writers of America (USBWA).

Joining Ware on the 2010-11 All-Big West Conference First-Team was Anderson, who earned first-team honors for the second time in his three seasons at Long Beach State.

Robinson, a first-team pick as a sophomore in 2009-10, was named second-team All-Big West as a junior, while Plater and Phelps garnered honorable mention all-conference honors to put all five starters on the all-league team.

Monson's success during the 2010-11 season came after his team nearly broke through in 2009-10. After finishing the season tied for third place in the Big West, the 49ers jelled in the Big West Tournament and advanced to the title game, just missing a berth in the NCAA Tournament after a five-point loss in the championship.

During the 2009-10 season, Monson led LBSU through the toughest schedule in school history and in the process picked up his 200th career win at Cal State Northridge on Jan. 28, 2010. The 49ers faced five teams ranked in the top 25, including the eventual National Champions, Duke, and a Final Four team, West Virginia. Monson also led the 49ers to their first win ever over national-power UCLA and a win over eventual WAC champion Utah State. Long Beach State played eight teams that eventually advanced to the NCAA Tournament.

Monson pushed a young team that featured four sophomore starters to the title game of the league tournament. Robinson, a sophomore, earned first-team All-Big West Conference honors and was a member of the Big West All-Tournament Team. He also became the first player from a "mid-major" to be named to the 76 Classic All-Tournament Team.

Fellow sophomore Ware was named second-team all-league and earned Big West All-Tournament accolades as did Anderson, also a sophomore.

Monson's 2009-10 team became the first team in Big West Conference history to have five different players earn Big West Conference Player of the Week honors in the same season when Robinson, Ware, Anderson, Phelps, another sophomore, and senior Stephan Gilling claimed the award.

During his second season at the helm of the Long Beach State program, Monson may have done the best coaching job of his career.

Picked eighth in the Preseason Big West Conference Coaches Poll after finishing his first season at LBSU 6-25, Monson led a team with four true freshmen in the regular rotation, including three freshmen starters at the end of the season, to a nine-win improvement with a 15-15 record and a second-place finish in the Big West Conference. All this despite losing Donovan Morris, an All-Big West selection after Monson's first season, for a big portion of the conference schedule.

Anderson became the first freshman to be named first-team All-Big West since LBSU's Clifton Pondexter earned the honor following the 1973-74 season. Anderson also became just the third 49er to be named Big West Freshman of the Year joining Lucious Harris (1990) and James Cotton (1994).

Robinson and Ware joined Anderson on the five-player Big West All-Freshman Team to mark the second time three 49ers made the all-freshman team in the same season.

Monson was tabbed as the 16th head coach in Long Beach State men's basketball history on April 7, 2007. He inherited a depleted roster but still managed to be competitive in his first season at The Beach.



Long Beach State Basketball 2011-2012 Preseason Prospectus



Monson has been a Division I head coach for 14 years, during which he has compiled a career record of 230-191 (.546), with eight trips to postseason play, including a trip to the Elite Eight in 1999 with Gonzaga University.

Monson was the head coach at the University of Minnesota for seven-plus years, compiling a 118-105 mark and reaching postseason play in five of his seven seasons.

In 2004-05 he led the Gophers to a memorable year. He engineered the second-best Big Ten turnaround in the previous 20 seasons, finishing with a 10-6 conference mark after posting just three league wins the previous campaign. Minnesota reached the 20-win plateau for the first time since 1992-93 and Monson led the Golden Gophers to the NCAA Tournament for the first time since 1999.

In 2005-06 the Gophers advanced to their fifth postseason appearance in six years. Senior guard Vincent Grier was named All-Big Ten and All-District for the second straight year. In 2002-03 Minnesota went 19-14 and earned the program's first trip to the NIT semifinals in Madison Square Garden.

Monson reached two personal coaching milestones in 2004-05. With a victory over Indiana in the Big Ten Tournament quarterfinals, he earned his 100th victory at Minnesota. When he defeated Purdue on February 26, 2005 he picked up his 150th career head-coaching victory. With 100 victories in his first six years at Minnesota, Monson ranks second all-time at the school behind Jim Dutcher (1975-85) in wins during his first six years as head coach.

Monson stepped into the Minnesota job on the heels of NCAA sanctions against the school. Those NCAA violations during the mid-1990's severely limited scholarships and put strict recruiting sanctions on the program since the summer of

1999, coinciding with Monson's arrival at Minnesota. The summer of 2005 was the first Monson and his staff could recruit on par with every other college basketball program and that season concluded with a trip to the NCAA Tournament, the programs first year off probation.

Prior to accepting the Minnesota job on July 24, 1999, Monson was the head coach at Gonzaga for two years. In 1998-99 he led the Bulldogs to within a breath of the Final Four.

Gonzaga, which went 28-7 on the year and won the West Coast Conference regular season and tournament championships, defeated such notable NCAA powers as Minnesota (75-63), Stanford (82-74) and Florida (73-72) before bowing out to eventual national-champion Connecticut (67-62) in the Elite Eight.

His first year as head coach at Gonzaga resulted in a 24-10 mark, as the Bulldogs advanced to the second round of the NIT. Monson had a sparkling 52-17 (.754) record in his two seasons as the head coach of the Bulldogs.

Monson spent 11 years helping build the Gonzaga program. He began at GU as an assistant coach in 1988 and spent six years laying the groundwork. In 1994-95 he was elevated to associate head coach under head coach Dan Fitzgerald.

Three years later he took over full control of the Gonzaga program. He led Gonzaga to a West Coast Conference title in 1998 and was named the WCC Coach of the Year. The squad set a school-record with its 24 wins and Monson was also named the National Rookie Coach of the Year by Basketball Times.

Monson was a key figure in the Bulldogs turnaround in the 1990's. Gonzaga had a record of 223-89 over 10 seasons and he was responsible for recruiting many of the key players in Gonzaga's NCAA Sweet 16 appearances from 1998-2001. From the time Monson was named associate head coach in 1995, Gonzaga averaged 22 wins per season and reached postseason play every year but one.

Prior to joining the Bulldogs' staff, Monson spent two seasons as a graduate assistant coach under Gene Bartow at the University of Alabama-Birmingham.

Monson played one year of football at Idaho, but turned his attention to coaching when a knee injury cut short his gridiron career. He coached the boys' basketball team at Oregon City (Ore.) High School for one year prior to taking the UAB graduate assistant post.

A 1985 graduate of the University of Idaho with a bachelor degree in mathematics, Monson earned his master's degree in education with a concentration on athletic administration from UAB in 1988.

In addition to his 20-plus seasons coaching Division I basketball, as either a head or assistant coach, Monson has served on two coaching staffs for USA Basketball representing the United States in international competition.

Monson gained valuable experience by coaching on the international level with USA Basketball. He was an assistant coach for Kelvin Sampson on the gold medal winning 20-and-Under World Championships for Young Men Qualifying Tournament squad in the summer of 2004 in Halifax, Nova Scotia. He also assisted Oliver Pumell at the 1999 Men's World University Games in Mallorca, Spain where the U.S. won the gold medal. With Team USA, Monson had the opportunity to coach future NBA players Sean May, Brendan Haywood, Bracey Wright, Chris Paul, Michael Redd, Mark Madsen, Kenyon Martin and Charlie Villanueva.


Monson grew up around basketball as his father, Don, was a well-respected collegiate coach. Don was the head coach at Idaho and Oregon and was an assistant coach under Jud Heathcote at Michigan State (1976-78) for two years.

Monson and his wife Darci have four children, a son, MicGuire (11), a daughter, Mollie (9), a son, Maddox (8) and a daughter, McKenna (6).

DAN MONSON AS HEAD COACH

Season	School	Record	Postseason
2010-2011	Long Beach State	22-12	NIT 1st Round
2009-2010	Long Beach State	17-16	
2008-2009	Long Beach State	15-15	
2007-2008	Long Beach State	6-25	
2006-2007	Minnesota	2-5	
2005-2006	Minnesota	16-15	NIT 2nd Round
2004-2005	Minnesota	21-11	NCAA 1st Round
2003-2004	Minnesota	12-18	
2002-2003	Minnesota	19-14	NIT Final Four
2001-2002	Minnesota	18-13	NIT 2nd Round
2000-2001	Minnesota	18-14	NIT 2nd Round
1999-2000	Minnesota	12-16	
1998-1999	Gonzaga (WCC Champions)	28-7	NCAA Elite 8
1997-1998	Gonzaga	24-10	NIT 2nd Round
Totals	Career	230-191	

Long Beach State Basketball 2011-2012 Preseason Prospectus



Larry Anderson
Guard
6-5, 205
Senior
Long Beach, California
(Jordan HS)
(Winchendon Prep)



Career Highs

Points: 25 on two occasions (MR: 12/28/10)
Rebounds: 12 vs. UC Santa Barbara, 3/12/11
Assists: 7 vs. Alaska Anchorage, 11/14/09
Steals: 5 on three occasions (MR: 1/5/11)
Blocks: 3 on two occasions (MR: 3/2/11)
3-FG Made: 2 on eight occasions (MR: 3/11/11)
FG Made: 10 at UC Riverside, 2/11/09
FT Made: 12 vs. Cal Poly, 3/11/10

2010-2011 OUTLOOK -- A Big West Conference Player of the Year Candidate ... One of the most well rounded players in the Big West who can score, rebound and pass ... Will look to improve outside shooting to make him more dangerous ... Excels in transition and getting to the rim in the half court.

2010-2011 SEASON -- Named first-team All-Big West Conference and second-team All-District 9 by the NABC ... Finished the season averaging 14.3 points, 6.3 rebounds, 3.3 assists and 1.9 steals per game, while making a team-best 52 percent of his shots ... Ranked among Big West leaders in 10 of 13 statistical categories ... Won three conference player of the week honors and was named to the Big West All-Tournament Team.

2009-2010 SEASON -- Averaged 11.8 points (third on the team), 4.3 rebounds and 2.9 assists per game ... Started the season being named Big West Player of the Week after 49ers opening game and finished season earning a spot on the Big West Conference All-Tournament Team ... Scored

in double figures 22 times, including four 20-point games.

2008-2009 SEASON -- Named first-team All-Big West and the Big West Freshman of the Year ... The first freshman in over 30 years to earn first-team all-league recognition in the Big West ... Averaged 10.8 points, 4.0 rebounds, 2.7 assists and 1.1 steals per game.

PREPSCHOOL -- Played one season at Winchendon Prep in Massachusetts where he averaged 22 points, six rebounds, five assists and three steals per game ... Named first-team All-NEPSAC, as well as one of the top five top performers in the National Prep Showcase.

HIGH SCHOOL -- Three-year letterwinner at Jordan High School earning first-team All-Moore League honors twice ... Averaged 22.4 points, 11.9 rebounds, 3.0 assists and 1.6 blocks per game as a senior ... As a junior, averaged 14.0 points and 7.6 rebounds per game as Jordan went 22-6 and won the Moore League title.

Anderson's Career Statistics

YEAR	G/GS	FGM-FGA	PCT.	3PT-3PT		FTM-FTA	PCT.	RB	AVG	AST	TO	BK	ST	PTS	AVG
				FGM-FGA	PCT.										
2008-09	30/13	118-216	.546	14-35	.400	74-123	.602	120	4.0	81	65	8	34	324	10.8
2009-10	33/30	127-287	.443	14-62	.226	122-173	.705	142	4.3	97	94	12	62	390	11.8
2010-11	28/27	144-277	.520	15-51	.294	97-144	.674	177	6.3	92	69	20	53	400	14.3
Totals	91/70	389-780	.499	43-148	.291	293-440	.666	439	4.8	270	228	40	149	1,114	12.2



Edis Dervisevic
Forward
6-8, 245
Senior
New York, N.Y.
(Our Saviour Lutheran HS)
(Western Texas College)



Career Highs

Points: 9 vs. UC Irvine, 1/8/11
Rebounds: 5 on four occasions (MR: 2/16/11)
Assists: 5 at UC Davis, 2/10/11
Steals: 2 vs. Cal State Fullerton, 1/29/11
Blocks: 2 on two occasions (MR: 2/16/11)
3-FG Made: 2 at Utah State, 12/7/10
FG Made: 4 at Cal Poly, 12/30/10
FT Made: 3 vs. UC Irvine, 1/8/11

2011-2012 OUTLOOK -- Should see quality minutes on the front line ... Adds experience and a nice feel for the game ... Good passer with the ability to score both inside and from the perimeter.

2010-2011 SEASON -- Played in 29 games, starting two ... Averaged 2.1 points, 2.2 rebounds, and 0.9 assists as LBSU's first big man off the bench.

JUNIOR COLLEGE -- Played two seasons at Western Texas College ... As a freshman averaged 7.7 points and 7.0 rebounds per game, while making 59 percent of his field goal attempts and 48.3 percent of 3-pointers ... Averaged 5.2 points per game as a sophomore.

HIGH SCHOOL -- Graduated from Our Saviour Lutheran High School.

Dervisevic's Career Statistics

YEAR	G/GS	FGM-FGA	PCT.	3PT-3PT		FTM-FTA	PCT.	RB	AVG	AST	TO	BK	ST	PTS	AVG
				FGM-FGA	PCT.										
2010-11	29/2	25-61	.410	3-16	.188	9-21	.429	64	2.2	27	28	9	5	62	2.1

Long Beach State Basketball 2011-2012 Preseason Prospectus



Corey Jackson
Guard
6-0, 190
Senior
Brentwood, N.Y.
(Upper Room Christian School)
(Fashion Institute of Technology)



Career Highs

Points: 9 at Cal State Northridge, 2/12/11
Rebounds: 2 vs. Clemson, 11/19/10
Assists: 1 on four occasions (MR: 2/26/11)
Steals: 1 at Washington, 11/30/10
Blocks: 1 at Washington, 11/30/10
3-FG Made: 3 at Cal State Northridge, 2/12/11
FG Made: 3 on two occasions (MR: 2/12/11)
FT Made: 3 at Utah State, 12/7/10

2011-2012 OUTLOOK -- Will challenge for playing time at off guard ... Provides the 49ers with a consistent shooter from beyond the arc.

2010-2011 SEASON -- Played in 24 games, averaging 1.9 points and 0.3 rebounds per game ... Made 45.2 percent (14-of-31) shots and 50 percent (5-of-10) 3-pointers ... Came off the bench to score nine points, on 3-of-3 shooting from 3-point range, in just five minutes to spark LBSU to a win at Cal State Northridge.

JUNIOR COLLEGE -- Named second-team National Junior College

Athletic Association Division III All-America as a sophomore ... Earned Region 15 Player of the Year and first-team All-Region 15 honors ... Finished 20th in the NJCAA in scoring ... Averaged 20.8 points, 5.3 rebounds 2.3 assists and 1.5 steals per game, while making 45.6 percent of field goals, 35.3 percent of 3-pointers and 73.5 percent of free throws.

HIGH SCHOOL -- Graduated from Upper Room Christian High School in Brentwood, N.Y., where he averaged 25 points, seven rebounds and three steals per game ... Named league's MVP.

Jackson's Career Statistics

YEAR	G/GS	FGM-FGA	PCT.	3PT-3PT		FTM-FTA	PCT.	RB	AVG	A	TO	BK	ST	PTS	AVG
				FGM-FGA	PCT.										
2010-11	24/0	14-31	.452	5-10	.500	12-21	.571	7	0.3	4	6	1	1	45	1.9



Eugene Phelps
Forward
6-6, 235
Senior
Los Angeles, California
(Taft HS)



Career Highs

Points: 21 vs. UC Davis, 1/30/10
Rebounds: 18 at Notre Dame, 11/19/09
Assists: 4 on two occasions (MR: 12/30/10)
Steals: 2 on seven occasions (MR: 3/16/11)
Blocks: 4 vs. Cal Poly, 3/11/10
3-FG Made: 2 at Utah State, 12/7/10
FG Made: 9 on two occasions (MR: 2/19/11)
FT Made: 8 at UC Santa Barbara, 12/28/10

2011-2012 OUTLOOK -- Athletic post player who runs the floor well and gives the 49ers a strong rebounder ... Will look to improve post scoring ability and range on jump shot.

2010-2011 SEASON -- Named honorable-mention All-Big West Conference ... Finished the season averaging 9.7 points, 6.8 rebounds (sixth in the Big West), 1.5 assists, 0.8 blocks (sixth in Big West) and 0.6 steals ... Finished season with four double-doubles including a 15-point, 15-rebound effort in a home win over UC Davis.

2009-2010 SEASON -- Played in all 33 games, starting 24 ... Averaged 8.1 points, 5.3 rebounds and 0.8 blocks per game ... Scored in double digits 13 times including a career-best 21 points ... Grabbed double-digit rebounds four times with a career-high 18 at Notre Dame ... Connected on

53.5 percent of field goal attempts ... Named Big West Conference Player of the Week once.

2008-2009 SEASON -- Played in all 30 games, averaging 3.7 points and 2.6 rebounds per game while making 50 percent (44-of-88) of field goal attempts... Scored in double digits twice with 13 points against Weber State and UC Davis.

HIGH SCHOOL -- As a senior in 2007-08, led Woodland Hills Taft to a 27-4 record and a Los Angeles City Section title ... Was named to the *Long Beach Press-Telegram's* "Best of the West" third team in 2008 ... Averaged 14.1 points and 7.2 rebounds per game as a senior ... Shot 54.7 percent (139-of-254) from the field and blocked 43 shots.

Phelps' Career Statistics

YEAR	G/GS	FGM-FGA	PCT.	3PT-3PT		FTM-FTA	PCT.	RB	AVG	A	TO	BK	ST	PTS	AVG
				FGM-FGA	PCT.										
2008-09	30/0	44-88	.500	0-0	.000	23-45	.511	78	2.6	15	24	11	3	111	3.7
2009-10	33/24	107-200	.535	0-0	.000	54-95	.568	176	5.3	24	58	25	24	268	8.1
2010-11	34/34	120-259	.463	3-27	.111	88-147	.599	231	6.8	52	77	27	19	331	9.7
Totals	97/58	271-547	.495	3-27	.111	165-287	.575	485	5.0	91	159	63	46	710	7.3



T.J. Robinson
Forward
6-8, 215
Senior
West Haven, Connecticut
(Kolbe Cathedral HS)
(St. Thomas More Prep)



Career Highs
Points: 31 at North Carolina, 12/11/10
Rebounds: 19 vs. UC Santa Barbara, 2/26/11
Assists: 4 at UC Irvine, 1/22/11
Steals: 3 on two occasions (MR: 2/24/11)
Blocks: 2 vs. Utah State, 12/18/09
3-FG Made: 3 at North Carolina, 12/11/10
FG Made: 13 at North Carolina, 12/11/10
FT Made: 11 vs. UC Irvine, 3/10/11

2011-2012 OUTLOOK -- A Big West Conference Player of the Year candidate ... Versatile post player who is The Beach's best post scorer and top rebounder ... Enters senior season second all-time at LBSU in rebounds, seventh in field goals made and eighth in scoring and free throws made ... Needs 36 rebounds to become the all-time leader in LBSU history.

2010-2011 SEASON -- Named second-team All-Big West Conference ... Finished the season averaging 13.6 points and 10.1 rebounds per game, while making 50 percent (182-of-364) of shots ... Ranked second all-time in single-season rebounds (344) at LBSU ... Ranked 19th in the nation in double-doubles and rebounds per game ... Finished season second in the Big West in rebounding and defensive rebounds (7.2 rpg), while ranking fourth in offensive rebounds (2.9 rpg) and sixth in field goal percentage.

2009-2010 SEASON -- Named first-team All-Big West, as well as earning a spot on the Big West All-Tournament Team and the 76 Classic All-Tournament Team ... Averaged 15.4 points and 10.1 rebounds per game ...

Made 52.7 percent of field goal attempts.

2008-2009 SEASON -- Named to the Big West All-Freshman Team ... Averaged 11.4 points and 6.2 rebounds while making a team-best 59.7 percent of field goal attempts and 70.4 percent of free throws ... Improved his numbers in league games averaging 13.5 points and 7.8 rebounds per game... Led all Big West freshmen in rebounding.

PREPSCHOOL -- Averaged 20 points, 11 rebounds and three assists at St. Thomas More where he was named MVP of the Hall of Fame Prep School Tournament in Springfield, Mass. ... Named one of top seven players in the country coming out of prep school at his position.

HIGH SCHOOL -- A three-year starter at Kolbe Cathedral High School ... Selected first-team all-state twice and was a three time first-team All-Southwestern Conference selection ... Was a McDonald's All-America nominee ... Averaged 30 points and 12 rebounds per game as a senior .. As a junior averaged 14 points and nine boards.

Robinson's Career Statistics

YEAR	G/GS	FGM-FGA		3PT-3PT		FTM-FTA		RB	AVG	A	TO	BK	ST	PTS	AVG
		PCT.	PCT.	PCT.	PCT.										
2008-09	30/14	123-206	.597	0-1	.000	95-135	.704	185	6.2	9	50	0	17	341	11.4
2009-10	33/32	193-371	.520	0-0	.000	122-216	.565	332	10.1	27	79	4	19	508	15.4
2010-11	34/34	182-364	.500	9-24	.375	88-150	.587	344	10.1	33	78	3	19	461	13.6
Totals	97/80	498-941	.529	9-25	.360	305-501	.609	861	8.9	69	207	7	55	1,310	13.5



Sean Starkey
Guard
6-4, 190
Senior
Huntington Beach, Calif.
(Marina HS)
(Cypress College)



Career Highs
Points: 3 on two occasions (MR: 1/29/11)
Rebounds: 1 at UC Davis, 2/10/11
Assists: 1 at UC Davis, 2/10/11
Steals: None
Blocks: None
3-FG Made: 1 on two occasions (MR: 1/29/11)
FG Made: 1 on two occasions (MR: 1/29/11)
FT Made: 2 vs. Montana, 2/26/11

2011-2012 OUTLOOK -- A tireless worker who will help the 49ers in various ways, but especially with his work ethic ... Will battle for playing time at the wing position.

2010-2011 SEASON -- Played in 16 games, starting against BYU-Hawaii ... Averaged 0.5 points and 0.1 rebounds while making 40 percent of 3-point field goals.

2009-2010 SEASON -- Redshirted.

JUNIOR COLLEGE -- Played two seasons at Cypress College where he averaged 8.3 points, 2.8 rebounds and 0.3 assists per game as a sophomore.

HIGH SCHOOL -- Attended Marina High School in Huntington Beach ... Averaged 19.0 points and seven rebounds per game and was named his team's MVP.

Starkey's Career Statistics

YEAR	G/GS	FGM-FGA		3PT-3PT		FTM-FTA		RB	AVG	A	TO	BK	ST	PTS	AVG
		PCT.	PCT.	PCT.	PCT.										
2010-11	16/1	2-6	.333	2-5	.400	2-2	1.000	1	0.1	1	1	0	0	8	0.5

Long Beach State Basketball 2011-2012 Preseason Prospectus



Casper Ware
Guard
5-10, 170
Senior
Cerritos, California
(Gahr HS)



Career Highs

Points: 27 at Cal State Fullerton, 1/19/11
Rebounds: 7 on two occasions (MR: 3/11/10)
Assists: 10 on two occasions (MR: 12/11/10)
Steals: 6 on two occasions (MR: 11/15/10)
Blocks: 2 at UC Irvine, 1/21/10
3-FG Made: 6 vs. UC Irvine, 3/10/11
FG Made: 9 vs. Cal State Fullerton, 2/4/10
FT Made: 12 on two occasions (MR: 3/2/11)

2011-2012 OUTLOOK -- An All-America Candidate as well as Big West Conference Player of the Year and Defensive Player of the Year candidate ... True point guard who can distribute the ball or score ... Runs the break well and quickness allows him to penetrate in the half court ... Tough perimeter defender.

2010-2011 SEASON -- Named Associated Press honorable mention All-American ... Became first player in Big West Conference history to earn both the conference player of the year award as well as the conference defensive player of the year award ... Claimed first-team All-Big West honors, while also being named to the U.S. Basketball Writers All-District IX Team, the National Association of Basketball Coaches District 9 Team, the Lou Henson Mid-Major All-America Team, and the Lefty Dreisell Defensive All-America Team ... One of 20 finalists for the Bob Cousy Award ... Finished the season averaging 17.2 points (second in the Big

West), 2.6 rebounds, 4.4 assists and 1.7 steals per game.


2009-2010 SEASON -- Named second-team All-Big West Conference, as well as earning a spot on the Big West All-Tournament Team ... Averaged 11.9 points, 3.2 rebounds, 4.8 assists and 2.1 steals per game ... Averaged 16.3 points, 5.0 rebounds, 4.0 assists and 4.0 steals per game in the Big West Conference Tournament.

2008-2009 SEASON -- Named to the Big West All-Freshman Team ... Started 29 of Long Beach State's games at point guard as a true freshman setting a school record for freshmen with 122 assists ... Averaged 9.1 points, 2.1 rebounds, 4.1 assists and 1.1 steals per game.

HIGH SCHOOL -- Named "Best in the West" Third Team as a senior by the *Long Beach Press-Telegram* ... A two-time first-team selection to the *Press Telegram's* "Dream Team" ... Led Gahr to a 20-10 record as a senior ... As a junior, named first-team All-CIF I-AA after helping team to a 24-5 record ... Was a second-team All-CIF III-AA pick as a sophomore.

Ware's Career Statistics

YEAR	G/GS	FGM-FGA	PCT.	3PT-3PT			FTM-FTA	PCT.	RB	AVG	AST	TO	BK	ST	PTS	AVG
				FGM-FGA	PCT.	PCT.										
2008-09	30/29	98-238	.412	15-55	.273	62-88	.705	64	2.1	122	83	1	34	273	9.1	
2009-10	33/32	127-341	.372	29-94	.309	109-139	.784	104	3.2	159	102	5	69	392	11.9	
2010-11	34/34	172-408	.422	75-197	.381	166-205	.810	85	2.5	150	102	6	56	585	17.2	
Totals	97/95	397-987	.402	119-346	.344	337-432	.780	253	2.6	431	287	12	159	1,250	12.9	



Jerramy King
Guard
5-11, 170
Junior
La Cañada, California
(Crespi HS)
(Kent Prep)



Career Highs

Points: 2 on five occasions (MR: 2/19/11)
Rebounds: 2 vs. San Francisco State, 11/15/10
Assists: 1 on nine occasions (MR: 1/29/11)
Steals: 2 vs. Cal State Northridge, 2/6/10
Blocks: None
3-FG Made: None
FG Made: 1 on three occasions (MR: 2/16/11)
FT Made: 2 on two occasions (MR: 2/19/11)

2011-2012 OUTLOOK -- Will battle for backup point guard position.

2010-2011 SEASON -- Played in 22 games, including a pair where he played double-digit minutes ... Averaged 0.3 points and 0.2 rebounds per game.

2009-2010 SEASON -- Played in 12 games as a true freshman ... Averaged 0.3 points, 0.3 rebounds and 0.2 assists per game.

PREP SCHOOL -- Spent 2008-09 season at Kent Prep in Kent, Conn.
HIGH SCHOOL -- Lettered four years at Crespi High School in La Cañada, Calif.

King's Career Statistics

YEAR	G/GS	FGM-FGA	PCT.	3PT-3PT			FTM-FTA	PCT.	RB	AVG	A	TO	BK	ST	PTS	AVG
				FGM-FGA	PCT.	PCT.										
2009-10	12/0	1-3	.333	0-2	.000	2-5	.400	4	0.3	2	3	0	5	4	0.3	
2010-11	22/0	2-6	.333	0-3	.000	2-2	1.000	5	0.2	7	5	0	0	6	0.3	
Totals	34/0	3-9	.333	0-5	.000	4-7	.571	9	0.3	9	8	0	5	10	0.3	

Long Beach State Basketball 2011-2012 Preseason Prospectus



Kyle Richardson
Forward
6-7, 235
Junior
Bellflower, California
(Mayfair HS)



Career Highs

Points: 5 vs. CS Monterey Bay, 12/12/09
Rebounds: 5 vs. Iowa, 11/22/10
Assists: 2 at Washington, 11/30/10
Steals: 1 on five occasions (MR: 1/29/11)
Blocks: None
3-FG Made: None
FG Made: 2 on two occasions (MR: 11/27/10)
FT Made: 3 vs. CS Monterey Bay, 12/12/09

2011-2012 OUTLOOK -- Big bodied post player with long arms ... Will battle for playing time in the post.

2010-11 OUTLOOK -- Played in 20 games, getting the first two starts of his career at Boise State and Utah State ... Averaged 0.8 points and 1.3 rebounds per game ... Best game came when he scored four points and grabbed a season-high five rebounds in a win over Iowa.


2009-2010 SEASON -- Played in 18 games as a true freshman averaging 0.8 points and 0.8 rebounds per game ... Scored a season-high five points against Cal State Monterey Bay ... Finished with four points on 2-of-2 shooting in a win at Pepperdine.

HIGH SCHOOL -- A two-year letterwinner at Mayfair HS where his

team won back-to-back league titles, advanced to the CIF Quarterfinals two straight seasons and won 20 games in back-to-back campaigns ... As a senior, named to the *Press Telegram* "Dream Team" First Team, as well as earning first-team All-CIF Division II-A and All-Suburban League honors ... Earned team MVP honors and was a McDonald's All-America nominee ... Averaged 13 points, nine rebounds, 2.5 blocks and shot 57 percent from the floor ... Scored in double figures 20 times, while finishing with 12 double-digit rebounding games and 12 double-doubles ... Has season highs of 21 points, 16 rebounds and seven blocks ... Named third-team Best in the West by the *Press Telegram* ... As a junior averaged 6.7 points, 5.6 rebounds and 1.1 blocks while making 54 percent of field goal attempts.

Richardson's Career Statistics

YEAR	G/GS	FGM-FGA	PCT.	3PT-3PT		FTM-FTA	PCT.	RB	AVG	AST	TO	BK	ST	PTS	AVG
				FGM-FGA	PCT.										
2009-10	18/0	4-12	.333	0-0	.000	6-11	.545	15	0.8	2	9	0	2	14	0.8
2010-11	24/2	8-26	.308	0-1	.000	2-6	.333	31	1.3	8	18	0	3	18	0.8
Totals	42/2	12-38	.316	0-1	.000	8-17	.471	46	1.1	10	27	0	5	32	0.8



Mike Vantrimpont
Center
7-0, 215
Junior
Los Angeles, California
(Westchester HS)



Career Highs

Points: 2 vs. CS Monterey Bay, 12/12/09
Rebounds: 1 on two occasions (MR: 1/29/11)
Assists: None
Steals: None
Blocks: 1 at Texas, 12/7/10
3-FG Made: None
FG Made: 1 vs. CS Monterey Bay, 12/12/09
FT Made: None

2011-2012 OUTLOOK -- Big man who will add depth underneath the basket ... Skilled but needs to gain strength and weight.

2010-2011 SEASON -- Appeared in five games ... Averaged 0.2 points and 0.2 rebounds per game.

2009-2010 SEASON -- Played in eight games ... Averaged 0.3 points and 0.1 rebounds per game ... Scored first career basket in three minutes of action against Cal State Monterey Bay.

2008-2009 SEASON -- Redshirted.


PAU-ORTHEZ -- Played two seasons for the junior team of Elan Bearnais Pau-Orthez in Pau, France ... Pau Orthez captured the 2008 "Trophy of the Future" Championship finishing with a 26-5 record.

HIGH SCHOOL -- Helped team to a 25-7 mark and a second-place finish in the Western League ... Played a season and a half of varsity basketball after transferring from Mira Costa High School.

Vantrimpont's Career Statistics

YEAR	G/GS	FGM-FGA	PCT.	3PT-3PT		FTM-FTA	PCT.	RB	AVG	A	TO	BK	ST	PTS	AVG
				FGM-FGA	PCT.										
2009-10	8/0	1-1	1.000	0-0	.000	0-0	.000	1	0.1	0	1	1	0	2	0.3
2010-11	5/0	0-0	.000	0-0	.000	0-0	.000	1	0.2	0	0	0	0	0	0.0
Totals	13/0	1-1	1.000	0-0	.000	0-0	.000	2	0.2	0	1	1	0	2	0.2

Long Beach State Basketball 2011-2012 Preseason Prospectus



Nick Shepherd
Forward
6-9, 215
Freshman
Missouri City, Texas
(Westbury Christian HS)



Career Highs
Points: None
Rebounds: None
Assists: None
Steals: None
Blocks: None
3-FG Made: None
FG Made: None
FT Made: None

2010-2011 SEASON -- Redshirted

HIGH SCHOOL -- Ranked number 139 by Rivals.com on the list of the top 150 recruits ... As a senior, named first-team all-state and first-team all-district, while being named to the HISD and YMBL All-Tournament Teams ... A McDonald's All-American Candidate ... Averaged 9.8 points, 7.2 rebounds and 3.5 blocks per game, while making 58 percent of field goal attempts ... Scored in double figures 12 times ... Had season highs of 17 points, 13 rebounds and six blocked shots ... A first-team all-district and second-team all-state pick as a junior ... Led team to a 27-6 record and the 2008-09 TAPPS 4A State Championship ... Named to the all-state

tournament team, finishing with 14 points, seven rebounds and three blocked shots in the championship game ... Finished season with 16 double-digit scoring games, 12 double-digit rebounding games and 12 double-doubles ... Started 36 games and averaged 10 points, seven rebounds and three blocked shots per game ... Had season highs of 18 points, 14 rebounds and five blocked shots ... As a sophomore helped team to an 8-0 record in league and a 22-17 overall record ... Averaged 3.2 points and 1.9 rebounds per game ... Scored a season-high 12 points against Houston, while scoring nine points against Lutheran North and eight points against Worthington and Second Baptist ... Grabbed a season-high eight boards against Lutheran North.



Long Beach State Basketball 2011-2012

Preseason Prospectus



NEWCOMERS

NAME	POS	HT	WT	CL	HOMETOWN (HIGH SCHOOL/JR. COLLEGE/SR. COLLEGE)
Michael Caffey	G	6-0	170	Fr.	Corona, Calif. (Centennial HS)
Gatete Djuma	F	6-9	235	Fr.	Salt Lake City, Utah (West HS)
James Ennis	G/F	6-7	200	Jr.	Ventura, Calif. (Ventura HS/Oxnard College/Ventura College)
Kris Gulley	G/F	6-7	190	So.	Dallas, Texas (James Madison HS/Independence Community College)
Shaquille Hunter	G	6-2	170	Fr.	Villa Park, Calif. (Villa Park HS)
Dan Jennings	F	6-8	260	Jr.	Staten Island, N.Y. (St. Thomas More School/West Virginia)
Peter Pappageorge	G	6-1	170	Jr.	Burlingame, Calif. (Burlingame HS/Cañada College)

Michael Caffey, G, 6-0, 170, Fr., Corona, Calif. (Centennial HS)

A three-year starter at point guard ... Finished career with 624 assists, a school record and the fourth-highest total in Riverside County history, and 13 double-doubles ... Tallied 40 career double-digit scoring games, including 20 games with at least 20 points ... As a senior earned first-team All-CIF Southern Section honors, as well as being named the Big VIII League Co-Most Valuable Player ... Averaged 17.2 points, 6.5 assists, 3.8 rebounds and 2.8 steals per game as a senior, while converting on 48 percent of his field goal attempts and 38 percent of his 3-pointers ... Scored in double-digits in 29 of team's 33 games, including 13 games with 20 or more points ... Tied a career high with 26 points against Compton, while also finishing with six assists and four steals ... Finished with four double-doubles as a senior with 17 points and 13 assists against King, 21 points and 10 assists against Taft, 22 points and 10 rebounds against King, and 13 points and a career-high 14 assists against Great Oak ... Named third-team Best in the West by the Long Beach *Press Telegram* before the start of his senior season ... As a junior named first-team All-Big VIII, as well as being named second-team All-CIF and second-team All-CIF Southern Section ... Finished the season averaging 13.5 points, 7.3 assists, 3.2 assists and 3.6 rebounds per game, while making 45 percent of field goal attempts, 35 percent of 3-pointers and 73 percent of free throws ... As a sophomore, named first-team All-Big 8 and honorable mention all-county ... Had career highs of 26 points against Loyola High School as a junior ... Nearly had a quadruple-double against Lynwood in the second round of the 2010 CIF Playoffs when he finished with 19 points, 10 assists, nine steals and eight rebounds ... Ranked by most recruiting publications as one of the top three point guards in the state of California and one of the top 15 point guards in the country, while also being ranked by ESPN.com as one of the top 100 seniors.

Gatete Djuma, F, 6-9, 235, Fr., Salt Lake City, Utah (West HS)

A first-team all-region and honorable mention all-state pick after helping his team to a regional championship and a spot in the state tournament ... As a senior, averaged 11.7 points, 9.8 rebounds and 2.0 blocks per game ... Scored in double-figures in 16 of West's 23 games, including a season-high 20 points against Granger ... Had multiple double-digit rebounding games, including a 20-rebound (16 points) effort at Dixie ... Made 55.8 percent (101-of-181) of his field goal attempts, while blocking a total of eight shots ... Spent just two years in the United States after growing up in Rwanda.

James Ennis, G/F, 6-7, 200, Jr., Ventura, Calif. (Ventura HS/Oxnard College/Ventura College)

Scored 1,053 points in two seasons at junior colleges, while scoring in double figures in 48 of his 52 games ... Had 26 career games in junior college with at least 20 points and two games with over 30 points, including a career-high 36 points in final game ... Tallied 13 double-doubles and one triple-double (24 points/11 rebounds/10 assists) in two seasons ... Named first-team All-California Community College Athletic Association and first-team All-Western State Conference at Ventura College as a sophomore after averaging 20.3 points, 7.8 rebounds, 5.0 assists and 1.6 steals per game ... Finished ninth in scoring, 20th in assists, 29th in field goal percentage (58.8 percent), 39th in rebounds, 66th in blocks (1.0/game), 85th in steals, and 112th in 3-point shooting (36.8 percent) in the CCCAA ... Finished third in scoring and field goal percentage, fourth in assists, fifth in rebounding, sixth in free throw percentage (79.5 percent) and 17th in steals in the Western State Conference ... Earned five Western State Conference Player of the Week honors ... As a freshman at Oxnard College, named first-team All-WSC after averaging 19.0 points, the third most in the state by a freshman, and 7.7 rebounds per game ... Won the Western State Conference and Southern California Regional championships in the high jump clearing 6-11.

Kris Gulley, G/F, 6-7, 190, So., Dallas, Texas (James Madison HS/Independence Community College)

Averaged 10.3 points, 4.7 rebounds, 1.7 assists and 1.2 steals per game while leading team to a 23-9 record ... Made 41.8 percent (110-of-263) of field goal attempts, while converting on 33 percent (38-of-115) of 3-pointers ... Scored in double figures in 17 of 31 games with two double-doubles, including a career-high 31 points, 10 rebounds and five assists in 113-100 win over Allen County ... Increased scoring average over last 13 games to 13.5 points per game, including a pair of 20-point games.

Shaquille Hunter, G, 6-2, 170, Fr., Villa Park, Calif. (Villa Park HS)

Named first-team All-CIF Southern Section Division 2AA, as well as second-team all-county by the *Orange County Register* as a senior ... Led all of Orange County and the Century League in scoring with 674 points ... Averaged 23.2 points and 3.9 rebounds per game ... Scored in double figures in 28 of team's 29 games, while also totaling 20-or-more points 19 times and 30-plus points seven times ... Scored a career-high 38 points in a win over Sultana, while scoring 35 points in a win over Loara, 34 points in a win over Whittier Christian, 32 points in wins vs. Mayfair, Foothill and Canyon, and 31 points in a win vs. Trabuco Hills ... Had a season-high nine rebounds twice ... Named third-team Best in the West by the Long Beach *Press Telegram* before his senior season ... As a junior averaged 17.5 points per game ... Scored 20-plus points nine times, including a season-high 28 points against Peninsula in the playoffs ... Scored 26 points vs. La Habra, 25 points vs. University, 24 points against El Dorado, 23 points against San Juan Hills and Roland, and 21 points vs. Tustin and against San Dimas in the season opener ... Scored in double figures in 23 of Villa Park's 26 games ... Named the *OC Register* Player of the Week on Feb. 8, 2010, after averaging 21.3 points per game against Tustin, El Dorado and JSerra.

Dan Jennings, F, 6-8, 260, Jr., Staten Island, N.Y. (St. Thomas More School/West Virginia)

Played two seasons at West Virginia before transferring ... Will redshirt during 2011-12 season ... Spent a season at St. Thomas More Prep School where he averaged 20 points and 10 rebounds per game ... Was rated the 60th-best prospect, and 16th best at his position, in the country coming out of high school ... As a freshman at WVU, played in 22 games and averaged 1.5 points and 1.6 rebounds, while making 50 percent of field goal attempts ... As a sophomore played in 14 games (4 starts) and averaged 2.1 points and 2.5 rebounds per game while making 58.8 percent of field goal attempts ... Also had 19 blocked shots in two seasons.

Peter Pappageorge, G, 6-1, 170, Jr., Burlingame, Calif. (Burlingame HS/Cañada College)

Named first-team All-California Community College Athletic Association and first-team All-Coast Conference as a sophomore after averaging 19.5 points, three rebounds, and three assists per game ... Finished second in the conference in scoring, while ranking 10th in the CCCAA among all sophomores ... Helped team to a second-place finish in the Coast Conference while making 75 3-pointers ... Scored a career-high 36 points in a game ... As a freshman, averaged 15 points per game ... In high school was a two-time Peninsula Athletic League Player of the Year and a three-time first-team all-league pick ... As a senior averaged 20 points, three rebounds and four assists per game while leading team to CIF Sectional Finals, while being named *San Mateo Times* Player of the Year and *San Mateo Daily Journal* Player of the Year ... Averaged 18 points per game as a junior and 11 points per game as a sophomore.

Long Beach State Basketball 2011-2012 Preseason Prospectus



2010-2011 FINAL STATS

(Thru 34 Games)

Record: 22-12; Home 11-2; Away 7-7; Neutral 4-3

##	Player	GP-GS	Min--Avg	---TOTAL---			---3-PTS---			----REBOUNDS----												
				FG-FGA	Pct	3FG-FGA	Pct	FT-FTA	Pct	Off	Def	Tot	Avg	PF	FO	A	TO	Blk	Stl	Pts	Avg	
22	Ware, Casper.....	34-34	1187 34.9	172-408	.422	75-197	.381	166-205	.810	17	68	85	2.5	88	1	150	102	6	56	585	17.2	
20	Robinson, T.J.....	34-34	1114 32.8	182-364	.500	9-24	.375	88-150	.587	100	244	344	10.1	79	1	33	78	3	19	461	13.6	
03	Plater, Greg.....	34-34	1166 34.3	129-341	.378	97-267	.363	47-58	.810	19	69	88	2.6	41	0	62	57	3	34	402	11.8	
21	Anderson, Larry....	28-27	945 33.8	144-277	.520	15-51	.294	97-144	.674	54	123	177	6.3	70	1	92	69	20	53	400	14.3	
04	Phelps, Eugene.....	34-34	986 29.0	120-259	.463	3-27	.111	88-147	.599	83	148	231	6.8	80	3	52	77	27	19	331	9.7	
02	Wilson, Tristan....	29-2	406 14.0	44-111	.396	4-20	.200	15-32	.469	29	44	73	2.5	37	0	16	35	1	12	107	3.7	
13	Dervisevic, Edis...	29-2	436 15.0	25-61	.410	3-16	.188	9-21	.429	15	49	64	2.2	73	1	27	28	9	5	62	2.1	
12	Jackson, Corey.....	24-0	100 4.2	14-31	.452	5-10	.500	12-21	.571	2	5	7	0.3	7	0	4	6	1	1	45	1.9	
11	Chang, Lin.....	16-0	79 4.9	9-21	.429	5-10	.500	14-18	.778	8	15	23	1.4	18	0	2	8	2	2	37	2.3	
05	Nevens, Brandon....	16-0	117 7.3	11-23	.478	1-6	.167	4-6	.667	11	11	22	1.4	14	0	1	3	0	1	27	1.7	
34	Richardson, Kyle...	24-2	163 6.8	8-26	.308	0-1	.000	2-6	.333	14	17	31	1.3	20	0	8	18	0	3	18	0.8	
23	Starkey, Sean.....	16-1	47 2.9	2-6	.333	2-5	.400	2-2	1.000	0	1	1	0.1	6	0	1	1	0	0	8	0.5	
25	King, Jerramy.....	22-0	71 3.2	2-6	.333	0-3	.000	2-2	1.000	1	4	5	0.2	16	0	7	5	0	0	6	0.3	
14	Vantrimpont, Mike..	5-0	7 1.4	0-0	.000	0-0	.000	0-0	.000	0	1	1	0.2	1	0	0	0	0	0	0	0.0	
TEAM.....										54	50	104	3.1	0			1			0		
Total.....		34	6824	862-1934	.446	219-637	.344	546-812	.672	407	849	1256	36.9	550	7	455	488	72	205	2489	73.2	
Opponents.....		34	6825	892-1994	.447	216-655	.330	398-587	.678	344	812	1156	34.0	666	-	451	459	103	230	2398	70.5	

2010-2011 BIG WEST STATS

(Thru 16 Games)

Record: 14-2; Home 8-0; Away 6-2

##	Player	GP-GS	Min--Avg	---TOTAL---			---3-PTS---			----REBOUNDS----												
				FG-FGA	Pct	3FG-FGA	Pct	FT-FTA	Pct	Off	Def	Tot	Avg	PF	FO	A	TO	Blk	Stl	Pts	Avg	
22	Ware, Casper.....	16-16	572 35.8	84-183	.459	45-110	.409	92-113	.814	3	26	29	1.8	40	1	56	49	3	25	305	19.1	
21	Anderson, Larry....	16-15	544 34.0	87-158	.551	4-20	.200	65-93	.699	30	74	104	6.5	37	1	57	42	16	31	243	15.2	
20	Robinson, T.J.....	16-16	514 32.1	85-163	.521	0-5	.000	39-65	.600	43	113	156	9.8	35	0	16	29	0	8	209	13.1	
03	Plater, Greg.....	16-16	540 33.8	59-158	.373	41-120	.342	27-32	.844	14	38	52	3.3	18	0	31	24	3	16	186	11.6	
04	Phelps, Eugene.....	16-16	456 28.5	53-108	.491	1-9	.111	37-64	.578	41	80	121	7.6	36	1	28	41	15	8	144	9.0	
13	Dervisevic, Edis...	16-1	245 15.3	15-33	.455	0-7	.000	9-17	.529	8	33	41	2.6	45	1	12	14	6	4	39	2.4	
02	Wilson, Tristan....	16-0	150 9.4	13-41	.317	1-10	.100	3-10	.300	13	13	26	1.6	13	0	8	16	0	6	30	1.9	
12	Jackson, Corey.....	8-0	23 2.9	6-10	.600	4-5	.800	2-4	.500	0	2	2	0.3	2	0	2	3	0	0	18	2.3	
05	Nevens, Brandon....	11-0	68 6.2	6-11	.545	1-4	.250	2-2	1.000	5	7	12	1.1	12	0	1	1	0	0	15	1.4	
34	Richardson, Kyle...	11-0	46 4.2	2-9	.222	0-0	.000	0-2	.000	4	1	5	0.5	7	0	2	3	0	1	4	0.4	
23	Starkey, Sean.....	7-0	9 1.3	1-1	1.000	1-1	1.000	0-0	.000	0	1	1	0.1	1	0	1	0	0	0	3	0.4	
25	King, Jerramy.....	8-0	18 2.3	1-3	.333	0-2	.000	0-0	.000	0	0	0	0.0	4	0	1	2	0	0	2	0.3	
11	Chang, Lin.....	6-0	11 1.8	0-1	.000	0-1	.000	2-4	.500	0	5	5	0.8	3	0	0	2	0	1	2	0.3	
14	Vantrimpont, Mike..	2-0	3 1.5	0-0	.000	0-0	.000	0-0	.000	0	1	1	0.5	0	0	0	0	0	0	0	0.0	
TEAM.....										25	22	47	2.9	0			1			0		
Total.....		16	3199	412-879	.469	98-294	.333	278-406	.685	186	416	602	37.6	253	4	215	227	43	100	1200	75.0	
Opponents.....		16	3200	380-897	.424	96-297	.323	197-283	.696	147	351	498	31.1	315	-	181	219	43	113	1053	65.8	

Long Beach State Basketball 2011-2012

Preseason Prospectus



2010-2011 PLAYER GAME-BY-GAME STATISTICS (PTS-REBS-ASTS)

Opponent	Date	Score	02		03		04		05		11		12		13		14		20	
			WL	WILSON, TR	PLATER, GR	PHELPS, EU	NEVENS, BR	CHANG, LIN	JACKSON, C	DERVISEVI	VANTRIMPO	ROBINSON,								
SAN DIEGO STATE	11/13/10	65-81	L	6- 4- 0	10- 4- 4	9- 6- 0	DNP	DNP	DNP	DNP	0- 0- 0	DNP	19- 9- 1							
SAN FRANCISCO STATE	11/15/10	82-65	W	6- 2- 1	14- 2- 3	13- 7- 2	DNP	8- 4- 0	3- 0- 1	6- 3- 2	0- 0- 0	6- 6- 0								
vs Clemson	11/19/10	55-69	L	2- 1- 0	6- 0- 0	2- 4- 0	DNP	5- 3- 0	8- 2- 0	0- 2- 0	DNP	9- 8- 0								
vs Saint Peter's	11/20/10	68-56	W	DNP	9- 3- 2	9- 4- 1	DNP	DNP	4- 0- 0	0- 0- 2	DNP	16-10- 3								
vs Iowa	11/22/10	78-72	W	DNP	18- 2- 1	16- 6- 2	DNP	DNP	0- 0- 0	DNP	DNP	14-15- 1								
LOYOLA MARYMOUNT	11/27/10	77-80	OL	0- 0- 0	9- 2- 2	16- 7- 1	DNP	0- 0- 0	0- 0- 1	DNP	DNP	16-15- 1								
at Washington	11/30/10	75-102	L	9- 4- 1	13- 0- 2	11- 4- 3	DNP	2- 3- 0	0- 0- 0	DNP	0- 0- 0	15-10- 1								
BYU-HAWAII	12/2/10	90-83	W	7- 4- 1	22- 3- 3	13-10- 0	DNP	7- 3- 0	2- 0- 0	DNP	DNP	12-13- 2								
at Boise State	12/5/10	69-66	W	8-11- 2	21- 3- 0	13- 4- 1	DNP	0- 1- 0	0- 0- 0	DNP	DNP	11-10- 1								
at Utah State	12/7/10	53-81	L	6- 3- 0	0- 1- 3	10- 5- 1	DNP	4- 3- 0	5- 1- 0	8- 0- 0	DNP	9-11- 0								
at North Carolina	12/11/10	91-96	L	16- 7- 1	13- 3- 3	7- 6- 3	DNP	DNP	0- 0- 0	0- 3- 2	DNP	31- 7- 1								
vs Saint Mary's	12/18/10	74-82	L	14- 6- 2	12- 1- 1	17- 5- 2	DNP	DNP	DNP	2- 1- 1	DNP	19- 9- 2								
at Arizona State	12/21/10	55-72	L	3- 4- 0	15- 1- 1	8- 7- 2	DNP	0- 0- 0	2- 1- 0	3- 5- 1	DNP	12-13- 1								
at UC Santa Barbara	12/28/10	71-55	W	0- 2- 1	12- 5- 1	12- 7- 4	DNP	DNP	DNP	0- 3- 0	DNP	13- 6- 0								
at Cal Poly	12/30/10	69-53	W	5- 0- 4	12- 3- 2	3- 9- 4	0- 0- 0	0- 0- 0	0- 0- 0	8- 5- 1	DNP	22- 9- 0								
CAL STATE NORTHRIDGE	1/5/11	85-71	W	7- 4- 2	1- 4- 1	18- 9- 2	DNP	DNP	DNP	2- 3- 1	DNP	15- 8- 1								
UC IRVINE	1/8/11	86-78	W	1- 1- 0	8- 4- 1	13- 5- 1	DNP	DNP	DNP	9- 5- 1	DNP	12-14- 0								
UC DAVIS	1/12/11	60-56	W	6- 2- 0	11- 2- 1	15-15- 2	DNP	DNP	DNP	0- 0- 0	DNP	4- 9- 0								
PACIFIC	1/15/11	70-69	W	5- 1- 1	16- 6- 1	5- 5- 1	DNP	DNP	DNP	2- 0- 0	DNP	11- 5- 0								
at Cal State Fullerton	1/19/11	87-89	L	0- 3- 0	19- 2- 3	4- 5- 2	0- 0- 0	DNP	0- 0- 0	0- 2- 0	DNP	17-10- 1								
at UC Irvine	1/22/11	76-86	L	0- 1- 0	18- 1- 1	17-11- 1	2- 1- 0	DNP	DNP	2- 0- 0	DNP	13-11- 4								
at Pacific	1/26/11	67-66	W	0- 1- 0	5- 2- 5	8- 8- 0	2- 1- 0	DNP	DNP	3- 2- 2	DNP	12- 5- 0								
CAL STATE FULLERTON	1/29/11	75-60	W	0- 0- 0	6- 1- 5	12-12- 2	4- 2- 0	2- 1- 0	2- 1- 0	0- 4- 0	0- 1- 0	5- 8- 1								
at UC Davis	2/10/11	93-69	W	0- 0- 0	17- 2- 0	11- 9- 2	0- 3- 1	0- 1- 0	5- 0- 0	3- 2- 5	DNP	22-11- 0								
at Cal State Northridge	2/12/11	79-62	W	0- 1- 0	14- 6- 1	5- 6- 2	0- 2- 0	0- 1- 0	9- 0- 0	2- 2- 0	DNP	10-13- 3								
UC RIVERSIDE	2/16/11	68-55	W	4- 3- 0	8- 4- 3	9- 4- 2	0- 0- 0	0- 2- 0	0- 0- 1	3- 5- 0	DNP	8- 8- 0								
MONTANA	2/19/11	74-56	W	0- 1- 0	6- 2- 3	19- 4- 1	4- 2- 0	0- 1- 0	2- 0- 0	0- 4- 2	0- 0- 0	10-10- 1								
CAL POLY	2/24/11	61-55	W	2- 4- 0	9- 4- 1	1- 4- 1	3- 0- 0	DNP	DNP	0- 4- 1	DNP	8-10- 3								
UC SANTA BARBARA	2/26/11	71-53	W	0- 3- 0	6- 4- 2	4- 9- 1	2- 1- 0	0- 0- 0	0- 1- 1	3- 2- 1	0- 0- 0	19-19- 2								
at UC Riverside	3/2/11	82-76	W	0- 0- 0	24- 2- 3	7- 3- 1	2- 2- 0	DNP	2- 0- 0	2- 2- 0	DNP	18-10- 2								
vs UC Irvine	3/10/11	79-72	W	DNP	7- 5- 2	12- 6- 3	2- 2- 0	DNP	0- 1- 0	2- 1- 3	DNP	15- 7- 2								
vs UC Riverside	3/11/11	74-63	W	DNP	17- 3- 0	2-10- 1	4- 1- 0	DNP	1- 0- 0	0- 0- 1	DNP	13- 9- 0								
vs UC Santa Barbara	3/12/11	56-64	L	DNP	10- 0- 1	8- 9- 0	2- 4- 0	DNP	0- 0- 0	2- 2- 1	DNP	9-12- 0								
at Washington State	3/16/11	74-85	L	0- 0- 0	14- 1- 0	2- 6- 1	0- 1- 0	9- 0- 2	0- 0- 0	0- 2- 0	DNP	16-14- 0								

Opponent	Date	Score	21		22		23		25		34	
			WL	ANDERSON, WARE, CASP	STARKEY, S	KING, JERR	RICHARDSON					
SAN DIEGO STATE	11/13/10	65-81	L	6- 4- 4	15- 5- 2	DNP	DNP	DNP				
SAN FRANCISCO STATE	11/15/10	82-65	W	10- 5- 2	16- 4- 6	0- 0- 0	0- 2- 0	0- 3- 0				
vs Clemson	11/19/10	55-69	L	14- 2- 4	7- 1- 5	0- 0- 0	0- 1- 1	2- 0- 1				
vs Saint Peter's	11/20/10	68-56	W	21-10- 1	9- 4- 3	DNP	DNP	0- 3- 0				
vs Iowa	11/22/10	78-72	W	12- 7- 5	14- 4- 8	0- 0- 0	0- 0- 0	4- 5- 0				
LOYOLA MARYMOUNT	11/27/10	77-80	OL	14- 6- 5	18- 2- 6	DNP	0- 0- 0	4- 1- 1				
at Washington	11/30/10	75-102	L	5- 3- 0	18- 3- 5	0- 0- 0	0- 0- 0	2- 2- 2				
BYU-HAWAII	12/2/10	90-83	W	DNP	22- 3- 9	3- 0- 0	2- 0- 1	0- 1- 1				
at Boise State	12/5/10	69-66	W	DNP	16- 4- 6	DNP	0- 1- 0	0- 3- 1				
at Utah State	12/7/10	53-81	L	DNP	11- 3- 7	0- 0- 0	0- 1- 1	0- 2- 0				
at North Carolina	12/11/10	91-96	L	DNP	22- 4-10	DNP	0- 0- 1	2- 3- 0				
vs Saint Mary's	12/18/10	74-82	L	DNP	10- 3- 8	0- 0- 0	0- 0- 1	DNP				
at Arizona State	12/21/10	55-72	L	DNP	12- 4- 7	0- 0- 0	0- 0- 1	0- 0- 0				
at UC Santa Barbara	12/28/10	71-55	W	25- 8- 3	9- 1- 6	DNP	DNP	0- 0- 0				
at Cal Poly	12/30/10	69-53	W	11- 6- 2	8- 6- 2	0- 0- 0	0- 0- 0	0- 0- 0				
CAL STATE NORTHRIDGE	1/5/11	85-71	W	19- 6- 4	23- 2- 6	DNP	0- 0- 0	DNP				
UC IRVINE	1/8/11	86-78	W	22- 8- 6	21- 1- 6	DNP	DNP	DNP				
UC DAVIS	1/12/11	60-56	W	12- 4- 3	12- 0- 2	DNP	DNP	DNP				
PACIFIC	1/15/11	70-69	W	13-10- 5	18- 1- 5	DNP	DNP	DNP				
at Cal State Fullerton	1/19/11	87-89	L	18- 6- 6	27- 5- 4	DNP	DNP	2- 0- 0				
at UC Irvine	1/22/11	76-86	L	7- 7- 2	17- 1- 0	0- 0- 0	0- 0- 0	0- 0- 0				
at Pacific	1/26/11	67-66	W	18- 5- 3	19- 1- 5	DNP	DNP	0- 1- 1				
CAL STATE FULLERTON	1/29/11	75-60	W	20- 9- 5	21- 1- 5	3- 0- 0	0- 0- 1	0- 1- 0				
at UC Davis	2/10/11	93-69	W	12- 3- 4	23- 1- 7	0- 1- 1	0- 0- 0	0- 0- 0				
at Cal State Northridge	2/12/11	79-62	W	17- 8- 5	22- 1- 3	0- 0- 0	0- 0- 0	0- 0- 0				
UC RIVERSIDE	2/16/11	68-55	W	15-11- 3	17- 1- 1	0- 0- 0	2- 0- 0	2- 2- 0				
MONTANA	2/19/11	74-56	W	17- 4- 1	12- 1- 3	2- 0- 0	2- 0- 0	DNP				
CAL POLY	2/24/11	61-55	W	13- 4- 2	25- 2- 2	DNP	DNP	DNP				
UC SANTA BARBARA	2/26/11	71-53	W	11- 4- 3	26- 4- 1	0- 0- 0	0- 0- 0	0- 0- 1				
at UC Riverside	3/2/11	82-76	W	10- 5- 1	17- 1- 1	DNP	DNP	0- 1- 0				
vs UC Irvine	3/10/11	79-72	W	18- 3- 1	23- 3- 1	DNP	DNP	0- 1- 0				
vs UC Riverside	3/11/11	74-63	W	21- 9- 5	16- 3- 2	DNP	DNP	DNP				
vs UC Santa Barbara	3/12/11	56-64	L	11-12- 2	14- 3- 2	DNP	0- 0- 0	DNP				
at Washington State	3/16/11	74-85	L	8- 8- 5	25- 2- 4	DNP	0- 0- 0	0- 2- 0				

Long Beach State Basketball 2011-2012

Preseason Prospectus



2010-2011 GAME-BY-GAME TEAM COMPARISONS

Opponent	Date	Score	W/L	---TOTAL---		--3-PTRS--		FT-FTA	Pct	----REBOUNDS----				PF	A	TO	Blk	Stl	Pts	---Avg
				FG-FGA	Pct	3FG-FGA	Pct			Off	Def	Tot	Avg							
LONG BEACH STATE	11/13/10	65-81	L	24-64	.375	5-23	.217	12-19	.632	13	21	34	34.0	11	11	9	0	6	65	65.0
SAN DIEGO STATE	11/13/10	65-81	W	33-65	.508	9-25	.360	6-7	.857	12	32	44	44.0	16	18	12	3	6	81	81.0
LONG BEACH STATE	11/15/10	82-65	W	29-58	.500	8-16	.500	16-24	.667	15	25	40	37.0	19	17	18	3	10	82	73.5
SAN FRANCISCO STATE	11/15/10	82-65	L	22-54	.407	4-17	.235	17-23	.739	11	20	31	37.5	26	6	18	1	7	65	73.0
LONG BEACH STATE	11/19/10	55-69	L	22-51	.431	7-13	.538	4-11	.364	12	17	29	34.3	19	11	21	1	11	55	67.3
vs Clemson	11/19/10	55-69	W	24-48	.500	10-17	.588	11-16	.688	8	18	26	33.7	17	16	18	5	7	69	71.7
LONG BEACH STATE	11/20/10	68-56	W	19-40	.475	5-15	.333	25-41	.610	8	31	39	35.5	15	12	13	1	4	68	67.5
vs Saint Peter's	11/20/10	68-56	L	23-60	.383	4-18	.222	6-12	.500	7	21	28	32.2	26	13	11	3	8	56	67.8
LONG BEACH STATE	11/22/10	78-72	W	31-77	.403	6-21	.286	10-16	.625	21	25	46	37.6	16	17	16	5	6	78	69.6
vs Iowa	11/22/10	78-72	L	28-59	.475	4-15	.267	12-18	.667	8	29	37	33.2	18	10	14	4	7	72	68.6
LONG BEACH STATE	11/27/10	77-80	Lot	29-76	.382	6-24	.250	13-22	.591	20	20	40	38.0	23	17	12	1	8	77	70.8
LOYOLA MARYMOUNT	11/27/10	77-80	Wot	31-66	.470	1-11	.091	17-30	.567	21	32	53	36.5	18	7	17	8	7	80	70.5
LONG BEACH STATE	11/30/10	75-102	L	26-61	.426	8-19	.421	15-25	.600	14	16	30	36.9	14	14	18	2	7	75	71.4
at Washington	11/30/10	75-102	W	41-67	.612	14-26	.538	6-10	.600	10	26	36	36.4	22	24	15	7	10	102	75.0
LONG BEACH STATE	12/2/10	90-83	W	30-59	.508	10-24	.417	20-27	.741	9	29	38	37.0	20	17	19	3	7	90	73.8
BYU-HAWAII	12/2/10	90-83	L	31-68	.456	2-18	.111	19-26	.731	11	25	36	36.4	21	16	14	0	10	83	76.0
LONG BEACH STATE	12/5/10	69-66	W	23-51	.451	7-12	.583	16-23	.696	11	31	42	37.6	19	11	23	3	4	69	73.2
at Boise State	12/5/10	69-66	L	26-69	.377	6-25	.240	8-13	.615	14	20	34	36.1	20	11	13	6	11	66	74.9
LONG BEACH STATE	12/7/10	53-81	L	19-58	.328	5-20	.250	10-12	.833	8	23	31	36.9	9	12	8	2	2	53	71.2
at Utah State	12/7/10	53-81	W	31-63	.492	10-26	.385	9-13	.692	11	31	42	36.7	17	24	7	2	3	81	75.5
LONG BEACH STATE	12/11/10	91-96	L	37-73	.507	10-31	.323	7-13	.538	12	25	37	36.9	21	21	12	0	5	91	73.0
at North Carolina	12/11/10	91-96	W	36-64	.563	11-23	.478	13-22	.591	7	28	35	36.5	13	22	11	0	6	96	77.4
LONG BEACH STATE	12/18/10	74-82	L	29-55	.527	5-11	.455	11-15	.733	6	23	29	36.2	15	17	13	2	2	74	73.1
vs Saint Mary's	12/18/10	74-82	W	33-65	.508	7-22	.318	9-14	.643	12	24	36	36.5	17	21	10	3	1	82	77.8
LONG BEACH STATE	12/21/10	55-72	L	16-48	.333	4-18	.222	19-25	.760	8	27	35	36.2	13	13	18	1	5	55	71.7
at Arizona State	12/21/10	55-72	W	27-65	.415	8-29	.276	10-12	.833	12	29	41	36.8	18	19	10	1	10	72	77.3
LONG BEACH STATE	12/28/10	71-55	W	24-49	.490	5-13	.385	18-25	.720	9	24	33	35.9	15	15	5	7	71	71.6	
at UC Santa Barbara	12/28/10	71-55	L	18-54	.333	5-22	.227	14-19	.737	13	18	31	36.4	18	9	13	3	7	55	75.7
LONG BEACH STATE	12/30/10	69-53	W	26-49	.531	2-13	.154	15-23	.652	10	30	40	36.2	11	15	17	3	6	69	71.5
at Cal Poly	12/30/10	69-53	L	23-59	.390	4-19	.211	3-8	.375	8	17	25	35.7	16	12	10	2	10	53	74.2
LONG BEACH STATE	1/5/11	85-71	W	31-57	.544	5-15	.333	18-30	.600	16	23	39	36.4	17	17	19	3	9	85	72.3
CAL STATE NORTHRIDGE	1/5/11	85-71	L	25-57	.439	3-16	.188	18-26	.692	11	17	28	35.2	21	8	15	1	6	71	74.0
LONG BEACH STATE	1/8/11	86-78	W	29-61	.475	6-20	.300	22-33	.667	12	31	43	36.8	15	15	10	0	4	86	73.1
UC IRVINE	1/8/11	86-78	L	27-62	.435	8-19	.421	16-22	.727	7	29	36	35.2	23	12	11	4	2	78	74.2
LONG BEACH STATE	1/12/11	60-56	W	22-49	.449	3-15	.200	13-19	.684	12	26	38	36.8	8	8	21	2	9	60	72.4
UC DAVIS	1/12/11	60-56	L	23-56	.411	7-24	.292	3-4	.750	7	18	25	34.7	20	10	18	3	12	56	73.2
LONG BEACH STATE	1/15/11	70-69	W	24-51	.471	8-21	.381	14-21	.667	9	20	29	36.4	15	13	10	2	6	70	72.3
PACIFIC	1/15/11	70-69	L	26-53	.491	8-20	.400	9-13	.692	11	20	31	34.5	17	12	13	1	4	69	73.0
LONG BEACH STATE	1/19/11	87-89	L	32-64	.500	9-22	.409	14-19	.737	12	22	34	36.3	22	16	16	1	1	87	73.0
at Cal State Fullerton	1/19/11	87-89	W	31-59	.525	4-11	.364	23-33	.697	12	24	36	34.5	20	12	11	2	9	89	73.8
LONG BEACH STATE	1/22/11	76-86	L	28-69	.406	4-23	.174	16-21	.762	15	20	35	36.2	24	8	13	1	1	76	73.1
at UC Irvine	1/22/11	76-86	W	25-50	.500	9-18	.500	27-29	.931	4	30	34	34.5	24	18	16	7	5	86	74.4
LONG BEACH STATE	1/26/11	67-66	W	27-56	.482	3-12	.250	10-16	.625	10	20	30	36.0	17	16	12	5	8	67	72.9
at Pacific	1/26/11	67-66	L	25-49	.510	6-21	.286	10-18	.556	9	23	32	34.4	14	13	15	1	6	66	74.0
LONG BEACH STATE	1/29/11	75-60	W	25-57	.439	7-24	.292	18-25	.720	12	32	44	36.3	12	19	12	4	11	75	73.0
CAL STATE FULLERTON	1/29/11	75-60	L	24-63	.381	5-17	.294	7-11	.636	11	24	35	34.4	19	8	15	2	7	60	73.4
LONG BEACH STATE	2/10/11	93-69	W	31-48	.646	9-16	.563	22-33	.667	7	27	34	36.2	15	20	13	0	7	93	73.8
at UC Davis	2/10/11	93-69	L	22-51	.431	8-23	.348	17-21	.810	4	17	21	33.9	22	11	12	1	6	69	73.2
LONG BEACH STATE	2/12/11	79-62	W	23-50	.460	9-21	.429	24-39	.615	13	30	43	36.5	23	14	16	3	5	79	74.0
at Cal State Northridge	2/12/11	79-62	L	20-55	.364	5-20	.250	17-30	.567	11	20	31	33.8	26	10	12	3	8	62	72.8
LONG BEACH STATE	2/16/11	68-55	W	22-57	.386	6-20	.300	18-26	.692	12	33	45	36.8	15	10	13	3	7	68	73.8
UC RIVERSIDE	2/16/11	68-55	L	22-60	.367	7-16	.438	4-11	.364	10	27	37	33.9	16	8	14	5	8	55	72.1
LONG BEACH STATE	2/19/11	74-56	W	28-52	.538	5-14	.357	13-17	.765	8	25	33	36.7	15	11	9	0	5	74	73.8
MONTANA	2/19/11	74-56	L	21-55	.382	4-18	.222	10-17	.588	12	19	31	33.8	16	11	10	1	8	56	71.5
LONG BEACH STATE	2/24/11	61-55	W	23-54	.426	8-20	.400	7-14	.500	11	23	34	36.6	12	10	15	6	11	61	73.3
CAL POLY	2/24/11	61-55	L	19-52	.365	8-23	.348	9-10	.900	11	23	34	33.8	16	12	19	0	6	55	70.9
LONG BEACH STATE	2/26/11	71-53	W	22-55	.400	6-19	.316	21-28	.750	15	34	49	37.0	14	11	16	2	6	71	73.2
UC SANTA BARBARA	2/26/11	71-53	L	22-61	.361	4-16	.250	5-8	.625	7	22	29	33.6	22	9	14	1	12	53	70.3
LONG BEACH STATE	3/2/11	82-76	W	23-53	.434	8-20	.400	28-34	.824	11	21	32	36.8	18	8	9	3	2	82	73.5
at UC Riverside	3/2/11	82-76	L	28-56	.500	5-12	.417	15-20	.750	11	22	33	33.6	21	17	11	7	5	76	70.5
LONG BEACH STATE	3/10/11	79-72	W	23-49	.469	8-18	.444	25-33	.758	6	24	30	36.6	15	12	12				

Long Beach State Basketball 2011-2012 Preseason Prospectus



FINAL 2010-2011 RESULTS

Record: 22-12 (14-2 Big West); Home 11-2 (8-0 Big West); Away 7-7 (6-2 Big West); Neutral 4-3

DATE	TIME	OPPONENT	SCORE	ATTEND	HIGH POINTS	HIGH REBOUNDS
11/13/10	4:05 pm	SAN DIEGO STATE	65-81 L	5143	(19)Robinson, T.J.	(9)Robinson, T.J.
11/15/10	7:05 pm	SAN FRANCISCO STATE	W 82-65	2021	(16)Ware, Casper	(7)Phelps, Eugene
11/19/10	4:30 pm	vs Clemson	55-69 L	1981	(14)Anderson, Larry	(8)Robinson, T.J.
11/20/10	4:30 pm	vs Saint Peter's	W 68-56	500	(21)Anderson, Larry	(10)Robinson, T.J. (10)Anderson, Larry
11/22/10	4:30 pm	vs Iowa	W 78-72	875	(18)Plater, Greg	(15)Robinson, T.J.
11/27/10	7:05 pm	LOYOLA MARYMOUNT	77-80 Lot	2068	(18)Ware, Casper	(15)Robinson, T.J.
11/30/10	8:00 pm	at Washington	75-102 L	9223	(18)Ware, Casper	(10)Robinson, T.J.
12/2/10	7:05 pm	BYU-HAWAII	W 90-83	2175	(22)Plater, Greg (22)Ware, Casper	(13)Robinson, T.J.
12/5/10	2:05 pm	at Boise State	W 69-66	4547	(21)Plater, Greg	(11)Wilson, Tristan
12/7/10	7:05 pm	at Utah State	53-81 L	7565	(11)Ware, Casper	(11)Robinson, T.J.
12/11/10	7:00 pm	at North Carolina	91-96 L	16571	(31)Robinson, T.J.	(7)Robinson, T.J. (7)Wilson, Tristan
12/18/10	11:45 am	vs Saint Mary's	74-82 L	3506	(19)Robinson, T.J.	(9)Robinson, T.J.
12/21/10	5:08 pm	at Arizona State	55-72 L	6214	(15)Plater, Greg	(13)Robinson, T.J.
12/28/10	8:00 pm	* at UC Santa Barbara	W 71-55	3117	(25)Anderson, Larry	(8)Anderson, Larry
12/30/10	7:15 pm	* at Cal Poly	W 69-53	2631	(22)Robinson, T.J.	(9)Phelps, Eugene (9)Robinson, T.J.
1/5/11	7:05 pm	* CAL STATE NORTHRIDGE	W 85-71	1956	(23)Ware, Casper	(9)Phelps, Eugene
1/8/11	4:05 pm	* UC IRVINE	W 86-78	2299	(22)Anderson, Larry	(14)Robinson, T.J.
1/12/11	8:05 pm	* UC DAVIS	W 60-56	2633	(15)Phelps, Eugene	(15)Phelps, Eugene
1/15/11	8:04 pm	* PACIFIC	W 70-69	4732	(18)Ware, Casper	(10)Anderson, Larry
1/19/11	7:05 pm	* at Cal State Fullerton	87-89 L	2733	(27)Ware, Casper	(10)Robinson, T.J.
1/22/11	7:05 pm	* at UC Irvine	76-86 L	4070	(18)Plater, Greg	(11)Phelps, Eugene (11)Robinson, T.J.
1/26/11	7:00 pm	* at Pacific	W 67-66	2225	(19)Ware, Casper	(8)Phelps, Eugene
1/29/11	7:34 pm	* CAL STATE FULLERTON	W 75-60	5040	(21)Ware, Casper	(12)Phelps, Eugene
2/10/11	7 pm	* at UC Davis	W 93-69	1108	(23)Ware, Casper	(11)Robinson, T.J.
2/12/11	7:05 pm	* at Cal State Northridge	W 79-62	1765	(22)Ware, Casper	(13)Robinson, T.J.
2/16/11	7:05 pm	* UC RIVERSIDE	W 68-55	2361	(17)Ware, Casper	(11)Anderson, Larry
2/19/11	8:05 pm	MONTANA	W 74-56	3368	(19)Phelps, Eugene	(10)Robinson, T.J.
2/24/11	7:05 pm	* CAL POLY	W 61-55	3352	(25)Ware, Casper	(10)Robinson, T.J.
2/26/11	5:02 pm	* UC SANTA BARBARA	W 71-53	4049	(26)Ware, Casper	(19)Robinson, T.J.
3/2/11	8:00 pm	* at UC Riverside	W 82-76	941	(24)Plater, Greg	(10)Robinson, T.J.
3/10/11	12:00 pm	vs UC Irvine	W 79-72	3396	(23)Ware, Casper	(7)Robinson, T.J.
3/11/11	6:30 pm	vs UC Riverside	W 74-63	4559	(21)Anderson, Larry	(10)Phelps, Eugene
3/12/11	5:00 pm	vs UC Santa Barbara	56-64 L	5341	(14)Ware, Casper	(12)Anderson, Larry (12)Robinson, T.J.
3/16/11	7:05 pm	% at Washington State	74-85 L	4213	(25)Ware, Casper	(14)Robinson, T.J.

* = Conference game

% = National Invitation Tournament (NIT)

ATTENDANCE SUMMARY	GAMES	TOTALS	AVG/GAME
HOME.....	13	41197	3169
AWAY.....	14	66923	4780
NEUTRAL.....	7	20158	2880
TOTAL.....	34	128278	3773



LONG BEACH STATE IN NATIONAL POSTSEASON ACTION

The Long Beach State men's basketball program has advanced to postseason play 14 times since 1970, including eight trips to the NCAA Tournament. The 49ers have compiled a 7-9 record playing in the NCAA Tournament, while going 2-6 in National Invitation Tournament (NIT) action.

The Beach put together five tournament appearances in eight years in the 1970s, including four straight from 1970-1973. LBSU advanced to a pair of West Regional finals losing to eventual national-champion UCLA both times, 57-55 in 1971 and 73-57 in 1972.

Long Beach State won at least one NCAA Tournament game in each of those four years (1970-73) with a 92-73 win over Weber State in the first round in 1970 in Provo, Utah; a 77-66 win over Weber State in the first round and a 78-65 win over Pacific in the regional semifinals in 1971 in Logan, Utah; a 95-90 overtime win over BYU in the first round and a 75-55 win over San Francisco in the regional semis in 1972 in Pocatello, Idaho; and a 88-75 win over Weber State in the first round and a 84-80 win over Arizona State in the consolation game in 1973 in Logan, Utah.

Long Beach State returned to the NCAA Tournament four years later losing to Idaho State, 83-72, in the first round of the West Regionals in Pocatello, Idaho.

The 49ers snapped a 15-year NCAA Tournament drought in 1993 when they advanced to the Western Regional in Salt Lake City, Utah, losing to Illinois in the first round, 75-72. LBSU returned to the tournament two years later, in 1995, losing 76-64 in the first round in Boise, Idaho. The Beach's last trip to the NCAA Tournament came in 2007 when the 49ers lost to Tennessee, 121-86, in the first round of the South Regional in Columbus, Ohio.

Long Beach State has made six trips to the NIT, the first in 1980 and the latest coming last season. The 49ers advanced to the second round of the tournament twice winning first round games against Pepperdine, 104-87, in Anaheim, Calif., in 1980, and against Arizona State, 86-71, in Tempe, Ariz., in 1990.

In 1980, the 49ers were eliminated in the second round losing at UNLV, 90-81. The Beach was knocked out in the second round of the 1990 tournament losing 84-79 at Hawaii.

LBSU made its second trip to the NIT in 1988 losing at Stanford 80-77. After the 1990 tournament, the 49ers qualified for the NIT again in 1992 losing 73-61 at TCU, in 2000 losing 70-66 at California, and in 2011 losing 85-74 at Washington State.

NCAA NATIONAL TOURNAMENT HISTORY

2007-First Round-South Regional
Tennessee 121, Long Beach State 86

1995-First Round-West Regional
Utah 76, Long Beach State 64

1993-First Round-West Regional
Illinois 75, Long Beach State 72

1977-First Round-West Regional
Idaho State 83, Long Beach State 72

1973-Consolation-West Regional
Long Beach State 84, Arizona State 80

1973-Regional Semifinals-West Regional
San Francisco 77, Long Beach State 67

1973-First Round-West Regional
Long Beach State 88, Weber State 75

1972-Regional Final-West Regional
UCLA 73, Long Beach State 57

1972-Regional Semifinals-West Regional
Long Beach State 75, San Francisco 55

1972-First Round-West Regional
Long Beach State 95, BYU 90 (OT)

1971-Regional Final-West Regional
UCLA 57, Long Beach State 55

1971-Regional Semifinal-West Regional
Long Beach State 78, Pacific 65

1971-First Round-West Regional
Long Beach State 77, Weber State 66

1970-Consolation-West Regional
Santa Clara 89, Long Beach State 86

1970-Regional Semifinals-West Regional
UCLA 88, Long Beach State 65

1970-First Round-West Regional
Long Beach State 92, Weber State 73

NIT POSTSEASON TOURNAMENT HISTORY

2011-First Round:
Washington State 85, Long Beach State 74

2000-First Round:
California 70, Long Beach State 66

1992-First Round:
TCU 72, Long Beach State 61

1990-Second Round:
Hawaii 84, Long Beach State 79

1990-First Round:
Long Beach State 86, Arizona State 71

1988-First Round:
Stanford 80, Long Beach State 77

1980-Second Round:
UNLV 90, Long Beach State 79

1980-First Round:
Long Beach State 104, Pepperdine 87