

**Long Beach State
Record Book**

Long Beach State Men's Basketball All-Time Performances

INDIVIDUAL RECORDS

Highest Scoring Average:

Career: 21.4 - Ed Ratleff, 1970-73
Season: 23.5 - James Cotton, 1996-97

Most Field Goals Made:

Career: 814 - Michael Wiley, 1977-80
Season: 295 - Michael Wiley, 1979-80
Game: 20 - Ed Ratleff vs. Saint Mary's (12/10/70)

Most Field Goals Attempted:

Career: 1,695 - Lucious Harris, 1989-93
Season: 507 - Michael Wiley, 1979-80
Game: 39 - Ed Ratleff vs. Saint Mary's (12/10/70)

Most Points Scored:

Career: 2,312 - Lucious Harris, 1989-93
Season: 739 - Lucious Harris, 1992-93
Game: 45 - Ed Ratleff vs. Saint Mary's (12/10/70)

Highest Field Goal Percentage:

Career: .570 - Michael Wiley (814-1427), 1977-80
Season: .695 - Mike Atkinson (141-203), 1993-94
Game: 1.000 - Mate Milisa (13-13) vs.
CS Monterey Bay (12/22/99)

Most Free Throws Made:

Career: 549 - Lucious Harris, 1989-93
Season: 179 - James Cotton, 1996-97
Game: 17 - John Barnicoat vs. USD (1/18/64)
17 - John Johnson vs. San Diego (12/12/64)

Most Free Throws Attempted:

Career: 755 - Lucious Harris, 1989-93
Season: 216 - T.J. Robinson, 2009-10
Game: 24 - Carl Washington vs. UCSB (12/19/64)

Highest Free Throw Percentage:

Career: .847 - John Chambers (149-176), 1964-66
Season: .860 - John Chambers (130-151), 1965-66
Game: 1.000 - James Cotton (13-13) vs.
Bethune-Cookman (12/30/96)

Most Rebounds:

Career: 896 - Francois Wise, 1977-80
Season: 358 - Dave Jones, 1960-61
Game: 38 - Dave Jones vs. CS Los Angeles
(1/28/61)

Highest Rebound Average:

Career: 12.2 - Dave Jones, 1960-62
Season: 13.8 - Dave Jones, 1960-61

Most Assists:

Career: 507 - Billy Walker, 1984-88
Season: 189 - Ed Ratleff, 1971-72
Game: 15 - Rick Aberegg, vs. N. Illinois (1/26/74)

Most 3-Point Field Goals Made:

Career: 252 - Jibril Hodges, 2002-06
Season: 87 - Jibril Hodges, 2005-06
Game: 8 (8-14) - Stephan Gilling vs. CS Monterey
Bay (12/12/09)
8 (8-11) - Tony Darden vs. Pepperdine
(12/2/02)
8 (8-11) - Morlon Wiley vs. UC Santa Barbara
(2/5/87)

Most 3-Point Field Goals Attempted:

Career: 680 - Jibril Hodges, 2002-06
Season: 233 - Jibril Hodges, 2005-06
Game: 14 (8-14) - Stephan Gilling vs. CS Monterey
Bay (12/12/09)
14 (6-14) - Stephan Gilling at Green Bay
(11/21/09)
14 (5-14) - Aaron Nixon at UC Irvine
(1/25/07)
14 (5-14) - Morlon Wiley at Fresno State
(2/14/87)

Highest 3-Point Field Goal Percentage:

Career: .449 (62-138) - Chris Tower, 1990-93
Season: .491 (26-53) - Chris Jenkins, 2001-02

Most Steals:

Career: 200 - Lucious Harris, 1989-93
Season: 101 - Rasul Salahuddin, 1995-96
Game: 10 - Antrone Lee at UC Irvine (2/19/98)

Most Blocks:

Career: 110 - Ivan Verberckt, 1982-84
Season: 59 - Terrance O'Kelley, 1993-94
Game: 7 - Terrance O'Kelley vs. Nevada (1/10/94)

TEAM RECORDS

Most Wins: 26 (1972-73)

Highest Winning Percentage: .923/24-2 (1973-74)

Most Consecutive Wins: 19 (1969-70)

Longest Home Winning Streak: 75 (1968-74)

Longest Road Winning Streak: 11 (1999-00)

Most Losses: 25 (2007-08)

Lowest Winning PCT., Season: .148/4-23 (1984-85)

Most Consecutive Losses, Season: 12 (1984-85)

Highest Season Scoring Average: 90.1 (1972-73)

Lowest Season Scoring Average: 46.6 (1950-51)

Largest Combined Score:

231 points (LBSU 117, LMU 114 - 12/13/88)

Largest Margin of Victory:

70 points (LBSU 127, CSMB 57 - 12/22/99)

Lowest Combined Score:

56 points (LBSU 30, UCI 26 - 2/25/80)

Largest Margin of Defeat:

51 points (UNLV 114, LBSU 63 - 1/19/91)

Most Points Scored:

Game: 127 vs. CS Monterey Bay - 12/22/99
Half: 74 vs. CS Monterey Bay - 12/22/99
(2nd Half)
Season: 2,613 (1972-73)

Fewest Points Scored:

Game: 29 vs. UNLV - 3/8/91
Half: 8 vs. UNLV - 3/8/91
Season: 792 (1950-51)

Most Points Allowed:

Game: 123 by CS Los Angeles - 2/22/64
Season: 2,408 (2006-07)

Fewest Points Allowed:

Game: 26 by UC Irvine - 2/24/80
Season: 1,118 (1950-51)

Most Field Goals Made:

Game: 56 (56-70) vs. CS Monterey Bay - 12/22/99
Season: 1,101 (1,101-2,328) (1972-73)

Most Field Goals Attempted

Game: 115 (53-115) vs. NW Missouri St. - 12/16/69
Season: 2,328 (1,101-2,328) (1972-73)

Most Consecutive Field Goals Made:

Game: 31 vs. CS Monterey Bay - 12/22/99 (2nd H)

Highest Field Goal Percentage:

Game: .800 (56-70) vs. CS Monterey Bay - 12/22/99
Season: .531 (1,062-2,000) (1979-80)

Most Free Throws Made:

Game: 44 (44-56) vs. UC Irvine - 1/27/94
Season: 630 (630-876) (1964-65)

Most Free Throws Attempted:

Game: 56 (44-56) vs. UC Irvine - 1/27/94
Season: 900 (612-900) (1965-66)

Fewest Free Throws Attempted:

Game: 0 (0-0) at Pacific - 2/13/86

Highest Free Throw Percentage (Minimum 15 atts):

Game: 1.000 (20-20) at Montana - 12/21/96
1.000 (17-17) at USC - 12/11/76
Season: .719 (630-876) (1964-65)

Most Rebounds:

Game: 72 vs. Loyola Marymount - 12/23/72
Season: 1,610 (1972-73)

Highest Season Rebound Average:

Season: 55.5 (1972-73)

Most 3-Point Shots Made:

Game: 17 vs. UC Santa Barbara (17-33) - 1/4/07
17 vs. UC Irvine (17-34) - 3/10/06
Season: 273 (273-728) (2006-07)

Most 3-Point Shots Attempted:

Game: 35 (9-35) at Idaho - 12/9/00
Season: 728 (273-728) (2006-07)

Highest 3-Point Percentage (Minimum 10 atts):

Game: .625 (10-16) at Stanford -12/15/01
.625 (10-16) vs. New Mexico State - 1/9/93
Season: .394 (155-393) (1986-87)

Most Assists (1975-76 to Present):

Game: 35 vs. CS Monterey Bay - 12/22/99
Season: 548 (1992-93)

Single Game Bests

TOP SCORING GAMES (30 or more points)

- 45 Ed Ratleff vs. Saint Mary's (12/10/70)
- 43 Ed Ratleff vs. Pacific (1/30/72)
43 Dick Nelson vs. Cal Poly (1/14/67)
- 42 John Rambo vs. San Diego (1/16/65)
42 John Rambo vs. San Diego (2/29/64)
- 39 Ed Ratleff vs. CS Los Angeles (2/23/73)
- 38 Bill Florentine vs. San Fernando State (2/6/62)
- 37 John Hatten vs. UC Irvine (1/28/89)
37 Morlon Wiley vs. Utah State (2/27/86)
37 John Rambo vs. CS Los Angeles (1/25/64)
- 36 Mate Milisa vs. Idaho (3/9/00)
36 Ramel Lloyd vs. Kansas State (12/12/98)
36 Andrew Betts vs. North Texas (1/19/98)
36 Lucious Harris vs. UNLV (3/13/93)
36 Bill Florentine vs. CS Los Angeles (1/28/61)
36 Dave Jones vs. CS Los Angeles (2/25/61)
- 35 Aaron Nixon vs. UC Santa Barbara (1/4/07)
35 Lucious Harris vs. Azusa Pacific (12/27/91)
35 Don Ludwig vs. CS Los Angeles (2/24/67)
- 34 Ramel Lloyd vs. Boise State (3/8/01)
34 Lucious Harris vs. Nevada (1/14/93)
34 Donnie Martin vs. Weber State (11/29/77)
34 Carlos Mina vs. Colorado (12/5/74)
34 Ed Ratleff vs. BYU (12/30/72)
34 Ed Ratleff vs. Fresno State (1/8/72)
34 George Trapp vs. San Jose State (1/30/71)
34 George Trapp vs. CS Los Angeles (1/13/71)
- 33 Donovan Morris vs. UC Santa Barbara (3/8/08)
33 Aaron Nixon at UC Davis (2/25/06)
33 Bryon Russell vs. UNLV (1/7/93)
33 Morlon Wiley vs. San Jose State (1/9/88)
33 Michael Wiley vs. Pacific (1/31/80)
33 Michael Wiley vs. Baylor (12/22/79)
33 Leonard Gray vs. San Jose State (2/25/78)
33 Ed Ratleff vs. UNLV (12/4/71)
33 Ed Ratleff vs. Loyola (Ill) (12/15/70)
33 Ron Stewart vs. CS Los Angeles (2/13/60)
- 32 Donovan Morris at CS Bakersfield (2/16/08)
32 Donovan Morris vs. Pacific (1/10/08)
32 Aaron Nixon at Pacific (2/26/07)
32 Ramel Lloyd vs. Idaho (1/2/99)
32 Ramel Lloyd vs. North Texas (1/16/99)
32 Bryon Russell vs. CS Fullerton (2/20/92)
32 Lucious Harris vs. North Texas (11/24/90)
32 Morlon Wiley vs. UC Irvine (2/27/88)
32 Morlon Wiley vs. UC Santa Barbara (2/5/87)
32 Michael Wiley vs. Utah State (1/19/80)
32 Francois Wise vs. Utah State (1/19/80)
32 Richard Johnson vs. Oral Roberts (12/74)
32 Ed Ratleff vs. Fresno State (1/9/73)
32 Bill Baron vs. Lockyer AAU (12/7/56)
32 Mel Sothan vs. Pasadena (1952-53)
- 31 Donovan Morris vs. CS Fullerton (1/31/08)
31 Aaron Nixon vs. CS Fullerton (3/9/06)
31 Travis Reed at UC Riverside (2/2/02)
31 D'Cean Bryant vs. CS Fullerton (2/21/98)
31 Andrew Betts vs. USC (12/27/97)
31 James Cotton vs. UC Santa Barbara (2/15/97)
31 James Cotton vs. Cal Poly (1/25/97)
31 Lucious Harris vs. Howard (12/23/92)
31 Lucious Harris vs. New Mexico State (1/31/93)
31 Craig Hodges vs. Utah State (2/19/82)
31 Ed Ratleff vs. Weber State (3/13/71)
31 John Rambo vs. Fresno State (2/19/65)
- 30 Donovan Morris vs. New Mexico State (11/30/08)
30 Donovan Morris at Pacific (2/9/08)
30 Tony Darden vs. Pacific (2/19/03)

- 30 Travis Reed at CS Fullerton (1/31/02)
- 30 Ramel Lloyd at Cal Poly (2/8/01)
- 30 Mate Milisa vs. Loyola Marymount (12/18/99)
- 30 James Cotton vs. USC (11/30/96)
- 30 James Cotton vs. San Jose State (1/25/96)
- 30 Lucious Harris vs. Tulsa (12/4/92)
- 30 Lucious Harris vs. New Mexico St. (3/10/90)
- 30 Morlon Wiley vs. UNLV (1/4/88)
- 30 Morlon Wiley vs. Ohio State (12/26/87)
- 30 Dino Gregory vs. USC (2/12/81)
- 30 Richard Johnson vs. San Diego State (1/29/77)
- 30 Ed Ratleff vs. Pacific (1/7/73)
- 30 Ed Ratleff vs. UC Riverside (12/21/71)
- 30 George Trapp vs. UC Santa Barbara (2/20/70)
- 30 George Trapp vs. San Jose State (2/13/70)
- 30 John Rambo vs. San Fernando State (2/27/65)

TOP REBOUNDING GAMES

- 38 Dave Jones vs. CS Los Angeles, 1/28/61
- 28 Dick Dickinson vs. CS Los Angeles, 2/18/58
- 22 Michael Zeno vs. Loyola Marymount, 1/3/83
- 20 Nate Stephens vs. UC Riverside, 12/21/71
20 Ed Tucker vs. CS Fullerton, 1/8/66
- 19 Mark Dawson vs. UC Riverside, 3/2/06
19 Travon Free at UC Santa Barbara, 12/28/04
19 Larry Gray at BYU, 11/28/77
19 John Johnson at Cal Poly SLO, 1/16/65
- 18 T.J. Robinson at Loyola Marymount, 12/21/09**
18 Eugene Phelps at Notre Dame, 11/19/09
18 Kevin Cutler at CS Fullerton, 1/17/91
18 Michael Zeno vs. San Jose State, 2/19/83
18 Dino Gregory vs. Pacific, 2/19/81
18 Francois Wise at Pepperdine, 3/4/80
18 Francois Wise vs. Kansas State, 12/23/78
18 Clifton Pondexter vs. Puget Sound, 12/1/73
18 George Trapp at CS Los Angeles, 2/19/71
18 Sam Robinson vs. Oklahoma City, 1/3/70
18 John Rambo at CS Los Angeles, 2/22/64
18 John Rambo vs. San Fernando State, 1/24/64

TOP ASSIST GAMES (1969-70 to present)

- 15 Rick Aberegg vs. Northern Illinois, 1/26/74
- 12 Tyrone Mitchell vs. CS Fullerton, 1/18/90
12 Billy Walker at Hawaii, 12/3/85
12 Billy Walker at CS Fullerton, 2/28/87
12 Leonard Gray at Colorado, 12/11/72
12 Ed Ratleff vs. Temple, 1/4/71
- 11 Tyrone Mitchell vs. New Mexico St., 1/15/90
11 Ricky Smith vs. Pacific, 2/17/83
11 David Johnson vs. Vanderbilt, 12/4/81
11 Craig Hodges at Pepperdine, 3/4/80
11 Dale Dillon vs. Hawaii, 2/9/76
11 Dale Dillon at San Diego State, 2/1/75
11 Rick Aberegg at San Diego State, 2/9/74
11 Rick Aberegg at UC Irvine, 1/25/74
11 Ed Ratleff vs. UC Riverside, 12/29/71
11 Ed Ratleff vs. UC Riverside, 12/21/71
- 10 On 12 occasions
(Last by Casper Ware vs. Clemson, 11/27/09)

TOP FIELD GOAL PCT. (Min. 10 Attempts) (From 1963-64 season to present)

- 1.000 (13-13), Mate Milisa vs. CS Monterey Bay, 12/22/99
- .933 (14-15), Francois Wise vs. UC Santa Barbara, 1/24/80
- .929 (13-14), Leonard Gray at Pacific, 1/10/74
- .917 (11-12), Bryon Russell vs. CS Fullerton, 2/20/92
- .900 (9-10), Vance Lawhorn vs. CS Northridge, 1/22/03
.900 (9-10), James Cotton vs. UC Irvine, 1/27/94
.900 (9-10), Lucious Harris vs. New Mexico State, 3/10/90
.900 (9-10), Rickey Williams at CS Fullerton, 1/28/78
- .889 (16-18), Donnie Martin at Weber State, 11/28/77
- .857 (12-14), Rudy Harvey vs. Loyola Marymount, 12/13/87
.857 (12-14), Lloyd McMillian vs. Illinois, 1/1/77
- .846 (11-13), Mate Milisa vs. Loyola Marymount, 12/18/99
.846 (11-13), Michael Wiley at Duke, 1/5/79
.846 (11-13), George Trapp vs. UT-Arling., 12/4/70
- .833 (10-12), Aaron Nixon vs. UC Davis, 2/24/07
.833 (10-12), Marco Fleming vs. CS Fullerton, 3/4/89
.833 (10-12), DeAnthony Langston at Pacific, 2/13/88
- .818 (9-11), Shawn Hawkins vs. UC Davis, 1/2/06
.818 (9-11), Rudy Williams vs. Cal Poly, 1/27/00
.818 (9-11), Rod Hannibal vs. Point Loma Nazarene, 12/18/92
.818 (9-11), Darryl Adams at New Mexico State, 2/11/84
.818 (9-11), Joedy Gardner at New Mexico State, 2/11/84
.818 (9-11), Craig Dykema vs. UNLV, 12/20/80
- .813 (13-16), Travis Reed at CS Fullerton, 1/31/02
.813 (9-11), Carlos Mina vs. CSLA, 1/16/75

TOP FREE THROW PCT. (Min. 10 Attempts) (From 1963-64 season to present)

- 1.000 (13-13), James Cotton vs. Bethune Cookman, 12/30/96
1.000 (12-12), Rod Hannibal vs. UC Irvine, 1/27/94
1.000 (11-11), Donovan Morris vs. Idaho State, 11/17/07
1.000 (11-11), James Cotton vs. CS Fullerton, 2/22/97
1.000 (11-11), Ed Ratleff vs. Marquette, 3/3/73
1.000 (10-10), Casper Ware at Idaho, 2/20/10
1.000 (10-10), Shawn Hawkins at Manhattan, 2/18/06
1.000 (10-10), Rudy Williams vs. Alabama State, 11/16/01
1.000 (10-10), James Cotton vs. Pacific, 3/1/97
1.000 (10-10), Chris Tower at San Jose State, 3/8/92
1.000 (10-10), Rickey Williams at Marquette, 1/18/79
1.000 (10-10), Bobby Gross at Oral Roberts, 1/9/75
1.000 (10-10), Shawn Johnson vs. CSLA, 2/21/70
1.000 (10-10), John Chambers vs. Chapman, 12/3/65

Single Season Bests

SCORING LEADERS							
PLAYER	YEAR	G	FG-FGA	3-PT FG'S	FT-FTA	PTS	AVG
1. Lucious Harris	1992-93	32	251-478	73-177	164-212	739	23.1
2. Michael Wiley	1979-80	34	295-507	0-0	107-148	697	20.5
3. Ed Ratleff	1972-73	29	275-549	0-0	110-138	660	22.8
4. Donovan Morris	2007-08	31	202-438	75-180	177-209	656	21.2
5. James Cotton	1996-97	27	196-446	63-171	179-215	634	23.5
6. Ed Ratleff	1971-72	29	250-517	0-0	121-157	621	21.4
7. Aaron Nixon	2006-07	32	198-479	81-207	124-166	601	18.8
8. Ramel Lloyd	2000-01	31	215-482	47-150	123-192	600	19.4
9. Bill Baron	1956-57	26	227	0-0	136	590	22.6
10. Morlon Wiley	1987-88	29	218-425	57-137	85-111	578	19.9
11. Lucious Harris	1991-92	30	197-418	43-117	127-173	564	18.8
12. Mate Milisa	1999-00	30	198-334	34-76	126-152	556	18.5
13. Lucious Harris	1990-91	28	181-457	50-153	140-200	552	19.7
14. George Trapp	1970-71	29	220-420	0-0	110-155	550	18.9
15. Francois Wise	1979-80	34	209-369	0-0	129-173	547	16.1
16. Ed Ratleff	1970-71	27	218-485	0-0	103-132	539	19.9
17. John Rambo	1964-65	26	183-371	0-0	163-196	529	20.3
18. Dick Nelson	1967-68	25	196-385	0-0	120-188	512	20.5
19. James Cotton	1995-96	26	153-353	66-166	136-174	508	19.4
T.J. Robinson	2009-10	33	193-371	0-0	122-216	508	15.4
21. Rickey Williams	1978-79	28	198-406	0-0	111-158	507	18.1
22. Ramel Lloyd	1998-99	28	194-429	37-113	78-138	503	18.0
23. Craig Hodges	1981-82	28	211-444	0-0	68-92	490	17.5
24. John Barnicoat	1964-65	26	183-415	0-0	115-165	481	18.5
25. Michael Wiley	1978-79	28	195-342	0-0	88-127	478	17.1

9. James Cotton	1996-97	27	446
10. Craig Hodges	1981-82	28	444
11. Donovan Morris	2007-08	31	438
12. Ramel Lloyd	1998-99	28	429
13. Morlon Wiley	1987-88	29	425
14. George Trapp	1970-71	29	420
15. Lucious Harris	1991-92	30	418
16. John Barnicoat	1964-65	26	415
17. Rickey Williams	1978-79	28	406
Sam Robinson	1968-69	24	406
19. Joedy Gardner	1983-84	28	405
20. Dino Gregory	1981-82	26	387

FIELD GOAL PCT (Min. 150 Attempts)

PLAYER	YEAR	FG-FGA	PCT
1. Mike Atkinson	1993-94	141-203	.695
2. Dominique Ricks	2006-07	96-152	.632
3. Joe McNaull	1994-95	156-248	.629
4. T.J. Robinson	2008-09	123-206	.597
5. Mate Milisa	1999-00	198-334	.593
6. Clifton Pondexter	1973-74	167-283	.590
7. Leonard Gray	1973-74	174-296	.588
8. Michael Wiley	1977-78	190-324	.586
9. Travis Reed	2001-02	177-303	.584
Craig Dykema	1979-80	90-154	.584
11. Michael Wiley	1979-80	295-507	.582
12. Michael Wiley	1978-79	195-342	.570
13. Francois Wise	1979-80	209-369	.566
14. Lloyd McMillian	1976-77	186-329	.565
Leonard Gray	1972-73	175-310	.565
16. Glenn McDonald	1973-74	155-275	.564
17. James Williams	1999-00	142-254	.562
18. Ray Reeves	1980-81	96-171	.561
19. D. Langston	1987-88	130-232	.560
20. Travis Reed	2000-01	182-327	.557

SCORING AVERAGE

PLAYER	YEAR	GM	AVG
1. James Cotton	1996-97	27	23.5
2. Lucious Harris	1992-93	32	23.1
3. Ed Ratleff	1972-73	29	22.8
4. Bill Baron	1956-57	26	22.7
5. Ed Ratleff	1971-72	29	21.4
6. Donovan Morris	2007-08	31	21.2
7. Michael Wiley	1979-80	34	20.5
Dick Nelson	1967-68	25	20.5
9. John Rambo	1964-65	26	20.3
10. Morlon Wiley	1987-88	29	19.9
Ed Ratleff	1970-71	24	19.9
12. Lucious Harris	1990-91	28	19.7
Sam Robinson	1968-69	24	19.7
14. James Cotton	1995-96	26	19.5
15. Ramel Lloyd	2000-01	31	19.4
Bill Barnicoat	1963-64	18	19.4
John Rambo	1963-64	24	19.4
18. George Trapp	1970-71	29	18.9
Bill Florentine	1961-62	26	18.9
20. Aaron Nixon	2006-07	32	18.8
Lucious Harris	1991-92	30	18.8
Sam Andersen	1962-63	18	18.8

15. Sam Robinson	1968-69	24	10.4	249
16. Michael Zeno	1982-83	29	8.6	248
17. Ed Tucker	1965-66	25	9.8	246
Bill Barnicoat	1964-65	26	9.5	246
19. Nate Stephens	1972-73	29	8.3	242
Bill Florentine	1961-62	26	9.3	242

FIELD GOALS MADE

PLAYER	YEAR	GM	FGM
1. Michael Wiley	1979-80	34	295
2. Ed Ratleff	1972-73	29	275
3. Lucious Harris	1992-93	32	251
4. Ed Ratleff	1971-72	29	250
5. Bill Baron	1956-57	26	227
6. George Trapp	1970-71	29	220
7. Morlon Wiley	1987-88	29	218
Ed Ratleff	1970-71	27	218
9. Ramel Lloyd	2000-01	31	215
10. Craig Hodges	1981-82	28	211
11. Francois Wise	1979-80	34	209
12. Donovan Morris	2007-08	31	202
13. Aaron Nixon	2006-07	32	198
Mate Milisa	1999-00	30	198
Rickey Williams	1978-79	28	198
16. Lucious Harris	1992-93	32	197
17. James Cotton	1996-97	27	196
Dick Nelson	1967-68	25	196
19. Michael Wiley	1978-79	28	195
20. Ramel Lloyd	1998-99	28	194
Sam Robinson	1968-69	24	194

ASSISTS (1969-70 to Present)

PLAYER	YEAR	GM	AVG	AS
1. Ed Ratleff	1971-72	29	6.52	189
2. Tyrone Mitchell	1989-90	32	5.75	184
3. Rick Aberegg	1973-74	26	6.27	163
4. Billy Walker	1985-86	29	5.55	161
5. Casper Ware	2009-10	33	4.82	159
6. Rasul Salahuddin	1994-95	30	5.27	158
7. Rick Aberegg	1972-73	29	5.34	155
8. Bobby Sears	1991-92	30	5.07	152
9. Billy Walker	1987-88	29	5.07	147
10. Rasul Salahuddin	1995-96	28	5.07	142
11. Kevin Houston	2006-07	32	4.34	139
12. Morlon Wiley	1986-87	28	4.79	134
13. Donnie Martin	1977-78	27	4.89	132
14. Craig Hodges	1979-80	33	3.94	130
15. Dale Dillon	1976-77	29	4.45	129
Tommie Davis	1996-97	25	5.16	129
17. Michael Darrett	2001-02	30	4.13	124
18. Casper Ware	2008-09	30	4.07	122
19. Morlon Wiley	1987-88	29	4.14	120
20. Ricky Smith	1982-83	29	4.07	118

FIELD GOALS ATTEMPTED

PLAYER	YEAR	GM	FGA
1. Ed Ratleff	1972-73	29	549
2. Ed Ratleff	1971-72	29	517
3. Michael Wiley	1979-80	34	507
4. Ed Ratleff	1970-71	27	485
5. Ramel Lloyd	2000-01	31	482
6. Aaron Nixon	2006-07	32	479
7. Lucious Harris	1992-93	32	478
8. Lucious Harris	1990-91	28	457

FREE THROWS MADE

PLAYER	YEAR	GM	FTM
1. James Cotton	1996-97	27	179
2. Donovan Morris	2007-08	31	177
3. Lucious Harris	1992-93	32	164
4. John Rambo	1964-65	26	163
5. John Rambo	1963-64	24	145
6. Lucious Harris	1990-91	28	140
7. James Cotton	1995-96	26	136

Bill Baron	1956-57	26	136	9. Rod Hannibal	1993-94	68	10. Antrone Lee	1998-99	28	1.25	35
9. John Chambers	1965-66	25	130	10. Greg Plater	2009-10	66	11. Marcus Johnson	1996-97	26	1.31	34
Ed Tucker	1965-66	25	130	James Cotton	1995-96	66	Kevin Cutler	1989-90	32	1.06	34
11. Francois Wise	1979-80	34	129	12. James Cotton	1996-97	63	Reggie Payne	1982-83	29	1.17	34
Anthony McGee	1975-76	26	129	13. Kejuan Johnson	2006-07	60	14. D. Langston	1986-87	31	1.06	32
13. Lucious Harris	1991-92	30	127	Tony Darden	2001-02	60	Rudy Williams	1999-00	30	1.07	32
14. Mate Milisa	1999-00	30	126	Ron Johnson	2001-02	60	Reggie Payne	1982-83	23	1.39	32
15. Aaron Nixon	2006-07	32	124	16. Sterling Byrd	2006-07	57	17. Mark Dawson	2006-07	29	1.07	31
16. Ramel Lloyd	2000-01	31	123	Morlon Wiley	1987-88	57	18. Terrance O'Kelley	1994-95	29	1.03	30
17. Larry Anderson	2009-10	33	122	18. Jibril Hodges	2003-04	55	D. Langston	1985-86	29	1.03	30
T.J. Robinson	2009-10	33	122	19. Rod Hannibal	1992-93	50	20. Travis Reed	2000-01	31	0.94	29
19. Ed Ratleff	1971-72	29	121	Lucious Harris	1990-91	50					
Bob Seymour	1953-54	25	121								

FREE THROWS ATTEMPTED

PLAYER	YEAR	GM	FTA
1. T.J. Robinson	2009-10	33	216
2. James Cotton	1996-97	27	215
3. Lucious Harris	1992-93	32	212
Ed Tucker	1965-66	25	212
5. Donovan Morris	2007-08	31	209
6. Bob Seymour	1953-54	25	203
7. Lucious Harris	1990-91	28	200
8. John Rambo	1964-65	26	196
9. Ramel Lloyd	2000-01	31	192
John Rambo	1963-64	24	192
11. Dick Nelson	1967-68	25	188
12. Travis Reed	2000-01	31	179
13. Anthony McGee	1975-76	26	178
14. James Cotton	1995-96	26	174
15. Larry Anderson	2009-10	33	173
Lucious Harris	1991-92	30	173
Francois Wise	1979-80	34	173
18. Lucious Harris	1989-90	32	170
John Barnicoat	1963-64	18	170
20. Aaron Nixon	2006-07	32	166

3-POINT FIELD GOALS ATTEMPTED

PLAYER	YEAR	3FGA
1. Jibril Hodges	2005-06	233
2. Stephan Gilling	2008-09	228
3. Stephan Gilling	2009-10	226
4. Aaron Nixon	2006-07	207
5. Tony Darden	2002-03	199
6. Jibril Hodges	2004-05	197
7. Ron Johnson	2001-02	186
8. Greg Plater	2009-10	183
9. Donovan Morris	2007-08	180
10. Lucious Harris	1992-93	177
11. Tony Darden	2001-02	175
12. Rod Hannibal	1993-94	172
13. James Cotton	1996-97	171
14. James Cotton	1995-96	166
15. Kejuan Johnson	2006-07	158
16. Sterling Byrd	2006-07	157
17. Lucious Harris	1990-91	153
18. Ramel Lloyd	2000-01	150
19. Jibril Hodges	2003-04	144
20. Lemi Williams	2000-01	138

STEALS (Since 1977-78 to Present)

PLAYER	YEAR	GM	AVG	ST
1. Rasul Salahuddin	1995-96	28	3.61	101
2. Morlon Wiley	1987-88	29	2.55	74
3. Casper Ware	2000-10	33	2.09	69
4. Ron Johnson	2000-01	30	2.30	69
5. Tyrone Mitchell	1989-90	32	2.06	66
6. Antrone Lee	1997-98	29	2.21	64
7. Larry Anderson	2009-10	33	1.88	62
Rasul Salahuddin	1994-95	30	2.07	62
9. Jaquain Hawkins	1995-96	27	2.22	60
10. Lucious Harris	1992-93	32	1.81	58
11. Craig Hodges	1981-82	28	2.00	56
12. Bryon Russell	1991-92	26	2.12	55
13. Brandon Titus	1996-97	27	2.00	54
Bryon Russell	1992-93	32	1.69	54
Donnie Martin	1977-78	27	2.00	54
16. Michael Darrett	2000-01	31	1.71	53
17. Ron Johnson	2001-02	30	1.70	51
18. Rudy Williams	1999-00	30	1.67	50
19. Michael Darrett	2001-02	30	1.63	49
Lucious Harris	1989-90	32	1.53	49

3-PT. FIELD GOAL PCT (Min. 50 Attempts)

PLAYER	YEAR	FT-FTA	PCT	PLAYER	YEAR	FG-FGA	FG
1. John Chambers	1965-66	130-151	.861	1. Chris Jenkins	2001-02	26-53	.491
2. Donovan Morris	2007-08	177-209	.847	2. Chris Tower	1992-93	37-80	.463
3. Donovan Morris	2008-09	92-110	.836	3. K. Johnson	2005-06	34-75	.453
4. James Cotton	1996-97	179-215	.833	4. Mate Milisa	1999-00	34-76	.447
5. John Rambo	1964-65	163-196	.832	5. Bobby Sears	1990-91	22-50	.440
6. Hank Salcido	1959-60	83-100	.830	6. Chris Tower	1991-92	22-51	.431
7. Tony Darden	2002-03	102-123	.829	7. Chris Jenkins	2004-05	27-63	.429
Mate Milisa	1999-00	126-152	.829	John Hoffman	1986-87	36-84	.429
9. Bob Gross	1974-75	111-134	.828	9. Bobby Sears	1991-92	45-107	.421
10. Chuck Terry	1971-72	103-125	.824	10. Kevin Houston	2006-07	46-110	.418
11. Chuck Terry	1970-71	83-102	.814	11. Donovan Morris	2007-08	75-180	.417
12. Ed Ratleff	1972-73	110-138	.797	12. D'Cean Bryant	1997-98	42-101	.416
13. Craig Dykema	1980-81	96-121	.793	Morlon Wiley	1987-88	57-137	.416
14. Rickey Williams	1977-78	103-130	.792	14. Lucious Harris	1992-93	73-177	.412
15. Casper Ware	2009-10	109-139	.784	15. D'Cean Bryant	1999-00	39-96	.406
16. James Cotton	1995-96	136-174	.782	16. Sterling Byrd	2005-06	20-50	.400
17. Ed Ratleff	1970-71	103-132	.780	Rod Hannibal	1992-93	50-125	.400
18. Lucious Harris	1992-93	164-212	.774	18. James Cotton	1995-96	66-166	.398
19. Rod Hannibal	1993-94	77-100	.770	Shawn Hawkins	2005-06	48-121	.397
Ed Ratleff	1971-72	121-157	.770	Tony Darden	2002-03	79-199	.397

3-POINT FIELD GOALS MADE

PLAYER	YEAR	3PT
1. Jibril Hodges	2005-06	87
2. Stephan Gilling	2009-10	83
Stephan Gilling	2008-09	83
4. Aaron Nixon	2006-07	81
5. Tony Darden	2002-03	79
6. Donovan Morris	2007-08	75
7. Jibril Hodges	2004-05	74
8. Lucious Harris	1992-93	73

BLOCKED SHOTS (1977-78 to Present)

PLAYER	YEAR	GM	AVG	BL
1. Terrance O'Kelley	1993-94	27	2.19	59
2. Dino Gregory	1980-81	23	2.43	56
3. Ivan Verberckt	1983-84	28	1.96	55
Ivan Verberckt	1982-83	29	1.90	55
5. Antrone Lee	1997-98	29	1.76	51
6. Antrone Lee	1999-00	30	1.40	42
7. Mark Dawson	2005-06	29	1.24	36
Andrew Betts	1997-98	21	1.71	36
Dino Gregory	1981-82	26	1.38	36



Ed Ratleff has three of the top 16 scoring seasons in LBSU history including the third most (660 points in 1972-73) and sixth most (634 in 1971-72). Ratleff also holds the 49ers single-season assist record with 189 assists in 1971-72.

Career Bests

Long Beach State 1,000-Point Club

PLAYER	YEARS	GAMES	FG	3FG	FT	AVG	PTS
1. Lucious Harris	1989-93	122	776	211	549	19.0	2,312
2. Michael Wiley	1976-80	120	814	0	334	16.4	1,962
3. Ed Ratleff	1970-73	82	720	0	318	21.4	1,758
4. Ramel Lloyd	1998-01	88	570	125	262	17.4	1,527
5. Craig Hodges	1978-82	115	640	0	196	12.8	1,476
6. James Cotton	1993-97	80	450	156	396	18.2	1,452
7. Morlon Wiley	1984-88	113	538	127	227	12.7	1,430
8. Francois Wise	1976-80	116	489	0	327	11.2	1,305
9. Jibril Hodges	2002-06	114	411	252	167	10.9	1,241
10. DeAnthony Langston	1984-88	115	469	1	257	10.4	1,196
11. Bill Florentine	1959-62	73	269	0	129	15.9	1,158
12. Kevin Roberts	2000-04	115	414	57	253	9.9	1,138
13. Dick Nelson	1966-69	69	421	0	223	15.4	1,063
14. Aaron Nixon	2005-07	61	350	117	210	16.8	1,027
15. Donovan Morris	2007-09	56	322	112	269	18.3	1,025
16. George Trapp	1969-71	57	407	0	191	17.6	1,005
17. Bryon Russell	1990-93	86	362	31	248	11.6	1,003

SCORING AVERAGE (Min. 50 games)

PLAYER	YEARS	GM	AVG
1. Ed Ratleff	1970-73	82	21.4
2. Lucious Harris	1989-93	122	19.0
3. Donovan Morris	2007-09	56	18.3
4. James Cotton	1993-97	80	18.2
5. George Trapp	1969-71	57	17.6
6. Ramel Lloyd	1998-01	88	17.4
7. Aaron Nixon	2005-07	61	16.8
8. Mate Milisa	1998-00	56	16.4
Michael Wiley	1976-80	120	16.4
10. Bill Florentine	1959-62	73	15.9

REBOUNDING

PLAYER	YEARS	GM	REB
1. Francois Wise	1976-80	116	896
2. Michael Wiley	1976-80	120	788
3. Bill Florentine	1959-62	50	690
4. Ed Ratleff	1970-73	82	683
5. Lynn Hodge	1961-64	*	637
6. Lucious Harris	1989-93	122	581
7. Kevin Roberts	2000-04	115	572
8. Bryon Russell	1990-93	86	567
9. Dave Jones	1960-62	*	558
10. DeAnthony Langston	1984-88	115	551

STEALS

PLAYER	YEARS	GM	ST
1. Lucious Harris	1989-93	122	200
2. Morlon Wiley	1984-88	113	187
3. Ron Johnson	1998-02	118	171
4. Rasul Salahuddin	1994-96	58	163
5. Juquin Hawkins	1992-96	88	149
6. Antrone Lee	1997-00	87	136
Billy Walker	1984-88	116	136
8. Craig Hodges	1979-82	87	135
9. Bryon Russell	1990-93	86	125
10. Kevin Houston	2003-07	119	120

ASSISTS

PLAYER	YEARS	GM	AST
1. Billy Walker	1984-88	116	507
2. Craig Hodges	1978-82	115	437
3. Morlon Wiley	1984-88	113	425
4. Kevin Houston	2003-07	119	423
5. Ed Ratleff	1970-73	82	410
6. Lucious Harris	1989-93	122	342
7. Bobby Sears	1988-92	118	325

8. Rick Aberegg	1972-74	55	318
9. Dale Dillon	1973-77	96	316
10. Rasul Salahuddin	1994-96	58	300

FIELD GOALS MADE

PLAYER	YEARS	GM	FG
1. Michael Wiley	1976-80	120	814
2. Lucious Harris	1989-93	122	776
3. Ed Ratleff	1970-73	82	720
4. Craig Hodges	1978-82	115	640
5. Ramel Lloyd	1998-01	88	570
6. Morlon Wiley	1984-88	113	538
7. Francois Wise	1976-80	116	489
8. DeAnthony Langston	1984-88	115	469
9. James Cotton	1993-97	80	450
10. Dick Nelson	1966-69	69	421

FIELD GOAL PCT (Min. 500 Attempts)

PLAYER	YEARS	FG-FGA	AVG
1. Michael Wiley	1976-80	814-1427	.5704
2. Travis Reed	2000-02	359-630	.5698
3. Mate Milisa	1998-00	330-598	.552
4. George Trapp	1969-71	407-775	.525
5. Francois Wise	1976-80	489-940	.520
6. Bryon Russell	1990-93	362-705	.513
7. Dick Nelson	1966-69	421-846	.498
8. Craig Hodges	1978-82	640-1314	.487
9. Rickey Williams	1977-79	356-734	.485
10. D. Langston	1984-88	469-973	.482

FREE THROWS MADE

PLAYER	YEARS	GM	FT
1. Lucious Harris	1989-93	122	549
2. James Cotton	1993-97	80	396
3. Michael Wiley	1976-80	120	334
4. Francois Wise	1976-80	116	327
5. Ed Ratleff	1970-73	82	318
6. John Rambo	1963-65	50	308
7. Donovan Morris	2007-09	56	269
8. Ramel Lloyd	1998-01	88	262
Mike Atkinson	1992-95	108	262
10. DeAnthony Langston	1984-88	115	257

FREE THROW PCT (Min. 250 Attempts)

PLAYER	YEARS	FT-FTA	AVG
1. Donovan Morris	2007-09	269-319	.843
2. Mate Milisa	1998-00	202-250	.808
3. James Cotton	1993-97	396-495	.800
4. John Rambo	1963-65	308-388	.793
5. Morlon Wiley	1984-88	227-291	.780
6. Louis Darby	2003-07	201-261	.770
7. Rickey Williams	1977-79	214-288	.743
8. Ed Ratleff	1970-73	318-436	.730
9. Lucious Harris	1989-93	549-755	.727
10. Kevin Houston	2003-07	197-275	.716

3-POINT FIELD GOALS MADE

PLAYER	YEAR	3FG
1. Jibril Hodges	2002-06	252
2. Lucious Harris	1989-93	211
3. Stephan Gilling	2008-10	166
4. James Cotton	1993-97	156
Rod Hannibal	1991-94	156
6. Tony Darden	2001-03	139
7. <i>Greg Plater</i>	<i>2007-pr.</i>	<i>132</i>
8. Morlon Wiley	1984-88	127
9. Ramel Lloyd	1998-01	125
10. D'Cean Bryant	1996-00	121

3-POINT FIELD GOALS ATTEMPTED

PLAYER	YEAR	3FGA
1. Jibril Hodges	2002-06	680
2. Stephan Gilling	2008-10	589
3. Lucious Harris	1989-93	583
4. James Cotton	1993-97	423
5. Rod Hannibal	1991-94	384
6. Ramel Lloyd	1998-01	379
7. Tony Darden	2001-03	374
8. <i>Greg Plater</i>	<i>2007-pr.</i>	<i>369</i>
9. Aaron Nixon	2005-07	328
10. Morlon Wiley	1984-88	326

3-PT. FIELD GOAL PCT (Min. 100 Attempts)

PLAYER	YEAR	FG-FGA	AVG
1. Chris Tower	1990-93	62-138	.449
2. John Hoffman	1986-88	46-105	.438
3. Bobby Sears	1988-92	84-196	.429
4. Rod Hannibal	1991-94	156-384	.406
5. Mate Milisa	1998-00	55-136	.404
6. Kejuan Johnson	2005-07	94-233	.403
7. Morlon Wiley	1984-88	127-326	.390
8. D'Cean Bryant	1996-00	121-311	.389
9. Sterling Byrd	2005-07	77-207	.372
Tony Darden	2001-03	139-374	.372
Terrance O'Kelley	1992-95	58-156	.372

BLOCKED SHOTS (since 1979)


PLAYER	YEARS	GM	BLK
1. Antrone Lee	1997-00	87	128
2. Ivan Verberckt	1982-84	57	110
3. Terrance O'Kelley	1992-95	86	107
4. DeAnthony Langston	1984-88	115	95
5. Dino Gregory	1980-82	49	92
6. Mark Dawson	2005-07	58	67
7. Reggie Payne	1981-83	52	66
8. Kevin Cutler	1989-91	60	61
9. Marcus Johnson	1995-97	52	59
10. Kevin Tye	1979-82	88	58

YEARLY STATISTICAL LEADERS

SCORING AVERAGE			REBOUNTING AVERAGE			ASSIST AVERAGE		
YEAR	PLAYER	AVG	YEAR	PLAYER	AVG	YEAR	PLAYER	AVG
2009-10	T.J. Robinson	15.4	2009-10	T.J. Robinson	10.1	2009-10	Casper Ware	4.82
2008-09	Donovan Morris	14.8	2008-09	T.J. Robinson	6.2	2008-09	Casper Ware	4.06
2007-08	Donovan Morris	21.2	2007-08	Donovan Morris	5.2	2007-08	Maurice Clady	3.03
2006-07	Aaron Nixon	18.8	2006-07	Sterling Byrd	6.6	2006-07	Kevin Houston	4.34
2005-06	Aaron Nixon	14.7	2005-06	Shawn Hawkins	6.0	2005-06	Kevin Houston	3.27
2004-05	Jibril Hodges	12.7	2004-05	Onye Ibekwe	6.3	2004-05	Kevin Houston	3.27
2003-04	Kevin Roberts	15.7	2003-04	Kevin Roberts	6.4	2003-04	Kevin Houston	3.3
2002-03	Tony Darden	15.9	2002-03	Kevin Roberts	6.0	2002-03	Tony Darden	2.4
2001-02	Travis Reed	14.7	2001-02	Travis Reed	7.8	2001-02	Michael Darrett	4.1
2000-01	Ramel Lloyd	19.4	2000-01	Travis Reed	8.7	2000-01	Michael Darrett	3.4
1999-00	Mate Milisa	18.5	1999-00	James Williams	7.3	1999-00	Antrone Lee	2.7
1998-99	Ramel Lloyd	18.0	1998-99	Mate Milisa	5.6	1998-99	Charles O'Neal	3.0
1997-98	Andrew Betts	18.7	1997-98	Andrew Betts	10.1	1996-97	Tommie Davis	5.2
1996-97	James Cotton	23.5	1996-97	Marcus Johnson	7.3	1995-96	Rasul Salahuddin	5.1
1995-96	James Cotton	19.5	1995-96	Akeli Jackson	7.5	1994-95	Rasul Salahuddin	5.6
1994-95	Joe McNaull	12.7	1994-95	Joe McNaull	7.2	1993-94	Brian Camper	3.4
1993-94	Rod Hannibal	15.7	1993-94	Terrance O'Kelley	6.8	1992-93	Brian Camper	3.8
1992-93	Lucious Harris	23.1	1992-93	Bryon Russell	6.7	1991-92	Bobby Sears	5.1
1991-92	Lucious Harris	18.8	1991-92	Bryon Russell	7.4	1990-91	Bobby Sears	3.4
1990-91	Lucious Harris	19.7	1990-91	Kevin Cutler	7.1	1989-90	Tyrone Mitchell	5.8
1989-90	Lucious Harris	14.3	1989-90	Kevin Cutler	6.6	1988-89	Tyrone Mitchell	5.1
1988-89	John Hatten	13.8	1988-89	John Hatten	6.6	1987-88	Billy Walker	5.1
1987-88	Morlon Wiley	19.9	1987-88	Andre Purry	5.3	1986-87	Morlon Wiley	4.7
1986-87	Morlon Wiley	12.8	1986-87	John Hatten	5.7	1985-86	Billy Walker	5.6
1985-86	DeAnthony Langston	11.1	1985-86	Andre Purry	5.1	1984-85	Billy Walker	3.2
	Morlon Wiley	11.1	1984-85	Darryl Adams	6.1	1983-84	Craig Lack	3.2
1984-85	Darryl Adams	11.9	1983-84	Craig Lack	7.0	1982-83	Ricky Smith	4.1
1983-84	Joedy Gardner	15.8	1982-83	Michael Zeno	8.6	1981-82	Craig Hodges	4.0
1982-83	Joedy Gardner	15.7	1981-82	Dino Gregory	7.0	1980-81	Dave Shutts	4.1
1981-82	Dino Gregory	17.5	1980-81	Dino Gregory	7.9	1979-80	Craig Hodges	4.0
	Craig Hodges	17.5	1979-80	Francois Wise	9.5	1978-79	Craig Hodges	3.4
1980-81	Dino Gregory	16.0	1978-79	Francois Wise	10.3	1977-78	Donnie Martin	4.9
1979-80	Michael Wiley	20.5	1977-78	Francois Wise	8.8	1976-77	Dale Dillon	3.9
1978-79	Rickey Williams	18.1	1976-77	Clarence Ruffen	7.4	1975-76	N/A	N/A
1977-78	Michael Wiley	20.5	1975-76	James Dawson	7.3	1974-75	Bob Gross	4.5
1976-77	Lloyd McMillian	15.8	1974-75	Bob Gross	8.5	1973-74	Rick Aberegg	6.3
1975-76	Anthony McGee	14.8	1973-74	Clifton Pondexter	8.6	1972-73	Rick Aberegg	5.3
1974-75	Richard Johnson	17.8	1972-73	Roscoe Pondexter	9.3	1971-72	Ed Ratleff	6.5
1973-74	Cliff Pondexter	15.6	1971-72	Nate Stephens	10.3			
1972-73	Ed Ratleff	22.8	1970-71	George Trapp	11.0			
1971-72	Ed Ratleff	21.4	1969-70	Sam Robinson	7.8			
1970-71	Ed Ratleff	21.4	1968-69	Sam Robinson	10.3			
1969-70	George Trapp	16.3	1967-68	Dick Nelson	10.7			
1968-69	Sam Robinson	19.7	1966-67	Dick Nelson	8.4			
1967-68	Dick Nelson	20.4	1965-66	Ed Tucker	9.8			
1966-67	Dick Nelson	16.8	1964-65	John Rambo	12.7			
1965-66	John Chambers	17.2	1963-64	Jim Barnicoat	9.9			
1964-65	John Rambo	20.3	1962-63	Lyn Hodge	7.2			
1963-64	John Barnicoat	19.4	1961-62	Lyn Hodge	9.3			
1962-63	Stan Anderson	18.8	1960-61	Dave Jones	13.8			
1961-62	Bill Florentine	18.9	1959-60	Bill Florentine	7.8			
1960-61	Dave Jones	17.3	1958-59	Ron Showalter	5.9			
1959-60	Ron Stewart	14.2	1957-58	Frank Morandini	8.1			
1958-59	Dave Hubbard	12.1	1956-57	Bill Baron	13.6			
1957-58	Bill Baron	13.7	1955-56	N/A	N/A			
1956-57	Bill Baron	22.6	1954-55	Bob Seymour	11.2			
1955-56	Hollis Harvey	11.0						
1954-55	John Miller	14.3						
1953-54	Bob Seymour	14.9						
1952-53	Mel Sothan	12.5						
1951-52	Mel Sothan	15.6						
1950-51	Howie Lyon	12.5						

BLOCKED SHOTS		
YEAR	PLAYER	TOTAL
2009-10	Eugene Phelps	25 (0.8)
2008-09	Brian Freeman	24 (0.8)
2007-08	Brian Freeman	23 (0.74)
2006-07	Mark Dawson	31 (1.07)
2005-06	Mark Dawson	36 (1.24)
2004-05	Sam Byrd	23 (0.8)

STEALS		
YEAR	PLAYER	TOTAL
2009-10	Casper Ware	69 (2.09)
2008-09	Larry Anderson	34 (1.13)
	Casper Ware	34 (1.13)
2007-08	Donovan Morris	26 (0.84)
2006-07	Kejuan Johnson	46 (1.77)
2005-06	Kevin Houston	36 (1.2)
2004-05	Jibril Hodges	35 (1.2)
2003-04	Jibril Hodges	33 (1.2)
2002-03	Kevin Roberts	25 (0.9)
2001-02	Ron Johnson	51 (1.7)
2000-01	Ron Johnson	69 (2.30)
1999-00	James Williams	50 (1.67)
1998-99	Mate Milisa	35 (1.3)
1997-98	Antrone Lee	64 (2.2)
1996-97	Brandon Titus	54 (2.0)
1995-96	Rasul Salahuddin	101 (3.6)
1994-95	Rasul Salahuddin	62 (2.1)
1993-94	Juaquin Hawkins	41 (1.5)
1992-93	Lucious Harris	58 (1.8)
1991-92	Bryon Russell	55 (2.1)
1990-91	Lucious Harris	47 (1.7)
1989-90	Tyrone Mitchell	66 (2.1)
1988-89	Tyrone Mitchell	43 (2.0)
1987-88	Morlon Wiley	74 (2.6)
1986-87	Morlon Wiley	45 (1.7)
1985-86	Morlon Wiley	40 (1.4)
1984-85	Billy Walker	30 (1.2)
1983-84	Craig Lack	24 (1.1)
1982-83	Ricky Smith	42 (1.4)
1981-82	Craig Hodges	56 (2.0)
1980-81	David Johnson	45 (1.7)
1979-80	Craig Hodges	48 (1.5)
1978-79	Rickey Williams	45 (1.6)
1977-78	Donnie Martin	54 (2.0)
1976-77	Anthony McGee	24 (1.1)



Craig Hodges led the 49ers in scoring, assists and steals in 1981-82

YEAR-BY-YEAR STATISTICS

YEAR	G	FG	FGA	PCT	3FG	3FGA	PCT	FT	FTA	PCT	REB	AVG	A	B	S	PTS	AVG
2009-10	30	828	1912	.433	202	613	.330	486	745	.652	1176	35.6	440	89	256	2344	71.0
2008-09	30	755	1671	.452	203	616	.330	425	629	.676	1009	33.6	431	78	213	2138	71.3
2007-08	31	665	1558	.427	206	587	.351	408	549	.743	953	30.7	422	71	163	1944	62.7
2006-07	32	906	1994	.454	273	728	.375	490	698	.702	1171	36.6	454	91	237	2575	80.5
2005-06	30	876	1922	.456	256	721	.355	490	698	.702	1095	36.5	407	101	223	2498	83.3
2004-05	30	662	1599	.414	159	500	.318	337	511	.659	1008	33.6	336	90	158	1820	60.7
2003-04	27	606	1462	.415	138	424	.325	348	532	.654	874	32.4	334	76	131	1698	62.9
2002-03	27	584	1351	.432	156	472	.331	387	543	.713	820	30.4	326	73	125	1711	63.4
2001-02	30	781	1701	.459	193	570	.339	380	594	.640	1005	33.5	428	87	231	2135	71.2
2000-01	31	824	1826	.451	178	534	.333	499	796	.627	1142	36.8	421	71	256	2325	71.2
1999-00	30	884	1784	.496	187	515	.363	480	698	.688	1094	36.5	472	128	280	2435	81.2
1998-99	28	688	1570	.438	145	345	.333	344	539	.638	949	33.9	330	91	203	1865	66.6
1997-98	29	679	1611	.421	125	411	.304	367	588	.624	1043	36.0	349	140	185	1850	63.8
1996-97	27	693	1578	.439	133	395	.337	438	631	.694	967	35.8	377	94	232	1957	72.5
1995-96	28	746	1613	.462	159	465	.342	443	699	.634	1039	37.1	403	68	284	2094	74.8
1994-95	30	799	1689	.473	146	482	.303	429	684	.627	1051	35.0	506	91	246	2173	72.4
1993-94	27	753	1573	.479	165	479	.344	496	730	.679	957	35.4	422	103	223	2167	80.3
1992-93	32	883	1820	.485	200	520	.385	546	786	.695	1113	34.8	548	68	267	2512	78.5
1991-92	30	762	1644	.464	169	471	.359	569	828	.687	970	32.3	478	63	252	2262	75.4
1990-91	28	753	1802	.418	120	357	.336	473	748	.632	1119	40.0	372	71	176	2099	75.0
1989-90	32	944	2081	.454	121	370	.327	541	841	.643	1222	38.2	490	103	304	2550	79.7
1988-89	28	709	1617	.439	79	247	.320	437	652	.670	986	35.2	420	48	210	1934	69.1
1987-88	29	921	1896	.486	137	360	.381	395	592	.667	970	33.5	535	64	282	2374	81.9
1986-87	31	831	1961	.425	155	393	.394	393	596	.659	1157	37.3	495	69	174	2214	71.4
1985-86	29	753	1739	.433	29	95	.305	389	590	.658	1081	37.3	398	74	162	1923	66.3
1984-85	27	672	1627	.413	--	--	--	328	504	.651	930	34.4	378	40	189	1727	64.0
1983-84	28	733	1537	.477	--	--	--	371	554	.670	889	31.8	402	93	107	1837	65.6
1982-83	29	901	1943	.464	--	--	--	402	596	.674	1146	39.5	510	125	169	2273	78.4
1981-82	28	786	1718	.458	--	--	--	331	512	.646	972	34.7	409	101	203	1903	68.0
1980-81	28	807	1663	.485	--	--	--	337	475	.709	862	30.8	456	207	213	1951	69.7
1979-80	34	1062	2000	.531	--	--	--	475	665	.714	1126	33.1	524	42	174	2599	76.4
1978-79	28	888	1797	.494	--	--	--	407	590	.690	1034	36.9	432	71	144	2184	78.0
1977-78	29	964	1968	.490	--	--	--	477	688	.693	1199	41.3	432	178	178	2358	81.3
1976-77	29	940	1964	.479	--	--	--	414	674	.614	1277	44.0	467	61	138	2284	79.1
1975-76	26	681	1529	.445	--	--	--	359	513	.700	1001	38.5	314	35	86	1721	66.2
1974-75	26	772	1630	.474	--	--	--	413	585	.706	1086	41.8	357	--	--	1957	75.3
1973-74	26	887	1680	.528	--	--	--	310	441	.703	1013	39.0	493	--	--	2084	80.2
1972-73	29	1101	2328	.473	--	--	--	411	620	.663	1610	55.5	529	--	--	2613	90.1
1971-72	29	968	2071	.467	--	--	--	525	763	.688	1474	50.8	428	--	--	2461	84.8
1970-71	29	908	1991	.451	--	--	--	473	673	.703	1469	50.6	--	--	--	2291	79.0
1969-70	29	965	2121	.454	--	--	--	493	702	.702	1463	50.4	--	--	--	2423	83.5
1968-69	26	898	1837	.488	--	--	--	460	678	.678	1371	52.7	--	--	--	2254	85.1
1967-68	25	748	1778	.421	--	--	--	541	810	.668	1153	46.1	--	--	--	2039	81.5
1966-67	27	743	1592	.470	--	--	--	556	839	.660	1122	41.6	--	--	--	2044	75.7
1965-66	25	710	1778	.390	--	--	--	612	900	.680	976	39.0	--	--	--	2032	81.2
1964-65	26	793	1818	.440	--	--	--	630	876	.730	1094	42.1	--	--	--	2214	85.2
1963-64	24	679	1653	.410	--	--	--	560	853	.660	1211	50.4	--	--	--	1918	79.9
1962-63	25	672	1604	.420	--	--	--	479	738	.640	947	37.9	218	--	--	1823	72.3
1961-62	26	--	--	--	--	--	--	--	--	--	--	--	--	--	--	1956	75.2
1960-61	26	753	1905	.395	--	--	--	469	675	.695	1400	53.9	--	--	--	1975	75.9
1959-60	24	--	--	--	--	--	--	--	--	--	--	--	--	--	--	1822	75.9
1958-59	23	576	1548	.372	--	--	--	417	604	.690	1060	46.1	--	--	--	1571	68.3
1957-58	25	629	1663	.378	--	--	--	418	631	.662	959	38.3	--	--	--	1658	66.3
1956-57	27	--	--	--	--	--	--	--	--	--	--	--	--	--	--	1947	72.1
1955-56	24	--	--	--	--	--	--	--	--	--	--	--	--	--	--	1607	67.0
1954-55	22	432	1104	.391	--	--	--	275	432	.636	956	43.5	--	--	--	1124	70.3
1953-54	24	--	--	--	--	--	--	--	--	--	--	--	--	--	--	1671	66.8
1952-53	22	--	--	--	--	--	--	--	--	--	--	--	--	--	--	1530	69.5
1951-52	23	--	--	--	--	--	--	--	--	--	--	--	--	--	--	1525	66.3
1950-51	17	--	--	--	--	--	--	--	--	--	--	--	--	--	--	882	51.9

ALL-TIME CONFERENCE FINISHES

YEAR	W-L	PLACE	YEAR	W-L	PLACE	YEAR	W-L	PLACE
1970	10-0	First	1985	2-16	Tenth	2000	15-1	First (West)
1971	10-0	First	1986	3-15	Tenth	2001	10-6	Third
1972	10-0	First	1987	7-11	Eighth	2002	9-9	Seventh
1973	10-2	First	1988	11-7	Fourth	2003	4-14	Tenth
1974	12-0	First	1989	10-8	Fourth	2004	4-14	Tenth
1975	8-2	First	1990	12-6	Fourth	2005	7-11	Sixth (Tie)
1976	6-4	First (Tie)	1991	7-11	Sixth	2006	*2-5	Eighth
1977	9-3	First (Tie)	1992	11-7	Fourth	2007	12-2	First
1978	7-7	Fifth	1993	11-7	Fourth	2008	3-13	Eighth
1979	7-7	Fifth	1994	11-7	Second (Tie)	2009	10-6	Second (Tie)
1980	11-3	Second	1995	13-5	Second (Tie)	2010	8-8	Third (Tie)
1981	9-5	Third	1996	12-6	First	*The 2005-06 team finished in third with a 9-5 record but had seven wins vacated. -Long Beach State played in the PCAA from 1970-1988 and the Big West from 1989-Present.		
1982	7-7	Fourth	1997	9-7	Second (West)			
1983	6-10	Seventh	1998	5-11	Fifth (West)			
1984	6-12	Seventh	1999	9-7	Second (West)			

COACHING HISTORY

Coaching Record By Winning Percentage

Coach	Record	Percentage
1. Lute Olson (1973-74)	24-2	.923
2. Jerry Tarkanian (1968-73)	122-20	.859
3. Dwight Jones (1974-78)	70-40	.636
4. Seth Greenberg (1990-96)	105-70	.600
5. Joe Harrington (1987-90)	53-36	.596
6. Tex Winter (1978-83)	78-69	.531
7. Bill Patterson (1957-60)	37-33	.529
8. Wayne Morgan (1996-02)	91-84	.520
9. Randy Sandefur (1967-68)	12-13	.480
10. Dick Perry (1960-67)	82-96	.461
11. Earl Kidd (1952-57)	48-71	.403
12. Larry Reynolds (2002-06)	49-83	.371•
13. Dan Monson (2007-present)	38-56	.404
14. Herm Schwarzkopf (1950-52)	13-27	.325
15. Dave Buss (1983-84)	9-19	.321
16. Ron Palmer (1984-87)	23-64	.264


Coaching Record By Victories

Coach	Years	Percentage	Record
1. Jerry Tarkanian	5 years	.859	122-20
2. Seth Greenberg	6 years	.600	105-70
3. Wayne Morgan	6 years	.520	91-84
4. Dick Perry	7 years	.461	82-96
5. Tex Winter	5 years	.531	78-69
6. Dwight Jones	4 years	.636	70-40
7. Joe Harrington	3 years	.596	53-36
8. Earl Kidd	5 years	.403	48-71
9. Larry Reynolds	5 years	.371	49-83•
10. Dan Monson	3 years	.404	38-56
11. Bill Patterson	3 years	.529	37-33
12. Lute Olson	1 year	.923	24-2
13. Ron Palmer	3 years	.264	23-64
14. Herm Schwarzkopf	2 years	.325	13-27
15. Randy Sandefur	1 year	.480	12-13
16. Dave Buss	1 year	.321	9-19

• Record includes 14 victories vacated due to NCAA sanctions. Actual overall record was 63-83 (.432).



Jerry Tarkanian
LBSU Head Coach
1968-1973



Lute Olson
LBSU Head Coach
1973-1974



Tex Winter
LBSU Head Coach
1978-1983



Seth Greenberg
LBSU Head Coach
1990-1996



Dan Monson
LBSU Head Coach
2007-Present

YEAR-BY-YEAR RECORDS

YEAR	COACH	W-L	CONFERENCE W-L	FINISH	CONFERENCE TOURNAMENT W-L	POSTSEASON
1950-51	Herm Schwarzkopf	3-14				
1951-52	Herm Schwarzkopf	10-13				
1952-53	Earl Kidd	12-10				
1953-54	Earl Kidd	8-17				
1954-55	Earl Kidd	13-8				
1955-56	Earl Kidd	8-16				
1956-57	Earl Kidd	7-20				
1957-58	Bill Patterson	10-13				
1958-59	Bill Patterson	10-13				
1959-60	Bill Patterson	17-7				
1960-61	Dick Perry	15-11				
1961-62	Dick Perry	14-12				
1962-63	Dick Perry	10-15				
1963-64	Dick Perry	8-16				
1964-65	Dick Perry	17-9				
1965-66	Dick Perry	8-17				
1966-67	Dick Perry	10-16				
1967-68	Randy Sandefur	12-13				
1968-69	Jerry Tarkanian	23-3				
1969-70	Jerry Tarkanian	24-5	10-0	1st		NCAA, 1-2
1970-71	Jerry Tarkanian	24-5	10-0	1st		NCAA, 2-1
1971-72	Jerry Tarkanian	25-4	10-0	1st		NCAA, 2-1
1972-73	Jerry Tarkanian	26-3	10-2	1st		NCAA, 2-1
1973-74	Lute Olson	24-2	12-0	1st		
1974-75	Dwight Jones	19-7	8-2	1st		
1975-76	Dwight Jones	14-12	6-4	T1st		
1976-77	Dwight Jones	21-8	9-3	T1st	2-0	
1977-78	Dwight Jones	16-13	7-7	5th	2-1	NCAA, 0-1
1978-79	Tex Winter	16-12	7-7	T4th	1-1	
1979-80	Tex Winter	22-12	11-3	2nd	2-1	NIT, 1-1
1980-81	Tex Winter	15-13	9-5	T3rd	1-1	
1981-82	Tex Winter	12-16	7-7	T4th	1-1	
1982-83	Tex Winter	13-16	6-10	7th	1-1	
1983-84	Dave Buss	9-19	6-12	T7th	0-1	
1984-85	Ron Palmer	4-23	2-16	10th	DNQ	
1985-86	Ron Palmer	7-22	3-15	10th	DNQ	
1986-87	Ron Palmer	12-19	7-11	8th	0-1	
1987-88	Joe Harrington	17-12	11-7	4th	0-1	NIT, 0-1
1988-89	Joe Harrington	13-15	10-8	T4th	0-1	
1989-90	Joe Harrington	23-9	12-6	4th	2-1	NIT, 1-1
1990-91	Seth Greenberg	11-17	7-11	T6th	0-1	
1991-92	Seth Greenberg	18-12	11-7	T4th	1-1	NIT, 0-1
1992-93	Seth Greenberg	22-10	11-7	T4th	3-0	NCAA, 0-1
1993-94	Seth Greenberg	17-10	11-7	T2nd	0-1	
1994-95	Seth Greenberg	20-10	13-5	T2nd	3-0	NCAA, 0-1
1995-96	Seth Greenberg	17-11	12-6	1st	0-1	
1996-97	Wayne Morgan	13-14	9-7	2nd-W	0-1	
1997-98	Wayne Morgan	10-19	5-11	5th-W	0-1	
1998-99	Wayne Morgan	13-15	9-7	2nd-W	1-1	
1999-00	Wayne Morgan	24-6	15-1	1st-W	1-1	NIT, 0-1
2000-01	Wayne Morgan	18-13	10-6	3rd	0-1	
2001-02	Wayne Morgan	13-17	9-9	7th	0-1	
2002-03	Larry Reynolds	5-22	4-14	10th	DNQ	
2003-04	Larry Reynolds	6-21	4-14	10th	DNQ	
2004-05	Larry Reynolds	10-20	7-11	T6th	0-1	
2005-06	•Larry Reynolds	4-12	2-5	8th	0-1	
2006-07	Larry Reynolds	24-8	12-2	1st	2-0	NCAA, 0-1
2007-08	Dan Monson	6-25	3-13	8th	0-1	
2008-09	Dan Monson	15-15	10-6	T2nd	0-1	
2009-10	Dan Monson	17-16	8-8	T3rd	2-1	
TOTALS	15 Coaches	•839-768	335-278		25-26	NCAA: 7-9 / NIT: 2-5
		(.522)	(.546)		(.490)	

*Season includes 14 victories, seven which were conference games and two that were conference tournament games, later vacated due to NCAA sanctions. Actual on-court record was 18-12, 9-5 in league, and 2-1 in the Big West Tournament in 2005-06. Actual on-court overall won-lost record is 836-752 (.526) over 59 seasons, including 334-270 (.553) in league games and 25-25 (.500) in conference tournament action.

ALL-TIME HONORS

All-America		Second-Team All-Conference		Big West Freshman of the Year	
Aaron Nixon	2007	Casper Ware	2010	Larry Anderson	2009
Michael Wiley	1980	Kevin Houston	2007	James Cotton	1994
Francois Wise	1980	Kejuan Johnson	2006	Lucious Harris	1990
Rickey Williams	1979	Shawn Hawkins	2006		
Lloyd McMillian	1977	Kevin Roberts	2004	Big West All-Freshman Team	
Bob Gross	1975	Ramel Lloyd	2000	Larry Anderson	2009
Leonard Gray	1974	James Williams	2000	T.J. Robinson	2009
Glenn McDonald	1974	Ramel Lloyd	1999	Casper Ware	2009
Clifton Pondexter	1974	Mate Milisa	1999	Greg Plater	2008
Roscoe Pondexter	1974	Terrance O'Kelley	1995	Louis Darby	2004
Ed Ratleff (1st Team)	1973	Mike Atkinson	1994	Lucian Graham	2004
Ed Ratleff (1st Team)	1972	Bryon Russell	1992	Kevin Houston	2004
Chuck Terry	1972	Lucious Harris	1990	Jibril Hodges	2003
George Trapp	1971	John Hatten	1989	Chris Jenkins	2002
Sam Robinson	1970	Andre Purry	1988	James Cotton	1994
		Craig Dykema	1981	Mike Atkinson	1992
		Michael Wiley	1977, 1978, 1979	Lucious Harris	1990
		Richard Johnson	1977	Rudy Harvey	1987
		Larry Hudson	1976	DeAnthony Langston	1985
		Kyle Jackson	1975	Ivan Verberckt	1983
		Glenn McDonald	1974	Craig Hodges	
		Cliff Pondexter	1974		
		Rick Aberegg	1973	Long Beach State Athletic Hall of Fame	
		Eric McWilliams	1972	Inductee	Year Inducted
		Shawn Johnson	1970	Bill Baron	1988
				Bill Florentine	1989
				Leonard Gray	1995
				Bob Gross	1987
				Lucious Harris	1999
				Craig Hodges	1989
				Dave Jones	1992
				Glenn McDonald	1988
				Mike Montgomery	2002
				John Rambo	1986
				Ed Ratleff	1986
				Sam Robinson	1994
				Bryon Russell	2000
				Randy Sandefur	1999
				Jerry Tarkanian	1987
				Chuck Terry	1997
				George Trapp, Jr.	1991
				Michael Wiley	2005
				Francois Wise	2002
				Long Beach State Retired Numbers	
				#	Player
					Year Retired
				30	Lucious Harris
				32	Bryon Russell
				42	Ed Ratleff
				Long Beach State Players Currently in the Pros	
				Name:	Pro Team (League)
					LBSU
				Andrew Betts	Budivelnyk (Ukraine)
				Anthony Coleman	Akita (Japan)
				Louis Darby	Rovinari (Romania)
				Brian Freeman	Rotterdam (Holland)
				Jibril Hodges	Duesseldorf (Germany)
				Kevin Houston	Hyerres-Toulon (France)
				Kejuan Johnson	Webmoebel (Germany)
				Ron Johnson	Beer Yaakov (Isreal)
				Joe McNaull	Norrkoping (Sweden)

Long Beach State vs. All Opponents



LBSU vs.	W	L	Last Mtg.	LBSU vs.	W	L	Last Mtg.	LBSU vs.	W	L	Last Mtg.
Air Force	2	1	11/14/06	Georgia	0	1	12/2/88	Pepperdine	8	16	11/17/09
Alabama-Birmingham	0	1	12/26/88	Georgia Southern	0	1	12/7/90	Point Loma	1	0	12/18/92
Alabama State	1	0	11/16/01	Gonzaga	1	2	12/20/02	Portland	0	5	12/3/05
Alaska Anchorage	2	0	11/14/09	Green Bay	1	1	11/21/09	Portland State	2	0	12/29/76
Albany	1	0	12/29/99	Hamline	1	0	12/29/62	Puget Sound	2	0	12/1/73
American	2	0	12/30/88	Harvard	1	0	12/29/90	Purdue	1	2	12/7/96
Arizona	0	3	11/15/95	Hawaii	6	5	12/9/07	Redlands	6	12	2/5/68
Arizona State	2	2	3/16/90	Hawaii-Pacific	1	0	12/4/85	Richmond	0	1	12/4/99
Assumption	1	0	12/28/73	Hiram Scott	1	0	12/21/68	Robert Morris	1	0	12/30/891
Auburn	0	1	12/21/79	Hofstra	2	0	12/28/89	Sacramento State	5	6	12/9/06
Azusa Pacific	1	0	12/27/91	Houston	2	2	12/3/93	St. Francis (NY)	0	1	12/20/97
Baylor	2	2	12/22/79	Howard	1	0	12/23/92	St. Joseph's (IN)	1	1	1/18/69
Bethune-Cookman	1	0	12/30/96	Idaho	11	7	2/20/10	St. Joseph's (PA)	0	1	12/3/99
Biola	1	0	2/5/60	Idaho State	4	3	11/25/08	Saint Louis	0	1	12/1/07
Boise State	4	6	3/8/01	Illinois	1	2	3/18/93	Saint Mary's (CA)	2	2	1/4/97
Bowling Green	1	0	12/12/75	Illinois State	1	0	2/4/72	San Diego	10	6	12/5/92
Bradley	2	0	12/6/89	Illinois Wesleyan	1	0	12/29/84	San Diego State	22	34	11/21/03
Brooklyn College	1	0	12/28/90	Indiana	0	1	12/9/89	San Francisco	4	3	12/06/08
Brown	1	1	11/29/97	Indiana State	2	0	12/23/04	San Francisco State*	0	0	11/27/05
Bucknell	1	1	12/29/07	Iona	0	1	12/1/79	San Jose State	44	18	12/17/06
Butler	1	0	12/10/76	Iowa	0	1	12/4/93	Santa Clara	3	3	1/10/83
BYU	4	5	11/14/08	IPFW	1	0	12/29/01	Seattle Pacific	0	1	12/27/66
California	0	3	12/28/07	Jacksonville	1	0	12/20/72	SMU	1	0	12/5/76
Cal Baptist	1	0	1/10/56	Kansas	1	2	1/25/93	So. California College	1	0	12/11/92
Cal Lutheran	1	0	12/29/66	Kansas State	2	3	1/4/00	Southern Illinois	1	2	11/7/00
Cal Poly Pomona	20	17	12/8/93	Kentucky	0	1	12/23/09	Southern Utah	0	2	12/20/03
Cal Poly**	34	28	3/11/10	Lamar	2	0	11/30/79	SW Missouri State	0	2	12/9/88
CS Bakersfield	2	2	2/16/08	LaSalle	0	1	12/10/88	Stanford	0	3	12/15/01
CS Dominguez Hills	3	0	12/14/00	LaVerne	12	6	12/4/59	Stephen F. Austin	2	0	12/14/91
CS Fullerton***	55	41	2/4/10	Lehigh	1	0	12/30/97	Syracuse	0	2	12/13/08
CS Hayward	1	0	12/2/95	Long Island	2	1	12/27/75	TCU	1	4	3/19/92
CS Los Angeles	26	22	11/23/92	Louisiana-Lafayette	0	1	12/11/71	Temple	2	1	12/22/08
CS Monterey Bay	4	0	12/12/09	Loyola (Chicago)	3	1	1/8/79	Texas	3	4	12/7/09
CS Northridge**	26	20	2/6/10	Loyola Marymount*	17	6	12/21/09	Texas A&M	1	1	11/30/01
CS Stanislaus	1	0	12/3/03	Manhattan College	2	0	12/30/06	Texas-Arlington	2	0	2/6/71
Cal Tech	1	2	2/19/55	Marquette	2	4	12/28/86	Texas Pan-American	1	0	12/1/91
Canisius	1	0	12/13/73	Memphis	1	1	2/20/95	Texas State	1	0	12/20/86
Centenary	2	0	2/26/71	Mercer	1	0	12/6/96	Texas Tech	0	2	12/21/81
Central Missouri State	1	0	12/11/64	Miami (Ohio)	0	1	12/16/95	Tulane	2	0	11/26/00
Chaminade	2	0	12/7/87	Michigan State	1	3	12/30/94	Tulsa	2	4	12/4/92
Chapman	18	15	12/10/68	Minnesota	0	2	12/9/03	UC Davis*	10	2	2/25/10
Charlotte	1	4	11/19/04	Mississippi	1	1	12/11/82	UC Irvine**	49	32	1/21/10
Chicago State	1	0	11/26/90	Mississippi State	0	1	12/20/75	UCLA	1	11	11/29/09
Chico State	2	0	12/1/60	Missouri	0	1	11/30/86	UC Riverside*	23	9	3/5/10
Cincinnati	1	0	12/2/78	Montana	3	2	12/21/96	UC Santa Barbara	54	54	3/13/10
Clemson	0	1	11/27/09	Montana State	2	2	12/20/08	UMBC*	1	0	12/3/06
Colgate	0	1	12/30/03	Nebraska	0	3	1/6/96	UNLV	10	34	11/18/05
College of Notre Dame	1	0	12/3/94	Nevada	11	6	2/19/00	USC	5	7	11/24/06
Colorado	5	3	13/81	New Hampshire	1	0	12/8/89	US International	1	3	12/11/84
Colorado State	1	2	12/10/65	New Mexico	2	3	11/29/86	Utah	1	3	1/3/01
Coppin State	1	0	12/29/94	New Mexico State	18	21	11/30/08	Utah State	22	32	12/18/09
Cornell	1	0	12/30/05	Norfolk State	0	1	11/25/97	UTEP	1	1	12/10/71
Corpus Christi	1	0	12/2/71	North Carolina State	0	1	1/6/79	Valparaiso	1	1	12/15/67
Creighton	1	3	1/20/73	Northern Arizona	0	1	12/13/65	Vanderbilt	0	1	12/4/81
Denver	0	1	12/11/65	Northern Illinois	3	0	1/11/75	Virginia Commonwealth	0	1	1/23/93
Detroit Mercy	1	1	11/25/95	North Texas	6	3	1/22/00	Virginia Military Institute	1	0	12/29/77
Drexel	1	0	12/9/88	Northwestern	0	1	12/27/98	Washington	0	1	11/26/07
Duke	0	2	12/29/09	Notre Dame	0	1	11/19/09	Washington State	1	1	12/19/75
Eastern Michigan	1	0	1/5/71	NW Missouri State	1	0	12/16/69	Weber State	9	3	12/11/08
Eastern Washington	1	0	12/29/92	Occidental	3	3	12/26/68	West Virginia	0	1	11/26/09
Edinboro State	1	0	1968-69	Ohio State	0	1	12/26/87	Western Illinois	1	0	12/14/85
Evansville	1	0	12/29/73	Oklahoma City	3	1	12/29/75	Western Michigan	1	0	11/15/01
Fairleigh Dickinson	1	0	12/22/93	Oklahoma State	2	2	12/15/79	Western Washington	0	1	12/16/66
Florida A&M	1	0	11/15/97	Oral Roberts	2	1	1/9/75	Westmont	11	8	12/30/64
Florida International	0	1	11/30/97	Oregon	0	2	12/29/08	Whittier	3	4	12/2/69
Fordham	0	1	1/3/85	Oregon State	2	2	11/25/00	Wichita State	4	5	12/8/81
Fresno State	34	41	12/30/92	Pacific	51	37	3/12/10	Wisconsin	0	1	11/16/08
George Mason	1	1	12/10/96	Pasadena College	3	17	2/11/61	Wisconsin-Milwaukee	1	0	12/27/70
Georgetown	0	3	12/22/04	Penn State	1	0	12/27/85	Wyoming	1	4	1/3/98

*Each asterisk represents a vacated win in 2005-06
2010-11 opponents in **Bold**

Long Beach State All-Time Scores



F. 9	CS Fullerton	W	80-78
F. 10	CP Pomona	L	79-87
F. 16	Cal Poly*	W	97-76
F. 17	Fresno State*	W	71-67
F. 23	CS Los Angeles	L	86-96
F. 24	Valley State	L	84-88
M. 1	San Diego State*	L	72-84

+ UC Irvine Tournament, Irvine

1968-69 (23-3)

Coach: Jerry Tarkanian

N. 30	San Diego*	W	79-54
D. 6	Oral Roberts*	W	84-67
D. 7	San Diego	W	70-69
D. 10	Chapman	W	92-64
D. 12	Oklahoma City	W	92-75
D. 14	Tulsa	L	78-102
D. 17	Occidental*	W	82-63
D. 21	Hiram Scott*	W	103-84
D. 26	+Occidental	W	88-65
D. 27	+Edinboro State	W	84-58
D. 28	+UC Irvine	W	61-60
J. 3	CS Fullerton	W	79-58
J. 4	CP Pomona*	W	119-76
J. 10	Fresno State*	W	75-66
J. 11	Cal Poly*	W	87-76
J. 18	St. Joseph's*	W	88-68
J. 24	CS Los Angeles	W	85-70
J. 25	Valley State	W	87-73
F. 1	UNLV (OT)	L	86-91
F. 7	CS Fullerton*	W	74-66
F. 8	CP Pomona	W	87-70
F. 14	Fresno State	L	63-70
F. 15	Cal Poly	W	106-72
F. 21	CS Los Angeles	W	106-78
F. 22	Valley State*	W	92-76
F. 28	UNLV*	W	111-82

+ UC Irvine, Tournament, Irvine

1969-70 (24-5/10-0)

Coach: Jerry Tarkanian

D. 2	Whittier*	W	61-60
D. 5	Tulsa (OT)*	W	74-73
D. 6	Cal Poly*	W	79-55
D. 8	Valley State	W	78-65
D. 10	UNLV	L	82-86
D. 16	NW Missouri St.*	W	122-96
D. 20	Texas Tech	L	64-75
D. 22	Houston	L	69-76
D. 23	Lamar	W	92-78
D. 26	+Loyola Marymount*	W	81-65
D. 27	+Pacific*	W	94-75
J. 3	Oklahoma City*	W	112-80
J. 9	San Diego State	W	60-56
J. 10	J.F. Kennedy*	W	116-65
J. 16	UC Santa Barbara	W	73-71
J. 17	CS Los Angeles	W	83-77
J. 30	San Jose State*	W	94-55
J. 31	Fresno State*	W	81-72
F. 4	Hawaii	W	61-59
F. 6	Hawaii	W	67-63
F. 13	San Jose State	W	97-81
F. 14	Fresno State	W	69-67
F. 20	UC Santa Barbara*	W	99-98
F. 21	CS Los Angeles*	W	104-84
F. 27	San Diego State*	W	74-55
M. 3	UNLV*	W	94-90
M. 7	S Weber State	W	92-73
M. 12	SUCLA	L	65-88
M. 14	San Jose State	L	86-89

+ International City Classic, LB
% NCAA Tournament
(Provo, UT / Seattle, WA)

1970-71 (24-5/10-0)

Coach: Jerry Tarkanian

D. 1	Kansas	L	52-69
D. 4	UT-Arlington*	W	102-57
D. 8	Valley State*	W	73-56
D. 10	+Saint Mary's*	W	110-76
D. 11	+CS Los Angeles*	W	81-73
D. 15	Loyola (Ill.) (OT)	W	84-81
D. 17	UW-Milwaukee	W	77-52
D. 19	Marquette	L	66-83
D. 23	UC Riverside*	W	58-50
D. 28	+Tulsa	L	61-68
D. 29	+UNLV	L	62-68
J. 2	Colorado*	W	84-62
J. 5	East Michigan*	W	99-63
J. 8	San Diego State	W	83-73
J. 13	CS Los Angeles*	W	101-94
J. 16	UC Santa Barbara*	W	77-59
J. 29	Fresno State	W	79-66
J. 30	San Jose State	W	91-61
F. 4	Centenary	W	74-56
F. 6	Texas-Arlington	W	81-65
F. 12	Fresno State*	W	89-65
F. 13	San Jose State*	W	104-53

F. 19	CS Los Angeles	W	91-65
F. 20	UC Santa Barbara	W	73-60
F. 26	San Diego State*	W	63-61
M. 2	Centenary*	W	66-50
M. 13	S Weber State	W	77-66
M. 18	S Pacific	W	78-65
M. 20	SUCLA	L	55-57

+ International City Classic, LB
++ UNLV Tourney, Las Vegas
% NCAA Tournament
(Logan, UT / Salt Lake City, UT)

1971-72 (25-4/10-2)

Coach: Jerry Tarkanian

D. 2	Corpus Christi*	W	91-51
D. 4	UNLV*	W	83-72
D. 10	UTEP	W	74-64
D. 11	SW Louisiana	L	83-90
D. 15	Loyola Marymount*	W	73-67
D. 17	Santa Clara (ACC)	W	80-59
D. 21	UC Riverside*	W	96-59
D. 23	Valley State*	W	103-60
D. 28	CS Fullerton*	W	103-83
D. 29	UC Riverside*	W	109-85
J. 4	Temple*	W	95-82
J. 6	San Diego State	W	89-75
J. 8	Fresno State*	W	98-78
J. 13	CS Los Angeles*	W	103-83
J. 15	UC Santa Barbara*	W	75-57
J. 22	Loyola (Ill.)	W	79-58
J. 28	San Jose State	W	73-72
J. 30	Pacific	L	86-104
F. 1	UC Irvine	W	83-62
F. 4	Illinois State*	W	88-63
F. 10	Fresno State	L	69-76
F. 12	San Diego State*	W	85-68
F. 17	San Jose State*	W	88-51
F. 19	Pacific*	W	86-62
F. 25	UC Santa Barbara	W	80-66
F. 26	CS Los Angeles	W	62-60
M. 11	SBYU	W	95-90
M. 16	S San Francisco	W	75-55
M. 18	SUCLA	L	61-73

% NCAA Tournament
(Pocatello, ID / Pueblo, CO)

1972-73 (26-3/10-2)

Coach: Jerry Tarkanian

D. 1	North Texas State*	W	90-63
D. 8	+Portland State	W	102-66
D. 9	+Puget Sound	W	102-70
D. 11	Colorado	W	93-69
D. 19	Hofstra	W	93-44
D. 20	Jacksonville	W	97-70
D. 22	Long Island*	W	104-62
D. 23	Loyola Marymount*	W	105-77
D. 27	Mississippi	W	87-68
D. 29	Oklahoma City	W	80-78
D. 30	BYU	W	101-89
J. 5	San Jose State	L	61-68
J. 7	Pacific	W	91-85
J. 13	Fresno State	W	92-72
J. 20	Creighton*	W	68-51
J. 27	N. Illinois (N)	W	101-86
F. 1	UC Santa Barbara*	W	77-69
F. 3	CS Los Angeles*	W	103-82
F. 7	San Diego State*	W	97-76
F. 10	San Diego State	W	84-66
F. 15	San Jose State*	W	117-75
F. 17	Pacific*	W	85-64
F. 23	CSLA (2OT)	L	104-107
F. 24	UC Santa Barbara	W	92-65
M. 1	Fresno State*	W	72-62
M. 3	Marquette*	W	76-66
M. 10	S Weber State	W	88-75
M. 15	S San Francisco	L	77-79
M. 17	S Arizona State	W	84-80

+ Daffodil Classic, Portland
! All-College, Oklahoma City
% NCAA Tournament
(Logan, UT / Los Angeles, CA)

1973-74 (24-2/12-0)

Coach: Lute Olson

D. 1	Puget Sound*	W	84-55
D. 5	Colorado	L	71-73
D. 7	San Francisco	W	65-64
D. 11	Loyola Marymount*	W	84-58
D. 13	Canisius	W	94-82
D. 15	Long Island	W	60-46
D. 19	CP Pomona	W	79-54
D. 22	Indiana State*	W	74-45
D. 28	+Assumption	W	84-61
D. 29	+Evansville	W	75-67
J. 3	CS Los Angeles*	W	93-76
J. 10	Pacific	W	72-53
J. 12	San Jose State	W	72-57
J. 22	Marquette	L	52-54

J. 25	UC Irvine	W	82-58
J. 26	Northern Illinois*	W	106-71
J. 31	UC Santa Barbara*	W	78-68
F. 2	Oral Roberts*	W	98-89
F. 7	San Diego State*	W	64-48
F. 9	San Diego State	W	98-72
F. 14	Fresno State	W	62-45
F. 16	CS Los Angeles	W	95-68
F. 23	UC Santa Barbara	W	98-61
F. 28	San Jose State*	W	84-60
M. 2	Pacific*	W	76-52
M. 5	Fresno State*	W	84-61

+ Evansville Tourney, Evansville

1974-75 (19-7/8-2)

Coach: Dwight Jones

N. 29	CS Los Angeles	W	81-72
D. 4	San Francisco*	L	84-90
D. 6	+Nebraska	L	55-67
D. 7	+Montana	W	79-56
D. 14	Baylor*	W	73-68
D. 20	#Santa Clara	W	68-54
D. 21	#Michigan State	W	74-62
D. 27	&Cal Poly*	W	61-60
D. 28	&Weber State*	W	58-54
J. 4	Colorado*	W	91-77
J. 7	Wichita State	L	46-75
J. 9	Oral Roberts	L	86-91
J. 11	Northern Illinois	W	86-80
J. 16	CS Los Angeles*	W	91-70
J. 18	UC Irvine*	W	82-73
J. 23	Pacific*	W	87-56
J. 25	San Jose State*	W	72-66
J. 30	CS Fullerton	W	76-67
F. 1	San Diego State	L	77-84
F. 5	UC Santa Barbara	L	71-75
F. 8	Fresno State*	L	69-71
F. 15	Fresno State	W	84-78
F. 20	San Jose State	W	67-63
F. 22	Pacific	W	70-61
F. 27	San Diego State*	W	97-74
M. 1	CS Fullerton*	W	73-53

+ Sun Devil Classic, Tempe
Cable Car, Santa Clara
& International City Classic, LB

1975-76 (14-12/6-4)

Coach: Dwight Jones

D. 6	CS Los Angeles*	W	77-71
D. 12	+BYU	L	76-84
D. 13	+Tulsa	L	74-81
D. 15	Wichita State*	W	58-55
D. 19	#Washington State	W	58-55
D. 20	#Mississippi State	L	57-70
D. 23	Santa Clara	L	67-68
D. 27	&Long Island	L	62-69
D. 29	&Oklahoma City	L	57-78
D. 30	&Bowling Green	W	81-80
J. 3	Colorado*	W	67-64
J. 5	CS Los Angeles*	W	82-68
J. 10	Arizona State	L	60-72
J. 12	Weber State	L	55-60
J. 22	San Jose State*	W	63-61
J. 24	Pacific*	W	58-49
J. 29	San Diego State	L	52-79
J. 31	CS Fullerton	L	54-55
F. 5	UC Santa Barbara*	W	68-61
F. 7	Fresno State*	W	92-67
F. 9	Hawaii (OT)*	W	67-64
F. 14	Fresno State	W	66-56
F. 19	Pacific	W	56-51
F. 21	San Jose State	L	62-71
F. 26	CS Fullerton(3OT)*	W	68-66
F. 28	San Diego St. (OT)*	L	62-67

+ BYU Cougar Classic, Provo
Dayton Invitational, Dayton
& All-College, Oklahoma City

1976-77 (21-8/9-3)

Coach: Dwight Jones

N. 30	UC Irvine*	W	87-54
D. 4	CS Los Angeles*	W	58-46
D. 6	SMU	W	68-67
D. 10	+Butler	W	63-50
D. 11	+USC	W	83-70
D. 13	Wichita State	L	78-83
D. 15	Colorado	L	70-76
D. 18	Weber State*	W	105-79
D. 23	Montana*	L	75-77
D. 28	#Loyola Marymount*	W	85-69
D. 29	#Portland State	W	101-90
J. 1	Illinois*	W	84-70
J. 6	UCSB*	W	79-63
J. 8	Arizona State*	L	78-79
J. 15	UC Santa Barbara	W	84-72
J. 22	Fresno State	W	82-75
J. 27	CS Fullerton*	W	74-67
J. 29	San Diego State*	W	85-83

F. 3	Pacific	L	69-73
F. 5	San Jose State	L	66-75
F. 10	San Jose State*	W	101-69
F. 12	Pacific*	W	63-62
F. 17	San Diego State	W	75-73
F. 19	CS Fullerton	L	73-78
F. 24	Hawaii*	W	110-79
F. 26	Fresno State*	W	85-46
M. 5	^CS Fullerton (OT)	W	65-64
M. 6	^San Jose State	W	76-63
M. 12	SIdaho State	L	72-83

+ Trojan Classic, Los Angeles
LBSU Invitational, LB Arena
^ PCAA Tournament, Anaheim
\$ NCAA Tournament, Pocatello

1977-78 (16-13/7-7)

Coach: Dwight Jones

N. 28	BYU	L	91-100
N. 29	Weber State (OT)	L	96-99
D. 3	Wichita St. (OT)*	W	95-94
D. 5	UC Riverside*	W	105-72
D. 9	+San Jose State	W	94-84
D. 10	+Utah	W	80-79
D. 13	Baylor	W	85-84
D. 14	North Texas State	L	91-96
D. 17	USC	L	85-96
D. 28	#Wyoming	L	70-85
D. 29	#VMI	W	106-97
J. 12	San Jose State	L	76-80
J. 14	Pacific	L	70-82
J. 19	Fresno State	L	56-70
J. 21	UC Irvine*	W	92-75
J. 26	UC Santa Barbara*	W	

<p>1982-83 (13-16/6-10) Coach: Tex Winter</p> <p>N. 26 Boise State* W 86-73 D. 1 San Diego State* L 80-93 D. 4 TCU* W 92-74 D. 10 +BYU (OT) W 81-77 D. 11 +Mississippi L 53-54 D. 18 San Diego* W 87-62 D. 20 New Mexico* W 98-95 D. 30 Pepperdine L 90-105 J. 3 Loyola Marymount* W 104-90 J. 6 UC Santa Barbara W 64-60 J. 8 CS Fullerton L 60-90 J. 10 Santa Clara (OT) L 79-81 J. 13 Fresno State* L 44-75 J. 15 UC Santa Barbara(OT)* W 85-83 J. 19 UNLV L 83-95 J. 27 Utah State* L 74-77 J. 29 UNLV* L 74-78 F. 3 UC Irvine* W 95-87 F. 5 CS Fullerton* L 65-79 F. 10 Fresno State W 80-69 F. 12 San Jose State L 62-75 F. 17 Pacific* W 87-70 F. 19 San Jose State* W 83-69 F. 22 San Diego State L 76-91 F. 26 UC Irvine L 106-120 M. 3 Pacific L 84-98 M. 5 Utah State L 76-81 M. 10 ^CS Fullerton W 61-59 M. 11 ^UNLV L 64-67 +BYU Cougar Classic, Provo ^ PCAA Tournament, The Forum</p>	<p>1985-86 (7-22/3-15) Coach: Ron Palmer</p> <p>N. 23 +San Diego L 63-70 N. 24 +Bucknell W 65-45 D. 3 Hawaii L 74-78 D. 4 Hawaii-Pacific W 83-81 D. 7 UCLA L 64-84 D. 13 &BYU L 75-94 D. 14 &Western Illinois W 51-49 D. 21 Houston L 86-96 D. 23 TCU L 50-85 D. 27 #Penn State W 47-45 D. 28 #Marquette L 48-60 J. 4 CS Fullerton (OT) L 80-85 J. 6 UC Santa Barbara L 67-68 J. 11 New Mexico State L 57-80 J. 16 Fresno State* (OT) L 55-58 J. 18 Pacific* W 76-53 J. 20 San Jose State* L 62-72 J. 23 UC Irvine L 63-85 J. 25 UNLV L 65-72 J. 30 UC Santa Barbara* L 54-56 F. 1 CS Fullerton* L 58-75 F. 6 Utah State L 95-119 F. 8 San Jose State W 56-55 F. 13 Pacific L 50-54 F. 15 Fresno State L 59-70 F. 20 UC Irvine* L 85-90 F. 22 New Mexico State* L 61-72 F. 27 Utah State* (OT) W 98-92 M. 1 UNLV* L 76-94 +Tip-Off Tourney, Albuquerque & BYU Cougar Classic, Provo # Milwaukee Classic, Milwaukee</p>	<p>F. 27 UC Irvine* W 98-90 M. 3 UNLV W 79-77 M. 5 CS Fullerton L 70-93 M. 10 ^UC Irvine L 69-74 M. 18 %Stanford L 77-80 +Lobo Classic, Albuquerque ^ PCAA Tournament, The Forum % NIT, Stanford</p> <p>1988-89 (13-15/10-8) Coach: Joe Harrington</p> <p>N. 29 Purdue L 53-100 D. 2 +Georgia L 63-80 D. 3 +Brown L 61-62 D. 5 USC* W 82-81 D. 9 #Drexel W 92-84 D. 10 #LaSalle L 63-96 D. 14 Texas* L 86-117 D. 26 UAB L 75-90 D. 30 American* W 86-63 J. 3 UNLV* L 76-97 J. 5 CS Fullerton W 83-66 J. 8 San Jose State* W 70-64 J. 10 Utah State* W 74-69 J. 14 Fresno State L 55-56 J. 16 Pacific W 76-61 J. 21 New Mexico State L 64-72 J. 26 UC Santa Barbara* L 52-53 J. 28 UC Irvine* W 75-70 F. 2 Utah State L 69-82 F. 4 San Jose State W 58-54 F. 9 Pacific* W 60-49 F. 11 Fresno State* W 59-51 F. 18 New Mexico State* W 66-52 F. 20 UNLV L 74-104 F. 23 UC Irvine W 72-67 F. 25 UC Santa Barbara L 66-77 M. 4 CS Fullerton* (OT) L 66-68 M. 9 ^UC Santa Barbara L 57-69 +Hawkeye Classic, Iowa City # Jostens Classic, Philadelphia ^ Big West Tournament, Long Beach</p>	<p>J. 24 Utah State* W 89-78 J. 26 San Jose State* L 65-66 F. 2 New Mexico State* L 64-66 F. 7 UC Irvine W 72-60 F. 9 UC Santa Barbara L 59-60 F. 11 San Jose State L 68-71 F. 16 CS Fullerton* W 88-83 F. 18 UNLV* L 75-122 F. 21 UC Santa Barbara* W 89-83 F. 23 Utah State L 89-90 F. 28 Fresno State* L 97-107 M. 2 Pacific* W 84-78 M. 9 ^UNLV L 29-49 +Illinois Tourney, Champaign ^ Big West Tournament, Long Beach</p> <p>1991-92 (18-12/11-7) Coach: Seth Greenberg</p> <p>N. 23 CS Los Angeles* W 97-73 N. 25 UNC Charlotte L 49-72 N. 30 UCLA L 57-68 D. 4 CS Northridge* W 76-67 D. 7 Kansas* L 60-66 D. 11 UT-Pan American* W 71-60 D. 14 Stephen F. Austin W 70-62 D. 27 Azusa Pacific* W 112-91 D. 30 Robert Morris* W 84-81 J. 2 San Jose State* W 68-65 J. 4 Pacific* W 86-78 J. 9 UNLV L 63-88 J. 11 New Mexico State L 51-67 J. 16 Fresno State* W 80-72 J. 18 Utah State* W 87-72 J. 23 UC Irvine W 82-79 J. 25 CS Fullerton (OT) L 77-78 F. 1 UC Santa Barbara L 65-71 F. 6 New Mexico State* W 92-76 F. 9 UNLV* L 77-96 F. 13 Utah State L 75-76 F. 17 Fresno State W 73-61 F. 20 CS Fullerton* W 85-71 F. 22 UC Irvine* W 89-72 F. 29 UC Santa Barbara*(OT) W 72-70 M. 5 Pacific L 61-71 M. 8 San Jose State W 93-80 M. 13 ^CS Fullerton W 77-71 M. 14 ^New Mexico State L 72-80 M. 19 %TCU L 61-73 ^ Big West Tournament, Long Beach % NIT, Fort Worth</p>	<p>D. 22 F. Dickinson (GOT) W 108-107 J. 5 New Mexico State L 76-94 J. 8 Utah State* W 89-70 J. 10 Nevada* W 78-66 J. 15 San Jose State W 78-71 J. 17 Pacific L 69-92 J. 22 UC Santa Barbara* L 66-82 J. 27 UC Irvine* (OT) W 111-106 J. 29 CS Fullerton* W 91-69 F. 5 UC Santa Barbara L 66-67 F. 7 UNLV L 61-68 F. 10 Pacific* W 88-75 F. 12 San Jose State* W 73-66 F. 17 Utah State (OT) L 76-80 F. 19 Nevada W 70-64 F. 21 Memphis (ACC) W 80-53 F. 24 New Mexico State* W 84-83 F. 26 UNLV* L 70-74 M. 3 CS Fullerton W 96-87 M. 5 UC Irvine W 91-72 M. 11 ^Pacific L 74-87 +Hawkeye Invite, Iowa City ^ Big West Tournament, Las Vegas</p> <p>1994-95 (20-10/13-5) Coach: Seth Greenberg</p> <p>N. 30 Detroit W 71-64 D. 3 C. Notre Dame W 96-68 D. 6 CS Northridge L 58-64 D. 21 Montana W 79-69 D. 29 +Coppin State W 69-63 D. 30 +Michigan State L 60-70 J. 5 New Mexico State L 78-98 J. 9 Nebraska L 71-82 J. 11 Nevada W 69-64 J. 14 San Jose State W 62-44 J. 16 Pacific W 77-70 J. 19 Utah State L 67-87 J. 26 UC Irvine L 68-78 J. 28 CS Fullerton W 79-70 J. 30 UNLV (OT) W 74-73 F. 2 Nevada W 67-64 F. 4 Utah State W 62-50 F. 9 Pacific W 65-63 F. 11 San Jose State W 83-70 F. 15 UC Santa Barbara W 75-63 F. 18 UC Santa Barbara W 75-61 F. 20 Memphis L 73-82 F. 23 CS Fullerton W 73-57 F. 25 UC Irvine W 84-71 M. 2 New Mexico State L 69-73 M. 4 UNLV L 75-92 M. 10 ^UC Santa Barbara W 67-64 M. 11 ^New Mexico State W 87-79 M. 12 ^Nevada (OT) W 76-69 M. 17 Utah L 64-76 +Michigan State Tournament ^ Big West Tournament, Las Vegas # NCAA Tournament, Boise</p>			
<p>1983-84 (9-19/6-12) Coach: Dave Buss</p> <p>N. 26 UCLA L 59-65 N. 28 San Diego (OT) W 73-65 D. 1 New Mexico L 54-74 D. 3 Wyoming L 60-69 D. 6 San Diego State L 76-91 D. 8 Loyola Marymount W 73-71 D. 10 Texas* W 83-63 D. 17 TCU L 44-79 J. 2 Pepperdine* L 64-78 J. 5 UNLV L 66-103 J. 7 UC Irvine L 67-82 J. 14 New Mexico State* L 64-71 J. 19 CS Fullerton(4OT)* W 52-50 J. 21 Utah State* L 69-94 J. 23 San Jose State* W 63-52 J. 26 Pacific W 88-68 J. 28 Fresno State L 42-58 F. 2 UC Irvine* L 84-100 F. 4 UNLV* L 65-79 F. 11 New Mexico State(OT) W 93-89 F. 13 UC Santa Barbara* W 66-65 F. 16 Utah State L 70-80 F. 18 San Jose State L 53-56 F. 23 Pacific* W 68-58 F. 27 CS Fullerton L 51-73 M. 1 UC Santa Barbara L 67-77 M. 3 Fresno State* L 58-79 M. 8 ^UC Irvine L 65-77 ^ PCAA Tournament, The Forum</p>	<p>1986-87 (12-19/7-11) Coach: Ron Palmer</p> <p>N. 28 +Chaminade W 70-67 N. 29 +New Mexico (OT) L 88-92 N. 30 +Missouri L 58-71 D. 3 Bradley* W 80-74 D. 8 Houston* W 71-65 D. 11 Pepperdine W 86-77 D. 13 Loyola Marymount L 87-98 D. 19 #San Diego L 55-60 D. 20 #SW Texas State W 83-75 D. 23 TCU* L 72-88 D. 27 UCLA L 65-67 D. 30 Georgetown* L 72-86 J. 3 San Jose State L 56-73 J. 5 Utah State W 94-91 J. 8 Fresno State* W 67-60 J. 10 Pacific* W 59-50 J. 17 New Mexico State* W 80-75 J. 19 UC Irvine* W 78-71 J. 22 UNLV L 74-104 J. 24 UC Irvine L 66-81 J. 29 Utah State* W 93-66 J. 31 San Jose State* L 59-71 F. 5 UC Santa Barbara* W 81-77 F. 7 CS Fullerton* L 65-80 F. 12 Pacific L 56-69 F. 14 Fresno State L 67-68 F. 19 UNLV* L 66-86 F. 23 New Mexico State L 75-84 F. 26 UC Santa Barbara L 54-74 F. 28 CS Fullerton L 67-72 M. 5 ^UNLV L 70-105 +Silversword Classic, Maui # BSU Tournament, Boise ^ PCAA Tournament, The Forum</p>	<p>1989-90 (23-9/12-6) Coach: Joe Harrington</p> <p>N. 25 Stephen F. Austin* W 105-61 D. 2 Purdue* W 70-69 D. 6 Bradley W 94-84 D. 8 +New Hampshire W 68-47 D. 9 +Indiana L 75-92 D. 13 Texas W 89-87 D. 18 North Texas* W 92-74 D. 26 UNLV* L 58-78 D. 28 Hofstra* W 89-69 J. 2 Pacific* W 81-75 J. 4 Fresno State* W 66-60 J. 11 UC Irvine W 49-48 J. 13 UC Santa Barbara L 67-82 J. 15 New Mexico State* W 72-56 J. 18 CS Fullerton* L 79-90 J. 22 UNLV* L 77-86 J. 25 Utah State W 79-78 J. 27 San Jose State W 85-83 F. 3 New Mexico State L 91-104 F. 8 UC Santa Barbara* L 67-84 F. 12 UNC Charlotte* W 83-73 F. 15 UC Irvine* W 102-63 F. 19 CS Fullerton (OT) W 70-69 F. 22 San Jose State* W 84-80 F. 24 Utah State* W 82-74 M. 1 Fresno State W 81-75 M. 4 Pacific W 80-75 M. 9 ^Utah State W 86-68 M. 10 ^New Mexico State W 90-85 M. 11 ^UNLV L 74-92 M. 16 %Arizona State W 86-71 M. 18 %Hawaii L 79-84 +Indiana Classic, Bloomington ^ Big West Tournament, Long Beach % NIT (Tempe, AZ/Honolulu, HI)</p>	<p>1992-93 (22-10/11-7) Coach: Seth Greenberg</p> <p>D. 4 +Tulsa W 72-69 D. 5 +San Diego W 80-74 D. 11 So. Cal College* W 92-62 D. 18 Point Loma* W 112-71 D. 23 Howard* W 95-62 D. 29 &E. Washington W 76-59 D. 30 ^Fresno State W 82-61 J. 2 San Jose State W 88-73 J. 4 Pacific L 56-68 J. 7 UNLV* W 101-94 J. 9 New Mexico State* W 97-71 J. 14 Nevada W 84-75 J. 16 Utah State W 65-59 J. 18 UC Santa Barbara L 60-61 J. 21 CS Fullerton* W 72-58 J. 23 VCU L 61-95 J. 25 Kansas W 64-49 J. 30 UC Santa Barbara* L 59-68 F. 6 New Mexico State L 65-77 F. 8 UNLV L 83-95 F. 11 Utah State* W 76-64 F. 13 Nevada* W 91-82 F. 18 CS Fullerton L 61-68 F. 20 UC Irvine W 88-74 F. 26 CS Northridge (OT) L 78-81 M. 1 UC Irvine* W 84-67 M. 4 San Jose State* W 103-87 M. 6 Pacific* L 66-69 M. 12 ^CS Fullerton W 80-68 M. 13 ^UNLV W 79-77 M. 14 ^New Mexico State W 70-62 M. 18 Illinois L 72-75 +Hawaii Tip-Off, Honolulu & FSU Coors Light, Fresno ^ Big West Tournament, Long Beach \$ NCAA Tournament, Salt Lake City</p>	<p>1984-85 (4-23/2-16) Coach: Ron Palmer</p> <p>N. 27 Pepperdine* L 64-81 D. 6 Wyoming L 49-73 D. 8 Texas L 62-86 D. 11 US International L 53-54 D. 15 San Diego State* L 60-62 D. 22 CS Bakersfield* W 61-58 D. 29 Illinois Wesleyan* W 65-54 J. 3 Fordham* L 55-67 J. 5 CS Fullerton* L 71-82 J. 7 UC Santa Barbara* L 73-84 J. 12 New Mexico State* L 79-85 J. 17 Fresno State* L 56-60 J. 19 Pacific (2OT) L 73-75 J. 21 San Jose State* L 67-73 J. 24 UC Irvine* L 84-99 J. 26 UNLV* L 61-75 J. 31 UC Santa Barbara L 56-72 F. 2 CS Fullerton L 60-69 F. 6 Utah State L 59-86 F. 9 San Jose State W 72-68 F. 12 San Diego State L 69-86 F. 14 Pacific* L 57-64 F. 16 Fresno State* L 52-66 F. 20 UC Irvine L 67-75 F. 23 New Mexico State W 72-70 F. 28 Utah State* L 69-81 M. 2 UNLV L 61-84</p>	<p>1987-88 (17-12/11-7) Coach: Joe Harrington</p> <p>N. 27 CP Pomona* W 94-70 D. 4 Arizona L 62-94 D. 7 Chaminade* W 114-64 D. 9 USC W 85-66 D. 13 Loyola Marymount (OT)* W 117-113 D. 19 Georgetown L 63-82 D. 21 American W 96-74 D. 26 +Ohio State L 86-93 D. 27 +North Texas W 89-88 J. 2 CS Fullerton* W 76-69 J. 4 UNLV* L 68-71 J. 7 Utah State L 81-86 J. 9 San Jose State L 79-80 J. 14 Pacific* W 105-70 J. 16 Fresno State* W 66-63 J. 23 New Mexico State* W 75-67 J. 28 UC Irvine W 100-80 J. 30 UC Santa Barbara W 77-76 F. 4 San Jose State* W 81-68 F. 6 Utah State* L 75-82 F. 11 Fresno State L 75-88 F. 13 Pacific W 82-71 F. 20 New Mexico State W 62-61 F. 25 UC Santa Barbara* L 73-81</p>	<p>1990-91 (11-17/7-11) Coach: Seth Greenberg</p> <p>N. 24 North Texas L 82-94 N. 26 Chicago State* W 84-81 D. 1 Arizona L 68-95 D. 7 +Georgia Southern L 67-84 D. 8 +Oregon State L 72-75 D. 12 CS Northridge* W 88-73 D. 15 Syracuse L 79-94 D. 28 Brooklyn College* W 85-56 D. 29 Harvard (OT)* W 81-77 J. 2 Pacific L 65-67 J. 4 Fresno State L 73-77 J. 7 New Mexico State L 63-80 J. 11 UC Irvine* W 66-63 J. 17 CS Fullerton W 94-76 J. 19 UNLV L 63-114</p>	<p>1993-94 (17-10/11-7) Coach: Seth Greenberg</p> <p>N. 26 Cal Poly* W 82-58 N. 30 CS Northridge* W 87-74 D. 3 +Houston W 77-67 D. 4 +Iowa L 79-101 D. 8 CP Pomona* W 96-63 D. 11 UCLA L 51-93</p>

Long Beach State All-Time Scores



1996-97 (13-14/9-7)

Coach: Wayne Morgan

N. 25 Wyoming	W	79-78
N. 30 Utah	L	70-77
D. 3 Oregon State	W	68-56
D. 6 +Mercer	W	76-45
D. 7 +Purdue	L	71-86
D. 10 George Mason	L	70-78
D. 21 Montana	L	70-80
D. 30 Bethune-Cookman	W	84-79
J. 4 St. Mary's (OT)	L	64-71
J. 6 Boise State	L	53-78
J. 9 SW Missouri State	L	75-90
J. 11 UC Irvine	W	82-69
J. 13 CS Fullerton	L	75-78
J. 18 Pacific	L	57-74
J. 23 UC Santa Barbara	W	68-59
J. 25 Cal Poly	W	89-80
J. 30 New Mexico State	L	64-84
F. 2 North Texas	L	69-78
F. 6 Nevada (OT)	L	82-85
F. 8 Utah State	W	71-58
F. 13 Cal Poly	W	68-67
F. 15 UC Santa Barbara	W	85-77
F. 20 UC Irvine	W	89-63
F. 22 CS Fullerton	W	72-61
F. 27 Idaho	L	51-53
M. 1 Pacific	W	79-75
M. 7 ^New Mexico State	L	76-88

+ Boilermaker Inv., W. Lafayette
^ Big West Tournament, Reno

1999-00 (24-6/15-1)

Coach: Wayne Morgan

N. 20 Pepperdine	L	74-76
N. 23 CSUDH	W	85-51
N. 28 Southern Illinois	W	78-77
D. 3 +St. Joseph's	L	76-79
D. 4 +Richmond	L	62-73
D. 8 Air Force	W	77-76
D. 16 USC	W	76-66
D. 18 Loyola Marymount	W	95-64
D. 22 CS Monterey Bay	W	127-57
D. 29 Albany	W	83-45
J. 4 Kansas State	W	70-64
J. 13 Idaho	W	76-64
J. 15 Boise State	W	68-56
J. 20 New Mexico State	W	78-66
J. 22 North Texas	W	100-63
J. 27 Cal Poly	W	75-61
J. 29 UC Santa Barbara	W	86-68
F. 3 UC Irvine	W	69-60
F. 5 CS Fullerton	W	98-82
F. 10 Pacific	W	78-63
F. 12 Utah State	L	63-71
F. 17 Pacific	W	76-66
F. 19 Nevada	W	76-66
F. 24 CS Fullerton	W	88-75
F. 26 UC Irvine	W	82-65
M. 2 UC Santa Barbara	W	72-69
M. 4 Cal Poly	W	100-92
M. 9 ^Idaho	W	97-86
M. 10 ^New Mexico State(OT)	L	84-89
M. 15 ^California	L	66-70

+ Carrier Classic, Syracuse
^ Big West Tournament, Reno
% NIT, Berkeley

F. 14 Pacific	W	77-63
F. 16 CS Northridge	W	73-60
F. 21 UC Santa Barbara	W	77-74
F. 23 Cal Poly (OT)	W	83-80
F. 28 UC Irvine	W	86-70
M. 7 ^UC Irvine	L	65-72

! America's Youth Classic, Eugene
^ Big West Tournament, Anaheim

2002-03 (5-22/4-14)

Coach: Larry Reynolds

N. 22 Charlotte	L	61-89
N. 26 CS Monterey Bay	W	84-73
D. 2 Pepperdine	L	63-65
D. 4 Southern Utah	L	67-79
D. 8 UCLA	L	58-81
D. 10 San Diego State	L	55-64
D. 14 Loyola Marymount	L	68-76
D. 20 Gonzaga	L	55-90
D. 30 Portland	L	49-54
J. 4 UC Irvine	L	52-69
J. 9 UC Riverside	L	73-77
J. 11 CS Fullerton (OT)	L	53-57
J. 16 Idaho	W	59-55
J. 18 Utah State	L	55-63
J. 22 CS Northridge	L	77-85
J. 25 Pacific	L	60-93
J. 29 Cal Poly	L	71-86
F. 1 UC Santa Barbara	W	68-67
F. 6 CS Fullerton	W	79-73
F. 8 UC Riverside	L	65-68
F. 13 Idaho	L	67-75
F. 15 Utah State	L	61-95
F. 19 Pacific	W	70-61
F. 22 CS Northridge	L	71-77
F. 27 UC Santa Barbara	L	46-70
M. 1 Cal Poly	L	64-76
M. 8 UC Irvine	L	60-95

2003-04 (6-21/4-14)

Coach: Larry Reynolds

N. 21 San Diego State	L	44-74
N. 29 Portland	L	59-65
D. 3 CS Stanislaus	W	71-62
D. 6 Pepperdine	L	73-87
D. 9 Minnesota	L	58-88
D. 20 Southern Utah	L	59-60
D. 23 Loyola Marymount	W	71-68
D. 27 Sacramento State	L	51-73
D. 30 Colgate	L	71-73
J. 3 UC Santa Barbara	W	63-62
J. 5 Cal Poly	W	86-72
J. 8 Pacific	L	55-70
J. 10 CS Northridge	L	57-79
J. 15 CS Fullerton	L	66-74
J. 17 UC Riverside	L	61-73
J. 24 UC Irvine (OT)	W	77-74
J. 29 Idaho	W	64-60
J. 31 Utah State	L	46-84
F. 5 CS Northridge	L	56-64
F. 7 Pacific	L	58-67
F. 12 UC Riverside	L	75-77
F. 14 CS Fullerton	L	76-77
F. 18 UC Irvine	L	71-80
F. 26 Utah State	L	47-67
F. 28 Idaho	L	56-60
M. 4 Cal Poly	L	66-79
M. 6 UC Santa Barbara	L	61-89

2004-05 (10-20/7-11)

Coach: Larry Reynolds

N. 19 Charlotte	L	64-93
N. 23 Pepperdine	L	78-82
N. 27 Sacramento State	W	87-63
N. 30 UCLA	L	62-75
D. 4 Loyola Marymount	L	57-73
D. 11 Portland	L	70-71
D. 22 #Hawaii	L	45-54
D. 22 #Georgetown	L	51-57
D. 23 #Indiana State	W	38-37
D. 28 UC Santa Barbara	L	47-54
D. 30 Cal Poly	L	62-68
J. 6 Pacific	L	60-68
J. 8 CS Northridge	L	53-69
J. 13 CS Fullerton	L	71-88
J. 15 UC Riverside	L	65-68
J. 20 UC Irvine	L	58-78
J. 22 UC Davis (OT)	L	74-78
J. 27 Idaho	W	53-52
J. 29 Utah State	L	44-75
F. 3 CS Northridge	L	66-68
F. 5 Pacific	L	58-87
F. 10 UC Riverside	W	58-56
F. 12 CS Fullerton	W	66-63
F. 17 UC Irvine	W	55-50
F. 21 UC Davis (OT)	W	77-73
F. 24 Utah State	L	52-68
F. 26 Idaho	W	71-58

M. 3 Cal Poly	W	71-52
M. 5 UC Santa Barbara	W	58-57
M. 9 ^UC Santa Barbara	L	49-55

Rainbow Classic, Honolulu

2005-06 (4-12*/2-5)

Coach: Larry Reynolds

N. 18 UNLV	L	73-108
N. 21 California	L	69-88
N. 27 *San Francisco State	W	108-51
N. 30 *Loyola Marymount	W	93-85
D. 3 Portland	L	95-99
D. 5 Sacramento State	L	94-106
D. 10 San Jose State	L	56-69
D. 22 Pepperdine	L	86-92
D. 23 *UMBC	W	81-70
D. 30 Cornell	W	79-65
J. 2 *UC Davis	W	77-48
J. 7 UC Santa Barbara	L	74-77
J. 9 *Cal Poly	W	79-66
J. 13 Pacific	L	72-78
J. 15 *CS Northridge	W	84-73
J. 19 *CS Fullerton (OT)	W	97-96
J. 21 *UC Riverside	W	82-70
J. 28 UC Irvine	L	67-73
F. 2 *CS Northridge	W	101-80
F. 4 Pacific	L	78-87
F. 9 *Cal Poly	W	69-66
F. 15 *CS Fullerton	W	88-79
F. 18 Manhattan	W	108-94
F. 25 UC Davis (OT)	W	96-92
M. 2 UC Riverside(OT)	W	82-76
M. 4 *UC Irvine	W	93-73
M. 9 *ACS Fullerton	W	94-91
M. 10 *UC Irvine	W	75-73
M. 11 ^Pacific	L	70-78

^Big West Tournament, Anaheim
*14 victories were vacated due to NCAA sanctions. Actual on court record was 18-12, 9-5 in the Big West.

2006-07 (24-8/12-1)

Coach: Larry Reynolds

N. 14 ^Air Force	L	68-69
N. 15 ^San Jose State	W	86-67
N. 17 CS Bakersfield	W	73-70
N. 24 USC	L	61-79
N. 28 UCLA	L	58-88
D. 2 Temple	L	49-74
D. 3 UMBC	W	57-53
D. 7 Pepperdine	W	95-90
D. 9 Sacramento St.	W	76-55
D. 17 San Jose State	W	76-67
D. 22 Loyola Marymount	W	66-65
D. 28 UC Davis	W	89-75
D. 30 Manhattan	W	74-61
J. 4 UC Santa Barbara	W	101-65
J. 6 Cal Poly	W	77-70
J. 13 CS Northridge	L	83-90
J. 18 CS Fullerton	W	95-85
J. 20 UC Riverside	W	99-65
J. 25 UC Irvine	L	84-88
F. 1 CS Northridge	W	79-72
F. 3 Pacific	W	92-64
F. 8 Cal Poly	W	80-77
F. 10 UC Santa Barbara	W	68-67
F. 14 CS Fullerton	W	94-84
F. 17 Hawaii	L	78-93
F. 24 UC Davis	W	102-77
F. 26 Pacific	W	82-76
M. 1 UC Irvine	W	85-80
M. 3 UC Riverside	W	91-75
M. 9 ^UC Irvine	W	77-63
M. 10 ^Cal Poly	W	94-83
M. 16 \$Tennessee	L	86-121

^ CBE Classic, Stanford
^ Big West Tournament, Anaheim
\$ NCAA 1st Round, Columbus, OH

2007-08 (6-25, 3-13)

Coach Dan Monson

N. 10 BYU	L	34-74
N. 13 Montana State	L	56-74
N. 17 Idaho State (OT)	W	66-61
N. 21 Pepperdine (OT)	L	92-81
N. 26 Washington	L	69-84
D. 1 Saint Louis	L	48-52
D. 5 Loyola Marymount	W	77-52
D. 9 Hawaii	L	57-61
D. 18 San Francisco	W	71-68
D. 28 #California	L	65-102
D. 29 #Bucknell	L	57-61
J. 3 UC Santa Barbara	L	64-79
J. 5 Cal Poly	L	52-64
J. 10 Pacific	L	77-83
J. 12 UC Davis	W	71-53
J. 19 UC Riverside	W	66-70
J. 23 CS Bakersfield(OT)	L	77-80

J. 26 CS Northridge	L	61-100
J. 31 CS Fullerton	L	75-91
F. 2 UC Irvine	L	48-70
F. 7 UC Davis	W	63-52
F. 9 Pacific	L	55-70
F. 13 UC Riverside	W	56-46
F. 16 CS Bakersfield	L	71-77
F. 20 CS Northridge	L	78-82
F. 23 New Mexico State	L	48-80
F. 28 UC Irvine	L	57-64
M. 1 CS Fullerton	L	51-85
M. 6 Cal Poly	L	62-68
M. 8 UC Santa Barbara(OT)	L	68-70
M. 12 ^UC Irvine	L	63-77

#Cal Golden Bear Classic, Berkeley, CA
^Big West Tournament, Anaheim, CA

2008-09 (15-15/10-6)

Coach: Dan Monson

N. 14 BYU	L	65-75
N. 16 Wisconsin	L	61-68
N. 22 Weber State (OT)	W	73-69
N. 25 Idaho State (2 OT)	W	88-82
N. 30 New Mexico State	82-77	
D. 3 Pepperdine	W	80-61
D. 6 San Francisco(2OT)	L	74-78
D. 11 Weber State	L	63-72
D. 13 Syracuse	L	55-79
D. 20 Montana State	L	61-75
D. 22 Temple	W	76-71
D. 29 Oregon	L	74-86
J. 2 UC Santa Barbara	W	76-64
J. 4 Cal Poly	W	70-57
J. 8 Pacific	W	74-64
J. 10 UC Davis	W	86-78
J. 17 CS Northridge	W	74-68
J. 24 UC Riverside	L	55-64
J. 29 Cal State Fullerton	L	60-61
J. 31 UC Irvine	W	67-63
F. 5 UC Davis	W	82-76
F. 7 Pacific(2OT)	W	81-80
F. 11 UC Riverside(2OT)	L	70-73
F. 18 Cal State Fullerton	W	75-74
F. 21 Green Bay	L	75-86
F. 26 UC Irvine	W	75-74
F. 28 CS Northridge	L	74-95
M. 5 Cal Poly	W	63-60
M. 7 UC Santa Barbara	L	75-76
M. 13 ^Pacific	L	60-65

^ Big West Tournament in Anaheim, CA

2009-10 (17-16/8-8)

Coach: Dan Monson

N. 14 Alaska Anchorage	W	86-65
N. 17 Pepperdine	W	67-58
N. 19 Notre Dame	L	62-82
N. 21 Green Bay	W	81-69
N. 26 ^West Virginia	L	62-85
N. 27 ^Clemson	L	79-87
N. 29 ^UCLA	W	79-68
D. 7 Texas	L	74-107
D. 12 CS Monterey Bay	W	96-61
D. 18 Utah State	W	75-62
D. 21 Loyola Marymount (OT)	L	80-85
D. 23 Kentucky	L	73-86
D. 29 Duke	L	63-84
J. 2 UC Riverside (OT)	L	67-69
J. 7 Cal State Fullerton	L	75-85
J. 9 UC Irvine	W	55-53
J. 14 UC Santa Barbara	W	67-47
J. 16 Cal Poly	L	79-90
J. 21 UC Irvine	L	60-71
J. 28 Cal State Northridge	W	69-68
J. 30 UC Davis	W	80-58
F. 4 Cal State Fullerton (OT)	L	75-81
F. 6 Cal State Northridge	W	65-51
F. 11 Cal Poly	W	78-72
F. 13 UC Santa Barbara	L	62-64
F. 17 Pacific	L	52-74
F. 20 Idaho	W	77-66
F. 25 UC Davis	W	68-65
F. 27 Pacific	L	51-61
M. 5 UC Riverside	W	76-74
M. 11 ^Cal Poly	W	76-69
M. 12 ^Pacific	W	68-61
M. 13 ^UC Santa Barbara	L	64-69

&76 Classic in Anaheim, CA
^ Big West Tournament in Anaheim, CA

1998-99 (13-15/9-7)

Coach: Wayne Morgan

N. 14 CS Northridge	L	65-83
N. 17 Loyola Marymount(OT)	W	98-92
N. 21 Pepperdine	L	48-52
N. 24 USC	L	48-74
N. 28 San Diego State	W	75-70
D. 1 CS Dominguez Hills	W	59-56
D. 5 Utah	L	54-61
D. 9 SW Missouri State	L	52-80
D. 12 Kansas State	L	77-90
D. 27 Northwestern	L	47-67
J. 2 Idaho	W	75-68
J. 7 Nevada	W	68-58
J. 9 Utah State	W	64-55
J. 14 New Mexico State	L	46-60
J. 16 North Texas	W	79-72
J. 21 CS Fullerton (OT)	L	64-66
J. 23 UC Irvine	W	64-63
J. 28 Boise State	L	57-61
J. 30 Pacific	L	59-70
F. 4 UC Santa Barbara	W	63-62
F. 6 Cal Poly	W	94-80
F. 11 UC Santa Barbara	L	77-87
F. 13 Cal Poly	L	79-87
F. 18 UC Irvine	W	66-63
F. 20 CS Fullerton	L	65-74
F. 27 Pacific	W	83-75
M. 4 ^Idaho	W	81-76
M. 5 ^Boise State	L	58-71

^ Big West Tournament, Reno

2001-02 (13-17/9-9)

Coach: Wayne Morgan

N. 15 ^W. Michigan	W	71-64
N. 16 ^Alabama State	W	74-55
N. 17 ^Oregon	L	67-97
N. 24 Charlotte	L	81-100
N. 26 CS Monterey Bay	W	

AIR FORCE	
LBSU leads, 2-1	
(H: 1-0/A: 1-0/N: 0-1)	
11/14/06 N L	68-69
11/21/00 H W	84-77
12/8/99 A W	67-66
ALABAMA STATE	
LBSU leads, 1-0	
(H: 0-0/A: 0-0/N: 1-0)	
11/16/01 N W	74-55
ALASKA ANCHORAGE	
LBSU leads, 2-0	
(H: 1-0/A: 1-0/N: 0-0)	
12/2/79 A W	67-50
11/14/10 H W	86-65
ALBANY	
LBSU leads, 1-0	
(H: 1-0/A: 0-0/N: 0-0)	
12/29/99 H W	83-45
AMERICAN	
LBSU leads, 2-0	
(H: 1-0/A: 1-0/N: 0-0)	
12/30/88 H W	86-63
12/21/87 A W	96-74
ARIZONA	
UA leads, 3-0	
(H: 0-0/A: 0-3/N: 0-0)	
11/15/95 A L	57-91
12/1/90 A L	68-95
12/4/87 A L	62-94
ARIZONA STATE	
Series Tied, 2-2	
(H: 0-1/A: 1-1/N: 1-0)	
3/16/90 A W	@86-71
1/8/77 H L	78-79
1/10/76 A L	60-72
3/17/73 N W	\$84-80
ASSUMPTION	
LBSU leads, 1-0	
(H: 0-0/A: 0-0/N: 1-0)	
12/28/73 N W	84-61
AUBURN	
AU leads, 1-0	
(H: 0-0/A: 0-0/N: 0-1)	
12/21/79 N L	69-74
AZUSA PACIFIC	
LBSU leads, 1-0	
(H: 1-0/A: 0-0/N: 0-0)	
12/27/91 H W	112-91
BAYLOR	
Series tied, 2-2	
(H: 1-1/A: 1-0/N: 0-1)	
12/22/79 N L	80-87
12/13/77 A W	85-84
12/14/74 H W	73-68
12/21/63 H L	67-79
BETHUNE-COOKMAN	
LBSU leads, 1-0	
(H: 1-0/A: 0-0/N: 0-0)	
12/30/96 H W	84-79

BIOLA	
LBSU leads, 1-0	
(H: 0-0/A: 0-0/N: 1-0)	
2/5/60 N W	86-65
BOISE STATE	
BSU leads, 6-4	
(H: 2-2/A: 2-2/N: 0-2)	
3/8/01 N L	170-95
2/14/01 H W	80-62
1/13/01 A L	*77-79
1/15/00 A W	68-56
3/5/99 N L	58-71
1/28/99 H L	57-61
1/29/98 A L	60-84
1/6/97 H L	53-78
11/26/82 H W	86-73
12/30/81 A W	85-73
BOWLING GREEN	
LBSU leads, 1-0	
(H: 0-0/A: 0-0/N: 1-0)	
12/12/75 N W	81-80
BRADLEY	
LBSU leads, 2-0	
(H: 1-0/A: 1-0/N: 0-0)	
12/6/89 A W	94-84
12/3/86 H W	80-74
BROOKLYN COLLEGE	
LBSU leads, 1-0	
(H: 1-0/A: 0-0/N: 0-0)	
12/28/90 H W	85-56
BROWN	
Series tied, 1-1	
(H: 0-0/A: 0-0/N: 1-1)	
11/29/97 N W	55-52
12/3/88 N L	61-62
BUCKNELL	
Series tied, 1-1	
(H: 0-0/A: 0-0/N: 1-1)	
12/29/07 N L	57-61
11/24/85 N W	65-45
BUTLER	
LBSU leads, 1-0	
(H: 0-0/A: 0-0/N: 1-0)	
12/10/76 N W	63-50
BYU	
BYU leads, 45-4	
(H: 1-1/A: 1-4/N: 2-0)	
11/14/08 A L	65-75
11/10/07 H L	34-74
12/13/85 A L	75-94
12/10/82 A W	*81-77
12/18/79 H W	78-76
11/28/77 A L	91-100
12/12/75 A L	76-84
12/30/72 N W	101-89
3/11/72 N W	\$95-90
CALIFORNIA	
Cal leads, 3-0	
(H: 0-0/A: 0-3/N: 0-0)	
12/28/07 A L	65-102
11/21/05 A L	69-88
3/15/00 A L	@66-70

CAL BAPTIST	
LBSU leads, 1-0	
(H: 1-0/A: 0-0/N: 0-0)	
1/10/56 H W	97-72
CAL LUTHERAN	
LBSU leads, 1-0	
(H: 0-0/A: 0-0/N: 1-0)	
12/29/66 N W	86-60
CAL POLY POMONA	
LBSU leads, 20-17	
(H: 13-7/A: 5-9/N: 2-1)	
12/8/93 H W	96-63
11/27/87 H W	94-70
12/19/73 H W	79-54
2/8/69 A W	87-70
1/4/69 H W	119-76
2/10/68 A L	79-87
1/6/68 H W	94-74
2/3/67 H L	75-80
2/5/66 A L	81-91
2/2/65 H W	82-76
1/31/64 A L	71-106
12/28/63 H L	83-108
12/8/62 H L	81-85
1/20/62 A L	69-70
12/22/61 N L	79-84
12/9/61 H W	84-67
1/31/61 A L	78-80
1/21/61 H W	85-78
2/20/60 H W	81-75
12/6/58 N W	70-61
12/7/57 N W	72-66
2/20/57 A L	73-75
1/22/57 H W	77-54
3/3/56 H L	60-63
2/21/56 H L	68-70
1/20/56 A W	57-49
11/26/55 A W	56-54
2/18/55 A L	53-55
12/3/54 H W	71-61
2/26/54 A L	66-68
1/16/54 H L	60-64
1952-53 A W	89-53
H W	44-38
1951-52 A W	57-53
H W	85-51
1950-51 H L	60-65
A L	37-66
CAL POLY	
LBSU leads, 34-28	
(H: 22-10/A: 10-17/N: 2-1)	
3/11/10 N W	79-69
2/11/10 A W	78-72
1/16/10 H L	79-90
3/5/09 A W	63-60
1/4/09 H W	70-57
3/6/08 H L	62-68
1/5/08 A L	52-64
3/10/07 N W	!94-83
2/8/07 A W	80-77
1/6/07 H W	77-70
2/9/06 H W	#69-66
1/9/06 A W	#79-66
3/3/05 H W	71-52
12/30/04 A L	62-68
3/6/04 A L	66-79
1/5/04 H W	86-72

3/1/03 A L	64-76
1/29/03 H L	71-86
2/23/02 H W	*83-80
1/24/02 A L	63-75
2/8/01 A L	88-103
1/20/01 H W	89-75
3/4/00 A W	100-92
1/27/00 H W	75-61
2/13/99 A L	79-87
2/6/99 H W	94-80
2/12/98 H L	*79-81
2/5/98 A L	74-84
2/13/97 A W	68-67
1/25/97 H W	89-80
11/26/93 H W	82-58
12/27/74 H W	61-60
12/6/69 H W	79-55
2/15/69 A W	106-72
1/11/69 H W	87-76
2/16/68 H W	97-76
1/12/68 A W	98-79
2/18/67 A L	64-67
1/14/67 H W	117-78
2/18/66 H W	86-74
1/14/66 A L	78-95
2/20/65 A W	98-84
1/16/65 H W	112-85
2/15/64 H W	94-83
1/11/64 A W	93-92
2/15/63 A L	55-87
1/11/63 H W	90-75
2/17/62 A L	85-95
1/13/62 H L	65-81
2/18/61 H L	66-77
1/14/61 A L	79-95
2/26/60 A L	80-82
1/23/60 H W	72-58
2/13/59 A L	59-65
1/9/59 H W	58-45
2/14/58 H W	87-75
1/25/58 A W	68-60
1/25/57 A L	74-78
1/12/57 H L	47-54
1/28/56 H L	59-79
1/28/55 H L	56-67
1951-52 H L	57-90
A L	61-76
1950-51 N L	54-72
CS BAKERSFIELD	
Series tied, 2-2	
(H: 2-1/A: 0-1/N: 0-0)	
2/16/08 A L	71-77
1/23/08 H L	*77-80
11/17/06 H W	73-70
12/22/84 H W	61-58
CS DOMINGUEZ HILLS	
LBSU leads, 3-0	
(H: 3-0/A: 0-0/N: 0-0)	
12/14/00 H W	94-62
11/23/99 H W	85-51
12/1/98 H W	59-56
CS FULLERTON	
LBSU leads, 55-41	
(H: 31-14/A: 19-26/N: 5-1)	
2/4/10 H L	*75-81
1/7/10 A L	75-85
2/18/09 A W	75-74

1/29/09 H L	60-61
3/1/08 A L	51-85
1/31/08 H L	75-91
2/14/07 A W	94-84
1/18/07 H W	95-85
3/9/06 N W	#94-91
2/15/06 H W	#88-79
1/19/06 A W	#*97-96
2/12/05 H W	66-63
1/13/05 A L	71-88
2/14/04 A L	76-77
1/15/04 H L	66-74
2/6/03 H W	79-73
1/11/03 A L	*53-57
1/31/02 A W	77-60
1/5/02 H W	68-60
2/24/01 A W	69-68
1/6/01 H W	78-54
2/24/00 H W	88-75
2/5/00 A W	98-82
2/20/99 H L	65-74
1/21/99 A L	*64-66
2/21/98 A L	70-92
1/22/98 H L	52-61
2/22/97 H W	72-61
1/13/97 A L	75-78
2/1/96 A W	73-56
1/10/96 H W	79-66
2/23/95 H W	73-57
1/28/95 A W	79-70
3/3/94 A W	96-87
1/29/94 H W	91-69
3/12/93 N W	!80-68
2/18/93 A L	61-68
1/21/93 H W	72-58
3/13/92 N W	!77-71
2/20/93 H W	85-71
1/25/93 A L	*77-78
2/16/91 H W	88-83
1/17/91 A W	94-76
2/19/90 A W	*70-69
1/18/90 H L	79-90
3/4/89 H L	*66-68
1/5/89 A W	83-66
3/5/88 A L	70-93
1/2/88 H W	76-69
2/28/87 A L	67-72
2/7/87 H L	65-80
2/1/86 H L	58-75
1/4/86 A L	*80-85
2/2/85 A L	60-69
1/5/85 H L	71-82
2/27/84 A L	51-73
1/19/84 H W	****52-50
3/10/83 N W	!61-59
2/5/83 H L	65-79
1/8/83 A L	60-90
2/27/82 A L	76-77
1/16/82 H W	59-56
2/26/81 A L	47-60
1/17/81 H W	71-56
2/21/80 A W	80-75
1/12/80 H W	51-40
3/1/79 N W	!79-70
2/22/79 A W	70-69
1/13/79 H L	*77-81
3/4/78 N L	!53-64
2/9/78 H W	88-84
1/28/78 A L	81-83
3/5/77 N W	*!65-64

Long Beach State All-Time Scores



2/19/77	A	L	73-78
1/27/77	H	W	74-67
2/26/76	H	W	***68-66
1/31/76	A	L	54-55
3/1/75	H	W	73-53
1/30/75	A	W	76-67
12/28/72	H	W	103-83
2/7/69	H	W	74-66
1/3/69	A	W	79-58
2/9/68	A	W	80-78
1/5/68	H	W	86-67
2/11/67	H	W	79-68
1/7/67	A	W	90-64
2/12/66	A	L	68-70
1/8/66	H	W	95-81
12/22/65	A	L	64-82
1/2/65	A	W	114-77
12/1/65	H	W	93-56
2/8/64	A	L	80-84
1/4/64	H	W	77-61
2/9/63	H	W	89-88
12/15/62	A	L	89-100
2/3/62	A	L	77-82
12/16/62	H	W	85-77
2/4/61	A	W	77-76
12/10/60	H	L	68-73
CS HAYWARD			
LBSU leads, 1-0			
(H: 1-0/A: 0-0/N: 0-0)			
12/2/95	H	W	101-52
CS LOS ANGELES			
LBSU leads, 26-22			
(H: 19-6/A: 7-15/N: 0-1)			
11/23/92	H	W	97-73
12/4/77	H	W	58-46
1/5/76	H	W	82-68
12/6/75	H	W	77-71
1/16/75	H	W	91-70
11/29/74	A	W	81-72
2/16/74	A	W	95-68
1/3/74	H	W	93-76
2/23/73	A	L	**104-107
2/3/73	H	W	103-82
2/26/72	A	W	62-60
1/13/72	H	W	103-83
2/19/71	A	W	91-65
1/13/71	H	W	101-94
12/11/70	H	W	81-73
2/21/70	H	W	104-84
1/17/70	A	W	83-77
2/21/69	H	W	106-78
1/24/69	A	W	85-70
2/23/68	A	L	86-96
1/27/68	H	L	76-90
2/24/67	H	W	80-61
1/27/67	A	L	73-95
2/26/66	A	L	73-75
1/29/66	H	W	65-59
2/26/65	H	W	80-75
1/29/65	A	L	75-94
2/22/64	A	L	101-123
1/25/64	H	L	85-90
2/8/63	A	L	66-76
1/4/63	H	W	82-73
2/24/62	H	L	72-80
1/27/62	A	W	91-72
2/25/61	A	L	85-86
1/28/61	H	W	109-106

2/13/60	H	W	110-100
1/16/60	A	L	70-85
2/24/59	H	L	82-90
1/13/59	A	L	77-81
2/18/58	H	W	69-54
1/23/58	A	L	52-58
2/12/57	H	L	55-85
2/9/57	A	L	52-77
12/28/57	N	L	96-104
1951-52	H	L	69-73
	A	L	49-65
1950-51	A	L	47-91
	A	L	39-79
CS MONTEREY BAY			
LBSU leads, 4-0			
(H: 4-0/A: 0-0/N: 0-0)			
12/12/09	H	W	96-61
11/26/02	H	W	84-73
11/26/01	H	W	81-46
12/22/99	H	W	127-57
CS NORTHRIDGE			
LBSU leads, 26-20			
(H: 17-7/A: 8-12/N: 1-1)			
2/6/10	H	W	65-51
1/28/10	A	W	69-68
2/28/09	A	L	74-95
1/17/09	H	W	74-68
2/20/08	H	L	78-82
1/26/08	A	L	61-100
2/1/07	H	W	79-72
1/13/07	A	L	83-90
2/2/06	A	W	#101-80
1/15/06	H	W	#84-73
2/3/05	A	L	66-68
12/8/05	H	L	53-69
2/5/04	H	L	56-64
1/10/04	A	L	57-79
2/22/03	H	L	71-77
1/22/03	A	L	77-85
2/16/02	A	W	73-60
1/17/02	H	L	54-66
11/14/98	H	L	65-83
12/6/94	A	L	58-64
11/30/94	H	W	87-74
2/26/93	A	L	*78-81
12/4/92	H	W	76-67
12/12/90	H	W	88-73
12/23/71	H	W	103-60
12/8/70	H	W	73-56
12/8/69	A	W	78-65
2/22/69	H	W	92-76
1/25/69	A	W	87-73
2/24/68	A	L	84-88
1/26/68	H	W	114-103
2/25/67	H	W	90-77
1/28/67	A	L	80-93
2/25/66	A	W	95-87
1/28/66	H	L	91-102
12/21/65	N	L	77-101
2/27/65	H	W	101-83
1/30/65	A	L	86-92
12/23/64	N	W	103-92
2/21/64	A	L	84-85
1/24/64	H	W	103-74
2/23/63	H	W	72-49
1/26/63	A	W	81-70
2/6/62	H	W	77-62
1/2/62	A	W	99-53

1/7/61	H	W	103-61
12/26/59	A	W	61-56
2/27/59	H	W	77-43
CS STANISLAUS			
LBSU leads, 1-0			
(H: 1-0/A: 0-0/N: 0-0)			
12/3/03	H	W	71-62
CAL TECH			
Cal Tech leads, 2-1			
(H: 1-1/A: 1-0/N: 0-0)			
2/19/55	H	W	67-53
1/11/55	A	L	60-63
1952-53	H	L	50-63
CANISIUS			
LBSU leads, 1-0			
(H: 0-0/A: 1-0/N: 0-0)			
12/13/73	A	W	94-82
CENTENARY			
LBSU leads, 2-0			
(H: 1-0/A: 1-0/N: 0-0)			
2/26/71	H	W	66-50
2/4/71	A	W	74-56
CENTRAL MISSOURI STATE			
LBSU leads, 1-0			
(H: 1-0/A: 0-0/N: 0-0)			
12/11/64	H	W	73-65
CHAMINADE			
LBSU leads, 2-0			
(H: 1-0/A: 1-0/N: 0-0)			
12/7/87	H	W	114-64
11/28/86	A	W	70-67
CHAPMAN			
LBSU leads, 18-15			
(H: 8-5/A: 7-7/N: 3-3)			
12/10/68	A	W	92-64
12/30/67	N	L	80-83
12/8/67	H	W	83-79
12/22/66	A	L	68-75
12/17/66	N	W	75-49
12/9/66	H	W	81-58
1/1/66	A	L	88-102
12/3/65	N	W	86-80
2/13/65	H	W	109-76
2/6/65	A	W	104-79
12/21/64	N	W	93-80
2/28/64	A	W	64-61
12/6/63	H	W	81-68
2/2/63	H	L	70-81
1/5/63	A	L	74-90
1/6/62	A	L	73-81
12/15/61	H	L	59-69
3/1/61	A	W	70-66
12/3/59	N	L	49-60
1/31/58	H	L	54-59
1/4/58	A	L	82-84
12/6/57	N	L	61-63
2/19/57	H	W	72-69
1/18/57	A	L	67-77
3/1/56	H	L	81-92
1/17/56	H	L	50-57
11/25/55	A	L	59-63
2/4/55	A	W	95-79
12/10/54	H	W	65-58

2/19/54	A	W	90-72
12/15/53	H	W	73-62
1951-52	A	W	66-56
	H	W	74-61
CHARLOTTE			
UNCC leads, 4-1			
(H: 1-1/A: 0-3/N: 0-0)			
11/19/04	A	L	64-93
11/22/02	A	L	61-89
11/24/01	H	L	81-100
11/25/91	A	L	49-72
2/12/90	H	W	83-73
CHICAGO STATE			
LBSU leads, 1-0			
(H: 1-0/A: 0-0/N: 0-0)			
11/26/90	H	W	84-81
CHICO STATE			
LBSU leads, 2-0			
(H: 1-0/A: 1-0/N: 0-0)			
12/1/60	A	W	63-53
12/22/59	H	W	65-52
CINCINNATI			
LBSU leads, 1-0			
(H: 1-0/A: 0-0/N: 0-0)			
12/2/78	H	W	84-62
CLEMSON			
CU leads, 1-0			
11/27/09	N	L	79-87
COLGATE			
CU leads 1-0			
(H: 0-1/A: 0-0/N: 0-0)			
12/30/03	H	L	71-73
COLLEGE of NOTRE DAME			
LBSU leads, 1-0			
(H: 1-0/A: 0-0/N: 0-0)			
12/3/94	H	W	96-68
COLORADO			
LBSU leads, 5-3			
(H: 4-0/A: 1-3/N: 0-0)			
1/3/81	A	L	46-56
12/27/79	H	W	89-72
12/15/76	A	L	70-76
1/3/76	H	W	67-64
1/4/75	H	W	91-77
12/5/73	A	L	71-73
12/11/72	A	W	93-69
1/2/71	H	W	84-62
COLORADO STATE			
CSU leads, 2-1			
(H: 1-1/A: 0-1/N: 0-0)			
12/10/65	A	L	84-93
12/28/61	H	L	82-85
12/29/60	H	W	73-63
COPPIN STATE			
LBSU leads, 1-0			
(H: 0-0/A: 0-0/N: 1-0)			
12/29/94	N	W	69-63
CORNELL			
LBSU leads, 1-0			
(H: 1-0/A: 0-0/N: 0-0)			
12/30/05	H	W	79-65

CORPUS CHRISTI			
LBSU leads, 1-0			
(H: 1-0/A: 0-0/N: 0-0)			
12/2/71	H	W	91-51
CREIGHTON			
CU leads, 3-1			
(H: 1-1/A: 0-2/N: 0-0)			
1/20/73	H	W	68-51
12/18/67	A	L	59-90
12/4/64	A	L	80-88
12/20/63	H	L	93-99
DENVER			
DU leads, 1-0			
(H: 0-0/A: 0-1/N: 0-0)			
12/11/65	A	L	70-98
DETROIT MERCY			
Series tied, 1-1			
(H: 1-0/A: 0-1/N: 0-0)			
11/25/95	A	L	45-52
11/30/94	H	W	71-64
DREXEL			
LBSU leads, 1-0			
(H: 0-0/A: 0-0/N: 1-0)			
12/9/88	N	W	92-84
DUKE			
Duke leads, 2-0			
(H: 0-0/A: 0-2/N: 0-0)			
12/29/09	A	L	63-84
1/5/79	A	L	78-79
EASTERN MICHIGAN			
LBSU leads, 1-0			
(H: 1-0/A: 0-0/N: 0-0)			
1/5/71	H	W	99-63
EASTERN WASHINGTON			
LBSU leads, 1-0			
(H: 0-0/A: 0-0/N: 1-0)			
12/29/92	N	W	76-59
EDINBORO STATE			
LBSU leads, 1-0			
(H: 0-0/A: 0-0/N: 1-0)			
1968-69	N	W	84-58
EVANSVILLE			
LBSU leads, 1-0			
(H: 0-0/A: 1-0/N: 0-0)			
12/29/73	A	W	75-67
FAIRLEIGH DICKINSON			
LBSU leads, 1-0			
(H: 0-0/A: 1-0/N: 0-0)			
12/22/93	A	W	*108-107
FLORIDA A&M			
LBSU leads, 1-0			
(H: 1-0/A: 0-0/N: 0-0)			
11/15/97	H	W	53-51
FLORIDA INTERNATIONAL			
FIU leads, 1-0			
(H: 0-0/A: 0-1/N: 0-0)			
11/30/97	A	L	74-85

FORDHAM		
FU leads, 1-0		
(H: 1-0/A: 0-0/N: 0-0)		
1/3/85	H L	55-67
FRESNO STATE		
FS leads, 41-34		
(H: 19-17/A: 14-23/N: 1-1)		
12/30/92	A W	82-61
2/17/92	A W	73-61
1/16/92	H W	80-72
2/28/91	H L	97-107
1/4/91	A L	73-77
3/1/90	A W	81-75
1/4/90	H W	66-60
2/11/89	H W	59-51
1/14/89	A L	55-56
2/11/88	A L	75-88
1/16/88	H W	66-63
2/14/87	A L	67-68
1/8/87	H W	67-60
2/15/86	A L	59-70
1/16/86	H L	*55-58
2/16/85	H L	52-66
1/17/85	A L	56-60
3/3/84	H L	58-79
1/28/84	A L	42-58
2/10/83	A W	80-69
1/13/83	H L	44-75
3/4/82	N L	!55-76
2/11/82	A L	45-54
2/4/82	H W	*45-42
2/21/81	H L	46-67
1/22/81	A W	55-54
2/7/80	A W	67-65
2/2/80	H W	66-61
2/8/79	A L	66-74
2/3/79	H L	71-78
3/3/78	N W	!68-62
2/18/78	H L	67-75
1/19/78	A L	56-70
2/26/77	H W	85-46
1/22/77	A W	82-75
2/14/76	A W	66-56
2/7/76	H W	92-67
2/15/75	A W	84-78
2/8/75	H L	69-71
3/5/74	H W	84-61
2/14/74	A W	62-45
3/1/73	H W	72-62
1/13/73	A W	92-72
2/10/72	A L	69-76
1/8/72	H W	98-78
2/12/71	H W	89-65
1/29/71	A W	79-66
2/14/70	A W	69-67
1/31/70	H W	81-72
2/14/69	A L	63-70
2/10/69	H W	75-66
2/17/68	H W	71-67
1/13/68	A L	85-89
2/17/67	A L	60-62
1/13/67	H L	84-86
2/19/66	H L	77-84
1/15/66	A L	78-99
2/19/65	A L	77-91
1/15/65	H L	72-79
2/14/64	H L	76-93
1/10/64	A L	84-95
2/16/63	A L	62-81

1/12/63	H L	59-76
2/16/62	A L	80-89
1/12/62	H W	77-70
2/17/61	H W	97-76
1/13/61	A W	97-83
1/30/60	A L	70-71
1/15/60	H W	71-66
2/7/59	H L	52-64
1/24/59	A L	76-78
2/7/58	A L	62-95
1/11/58	H L	60-73
12/14/56	A L	68-89
2/10/54	H L	70-86
GEORGE MASON		
Series tied, 1-1		
(H: 1-0/A: 0-1/N: 0-0)		
12/10/96	A L	70-78
12/22/95	H W	98-84
GEORGETOWN		
GU leads, 3-0		
(H: 0-1/A: 0-1/N: 0-1)		
12/22/04	N L	51-57
12/19/87	A L	63-82
12/30/86	H L	72-86
GEORGIA		
UGA leads, 1-0		
(H: 0-0/A: 0-0/N: 0-1)		
12/2/88	N L	63-80
GEORGIA SOUTHERN		
GSU leads, 1-0		
(H: 0-0/A: 0-0/N: 0-1)		
12/7/90	N L	67-84
GONZAGA		
GU leads, 2-1		
(H: 1-0/A: 0-2/N: 0-0)		
12/20/02	A L	55-90
11/30/62	A L	74-78
2/2/62	H W	90-83
GREEN BAY		
Series tied 1-1		
(H: 0-1/A: 1-0/N: 0-0)		
11/21/09	A W	81-69
2/21/09	H L	75-86
HAMLIN		
LBSU leads, 1-0		
(H: 1-0/A: 0-0/N: 0-0)		
12/29/62	H W	85-72
HARVARD		
LBSU leads, 1-0		
(H: 1-0/A: 0-0/N: 0-0)		
12/29/90	H W	*81-77
HAWAII		
LBSU leads, 6-5		
(H: 4-1/A: 2-4/N: 0-0)		
12/9/07	A L	57-61
2/17/07	H L	78-93
12/20/04	A L	45-54
12/6/95	H W	71-66
3/18/90	A L	@79-84
12/3/85	A L	74-78
2/20/78	H W	91-74

2/24/77	H W	110-69
2/9/76	H W	*67-64
2/6/70	A W	67-63
2/4/70	A W	61-59
HAWAII-PACIFIC		
LBSU leads, 1-0		
(H: 0-0/A: 1-0/N: 0-0)		
12/4/85	A W	83-81
HIRAM SCOTT		
LBSU leads, 1-0		
(H: 1-0/A: 0-0/N: 0-0)		
12/21/68	H W	103-84
HOFSTRA		
LBSU leads, 2-0		
(H: 1-0/A: 1-0/N: 0-0)		
12/28/89	H W	89-69
12/19/72	A W	93-44
HOUSTON		
Series tied, 2-2		
(H: 1-0/A: 0-2/N: 1-0)		
12/3/93	N W	77-67
12/8/86	H W	71-65
12/21/85	A L	86-96
12/22/69	A L	69-76
HOWARD		
LBSU leads, 1-0		
(H: 1-0/A: 0-0/N: 0-0)		
12/23/92	H W	95-62
IDAHO		
LBSU leads, 11-7		
(H: 3-3/A: 6-4/N: 2-0)		
2/20/10	A W	77-66
2/26/05	A W	71-58
1/27/05	H W	53-52
2/28/04	H L	56-60
1/29/04	A W	64-60
2/13/03	A L	67-75
1/16/03	H W	59-55
2/9/02	H L	62-64
1/10/01	A L	67-69
2/10/01	H W	86-79
12/9/00	A W	**94-88
3/9/00	N W	!97-86
1/13/00	A W	76-64
3/4/99	N W	!81-76
1/2/99	A W	75-68
2/26/98	H L	64-72
2/27/97	A L	51-53
12/3/62	A L	68-85
IDAHO STATE		
LBSU leads, 4-3		
(H: 2-1/A: 2-1/N: 0-1)		
11/25/08	A W	**88-82
11/17/07	H W	*66-61
12/28/81	A L	72-79
21/1/80	H W	83-59
3/12/77	N L	\$72-83
12/29/65	H L	87-105
12/2/61	A W	69-64
ILLINOIS		
UI leads, 2-1		
(H: 1-0/A: 0-1/N: 0-1)		

3/18/93	N L	\$72-75
12/8/79	A L	60-77
1/1/77	H W	84-70
ILLINOIS STATE		
LBSU leads, 1-0		
(H: 1-0/A: 0-0/N: 0-0)		
2/4/72	H W	88-63
ILLINOIS WESLEYAN		
LBSU leads, 1-0		
(H: 1-0/A: 0-0/N: 0-0)		
12/29/84	H W	65-54
INDIANA		
IU leads, 1-0		
(H: 0-0/A: 0-1/N: 0-0)		
12/9/89	A L	75-92
INDIANA STATE		
LBSU leads, 2-0		
(H: 1-0/A: 0-0/N: 1-0)		
12/23/04	N W	38-37
12/22/73	H W	74-45
IONA		
Iona leads, 1-0		
(H: 0-0/A: 0-0/N: 0-1)		
12/1/79	N L	75-85
IOWA		
Iowa leads, 1-0		
(H: 0-0/A: 0-1/N: 0-0)		
12/4/93	A L	79-101
IPFW		
LBSU leads, 1-0		
(H: 1-0/A: 0-0/N: 0-0)		
12/29/01	H W	105-70
JACKSONVILLE		
LBSU leads, 1-0		
(H: 0-0/A: 1-0/N: 0-0)		
12/20/72	A W	97-70
KANSAS		
KU leads, 2-1		
(H: 0-1/A: 1-1/N: 0-0)		
1/25/93	A W	64-49
12/7/91	H L	60-66
12/1/70	A L	52-69
KANSAS STATE		
KSU leads, 3-2		
(H: 1-1/A: 1-2/N: 0-0)		
1/4/00	A W	70-64
12/12/98	H L	77-90
11/22/97	A L	50-89
1/2/80	A L	67-90
12/23/78	H W	75-69
KENTUCKY		
UK leads, 1-0		
(H: 0-0/A: 0-1/N: 0-0)		
12/23/09	A L	73-86
LAMAR		
LBSU leads, 2-0		
(H: 0-0/A: 1-0/N: 1-0)		
11/30/79	N W	98-85

12/23/69	A W	92-78
LaSALLE		
LaSalle leads, 1-0		
(H: 0-0/A: 0-0/N: 0-1)		
12/10/88	N L	63-96
La VERNE		
LBSU leads, 12-6		
(H: 7-1/A: 4-5/N: 1-0)		
12/4/59	N W	87-54
2/1/58	A W	92-58
12/10/57	H W	82-76
1/2/57	H W	84-70
12/5/56	A L	63-71
2/7/56	A L	59-60
12/6/55	H W	106-76
2/25/55	A W	79-72
2/1/55	H W	76-64
1/19/54	H W	75-50
12/4/53	A W	75-61
1952-53	A W	70-42
	H W	97-76
1951-52	A L	65-67
	H W	72-49
1950-51	A L	65-77
	A L	63-91
	H L	50-76
LEHIGH		
LBSU leads, 1-0		
(H: 1-0/A: 0-0/N: 0-0)		
12/30/97	H W	72-64
LONG ISLAND		
LBSU leads, 2-1		
(H: 1-0/A: 1-0/N: 0-1)		
12/27/75	N L	62-69
12/15/73	A W	60-46
12/22/72	H W	104-62
UL-LAFAYETTE		
ULL leads, 1-0		
(H: 0-0/A: 0-1/N: 0-0)		
12/11/71	A L	83-90
LOYOLA-CHICAGO		
LBSU leads, 3-1		
(H: 1-0/A: 2-1/N: 0-0)		
1/8/79	A L	86-95
12/30/78	H W	84-73
1/22/72	A W	79-58
1/15/70	A W	*84-81
LOYOLA MARYMOUNT		
LBSU leads, 17-6		
(H: 12-1/A: 4-5/N: 1-0)		
12/21/09	A L	*80-85
12/5/07	H W	77-52
12/22/06	A W	66-65
11/30/05	H W	#93-85
12/4/04	A L	57-73
12/23/03	H W	71-68
12/14/02	A L	68-76
12/18/01	H L	68-76
12/18/00	A W	57-54
12/18/99	H W	95-64
11/17/98	A W	*98-92
12/13/87	A W	*117-113
12/13/86	A L	87-98

Long Beach State All-Time Scores



12/8/83	A	W	73-71
1/3/83	H	W	104-90
12/19/80	N	W	66-63
12/5/78	H	W	74-65
12/28/76	H	W	85-69
12/11/73	H	W	84-58
12/23/72	H	W	105-77
12/15/71	H	W	73-67
12/26/69	H	W	81-65
1/19/68	A	L	80-97
12/22/62	H	W	68-61
MANHATTAN			
LBSU leads, 2-0			
(H: 1-0/A: 1-0/N: 0-0)			
12/30/06	H	W	74-61
2/18/06	A	W	108-94
MARQUETTE			
MU leads, 4-2			
(H: 2-0/A: 0-4/N: 0-0)			
12/28/86	A	L	48-60
1/7/80	H	W	77-69
1/16/79	A	L	80-99
1/22/74	A	L	52-54
3/3/73	H	W	76-66
12/19/70	A	L	66-83
MEMPHIS			
Series tied, 1-1			
(H: 1-0/A: 0-1/N: 0-0)			
2/20/95	A	L	73-82
2/21/94	H	W	80-53
MERCER			
LBSU leads, 1-0			
(H: 0-0/A: 0-0/N: 1-0)			
12/6/96	N	W	76-45
MIAMI (OHIO)			
Miami leads, 1-0			
(H: 0-0/A: 0-1/N: 0-0)			
12/16/95	A	L	*62-69
MICHIGAN STATE			
MSU leads, 3-1			
(H: 0-1/A: 0-2/N: 1-0)			
12/30/94	A	L	60-70
12/4/80	H	L	60-71
12/6/79	A	L	73-87
12/21/74	N	W	74-62
MINNESOTA			
UM leads, 2-0			
(H: 0-0/A: 0-2/N: 0-0)			
12/9/03	A	L	58-88
1/2/82	A	L	67-75
MISSISSIPPI			
Series tied, 1-1			
(H: 0-0/A: 0-0/N: 1-1)			
12/11/82	N	L	53-54
12/27/72	N	W	87-68
MISSISSIPPI STATE			
MSU leads, 1-0			
(H: 0-0/A: 0-0/N: 0-1)			
12/20/75	N	L	57-70

MISSOURI			
MU leads, 1-0			
(H: 0-0/A: 0-0/N: 0-1)			
11/30/86	N	L	58-71
MONTANA			
LBSU leads, 3-2			
(H: 1-1/A: 1-1/N: 1-0)			
12/21/96	A	L	70-80
12/21/94	H	W	79-69
12/29/79	A	W	88-77
12/23/76	H	L	75-77
12/7/74	N	W	79-56
MONTANA STATE			
Series Tied, 2-2			
(H: 1-1/A: 1-1/N: 0-0)			
12/20/08	H	L	61-75
1/13/07	A	L	56-74
12/28/65	H	W	100-84
12/1/61	A	W	59-53
NEBRASKA			
NU leads, 3-0			
(H: 0-1/A: 0-1/N: 0-1)			
1/6/96	A	L	68-69
1/9/95	H	L	71-82
12/6/74	N	L	55-67
NEVADA			
LBSU leads, 11-6			
(H: 5-2/A: 5-4/N: 1-0)			
2/19/00	A	W	76-66
1/7/99	H	W	68-58
1/8/98	A	L	73-85
2/6/97	H	L	*82-85
2/15/96	A	L	73-76
1/20/96	H	L	75-79
3/12/95	N	W	*176-69
2/2/95	H	W	67-64
1/11/95	A	W	69-64
2/19/94	A	W	70-64
1/10/94	H	W	78-66
2/13/93	H	W	91-82
1/14/93	A	W	84-75
12/4/61	A	L	63-82
12/21/59	H	W	82-57
12/12/59	A	W	67-45
12/10/58	A	L	45-49
NEW HAMPSHIRE			
LBSU leads, 1-0			
(H: 0-0/A: 0-0/N: 1-0)			
12/8/89	N	W	68-47
NEW MEXICO			
UNM leads, 3-2			
(H: 2-0/A: 0-2/N: 0-1)			
11/29/86	N	L	*88-92
12/1/83	A	L	54-74
12/20/82	H	W	98-95
12/7/64	A	L	53-72
12/14/62	H	W	60-44
NEW MEXICO STATE			
NMSU leads, 21-17			
(H: 11-5/A: 3-13/N: 4-3)			
11/30/08	H	W	82-77
2/23/08	A	L	48-80
3/10/00	N	L	!*84-89
1/20/00	H	W	78-66

1/14/99	A	L	46-60
1/15/98	H	W	*61-59
3/7/97	N	L	!76-88
1/30/97	A	L	64-84
2/10/96	H	W	73-57
1/22/96	A	L	63-76
3/11/95	N	W	!87-79
3/2/95	A	L	69-73
1/5/95	H	L	78-98
2/24/94	H	W	84-83
1/5/94	A	L	76-94
3/14/93	N	W	!70-62
2/6/93	A	L	65-77
1/9/93	H	W	97-71
3/14/92	N	L	!72-80
2/6/92	H	W	92-76
1/11/92	A	L	51-67
2/2/91	H	L	64-66
1/7/91	A	L	63-80
3/10/90	N	W	!90-85
2/3/90	A	L	91-104
1/15/90	H	W	72-56
2/18/89	H	W	66-52
1/21/89	A	L	64-72
2/20/88	A	W	62-61
1/23/88	H	W	75-67
2/23/87	A	L	75-84
1/17/87	H	W	80-75
2/22/86	H	L	61-72
1/11/86	A	L	57-80
2/23/85	A	W	72-70
1/12/85	H	L	79-85
2/11/84	A	W	*93-89
1/14/84	H	L	64-71
12/5/81	N	W	85-70
NORFOLK STATE			
NSU leads, 1-0			
(H: 0-1/A: 0-0/N: 0-0)			
11/25/97	H	L	53-72
NORTH CAROLINA STATE			
NCSU leads, 1-0			
(H: 0-0/A: 0-1/N: 0-0)			
1/6/79	A	L	73-100
NORTHERN ARIZONA			
NAU leads, 1-0			
(H: 0-0/A: 0-1/N: 0-0)			
12/13/65	A	L	83-106
NORTHERN ILLINOIS			
LBSU leads, 3-0			
(H: 1-0/A: 1-0/N: 1-0)			
1/11/75	A	W	86-80
1/26/74	H	W	106-71
1/27/73	N	W	101-86
NORTH TEXAS			
LBSU leads, 6-3			
(H: 4-0/A: 1-3/N: 1-0)			
1/22/00	H	W	100-63
1/16/99	A	W	79-72
1/17/98	H	W	93-70
2/2/97	A	L	69-78
11/24/90	A	L	82-94
12/18/89	H	W	92-74
12/27/87	N	W	89-88
12/14/77	A	L	91-96
12/1/72	H	W	90-63

NORTHWESTERN			
NU leads, 1-0			
(H: 0-0/A: 0-1/N: 0-0)			
12/27/98	A	L	47-67
NORTHWEST MISSOURI STATE			
LBSU leads, 1-0			
(H: 1-0/A: 0-0/N: 0-0)			
12/16/69	H	W	122-96
NOTRE DAME			
ND leads, 1-0			
(H: 0-0/A: 0-1/N: 0-0)			
11/19/09	A	L	62-82
OCCIDENTAL			
Series tied, 3-3			
(H: 1-2/A: 0-1/N: 2-0)			
12/26/68	N	W	88-65
12/17/68	H	W	82-63
12/29/67	N	W	102-80
2/26/55	H	L	53-77
2/15/55	A	L	59-100
1951-52	H	L	65-66
OHIO STATE			
OSU leads, 1-0			
(H: 0-0/A: 0-0/N: 0-1)			
12/26/87	N	L	86-93
OKLAHOMA CITY			
LBSU leads, 3-1			
(H: 1-0/A: 1-1/N: 1-0)			
12/29/75	A	L	57-78
12/29/72	N	W	80-78
1/3/70	H	W	112-80
12/12/68	A	W	92-75
OKLAHOMA STATE			
Series tied, 2-2			
(H: 1-0/A: 1-1/N: 0-1)			
12/15/79	H	W	102-67
12/11/78	A	W	94-91
12/17/63	A	L	66-91
12/21/62	H	L	55-61
ORAL ROBERTS			
LBSU leads, 2-1			
(H: 2-0/A: 0-1/N: 0-0)			
1/9/75	A	L	86-91
2/2/74	H	W	98-89
12/6/68	H	W	84-67
OREGON			
UO leads, 2-0			
(H: 0-0/A: 0-2/N: 0-0)			
12/29/08	A	L	74-86
11/17/01	A	L	67-97
OREGON STATE			
Series tied, 2-2			
(H: 1-0/A: 1-0/N: 0-1)			
11/25/00	N	L	66-78
12/3/96	H	W	68-56
12/9/95	A	W	65-54
12/8/90	N	L	72-75
PACIFIC			
LBSU leads, 51-37			
(H: 30-10/A: 16-23/N: 5-4)			

3/12/10	N	W	68-61
2/27/10	A	L	51-61
2/17/10	H	L	52-74
3/13/09	N	L	60-65
2/7/09	H	W	**81-80
1/8/09	A	W	74-64
2/9/08	A	L	55-70
1/10/08	H	L	77-83
2/26/07	A	W	82-76
2/3/07	H	W	92-64
3/11/06	N	L	70-78
2/4/06	A	L	78-87
1/13/06	H	L	72-78
2/5/05	A	L	58-87
1/6/05	H	L	60-68
2/7/04	H	L	58-67
1/8/04	A	L	55-70
2/19/03	H	W	70-61
1/25/03	A	L	60-93
2/14/02	A	W	77-63
1/19/02	H	W	78-74
3/4/01	H	W	82-72
2/27/01	A	W	59-58
2/17/00	A	W	76-66
2/10/00	H	W	78-63
2/27/99	H	W	83-75
1/30/99	A	L	59-70
2/28/98	A	L	47-63
1/31/98	H	L	50-69
3/1/97	H	W	79-75
1/18/97	A	L	57-74
2/22/96	H	L	61-71
1/27/96	A	W	83-77
2/9/95	A	W	65-63
1/16/95	H	W	77-70
3/11/94	N	L	!74-87
2/10/94	H	W	88-75
1/17/94	A	L	69-92
3/6/93	H	L	66-69
1/4/93	A	L	56-68
3/5/92	A	L	61-71
1/4/92	H	W	86-78
3/2/91	H	W	84-78
1/2/91	A	L	65-67
3/4/90	H	W	81-75
2/9/89	H	W	60-49
1/16/89	A	W	76-61
2/13/88	A	W	82-71
1/14/88	H	W	105-70
2/12/87	A	L	56-69
1/10/87	H	W	59-50
2/13/86	A	L	50-54
1/18/86	H	W	76-53
2/14/85	H	L	57-64
1/19/85	A	L	**73-75
2/23/84	H	W	68-58
1/26/84	A	W	88-68
3/3/83	A	L	84-98
2/17/83	H	W	87-70
2/20/82	H	W	83-69
1/23/82	A	L	58-60
3/5/81	N	W	!83-77
2/19/81	H	W	83-73
1/24/81	A	L	73-76
2/29/80	N	W	!72-70
2/9/80	H	W	82-64
1/31/80	A	W	92-78
3/2/79	N	L	!69-74
2/11/79	A	L	73-78
2/1/79	H	L	69-88

3/2/78	N	W	!84-82
2/23/78	H	W	*79-78
1/14/78	A	L	70-82
2/12/77	H	W	63-62
1/3/77	A	L	69-73
2/19/76	A	W	56-51
1/24/76	H	W	58-49
2/22/75	A	W	70-61
1/23/75	H	W	87-56
3/2/74	H	W	76-52
1/10/74	A	W	72-53
2/17/73	H	W	85-64
1/7/73	A	W	91-85
2/19/72	H	W	86-62
1/30/72	A	L	86-104
3/18/71	N	W	\$78-65
12/27/69	H	W	94-75
PASADENA COLLEGE			
PC leads, 17-3			
(H: 3-7/A: 0-9/N: 0-1)			
2/11/61	A	L	86-100
12/9/60	H	W	80-64
12/28/59	H	W	72-69
1/2/59	A	L	65-80
12/4/58	N	L	54-68
2/22/58	H	L	53-70
1/15/57	A	L	81-91
12/10/56	H	L	61-86
2/14/56	H	L	39-69
1/3/56	A	L	69-105
1/4/55	H	L	59-85
2/16/54	H	L	67-94
1/5/54	A	L	60-90
1952-53	A	L	57-90
	H	L	81-88
1951-52	A	L	81-92
	A	L	72-90
	H	W	61-59
1950-51	H	L	63-81
	A	L	65-78
PENN STATE			
LBSU leads, 1-0			
(H: 0-0/A: 0-0/N: 1-0)			
12/27/85	N	W	47-45
PEPPERDINE			
PU leads, 16-8			
(H: 5-8/A: 3-8/N: 0-0)			
11/17/09	A	W	67-58
12/03/08	H	W	80-61
11/21/07	A	L	*81-92
12/7/06	H	W	95-90
12/17/05	A	L	86-92
11/23/04	H	L	78-82
12/6/03	A	L	73-87
12/2/02	H	L	63-65
12/4/01	A	L	83-93
12/6/00	H	L	62-81
11/20/99	A	L	74-76
11/21/98	H	L	48-52
12/11/86	A	W	86-77
11/27/84	H	L	64-81
1/2/84	H	L	64-78
12/30/82	A	L	90-105
2/9/82	H	W	80-78
1/10/81	A	L	71-73
3/4/80	H	W	@104-87
12/13/79	H	L	94-95

12/17/60	A	W	86-67
12/13/60	H	W	72-63
1/23/54	A	L	48-101
12/7/53	H	L	64-79
POINT LOMA NAZARENE			
LBSU leads, 1-0			
(H: 1-0/A: 0-0/N: 0-0)			
12/18/92	H	W	112-71
PORTLAND			
UP leads, 5-0			
(H: 0-2/A: 0-3/N: 0-0)			
12/3/05	A	L	95-99
12/11/04	H	L	70-71
11/29/03	A	L	59-65
12/30/02	H	L	49-54
12/4/62	A	L	70-72
PORTLAND STATE			
LBSU leads, 2-0			
(H: 1-0/A: 1-0/N: 0-0)			
12/29/76	H	W	101-90
12/8/72	A	W	102-66
PUGET SOUND			
LBSU leads, 2-0			
(H: 1-0/A: 0-0/N: 1-0)			
12/1/73	H	W	84-55
12/9/72	N	W	102-70
PURDUE			
Purdue leads, 2-1			
(H: 1-0/A: 0-2/N: 0-0)			
12/7/96	A	L	71-86
12/2/89	H	W	70-69
11/29/88	A	L	53-100
REDLANDS			
RU leads, 12-6			
(H: 5-3/A: 1-8/N: 0-1)			
2/5/68	H	W	78-71
12/14/66	N	L	76-90
12/6/66	A	L	60-65
12/18/65	H	W	104-91
12/27/58	A	W	66-36
12/5/58	A	L	60-70
1/3/58	H	W	52-49
12/5/57	A	L	58-70
12/30/55	H	L	61-77
12/7/54	A	L	48-60
2/12/54	A	L	64-69
2/6/54	H	L	54-72
1952-53	H	W	82-58
	A	L	59-69
1951-52	A	L	45-59
	H	W	70-64
1950-51	H	L	48-73
	A	L	39-63
RICHMOND			
RU leads, 1-0			
(H: 0-0/A: 0-0/N: 0-1)			
12/4/99	N	L	62-73
ROBERT MORRIS			
LBSU leads, 1-0			
(H: 1-0/A: 0-0/N: 0-0)			
12/30/91	H	W	84-81

SACRAMENTO STATE			
CSUS leads, 6-5			
(H: 3-0/A: 0-6/N: 2-0)			
12/9/06	H	W	76-55
12/5/05	A	L	94-106
11/27/04	H	W	87-63
12/27/03	A	L	51-73
12/23/61	N	W	72-54
12/2/60	A	L	58-76
2/6/60	N	W	87-53
12/1/58	A	L	64-76
12/8/58	H	W	75-73
12/15/56	A	L	68-72
1951-52	A	L	51-62
SAINT LOUIS			
SLU leads, 1-0			
(H: 0-0/A: 0-1/N: 0-0)			
12/1/07	A	L	48-52
ST. FRANCIS (NY)			
SFU leads, 1-0			
(H: 0-1/A: 0-0/N: 0-0)			
12/20/97	H	L	!83-92
ST. JOSEPH'S (IN)			
Series tied, 1-1			
(H: 1-0/A: 0-1/N: 0-0)			
1/18/69	H	W	88-68
12/16/67	A	L	72-79
ST. JOSEPH'S (PA)			
SJU leads, 1-0			
(H: 0-0/A: 0-0/N: 0-1)			
12/3/99	N	L	76-79
SAINT MARY'S (CA)			
Series tied, 2-2			
(H: 2-0/A: 0-2/N: 0-0)			
1/4/97	A	L	!64-71
12/19/95	H	W	86-69
12/10/70	H	W	110-76
12/3/60	A	L	52-81
SAN DIEGO			
LBSU leads, 10-6			
(H: 4-1/A: 4-1/N: 2-4)			
12/5/92	N	W	80-74
12/19/86	N	L	55-60
11/23/85	N	L	63-70
11/28/83	A	W	!73-65
12/18/82	H	W	87-62
12/7/68	A	W	70-69
11/30/68	H	W	79-54
12/27/67	N	L	63-83
12/4/65	N	L	64-66
12/15/64	A	W	85-75
12/12/64	H	L	68-72
2/29/64	H	W	86-84
1/18/64	A	W	86-71
12/21/61	N	W	77-55
1/8/57	A	L	77-81
12/4/56	H	W	74-65
SAN DIEGO STATE			
SDSU leads, 34-22			
(H: 12-14/A: 10-20/N: 0-0)			
11/21/03	A	L	44-74
12/10/02	H	L	55-64
11/28/98	A	W	75-70
12/23/97	H	L	63-66
2/12/85	A	L	69-86
12/15/84	H	L	60-62
12/6/83	A	L	76-91
2/22/83	A	L	76-91
12/1/82	H	L	80-93
12/22/81	A	L	84-92
12/27/80	H	L	68-71
2/4/78	H	W	89-79
2/2/78	A	L	82-88
2/17/77	A	W	75-73
1/29/77	H	W	85-83
2/28/76	H	L	!62-67
1/29/76	A	L	52-79
2/27/75	H	W	97-74
2/1/75	A	L	77-84
2/9/74	A	W	98-72
2/7/74	H	W	64-48
2/10/73	A	W	84-66
2/7/73	H	W	97-76
2/12/72	H	W	85-68
1/6/72	A	W	89-75
2/20/71	H	W	63-61
1/8/71	A	W	83-73
2/27/70	H	W	74-55
1/9/70	A	W	60-56
3/1/68	H	L	72-84
2/2/68	A	W	62-57
2/10/67	A	L	66-84
1/6/67	H	L	56-74
2/11/66	H	L	65-84
1/7/66	A	L	81-102
2/12/65	A	W	72-66
1/8/65	H	L	62-69
2/7/64	H	L	69-80
1/3/64	A	L	70-74
3/1/63	H	W	78-63
2/1/63	A	L	80-85
2/9/62	A	W	79-78
1/5/62	H	W	80-55
2/10/61	H	W	79-73
1/6/61	A	L	71-72
2/12/60	H	W	104-72
1/9/60	A	L	61-67
2/21/59	A	L	64-84
1/16/59	H	L	63-71
2/28/58	A	L	59-67
1/18/58	H	L	53-73
2/2/57	H	L	64-71
1/11/57	A	L	69-79
2/25/56	A	L	60-91
2/3/56	A	L	38-74
1/19/53	A	L	59-95
SAN FRANCISCO			
LBSU leads, 4-3			
(H: 1-1/A: 1-1/N: 2-1)			
12/06/08	A	L	**74-78
12/18/07	H	W	71-68
11/24/00	N	W	76-74
12/4/74	H	L	84-94
12/7/73	A	W	65-64
3/15/73	N	L	\$77-79
3/16/72	N	W	\$75-55
SAN FRANCISCO STATE			
No Series Record			
(H: 0-0/A: 0-0/N: 0-0)			
11/27/05	H	W	#108-51

SAN JOSE STATE			
LBSU leads, 44-18			
(H: 23-4/A: 17-12/N: 4-2)			
12/17/06	A	W	76-67
11/15/06	N	W	86-67
12/10/05	H	L	56-69
2/24/96	H	W	105-86
1/25/96	A	W	76-63
2/11/95	A	W	83-70
1/14/95	H	W	62-44
2/12/94	H	W	73-66
1/15/94	A	W	78-71
3/4/93	H	W	103-87
1/2/93	A	W	88-73
3/8/92	A	W	93-80
1/2/92	H	W	68-65
2/11/91	A	L	68-71
1/26/91	H	L	65-66
2/22/90	H	W	84-80
1/27/90	A	W	85-83
2/4/89	A	W	58-54
1/8/89	H	W	70-64
2/4/88	H	W	81-68
1/9/88	A	L	79-80
1/31/87	H	L	59-71
1/3/87	A	L	56-73
2/8/86	A	W	56-55
1/20/86	H	L	62-72
2/9/85	A	W	72-68
1/21/85	H	L	67-73
2/18/84	A	L	53-56
1/23/84	H	W	63-52
2/19/83	H	W	83-69
2/12/83	A	L	62-75
3/3/82	N	W	!71-68
2/13/82	A	W	*57-56
2/6/82	H	W	47-45
3/6/81	N	L	!50-64
2/12/81	A	L	*69-72
2/7/81	H	W	60-50
3/1/80	N	L	!55-57
2/16/80	H	W	82-74
1/17/80	A	L	61-64
2/17/79	H	W	92-80
1/20/79	A	W	85-74
2/25/78	H	W	113-97
1/12/78	A	L	76-80
12/9/77	N	W	94-84
3/6/77	N	W	!76-63
2/10/77	H	W	101-69
2/5/77	A	L	66-75
2/21/76	A	L	62-71
1/22/76	H	W	63-61
2/20/75	A	W	67-63
1/25/75	H	W	72-66
2/28/74	H	W	84-60
1/12/74	A	W	72-57
2/15/73	H	W	117-75
1/5/73	A	L	61-68
2/17/72	H	W	88-51
1/28/72	A	W	73-72
2/13/71	H	W	104-53
1/30/71	A	W	91-61
2/13/70	A	W	97-81
1/30/70	H	W	94-55
SANTA CLARA			
Series tied, 3-3			
(H: 2-0/A: 1-2/N: 0-1)			
1/10/83	A	L	*79-81

Long Beach State All-Time Scores



12/11/80	H	W	73-72
12/23/75	A	L	67-68
12/20/74	A	W	68-54
12/17/71	H	W	80-59
3/14/70	N	L	\$86-89
SEATTLE PACIFIC			
SPU leads, 1-0			
(H: 0-0/A: 0-0/N: 0-1)			
12/27/66	N	L	58-63
SOUTHERN CAL COLLEGE			
LBSU leads, 1-0			
(H: 1-0/A: 0-0/N: 0-0)			
12/11/92	H	W	92-62
SOUTHERN ILLINOIS			
SIU leads, 2-1			
(H: 1-0/A: 0-1/N: 0-1)			
11/17/00	A	L	89-101
11/28/99	H	W	78-77
12/6/97	N	L	*72-75
SMU			
LBSU leads, 1-0			
(H: 0-0/A: 1-0/N: 0-0)			
12/5/76	A	W	68-67
SOUTHERN UTAH			
SUU leads, 2-0			
(H: 0-1/A: 0-1/N: 0-0)			
12/20/03	H	L	59-60
12/4/02	A	L	67-79
SOUTHWEST MISSOURI STATE			
SMS leads, 2-0			
(H: 0-1/A: 0-1/N: 0-0)			
12/9/98	A	L	52-80
1/9/97	H	L	75-90
STANFORD			
Stanford leads, 3-0			
(H: 0-1/A: 0-2/N: 0-0)			
12/15/01	A	L	77-94
12/2/00	H	L	63-86
3/18/88	A	L	@77-80
STEPHEN F. AUSTIN			
LBSU leads, 2-0			
(H: 1-0/A: 1-0/N: 0-0)			
12/14/91	A	W	70-62
11/25/89	H	W	105-61
SYRACUSE			
SU leads, 2-0			
(H: 0-0/A: 0-2/N: 0-0)			
12/13/08	A	L	55-79
12/15/90	A	L	79-94
TCU			
TCU leads, 4-1			
(H: 1-1/A: 0-3/N: 0-0)			
3/19/92	A	L	@61-73
12/23/86	H	L	72-88
12/23/85	A	L	50-85
12/17/83	A	L	44-79
12/4/82	H	W	92-74

TEMPLE			
LBSU leads, 2-1			
(H: 2-0/A: 0-1/N: 0-0)			
12/22/08	H	W	76-71
12/2/06	A	L	49-74
1/4/72	H	W	95-82
TENNESSEE			
UT leads, 1-0			
(H: 0-0/A: 0-0/N: 0-1)			
3/16/07	N	L	\$86-121
TEXAS			
UT leads, 4-3			
(H: 2-1/A: 1-3/N: 0-0)			
12/7/09	A	L	74-107
12/13/89	A	W	89-87
12/14/88	H	L	86-117
12/8/84	A	L	62-86
12/10/83	H	W	83-63
12/6/80	A	L	67-92
11/24/78	H	W	76-71
TEXAS A&M			
Series tied, 1-1			
(H: 1-0/A: 0-1/N: 0-0)			
11/30/01	A	L	56-71
12/22/00	H	W	83-76
TEXAS-ARLINGTON			
LBSU leads, 2-0			
(H: 1-0/A: 1-0/N: 0-0)			
2/6/71	A	W	81-65
12/4/70	H	W	102-57
TEXAS-PAN AMERICAN			
LBSU leads, 1-0			
(H: 1-0/A: 0-0/N: 0-0)			
12/11/91	H	W	71-60
TEXAS STATE			
LBSU leads, 1-0			
(H: 0-0/A: 0-0/N: 1-0)			
12/20/86	N	W	83-75
TEXAS TECH			
TTU leads, 2-0			
(H: 0-1/A: 0-1/N: 0-0)			
12/21/81	H	L	71-83
12/20/69	A	L	64-75
TULANE			
LBSU leads, 2-0			
(H: 0-0/A: 0-0/N: 2-0)			
11/26/00	N	W	79-74
12/7/97	N	W	57-55
TULSA			
Tulsa leads, 4-2			
(H: 1-0/A: 0-2/N: 1-2)			
12/4/92	N	W	72-69
12/13/75	N	L	74-81
12/28/70	N	L	61-68
12/5/69	H	W	*74-73
12/14/68	A	L	78-102
12/14/63	A	L	83-112

UAB			
LBSU leads, 1-0			
(H: 0-0/A: 0-1/N: 0-0)			
12/26/88	A	L	75-90
UC DAVIS			
LBSU leads, 10-2			
(H: 5-1/A: 5-1/N: 0-0)			
2/25/10	A	W	68-65
1/30/10	H	W	80-58
2/5/09	H	L	76-82
1/10/09	A	W	86-78
2/7/08	A	W	63-52
1/12/08	H	W	71-53
2/24/07	H	W	102-77
12/28/06	A	W	89-75
2/25/06	A	W	*96-92
1/2/06	H	W	#77-48
2/21/05	H	W	*77-73
1/22/05	A	L	*74-78
2/2/60	H	W	77-52
UC IRVINE			
LBSU leads, 49-32			
(H: 27-9/A: 19-18/N: 3-5)			
1/21/10	A	L	60-71
1/9/10	H	W	55-53
2/26/09	H	W	75-74
1/31/09	A	W	67-63
3/12/08	N	L	*63-77
2/28/08	A	L	57-64
2/2/08	H	L	48-70
3/9/07	N	W	!77-63
3/1/07	H	W	85-80
1/25/07	A	L	84-88
3/10/06	N	W	#75-73
3/4/06	A	W	#93-73
1/28/06	H	L	67-73
2/17/05	H	W	55-50
1/20/05	A	L	58-78
2/18/04	A	L	71-80
1/24/04	H	W	*77-74
3/8/03	A	L	60-95
1/4/03	H	L	52-69
3/7/02	N	L	!65-72
2/28/02	H	W	86-70
12/22/01	A	L	69-75
2/22/01	A	L	78-83
2/3/01	H	L	57-58
2/26/00	H	W	82-65
2/3/00	A	W	69-60
2/18/99	H	W	66-63
1/23/99	A	W	64-63
2/19/98	A	L	59-65
1/24/98	H	W	71-63
2/20/97	H	W	89-63
1/11/97	A	W	82-69
2/12/96	H	L	81-84
2/3/96	A	W	*69-65
2/25/95	H	W	84-71
1/26/95	A	L	68-78
3/5/94	A	W	91-72
1/27/94	H	W	*111-106
3/1/93	H	W	84-67
2/20/93	A	W	88-74
2/22/92	H	W	89-72
1/23/92	A	W	82-79
2/7/91	A	W	72-60
1/11/91	H	W	66-63
2/15/90	H	W	102-63
1/11/90	A	W	49-48
2/23/89	A	W	72-67
1/28/89	H	W	75-70
3/10/88	N	L	!69-74
2/27/88	H	W	98-90
1/28/88	A	W	100-80
1/24/87	A	L	66-81
1/19/87	H	W	78-71
2/20/86	H	L	85-90
1/23/86	A	L	63-85
2/20/85	A	L	67-75
1/24/85	H	L	84-99
3/8/84	N	L	!65-77
2/2/84	H	L	84-100
1/7/84	A	L	67-82
2/26/83	A	L	106-120
2/3/83	H	W	95-87
1/30/82	A	L	59-71
1/28/82	H	L	68-78
1/31/81	A	W	82-78
1/29/81	H	W	70-59
2/28/80	N	W	!64-56
2/24/80	A	W	30-26
1/10/80	H	W	77-46
2/24/79	A	W	64-63
1/11/79	H	W	83-58
2/16/78	A	W	73-64
1/21/78	H	W	92-79
11/30/76	H	W	87-54
1/18/75	H	W	82-73
1/25/74	A	W	82-58
2/1/72	A	W	83-62
12/28/68	A	W	61-60
12/1/67	A	L	69-77
1/30/67	A	L	73-90
12/30/66	N	L	82-90
12/2/66	H	W	*86-80
12/20/65	N	W	92-84
UCLA			
UCLA leads, 11-1			
(H: 0-0/A: 0-8/N: 1-3)			
11/29/09	N	W	79-68
11/28/06	A	L	58-88
11/30/04	A	L	62-75
12/8/02	A	L	58-81
12/11/93	A	L	51-93
11/30/91	A	L	57-68
12/27/86	A	L	65-67
12/7/85	A	L	64-84
11/26/83	A	L	59-65
3/18/72	N	L	\$61-73
3/20/71	N	L	\$55-57
3/12/70	N	L	\$65-88
UC RIVERSIDE			
LBSU leads, 22-10			
(H: 15-4/A: 7-6/N: 0-0)			
3/5/10	H	W	76-74
1/2/10	A	L	*67-69
2/11/09	A	L	**70-73
1/24/09	H	L	55-64
2/13/08	H	W	56-46
1/19/08	A	L	66-70
3/3/07	A	W	91-75
1/20/07	H	W	99-65
3/2/06	H	W	*82-76
1/21/06	A	W	#82-70
2/10/05	H	W	58-56
1/15/05	A	L	65-68

2/12/04	A	L	75-77
1/17/04	H	L	61-73
2/8/03	H	L	65-68
1/9/03	A	L	73-77
2/2/02	A	W	69-66
1/3/02	H	L	67-73
2/28/01	H	W	78-52
1/24/01	A	W	69-64
12/5/77	H	W	105-72
12/29/71	H	W	109-85
12/21/71	H	W	96-59
12/23/70	H	W	58-50
12/17/58	H	W	99-53
1/7/58	H	W	90-53
12/13/57	A	W	96-49
12/18/56	H	W	90-76
12/11/56	A	W	93-81
2/1/56	A	W	82-55
12/13/55	H	W	74-53
1/8/55	A	W	67-55
12/14/54	H	W	78-58
UC SANTA BARBARA			
Series tied, 53-53			
(H: 33-16/A: 18-32/N: 2-5)			
3/13/10	N	L	64-69
2/13/10	A	L	62-64
1/14/10	H	W	67-47
3/8/08	H	L	*68-70
1/3/08	A	L	64-79
2/10/07	A	W	68-67
1/4/07	H	W	101-65
2/11/06	H	L	78-81
1/7/06	A	L	74-77
3/9/05	N	L	49-55
3/5/05	H	W	58-57
12/28/04	A	L	47-54
3/6/04	A	L	61-89
1/3/04	H	W	63-62
2/27/03	A	L	46-70
2/1/03	H	W	68-67
2/21/02	H	W	77-74
1/26/02	A	L	50-82
2/1/01	H	L	71-78
1/18/01	A	W	76-75
3/2/00	A	W	72-69
1/29/00	H	W	86-68
2/11/99	A	L	77-87
2/4/99	H	W	63-62
2/14/98	H	W	71-59
2/7/98	A	W	54-46
2/15/97	A	W	85-77
1/23/97	H	W	68-59
3/2/96	A	W	**74-69
1/2/96	H	W	76-54
3/10/95	N	W	!67-64
2/18/95	H	W	75-61
2/15/95	A	W	75-63
2/5/94	A	L	66-67
1/22/94	H	L	66-82
1/30/93	H	L	59-68
1/18/93	A	L	60-61
2/29/92	H	W	72-70
2/1/92	A	L	65-71
2/21/91	H	W	89-83
2/9/91	A	L	59-60
2/8/90	H	L	67-84
1/13/90	A	L	67-82
3/9/89	N	L	!57-69
2/25/89	A	L	66-77

1/26/89	H	L	52-53
2/25/88	H	L	73-81
1/30/88	A	W	77-76
2/26/87	A	L	54-74
2/5/87	H	W	81-77
1/30/86	H	L	54-56
1/6/86	A	L	67-68
1/31/85	A	L	56-72
1/7/85	H	L	73-84
3/1/84	A	L	67-77
2/13/84	H	W	66-65
1/15/83	H	W	*85-83
1/6/83	A	W	64-60
2/25/82	A	W	*79-76
1/14/82	H	L	59-71
2/28/81	A	W	83-77
1/15/81	H	W	84-76
1/26/80	A	W	72-71
1/24/80	H	W	87-71
1/27/79	H	W	70-68
1/25/79	A	L	76-82
2/11/78	A	L	73-74
1/26/78	H	W	72-65
1/15/77	A	W	84-72
1/6/77	H	W	79-63
2/5/76	H	W	68-61
2/5/75	A	L	71-75
2/23/74	A	W	98-61
1/31/74	H	W	78-68
2/24/73	A	W	92-65
2/1/73	H	W	77-69
2/25/72	A	W	80-66
1/15/72	H	W	75-57
2/19/71	A	W	73-60
1/16/71	H	W	77-59
2/20/70	H	W	99-98
1/16/70	A	W	73-71
12/19/64	H	W	89-79
12/5/63	A	L	64-68
2/22/63	H	W	79-67
1/25/63	A	L	56-60
2/23/62	H	W	63-60
1/26/62	A	L	50-56
3/2/61	N	L	56-58
2/24/61	A	L	41-56
1/27/61	H	W	66-58
2/29/60	H	L	71-78
1/2/60	A	L	45-59
2/14/59	A	L	61-92
1/10/59	H	W	57-48
2/21/58	A	L	78-92
12/27/57	N	L	57-64
2/13/57	H	L	64-67
1/5/57	A	L	75-85
12/29/56	N	W	76-74
2/11/56	H	L	65-86
12/10/55	A	L	54-65
1/9/54	A	L	51-71
12/12/53	H	L	65-79
1952-53	A	L	48-70
1951-52	H	L	60-76
UMBC			
LBSU leads, 1-0			
(H: 0-0/A: 1-0/N: 0-0)			
12/3/06	A	W	57-53
12/23/05	H	W	#81-70

UNLV			
UNLV leads, 34-10			
(H: 6-11/A: 2-18/N: 3-4)			
11/18/05	A	W	73-108
2/5/96	H	W	84-65
1/13/96	A	L	72-85
3/4/95	A	L	75-92
1/30/95	H	W	*74-73
2/26/94	H	L	70-74
2/7/94	A	L	61-68
3/13/93	N	W	!79-77
2/8/93	A	L	83-95
1/7/93	H	W	101-94
2/9/92	H	L	77-96
1/9/92	A	L	63-88
3/9/91	N	L	!29-49
2/18/91	H	L	75-122
1/19/91	A	L	63-114
3/11/90	N	L	!74-92
1/22/90	H	L	77-86
12/26/89	A	L	58-78
2/20/89	A	L	74-104
1/3/89	H	L	76-97
3/3/88	A	W	79-77
1/4/88	H	L	68-71
3/5/87	N	L	!70-105
2/19/87	H	L	66-86
1/22/87	A	L	74-104
3/1/86	H	L	76-94
1/25/86	A	L	65-72
3/2/85	A	L	61-84
1/26/85	H	L	61-75
2/4/84	H	L	65-79
1/5/84	A	L	66-103
3/11/83	N	L	!64-67
1/29/83	H	L	74-78
1/19/83	A	L	83-95
2/1/82	A	L	61-97
12/20/80	N	W	104-77
3/10/80	A	L	@81-90
12/4/71	H	W	83-72
12/29/70	A	L	62-68
3/3/70	H	W	94-90
12/10/69	A	L	82-86
2/28/69	H	W	111-82
2/1/69	A	L	!86-91
12/22/64	N	W	82-80
USC			
USC leads, 7-5			
(H: 3-2/A: 2-5/N: 0-0)			
11/24/06	A	L	61-79
12/12/01	H	L	68-86
12/30/00	A	L	73-95
12/16/99	H	W	76-66
11/24/98	A	L	48-74
12/27/97	H	W	81-71
11/30/96	A	L	70-77
12/5/88	H	W	82-81
12/9/87	A	W	85-66
12/12/81	H	L	66-74
12/17/77	A	L	85-96
12/11/76	A	W	83-70
USIU			
USIU leads, 3-1			
(H: 0-2/A: 1-1/N: 0-0)			
12/11/84	A	L	53-54
12/30/80	H	L	49-51
12/2/67	A	W	91-72
12/3/66	H	L	69-72

UTAH			
UU leads, 3-1			
(H: 0-1/A: 1-1/N: 0-1)			
1/3/01	A	L	67-80
12/5/98	H	L	54-61
3/17/95	N	L	\$64-76
12/10/77	A	W	80-79
UTAH STATE			
USU leads, 32-22			
(H: 17-10/A: 4-20/N: 1-2)			
12/18/09	H	W	75-62
2/24/05	A	L	52-68
1/29/05	H	L	44-75
2/26/04	H	L	47-67
1/31/04	A	L	46-84
2/15/03	A	L	61-95
1/18/03	H	L	55-63
2/7/02	H	L	53-60
1/12/02	A	L	66-70
2/17/01	H	W	71-56
1/11/01	A	L	60-76
2/12/00	H	L	63-71
1/9/99	H	W	64-55
3/6/98	N	L	!61-69
1/10/98	A	L	55-69
2/8/97	H	W	71-58
3/8/96	N	L	!73-86
2/17/96	A	W	71-50
1/18/96	H	W	80-73
2/4/95	H	W	62-50
1/19/95	A	L	67-87
2/17/94	A	L	*76-80
1/8/94	H	W	89-70
2/11/93	H	W	76-64
1/16/93	A	W	65-59
2/13/92	A	L	75-76
1/18/92	H	W	87-72
2/23/91	A	L	89-90
1/24/91	H	W	89-78
3/9/90	N	W	!86-68
2/24/90	H	W	82-74
1/25/90	A	W	79-78
2/2/89	A	L	69-82
1/10/89	H	W	74-69
2/6/88	H	L	75-82
1/7/88	A	L	81-86
1/29/87	H	W	93-66
1/5/87	A	W	94-91
2/27/86	H	W	*98-92
2/6/86	A	L	95-119
2/28/85	H	L	69-81
2/6/85	A	L	59-86
2/16/84	A	L	70-80
1/21/84	H	L	69-94
3/5/83	A	L	76-81
1/27/83	H	L	74-77
2/19/82	H	W	73-54
1/21/82	A	L	82-90
2/14/81	A	L	91-105
2/5/81	H	W	79-78
2/14/80	A	L	90-96
1/19/80	H	L	*92-100
2/15/79	H	W	*92-88
1/28/79	A	L	84-95

UTEP			
Series tied, 1-1			
(H: 0-0/A: 1-1/N: 0-0)			
12/10/71	A	W	74-64
12/13/63	A	L	58-101
VALPARAISO			
Series tied, 1-1			
(H: 1-0/A: 0-1/N: 0-0)			
12/15/67	A	L	78-89
12/20/66	H	W	81-72
VANDERBILT			
VU leads, 1-0			
(H: 0-0/A: 0-0/N: 0-1)			
12/4/81	N	L	70-72
VCU			
VCU leads, 1-0			
(H: 0-0/A: 0-1/N: 0-0)			
1/23/93	A	L	61-95
VMI			
LBSU leads, 1-0			
(H: 0-0/A: 0-0/N: 1-0)			
12/29/77	N	W	106-97
WASHINGTON			
UW leads, 1-0			
(H: 0-0/A: 0-1/N: 0-0)			
11/26/07	A	L	69-84
WASHINGTON STATE			
Series tied, 1-1			
(H: 0-0/A: 0-1/N: 1-0)			
12/19/75	N	W	58-55
12/1/62	A	L	69-79
WEBER STATE			
LBSU leads, 8-2			
(H: 4-0/A: 1-2/N: 3-0)			
11/30/81	H	W	75-67
1/5/81	A	W	77-72
12/7/78	H	W	69-67
11/29/77	A	L	*96-99
12/18/76	H	W	105-79
1/12/76	A	L	55-60
12/28/74	H	W	58-54
3/10/73	N	W	\$77-66
3/13/71	N	W	\$77-66
3/7/70	N	W	\$92-73
WEST VIRGINIA			
WV leads, 1-0			
(H: 0-0, A: 0-0/N: 0-1)			
11/26/09	N	L	62-85
WESTERN ILLINOIS			
LBSU leads, 1-0			
(H: 0-0/A: 0-0/N: 1-0)			
12/14/85	N	W	51-49
WESTERN MICHIGAN			
LBSU leads, 1-0			
(H: 0-0/A: 0-0/N: 1-0)			
11/15/01	N	W	71-64
WESTERN WASHINGTON			
WWU leads, 1-0			
(H: 0-0/A: 0-0/N: 0-1)			
12/16/66	N	L	74-78

WESTMONT			
LBSU leads, 11-8			
(H: 7-2/A: 2-6/N: 2-0)			
12/30/64	H	W	104-83
12/5/59	N	W	81-52
12/16/58	H	W	87-56
2/15/58	A	L	60-61
12/28/57	N	W	82-81
2/5/57	H	L	73-89
1/26/57	A	L	69-95
1/6/56	H	L	59-74
12/9/55	A	L	73-80
2/11/55	H	W	77-61
1/7/55	A	W	60-51
1/15/54	H	W	70-66
11/20/53	A	L	72-75
1952-53	H	W	69-65
	A	L	69-71
1951-52	H	W	79-61
	A	W	68-57
1950-51	H	W	67-64
	A	L	51-83
WHITIER			
WC leads, 4-3			
(H: 3-2/A: 0-2/N: 0-0)			
12/2/69	H	W	61-60
12/30/60	H	W	80-68
1/30/54	H	L	57-71
12/1/53	A	L	52-64
1952-53	H	W	69-44
1951-52	A	L	73-82
1950-51	H	L	36-43
WICHITA STATE			
WSU leads, 5-4			
(H: 3-1/A: 1-4/N: 0-0)			
12/8/81	H	L	71-94
12/8/80	A	L	61-80
12/4/79	H	W	77-72
12/13/78	A	W	91-88
12/3/77	H	W	*95-94
12/13/76	A	L	78-83
12/15/75	H	W	58-55
1/7/75	A	L	46-75
12/5/64	A	L	78-114
UW-MILWAUKEE			
LBSU leads, 1-0			
(H: 0-0/A: 1-0/N: 0-0)			
12/17/70	A	W	77-52
WYOMING			
UW leads, 4-1,			
(H: 1-0/A: 0-3/N: 0-1)			
1/3/98	A	L	43-55
11/25/96	H	W	79-78
12/6/84	A	L	49-73
12/3/83	A	L	60-69
12/28/77	N	L	70-85
! PCAA/Big West Tournament Game @ NIT Game \$ NCAA Tournament * Overtime Game #Vacated win in 2005-06			

Conference Tournament Results



CONFERENCE TOURNAMENT (PCAA: 1979-1988; Big West: 1989-Present)

1977 - Anaheim Convention Center, Anaheim, Calif.

3/5 (1) LBSU 65, (4) CS Fullerton 64, OT--Semifinals
3/6 LBSU 76, (3) San Jose State 63--Championship

1978 - Anaheim Convention Center, Anaheim, Calif.

3/2 (5) LBSU 84, (4) Pacific 82--Quarterfinals
3/3 LBSU 68, (1) Fresno State 62 OT--Semifinals
3/4 (3) CS Fullerton 64, LBSU 53--Championship

1979 - Anaheim Convention Center, Anaheim, Calif.

3/1 (5) LBSU 79; (4) CS Fullerton 70--Quarterfinals
3/2 (1) Pacific 74; LBSU 69--Semifinals

1980 - Anaheim Convention Center, Anaheim, Calif.

2/28 (2) LBSU 64, (7) UC Irvine 56--Quarterfinals
2/29 LBSU 72, (3) Pacific 70--Semifinals
3/1 (4) San Jose State 57, LBSU 55--Championship

1981 - Anaheim Convention Center, Anaheim, Calif.

3/5 (3) LBSU 83, (6) Pacific 77--Quarterfinals
3/6 (2) San Jose State 64, LBSU 50--Semifinals

1982 - Anaheim Convention Center, Anaheim, Calif.

3/3 (4) LBSU 71, (5) San Jose State 68--Quarterfinals
3/4 (1) Fresno State 76, LBSU 55--Semifinals

1983 - Inglewood Forum

3/10 (7) LBSU 61, (2) CS Fullerton 59--Quarterfinals
3/11 (1) UNLV 67, LBSU 64--Semifinals

1984 - Inglewood Forum

3/8 (2) UC Irvine 77, (7) LBSU 65--Quarterfinals

1987 - Inglewood Forum

3/5 (1) UNLV 105, (8) LBSU 70--Quarterfinals

1988 - Inglewood Forum

3/10 (5) UC Irvine 74, (4) LBSU 69--Quarterfinals

1989 - Long Beach Arena

3/9 (3) UC Santa Barbara 69, (6) LBSU 57--Quarterfinals

1990 - Long Beach Arena

3/9 (4) LBSU 86, (5) Utah State 68--Quarterfinals
3/10 LBSU 90, (1) New Mexico State 85--Semifinals
3/11 (2) UNLV 92, LBSU 74--Championship

1991 - Long Beach Arena

3/8 (1) UNLV 49, (8) LBSU 29--Quarterfinals

1992 - Long Beach Arena

3/13 (3) LBSU 77, (6) CS Fullerton 71--Quarterfinals
3/14 (2) New Mexico State 88, LBSU 72--Semifinals

1993 - Long Beach Arena

3/12 (4) LBSU 80, (5) CS Fullerton 68--Quarterfinals
3/13 LBSU 79, (2) UNLV 77--Semifinals
3/14 LBSU 70, (1) New Mexico St. 62--Championship

1994 - Thomas and Mack Center; Las Vegas, Nevada

3/11 (6) Pacific 87, (3) LBSU 74--Quarterfinals

1995 - Thomas and Mack; Las Vegas, Nevada

3/10 (3) LBSU 67, UC Santa Barbara 64--Quarterfinals
3/11 LBSU 87, (2) New Mexico State 79--Semifinals
3/12 LBSU 76, (4) Nevada 69, OT--Championship

1996 - Lawlor Events Center; Reno, Nevada

3/9 (4) Utah State 86, (1) LBSU 73--Semifinals

1997 - Lawlor Events Center; Reno, Nevada

3/7 (E3) New Mexico St. 88, (W2) LBSU 76--Quarterfinals

1998 - Lawlor Events Center; Reno, Nevada

3/6 (E1) Utah State 69, (W4) LBSU 61--Quarterfinals

1999 - Lawlor Events Center; Reno, Nevada

3/4 (W2) LBSU 81, (E3) Idaho 76--Quarterfinals
3/5 (E1) Boise State 71, LBSU 58--Semifinals

2000 - Lawlor Events Center; Reno, Nevada

3/9 (W1) LBSU 97, (E4) Idaho 86--Quarterfinals
3/10 (E2) New Mexico St. 89, LBSU 84 (OT)--Semifinals

2001 - Anaheim Convention Center, Anaheim, Calif.

3/8 (6) Boise State 95, (3) LBSU 70--Quarterfinals

2002 - Anaheim Convention Center, Anaheim, Calif.

3/7 (2) UC Irvine 72, (7) LBSU 65--Quarterfinals

2005 - Anaheim Convention Center, Anaheim, Calif.

3/9 (7) UC Santa Barbara 55, (6) LBSU 49--1st Round

2006 - Anaheim Convention Center, Anaheim, Calif.

3/9 (3) LBSU 94, (6) CS Fullerton 91--Quarterfinals*
3/10 LBSU 75, (2) UC Irvine 73--Semifinals*
3/11 (1) Pacific 78, LBSU 70--Championship
*Both wins vacated

2007 - Anaheim Convention Center, Anaheim, Calif.

3/9 (1) LBSU 77, (5) UC Irvine 63--Semifinals
3/10 LBSU 94, (2) Cal Poly 83--Championship

2008 - Anaheim Convention Center, Anaheim, Calif.

3/12 (5) UC Irvine 77, (8) LBSU 63--First Round

2009 - Anaheim Convention Center, Anaheim, Calif.

3/13 (3) Pacific 65, (20) LBSU 60--Semifinals

2010 - Anaheim Convention Center, Anaheim, Calif.

3/11 (3) LBSU 79, (6) Cal Poly 69--Quarterfinals
3/12 (3) LBSU 68, (2) Pacific 61--Semifinals
3/13 (1) UC Santa Barbara 69, (3) LBSU 64--Finals

TEAM RECORDS

MOST POINTS

1. 97 (97-86) vs. Idaho, 3-9-00
2. 94 (94-83) vs. Cal Poly, 3-10-07
94 (94-91) vs. CS Fullerton, 3-9-06
4. 90 (90-85) vs. New Mexico St., 3-10-90
5. 87 (87-79) vs. New Mexico St., 3-11-95

LEAST POINTS

1. 29 (29-49) vs. UNLV, 3-8-91
2. 49 (49-55) vs. UC Santa Barbara, 3-9-05
3. 50 (50-64) vs. San Jose State, 3-6-81
4. 53 (53-64) vs. CS Fullerton, 3-4-78

MOST REBOUNDS

1. 46 vs. CS Fullerton, 3-5-77
2. 45 vs. Utah State, 3-9-90
3. 44 vs. CS Fullerton, 3-9-06
4. 43 vs. New Mexico State, 3-7-97
5. 42 vs. Cal Poly, 3-10-07
42 vs. Idaho, 3-4-99

MOST ASSISTS

1. 27 vs. Pacific, 3-2-78
2. 23 vs. New Mexico State, 3-11-95
23 vs. Pacific, 3-5-81
4. 20 vs. Idaho, 3-9-00
20 vs. Utah State, 3-9-90
20 vs. CS Fullerton, 3-1-79

MOST STEALS

1. 11 vs. CS Fullerton, 3-13-93
10 vs. Utah State, 3-9-96
10 vs. UNLV, 3-11-90
4. 11 vs. Cal Poly, 3-11-10
5. 9 vs. Boise State, 3-8-01
9 vs. Idaho, 3-9-00
9 vs. New Mexico State, 3-7-97
9 vs. UC Santa Barbara, 3-10-95

MOST BLOCKS

1. 8 vs. New Mexico State, 3-10-00
8 vs. San Jose State, 3-6-77
3. 7 vs. Boise State, 3-5-99
7 vs. UC Irvine, 3-8-84
7 vs. San Jose State, 3-3-82
7 vs. Pacific, 3-5-81

MOST TURNOVERS

1. 22 vs. UNLV, 3-5-87
2. 21 vs. Boise State, 3-5-99
21 vs. San Jose State, 3-6-77
21 vs. CS Fullerton, 3-5-77
5. 20 vs. UNLV, 3-11-83

LEAST TURNOVERS

1. 6 vs. Pacific, 3-11-06
2. 7 vs. Cal Poly, 3-10-07
3. 8 vs. Idaho, 3-4-99
4. 9 vs. CS Fullerton, 3-9-06
9 vs. Idaho, 3-9-00
9 vs. San Jose State, 3-6-81

LEAST POINTS ALLOWED

1. 55 (49-55) to UC Santa Barbara, 3-9-05
2. 56 (64-56) to UC Irvine, 2-28-80
3. 57 (55-57) to San Jose State, 3-1-80

MOST POINTS ALLOWED

1. 105 (70-105) by UNLV, 3-5-87
2. 95 (70-95) by Boise State, 3-8-01
3. 92 (74-92) by UNLV, 3-11-90

BEST FIELD GOAL PERCENTAGE

1. .676 (25-37) vs. Pacific, 2-29-80
2. .612 (30-49) vs. New Mexico State, 3-10-90
3. .608 (31-51) vs. New Mexico State, 3-11-95
4. .583 (35-60) vs. Pacific, 3-5-81
5. .581 (25-43) vs. UC Irvine, 2-28-80

BEST FREE THROW PERCENTAGE

1. .875 (7-8) vs. UC Irvine, 3/12/08
.875 (21-24) vs. Idaho, 3-9-00
3. .848 (28-33) vs. Cal Poly, 3-10-07
4. .846 (11-13) vs. UNLV, 3-13-93
5. .833 (20-24) vs. UNLV, 3-11-90
.833 (10-12) vs. Pacific, 3-2-78

BEST 3-POINT FIELD GOAL PERCENTAGE

1. .563 (9-16) vs. CS Fullerton, 3-13-92
2. .500 (17-34) vs. UC Irvine, 3-10-06

INDIVIDUAL RECORDS

MOST POINTS

1. 36 by Mate Milisa vs. Idaho, 3-9-00
36 by Lucious Harris vs. UNLV, 3-13-93
3. 34 by Ramel Lloyd vs. Boise State, 3-8-01
4. 31 by Aaron Nixon vs. CS Fullerton, 3-9-06
5. 30 by Lucious Harris vs. New Mexico State, 3-10-90

MOST REBOUNDS

1. 16 by Francois Wise vs. CS Fullerton, 3-1-79
2. 15 by Mark Dawson vs. Pacific, 3-11-06
15 by Bryon Russell vs. CS Fullerton, 3-14-92
15 by Francois Wise vs. Fresno State, 3-3-78
5. 14 by Andrew Betts vs. Utah State, 3-6-98
14 by Francois Wise vs. Pacific, 3-2-79

MOST ASSISTS

1. 11 by Donnie Martin vs. Pacific, 3-2-78
2. 9 by Tyrone Mitchell vs. New Mexico State, 3-10-90
9 by Ricky Smith vs. CS Fullerton, 3-10-83
4. 8 by Maurice Clady vs. UC Irvine, 3-12-08
8 by Antrone Lee vs. Utah State, 3-6-98
8 by Tyrone Mitchell vs. New Mexico State, 3-10-90
8 by Tyrone Mitchell vs. UC Santa Barbara, 3-9-89

MOST STEALS

1. 5 by Casper Ware vs. UC Santa Barbara, 3-13-10
5 by Casper Ware vs. Pacific, 3-12-10
5 by Brandon Titus vs. New Mexico State, 3-7-97
4. 4, done by 8 players
(Last time-Ron Johnson vs. Boise State, 3-8-01)

MOST BLOCKS

1. 5 by Antrone Lee vs. New Mexico State, 3-10-00
2. 4 by Eugene Phelps vs. Cal Poly, 3-11-10
4 by Ivan Verberckt vs. UC Irvine, 3-8-84
4 by Richard Johnson vs. San Jose State, 3-6-77
5. 3 by Joe McNaull vs. Nevada, 3-12-95

BEST FIELD GOAL PERCENTAGE (8 attempts)

1. 1.000 (9-9) by Joe McNaull vs. NMSU, 3-11-95
2. .900 (9-10) by Lucious Harris vs. NMSU, 3-10-90
3. .875 (7-8) by Travis Reed vs. Boise, 3-8-01
4. .800 (8-10) by Bryon Russell vs. CSF, 3-13-93
.800 (8-10) by Francois Wise vs. UCI, 2-28-80

BEST FREE THROW PERCENTAGE (6 attempts)

1. 1.000 (8-8) by Mate Milisa vs. Idaho, 3-9-00
1.000 (6-6) by Marco Fleming vs. UC Santa Barbara, 3-9-89
1.000 (6-6) by Craig Dykema vs. Pacific, 2-29-80
4. .909 (10-11) by Aaron Nixon vs. Cal Poly, 3-10-07
5. .900 (9-10) by Kejuan Johnson vs. Cal Poly, 3-10-07

BEST 3-POINT FIELD GOAL PERCENTAGE

1. .800 (4-5) by Shawn Hawkins vs. UC Irvine, 3-10-06
.800 (4-5) by D'Cean Bryant vs. Utah St., 3-6-98
.800 (4-5) by Eric Brown vs. New Mexico State, 3-11-95
4. .714 (5-7) by Bobby Sears vs. CS Fullerton, 3-13-92
5. .667 (4-6) by Stephan Gilling vs. Pacific, 3-12-10
.667 (6-9) by Aaron Nixon vs. UC Irvine, 3-10-96

TOURNAMENT BREAKDOWN


Appearances: 29 Record: 27-26

LB State vs.	W-L	Last Meeting
Boise State	0-2	2001 (L)
Cal Poly	2-0	2010 (W)
Cal State Fullerton	6-1	2006 (W)
Fresno State	1-1	1982 (L)
Idaho	2-0	2000 (W)
Nevada	1-0	1995 (W)
New Mexico State	3-3	2000 (L)
Pacific	4-4	2010 (L)
San Jose State	2-2	1982 (W)
UC Irvine	3-4	2008 (L)
UC Santa Barbara	1-3	2010 (L)
UNLV	1-4	1993 (W)
Utah State	1-2	1998 (L)

Seed	Games As (W-L)	Game vs. (W-L)
1	7 (5-2)	12 (3-9)
2	7 (3-4)	12 (6-6)
3	15 (9-6)	7 (3-4)
4	10 (6-4)	7 (5-2)
5	5 (3-2)	6 (4-2)
6	2 (0-2)	7 (5-2)
7	4 (1-3)	2 (1-1)
8	3 (0-3)	0 (0-0)

(Note: From 1997-2000, the Big West used a two-division format, with the top four teams from each division advancing to the tournament and being seeded #1-#4.)

Record By Round	W	L
Opening Round	0	2
Quarterfinals	14	10
Semifinals	9	9
Finals	4	5
Totals	27	26



Lucious Harris led The Beach to the 1993 Big West Tournament Title

Postseason Tournament Results



49ERS IN THE NCAA TOURNAMENT

(Appearances: 8; NCAA Record: 7-9)

1970 - Western Regional (1-2)

March 7 - Provo, Utah
Long Beach St. 92, Weber State 73 - 1st Round
March 12 - Seattle, Wash.
UCLA 88, Long Beach St. 65 - Regional Semifinals
March 14 - Seattle, Wash.
Santa Clara 89, Long Beach St. 86 - Consolation

1971 - Western Regional (2-1)

March 13 - Logan, Utah
Long Beach St. 77, Weber State 66 - 1st Round
March 18 - Salt Lake City, Utah
Long Beach St. 78, Pacific 65 - Regional Semifinals
March 20 - Salt Lake City, Utah
UCLA 57, Long Beach St. 55 - Regional Final

1972 - Western Regional (2-1)

March 11 - Pocatello, Idaho
Long Beach State 95, BYU 90 (OT) - 1st Round
March 16 - Provo, Utah
Long Beach State 75, USF 55 - Regional Semifinals
March 18 - Provo, Utah
UCLA 73, Long Beach St. 57 - Regional Final

1973 - Western Regional (2-1)

March 10 - Logan, Utah
Long Beach St. 88, Weber State 75 - 1st Round
March 15 - Los Angeles, Calif.
USF 77, Long Beach St. 67 - Regional Semifinals
March 17 - Los Angeles, Calif.
Long Beach St. 84, Arizona St. 80 - Consolation

1977 - Western Regional (0-1)

March 12 - Pocatello, Idaho
Idaho State 83, Long Beach St. 72 - 1st Round

1993 - Western Regional (0-1)

March 18 - Salt Lake City, Utah
#6 Illinois 75, #11 Long Beach St. 72 - 1st Round

1995 - Western Regional (0-1)

March 17 - Boise, Idaho
#4 Utah 76, #13 Long Beach St. 64 - 1st Round

2007 - South Regional (0-1)

March 16 - Columbus, Ohio
#5 Tennessee 121, #12 Long Beach St. 86 - 1st Round

49ERS IN THE NATIONAL INVITATIONAL TOURNAMENT

(Appearances: 5; NIT Record: 2-5)

1980 (1-1)

March 4 - Anaheim, CA
Long Beach St. 104, Pepperdine 87 - 1st Round

March 10 - Las Vegas, NV
UNLV 90, Long Beach St. 81 - 2nd Round

1988 (0-1)

March 18 - Palo Alto, CA
Stanford 80, Long Beach St. 77 - 1st Round

1990 (1-1)

March 16 - Tempe, AZ
Long Beach St. 86, Arizona State 71 - 1st Round

March 20 - Honolulu, HI
Hawaii 84, Long Beach St. 79 - 2nd Round

1992 (0-1)

March 19 - Fort Worth, TX
TCU 73, Long Beach St. 61 - 1st Round

2000 (0-1)

March 15 - Berkeley, CA
California 70, Long Beach St. 66 - 1st Round

TEAM--LONG BEACH STATE

Most Points:	104 vs. Pepperdine (NIT), 3/4/80 (NCAA: 95 vs. BYU, 3/11/72)
Fewest Points:	55 vs. UCLA (NCAA), 3/20/71
Best FG Percentage:	.538 (42-78) vs. Pepperdine (NIT), 3/4/80 (NCAA: .529 (36-68) vs. Weber State, 3/7/70)
Worst FG Percentage:	.366 (30-82) vs. San Francisco (NCAA), 3/15/73
Most FGs Made:	42 vs. Pepperdine (NIT), 3/4/80 (NCAA: 39 vs. BYU, 3/11/72)
Most FGs Attempted:	88 vs. BYU (NCAA), 3/11/72
Best 3-Pt. FG Percentage:	.571 (12-21) vs. Tennessee (NCAA), 3/16/07 (NIT: .500 (7-14) vs. Arizona State, 3/16/90)
Worst 3-Pt. FG Percentage:	.143 (2-14) vs. Utah (NCAA), 3/17/95
Most 3-Pt. FG Made:	12 vs. Tennessee (NCAA), 3/16/07 (NIT: 8 vs. California, 3/15/00)
Most 3-Pt. FG Attempted:	24 vs. California (NIT), 3/15/00 (NCAA: 21 vs. Tennessee, 3/16/07)
Best FT Percentage:	.900 (27-30) vs. Weber State (NCAA), 3/13/71
Worst FT Percentage:	.462 (12-26) vs. Utah (NCAA), 3/17/95
Most FT Made:	27 vs. Weber State (NCAA) (27-30), 3/13/71
Most FT Attempted:	32 vs. Arizona State (NCAA) (22-32), 3/17/73
Most Rebounds:	55 vs. Weber State (NCAA), 3/7/70
Least Rebounds:	19 vs. Stanford (NIT), 3/18/88 (NCAA: 22 vs. Illinois, 3/18/93)
Most Assists:	27 vs. Pepperdine (NIT), 3/4/80 (NCAA: 23 vs. USF, 3/15/73 & 23 vs. UOP, 3/18/71)
Most Steals (Since 1977):	13 vs. Stanford (NIT), 3/18/88 (NCAA: 10 vs. Illinois, 3/18/93)

TEAM--OPPONENT

Most Points:	121 by Tennessee (NCAA), 3/16/07 (NIT: 90 by UNLV, 3/10/80)
Most Rebounds:	64 by Idaho State (NCAA), 3/12/77
Best FG Percentage:	.609 (28-46) by Stanford (NIT), 3/18/88 (NCAA: .589 (43-73) by Tennessee, 3/16/07)
Best 3-Pt. FG Percentage:	.519 (14-27) by Tennessee (NCAA), 3/16/07
Best FT Percentage:	.875 (21-24) by Hawaii (NIT), 3/20/90
Most Assists:	26 by UNLV (NIT), 3/10/80 (NCAA: 25 by Tennessee, 3/16/07)
Most Steals (Since 1977):	11 by Tennessee (NCAA), 3/16/07 (NIT: 7 by TCU, 3/19/92; 7 by Arizona State, 3/16/90)

LONG BEACH STATE INDIVIDUAL

Most Points:	31 by Ed Ratleff vs. Weber State (NCAA), 3/13/71 31 by Michael Wiley vs. Pepperdine (NIT), 3/4/80
Most Rebounds:	18 by Francois Wise vs. Pepperdine (NIT), 3/4/80 (NCAA: 16 by Nate Stephens vs. USF, 3/15/73 & 16 by George Trapp vs. UCLA, 3/20/71)
Most Assists:	11 by Craig Hodges vs. Pepperdine (NIT), 3/4/80 (NCAA: 9 by Rick Aberegg vs. USF, 3/15/73)
Most FGs Made:	14 by Michael Wiley (14-21) vs. Pepperdine (NIT), 3/4/80 (NCAA: 11 by Leonard Gray (11-18) vs. Weber State, 3/10/73)
Most 3-Pt. FGs Made:	5 by Kejuan Johnson (5-8) vs. Tennessee (NCAA), 3/16/07 (NIT: 5 by D'Cean Bryant (5-7) vs. California, 3/15/00)
Most FTs Made:	11 by Ed Ratleff (11-12) vs. Weber State (NCAA), 3/13/71

OPPONENT INDIVIDUAL

Most Points:	37 by Dennis Awtrey, Santa Clara (NCAA), 3/14/70
Most Rebounds:	17 by Eric Fernsten, San Francisco (NCAA), 3/15/73 17 by Kevin Restani, San Francisco (NCAA), 3/16/72 17 by John Gianelli, Pacific (NCAA), 3/18/71
Most Assists:	11 by Dane Bradshaw, Tennessee (NCAA), 3/16/07

NCAA Tournament Box Scores



1970 NCAA TOURNAMENT

March 7, 1970 • Provo, Utah (NA)
Long Beach State 92, Weber State 73
NCAA Tournament - First Round

WSU	FG	FT	R	F	TP
Ross-f	3-12	2-6	4	1	8
Knoble-f	4-14	3-4	9	4	11
Sojourner-c	5-11	3-6	9	4	13
Harlan-g	4-10	7-10	6	2	15
Nielsen-g	2-8	0-1	1	2	4
Sackolwits	1-6	0-0	3	0	2
Orr	3-7	0-1	0	0	6
Pluim	0-0	0-0	1	1	0
Nations	4-9	0-0	0	2	8
Sivulich	1-1	0-0	1	2	2
Camac	2-3	0-0	2	0	4
Pia	0-0	0-0	0	1	0
TOTALS	29-81	15-28	46	19	73

LBSU	FG	FT	R	F	TP
Robinson-f	4-10	2-2	14	4	10
Jankans-f	7-8	2-3	6	4	16
Trapp-c	7-11	3-3	6	3	17
Gritton-g	4-10	0-0	0	0	8
Johnson-g	7-11	2-2	3	1	16
McLucas	3-4	0-0	8	2	6
Montgomery	2-6	1-2	4	1	5
Taylor	2-5	8-10	1	4	12
Williams	0-2	2-2	0	2	2
Sullivan	0-1	0-0	1	0	0
TOTALS	36-68	20-24	55	21	92

Score by Period: 1st 2nd Final
Weber State 28 45 73
Long Beach State 37 55 92
Officials: Tunney, Dan Sherwood

1970 NCAA TOURNAMENT

March 12, 1970 • Seattle, Wash. (5,500)
UCLA 88, Long Beach State 65
NCAA Western Regional - Semifinal

UCLA	FG	FT	R	F	A	TP
Wicks-f	8-14	4-7	11	3	3	20
Rowe-f	5-11	5-9	11	1	6	15
Patterson-c	6-14	1-1	12	4	4	13
Valley-g	6-15	2-5	5	2	4	14
Bibby-g	8-13	4-5	6	2	3	20
Booker	0-1	0-0	0	1	1	0
Ecker	1-2	0-0	1	0	0	2
Schofield	1-2	0-0	1	0	1	2
Biebert	0-1	0-0	0	0	0	0
Chapman	1-1	0-0	1	0	1	2
TOTALS	36-74	16-27	54	13	23	88

LBSU	FG	FT	R	F	A	TP
Robinson-f	7-13	4-6	7	2	4	18
Jankans-f	2-10	1-3	7	5	2	5
Trapp-c	10-18	0-1	4	3	3	20
Gritton-g	0-2	0-0	1	1	4	0
Johnson-g	5-12	3-3	4	0	1	13
McLucas	0-0	0-0	1	0	0	0
Taylor	1-7	1-2	0	3	1	3
Montgomery	3-4	0-0	1	5	0	6
Williams	0-1	0-0	1	2	0	0
TOTALS	28-67	9-15	34	21	15	65

Score by Period: 1st 2nd Final
UCLA 42 46 88
Long Beach State 29 36 65
Turnovers: Long Beach State 19, UCLA 15
Officials: Ralph Stout, Fred Huiet

1970 NCAA TOURNAMENT

March 14, 1970 • Seattle, Wash. (3,500)
Santa Clara 89, Long Beach State 86
NCAA Western Regional - Third Place

LBSU	FG	FT	R	F	A	TP
Robinson-f	6-15	3-4	6	2	2	15
Montgomery-f	1-6	3-3	9	3	0	5
Trapp-c	6-16	5-6	10	5	1	17
Gritton-g	5-13	3-3	3	0	3	13
Johnson-g	6-19	3-3	8	1	2	15
McLucas	2-2	0-0	5	3	0	4
Jankans	7-12	1-2	5	4	4	15
Taylor	0-1	2-2	1	1	2	2
TOTALS	33-84	20-23	50	19	14	86

SCU	FG	FT	R	F	A	TP
Ogden-f	9-28	3-4	7	4	7	21
Tobin-f	2-4	0-0	6	1	1	4
Awtrey-c	15-17	7-11	13	2	0	37
Eagleson-g	0-2	2-3	3	4	8	2
Paulson-g	1-3	0-0	2	1	3	2
Petersen	1-2	0-0	0	0	0	2
Spight	4-8	3-3	4	3	2	11
Lunceford	0-1	0-0	3	0	1	0
Bochte	4-5	2-2	1	3	1	10
TOTALS	36-70	17-23	44	18	23	89

Score by Period: 1st 2nd Final
Long Beach State 50 36 86
Santa Clara 51 38 89
Turnovers: Santa Clara 26, Long Beach State 22
Officials: John McPherson, Ralph Stout

1971 NCAA TOURNAMENT

March 13, 1971 • Logan, Utah (NA)
Long Beach State 77, Weber State 66
NCAA Tournament - First Round

WSU	FG	FT	R	F	A	TP
Sojourner-f	4-10	1-1	10	5	0	9
Davis-g	3-16	0-1	9	3	2	6
Small-c	2-16	2-2	2	3	6	6
Knoble-g	3-8	5-9	5	3	0	11
Cooper-g	5-11	5-5	5	4	0	15
Ross	7-13	3-4	5	1	0	17
Soter	0-2	0-0	0	0	1	0
Orr	0-1	2-2	0	0	0	2
TOTALS	24-77	18-24	41	19	9	66

LBSU	FG	FT	R	F	A	TP
Trapp-f	8-13	5-5	5	5	3	21
Terry-f	1-6	1-1	6	5	3	3
Lynn-c	4-10	4-5	6	3	2	12
Rattleff-g	10-15	11-12	13	1	1	31
McWilliams-g	0-1	1-2	3	1	1	1
Williams	2-6	3-3	4	4	3	7
Taylor	0-1	2-2	0	1	1	2
McLucas	0-0	0-0	0	0	0	0
Ewasky	0-0	0-0	0	0	0	0
Miller	0-0	0-0	0	0	0	0
TOTALS	25-52	27-30	48	20	14	77

Score by Period: 1st 2nd Final
Weber State 25 41 66
Long Beach State 38 39 77
Turnovers: Long Beach State 23, Weber State 11
Officials: Dan Sherwood, Bob Herrold

1971 NCAA TOURNAMENT

March 18, 1971 • Salt Lake City, Utah (NA)
Long Beach State 78, Pacific 65
NCAA Western Regional - Semifinal

UOP	FG	FT	R	F	A	TP
McCargo-f	3-9	5-9	10	5	0	11
Dulaney-f	2-9	0-1	6	3	3	4
Gianelli-c	5-9	6-8	17	4	1	16
Thomason-g	7-22	5-6	3	2	7	19
Sperring-g	4-4	5-6	4	2	6	13
Scheidegger	1-3	0-0	2	1	0	2
Joshua	0-0	0-0	1	0	1	0
Jensen	0-0	0-0	1	2	0	0
Noble	0-0	0-0	0	0	0	0
Douglass	0-1	0-0	0	1	0	0
TOTALS	22-57	21-30	44	20	18	65

LBSU	FG	FT	R	F	A	TP
Trapp-f	8-18	7-10	6	3	4	23
Terry-f	9-19	0-0	9	3	1	18
Lynn-c	3-9	0-1	7	4	1	6
Rattleff-g	5-13	3-5	10	2	6	13
McWilliams-g	3-6	1-1	2	5	1	7
Williams	0-3	0-2	4	2	3	0
Taylor	3-5	5-6	3	2	7	11
TOTALS	31-73	16-25	41	21	23	78

Score by Period: 1st 2nd Final
Pacific 44 21 65
Long Beach State 31 47 78
Turnovers: Long Beach State
Officials: E. Jones, Ralph Stout

1971 NCAA TOURNAMENT

March 20, 1971 • Salt Lake City, Utah (14,003)
UCLA 57, Long Beach State 55
NCAA Western Regional - Final

LBSU	FG	FT	R	F	A	TP
Trapp-f	5-13	5-6	16	3	5	15
Terry-f	4-4	3-4	6	3	7	11
Lynn-c	3-10	1-3	5	4	0	7
Williams-f	1-7	0-0	4	3	1	2
Rattleff-g	8-14	2-4	4	5	2	18
McWilliams	0-1	0-0	2	2	2	0
Taylor	0-2	2-4	2	2	0	2
TOTALS	21-51	13-21	39	22	17	55

UCLA	FG	FT	R	F	A	TP
Rowe-f	3-6	6-12	12	2	1	12
Wicks-f	5-13	8-12	15	4	0	18
Patterson-c	2-8	1-1	5	2	2	5
Bibby-g	4-18	3-3	6	4	1	11
Booker-g	0-4	0-0	2	0	0	0
Schofield	3-9	0-0	3	1	1	6
Farmer	0-3	1-2	4	2	1	1
Betchley	1-1	2-2	0	0	1	4
Ecker	0-0	0-0	0	1	0	0
TOTALS	18-62	21-31	47	17	7	57

Score by Period: 1st 2nd Final
Long Beach State 31 24 55
UCLA 27 30 57
Turnovers: Long Beach State 14, UCLA 12
Officials: NA

1972 NCAA TOURNAMENT

March 11, 1972 • Pocatello, Idaho (NA)
Long Beach State 95, BYU 90 (OT)
NCAA Tournament - First Round

BYU	FG	FT	R	F	TP
Cosic	9-20	9-9	13	3	27
Richards	9-10	6-6	7	2	24
Ambrozich	4-10	3-9	13	3	11
Fryer	6-19	3-5	3	2	15
Tollestrup	6-15	1-1	5	5	13
Anderson	0-1	0-0	1	0	0
Sarkalabti	0-0	0-1	0	0	0
TOTALS	34-75	22-26	42	15	90

LBSU	FG	FT	R	F	TP
Terry-f	4-10	4-5	4	3	12
McDonald-f	7-14	1-1	7	0	15
Gray-c	2-16	3-5	11	3	7
McWilliams-g	8-14	0-0	8	5	16
Ratleff-g	8-16	5-6	5	2	21
King	7-8	2-2	4	4	16
Stephens	3-10	2-4	10	4	8
TOTALS	39-88	17-23	49	21	95

Score by Period:

	1st	2nd	OT	Final
BYU	49	30	11	90
Long Beach State	39	40	16	95

Turnovers: BYU 19, Long Beach State 15
Officials: NA

1972 NCAA TOURNAMENT

March 16, 1972 • Provo, Utah (15,247)
Long Beach State 75, San Francisco 55
NCAA Western Regional - Semifinal

LBSU	FG	FT	R	F	A	TP
Terry-f	6-14	4-4	4	1	2	16
McDonald-f	3-10	2-3	5	2	2	8
Gray-c	3-7	0-0	4	3	5	6
McWilliams-g	4-10	3-5	12	4	0	11
Ratleff-g	7-17	2-3	5	0	6	16
Stephens	2-4	0-1	3	1	1	4
King	2-4	2-4	1	3	1	6
Lynn	4-4	0-0	5	0	0	8
Motley	0-0	0-0	0	1	1	0
Miller	0-1	0-0	0	0	1	0
TOTALS	31-71	13-20	47	15	19	75

USF	FG	FT	R	F	A	TP
Burke-f	3-10	1-1	9	3	0	7
Jones-f	1-6	2-4	11	3	0	4
Restani-c	4-16	1-5	17	4	1	9
Smith-g	3-10	2-2	9	2	1	8
Quick-g	7-17	5-6	0	2	3	19
Bobo	3-9	0-0	3	2	3	6
Lewis	0-1	0-0	2	1	0	0
Hancock	0-3	0-0	0	0	0	0
Canterwall	1-1	0-0	1	0	0	2
TOTALS	22-73	11-18	58	17	8	55

Score by Period:

	1st	2nd	Final
Long Beach State	33	42	75
San Francisco	22	33	55

Turnovers: USF 18, Long Beach State 13
Officials: Don Wedge, Bob Wortman

1972 NCAA TOURNAMENT

March 18, 1972 • Provo, Utah (15,152)
UCLA 73, Long Beach State 57
NCAA Western Regional - Final

LBSU	FG	FT	R	F	A	TP
Terry-f	2-6	2-2	4	4	3	6
Gray-f	2-5	3-4	3	4	0	7
McWilliams-c	2-4	3-3	5	4	1	7
McDonald-g	3-3	2-2	5	0	2	8
Ratleff-g	7-19	3-6	3	3	3	17
Lynn	2-6	2-2	8	2	0	6
Stephens	1-5	0-0	3	1	0	2
King	2-2	0-0	0	2	0	4
TOTALS	21-50	15-19	33	21	9	57

UCLA	FG	FT	R	F	A	TP
Wilkes-f	4-10	6-7	6	3	2	14
Farmer-f	2-7	1-3	3	3	2	5
Walton-c	7-10	5-7	11	3	1	19
Lee-g	2-6	2-3	3	0	4	6
Bibby-g	10-17	3-4	4	2	4	23
Hollyfield	0-1	0-0	0	2	0	0
Nater	2-2	1-2	1	0	0	3
Curtis	0-0	0-0	0	1	1	0
Carson	0-0	0-0	1	1	0	0
Chapman	0-0	0-0	0	0	0	0
Hill	0-1	1-3	0	0	1	1
Franklin	0-0	0-0	0	0	0	0
TOTALS	27-53	19-29	36	15	15	73

Score by Period:

	1st	2nd	Final
Long Beach State	23	34	57
UCLA	34	39	73

Turnovers: Long Beach State 19, UCLA 19
Officials: Copeland, Bob Wortman

1973 NCAA TOURNAMENT

March 10, 1973 • Logan, Utah (6,706)
Long Beach State 88, Weber State 75
NCAA Tournament - First Round

WSU	FG	FT	R	F	A	TP
Dion	0-6	0-0	2	0	2	0
Small	8-17	2-2	3	1	4	18
Gubler	3-7	4-4	2	4	1	10
Fleming	6-11	4-6	9	4	3	16
Cooper	2-5	0-0	5	5	3	4
Watts	5-5	1-2	3	4	1	11
Wimberly	4-10	0-1	5	5	2	8
Van Dyke	3-5	2-2	3	1	1	8
Tausheck	0-0	0-0	1	1	0	0
DeVita	0-2	0-0	1	0	0	0
Muirbrook	0-0	0-1	1	0	0	0
Childs	0-1	0-0	0	0	0	0
TOTALS	31-69	13-18	40	25	17	75

LBSU	FG	FT	R	F	A	TP
McDonald-f	1-5	2-2	2	1	3	4
Gray-f	11-18	3-3	7	3	2	25
Stephens-c	5-9	2-4	5	5	0	12
Aberegg-g	1-6	2-2	2	3	3	4
Ratleff-g	9-13	7-7	6	2	3	25
Pondexter	5-11	2-2	8	2	0	12
Douse	2-3	2-5	5	4	1	6
King	0-3	0-0	0	1	0	0
TOTALS	34-68	20-25	42	22	12	88

Score by Period:

	1st	2nd	Final
Weber State	39	36	75
Long Beach State	41	46	88

Turnovers: Weber State 15, Long Beach State 15
Officials: John Evans, Booker Turner

1973 NCAA TOURNAMENT

March 15, 1973 • LA, Calif. (12,632)
San Francisco 77, Long Beach State 67
NCAA Western Regional - Semifinal

LBSU	FG	FT	R	F	A	TP
Ratleff-f	4-18	4-4	7	3	7	12
Gray-f	4-6	2-2	8	2	5	10
Stephens-c	9-20	0-1	16	1	1	18
McDonald-g	2-9	0-0	2	1	0	4
Aberegg-g	4-10	0-0	1	5	9	8
Pondexter	5-14	1-2	6	3	1	11
Douse	2-5	0-0	4	2	0	4
King	0-0	0-0	0	2	0	0
TOTALS	30-82	7-9	46	19	23	67

USF	FG	FT	R	F	A	TP
Restani-f	8-15	2-3	9	2	7	18
Jones-f	0-3	0-0	4	1	1	0
Fernsten-c	4-14	0-0	17	2	2	8
Smith-g	6-11	10-14	6	2	8	20
Quick-g	12-18	1-2	6	3	3	25
Boro	2-2	2-3	2	0	4	6
Lewis	0-1	0-0	0	0	0	0
TOTALS	31-64	15-22	48	10	25	77

Score by Period:

	1st	2nd	Final
Long Beach State	31	36	67
San Francisco	37	40	77

Turnovers: USF 12, Long Beach State 10
Officials: Art White, Bob Wortman

1973 NCAA TOURNAMENT

March 17, 1973 • LA, Calif. (NA)
Long Beach State 84, Arizona State 80
NCAA Western Regional - 3rd Place

ASU	FG	FT	R	F	A	TP
Gray-f	6-11	0-0	14	3	0	12
Wasley-f	5-9	0-1	4	3	1	10
Kennedy-c	4-9	1-1	9	4	3	9
Contreras-g	10-18	1-1	1	3	5	21
Owens-g	7-17	2-2	3	3	5	16
White	2-7	0-0	3	2	1	4
Jackson	2-7	2-2	2	2	0	6
Schrader	1-2	0-0	2	2	0	2
Brown	0-3	0-0	1	1	0	0
TOTALS	37-83	6-7	43	23	15	80

LBSU	FG	FT	R	F	A	TP
Ratleff-f	6-14	4-5	13	3	2	16
Gray-f	3-7	3-4	2	4	3	9
Stephens-c	7-15	3-4	7	1	1	17
McDonald-g	1-7	0-0	8	1	2	2
Aberegg-g	3-5	6-6	2	3	6	12
Douse	3-8	3-7	4	0	2	9
Pondexter	7-11	3-6	10	1	2	17
King	1-1	0-0	1	1	0	2
TOTALS	31-68	22-32	51	14	18	84

Score by Period:

	1st	2nd	Final
Arizona State	42	38	80
Long Beach State	42	42	84

Turnovers: Long Beach State 22, Arizona State 17
Officials: Bob Wortman, Charles Fouty

NCAA Tournament Box Scores



1977 NCAA TOURNAMENT

March 12, 1977 • Pocatello, Id. (10,897)
Idaho State 83, Long Beach State 72
NCAA Tournament - First Round

ISU	FG	FT	R	F	A	TO	B	S	TP
Griffin-f	6-19	2-3	15	2	3	5	0	1	14
Cook-f	5-10	8-11	16	3	5	3	1	1	18
Hayes-c	13-23	3-7	11	3	1	2	1	2	29
Thompson-g	1-2	0-0	2	4	2	2	0	0	2
Goold-g	1-7	0-1	3	4	1	0	0	0	2
Wheeler	4-7	3-5	3	2	2	0	0	0	11
Burris	1-1	0-0	0	0	1	0	0	0	2
Robinson	1-2	2-3	2	2	1	0	0	2	4
Wilson	0-0	0-2	1	0	0	1	0	0	1
Others (3)	0-2	0-0	1	2	0	0	0	0	0
TOTALS	32-73	19-32	64	22	16	13	2	6	83

LBSU	FG	FT	R	F	A	TO	B	S	TP
McMillian-f	8-11	4-5	8	4	1	3	1	0	20
Wiley-f	6-15	2-7	10	2	2	2	1	0	14
Ruffen-c	3-8	0-0	7	5	1	1	0	0	6
Johnson-g	3-11	7-9	6	4	2	1	2	1	13
Dillon-g	2-7	0-0	1	4	6	3	0	0	4
Austin	0-1	0-0	0	0	0	0	0	0	0
Marques	1-1	0-0	0	0	0	0	0	0	2
Gerke	1-4	0-0	0	2	0	0	0	0	2
Martin	0-5	0-0	1	2	4	1	0	0	0
Wise	4-5	3-4	6	1	0	0	0	0	11
McGee	0-2	0-2	0	1	0	1	0	0	0
Dawson	0-2	0-2	1	4	0	0	0	0	0
Steff	0-0	0-0	0	1	0	0	0	0	1
TOTALS	28-72	16-29	48	29	16	12	4	2	72

Score by Period: 1st 2nd Final
Idaho State 33 50 83
Long Beach State 30 42 72

Officials: Charles Fouty, Mickey Crowley

1993 NCAA TOURNAMENT

March 18, 1993 • Salt Lake City, Utah (11,493)
Illinois 75, Long Beach State 72
NCAA Tournament - First Round

LBSU	FG	FT	R	F	A	TO	B	S	TP
Hannibal-f	3-8	1-2	2	4	1	1	0	2	9
Russell-f	3-8	1-2	7	3	0	1	0	0	7
Tower-c	5-12	4-4	3	2	3	0	2	0	17
Rogers-g	1-2	0-0	1	4	4	3	0	1	2
Harris-g	9-14	6-6	6	0	0	5	1	3	27
Camper	3-4	2-3	1	3	5	2	0	3	8
Atkinson	1-2	0-0	1	3	1	2	0	1	2
O'Kelley	0-2	0-0	0	1	0	0	2	0	0
TOTALS	25-52	14-17	22	20	14	14	5	10	72

ILLINOIS	FG	FT	R	F	A	TO	B	S	TP
Bennett-f	5-7	0-0	4	3	1	0	0	0	10
Kaufmann-f	5-12	2-2	2	2	1	2	0	0	14
Thomas-c	6-8	8-11	9	3	2	2	0	0	20
Clemens-g	4-11	2-4	3	2	6	4	0	2	10
Keene-g	2-9	2-2	5	1	7	3	0	1	8
Davidson	2-3	0-0	6	0	2	1	0	0	4
Wheeler	3-4	2-2	4	5	1	2	0	2	9
Taylor	0-0	0-0	1	0	0	1	0	0	0
Others (4)	0-0	0-0	0	0	0	0	0	0	0
TOTALS	27-54	16-21	36	16	20	16	0	5	75

Score by Period: 1st 2nd Final
Long Beach State 33 39 72
Illinois 32 43 75

3-Pt. FG's: LBSU (8-20): Hannibal 2-5, Tower 3-5, Harris 3-7, Camper 0-1, O'Kelley 0-1, Russell 0-1.

ILL. (5-10): Kaufmann 2-3, Keene 2-4, Wheeler 1-2, Clemens 0-1.

Officials: Frank Scagliotta, W. Tanner, S. Croft

1995 NCAA TOURNAMENT

March 17, 1995 • Boise, Idaho (11,853)
Utah 76, Long Beach State 64
NCAA Tournament - First Round

LBSU	FG	FT	R	F	A	TO	B	S	TP
Hawkins-f	2-6	2-7	3	5	0	0	0	1	6
O'Kelley-f	6-11	1-2	7	4	4	2	1	0	13
McNaull-c	9-15	5-7	9	1	1	1	1	0	23
Salahuddin-g	4-10	0-0	2	2	4	1	1	0	2
Mays-g	0-6	0-2	0	3	3	3	0	1	0
Jackson	0-0	3-6	2	2	0	3	1	0	3
Brown	4-10	1-2	2	3	0	0	0	0	11
Davis	0-0	0-0	0	0	0	0	0	0	0
Atkinson	0-0	0-0	0	0	0	1	0	0	0
TOTALS	25-58	12-26	31	20	12	11	3	4	64

UTAH	FG	FT	R	F	A	TO	B	S	TP
Carroll-f	2-3	0-0	2	2	1	0	0	0	4
Van Horn-f	6-17	8-8	4	4	1	4	0	2	21
Melmeth-c	1-2	2-2	4	4	4	1	0	0	4
Preston-g	0-1	1-2	5	2	0	1	0	0	1
Jessie-g	10-19	2-5	8	0	2	3	0	1	22
Rydalch	3-7	2-2	2	0	3	2	2	1	10
Jensen	1-2	2-3	7	3	0	1	0	0	4
Doleac	4-9	2-3	7	4	0	0	1	0	10
Hansen	0-0	0-0	1	0	0	0	0	0	0
Chapman	0-0	0-0	0	1	0	0	0	0	0
TOTALS	27-60	19-25	45	20	11	12	3	4	76

Score by Period: 1st 2nd Final
Long Beach State 28 36 64
Utah 39 37 76

3-Pt. FG's: LBSU (2-14): Salahuddin 0-4, Brown 2-4, Mays 0-3, O'Kelley 0-2, Hawkins 0-1.

Utah (3-18): Rydalch 2-6, Van Horn 1-7, Jessie 0-4, Carroll 0-1.

Officials: G. Boudreaux, Steve Welmer, M. Whitehead

2007 NCAA TOURNAMENT

March 16, 2007 • Columbus, Ohio (19,916)
Tennessee 121, Long Beach State 86
NCAA Tournament - First Round

LBSU	FG	FT	R	F	A	TO	B	S	TP
Byrd-f	1-4	0-0	3	2	2	2	0	0	2
Ricks-f	1-2	0-0	3	3	0	0	0	0	2
Johnson-g	8-16	3-3	4	3	0	2	1	1	24
Houston-g	6-15	3-4	1	4	3	3	0	0	17
Nixon-g	8-15	3-3	5	2	4	2	0	1	23
Darby	3-3	0-0	2	3	2	1	0	0	7
Dawson	3-7	1-2	6	4	0	2	2	0	7
Lazdauskas	0-1	0-0	1	1	0	1	0	0	0
Gant	0-0	0-0	1	0	0	0	0	0	0
Island	0-0	0-0	0	0	0	0	0	0	0
Free	2-2	0-2	0	1	0	0	0	0	4
Fleming	0-0	0-0	0	0	0	0	0	0	0
TOTALS	32-65	10-14	28	23	11	13	3	2	86

TENNESSEE	FG	FT	R	F	A	TO	B	S	TP
Chism-f	4-5	1-2	3	0	2	0	1	0	10
Bradshaw-f	3-3	2-5	4	1	11	0	0	1	8
Smith, J-g	8-12	4-5	6	4	1	0	0	0	24
Lofton-g	9-14	3-3	3	3	2	1	0	4	25
Smith, R-g	8-13	4-4	2	2	6	0	2	3	22
Howell	2-6	0-0	2	4	2	0	0	0	6
Wild	1-2	0-0	0	0	0	0	0	0	3
Tabb	3-5	1-1	5	4	0	2	0	3	7
Bosse	0-1	0-0	1	0	0	0	0	0	0
Crews	4-9	4-8	11	1	1	1	1	0	12
Childress	1-3	2-2	4	1	0	2	0	0	4
TOTALS	43-73	21-30	43	20	25	6	4	11	121

Score by Period: 1st 2nd Final
Long Beach State 45 41 86
Tennessee 57 64 121

3-Pt. FG's: LBSU (12-21): Johnson 5-8, Nixon 4-8, Houston 2-4, Darby 1-1.

Tennessee (14-27): Smith 4-6, Lofton 4-8, Smith 2-4, Howell 2-5, Chism 1-1, Wild 1-1, Tab 0-1, Childress 0-1.

Officials: J. Higgins, P. Janssen, E. Walton

1980 NATIONAL INVITATIONAL TOURNAMENT

March 4, 1980 • Anaheim, Calif. (2,906)
Long Beach State 104, Pepperdine 87
NIT Tournament - First Round

PEPPERDIN	FG	FT	R	F	A	TO	B	S	TP
Bond-f	10-20	5-6	3	4	3	3	0	0	25
McCullum-f	0-6	0-0	3	1	0	0	1	0	0
Barnett-c	2-5	2-2	3	4	0	1	1	0	6
Brown-g	4-17	0-0	2	3	4	3	0	0	8
Fuller-g	8-14	6-8	10	3	4	3	0	1	22
Graebe	2-2	2-5	1	0	1	0	0	0	6
Stevens	0-0	1-2	3	0	1	0	0	0	1
Scott	4-7	1-2	1	1	1	0	0	0	9
Hill	0-1	0-0	1	2	1	0	0	1	0
Suttle	5-10	0-0	5	3	5	3	0	1	10
Soares	0-1	0-0	1	0	0	0	0	0	0
TOTALS	35-83	17-25	35	21	20	13	2	3	87

LBSU	FG	FT	R	F	A	TO	B	S	TP
Wise-f	6-11	3-7	18	1	2	0	1	0	15
Dykema-f	7-9	5-5	6	3	5	0	0	0	19
Wiley-c	14-21	3-4	12	2	1	5	2	0	31
Shutts-g	4-8	2-2	3	4	3	3	0	1	10
Hodges-g	6-16	3-3	2	3	11	3	0	4	15
Ferguson	0-1	0-0	0	1	0	0	0	0	0
Gary	0-0	1-2	0	1	1	0	0	0	1
Johnson	3-6	3-3	3	1	4	1	0	0	9
Hair	1-2	0-0	0	0	0	0	0	0	2
Reeves	0-2	0-0	1	1	0	1	0	0	0
Fagan	0-0	0-0	1	2	0	0	0	0	0
Tye	1-2	0-0	1	1	0	0	0	0	2
TOTALS	42-78	20-26	49	20	27	13	3	5	104

Score by Period: 1st 2ndFinal
Pepperdine 40 47 87
Long Beach State 39 65 104
Officials: Brown, Ball, Bob McKendry

1980 NATIONAL INVITATIONAL TOURNAMENT

March 10, 1980 • Las Vegas, Nev. (6,380)
UNLV 90, Long Beach State 81
NIT Tournament - Second Round

LBSU	FG	FT	R	F	A	TO	B	S	TP
Wise-f	3-9	5-6	7	4	0	2	0	1	11
Dykema-f	3-9	2-2	5	5	2	0	0	0	8
Wiley-c	10-21	8-8	6	4	2	1	1	1	28
Shutts-g	0-5	0-0	3	2	4	3	0	1	0
Hodges-g	4-14	4-4	4	4	3	3	0	1	12
Ferguson	0-0	0-0	0	0	1	0	0	0	0
Johnson	5-6	1-3	6	1	1	0	0	0	11
Reeves	5-9	0-0	3	4	3	1	0	0	10
Tye	0-2	1-2	2	0	0	0	0	0	1
TOTALS	30-75	21-25	39	24	16	10	1	4	81

UNLV	FG	FT	R	F	A	TO	B	S	TP
Box-f	8-11	6-7	7	4	4	1	0	0	22
Green-f	10-11	3-5	11	4	3	2	0	0	23
Johnson-c	4-9	1-1	11	3	1	2	2	0	9
Williams-g	2-7	2-4	4	3	8	2	2	1	6
Anderson-g	6-15	0-2	1	2	4	4	0	0	12
Burns	7-9	2-3	4	5	6	4	1	0	16
Hungrecker	0-0	2-2	2	0	0	1	0	0	2
Cunningham	0-0	0-0	0	0	0	0	0	0	0
TOTALS	37-62	16-24	43	21	26	16	5	1	90

Score by Period: 1st 2ndFinal
Long Beach State 43 38 81
UNLV 46 44 90
Officials: Gordon Birk, Bob McKendry, Richie Ballesteros


1988 NATIONAL INVITATIONAL TOURNAMENT

March 18, 1988 • Stanford, Calif. (5,175)
Stanford 80, Long Beach State 77
NIT Tournament - First Round

LBSU	FG	FT	R	F	A	TO	B	S	TP
Purry-f	1-4	0-0	0	5	2	0	0	0	2
Harvey-f	5-9	1-2	4	1	0	0	0	0	11
Langston-c	7-12	8-10	1	5	0	1	0	2	22
Walker-g	0-1	0-0	0	2	7	1	0	3	0
Wiley-g	7-15	0-1	4	4	6	3	0	4	15
Eastin	3-5	0-0	0	1	1	1	0	3	6
Moore	5-10	0-0	3	0	0	0	0	1	11
Hatten	0-3	1-2	3	2	1	0	0	0	1
Fleming	2-2	5-5	2	2	0	0	0	0	9
Hoffman	0-0	0-0	0	0	0	0	0	0	0
TOTALS	30-61	15-20	19	22	17	6	0	13	77

STANFORD	FG	FT	R	F	A	TO	B	S	TP
McSweeney-f	1-3	2-2	2	1	8	4	1	1	4
Wright-f	4-8	3-6	9	4	1	2	0	1	11
Butler-c	7-11	2-2	6	5	0	1	0	0	16
Meinert-g	3-5	3-5	3	1	6	4	0	0	9
Lichti-g	12-13	8-10	7	1	1	3	1	2	34
Vlahov	1-2	0-0	5	2	1	1	0	0	2
Cunningham	0-1	0-0	0	0	0	2	1	0	0
Bruton	0-2	4-6	3	3	0	1	1	0	4
Thomas	0-1	0-0	0	1	0	0	0	0	0
TOTALS	28-46	22-31	38	18	17	18	4	4	80

Score by Period: 1st 2ndFinal
Long Beach State 33 44 77
Stanford 41 39 80
3-Pt. FG's: Wiley 1-5, Moore 1-4, Purry 0-1, STANFORD. (2-6): McSweeney 0-2, Lichti 0-2,
Meinert 0-2
Officials: Bob McKendry, Steve Usechek, Ed Ristau



NIT Box Scores



1990 NATIONAL INVITATIONAL TOURNAMENT

March 16, 1990 • Tempe, Ariz. (6,287)
Long Beach State 86, Arizona State 71
NIT Tournament - First Round

LBSU	FG	FT	R	F	A	TO	B	S	TP
Joseph-f	4-9	2-3	3	1	2	2	0	0	12
Cutler-f	1-5	0-0	4	3	1	1	0	0	2
Harvey-c	4-8	0-0	5	0	1	1	0	0	8
Mitchell-g	6-9	5-9	3	1	10	1	0	2	17
Harris-g	5-12	2-3	9	3	1	3	0	3	15
Masucci	1-4	3-4	3	4	0	1	0	1	5
Winbush	4-8	0-0	0	1	1	0	0	2	10
Edwards	3-5	1-2	3	4	1	2	0	1	7
Sears	0-1	2-4	1	1	2	0	0	0	2
Williams	2-3	0-0	2	0	0	0	0	1	4
Jarvis	0-1	0-0	1	2	0	0	0	0	0
Faulkner	0-0	4-4	0	1	0	0	0	0	4
Moore	0-2	0-0	0	0	0	0	0	0	0
TOTALS	30-67	19-29	37	21	19	11	0	10	86

ASU	FG	FT	R	F	A	TO	B	S	TP
A. Austin-f	5-17	0-1	11	5	1	5	0	1	13
Becker-f	3-4	2-4	7	2	3	4	0	1	8
I. Austin-c	9-13	6-8	6	3	0	1	1	0	24
Redhair-g	0-2	4-4	3	4	5	3	0	3	4
Camper-g	2-4	5-6	2	3	6	4	0	1	9
Lewis	1-1	0-1	2	1	1	3	0	0	2
Anderson	5-9	1-1	4	3	2	0	0	0	11
TOTALS	25-50	18-25	37	21	18	20	1	7	71

Score by Period: 1st 2ndFinal
Long Beach State 45 41 86
Arizona State 26 45 71

3-Pt. FG's: LBSU (7-14): Joseph 2-3, Harris 3-6, Winbush 2-4, Mitchell 0-1.

ASU (3-16): A. Austin 3-11,

1990 NATIONAL INVITATIONAL TOURNAMENT

March 20, 1990 • Honolulu, Hawaii (7,617)
Hawaii 84, Long Beach State 79
NIT Tournament - Second Round

LBSU	FG	FT	R	F	A	TO	B	S	TP
Joseph-f	2-5	1-2	3	3	1	2	0	0	5
Harvey-f	0-2	0-0	1	5	0	0	0	0	0
Cutler-c	0-2	2-3	2	2	0	2	2	0	2
Mitchell-g	2-4	0-0	0	2	5	0	0	2	5
Harris-g	6-11	5-7	3	2	1	0	0	2	17
Sears	2-4	0-0	0	2	0	0	0	2	5
Faulkner	2-4	1-2	0	0	0	0	0	0	7
Edwards	3-9	2-2	3	3	0	2	1	0	8
Winbush	2-2	0-0	1	1	1	0	0	2	4
Williams	1-1	0-0	1	0	0	0	0	0	2
Masucci	5-10	0-0	4	3	0	1	0	1	11
TOTALS	30-64	15-25	26	23	8	7	3	9	79

UH	FG	FT	R	F	A	TO	B	S	TP
Houston-f	11-18	5-6	10	2	1	3	0	0	27
Smalls-f	5-8	5-5	7	4	3	1	0	0	15
Beaubrun-c	1-5	1-2	2	5	0	2	0	0	3
Bowe-g	6-1	4-5	7	4	3	4	0	0	16
Gaines-g	5-10	4-4	5	2	2	3	0	0	15
Robinson	1-2	0-0	1	2	0	1	0	0	2
Lott	2-3	2-2	1	2	0	0	0	0	6
McGuire	0-5	0-0	7	0	2	1	0	0	0
Hudson	0-0	0-0	0	1	1	1	0	0	0
TOTALS	31-62	21-24	42	22	12	16	0	0	84

Score by Period: 1st 2ndFinal
Long Beach State 48 31 79
Hawaii 43 41 84

3-Pt. FG's: LBSU (4-10): Faulkner 2-3, Harris 0-4, Sears 1-2, Macussi 1-1.

UH (1-4): Gaines 1-2, Robinson 0-1, Houston 0-1.

Officials: Bill Gianquinto, Dick Cartmell, Dallas Plater

1992 NATIONAL INVITATIONAL TOURNAMENT

March 19, 1992 • Fort Worth, Texas (5,907)
TCU 73, Long Beach State 61
NIT Tournament - First Round

LBSU	FG	FT	R	F	A	TO	B	S	TP
Harris-f	5-15	0-2	7	3	3	2	0	0	10
Russell-f	5-10	4-4	6	3	3	3	2	0	15
Tower-c	7-15	1-2	4	2	0	1	0	0	17
Sears-g	2-4	2-2	3	4	3	2	0	0	7
Hannibal-g	3-4	1-2	6	2	2	4	0	2	9
Atkinson	1-1	1-2	1	0	1	2	0	0	3
Rogers	0-0	0-0	0	1	0	1	0	0	0
Edwards	0-2	0-0	1	0	0	1	0	0	0
TOTALS	23-51	9-14	34	15	12	16	2	2	61

TCU	FG	FT	R	F	A	TO	B	S	TP
Strickland-f	4-10	0-0	5	2	2	0	0	1	8
Moton-f	3-5	0-0	5	5	2	1	0	0	6
Smith-c	10-14	4-4	11	3	1	2	0	1	24
Atwater-g	4-10	4-6	1	0	4	1	0	1	13
Thomas-g	6-14	0-0	2	2	1	2	1	3	16
Tolley	3-6	0-0	1	2	0	0	0	1	6
Hocker	0-2	0-0	0	0	0	0	0	0	0
Graves	0-0	0-0	0	0	0	0	0	0	0
TOTALS	30-61	8-10	29	14	10	6	1	7	73

Score by Period: 1st 2ndFinal
Long Beach State 29 32 61
TCU 31 42 73

3-Pt. FG's: LBSU (6-13): Tower 2-4, Hannibal 2-2, Sears 1-3, Russell 1-1, Harris 0-3.

TCU (5-11): Thomas 4-5, Atwater 1-2, Strickland 0-4.

Officials: Tom Eades, Curtis Shaw, Mike Thibodeaux

2000 NATIONAL INVITATIONAL TOURNAMENT

March 15, 2000 • Berkeley, Calif. (5,558)
California 70, Long Beach State 66
NIT Tournament - First Round

LBSU	FG	FT	R	F	A	TO	B	S	TP
Lee-f	3-7	8-8	8	1	5	1	1	2	15
Williams-f	7-11	3-6	9	4	1	1	2	1	17
Milisa-c	5-13	1-2	7	2	3	0	0	1	12
Johnson-g	1-3	0-0	1	4	3	3	0	2	2
Lloyd-g	2-7	0-0	1	1	1	2	0	0	5
Bryant	5-10	0-0	3	3	2	2	2	1	15
O'Neal	0-2	0-0	1	1	2	2	0	1	0
Stone	0-3	0-0	0	1	0	0	0	0	0
TOTALS	23-56	12-16	31	17	17	12	5	8	66

CAL	FG	FT	R	F	A	TO	B	S	TP
Lampley-f	10-18	0-2	9	2	6	3	0	0	20
Forehan-K.-f	1-2	0-0	0	2	2	0	0	0	3
Hughes-c	4-5	0-2	3	3	0	1	2	1	8
Legans-g	3-7	2-3	4	2	4	4	0	0	9
Jones-g	7-9	3-4	1	1	0	1	0	0	19
Smith	1-7	0-0	3	0	1	1	0	1	2
Wethers	0-1	2-3	3	2	3	0	1	0	2
VanderLaan	1-3	1-3	5	2	0	2	1	0	3
Shipp	0-0	0-0	0	0	0	0	0	0	0
Gordon	1-1	0-0	1	0	0	0	0	0	2
Gates	1-2	0-0	1	0	0	1	0	0	2
King	0-1	0-0	0	0	1	0	0	0	0
TOTALS	29-56	8-17	33	14	17	13	4	2	70

Score by Period: 1st 2ndFinal
Long Beach State 34 32 66
California 33 37 70

3-Pt. FG's: LBSU (8-24): Bryant 5-7, Lee 1-5, Milisa 1-6, Lloyd 1-4, Johnson 0-1, Stone 0-1.


CAL (4-13): Jones 2-3, Legans 1-3, Forehan-Kelley 1-2,

Smith 0-3, Gates 0-1, Wethers 0-1.

Officials: Randy McCall, Greg Burks, Mike Giarratano

The 49ers made their first NCAA Tournament appearance in 1970 in Jerry Tarkanian's second season at The Beach. Long Beach State earned an automatic bid to the tournament by winning the PCAA championship with a 10-0 record.

The 49ers defeated Weber State 92-73 in the first round to claim their first NCAA Tournament victory with George Trapp scoring 17 points. LBSU then advanced to the Western Regionals where they lost to UCLA in the Regional Semifinals, 84-65. Long Beach State finished the season with a 24-5 record, the second in a string of six straight seasons where the 49ers won 20 or more games. Trapp earned conference player of the year honors and first-team all-league recognition, while Billy Jankans was an all-league pick and Sam Robinson was an All-America selection.



1969-1970 49ers: 24-5 Overall; 10-0 PCAA; PCAA Champions; 1-2 NCAA Tournament

The 49ers advanced to their second straight NCAA Tournament and fell just two points shy of advancing to the NCAA Final Four. LBSU once again won the PCAA title with a 10-0 record. The 49ers routed Weber State in the first round, 77-66, and then came back from a 44-31 halftime deficit in the Regional Semifinals to defeat Pacific, 78-65. That set up a showdown with No. 1 UCLA. The 49ers led 31-27 at the half and 52-50 with 5:46 left, but 49er star Ed Ratleff fouled out at the 5:23 mark and the Bruins outscored the 49ers 7-3 down the stretch to escape with a 57-55 win.

Ratleff earned first-team all-league honors, while George Trapp was named an All-American, conference player of the year for the second straight season and a first-team all-league pick. Chuck Terry also was named all-league.



1970-1971 49ers: 24-5 Overall; 10-0 PCAA; PCAA Champions; 2-1 NCAA Tournament

For the third straight year the 49ers went a perfect 10-0 in the PCAA to earn an automatic bid to the NCAA Tournament. Behind Ed Ratleff's 21 points, the 49ers beat BYU, 95-90 in overtime, in the first round. The Regional Semifinals saw the 49ers dominate San Francisco, 75-55, as Ratleff and Chuck Terry both had 16 points. That set up another showdown with UCLA, the third in as many years in the regionals. Henry Bibby scored 23 points and Bill Walton had 19 points and 11 rebounds as UCLA coasted to the 73-57 victory. The Beach ended the season at 25-4.

Ratleff earned first-team All-America honors as well as being named the conference player of the year and first-team all-league. Terry claimed All-America recognition as well and was an all-league pick for the second straight season.



1971-1972 49ers: 25-4 Overall; 10-2 PCAA; PCAA Champions. 2-1 NCAA Tournament

Long Beach State Championship Teams



The 49ers won the league title in 1973 with a 10-2 mark and played in their fourth consecutive NCAA Tournament. LBSU defeated Weber State in the first round, 88-75, as Leonard Gray and Ed Ratleff both scored 25 points. In the Western Regional semifinal played at Pauley Pavilion, the 49ers shot just 36.6 percent (30-of-82) from the field and San Francisco's Mike Quick tallied 25 points on 12-of-18 shooting to send the 49ers to a 77-67 loss. In the third-place game against Arizona State, the 49ers had four players score in double figures in the 84-80 win.



1972-1973 49ers: 26-3 Overall; 10-2 PCAA; PCAA Champions; 2-1 NCAA Tournament

Ratleff earned first-team All-America honors and league MVP recognition for the second straight season, while also being named all-conference for the third year in a row. Roscoe Pondexter also earned all-league honors.

The 49ers tied for first in the PCAA and won the league tournament, defeating San Jose State in the final. The 49ers made their fifth NCAA Tournament appearance in 1977 and were sent to Pocatello, Idaho, for a first round game against host Idaho State. Lloyd McMillian had 20 points, but it wasn't enough, as the top three players on Idaho State's frontline all had double-doubles in the 83-72 LBSU loss. Michael Wiley had a double-double with 14 points and 10 rebounds, but the 49ers shot just 38.9 percent (28-of-72) in the game.



1976-1977 49ers: 21-8 Overall; 9-3 PCAA; PCAA Champions; 0-1 NCAA Tournament


McMillian led the 49ers team during the season and was named All-America, conference player of the year and first-team all-league in coach Dwight Jones' third season.

The 49ers advanced to their sixth NCAA Tournament after winning the Big

1992-93 49ers: 22-10 Overall; 11-7 Big West; BWC Tournament Champions.

West Conference Tournament title as the No. 4 seed. The 49ers downed New Mexico State (70-62) in the title game. Sent to Salt Lake City, the 49ers took on No. 6 seed Illinois. The Fighting Illini shot 57.7 percent (15-of-26) in the second half and outscored The Beach 6-2 down the stretch for the 75-72 win. LBSU to a 70-69 lead with 1:38 to play on Lucious Harris' lay-up, but two late baskets by Rennie Clemons sealed the win for Illinois. Harris finished with 27 points, while Chris Tower added 17. The 49ers finished the season 22-10 in Seth Greenberg's third season at the helm of the Long Beach State program.

Harris earned first-team All-Big West Conference honors following the season for the second straight year. He also claimed Big West Conference Tournament Most Valuable Player honors and was joined on the Big West All-Tournament Team by Long Beach State teammates Bryon Russell and Rod Hannibal.



After winning their second Big West Tournament title in three years, the 49ers were sent to Boise, Idaho, for the first round of the NCAA Tournament.

Long Beach State faced No. 4 seed Utah. The 49ers were just 2-of-14 (14.3 percent) from 3-point range and 12-of-26 (46.2 percent) at the free throw line as Utah used its height advantage to defeat the 49ers 76-64. Utah controlled the backboards out-rebounding The Beach 45-31 and guard Brandon Jessie had 22 points and eight boards for the Utes. Joe McNaul led the 49ers with 23 points and nine rebounds against Utah, while Terrance O’Kelley added 13 points.

McNaul led the 49ers during the season earning first-team all-league honors while O’Kelley was a second-team pick. Both McNaul and O’Kelley were on the Big West all-tournament team.



1994-1995 49ers: 20-10 Overall; 13-5 Big West; Big West Tournament Champions

The 49ers advanced to their first NCAA Tournament appearance in 12 years after winning the Big West Conference regular season and tournament titles. The 49ers were sent to Columbus, Ohio, to face No. 5 seed and No. 25-ranked Tennessee. The 49ers couldn’t keep up with the high-powered Volunteers losing 121-86.

Long Beach State was led by Kejuan Johnson’s 24 points and Aaron Nixon’s 23 points, but the Vols shot 58.9 percent from the field and were 21-of-30 (70.0 percent) from the 3-point line. All-American and SEC Player of the Year Chris Lofton led Tennessee with 25 points while JuJuan Smith added 24 and Ramar Smith scored 22. The 49ers ended the season 24-8 and won the Big West title with a 12-2 mark. Nixon earned All-America honors, as well as being named Big West Player of the Year and first-team all-conference. Johnson was also a first-team all-league pick.



2006-07 49ers: 24-8 Overall; 12-2 Big West; Big West regular season and tournament champions.



All-Time Roster



A-A-A		Dillon, Dale	1974-77	Hodge, Lynn	1961-64	McGee, Tony	1975-77	Scott, Dave	1970
Aberegg, Rick	1972-74	Dixon, Kennedy	1984	Hodges, Craig	1978-82	McGee, Tony	1992	Sears, Bobby	1989-92
Achziger, Dick	1957	Doefler, Phil	1977-79	Hodges, Jibril	2002-06	McGihon, Glenn	1951-52	Seeley, George	1966
Acosta, Charles	1956	Donahoe, Tom	1954	Hoffman, John	1985-88	McLucas, Dave	1969-71	Seymour, Bob	1954-55
Adams, Darryl	1983-85	Dortch, Tom	1962-64	Holland, Bob	1960-63	McMillian, Lloyd	1977	Shephard, Huey	1954, 56-57
Amman, Ken	1962-65	Douse, Ernie	1973	Holmes, Pat	1965-67	McNaull, Joe	1995	Shoemaker, Rex	1960-62
Anderson, Larry	2008-pr.	Drake, Bob	1965	Honer, Ted	1950-52	McWilliams, Eric	1970-72	Showalter, Ron	1959-61
Anderson, Stan	1961-63	Duane, Joe	1958-60	Houston, Charles	1983	Mendez, Julio	1966-67	Shutts, Dave	1979-81
Armstrong, Ves	1953	Dulin, Ronald	1957	Houston, Kevin	2003-07	Merrill, Clark	1953-57	Sims, Nate	1981-83
Atkinson, Mike	1991-95	Dumas, Dwayne	1979	Hubbard, Dave	1958-60	Mihalievich, John	1956-57	Singleton, Vince	1982-84
Austin, Ron	1976-77	Dusternott, Paul	1957-58	Hudson, Larry	1974-78	Milisa, Mate	1998-00	Smalls, Richie	1998-00
B-B-B		Dykema, Craig	1979-81	Hull, Larry	1955	Miller, John	1955-57	Smith, Brad	1999-01
Baker, John	1956	E-E-E		I-I-I		Miller, Roy	1971-73	Smith, Ricky	1981, 83-85
Balen, Edward	1955	Eastin, Jeff	1985-89	Ibekwe, Onye	2004-06	Milley, Ian	1997-99	Sneed, John	1969
Barnes, Bill	1954	Eaton, Bob	1968	Island, Tim	2006-07	Mina, Carolos	1973-75	Snell, Wayne	1953
Barnicoat, John	1963-65	Edwards, Frankie	1989-92	J-J-J		Mitchell, Tyrone	1988-90	Sothan, Mel	1952-53
Baron, William	1956-58	Egans, David	1998	Jackson, Akeli	1994-96	Montgomery, Arthur	1968-70	Souza, Tadeu	2001-02
Bates, Floyd	1957	Emery, Derek	1998	Jackson, Antoine	2002-04	Montgomery, Dick	1960-63	Steff, Mark	1977-78
Batson, Ron	1958-60, 62	Engels, Fred	1958	Jackson, Kyle	1972-75	Montgomery, Mike	1966, 68	Stephens, Nate	1971-73
Becker, Glen	1952-54	Ernst, Gary	1960-63	Jackson, Marcel	2002-04	Moore, Rigo	1986-88	Stephens, Robert	1967-68
Bell, James	1967	Espinoza, Bob	1959	Jacobs, Rolf	1989	Moore, Steve	1979	Stewart, Ron	1967-68
Bene, Harry	1951-53	Ewasky, Rich	1970-72	Jankans, Billy	1970	Moore, Walker	1989	Stienstra, Greg	1985
Betts, Andrew	1996-98	F-F-F		Jarvis, Kenny	1990-91	Morandini, Frank	1956, 58-59	Stone, Grant	1997-01
Bilyew, Frank	1958-60	Fagan, Jeff	1979-81	Jefferson, Vince	1986	Morgan, Mickey	1955	Stradford, Jon	1960-61
Bishop, George	1957	Faulkner, Darrell	1988-90	Jenkins, Chris	2001-05	Morris, Donovan	2007-09	Strane, Marcus	1976
Blum, Tom	1955	Farrar, Herbert	1956	Joseph, Troy	1989-91	Mosby, Ray	1981-83	Strong, Carl	1954-55
Bogdanovich, Jack	1960-63	Feller, Gerald	1968	Johnson, Brandon	2007-08	Motley, Tom	1971-73	Sullivan, Bob	1960
Bomborg, Dick	1955	Felton, Keith	1998-00	Johnson, David	1980-82	Muir, Mike	1973	Sutherland, William	1958
Bowens, Mark	2000-04	Ferguson, Doug	1980	Johnson, Don	1968	N-N-N		Tanner, Robert	1957
Bradley, Jermel	1998	Figura, Steve	1965	Johnson, Johnny	1962-65	Nadone, John	1952, 55	Tarnoff, Makary	1955
Branner, Gerry	1993-96	Fleming, Andrew	2006-10	Johnson, Kelly	1980	Naughton, Jim	1953	Tarpley, Marlin	1966-68
Braziel, Mose	1979	Fleming, Marco	1986-89	Johnson, Kejuan	2005-07	Nelson, Dick	1967-69	Taylor, Cardell	1981-85
Braxton, Mel	1987	Flemister, Clayton	1998	Johnson, Larry	2000-01	Nixon, Aaron	2005-07	Taylor, Dwight	1969-71
Britton, Derek	1982	Florentine, Bill	1959-62	Johnson, Marcus	1995-97	Nixon, Charles	1969, 71	Taylor, Jim	1959
Broeske, John	1965-68	Foerster, Bob	1955-57	Johnson, Richard	1975-77	Nolan, Jeff	1986-87	Teele, Jack	1951
Brown, Dave	1965	Forbes, Stewart	1953	Johnson, Roger	1951	Nuckles, Quincy	1997-99	Terry, Chuck	1970-72
Brown, Eric	1992-96	Frankel, Jerry	1953	Johnson, Ron	1999-02	Nwankwo, Ike	1996-97	Thompson, Darnell	2001-03
Brummell, Bill	1962-65	Free, Travon	2003-07	Johnson, Ronnie	1953	O-O-O		Titus, Brandon	1995-97
Bryant, D'Ceane	1995-00	Freeman, Brian	2007-09	Johnson, Shawn	1968-70	Officer, Brian	1981	Townsend, Jason	1994
Bryant, Tony	2005	Freeman, Dominic	2005-07	Jones, Dave	1960-62	O'Kelley, Terrance	1991-95	Trapp, George	1969-71
Bugart, Herb	1953	Frey, Jared	1997-99	Jones, Brian	1988-90	O'Neal, Charles	1998-00	Tucker, Ed	1965-67
Burdick, Tom	1951	G-G-G		Jones, Farrell	1970	Ortega, Tony	1959	Tye, Kevin	1979-82
Burke, Bernie	1953	Garball, John	1969	Jones, Gary	1963-65	P-P-P		Ueda, Charles	1967
Buzzavo, Alberto	1996	Gabriel, Dick	1952-53	K-K-K		Parnell, Harvey	1981	U-U-U	
Byrd, Sam	2005	Galloway, Brice	2006, 08	Kaczmarek, Florian	1955	Patterson, Clay	1957	V-V-V	
Byrd, Sterling	2005-07	Gant, Artis	2005-07	Kallusky, Bill	1951	Patterson, Darrell	1985	Vantrimpont, Mike 2009-pr.	
C-C-C		Gardner, Joedy	1982-84	Kazmer, John	1973-75	Pattillo, Ulric	2002-06	Vartanian, Vince	1972
Cambianica, Fermo	1951-53	Garnett, Jeff	1974	Kennedy, Sam	1955-57	Payne, Jimmy	1963	Verberck, Ivan	1982-84
Camper, Brian	1992-94	Garrett, Del	1956	Kindred, Keion	2004-06	Payne, Reggie	1981-83	Victor, Michael	1993
Carr, George	1954-57	Gary, Phil	1978-80	King, Jerramy	2009-pr.	Pearson, Cody	2001-05	Viculin, Jordan	1954-55
Catania, Scott	1996	Gerke, Glen	1974-77	King, Lamont	1971-73	Peek, Neil	1955-57	Virden, Carl	1957
Caviezel, Tim	1994	Gijbels, Bart	1994	King, Mike	1967-69	Perry, Chuck	1954	W-W-W	
Chappell, Chris	1969	Gilkey, Sterling	1976	Klubnick, Don	1960	Perry, Jim	1967-69	Walker, Billy	1985-88
Chambers, Darin	1984	Gilling, Stephan	2008-10	Knapp, Ken	1961-64	Peys, Chris	2006-08	Walker, Howard	1952-53
Chambers, John	1964-66	Gomez, Allan	1999	Koller, Chuck	1955-56	Phillips, Ted	1951	Wallace, Reggie	1986, 88
Chandler, Keith	1999-01	Goss, David	1976	Kutas, Eric	1991-93	Plater, Greg	2007-pr.	Walquist, Leigh	1953
Chang, Lin	2009-10	Gradney, Marcus	1998	L-L-L		Podue, Marion	1960	Ware, Casper	2008-pr.
Clady, Maurice	2007-09	Graham, Alex	2001-04	Lack, Craig	1980-84	Pondexter, Clifton	1973-74	Washington, Carl	1964-66
Clark, Larry	1966-68	Graham, Lucian	2003-04	Lafitte, Demetrius	1986	Pondexter, Roscoe	1972-74	Washington, John	1983-85
Clark, Milton	1972	Gray, Larry	1978	Lane, Edward	1955	Pope, Tony	1983-85	Waters, Jim	1958-60
Clark, Rory	1998-01	Gray, Leonard	1971-74	Langston, DeAnthony	1984-88	Porter, Darnell	2006-07	Watkins, Jack	1954
Clark, Travis	2001-03	Gray, Roy	1957	Lawhorn, Vance	2000-03	Purry, Andre	1985-88	Weaver, Bob	1951
Coleman, Anthony	2002-05	Gregory, Dino	1980-82	Lazdauskas, Arturas	2006-10	R-R-R		Whipple, Keith	1951
Combs, Aaron	1986	Gregory, Jack	1954	Lee, Antrone	1997-00	Rambo, John	1963-65	White, John	1978-79
Connolly, Mark	1983	Greenfield, Jim	1968	Lee, Don	1951	Rants, John	1967	Wiley, Jerome	1986
Coombs, Don	1969	Gritton, Ray	1968-70	Leslie, Dave	1974	Ratliff, Ed	1970-73	Wiley, Michael	1976-80
Cotton, James	1994, 96-97	Gross, Bob	1973-75	Lester, Richard	1957	Ratliff, Everett	1995	Wiley, Morlon	1984-88
Cowlings, Don	1981	H-H-H		Lewis, Mark	1983	Redmond, Vernon	1983	Williams, Bernard	1969-71
Cnokrak, Steve	1951	Hagen, Chuck	1964-66	Lind, Forrest	1964	Reed, Travis	2000-02	Williams, Bob	1955
Crockett, Kevin	2005	Hair, Steve	1978-80	Lloyd, Ramel	1998-01	Reeves, Ray	1980-81	Williams, Cornel	2007-09
Crook, Ed	1951	Hamlin, Stafford	1984-86	Loe, Donn	1956-57	Richardson, Kyle	2009-pr.	Williams, Da'Meion	2000-02
Curtis, Ardis	1998	Hamlin, Stephen	1986	Long, Jack	1958	Richmond, Crawford	1979	Williams, Kevin	1990-91
Cutler, Kevin	1989-91	Hammond, Jack	1954-55	Long, Jim	1960	Ricks, Dominique	2005-07	Williams, Lemi	2000-03
D-D-D		Hannibal, Rod	1991-94	Ludwig, Don	1967-68	Ring, Duane	1954	Williams, Ricky	1978-79
Darby Louis	2002-07	Hansen, Jon	1985	Lukrich, Don	1967-68	Roberts, Kevin	2000-04	Williams, Rudy	1999-02
Darden, Tony	2001-03	Hansted, Don	1955	Lynn, Howard	1951-52	Robinson, Sam	1968, 70	Willis, Dave	1959
Darrett, Michael	2000-02	Harris, Darrel	1978	Malmquist, Ron	1970	Robinson, T.J.	2008-pr.	Winbush, Ronnie	1990-91
Darrow, Flip	1951-53	Harris, George	1957	Mancado, Richard	1968	Roeland, Bob	1963-64	Windfeldt, Al	1963-64
Davidson, Gary	1955	Harris, Jim	1964-67	Marksbury, Dan	1966-68	Rogers, Jeff	1992-94	Winterburn, Ron	1958
Davis, Anthony	2001-02	Harris, John	1979	Marques, Danny	1976-77	Ronzone, Tony	1986-88	Wise, Francois	1976-80
Davis, Charles	1953-54	Harris, Lucious	1989-93	Marskell, Lee	1965	Roth, John	1972	Woodard, Jesse	2009-10
Davis, Jamie	1995-96	Harvey, Hollis	1955-58	Martin, Donnie	1976-79	Ruffen, Clarence	1976-78	Woodward, Mike	1960-61
Davis, Jay	1955	Harvey, Rudy	1986-90	Martin, Rondal	1958	Russell, Bryon	1990-93	Wright, Bill	1954
Davis, Tommie	1997, 99	Hasson, Brent	1985	Matucci, Mike	1989-91	Russell, Karl	1951	Y-Y-Y	
Davis, Wally	1955	Hatten, John	1985-89	Matsuno, Mike	1987-89	Ryan, Alan	1964-66	Yackey, George	1961
Dawson, James	1975-77	Hawkins, Juquin	1991-96	Mays, Tye	1992-95	S-S-S		Yankelevitz, Brian	1994-96
Dawson, Mark	2005-07	Hawkins, Shawn	2004-06	McCarthy, Tom	1968	Saffold, Corey	1996	Young, Jedd	1958
Delaney, John	1975	Heard, Lauren	2007-08	McCree, Bruce	1982	Salahuddin, Rasul	1994-96	Young, Ron	1961
Delone, James	1998-99	Heaton, Floyd	1973-75	McDaniel, George Jr.	1980-83	Samuelson, Eric	1959-61	Z-Z-Z	
DeLuca, Bob	1955	Henderson, Adam	1991	McDonald, Glenn	1971-74	Sandefur, Randy	1960-62	Zeno, Michael	1981-83
Dew, Carlos	1991-93	Henderson, Jazz	2006			Schuler, John	1958-60		
Dikerson, Don	1956	Herman, Phil	1963						
Dickinson, Dick	1958-60	Hicks, Phil	1973						
		Hill, Lydell	1995						
		Hines, Harold	1962, 64-65						

TOP 10 APPEARANCES: 43

#10	#9	#8	#7	#6	#5	#4	#3	#2	#1
6	9	3	3	7	7	4	4	---	---

Final AP Rankings

<p><u>1970-71</u></p> <ol style="list-style-type: none"> 1. UCLA 2. Marquette 3. Pennsylvania 4. Kansas 5. USC 6. South Carolina 7. Western Kentucky 8. Kentucky 9. Fordham 10. Ohio State 11. Jacksonville 12. Notre Dame 13. North Carolina 14. Houston 15. Duquesne 16. Long Beach State 17. Tennessee 18. Drake 19. Villanova 20. BYU 	<p><u>1972-73</u></p> <ol style="list-style-type: none"> 1. UCLA 2. North Carolina State 3. Long Beach State 4. Providence 5. Marquette 6. Indiana 7. SW Louisiana 8. Maryland 9. Kansas State 10. Minnesota 11. North Carolina 12. Memphis State 13. Houston 14. Syracuse 15. Missouri 16. Arizona State 17. Kentucky 18. Pennsylvania 19. Austin Peay 20. San Francisco
---	---

<p><u>1971-72</u></p> <ol style="list-style-type: none"> 1. UCLA 2. North Carolina 3. Pennsylvania 4. Louisville 5. Long Beach State 6. South Carolina 7. Marquette 8. SW Louisiana 9. BYU 10. Florida State 11. Minnesota 12. Marshall 13. Memphis State 14. Maryland 15. Villanova 16. Oral Roberts 17. Indiana 18. Kentucky 19. Ohio State 20. Virginia 	<p><u>1973-74</u></p> <ol style="list-style-type: none"> 1. North Carolina State 2. UCLA 3. Marquette 4. Maryland 5. Notre Dame 6. Michigan 7. Kansas 8. Providence 9. Indiana 10. Long Beach State 11. Purdue 12. North Carolina 13. Vanderbilt 14. Alabama 15. Utah 16. Pittsburgh 17. USC 18. Oral Roberts 19. South Carolina 20. Dayton
--	---

Weekly Poll Positions

<u>1970-71 Season</u>		Jan. 23, 1973	5th
Preseason	18th	Jan. 30, 1973	4th
Feb. 23, 1971	20th	Feb. 6, 1973	3rd
Mar. 2, 1971	17th	Feb. 13, 1973	3rd
Mar. 9, 1971	17th	Feb. 20, 1973	3rd
Mar. 16, 1971	16th	Feb. 27, 1973	4th
		Mar. 6, 1973	4th
		Mar. 13, 1973	3rd

<u>1971-72 Season</u>			
Preseason	8th		
Dec. 7, 1971	6th	<u>1973-74 Season</u>	
Dec. 14, 1971	13th	Preseason	12th
Dec. 21, 1971	9th	Dec. 4, 1973	12th
Dec. 28, 1971	10th	Dec. 11, 1973	12th
Jan. 4, 1972	8th	Dec. 18, 1973	11th
Jan. 11, 1972	7th	Dec. 25, 1973	10th
Jan. 18, 1972	4th	Jan. 2, 1974	9th
Jan. 25, 1972	5th	Jan. 8, 1974	9th
Feb. 1, 1972	5th	Jan. 15, 1974	9th
Feb. 8, 1972	8th	Jan. 22, 1974	10th
Feb. 15, 1972	9th	Jan. 29, 1974	10th
Feb. 22, 1972	6th	Feb. 5, 1974	9th
Feb. 29, 1972	6th	Feb. 12, 1974	10th
Mar. 7, 1972	5th	Feb. 19, 1974	13th
Mar. 14, 1972	5th	Feb. 26, 1974	13th

<u>1972-73 Season</u>		Mar. 5, 1974	9th
Preseason	6th	Mar. 12, 1974	9th
Dec. 5, 1972	7th	Mar. 19, 1974	9th
Dec. 12, 1972	7th	Mar. 27, 1974	10th
Dec. 19, 1972	6th		
Dec. 26, 1972	6th	<u>Others</u>	
Jan. 2, 1973	5th	Dec. 26, 1978	17th
Jan. 9, 1973	6th	Jan. 3, 1979	15th
Jan. 16, 1973	5th	Jan. 10, 1979	19th