



2014 LOUISIANA TECH FOOTBALL PROSPECTUS

55 ALL-AMERICANS

25 CONFERENCE CHAMPIONSHIPS

2 NATIONAL TITLES

QUICK FACTS

Location: Ruston, La.
Founded: 1894
Nickname: Bulldogs
Colors: Blue and Red
Enrollment: 11,025
Conference: Conference USA (West Division)
Stadium (Capacity): Joe Aillet Stadium (27,717)
Surface: FieldTurf
President: Dr. Les Guice (Louisiana Tech, 1976)
Athletics Director: Tommy McClelland (Northwestern State, 2004)
Athletic Office: 318-257-4827
Football Office: 318-257-4547
Ticket Office: 318-257-3631

COACHING STAFF

Head Coach: Skip Holtz
 Alma Mater, Year: Notre Dame, 1986
 Overall Record: 92-79 (.538)/14 Years
 School Record: 4-8/Second Year

Asst. Head Coach/Offensive Line: Matt Moore
 Alma Mater, Year: Valdosta State, 1995

Offensive Coordinator/QBs: Tony Petersen
 Alma Mater, Year: Marshall, 1988

Defensive Coordinator/LBs: Manny Diaz
 Alma Mater, Year: Florida State, 1995

Safeties: Blake Baker
 Alma Mater, Year: Tulane, 2008

Cornerbacks/Special Teams: Ronnie Bradford
 Alma Mater, Year: Colorado, 1993

Defensive Line: Oscar Giles
 Alma Mater, Year: Texas, 1991

Running Backs: Jabbar Juluke
 Alma Mater, Year: Southern, 1999

Wide Receivers: Tim Rattay
 Alma Mater, Year: Louisiana Tech, 2001

Inside Receivers: Joe Sloan
 Alma Mater, Year: East Carolina, 2008

Graduate Assistant (Offense): Price Ferguson
 Alma Mater, Year: Texas A&M, 2010

Graduate Assistant (Offense): Peter Hopkins
 Alma Mater, Year: Sam Houston State, 2010

Graduate Assistant (Defense): Ben Baker
 Alma Mater, Year: Nebraska, 2007

Graduate Assistant (Defense): Anthony Lewis
 Alma Mater, Year: Texas A&M, 2011

Dir. of FB Recruiting & Alumni Relations: Thomas Graham
 Alma Mater, Year: Louisiana Tech, 2011

Head Strength & Conditioning Coach: Kurt Hester
 Alma Mater, Year: Louisiana Tech, 2000

Asst. AD/Character Education: Ed Jackson
 Alma Mater, Year: Louisiana Tech, 1983

MEDIA RELATIONS

Football Contact: Patrick T. Walsh
Office: 318-257-5305
Cell: 318-514-9203
Email: pwalsh@latech.edu
Mailing Address: PO BOX 3166, Ruston, LA 71272
Press Box: 318-257-3144
Website: www.LATechSports.com

TEAM INFORMATION

Offense:Spread
 Defense:Multiple
 2013 Record:4-8
 2013 Conference Record/Finish:3-5/5th (West)
 Letterwinners Returning/Lost:36/28
 Starters Returning:14
 Offense5
 Defense7
 Special Teams.....2
 Starters Lost:11
 Offense6
 Defense4
 Special Teams.....1
 2014 Newcomers:21

* - Pending 6th year grant from NCAA

2014 RETURNEES

Offensive Starters Returning (5)

OT Mitchell Bell	6-3	348	R-Sr.	1L
RB Kenneth Dixon	5-10	220	Jr.	2L
WR Sterling Griffin*	6-0	194	R-Sr.	1L
QB Ryan Higgins	6-1	206	R-So.	1L
WR Hunter Lee	5-9	195	Sr.	3L

Defensive Starters Returning (7)

CB Adairius Barnes	5-11	183	Jr.	2L
DE Vontarius Dora	6-4	243	R-Jr.	2L
CB Le'Vander Liggins	5-10	193	Sr.	3L
S Thomas McDonald	6-4	180	Sr.	1L
S Terrell Pinson	6-2	209	Sr.	1L
LB Mitch Villemez	6-2	225	Sr.	1L
DB Xavier Woods	5-11	194	So.	1L

Special Team Starters Returning (2)

K Kyle Fischer	5-11	201	R-So.	1L
P Logan McPherson	5-10	174	So.	1L

LOSSES

Offensive Starters Lost (6)

WR D.J. Banks	5-0	182
C Vince Cano	6-1	305
WR Richie Casey	5-11	188
LT Jeremy Graffree	6-3	281
WR Andrew Guillot	5-9	187
RG Matthew Shepperd	6-2	305














Defensive Starters Lost (4)

LB Daniel Cobb	6-0	225
DT Justin Ellis	6-2	357
DE IK Enemkpali	6-1	272
DT Shakeil Lucas	6-1	299

Special Team Starters Lost (1)

DS Josh Cuthbert	5-11	225
------------------	------	-----

2014 SCHEDULE / RESULTS All times CT

	Date	OPPONENT	TV	Attendance	W/L	Time
	Aug. 30	at OKLAHOMA Programs meeting for the first time	-	-	-	TBA
	Sept. 6	at UL-LAFAYETTE In-state rivalry resumed for first time in 10 years, Bulldogs hold 46-33-6 advantage	-	-	-	TBA
	Sept. 13	at NORTH TEXAS* Series even at 6-6 between the two schools	-	-	-	TBA
	Sept. 20	NORTHWESTERN STATE Resumption of old State Fair Rivalry, First meeting since 1994, LA Tech leads, 53-19-5	-	-	-	TBA
	Sept. 27	at AUBURN Teams last met in 2009, Auburn leads series 11-0-1	-	-	-	TBA
	Oct. 4	UTEP* Bulldogs defeated UTEP last season for first C-USA win, Tech leads series 7-2-1	-	-	-	TBA
	Oct. 18	UTSA* Series tied at 1-1, each team has won on home turf	-	-	-	TBA
	Oct. 25	at SOUTHERN MISS* Rivalry in Dixie renewed, First meeting in Hattiesburg since 2011, Last 4 games have been played in rain	-	-	-	TBA
	Nov. 1	WESTERN KENTUCKY* Game played 40 years after LA Tech beat WKU in 1973 National Championship game	-	-	-	TBA
	Nov. 8	at UAB* LA Tech is 4-0 vs. UAB, Last played in 1999 as 1 of 2 games at Legion Field that year (also Bama, both wins)	-	-	-	TBA
	Nov. 22	at OLD DOMINION* First meeting between the Bulldogs and the new Monarchs program	-	-	-	TBA
	Nov. 29	RICE* Rice leads series 4-3, Bulldogs looking to redeem themselves vs. 2013 C-USA Champions	-	-	-	TBA
	Dec. 6	CONFERENCE USA CHAMPIONSHIP Louisiana Tech hopes to reach first conference title game	-	-	-	TBA

HOOK 'EM 'DOGS?

The 2014 Bulldogs will feature a new look on defense with a burnt orange flavor to it as the defense will now be led by new defensive coordinator Manny Diaz. Most recently the defensive coordinator at Texas, Diaz has brought former Texas defensive ends coach Oscar Giles and former Texas and Arkansas State safeties coach Blake Baker to Ruston to fill out the defensive staff after the departures of Stan Eggen, Jeff Koonz and Kim Dameron.

YOUNG BUT EXPERIENCED SECONDARY

The last few seasons at Louisiana Tech have been ones where the secondary has constantly been bringing along young talent with not a lot of experience compared to an older, veteran defensive line. That finally changes in 2014 when it is the secondary with plenty of experience while the defensive line will be the newbies on the field. All but one member of the secondary returns this fall (linebacker Daniel Cobb is the only loss to graduation) while the defensive line lost three starters due to graduation (Justin Ellis, IK Enemkpali and Shakeil Lucas).

DIXON BACK FOR JUNIOR CAMPAIGN

Running back Kenneth Dixon returns for his junior campaign and is intent on staying healthy in 2014. Plagued by a right knee injury early in the season and a left knee injury later in the year, Dixon played in 10 games during the 2013 campaign but barely saw time in two, effectively only playing in eight of the team's 12 games. Despite that lost time, the Strong, Ark. native still racked up 917 rushing yards on 151 carries, averaging 6.1 yards per carry and 91.7 yards per game while leading the team with 1,002 all-purpose yards.

NEW OFFENSIVE LINE ... AGAIN

One of the toughest jobs in college football may be held by Bulldogs offensive line coach Matt Moore as he has to replace the majority of his offensive line for the second consecutive year. In his first season on staff, Moore had to replace four graduating starters on the offensive line. Now entering his second year, he is left to replace three graduating starters (Vince Cano, Jeremy Graffree and Matt Shepperd).

LA TECH SIGNS 21 TO NLI

Louisiana Tech head football coach Skip Holtz announced the signing of 17 student-athletes to National Letters of Intent, completing the Bulldogs' 2014 Signing Class. In all, the class that Holtz and the coaching staff signed for this year counts 21 newcomers with three already enrolled at Louisiana Tech. Of the 21 newcomers, over half the class (52 percent) elected to stay in-state and attend Louisiana Tech.

Overall, the program signed 12 players on offense, six on defense, one specialist with two classified as athletes. Offensively, LA Tech addressed immediate needs on the offensive line with a mixture of junior college players that will play right away and high school players that will provide needed depth and future talent. The class includes four wide receivers that will also have a quick impact on the program. On the defense, the Bulldogs add depth on the line with a pair of seniors (Justin Ellis and IK Enemkpali) graduating that will likely be playing on Sundays next season. More depth is provided at linebacker with a pair of signees while the secondary gets an athletic safety to help its ranks this fall.

BULLDOGS FACE TOUGH SLATE IN 2014

Louisiana Tech and Conference USA announced the 2014 football schedule for the Bulldogs Monday with a challenging slate with nine opponents recording at least six wins last season.

The 2014 Conference USA alignment will feature seven teams in the East Division and six teams in the West Division. FIU, Florida Atlantic, Marshall, Middle Tennessee, Old Dominion, UAB and Western Kentucky (WKU) comprise the East Division, while Louisiana Tech, North Texas, Rice, Southern Miss, UTEP and UTSA make up the West Division.

Each school in the West Division will play every team in its division once for five games, while playing three cross-over opponents from the opposite division. Three schools in the East Division will play every team in its division once for six games, while playing two cross-over opponents from the opposite division. Four schools in the East Division will play five opponents in its division once for five games, while playing three cross-over opponents from the opposite division. East Division schools playing five division games were randomly selected by a computer scheduling application and two intra-division matchups in the East will not take place this season.

The 2013 schedule has 14 playing weeks, which provides for two open dates for each team. The schedule is a one-year model, meaning that as the conference lineup changes for the 2015 season with the addition of Charlotte, opponents may change and locations of games for that season are not yet determined.

Louisiana Tech will be challenged early with four road games in the first five weeks, all against teams that were bowl bound a year ago.

NUMERICAL ROSTER

No.	Name	Pos.	Ht.	Wt.	Yr.	Exp.	Hometown (Previous School)
2	Sanford Seay	WR	6-2	200	R-Jr.	JC	Leesburg, Ga. (Itawamba CC/Georgia)
3	Paul Turner	WR	5-11	194	R-Jr.	TR	West Monroe, La. (LSU)
4	Sterling Griffin	WR	6-0	194	R-Sr.	1L	Opa Locka, Fla. (USF)
6	Beau Fitte	LB	6-0	216	R-Jr.	2L	Port Sulphur, La. (South Plaquemines HS)
9	Conner Smith	WR	6-3	194	R-So.	SQ	Covington, La. (Fontainebleau HS)
11	Lloyd Grogan	DB	6-0	207	R-So.	1L	Morgan City, La. (Central Catholic HS)
13	Le'Vander Liggins	DB	5-10	193	Sr.	3L	Leesville, La. (Leesville HS)
13	Chase Schultz	QB	6-1	202	R-Fr.	RS	Heath, Texas (Rockwall-Heath HS)
14	Ryan Higgins	QB	6-1	206	R-So.	1L	Hutto, Texas (Hutto HS)
14	Thaddaeus Medford	DB	5-10	196	R-So.	SQ	Newbern, Tenn. (Dyer County HS)
15	Bryson Abraham	CB	5-9	177	R-Jr.	2L	Jennings, La. (Jennings HS)
16	Jabari Prewitt	DB	5-9	185	Sr.	1L	Hutto, Texas (Hutto HS)
16	Scotty Young	QB	6-2	221	R-Sr.	1L	Denton, Texas (Texas Tech)
17	Kyle Fischer	K	5-11	201	R-So.	1L	Frisco, Texas (Frisco HS)
18	D.J. St. Julien	WR	5-11	191	R-Sr.	1L	Lafayette, La. (Acadiana HS)
20	Colby Brown	DB	5-9	169	R-Sr.	1L	College Park, Ga. (Highland CC)
21	Adairius Barnes	DB	5-11	183	Jr.	2L	Port Gibson, Miss. (Port Gibson HS)
23	Kentrell Brice	DB	5-11	187	Jr.	2L	Ruston, La. (Ruston HS)
24	Marlon Seets	RB	5-9	215	R-Jr.	SQ	Haughton, La. (Alcorn State)
24	Nick Thomason	LB	6-0	246	R-Jr.	RS	Muscle Shoals, Ala. (Northeast Miss. JC)
25	Blake Martin	RB	5-10	197	R-Jr.	2L	Lucas, Texas (Lovejoy HS)
26	Tevin King	RB	5-6	158	R-So.	1L	Moultrie, Ga. (Colquitt County HS)
27	Boston Scott	RB	5-6	183	R-Fr.	RS	Zachary, La. (Zachary HS)
28	Kenneth Dixon	RB	5-10	220	Jr.	2L	Strong, Ark. (Strong HS)
28	Gerald Shouse	P	6-1	165	Jr.	SQ	Shreveport, La. (Evangel Christian Academy)
31	Terrell Pinson	S	6-2	209	Sr.	1L	Tupelo, Miss. (Itawamba CC)
32	Mitch Villemez	LB	6-2	225	Sr.	1L	Hardin, Texas (Blinn JC)
33	Thomas McDonald	S	6-4	180	Sr.	1L	Houston, Texas (Navarro JC)
34	Mike Schrang	LB	6-1	239	R-Sr.	3L	Kingwood, Texas (Kingwood HS)
35	Jonathan Barnes	K	5-9	162	R-Fr.	RS	Baton Rouge, La. (Woodlawn HS)
36	Hunter Lee	WR	5-9	195	Sr.	3L	Flower Mound, Texas (Flower Mound HS)
37	Michael Mims	DB	5-11	200	R-Fr.	RS	West Monroe, La. (West Monroe HS)
38	Michael Jacob	DB	5-11	166	R-Fr.	RS	Allen, Texas (Allen HS)
39	Xavier Woods	DB	5-11	194	So.	1L	West Monroe, La. (West Monroe HS)
40	Kevin Kisseberth	DL	6-2	249	R-Sr.	3L	Spring, Texas (Klein HS)
42	Tony Johnson	LB	6-2	255	Sr.	1L	Sulligent, Ala. (Southwest Mississippi JC)
43	Logan McPherson	P/K	5-10	174	So.	1L	Fort Payne, Ala. (Fort Payne HS)
44	Austin Ginn	S	6-0	184	R-So.	SQ	Farmerville, La. (Cedar Creek HS)
45	Vernon Butler	DL	6-3	321	JR.	2L	Summit, Miss. (North Pike HS)
46	Adam Woods	DS	6-0	210	R-So.	RS	Leesville, La. (Leesville HS)
50	Tucker Etheridge	DS	5-11	225	Fr.	HS	Marietta, Ga. (Blessed Trinity HS)
53	Darrell Travis	DS	5-11	237	R-So.	RS	McKinney, Texas (McKinney North HS)
54	Trent Norman	LB	6-1	217	Jr.	SQ	Jena, La. (Jena HS)
57	Richard Greenwalt	OL	6-4	298	R-Sr.	1L	Wildomar, Calif. (Riverside CC)
58	Devon McKinney	DL	6-0	277	R-Sr.	SQ	Camden, N.J. (Pierce College)
60	Ross Lodge	OL	6-5	290	R-So.	SQ	Austin, Texas (Westwood HS)
62	Joseph Brunson	OL	6-3	295	R-So.	RS	Ruston, La. (Louisiana-Lafayette)
63	Chris Aye	OL	6-4	293	R-Fr.	RS	Houston, Texas (Cypress Ridge HS)
67	Tre Carter	OL	6-1	306	Sr.	1L	Buena Vista, Ga. (Georgia Military College)
68	Josh Robinson	OL	6-3	309	R-Jr.	SQ	Lancaster, Texas (Lancaster HS)
70	Clayton Landry	OL	6-4	270	R-So.	SQ	Denham Springs, La. (Live Oak HS)
72	Derek Edinburgh, Jr.	OT	6-8	333	R-So.	TR	New Orleans, La. (Edna Karr HS)
73	Kirby Wixson	OL	6-4	320	Jr.	JC	Pearl, Miss. (Hinds CC)
75	Darrell Brown	OL	6-4	288	R-So.	1L	Abilene, Texas (Cooper HS)
76	Zeke Alsander	OL	6-6	300	R-Jr.	SQ	Baton Rouge, La. (Southern Lab HS)
77	Jens Danielsen	OL	6-4	286	Sr.	1L	Wichita, Kan. (Coffeyville CC)
78	Mitchell Bell	OL	6-3	348	R-Sr.	1L	Houston, Texas (Navarro JC)
79	Cam Manning	OL	6-2	268	R-Fr.	RS	Southlake, Texas (Carroll HS)
83	Kevin Gary	WR	6-1	178	R-Jr.	RS	Snellville, Ga. (Georgia Military College)
84	Andre Taylor	DL	6-4	257	R-Sr.	3L	Round Rock, Texas (Round Rock HS)
85	Trent Taylor	WR	5-8	181	So.	1L	Shreveport, La. (Evangel Christian Academy)
86	Carlos Henderson	WR	5-11	188	R-Fr.	RS	New Orleans, La. (McDonogh 35 HS)
87	Grant Childress	WR	6-0	184	R-So.	SQ	Tyler, Texas (Grace Community HS)
88	Eddie Johnson	WR	6-3	236	Sr.	1L	Midlothian, Texas (Navarro JC)
89	Terome Grant	WR	5-10	169	R-Sr.	SQ	Brunswick, Ga. (Georgia Military College)
90	DeAngelo Brooks	DT	6-0	303	Sr.	1L	Shreveport, La. (Kilgore JC)
91	Aaron Brown	DL	6-1	252	R-So.	SQ	Carrollton, Texas (Creekview HS)
92	Carter Street	DL	6-1	258	R-Sr.	SQ	Pilot Point, Texas (Pilot Point HS)
93	Stephen Gibson	DL	6-4	238	R-So.	SQ	Marrero, La. (Archbishop Shaw HS)
95	Hakim Gray	DE	6-3	269	R-Fr.	RS	Keatchi, La. (North Desoto HS)
97	Jeremy Long	DL	6-0	317	R-Jr.	RS	Haughton, La. (Haughton HS)
98	Vontarrius Dora	DL	6-4	243	R-Jr.	2L	West Point, Miss. (West Point HS)
99	Malcolm Pichon	DL	6-3	343	R-Jr.	2L	Slidell, La. (Salmen HS)
	Deldrick Canty	DE	6-2	250	Fr.	HS	Baton Rouge, La. (Scotlandville HS)
	Shane Carpenter	OL	6-6	290	Fr.	HS	Walker, La. (Walker HS)
	Scedrick Cooper	S	6-0	192	Fr.	HS	Marrero, La. (Archbishop Shaw HS)
	Jarred Craft	RB	6-0	215	Fr.	HS	Haughton, La. (Haughton HS)
	Russell Farris	ATH	5-11	215	Fr.	HS	Ventress, La. (Livonia HS)
	Jaylon Ferguson	DE	6-5	225	Fr.	HS	St. Francisville, La. (West Feliciana HS)
	Marcus Gaines	ATH	5-6	150	Fr.	HS	Covington, La. (St. Paul's HS)
	Solomon Hunter	LB	6-2	210	Fr.	HS	San Antonio, Texas (Roosevelt HS)
	Brodrick Jefferson	WR	5-8	161	Fr.	HS	Bossier City, La. (Parkway HS)
	Cedric Johnson	DT	6-2	302	Fr.	HS	Rowlett, Texas (Rowlett HS)
	Deonte McCrady	OL	6-3	295	Fr.	HS	Arlington, Texas (Lamar HS)
	Kameron McKnight	WR	6-2	217	Fr.	HS	Ethel, La. (East Feliciana HS)
	Quanta Moore	LB	6-1	225	Fr.	HS	New Orleans, La. (Edna Karr HS)
	Michael Rodriguez	OL	6-6	250	Fr.	HS	La Porte, Texas (La Porte HS)
	Marlon Watts	WR	6-2	175	Fr.	HS	New Orleans, La. (St. Augustine HS)
	Price Wilson	QB	6-1	200	Fr.	HS	Marietta, Ga. (Walton HS)
	Alex Woodall	QB	6-3	225	Fr.	HS	Summit, Miss. (McComb HS)

Updated March 21, 2014

COACHING STAFF

Skip Holtz - Head Coach
 Blake Baker - Safeties
 Ronnie Bradford - Cornerbacks/Special Teams Coordinator
 Manny Diaz - Defensive Coordinator/Linebackers
 Oscar Giles - Defensive Line
 Thomas Graham - Director of Football Recruiting and Alumni Relations
 Kurt Hester - Head Strength & Conditioning Coach
 Ed Jackson - Assistant AD/Character Education Coordinator
 Jabbar Juluke - Running Backs

Matt Moore - Asst. Head Coach/Offensive Line
 Tony Petersen - Offensive Coordinator/QBs
 Tim Rattay - Outside Receivers
 Joe Sloan - Inside Receivers
 Price Ferguson - Graduate Assistant (Offense)
 Peter Hopkins - Graduate Assistant (Offense)
 Ben Barton - Graduate Assistant (Defense)
 Anthony Lewis - Graduate Assistant (Defense)

ALPHABETICAL ROSTER

No.	Name	Pos.	Ht.	Wt.	Yr.	Exp.	Hometown (Previous School)
15	Bryson Abraham	CB	5-9	177	R-Jr.	2L	Jennings, La. (Jennings HS)
76	Zeke Alsander	OL	6-6	300	R-Jr.	SQ	Baton Rouge, La. (Southern Lab HS)
63	Chris Aye	OL	6-4	293	R-Fr.	RS	Houston, Texas (Cypress Ridge HS)
21	Adairius Barnes	DB	5-11	183	Jr.	2L	Port Gibson, Miss. (Port Gibson HS)
35	Jonathan Barnes	K	5-9	162	R-Fr.	RS	Baton Rouge, La. (Woodlawn HS)
78	Mitchell Bell	OL	6-3	348	R-Sr.	1L	Houston, Texas (Navarro JC)
23	Kentrell Brice	DB	5-11	187	Jr.	2L	Ruston, La. (Ruston HS)
90	DeAngelo Brooks	DT	6-0	303	Sr.	1L	Shreveport, La. (Kilgore JC)
91	Aaron Brown	DL	6-1	252	R-So.	SQ	Carrollton, Texas (Creekview HS)
20	Colby Brown	DB	5-9	169	R-Sr.	1L	College Park, Ga. (Highland CC)
75	Darrell Brown	OL	6-4	288	R-So.	1L	Abilene, Texas (Cooper HS)
62	Joseph Brunson	OL	6-3	295	R-So.	RS	Ruston, La. (Louisiana-Lafayette)
45	Vernon Butler	DL	6-3	321	JR.	2L	Summit, Miss. (North Pike HS)
	Deldrick Canty	DE	6-2	250	Fr.	HS	Baton Rouge, La. (Scotlandville HS)
	Shane Carpenter	OL	6-6	290	Fr.	HS	Walker, La. (Walker HS)
67	Tre Carter	OL	6-1	306	Sr.	1L	Buena Vista, Ga. (Georgia Military College)
87	Grant Childress	WR	6-0	184	R-So.	SQ	Tyler, Texas (Grace Community HS)
	Cedrick Cooper	S	6-0	192	Fr.	HS	Marrero, La. (Archbishop Shaw HS)
77	Jens Danielsen	OL	6-4	286	Sr.	1L	Wichita, Kan. (Coffeyville CC)
28	Kenneth Dixon	RB	5-10	220	Jr.	2L	Strong, Ark. (Strong HS)
	Jarred Craft	RB	6-0	215	Fr.	HS	Haughton, La. (Haughton HS)
98	Vontarius Dora	DL	6-4	243	R-Jr.	2L	West Point, Miss. (West Point HS)
72	Derek Edinburg, Jr.	OT	6-8	333	R-So.	TR	New Orleans, La. (Edna Karr HS)
50	Tucker Etheridge	DS	5-11	225	Fr.	HS	Marietta, Ga. (Blessed Trinity HS)
	Russell Farris	ATH	5-11	215	Fr.	HS	Ventress, La. (Livonia HS)
	Jaylon Ferguson	DE	6-5	225	Fr.	HS	St. Francisville, La. (West Feliciana HS)
17	Kyle Fischer	K	5-11	201	R-So.	1L	Frisco, Texas (Frisco HS)
6	Beau Fitte	LB	6-0	216	R-Jr.	2L	Port Sulphur, La. (South Plaquemines HS)
	Marcus Gaines	ATH	5-6	150	Fr.	HS	Covington, La. (St. Paul's HS)
83	Kevin Gary	WR	6-1	178	R-Jr.	RS	Snellville, Ga. (Georgia Military College)
93	Stephen Gibson	DL	6-4	238	R-So.	SQ	Marrero, La. (Archbishop Shaw HS)
44	Austin Ginn	S	6-0	184	R-So.	SQ	Farmerville, La. (Cedar Creek HS)
89	Terome Grant	WR	5-10	169	R-Sr.	SQ	Brunswick, Ga. (Georgia Military College)
95	Hakim Gray	DE	6-3	269	R-Fr.	RS	Keachi, La. (North Desoto HS)
57	Richard Greenwalt	OL	6-4	298	R-Sr.	1L	Wildomar, Calif. (Riverside CC)
4	Sterling Griffin	WR	6-0	194	R-Sr.	1L	Opa Locka, Fla. (USF)
11	Lloyd Grogan	DB	6-0	207	R-So.	1L	Morgan City, La. (Central Catholic HS)
86	Carlos Henderson	WR	5-11	188	R-Fr.	RS	New Orleans, La. (McDonogh 35 HS)
14	Ryan Higgins	QB	6-1	206	R-So.	1L	Hutto, Texas (Hutto HS)
	Solomon Hunter	LB	6-2	210	Fr.	HS	San Antonio, Texas (Roosevelt HS)
38	Michael Jacob	DB	5-11	166	R-Fr.	RS	Allen, Texas (Allen HS)
	Brodrick Jefferson	WR	5-8	161	Fr.	HS	Bossier City, La. (Parkway HS)
	Cedric Johnson	DT	6-2	302	Fr.	HS	Rowlett, Texas (Rowlett HS)
88	Eddie Johnson	WR	6-3	236	Sr.	1L	Midlothian, Texas (Navarro JC)
42	Tony Johnson	LB	6-2	255	Sr.	1L	Sulligent, Ala. (Southwest Mississippi JC)
26	Tevin King	RB	5-6	158	R-So.	1L	Moultrie, Ga. (Colquitt County HS)
40	Kevin Kisseberth	DL	6-2	249	R-Sr.	3L	Spring, Texas (Klein HS)
70	Clayton Landry	OL	6-4	270	R-So.	SQ	Denham Springs, La. (Live Oak HS)
36	Hunter Lee	WR	5-9	195	Sr.	3L	Flower Mound, Texas (Flower Mound HS)
13	LeVander Liggins	DB	5-10	193	Sr.	3L	Leesville, La. (Leesville HS)
60	Ross Lodge	OL	6-5	290	R-So.	SQ	Austin, Texas (Westwood HS)
97	Jeremy Long	DL	6-0	317	R-Jr.	RS	Haughton, La. (Haughton HS)
79	Cam Manning	OL	6-2	268	R-Fr.	RS	Southlake, Texas (Carroll HS)
25	Blake Martin	RB	5-10	197	R-Jr.	2L	Lucas, Texas (Lovejoy HS)
	Deonte McCrady	OL	6-3	295	Fr.	HS	Arlington, Texas (Lamar HS)
33	Thomas McDonald	S	6-4	180	Sr.	1L	Houston, Texas (Navarro JC)
58	Devon McKinney	DL	6-0	277	R-Sr.	SQ	Camden, N.J. (Pierce College)
	Kameron McKnight	WR	6-2	217	Fr.	HS	Ethel, La. (East Feliciana HS)
43	Logan McPherson	P/K	5-10	174	So.	1L	Fort Payne, Ala. (Fort Payne HS)
14	Thaddaeus Medford	DB	5-10	196	R-So.	SQ	Newbern, Tenn. (Dyer County HS)
37	Michael Mims	DB	5-11	200	R-Fr.	RS	West Monroe, La. (West Monroe HS)
	Quanta Moore	LB	6-1	225	Fr.	HS	New Orleans, La. (Edna Karr HS)
54	Trent Norman	LB	6-1	217	Jr.	SQ	Jena, La. (Jena HS)
99	Malcolm Pichon	DL	6-3	343	R-Jr.	2L	Slidell, La. (Salmen HS)
31	Terrell Pinson	S	6-2	209	Sr.	1L	Tupelo, Miss. (Itawamba CC)
16	Jabari Prewitt	DB	5-9	185	Sr.	1L	Hutto, Texas (Hutto HS)
68	Josh Robinson	OL	6-3	309	R-Jr.	SQ	Lancaster, Texas (Lancaster HS)
2	Trent Seay	WR	6-2	200	R-Jr.	JC	Leesburg, Ga. (Itawamba CC/Georgia)
13	Chase Schultz	QB	6-1	202	R-Fr.	RS	Heath, Texas (Rockwall-Heath HS)
24	Marlon Seets	RB	5-9	215	R-Jr.	SQ	Haughton, La. (Alcorn State)
34	Mike Schrang	LB	6-1	239	R-Sr.	3L	Kingwood, Texas (Kingwood HS)
27	Boston Scott	RB	5-6	183	R-Fr.	RS	Zachary, La. (Zachary HS)
28	Gerald Shouse	P	6-1	165	Jr.	SQ	Shreveport, La. (Evangel Christian Academy)
9	Conner Smith	WR	6-3	194	R-So.	SQ	Covington, La. (Fontainebleau HS)
18	D.J. St. Julien	WR	5-11	191	R-Sr.	1L	Lafayette, La. (Acadiana HS)
92	Carter Street	DL	6-1	258	R-Sr.	SQ	Pilot Point, Texas (Pilot Point HS)
	Michael Rodriguez	OL	6-6	250	Fr.	HS	La Porte, Texas (La Porte HS)
84	Andre Taylor	DL	6-4	257	R-Sr.	3L	Round Rock, Texas (Round Rock HS)
85	Trent Taylor	WR	5-8	181	So.	1L	Shreveport, La. (Evangel Christian Academy)
24	Nick Thomason	LB	6-0	246	R-Jr.	RS	Muscle Shoals, Ala. (Northeast Miss. JC)
53	Darrell Travis	DS	5-11	237	R-So.	RS	McKinney, Texas (McKinney North HS)
32	Mitch Villemez	LB	6-2	225	Sr.	1L	Hardin, Texas (Blinn JC)
	Marlon Watts	WR	6-2	175	Fr.	HS	New Orleans, La. (St. Augustine HS)
	Price Wilson	QB	6-1	200	Fr.	HS	Marietta, Ga. (Walton HS)
73	Kirby Wixson	OL	6-4	320	Jr.	JC	Pearl, Miss. (Hinds CC)
	Alex Woodall	QB	6-3	225	Fr.	HS	Summit, Miss. (McComb HS)
46	Adam Woods	DS	6-0	210	R-So.	RS	Leesville, La. (Leesville HS)
39	Xavier Woods	DB	5-11	194	So.	1L	West Monroe, La. (West Monroe HS)
16	Scotty Young	QB	6-2	221	R-Sr.	1L	Denton, Texas (Texas Tech)

Updated March 21, 2014

COACHING STAFF

Skip Holtz - Head Coach
 Blake Baker - Safeties
 Ronnie Bradford - Cornerbacks/Special Teams Coordinator
 Manny Diaz - Defensive Coordinator/Linebackers
 Oscar Giles - Defensive Line
 Thomas Graham - Director of Football Recruiting and Alumni Relations
 Kurt Hester - Head Strength & Conditioning Coach
 Ed Jackson - Assistant AD/Character Education Coordinator
 Jabbar Juluke - Running Backs

Matt Moore - Asst. Head Coach/Offensive Line
 Tony Petersen - Offensive Coordinator/QBs
 Tim Rattay - Outside Receivers
 Joe Sloan - Inside Receivers
 Price Ferguson - Graduate Assistant (Offense)
 Peter Hopkins - Graduate Assistant (Offense)
 Ben Barton - Graduate Assistant (Defense)
 Anthony Lewis - Graduate Assistant (Defense)



SKIP HOLTZ

Head Coach

Second Season

Skip Holtz was introduced as Louisiana Tech's 33rd head football coach in a press conference on Friday, Dec. 14, 2012 in the Jarrell Room of the Charles Wylie Athletic Center. The new coach led the Bulldogs into a new conference alongside a new President (Dr. Les Guice) and new athletics director (Tommy McClelland).

Holtz had spent the past three seasons as the head football coach at the University of South Florida. He has also served as the head coach at the University of Connecticut and East Carolina University where he won back-to-back Conference USA titles with the Pirates in 2008 and 2009. He also led his teams to five consecutive post-season bowl games between 2006 and 2010.

In his first season in Ruston, Holtz coached a team that ranked fourth in the nation in most improved defense despite losing 35 players from the previous year's roster.

Holtz was hired following a national search led by Louisiana Tech President-Elect Dr. Les Guice. He takes over for former head coach Sonny Dykes who resigned last week to accept the head coaching job at the University of California. Holtz's hire is pending approval from the University of Louisiana System's Board of Supervisors.

The entire search committee comprised of Dr. James Liberatos, chair of the Athletics Council and faculty athletics representative, and dean of the College of Applied and Natural Sciences; Steve Davison, Athletics Council member and Louisiana Tech alumnus; Bruce Van De Velde, athletics director; Dr. Jim King, vice president for student affairs; Dr. Terry McConathy, vice president for academic affairs; and William Dearnon, student government president, assisted Guice in the identification and vetting of candidates.

"Coach Holtz is a talented coach with a solid record of success and experience," said Guice. "He has great knowledge of the game, tremendous character, exceptional leadership abilities, and a professional approach that will serve him well as head coach at Louisiana Tech.

"I am confident that Coach Holtz can continue the positive trajectory of our football program as we move into Conference USA and our fans can expect to see an exciting brand of football."

Holtz has participated in 15 postseason games in his coaching career, including seven as a head coach and eight as an assistant coach. Of the seven games as head coach, five occurred in the Football Bowl Subdivision (FBS) and two occurred in the Football Championship Subdivision (FCS).

"Coach Holtz possesses all the skills, abilities and background to successfully lead the Louisiana Tech football program," said Van De Velde. "He is dedicated to the total development of student-athletes and his experience and success will allow him to provide great leadership and vision for our football program going forward."

"Our football team and student body each presented our committee with a list of characteristics they would like to see in Tech's next head coach," said Davison. "We agreed and are very confident that Coach Holtz meets and greatly exceeds all of these characteristics."

"Coach Holtz is absolutely the right person for Louisiana Tech," said Liberatos. "It is clear to me that he will continue to move our program to higher levels of success, both academically and athletically."

In his first season at South Florida, Holtz promptly led the Bulls to their fifth consecutive eight-win season, making them one of just 15 teams nationally that had won at least eight games during that timespan and one of only 10 teams in BCS leagues to accomplish the feat. In addition, USF played in its sixth consecutive bowl game, a 31-26 victory over Clemson in the Meineke Car Care Bowl. At the time, USF was one of just

six programs nationally that had reached postseason play in each year as a BCS league member. In addition, with the victory, USF was one of just four programs that had won three consecutive bowl games.

In 2010, USF accomplished numerous firsts under Holtz. The Bulls won at Cincinnati and at Louisville for the first time in program history and beat Rutgers in Tampa for the first time. In addition, USF traveled to Miami and defeated the Hurricanes in an overtime thriller, 23-20, marking the Bulls first win over Miami in program history.

The 2011 season showed major improvement on the field, if not in the record, as USF finished 5-7 thanks to numerous heartbreaking defeats. After starting 4-0, including a huge win at Notre Dame to open the season, the Bulls dropped six of their final seven games by a combined 28 points or 4.7 points per game. Included in those six losses were four 3-point defeats, three of which came on the final play of the game. USF was the only team in the nation that lost three games at the final gun.

Looking past the wins and losses, the Bulls improved in virtually every statistical category, especially on offense. USF improved its national ranking in total offense 75 spots from 2010 to 2011, the largest jump of any school in the country. The biggest improvement came in the passing game, where USF improved by 85 yards per game. Only two teams saw a greater jump in the passing offense national rankings. In addition, the Bulls improved 39 spots in rushing offense. Defensively, the Bulls finished second nationally in TFL and fourth in sacks and in the top 40 in run defense, total defense and scoring defense.

Holtz went to USF after five seasons at East Carolina, where he won back-to-back Conference USA Championships in 2008 and '09 and finished with a 38-27 record. Holtz also spent five years as head coach at Connecticut, where he amassed a 34-23 record.

Holtz led ECU to unprecedented heights, including four-straight winning seasons, a quartet of bowl game appearances and the back-to-back league crowns.

A once-proud program, Holtz quickly revived the Pirates, which had stumbled to record just three wins in a 25-game period in the two-plus seasons prior to his arrival in 2005.

He promptly instilled a sense of pride, commitment, character and discipline into a Pirate team that went on to reward its loyal and passionate fan base with the school's first-ever run of four consecutive bowl invitations and the program's first four-year streak of winning seasons since the 1970s.

The drastic turnaround at ECU, which included a 7-6 finish in 2006, an 8-5 ledger in 2007, a 9-5 mark in 2008 and another nine-win campaign in 2009, coincided with dramatic school-record attendance increases at Dowdy-Ficklen Stadium.

While the initial success in 2005 relied heavily on a wide-open offensive assault, it was a no-nonsense and fundamentally-sound defensive effort that launched the Pirates back into college football's competitive arena a year later.

Holtz followed by using a combination of both in 2007, offering a well-balanced offense and a run-stopping, ball-hawking defense to lead East Carolina to its highest Conference USA win total in school history at that time. The Pirates ended up just one victory shy of earning a berth in the league championship game, despite playing one of the toughest schedules in program history, which was loaded with four Bowl Championship Series members.

In addition to guiding ECU to its first postseason win since 2000 with a 41-38 victory over No. 24 Boise State in the Sheraton Hawai'i Bowl, Holtz fine-tuned the efforts of running back Chris Johnson, who was college football's national statistical champion in all-purpose yards. Johnson also became the program's second first-round draft choice (first since 1992) when the Tennessee Titans selected him with their initial pick in April,

2008. Johnson went on to be named the 2009 NFL Offensive Player of the Year.

In 2008, Holtz earned Conference USA Coach of the Year honors, while leading the Pirates to a spot in the Conference USA Championship game. ECU defeated Tulsa to claim the program's first conference title in 32 years, earning a bid to the AutoZone Liberty Bowl. During that season, Holtz led the Pirates to a No. 14 ranking in the polls and victories over No. 17 Virginia Tech and No. 8 West Virginia.

Holtz continued his success at East Carolina in 2009, leading the Pirates to a second consecutive Conference USA Championship. They became the first team in C-USA Championship game history to post consecutive victories.

Prior to his time in Greenville, Holtz spent six seasons at South Carolina. He wore several hats during his tenure with the Gamecocks, coaching the quarterbacks his first four seasons, before handling the tight ends in 2003 and then returning to guide the signal-callers in '04. He displayed his all-around abilities as a coach in working closely with the Gamecock offense in addition to handling a variety of duties as assistant head coach under his father, the legendary Lou Holtz.

While at South Carolina, Holtz was recognized as an Assistant Coach-of-the-Year in 2001 by the All-American Football Foundation. That year, the Gamecocks ranked second in the Southeastern Conference in rushing offense, and under Holtz's tutelage, senior Phil Petty went on to lead South Carolina to 17 victories in his last 23 starts, including back-to-back Outback Bowl wins over Ohio State in 2001 (24-7) and '02 (31-28).

Holtz came to South Carolina after a successful five-year stint as head coach at fellow BIG EAST school, Connecticut. While at UConn, he led the Huskies to their best season in school history, up to that point, in 1998 and was recognized as one of the top young coaching talents in the country.

Holtz has been credited for developing high-powered and prolific offenses throughout his coaching career. During his last season at Connecticut, he led the Huskies to a then-school-record 10 victories and an appearance in the quarterfinal round of the NCAA Division I-AA playoffs. His team ranked 11th nationally in scoring offense, averaging nearly 36 points per game.

During his five-year tenure as head coach at UConn, Holtz guided the Huskies' program to national top 25 rankings the last four seasons and unprecedented success in the school's 100-year football history, which provided a firm foundation for the school's eventual move to the FBS level in 2002.

The success Holtz earned on the field at Connecticut during his first head coaching tenure was matched by his involvement in the community as a successful speaker, clinician and humanitarian - often donating his time and effort to many charitable and educational organizations. He served as the honorary chairman for Camp Courant in Hartford for four consecutive years, helping fund-raising efforts to send more than 1,000 under-privileged area children to recreational and educational camps during the summer. Holtz was also actively involved with the American Diabetes Association, serving as an honorary chairman and member of the Board of Trustees for two years.

Holtz was honored in 1996 with the National Football Foundation Man-of-the-Year Award and was a member of the Foundation's ethics committee. He was also the recipient of the Franciscan Life Center's St. Francis Award in 1995, an honor given for his dedication and support of Christian values and outstanding athletic achievements.

Prior to taking the head coaching job at UConn, Holtz worked on the offensive staff under his father at Notre Dame. He spent four years at Notre Dame and served as the Fighting Irish's offensive coordinator during the 1992 and '93 seasons.

During those years, Holtz was in charge of one of the country's most potent offensive attacks - a period in which the Irish compiled a 21-2-1 record. The 1992 Notre Dame offense ranked third nationally in total offense, averaging better than 470 yards per game. The 1993 Irish offense, despite the loss of All-America running backs Jerome Bettis and Reggie Brooks, ended the season ranked No. 9 in scoring offense (36.6 points per game). During Holtz's two seasons as offensive coordinator at Notre Dame, the Irish offense averaged nearly 37 points per game.

Holtz has also served on the coaching staffs at Florida State and Colorado State. While serving on Bobby Bowden's FSU staff in 1987 and '88, the Seminoles rolled to a 22-2 record, captured the Sugar and Fiesta Bowl titles and earned a No. 2 and No. 3 national rank, respectively.

In all, he has been involved in eight New Year's Day bowl games during his coaching career. Prior to his stint at South Carolina, the overall record of teams he had been asso-

ciated with as an assistant coach was an impressive 67-15-2.

Born March 12, 1964, in Willimantic, Conn., Louis "Skip" Holtz spent the first two years of his life in Connecticut, while his father served as the top football assistant on the Huskies' staff from 1964-65. He was a prep quarterback at Fayetteville (Ark.) High School, while his father was the head coach at the University of Arkansas.

He attended Holy Cross Junior College in South Bend, Ind., for two years before transferring to Notre Dame in 1984. Holtz earned his bachelor's degree in business management in 1986 and was a football letterwinner for the Irish that same year, appearing in all 11 games as a special teams member and backup flanker.

Skip and his wife, Jennifer, are the parents of three children: Louis Leo (Trey) Holtz III, Chad Fitzgerald Holtz and Hailey Elizabeth Holtz.

COACHING RECORDS

Years	School	Record (Pct.)/Years	Position
1987-88	Florida State	22-2 (.917)/2 Years	Graduate Assistant Coach
1989	Colorado State	5-5-1 (.500)/1 Year	Assistant Coach
1990-93	Notre Dame	40-8-1 (.827)/4 Years	Assistant Coach
1994-98	Connecticut	34-23 (.596)/5 Years	Head Coach
1999-2004	South Carolina	33-37 (.471)/6 Years	Assistant Coach
2005-09	East Carolina	38-27 (.584)/5 Years	Head Coach
2010-12	South Florida	16-21 (.432)/3 Years	Head Coach
2013-Pres.	Louisiana Tech	4-8 (.333)/1Year	Head Coach
Totals	Head Coach	92-79 (.538)/13 Years	
	Assistant Coach	100-52-2 (.656)/13 Years	
	Collegiate Coach	192-131-2 (.594)/26 Years	

TEAM STATISTICS

Category	TECH	OPP
SCORING	230	315
Points Per Game	19.2	26.2
FIRST DOWNS	234	261
Rushing	97	136
Passing	114	116
Penalty	23	9
RUSHING YARDAGE	1922	2337
Yards gained rushing	2299	2614
Yards lost rushing	377	277
Rushing Attempts	410	568
Average Per Rush	4.7	4.1
Average Per Game	160.2	194.8
TDs Rushing	14	25
PASSING YARDAGE	2472	2562
Comp-Att-Int	254-448-15	204-357-18
Average Per Pass	5.5	7.2
Average Per Catch	9.7	12.6
Average Per Game	206.0	213.5
TDs Passing	10	12
TOTAL OFFENSE	4394	4899
Total Plays	858	925
Average Per Play	5.1	5.3
Average Per Game	366.2	408.2
KICK RETURNS: #-Yards	36-766	38-750
PUNT RETURNS: #-Yards	23-103	14-44
INT RETURNS: #-Yards	18-134	15-181
KICK RETURN AVERAGE	21.3	19.7
PUNT RETURN AVERAGE	4.5	3.1
INT RETURN AVERAGE	7.4	12.1
FUMBLES-LOST	20-14	15-8
PENALTIES-Yards	56-479	63-570
Average Per Game	39.9	47.5
PUNTS-Yards	69-2594	60-2383
Average Per Punt	37.6	39.7
Net punt average	37.0	35.7
KICKOFFS-Yards	53-3152	63-3785
Average Per Kick	59.5	60.1
Net kick average	40.1	37.2
TIME OF POSSESSION/Game	25:55	34:05
3RD-DOWN Conversions	66/184	92/203
3rd-Down Pct	36%	45%
4TH-DOWN Conversions	5/16	10/19
4th-Down Pct	31%	53%
SACKS BY-Yards	23-120	30-209
MISC YARDS	14	0
TOUCHDOWNS SCORED	25	39
FIELD GOALS-ATTEMPTS	18-23	14-17
ON-SIDE KICKS	0-1	0-1
RED-ZONE SCORES	(34-43) 79%	(37-45) 82%
RED-ZONE TOUCHDOWNS	(21-43) 49%	(27-45) 60%
PAT-ATTEMPTS	(22-23) 96%	(39-39) 100%
ATTENDANCE	93,332	178,598
Games/Avg Per Game	5/18,666	6/29,766
Neutral Site Games		1/31,278

SCORE BY QUARTERS

	1st	2nd	3rd	4th	OT	Total
Louisiana Tech	59	63	43	65	-	230
Opponents	77	70	76	92	-	315

RESULTS

Date	Opponent	W/L	Score	Attend
Aug. 31	at NC State	L	14-40	52,204
Sept. 7	Lamar	W	27-14	16,372
Sept. 12	Tulane*	L	15-24	22,035
Sept. 21	at Kansas	L	10-13	39,823
Sept. 28	vs. Army^	L	16-35	31,278
Oct. 5	at UTEP*	W	38-35	24,926
Oct. 19	North Texas*	L	13-28	20,317
Oct. 26	at FIU*	W	23-7	13,389
Nov. 9	Southern Miss*	W	36-13	18,571
Nov. 16	at Rice*	L	14-52	19,707
Nov. 23	Tulsa*	L	14-24	16,037
Nov. 30	at UTSA*	L	10-30	26,549

* indicates Conference USA game
^ game played at Cotton Bowl Stadium, Dallas, Texas

RUSHING

Player	GP	Att	Gain	Loss	Net	Avg	TD	Long	Avg/G
DIXON, Kenneth	10	151	981	64	917	6.1	4	72	91.7
KING, Tevin	9	93	582	43	539	5.8	1	64	59.9
MARTIN, Blake	11	54	279	12	267	4.9	2	62	24.3
SEETS, Marlon	7	12	65	0	65	5.4	1	16	9.3
BANKS, D.J.	12	7	48	2	46	6.6	0	20	3.8
GUILLOT, A.	9	4	29	0	29	7.2	2	19	3.2
HARRIS, Paul	3	8	51	23	28	3.5	0	26	9.3
HIGGINS, Ryan	9	62	207	188	19	0.3	3	27	2.1
LEE, Hunter	11	3	9	1	8	2.7	1	8	0.7
MCPHERSON, L.	12	1	5	0	5	5.0	0	5	0.4
YOUNG, Scotty	7	12	43	41	2	0.2	0	17	0.3
TEAM	4	3	0	3	-3	-1.0	0	0	-0.8
Total	12	410	2299	377	1922	4.7	14	72	160.2
Opponents	12	568	2614	277	2337	4.1	25	48	194.8

PASSING

Player	G	Effic	Comp-Att-Int	Pct	Yds	TD	Lng	Avg/G
HIGGINS, Ryan	9	108.14	166-281-13	59.1	1715	6	74	190.6
YOUNG, Scotty	7	95.62	87-165-2	52.7	733	4	40	104.7
BANKS, D.J.	12	301.60	1-1-0	100.0	24	0	24	2.0
HARRIS, Paul	3	0.00	0-1-0	0.0	0	0	0	0.0
Total	12	103.72	254-448-15	56.7	2472	10	74	206.0
Opponents	12	118.43	204-357-18	57.1	2562	12	65	213.5

RECEIVING

Player	G	No.	Yds	Avg	TD	Long	Avg/G
BANKS, D.J.	12	36	262	7.3	0	29	21.8
GRIFFIN, S.	12	33	357	10.8	2	74	29.8
CASEY, Richie	12	29	313	10.8	0	34	26.1
TAYLOR, Trent	12	28	260	9.3	2	36	21.7
GUILLOT, Andrew	9	26	320	12.3	2	39	35.6
GREENWALT, Jon	12	26	227	8.7	1	30	18.9
LEE, Hunter	11	16	191	11.9	1	40	17.4
DIXON, Kenneth	10	14	85	6.1	1	39	8.5
MARTIN, Blake	11	14	74	5.3	0	18	6.7
DECLOUETTE, J.	7	12	130	10.8	0	26	18.6
KING, Tevin	9	8	56	7.0	0	22	6.2
JOHNSON, Eddie	9	4	65	16.2	0	29	7.2
JACKSON, Jacarri	9	4	63	15.8	1	30	7.0
FITTE, Lyle	9	2	16	8.0	0	9	1.8
SMITH, Conner	8	1	9	9.0	0	9	1.1
SEETS, Marlon	7	1	7	7.0	0	7	1.0
CANO, Vince	12	0	37	0.0	0	0	3.1
Total	12	254	2472	9.7	10	74	206.0
Opponents	12	204	2562	12.6	12	65	213.5

PUNT RETURNS

Player	No.	Yds	Avg	TD	Long
BANKS, D.J.	9	3	0.3	0	16
GUILLOT, Andrew	8	47	5.9	0	12
TAYLOR, Trent	6	53	8.8	0	24
Total	23	103	4.5	0	24
Opponents	14	44	3.1	0	12

INTERCEPTIONS

Player	No.	Yds	Avg	TD	Long
BARNES, Adairius	4	70	17.5	1	44
MCDONALD, Thomas	3	20	6.7	0	15
ABRAHAM, Bryson	3	0	0.0	0	0
FITTE, Beau	2	6	3.0	0	5
ENEMKPALI, IK	2	22	11.0	0	15
SCHRANG, Mike	1	0	0.0	0	0
JOHNSON, Tony	1	16	16.0	0	16
COBB, Daniel	1	0	0.0	0	0
LIGGINS, L.	1	0	0.0	0	0
Total	18	134	7.4	1	44
Opponents	15	181	12.1	1	56

TOTAL OFFENSE

Player	G	Plays	Rush	Pass	Total	Avg/G
HIGGINS, Ryan	9	343	19	1715	1734	192.7
DIXON, Kenneth	10	151	917	0	917	91.7
YOUNG, Scotty	7	177	2	733	735	105.0
KING, Tevin	9	93	539	0	539	59.9
MARTIN, Blake	11	54	267	0	267	24.3
BANKS, D.J.	12	8	46	24	70	5.8
SEETS, Marlon	7	12	65	0	65	9.3
GUILLOT, Andrew	9	4	29	0	29	3.2
HARRIS, Paul	3	9	28	0	28	9.3
LEE, Hunter	11	3	8	0	8	0.7
MCPHERSON, Logan	12	1	5	0	5	0.4
TEAM	4	3	-3	0	-3	-0.8
Total	12	858	1922	2472	4394	366.2
Opponents	12	925	2337	2562	4899	408.2

SCORING

Player	TD	FGs	Kick	Rush	Rcv	Pass	DXP	Saf	Pts
FISCHER, Kyle	0	18-23	22-23	0-0	0	0-0	0	0	76
DIXON, Kenneth	5	0-0	0-0	0-0	0	0-0	0	0	30
GUILLOT, Andrew	4	0-0	0-0	0-0	0	0-0	0	0	24
HIGGINS, Ryan	3	0-0	0-0	0-0	0	1-2	0	0	18
GRIFFIN, S.	2	0-0	0-0	0-0	1	0-0	0	0	14
LEE, Hunter	2	0-0	0-0	0-0	0	0-0	0	0	12
MARTIN, Blake	2	0-0	0-0	0-0	0	0-0	0	0	12
TAYLOR, Trent	2	0-0	0-0	0-0	0	0-0	0	0	12
GREENWALT, Jon	1	0-0	0-0	0-0	0	0-0	0	0	6
KING, Tevin	1	0-0	0-0	0-0	0	0-0	0	0	6
SEETS, Marlon	1	0-0	0-0	0-0	0	0-0	0	0	6
BARNES, Adairius	1	0-0	0-0	0-0	0	0-0	0	0	6
JACKSON, Jacarri	1	0-0	0-0	0-0	0	0-0	0	0	6
TEAM	0	0-0	0-0	0-0	0	0-0	0	1	2
Total	25	18-23	22-23	0-0	1	1-2	0	1	230
Opponents	39	14-17	39-39	0-0	0	0-0	0	0	315

KICK RETURNS

Player	No.	Yds	Avg	TD	Long
FITTE, Lyle	20	413	20.6	0	39
LEE, Hunter	5	111	22.2	0	43
KING, Tevin	5	144	28.8	0	41
BANKS, D.J.	3	35	11.7	0	18
GUILLOT, Andrew	2	40	20.0	0	23
GREENWALT, Jon	1	23	23.0	0	23
Total	36	766	21.3	0	43
Opponents	38	750	19.7	0	43

FUMBLE RETURNS

Player	No.	Yds	Avg</
--------	-----	-----	-------

PUNTING

Player	No.	Yds	Avg	Long	TB	FC	I20	Blkd
MCPHERSON,L.	63	2392	38.0	53	0	17	21	0
SHOUSE,Gerald	5	202	40.4	52	0	3	2	1
TEAM	1	0	0.0	0	0	0	0	0
Total	69	2594	37.6	53	0	20	23	1
Opponents	60	2383	39.7	78	7	13	20	0

KICKOFFS

Player	No.	Yds	Avg	TB	OB	Retn	Net	YdLn
FISCHER, Kyle	41	2464	60.1	11	3			
MCPHERSON,L.	12	688	57.3	0	1			
Total	53	3152	59.5	11	4	750	40.1	24
Opponents	63	3785	60.1	27	1	766	37.2	27

FIELD GOALS

Player	FGM-FGA	Pct	01-19	20-29	30-39	40-49	50-99	Lg	Blk
FISCHER,Kyle	18-23	78.3	0-0	5-6	9-11	4-6	0-0	49	0

FIELD GOAL SEQUENCE

Numbers in (parentheses) indicate field goal was made.

Game	Louisiana Tech	Opponents
NC State	-	(38),(22),(45),(24)
Lamar	(44),(49)	-
Tulane	(25),(27),(37),48,30	(51)
Kansas	37,40,(39)	28,(39),(52)
Army	(31)	-
UTEP	(24)	22
North Texas	(40),25,(35)	-
FIU	(26),(35),(33),(30),(35)	-
Southern Miss	(38),(43)	(22),31,(50)
Rice	-	(30)
Tulsa	-	(26)
UTSA	(24)	(21),(21),(37)

DEFENSIVE LEADERS

No.	Defensive Leaders	GP-GS	-----Tackles-----			TFL/Yds	--Sacks--		---Pass Def---		QBH	--Fumbles--		Blkd Kick	Saf
			Solo	Asst	Total		No-Yards	Int-Yds	BrUp	Rcv-Yds		FF			
47	COBB,Daniel	12	35	47	82	12.0-22	1.5-5	1-0	2	1	2-9	1	1	.	
33	MCDONALD,Thomas	12	44	26	70	0.5-1	.	3-20	5	1	.	1	.	.	
32	VILLEMEZ,Mitch	12	36	33	69	3.0-16	2.0-14	.	2	1	.	3	.	.	
39	WOODS,Xavier	12	32	29	61	3.0-5	.	.	2	
23	BRICE,Kentrell	12	35	19	54	1.5-2	2-9	.	.	.	
21	BARNES,Adairius	12	31	18	49	1.0-5	1.0-5	4-70	7	.	2-0	1	.	.	
70	ELLIS,Justin	12	15	33	48	5.5-13	1.5-7	.	1	2	
41	ENEMKPALI,IK	12	21	26	47	11.0-43	5.5-31	2-22	1	7	
13	LIGGINS, L.	10	29	16	45	1.0-3	.	1-0	10	.	.	1	.	.	
6	FITTE, Beau	12	21	24	45	3.5-11	1.0-6	2-6	
45	BUTLER,Vernon	11	16	27	43	4.5-9	1.0-3	
94	LUCAS,Shakeil	12	10	31	41	3.0-5	.	.	3	.	1-0	.	.	.	
1A	GROGAN, Lloyd	12	18	21	39	2.0-11	1.0-8	.	.	1	
22	JAMES,Kendrick	12	16	16	32	.	.	.	2	
98	DORA,Vontarrius	10	13	18	31	6.5-23	2.5-14	.	1	4	
31	PINSON,Terrell	10	18	10	28	2.0-5	1.0-5	.	6	1	
99	PICHON,Malcolm	11	9	18	27	2.0-10	2.0-10	.	1	
42	JOHNSON,Tony	12	10	13	23	.	.	1-16	
27	ROSS,Josh	11	15	8	23	2.5-4	
90	BROOKS,DeAngelo	8	14	8	22	4.0-7	1.0-2	1	.	.	
15	ABRAHAM, Bryson	12	17	5	22	.	.	3-0	2	
40	KISSEBERTH,K.	12	6	13	19	1.5-5	1.0-4	.	1	2	1-0	.	.	.	
48	WIGGINS,Andre	6	2	9	11	0.5-1	
29	HAYES,Kendall	12	2	8	10	1	
84	TAYLOR,Andre	10	5	5	10	1.5-2	
34	SCHRANG,Mike	10	5	4	9	.	.	1-0	
35	CLEVELAND,C.J.	7	.	4	4	
67	CARTER,Tre	11	1	3	4	
1F	PREWITT, Jabari	11	2	1	3	
20	BROWN, Colby	10	1	1	2	
66	SHEPPERD,M.	12	.	2	2	
36	LEE,Hunter	11	1	1	2	
30	WALLACE,Ahmad	6	1	1	2	
25	MARTIN,Blake	11	2	.	2	
58	MCKINNEY,Devon	2	2	.	2	
51	CUTHBERT,Josh	10	1	1	2	
52	HOOK,Ty	7	.	1	1	
18	NICHOLS, Connor	7	1	.	1	
43	MCPHERSON,Logan	12	1	.	1	
11	SMITH, Conner	8	.	1	1	
78	BELL,Mitchell	11	.	1	1	
53	TRAVIS,Darrell	2	1	.	1	
80	GREENWALT,Jon	12	1	.	1	
5	BANKS, D.J.	12	1	.	1	
4	GRIFFIN,S.	12	1	.	1	
TM	TEAM	4	1	.	1	1	
Total		12	493	502	995	72-203	23-120	18-134	44	23	8-18	8	1	1	
Opponents		12	465	408	873	96.0-380	30-209	15-181	58	19	14-68	14	1	.	

ALL-PURPOSE

Player	G	Rush	Rec	PR	KOR	IR	Tot	Avg/G
DIXON,Kenneth	10	917	85	0	0	0	1002	100.2
KING,Tevin	9	539	56	0	144	0	739	82.1
GUILLOT, Andrew	9	29	320	47	40	0	436	48.4
FITTE, Lyle	9	0	16	0	413	0	429	47.7
GRIFFIN,S.	12	0	357	0	0	0	357	29.8
BANKS, D.J.	12	46	262	3	35	0	346	28.8
MARTIN,Blake	11	267	74	0	0	0	341	31.0
TAYLOR,Trent	12	0	260	53	0	0	313	26.1
CASEY, Richie	12	0	313	0	0	0	313	26.1
LEE,Hunter	11	8	191	0	111	0	310	28.2
GREENWALT,Jon	12	0	227	0	23	0	250	20.8
DECLOUETTE, J.	7	0	130	0	0	0	130	18.6
SEETS,Marlon	7	65	7	0	0	0	72	10.3
BARNES,Adairius	12	0	0	0	0	70	70	5.8
JOHNSON,Eddie	9	0	65	0	0	0	65	7.2
JACKSON,Jacarri	9	0	63	0	0	0	63	7.0
CANO,Vince	12	0	37	0	0	0	37	3.1
HARRIS, Paul	3	28	0	0	0	0	28	9.3
ENEMKPALI,IK	12	0	0	0	0	22	22	1.8
MCDONALD,Thomas	12	0	0	0	0	20	20	1.7
HIGGINS,Ryan	9	19	0	0	0	0	19	2.1
JOHNSON,Tony	12	0	0	0	0	16	16	1.3
SMITH, Conner	8	0	9	0	0	0	9	1.1
FITTE, Beau	12	0	0	0	0	6	6	0.5
MCPHERSON,Logan	12	5	0	0	0	0	5	0.4
YOUNG, Scotty	7	2	0	0	0	0	2	0.3
TEAM	4	-3	0	0	0	0	-3	-0.8
Total	12	1922	2472	103	766	134	5397	449.8
Opponents	12	2337	2562	44	750	181	5874	489.5