



2016-17 Men's Basketball Notes

Jordan Korphage, Assistant SID
 One UTSA Circle • San Antonio, TX 78249
 Email: jordan.korphage@utsa.edu
 Cell: 210.501.4006

Game 16 | at Louisiana Tech | Jan. 7 | 6 p.m. | Thomas Assembly Center

2016-17 Schedule

Date	Opponent	Time/Result
November (2-4)		
Nov. 11	at Fresno State (MWN)	L, 66-69
Nov. 13	at Oregon State (P12)	L, 64-72
Nov. 16	at Illinois-Chicago (CSC/ESPN3)	L, 78-86
Nov. 19	Prairie View A&M	W, 69-59
Nov. 22	at Lamar (ESPN3)	L, 58-78
Nov. 25	Texas State	W, 63-48
December (3-4)		
Dec. 1	at Cal Poly	L, 47-59
Dec. 3	at Utah Valley	L, 71-75
Dec. 7	at Texas Tech (FSSW)	L, 50-87
Dec. 10	Southeastern Okla. State	W, 88-69
Dec. 18	at Texas A&M-Corpus Christi	L, 69-73
Dec. 21	Utah Valley	W, 66-60
Dec. 29	East Central	W, 79-75
January (1-1)		
Jan. 1	UTEP* (SS)	W, 67-55
Jan. 5	at Southern Miss*	L, 59-77
Jan. 7	at Louisiana Tech*	6 p.m.
Jan. 12	Florida Atlantic*	7 p.m.
Jan. 14	FIU* (SS)	3 p.m.
Jan. 21	at UTEP*	8 p.m.
Jan. 26	at Marshall*	6 p.m.
Jan. 28	at WKU* (FCS)	3 p.m.
February (0-0)		
Feb. 2	Middle Tennessee*	7 p.m.
Feb. 4	UAB*	3 p.m.
Feb. 9	Southern Miss*	7 p.m.
Feb. 11	Louisiana Tech*	3 p.m.
Feb. 16	at Rice*	7 p.m.
Feb. 18	at North Texas* (ESPN3)	2 p.m.
Feb. 23	at FIU*	6 p.m.
Feb. 25	at Florida Atlantic*	6 p.m.
March (0-0)		
March 2	Charlotte	7 p.m.
March 4	Old Dominion	3 p.m.
March 8-11	at C-USA Tournament#	TBA

All times Central and subject to change
 (MWN) Mountain West Network • (P12) Pac-12 Network
 (CSC) Comcast SportsNet Chicago • (FSSW) FOX Sports Southwest Plus
 (SS) Spectrum Sports • (FCS) FOX College Sports
 * Conference USA game
 # to be played in Birmingham, Ala.



We are UTSA



When referencing the University of Texas at San Antonio Athletics, please use the acronym **UTSA** and the nickname **Roadrunners**. Please refrain from using UT-San Antonio, Texas-San Antonio, UT-SA, Runners, Road Runners or any other variation.



UTSA
Roadrunners
 Location: San Antonio, Texas
 2016-17 Record: 6-9
 C-USA Record: 1-1

Head Coach: Steve Henson
 Career Record: 6-9 (1st season)
 Record at UTSA: same

Date: Sat., Jan. 7, 2017

Time: 6 p.m.

Location: Ruston, La.

Arena: Thomas Assembly Center (8,000)

Radio: Ticket 760 AM

Audio: goutsa.com, iHeartRadio mobile app

Series vs. Louisiana Tech

Overall: 2-10

In Ruston: 0-5

Last Meeting: LA Tech, 87-74 (02/18/16)

Current Streak: L5



Louisiana Tech

Bulldogs

Location: Ruston, La.

2016-17 Record: 10-5

C-USA Record: 2-0

Head Coach: Eric Konkol

Career Record: 33-15 (2nd season)

Record at LA Tech: same



Fast Break Points

- UTSA will continue Conference USA play at 6 p.m. on Saturday, Jan. 7 when it travels to Ruston, La., for a matchup at Louisiana Tech. The Roadrunners will be in search of their first win at Thomas Assembly Center.
- UTSA is coming off a 77-59 setback at Southern Miss on Thursday night in Hattiesburg, Miss. Giovanni De Nicolao scored a season-high 19 points, while Byron Frohnen neared a double-double with 12 points and eight rebounds.
- Jeff Beverly has led UTSA in scoring seven times and he has reached double figures in 12 games. He ranks 15th in C-USA in both scoring (14.2 ppg) and rebounding (5.9 rpg).
- Byron Frohnen is averaging 11.0 points and 7.2 rebounds over his last five games. The freshman has reached double figure scoring four times in that stretch.
- Since entering the starting lineup on Dec. 10 vs. Southeastern Oklahoma State, Gino Littles is averaging 9.2 ppg and the junior has reached double figures in four of those six games.
- UTSA has been a force on the glass this season and its 40.2 rpg rank second in C-USA and 32nd in the nation. In addition, the Roadrunners' 12.8 offensive rebounds per game rank 45th among Division I programs. Byron Frohnen's 6.7 rpg leads the team and ranks 11th in C-USA.
- The Roadrunners' defense has held four opponents to fewer than 60 points after doing so just once a season ago and UTSA ranks sixth in the league in scoring defense (69.5 points allowed per game) and fifth in field goal percentage defense (.421).
- Saturday's game can be heard live in the San Antonio area on Ticket 760 AM beginning with the pregame show at 5:30 p.m. Andy Everett will have the call. The broadcast also can be heard live online at goUTSA.com or on your mobile device with the free iHeartRadio app.

2016-17 UTSA Roadrunners

No.	Name	Pos.	Ht.	Wt.	Yr.-Exp.	Hometown/Last School	PPG	RPG	APG
<i>Projected Starters</i>									
3	Gino Littles	G	6-0	160	Jr.-2L	Phoenix, Ariz./Desert Mountain HS	5.9	2.5	2.4
5	Giovanni De Nicolao	G	6-3	175	Fr.-HS	Padua, Italy/I.I.S.I. Newton School	7.9	3.2	3.1
13	Byron Frohnen	G	6-5	205	Fr.-HS	Las Vegas, Nev./Bishop Gorman HS	8.7	6.7	1.5
25	Nick Allen	F	6-8	205	So.-1L	Surprise, Ariz./Willow Canyon HS	6.0	4.9	1.0
1	Jeff Beverly	F	6-6	250	Jr.-RS	League City, Texas/McLennan [Texas] JC	14.2	5.9	0.9
<i>Off the Bench</i>									
2	J.R. Harris	G	6-4	170	Sr.-1L	Baton Rouge, La./Indian Hills JC	7.0	2.0	0.5
4	Kyle Massie	G	5-10	160	So.-1L	Helotes, Texas/O'Connor HS	0.0	0.3	0.3
11	Austin Karrer	G	6-3	180	Jr.-2L	New Braunfels, Texas/Canyon HS	1.9	3.9	0.9
14	Bola Alade	G	6-4	195	So.-TR	Plano, Texas/Oklahoma	1.1	0.3	0.1
15	Lucas O'Brien	C	6-10	245	Sr.-3L	Chandler, Ariz./Perry HS	6.3	4.0	0.3
20	George Willborn III	G	6-3	180	Fr.-HS	Chicago, Ill./De La Salle Institute	4.2	2.1	0.6
24	Mitar Stanojevic	F	6-7	210	Fr.-HS	Belgrade, Serbia/CYM [Texas] Academy	1.0	1.4	0.1
32	James Ringholt	C	6-10	230	Jr.-2L	Brisbane, Australia/Brisbane Boys' College	0.6	0.6	0.1
34	Nick Billingsley	G	6-4	185	Sr.-1L	Omaha, Neb./New Mexico JC	11.1	3.0	0.3

#RunWithUs

UTSA Men's Basketball Game Notes

Quick Facts

Location _____ San Antonio, Texas
 Enrollment _____ 28,628
 Founded _____ 1969
 Nickname _____ Roadrunners
 Colors _____ Navy blue, orange and white
 Home Court _____ Convocation Center
 Capacity _____ 2,650
 Conference _____ Conference USA
 Affiliation _____ NCAA Division I
 Athletic Director _____ Lynn Hickey
 Alma Mater _____ Ouachita Baptist/1973
 President _____ Dr. Ricardo Romo
 Alma Mater _____ Texas/1967
 Athletic Dept. Phone _____ 210-458-4161
 Ticket Office Phone _____ 210-458-UTSA
 Internet Address _____ goUTSA.com
 UTSA Athletics Twitter _____ @UTSAAthletics
 MBB Twitter _____ @UTSAMBB
 MBB Facebook _____ facebook.com/utsambb
 MBB Instagram _____ UTSAMBB

Coaches

Head Coach _____ Steve Henson
 Alma Mater _____ Kansas State/1990
 Career Record _____ 6-9/1st season
 School Record _____ same
 Associate Head Coach _____ Mike Peck
 Alma Mater _____ Northwood/1993
 Assistant Coach _____ Scott Thompson
 Alma Mater _____ Ole Miss/2002
 Assistant Coach _____ Adam Hood
 Alma Mater _____ Air Force/2008
 Team Operations Coordinator _____ Jeff Luster

Team

2015-16 Record _____ 5-27
 2015-16 Record _____ 3-15/14th
 Starters returning/lost _____ 3/2
 Letterwinners R/L _____ 8/7
 Newcomers _____ 6

Athletics Communications

MBB Contact _____ Jordan Korpage
 Cell Phone _____ (210) 501-4006
 E-mail _____ jordan.korpage@utsa.edu
 Assistant AD/Athletics Communications _____ Kyle Stephens
 Stephens' Office Phone _____ (210) 458-4551
 SID FAX _____ (210) 458-4569
 Address _____ UTSA Athletics Department
 _____ One UTSA Circle
 _____ San Antonio, Texas 78249-0691

Media Policy

All interviews with student-athletes and coaches must be arranged at least 24 hours in advance by contacting the UTSA Athletics Communications Office. Telephone interviews are available on a "call-back" basis only at a time that is convenient for the student-athlete or coach. Telephone numbers will not be given out to members of the media under any conditions. Postgame interviews will be conducted courtside following a 10-minute "cooling off" period. The UTSA locker room is closed to the media. All practices are open to the media and public. **We request media members contact Assistant Athletics Communications Director Jordan Korpage at least 24 hours in advance for practice times/dates and interview requests.** In most cases, student-athletes and coaches will be made available after practice.

Scouting Louisiana Tech: Louisiana Tech will look to extend its winning streak to four games when it hosts UTSA on Saturday. The Bulldogs improved to 2-0 in Conference USA play when it defeated UTEP 64-44 on Thursday night in Ruston. Erik McCree leads the offense, which ranks fourth in C-USA at 77.9 ppg, with a team highs of 17.4 ppg and 9.5 rpg. In all, five players average at least 9.5 ppg, including Jacobi Boykins (14.9 ppg), Jalen Harris (11.5 ppg), Omar Sherman (9.7 ppg) and Derric Jean (9.5 ppg). The Bulldogs are shooting 47.4 percent on the season and 34.3 percent from behind the arc. Meanwhile, LA Tech has held its opponents to 39.6 percent shooting from the field, 29.9 percent from behind the arc and just 62.9 ppg.

Series History: Saturday's contest will mark the 13th all-time meeting between UTSA and Louisiana Tech, with the Bulldogs holding a 10-2 lead in the series. UTSA will be in search of its first victory at Thomas Assembly Center, where it is winless in five games. Overall, LA Tech has won the last five meetings since the Roadrunners knocked off the top-seeded Bulldogs, 73-67, in the 2014 Western Athletic Conference Tournament.

Last Meeting: Ryan Bowie recorded his 14th game of at least 20 points, but Alex Hamilton scored a game-high 25 points to lead visiting Louisiana Tech to an 87-74 win over UTSA on Feb. 18, 2016, at the Convocation Center. Bowie finished with 20 points to go along with five rebounds, while Lucas O'Brien added a then-career-high 18 points to lead the Roadrunners. O'Brien scored nine of UTSA's first 11 points and the Roadrunners held a 20-18 advantage in the first half following a Bowie 3-pointer. But Louisiana Tech held the Roadrunners without a bucket for four minutes and reclaimed the lead for good. The Bulldogs stretched the lead midway through the second half and led by as much as 24 points en route to the 13-point victory.

Last Time Out: Giovanni De Nicolao scored a season-high 19 points, but Southern Miss went on a 19-2 second-half run to rally for a 77-59 win over visiting UTSA on Thursday night at Reed Green Coliseum. De Nicolao went 7-of-16 from the floor, including 4-of-7 from behind the arc, to go along with four rebounds and three assists to pace the Roadrunners. Byron Frohnen neared a double-double with 12 points and eight rebounds, while Jeff Beverly added 11 points. UTSA shot 53.1 percent in the opening half, but was limited to just 21.4 percent over the final 20 minutes. The Roadrunners led by as much as 10 points in the first half behind 16 points in the opening period from De Nicolao. UTSA held an eight-point advantage in the second half before Southern Miss' 19-2 run that gave it the lead for good.

Beverly's Buckets: Junior forward Jeff Beverly has led the way as the Roadrunners' top scoring threat this season. The 6-foot-6 product of League City leads the team and ranks 16th in Conference USA in scoring at 14.2 ppg to go along with his 5.9 rpg, which ranks 15th in the circuit. Beverly has led the team in scoring seven times and he has scored at least 10 points in 12 contests. He poured in a season-high 22 points in UTSA's wins over I-35 rival Texas State (Nov. 25) and East Central (Dec. 29). Beverly went 5-of-8 from the floor, including 2-of-2 from behind the arc, and a perfect 10-of-10 from the free-throw line against the Bobcats. The junior came to UTSA as a walk-on tight end for the football team and joined the basketball squad as a walk-on midway through the 2015-16 campaign, which he redshirted.

Lucky 13: Freshman guard Byron Frohnen has been a Swiss Army knife for the Roadrunners, having already been tasked with playing almost every position on the floor at times during his inaugural season. The Las Vegas native, who was the first signee for first-year head coach Steve Henson, has started all 15 games and is averaging 8.7 points and a team-leading 6.7 rebounds (10th in C-USA) per game. Frohnen is tied for tops on the squad with a pair of double-doubles—including a 10-point, 12-rebound performance in the win over Utah Valley (Dec. 21)—and he is the only player to earn Conference USA Freshman of the Week honors more than once this year after he took home the weekly nod on Nov. 21 and Dec. 26.

Statistical Comparison

UTSA		LA Tech
66.3	Scoring	77.9
69.5	Opponent Scoring	62.9
.390	Field Goal Pct.	.474
.291	3-Pt. Field Goal Pct.	.343
.661	Free Throw Pct.	.720
40.2	Rebounds	38.4
11.2	Assists	17.1
14.5	Turnovers	13.3
5.7	Steals	7.0
2.0	Blocks	5.5

Last 5 Meetings

O: 2-10 (H: 1-5, A: 0-5, N: 1-0)

02/01/14	_____ hL _____	72-87
01/10/15	_____ hL _____	72-84
02/28/15	_____ aL _____	66-76
01/28/16	_____ aL _____	75-85
02/18/16	_____ hL _____	74-87

UTSA Men's Basketball Game Notes

Getting Defensive: Last season, UTSA ranked 345th out of 346 Division I teams by allowing opponents to shoot 50.8 percent, while the Roadrunners surrendered 84.3 ppg (342nd). First-year head coach Steve Henson made a point to focus on an improved defensive effort since his hiring in April and that emphasis already is paying dividends. Through 15 games, the Roadrunners rank fifth in Conference USA in field goal percentage defense (.421) and sixth in scoring defense (69.5). Already, UTSA has held four opponents under 60 points (Prairie View A&M, Texas State, Cal Poly, UTEP) after doing so just once in 32 games a season ago. The Roadrunners put forth their finest defensive effort since 2011 when they allowed just 48 points and held I-35 rival Texas State to 30 percent (18-of-60) shooting on Nov. 25. UTSA forced the Bobcats into 16 straight misses from behind the arc to start the contest and they finished 4-of-27 (.148).

Glass Cleaners: It did not take long for UTSA to establish itself as a force on the glass and the team will go into Saturday's matchup ranked second in Conference USA and 32nd in the nation with an average of 40.2 rpg. In addition, the squad ranks 45th in Division I with an average of 12.8 offensive boards per outing. The Roadrunners wasted little time in asserting themselves on the boards as they pulled down 55 rebounds in the season opener at Fresno State (Nov. 11), which was the team's best total since Nov. 22, 2008, when it grabbed a school-record 65 rebounds in a win over East Central. In all, UTSA's 183 offensive rebounds this season have led to 168 second-chance points (12.0 ppg), led by its 25 points off 25 offensive boards against the Bulldogs.

Henson's House: First-year head coach Steve Henson made his made his debut on the UTSA bench with a 91-89 exhibition win over Arkansas Tech on Nov. 7 and earned his first regular-season victory on Nov. 19 against Prairie View A&M. The sixth head coach in program history, Henson comes to the Alamo City with 15 years of coaching experience — in which his teams have posted a winning record 12 times — most recently as an assistant coach under Lon Kruger at Oklahoma. There he helped guide the Sooners to four consecutive 20-win seasons and trips to the NCAA Tournament, culminating last spring in the program's fifth appearance in the Final Four. Mentoring the team's guards, Henson was key to the development of two-time Big 12 Player of the Year and 2016 National Player of the Year Buddy Hield, who closed his career as the No. 2 scorer in Sooners history and was selected No. 6 overall by the New Orleans Pelicans in the 2016 NBA Draft.

Seeing Double: After Nick Allen and Jeff Beverly recorded double-doubles in UTSA's exhibition win over Arkansas Tech (Nov. 7), Allen and Byron Frohnen opened the 2016-17 season with double-dips on Nov. 11 at Fresno State. The duo became the first Roadrunners to register double-doubles in the same regular-season game since Jeromie Hill and Ryan Bowie accomplished the feat on March 5, 2015, against Rice. It was the first career double-double for Allen, who finished with career highs of 17 points and 14 rebounds, while Frohnen became the first UTSA player to register a double-double in his collegiate debut since Hill in 2010 with his 11 points and 11 boards. Allen followed with the second double-double of his career as he finished with 11 points and a game-high 13 rebounds at Lamar (Nov. 22), while Frohnen added a double-dip of 10 points and a career-high 12 rebounds in the Roadrunners' win over Utah Valley (Dec. 21).

Rare Air: UTSA head coach Steve Henson is in exclusive company among his coaching counterparts as he is one of just 10 Division I head coaches that have both played and coached in the NBA (Michael Curry, Florida Atlantic; Mike Dunleavy Sr., Tulane; Avery Johnson, Alabama; Larry Krystkowiak, Utah; Dan Marjerle, Grand Canyon; Terry Porter, Portland; Mark Price, Charlotte; Damon Stoudamire, Pacific; Reggie Theus, Cal State Northridge are the others) and one of 25 who played in the association. After a distinguished career at Kansas State, Henson was selected by the Milwaukee Bucks in the second round (44th overall) of the 1990 NBA Draft and he also played for the Atlanta Hawks, Charlotte Hornets, Portland Trail Blazers and Detroit Pistons. Following his playing days, Henson spent the 2001-02 season as an advance scout for the Hawks and moved to the bench as an assistant coach the following campaign.

The Road Well Traveled: The Roadrunners opened the 2016-17 season by playing eight of their first 11 games away from the friendly confines of the Convocation Center. Last season, UTSA opened with eight of its first nine on the road, while the 2012-13 squad played nine of its first 10 away from the Alamo City. The Roadrunners started the campaign with road matchups against a pair of NCAA Tournament participants from a season ago in Fresno State (Nov. 11) and Oregon State (Nov. 13) before a matchup at Illinois-Chicago (Nov. 16). UTSA's other road games in the stretch came at Lamar (Nov. 22), Cal Poly (Dec. 1), Utah Valley (Dec. 3), Texas Tech (Dec. 7) and Texas A&M-Corpus Christi (Dec. 18). In all, the stretch saw UTSA travel 11,087 miles over a total of 14 days.

Record Breakdown

Overall	6-9
at home	6-0
on the road	0-9
neutral site	0-0
overtime games	0-0
decided by 10 pts. or less	3-5
decided by 5 pts. or less	1-3
following a win	2-4
following a loss	4-4
in November	2-4
in December	3-4
in January	1-1
in February	0-0
in March	0-0
Sunday	1-2
Monday	0-0
Tuesday	0-1
Wednesday	1-2
Thursday	1-2
Friday	1-1
Saturday	2-1
leads at half	5-3
trails at half	1-6
tied at half	0-0
scores less than 60	0-4
scores 60-69	4-3
scores 70-79	1-2
scores 80-89	1-0
scores 90+	0-0
opp. scores less than 60	3-1
opp. scores 60-69	2-1
opp. scores 70-79	1-5
opp. scores 80-89	0-2
opp. scores 90+	0-0
outrounds opponent	6-4
opponent outrounds	0-5
rebounds are equal	0-0
shooting 50%+ FG	1-0
shooting less than 50% FG	5-9
opp. shooting 50%+ FG	1-2
opp. shooting less than 50% FG	5-7
shooting 40%+ FG	3-1
shooting less than 40% FG	3-8
opp. shooting 40%+ FG	3-8
opp. shooting less than 40% FG	3-1
more FTA than opponent	4-1
fewer FTA than opponent	1-8
equal FTA	1-0
more TO than opponent	2-7
fewer TO than opponent	4-2
equal TO	0-0

UTSA Men's Basketball Game Notes

On The Internet

goUTSA.com

The official website of UTSA Athletics is the home for all the men's basketball information you need. Schedules, results, rosters, bios, stats, releases, game notes and the 2016-17 media guide and supplement can be found here.

ConferenceUSA.com

The official website of Conference USA contains updated standings, results, schedules, stats, releases, notes and much more.

LATechSports.com

The official website of UTSA's opponent.

On Social Media

UTSA Athletics

Facebook: [UTSAAthletics](https://www.facebook.com/UTSAAthletics)
 Twitter: [@UTSAAthletics](https://twitter.com/UTSAAthletics)
 Instagram: [UTSAAthletics](https://www.instagram.com/UTSAAthletics)
 Snapchat: [UTSAAthletics](https://www.snapchat.com/add/UTSAAthletics)

UTSA Men's Basketball

Facebook: [UTSAMBB](https://www.facebook.com/UTSAMBB)
 Twitter: [@UTSAMBB](https://twitter.com/UTSAMBB)
 Instagram: [UTSAMBB](https://www.instagram.com/UTSAMBB)

Conference USA

Facebook: [ConferenceUSA](https://www.facebook.com/ConferenceUSA)
 Twitter: [@Conference_USA](https://twitter.com/Conference_USA)
 Twitter: [@CUSAMBB](https://twitter.com/CUSAMBB)

#BirdsUp

#RunWithUs

Roadrunners Sports Network

All exhibition, regular season and postseason UTSA men's basketball games can be heard live in the San Antonio area on either Ticket 760 AM or The Bull 93.3 FM. Andy Everett is back for his ninth season as the play-by-play voice of the Roadrunners. Jim Goodman will provide analysis for home broadcasts. For those outside the listening area, free live audio streams are available online at goUTSA.com and ticket760.com. The broadcast also can be heard on your mobile device with the free iHeartRadio app. The pregame show begins 30 minutes prior to tip. For the latest broadcast schedule, please visit goUTSA.com.



Everett also will host "The Steve Henson Radio Show" from 7-8 p.m. each Monday during the season beginning Jan. 2 live at Lion & Rose British Restaurant & Pub at The Rim. The broadcast can be heard on Ticket 760 AM, online at goutsa.com and ticket760.com or with the iHeartRadio app.

New Faces: All six of UTSA's newcomers — Bola Alade, Jeff Beverly, Giovanni De Nicolao, Byron Frohnen, Mitar Stanojevic and George Willborn III — have played their first minutes in a Roadrunners uniform. After spending the fall 2015 semester as a walk-on tight end for the UTSA football team, Beverly walked-on and redshirted the spring 2016 semester on the hardwood. Alade, a fellow walk-on, followed head coach Steve Henson from Oklahoma to the Alamo City, while Frohnen became Henson's first-ever signee with the Roadrunners. Stanojevic, Willborn III and De Nicolao then joined Frohnen to make up Henson's first signing class. Beverly, De Nicolao, Frohnen and Willborn III already have made starts for the squad, while Alade and Stanojevic made their debuts on Nov. 13 at Oregon State. In all, the team's newcomers have accounted for 54.4 percent of its offense this season.

Welcome Back: UTSA returns eight letterwinners from last year's squad, led by seniors J.R. Harris and Lucas O'Brien. The Roadrunners must replace its top two scorers from 2015-16, including leading scorer Ryan Bowie, who graduated following the season. Harris returns as the team's top threat from behind the arc after he hit 66 treys, including a UTSA single-game record 10 triples against UAB, while he led the team by connecting at an 82.9 percent clip at the free throw line. The backcourt also will see a boost from the return of Gino Littles, who started 15 games at the point in 2015-16 before a season-ending leg injury. Three members of the frontcourt are back with O'Brien, Nick Allen and James Ringholt.

On Board for 2017: Head coach Steve Henson announced on Nov. 8 that Jhivvan Jackson (Bayamón, Puerto Rico/Eules [Texas] Trinity HS) and Adrian Rodriguez (Tulsa, Okla./Union HS) have signed National Letters of Intent during the early signing period. The pair are the fifth and sixth signees for Henson, who inked Giovanni De Nicolao, Byron Frohnen, Mitar Stanojevic and George Willborn III last spring. Jackson is a 6-foot guard who averaged 22.0 points, 5.0 rebounds, 5.0 assists and 2.8 steals per game during his junior campaign and took home District 7-6A Offensive Player of the Year and TABC 6A All-Region I honors. Meanwhile, Rodriguez is a 6-foot-7 forward who averaged 12.8 points and 8.2 rebounds last season and was named Honorable Mention All-State and All-Metro by the *Tulsa World*.

Up Next: UTSA will return to the friendly confines of the Convocation Center and try to extend a seven-game home winning streak when it hosts Florida Atlantic at 7 p.m. on Thursday, Jan. 12. The Roadrunners then will host FIU at 3 p.m. on Saturday, Jan. 14 and the game will be televised on Spectrum Sports.

Starting Lineups

Opponent	1	2	3	4	5
at Fresno State	De Nicolao	Harris	Frohnen	Allen	Beverly
at Oregon State	De Nicolao	Harris	Frohnen	Allen	Beverly
at UIC	De Nicolao	Willborn III	Frohnen	Allen	Beverly
Prairie View A&M	De Nicolao	Willborn III	Frohnen	Allen	Beverly
at Lamar	De Nicolao	Willborn III	Frohnen	Allen	Beverly
Texas State	De Nicolao	Willborn III	Frohnen	Allen	Beverly
at Cal Poly	De Nicolao	Willborn III	Frohnen	Allen	Beverly
at Utah Valley	De Nicolao	Willborn III	Frohnen	Allen	Beverly
at Texas Tech	De Nicolao	Karrer	Frohnen	Allen	Beverly
Southeastern Oklahoma State	De Nicolao	Littles	Frohnen	Allen	Beverly
at Texas A&M-Corpus Christi	De Nicolao	Littles	Frohnen	Allen	Beverly
Utah Valley	De Nicolao	Littles	Frohnen	Allen	Beverly
East Central	De Nicolao	Littles	Frohnen	Allen	Beverly
UTEP	De Nicolao	Littles	Frohnen	Allen	Beverly
at Southern Miss	De Nicolao	Littles	Frohnen	Allen	Beverly



#RunWithUs

UTSA Men's Basketball Game Notes

2016-17 Numerical Roster

No.	Name	Pos.	Ht.	Wt.	Yr.-Exp.	Hometown/Last School
1	Jeff Beverly	F	6-6	250	Jr.-TR	League City, Texas/McLennan JC
2	J.R. Harris	G	6-4	170	Sr.-1L	Baton Rouge, La./Indian Hills JC
3	Gino Littles	G	6-0	160	Jr.-2L	Phoenix, Ariz./Desert Mountain HS
4	Kyle Massie	G	5-10	160	So.-1L	Helotes, Texas/O'Connor HS
5	Giovanni De Nicolao	G	6-3	175	Fr.-HS	Padua, Italy/I.I.S.I. Newton School
11	Austin Karrer	G	6-3	180	Jr.-2L	New Braunfels, Texas/Canyon HS
13	Byron Frohnen	G	6-5	205	Fr.-HS	Las Vegas, Nev./Bishop Gorman HS
14	Bola Alade	G	6-4	195	So.-TR	Plano, Texas/Oklahoma
15	Lucas O'Brien	C	6-10	245	Sr.-3L	Chandler, Ariz./Perry HS
20	George Willborn III	G	6-3	180	Fr.-HS	Chicago, Ill./De La Salle Institute
24	Mitar Stanojevic	F	6-7	210	Fr.-HS	Belgrade, Serbia/CYM [Texas] Academy
25	Nick Allen	F	6-8	205	So.-1L	Surprise, Ariz./Willow Canyon HS
32	James Ringholt	C	6-10	230	Jr.-2L	Brisbane, Australia/Brisbane Boys' College
34	Nick Billingsley	G	6-4	185	Sr.-1L	Omaha, Neb./New Mexico JC

Head Coach: Steve Henson (1st season; Kansas State '90)

Associate Head Coach: Mike Peck (1st season; Northwood '93)

Assistant Coach: Scott Thompson (1st season; Ole Miss '02)

Assistant Coach: Adam Hood (1st season; Air Force '08)

Director Operations: Jeff Luster (2nd season; Tabor College '96)

Graduate Assistant: Cale Brubaker (1st season; MidAmerica Nazarene '16)

Video Coordinator: Jaron Randle (1st season; Kansas State '16)

Pronunciation Guide

De Nicolao _____ day KNEE-co-laow

Padua _____ PAH-doo-ah

Karrer _____ CAR

Alade _____ AH-luh-day (rhymes with holiday)

Mitar Stanojevic _____ MEE-tar stan-o-YEH-vich



Alphabetical Roster

Name	No.
Bola Alade	14
Nick Allen	25
Jeff Beverly	1
Nick Billingsley	34
Giovanni De Nicolao	5
Byron Frohnen	13
J.R. Harris	2
Austin Karrer	11
Gino Littles	3
Kyle Massie	4
Lucas O'Brien	15
James Ringholt	32
Mitar Stanojevic	24
George Willborn III	20

UTSA Men's Basketball Game Notes

Conference USA Standings

	-----Conference-----				-----Overall-----						
	W-L	Pct.	H	A	W-L	Pct.	H	A	N	L10	Streak
MARSHALL _____	3-0	1.000	1-0	2-0	10-6	.625	8-0	2-6	0-0	5-5	W3
WKU _____	3-0	1.000	1-0	2-0	9-7	.563	6-0	3-6	0-1	6-4	W5
MIDDLE TENNESSEE _____	2-0	1.000	1-0	1-0	12-3	.800	5-2	4-1	3-0	8-2	W2
LOUISIANA TECH _____	2-0	1.000	1-0	1-0	10-5	.667	8-1	1-4	1-0	7-3	W3
OLD DOMINION _____	2-1	.667	2-0	0-1	9-6	.600	6-2	2-2	1-2	6-4	L1
UAB _____	1-1	.500	0-0	1-1	8-7	.533	5-2	2-3	1-2	5-5	W1
UTSA _____	1-1	.500	1-0	0-1	6-9	.400	6-0	0-9	0-0	5-5	L1
SOUTHERN MISS _____	1-1	.500	1-1	0-0	4-10	.286	4-3	0-4	0-3	1-9	W1
RICE _____	1-2	.333	0-1	1-1	11-5	.688	7-2	4-3	0-0	6-4	L1
CHARLOTTE _____	1-2	.333	1-1	0-1	7-7	.500	6-2	1-4	0-1	4-6	L2
FLORIDA ATLANTIC _____	0-2	.000	0-2	0-0	4-9	.308	3-4	1-3	0-2	4-6	L3
FIU _____	0-2	.000	0-2	0-0	4-11	.267	4-4	0-5	0-2	3-7	L2
UTEP _____	0-2	.000	0-0	0-2	2-12	.143	1-6	0-4	1-2	0-10	L11
NORTH TEXAS _____	0-3	.000	0-1	0-2	6-9	.400	6-4	0-5	0-0	4-6	L4

C-USA Player of the Week

November

14 _____ Egor Koulechov, Rice
 21 _____ Dominic Artis, UTEP
 28 _____ JaCorey Williams, Middle Tennessee

December

5 _____ Marcus Evans, Rice
 12 _____ Jon Elmore, Marshall
 19 _____ JaCorey Williams, Middle Tennessee
 26 _____ Stevie Browning, Marshall

January

2 _____ Reggie Upshaw Jr., Middle Tennessee
 9 _____
 16 _____
 23 _____
 30 _____

February

6 _____
 13 _____
 20 _____
 27 _____

March

6 _____

C-USA Freshman of the Week

November

14 _____ DaQuan Bracey, Louisiana Tech
 21 _____ Byron Frohnen, UTSA
 28 _____ Jailyn Ingram, Florida Atlantic

December

5 _____ Najee Garvin, Charlotte
 12 _____ Deon Barrett, UTEP
 19 _____ A.J. Lawson, North Texas
 26 _____ Byron Frohnen, UTSA
 _____ Jalen Harris, Louisiana Tech

January

2 _____ Quintin Jackson Jr., Charlotte
 9 _____
 16 _____
 23 _____
 30 _____

February

6 _____
 13 _____
 20 _____
 27 _____

March

6 _____

Upcoming Games

Saturday, Jan. 7

FIU at Florida Atlantic, 1 p.m.
 Middle Tennessee at North Texas, 2 p.m.
 UTEP at Southern Miss, 4 p.m.
 Old Dominion at WKU, 5 p.m.
 Charlotte at Marshall, 6 p.m.
 UTSA at Louisiana Tech, 6 p.m.
 UAB at Rice, 7 p.m.

Thursday, Jan. 12

Louisiana Tech at Charlotte, 6 p.m.
 Southern Miss at Old Dominion, 6 p.m.
 Florida Atlantic at UTSA, 7 p.m.
 Marshall at Middle Tennessee, 7 p.m.
 WKU at UAB, 7 p.m.
 FIU at UTEP, 8 p.m.

*all times Central



UTSA Men's Basketball Game Notes

2016-17 UTSA Men's Basketball UTSA Combined Team Statistics (as of Jan 05, 2017) All games

RECORD:	OVERALL	HOME	AWAY	NEUTRAL
ALL GAMES	6-9	6-0	0-9	0-0
CONFERENCE	1-1	1-0	0-1	0-0
NON-CONFERENCE	5-8	5-0	0-8	0-0

#	Player	gp-gs	min	avg	Total		3-Point		F-Throw		Rebounds				a	to	blk	stl	pts	avg		
					fg-fga	fg%	3fg-fga	3fg%	ft-fita	ft%	off	def	tot	avg							pf	dq
01	BEVERLY, Jeff	15-15	371	24.7	68-177	.384	12-43	.279	65-82	.793	34	55	89	5.9	46	3	14	38	5	5	213	14.2
34	BILLINGSLEY, Nick	12-0	181	15.1	42-108	.389	24-63	.381	25-30	.833	7	29	36	3.0	24	0	4	20	7	5	133	11.1
13	FROHNEN, Byron	15-15	455	30.3	54-103	.524	0-11	.000	22-41	.537	36	64	100	6.7	38	2	22	20	3	12	130	8.7
05	DE NICOLAO, Giovan	15-15	391	26.1	42-129	.326	13-39	.333	21-32	.656	5	43	48	3.2	52	4	46	36	1	24	118	7.9
02	HARRIS, J.R.	2-2	34	17.0	6-20	.300	1-11	.091	1-2	.500	1	3	4	2.0	2	0	1	2	0	2	14	7.0
15	O'BRIEN, Lucas	15-0	220	14.7	33-72	.458	6-25	.240	22-33	.667	31	29	60	4.0	29	1	4	9	4	0	94	6.3
25	ALLEN, Nick	15-15	328	21.9	36-86	.419	5-22	.227	13-17	.765	22	51	73	4.9	43	4	15	27	6	5	90	6.0
03	LITTLES, Gino	15-6	394	26.3	27-71	.380	15-34	.441	19-31	.613	5	33	38	2.5	19	0	36	22	1	16	88	5.9
20	WILLBORN III, George	14-6	202	14.4	22-66	.333	3-14	.214	12-30	.400	7	22	29	2.1	23	0	8	21	1	5	59	4.2
11	KARRER, Austin	15-1	259	17.3	10-28	.357	5-16	.313	4-7	.571	13	45	58	3.9	24	0	14	7	1	9	29	1.9
14	ALADE, Bola	9-0	33	3.7	3-10	.300	1-5	.200	3-6	.500	1	2	3	0.3	4	0	1	1	0	1	10	1.1
24	STANOJEVIC, Mitar	11-0	79	7.2	4-13	.308	1-7	.143	2-3	.667	6	9	15	1.4	7	0	1	8	0	1	11	1.0
32	RINGHOLT, James	8-0	44	5.5	1-4	.250	1-4	.250	2-4	.500	0	5	5	0.6	5	0	1	0	1	0	5	0.6
04	MASSIE, Kyle	3-0	9	3.0	0-5	.000	0-5	.000	0-1	.000	1	0	1	0.3	0	0	1	0	0	0	0	0.0
Team											23	21	44		1		6					
Total.....		15	3000		348-892	.390	87-299	.291	211-319	.661	192	411	603	40.2	317	14	168	217	30	85	994	66.3
Opponents.....		15	3000		352-837	.421	102-316	.323	236-344	.686	128	402	530	35.3	299	8	184	199	62	105	1042	69.5

TEAM STATISTICS	UTSA	OPP	Date	Opponent	Score	Att.
SCORING	994	1042	11/11/16	at Fresno State	L 66-69	6088
Points per game	66.3	69.5	11/13/16	at Oregon State	L 64-72	4070
Scoring margin	-3.2	-	11/16/16	at UIC	L 78-86	3571
FIELD GOALS-ATT	348-892	352-837	11/19/16	PRAIRIE VIEW A&M	w 69-59	1065
Field goal pct	.390	.421	11/22/16	at Lamar	L 58-78	1865
3 POINT FG-ATT	87-299	102-316	11/25/16	TEXAS STATE	w 63-48	1057
3-point FG pct	.291	.323	12/01/16	at Cal Poly	L 47-59	1050
3-pt FG made per game	5.8	6.8	12/03/16	at Utah Valley	L 71-75	1676
FREE THROWS-ATT	211-319	236-344	12/07/16	at Texas Tech	L 50-87	6444
Free throw pct	.661	.686	12/10/16	SOUTHEASTERN OKLAHOMA STAT	w 88-69	815
F-Throws made per game	14.1	15.7	12/18/16	at Texas A&M-Corpus Christi	L 69-73	1079
REBOUNDS	603	530	12/21/16	UTAH VALLEY	w 66-60	753
Rebounds per game	40.2	35.3	12/29/16	EAST CENTRAL	w 79-75	713
Rebounding margin	+4.9	-	* 01/01/17	UTEP	w 67-55	816
ASSISTS	168	184	* 01/05/17	at Southern Miss	L 59-77	2126
Assists per game	11.2	12.3				
TURNOVERS	217	199				
Turnovers per game	14.5	13.3				
Turnover margin	-1.2	-				
Assist/turnover ratio	0.8	0.9				
STEALS	85	105				
Steals per game	5.7	7.0				
BLOCKS	30	62				
Blocks per game	2.0	4.1				
ATTENDANCE	5219	27969				
Home games-Avg/Game	6-870	9-3108				
Neutral site-Avg/Game	-	0-0				

* - Conference game

Score by Periods	1st	2nd	Totals
UTSA	467	527	994
Opponents	469	573	1042

UTSA Men's Basketball Game Notes

2016-17 UTSA Men's Basketball UTSA Combined Team Statistics (as of Jan 05, 2017) Conference games

RECORD:	OVERALL	HOME	AWAY	NEUTRAL
ALL GAMES	1-1	1-0	0-1	0-0
CONFERENCE	1-1	1-0	0-1	0-0
NON-CONFERENCE	0-0	0-0	0-0	0-0

#	Player	gp-gs	min	avg	Total		3-Point		F-Throw		Rebounds				pf	dq	a	to	blk	stl	pts	avg
					fg-fga	fg%	3fg-fga	3fg%	ft-fa	ft%	off	def	tot	avg								
34	BILLINGSLEY, Nick	1-0	23	23.0	3-10	.300	2-5	.400	9-9	1.000	0	4	4	4.0	3	0	1	3	1	0	17	17.0
05	DE NICOLAO, Giovan	2-2	65	32.5	8-23	.348	4-10	.400	5-8	.625	0	6	6	3.0	6	0	6	3	1	5	25	12.5
13	FROHNEN, Byron	2-2	66	33.0	9-17	.529	0-3	.000	3-6	.500	3	11	14	7.0	6	0	2	3	0	0	21	10.5
15	O'BRIEN, Lucas	2-0	39	19.5	9-15	.600	1-6	.167	0-0	.000	5	2	7	3.5	6	0	2	1	1	0	19	9.5
03	LITTLES, Gino	2-2	72	36.0	3-9	.333	2-6	.333	8-9	.889	1	7	8	4.0	4	0	3	5	0	2	16	8.0
01	BEVERLY, Jeff	2-2	40	20.0	4-22	.182	1-6	.167	7-8	.875	6	6	12	6.0	4	0	1	4	0	0	16	8.0
25	ALLEN, Nick	2-2	45	22.5	4-7	.571	0-1	.000	0-0	.000	0	5	5	2.5	2	0	3	1	0	0	8	4.0
14	ALADE, Bola	1-0	4	4.0	1-1	1.000	0-0	.000	0-0	.000	0	1	1	1.0	0	0	0	0	0	0	2	2.0
11	KARRER, Austin	2-0	32	16.0	1-1	1.000	0-0	.000	0-0	.000	1	4	5	2.5	0	0	3	0	0	2	2	1.0
20	WILLBORN III, George	1-0	3	3.0	0-3	.000	0-1	.000	0-0	.000	0	0	0	0.0	1	0	0	0	0	0	0	0.0
24	STANOJEVIC, Mitar	2-0	11	5.5	0-4	.000	0-3	.000	0-0	.000	0	1	1	0.5	2	0	0	1	0	0	0	0.0
Team											2	2	4				1					
Total.....		2	400		42-112	.375	10-41	.244	32-40	.800	18	49	67	33.5	34	0	21	22	3	9	126	63.0
Opponents.....		2	400		49-102	.480	11-31	.355	23-37	.622	12	56	68	34.0	38	0	20	27	8	8	132	66.0

TEAM STATISTICS	UTSA	OPP	Date	Opponent	Score	Att.
SCORING	126	132	* 01/01/17	UTEP	W 67-55	816
Points per game	63.0	66.0	* 01/05/17	at Southern Miss	L 59-77	2126
Scoring margin	-3.0	-	* - Conference game			
FIELD GOALS-ATT	42-112	49-102				
Field goal pct	.375	.480				
3 POINT FG-ATT	10-41	11-31				
3-point FG pct	.244	.355				
3-pt FG made per game	5.0	5.5				
FREE THROWS-ATT	32-40	23-37				
Free throw pct	.800	.622				
F-Throws made per game	16.0	11.5				
REBOUNDS	67	68				
Rebounds per game	33.5	34.0				
Rebounding margin	-0.5	-				
ASSISTS	21	20				
Assists per game	10.5	10.0				
TURNOVERS	22	27				
Turnovers per game	11.0	13.5				
Turnover margin	+2.5	-				
Assist/turnover ratio	1.0	0.7				
STEALS	9	8				
Steals per game	4.5	4.0				
BLOCKS	3	8				
Blocks per game	1.5	4.0				
ATTENDANCE	816	2126				
Home games-Avg/Game	1-816	1-2126				
Neutral site-Avg/Game	-	0-0				

Score by Periods 1st 2nd Totals

UTSA Men's Basketball Game Notes

2016-17 UTSA Men's Basketball UTSA Season Schedule/Results & Leaders (as of Jan 05, 2017) All games

RECORD:	OVERALL	HOME	AWAY	NEUTRAL
ALL GAMES	6-9	6-0	0-9	0-0
CONFERENCE	1-1	1-0	0-1	0-0
NON-CONFERENCE	5-8	5-0	0-8	0-0

Date	Opponent	Score	Att.	High Points	High Rebounds
11/11/16	at Fresno State	66-69 L	6088	(17)ALLEN, Nick	(14)ALLEN, Nick
11/13/16	at Oregon State	64-72 L	4070	(12)BEVERLY, Jeff	(6)O'BRIEN, Lucas
11/16/16	at UIC	78-86 L	3571	(17)BILLINGSLEY, Nick	(7)FROHNEN, Byron (7)BEVERLY, Jeff
11/19/16	PRAIRIE VIEW A&M	w 69-59	1065	(21)BEVERLY, Jeff	(7)BEVERLY, Jeff (7)FROHNEN, Byron
11/22/16	at Lamar	58-78 L	1865	(17)BEVERLY, Jeff	(13)ALLEN, Nick
11/25/16	TEXAS STATE	w 63-48	1057	(22)BEVERLY, Jeff	(10)FROHNEN, Byron
12/01/16	at Cal Poly	47-59 L	1050	(17)BEVERLY, Jeff	(9)FROHNEN, Byron (9)BEVERLY, Jeff
12/03/16	at Utah Valley	71-75 L	1676	(21)BILLINGSLEY, Nick	(8)BEVERLY, Jeff
12/07/16	at Texas Tech	50-87 L	6444	(10)BEVERLY, Jeff	(5)BILLINGSLEY, Nick (5)FROHNEN, Byron
12/10/16	SOUTHEASTERN OKLAHOMA STATE	w 88-69	815	(29)BILLINGSLEY, Nick	(8)BEVERLY, Jeff
12/18/16	at Texas A&M-Corpus Christi	69-73 L	1079	(13)BILLINGSLEY, Nick	(7)BEVERLY, Jeff
12/21/16	UTAH VALLEY	w 66-60	753	(14)DE NICOLAO, Giovanni	(12)FROHNEN, Byron
12/29/16	EAST CENTRAL	w 79-75	713	(22)BEVERLY, Jeff	(9)O'BRIEN, Lucas
01/01/17	*UTEP	w 67-55	816	(17)BILLINGSLEY, Nick	(8)BEVERLY, Jeff
01/05/17	*at Southern Miss	59-77 L	2126	(19)DE NICOLAO, Giovanni	(8)FROHNEN, Byron

* - Conference game

Attendance Summary	Games	Attend	Avg/Game
Home	6	5219	870
Away	9	27969	3108
Neutral	0	0	0
Total	15	33188	2213

UTSA Men's Basketball Game Notes

2016-17 UTSA Men's Basketball UTSA Team Game-by-Game (as of Jan 05, 2017) All games

TEAM STATISTICS

Opponent	Date	Score		Total		3-Pointers		Free throws		Rebounds				pf	a	t/o	blk	stl	pts	avg
				fg-fga	pct	3fg-fga	pct	ft-fa	pct	off	def	tot	avg							
at Fresno State	11/11/16	66-69	L	25-70	.357	5-25	.200	11-23	.478	25	30	55	55.0	24	11	20	0	4	66	66.0
at Oregon State	11/13/16	64-72	L	20-60	.333	6-19	.316	18-27	.667	12	26	38	46.5	30	8	12	2	8	64	65.0
at UIC	11/16/16	78-86	L	24-62	.387	6-16	.375	24-36	.667	18	19	37	43.3	36	11	22	3	7	78	69.3
PRAIRIE VIEW A&M	11/19/16	69-59	W	26-63	.413	2-16	.125	15-25	.600	13	32	45	43.8	19	6	12	4	7	69	69.2
at Lamar	11/22/16	58-78	L	22-58	.379	2-17	.118	12-15	.800	7	30	37	42.4	19	12	11	2	1	58	67.0
TEXAS STATE	11/25/16	63-48	W	19-51	.373	6-13	.462	19-21	.905	13	35	48	43.3	20	7	16	3	6	63	66.3
at Cal Poly	12/01/16	47-59	L	14-51	.275	1-14	.071	18-28	.643	14	29	43	43.3	18	3	17	1	6	47	63.6
at Utah Valley	12/03/16	71-75	L	27-73	.370	10-29	.345	7-12	.583	17	26	43	43.2	18	18	13	4	7	71	64.5
at Texas Tech	12/07/16	50-87	L	19-54	.352	5-21	.238	7-10	.700	7	20	27	41.4	19	8	14	2	2	50	62.9
SOUTHEASTERN OKLAH	12/10/16	88-69	W	33-60	.550	13-24	.542	9-15	.600	9	23	32	40.5	20	22	11	1	12	88	65.4
at Texas A&M-Corpus Chri	12/18/16	69-73	L	26-55	.473	7-22	.318	10-21	.476	14	25	39	40.4	26	11	15	2	2	69	65.7
UTAH VALLEY	12/21/16	66-60	W	23-65	.354	6-23	.261	14-24	.583	13	34	47	40.9	18	12	13	2	7	66	65.8
EAST CENTRAL	12/29/16	79-75	W	28-58	.483	8-19	.421	15-22	.682	12	33	45	41.2	16	18	19	1	7	79	66.8
UTEP	01/01/17	67-55	W	19-52	.365	5-21	.238	24-30	.800	9	25	34	40.7	19	11	9	1	3	67	66.8
at Southern Miss	01/05/17	59-77	L	23-60	.383	5-20	.250	8-10	.800	9	24	33	40.2	15	10	13	2	6	59	66.3
UTSA		994		348-892	.390	87-299	.291	211-319	.661	192	411	603	40.2	317	168	217	30	85	994	66.3
Opponents		1042		352-837	.421	102-316	.323	236-344	.686	128	402	530	35.3	299	184	199	62	105	1042	69.5

Games played: 15
Points/game: 66.3
FG Pct: 39.0
3FG Pct: 29.1
FT Pct: 66.1

Rebounds/game: 40.2
Assists/game: 11.2
Turnovers/game: 14.5
Assist/turnover ratio: 0.8
Steals/game: 5.7
Blocks/game: 2.0

UTSA Men's Basketball Game Notes

2016-17 UTSA Men's Basketball UTSA Opponent Game-by-Game (as of Jan 05, 2017) All games

OPPONENT STATISTICS

Opponent	Date	Score		Total		3-Pointers		Free throws		Rebounds				pf	a	t/o	blk	stl	pts	avg
				fg-fga	pct	3fg-fga	pct	ft-fa	pct	off	def	tot	avg							
at Fresno State	11/11/16	66-69	L	20-49	.408	6-18	.333	23-33	.697	3	27	30	30.0	22	11	11	2	14	69	69.0
at Oregon State	11/13/16	64-72	L	22-52	.423	5-12	.417	23-37	.622	10	33	43	36.5	24	12	15	7	6	72	70.5
at UIC	11/16/16	78-86	L	24-53	.453	4-14	.286	34-47	.723	14	28	42	38.3	27	9	19	8	13	86	75.7
PRAIRIE VIEW A&M	11/19/16	69-59	W	17-54	.315	5-19	.263	20-25	.800	5	26	31	36.5	20	8	15	5	6	59	71.5
at Lamar	11/22/16	58-78	L	27-62	.435	11-29	.379	13-21	.619	11	32	43	37.8	17	17	8	5	8	78	72.8
TEXAS STATE	11/25/16	63-48	W	18-60	.300	4-27	.148	8-19	.421	13	21	34	37.2	21	8	9	2	4	48	68.7
at Cal Poly	12/01/16	47-59	L	20-56	.357	9-27	.333	10-11	.909	8	26	34	36.7	22	11	16	8	9	59	67.3
at Utah Valley	12/03/16	71-75	L	27-56	.482	9-24	.375	12-17	.706	7	31	38	36.9	14	19	17	5	8	75	68.2
at Texas Tech	12/07/16	50-87	L	32-61	.525	9-22	.409	14-14	1.000	8	28	36	36.8	16	22	8	2	7	87	70.3
SOUTHEASTERN OKLAH	12/10/16	88-69	W	23-46	.500	11-21	.524	12-19	.632	5	19	24	35.5	16	13	19	3	5	69	70.2
at Texas A&M-Corpus Chri	12/18/16	69-73	L	26-56	.464	1-10	.100	20-28	.714	10	19	29	34.9	22	3	8	2	7	73	70.5
UTAH VALLEY	12/21/16	66-60	W	19-60	.317	8-30	.267	14-20	.700	10	35	45	35.8	22	14	16	4	4	60	69.6
EAST CENTRAL	12/29/16	79-75	W	28-70	.400	9-32	.281	10-16	.625	12	21	33	35.5	18	17	11	1	6	75	70.0
UTEP	01/01/17	67-55	W	21-47	.447	3-7	.429	10-19	.526	5	27	32	35.3	22	11	16	3	3	55	68.9
at Southern Miss	01/05/17	59-77	L	28-55	.509	8-24	.333	13-18	.722	7	29	36	35.3	16	9	11	5	5	77	69.5
Opponents		1042		352-837	.421	102-316	.323	236-344	.686	128	402	530	35.3	299	184	199	62	105	1042	69.5
UTSA		994		348-892	.390	87-299	.291	211-319	.661	192	411	603	40.2	317	168	217	30	85	994	66.3

Games played: 15
Points/game: 69.5
FG Pct: 42.1
3FG Pct: 32.3
FT Pct: 68.6

Rebounds/game: 35.3
Assists/game: 12.3
Turnovers/game: 13.3
Assist/turnover ratio: 0.9
Steals/game: 7.0
Blocks/game: 4.1

UTSA Men's Basketball Game Notes

The Last Time ...

<p>TEAM Played a ranked team vs. #1 Ohio State (L, 46-75) (3/18/11) Beat a ranked team at #13 Arizona State (W, 87-85) (12/18/94) Lost to a ranked team at home vs. #18 Arkansas (L, 42-71) (11/30/81) Lost to a ranked team on road at #15 Texas (L, 37-58) (11/12/08) Lost to a ranked team at neutral site vs. #1 Ohio State (L, 46-75) (3/18/11) Played an overtime game at Charlotte (2OT) (L, 108-114) (02/25/16) Played a double-overtime game at Charlotte (L, 108-114) (02/25/16) Scored 130+ points UTSA: 136 vs. East Central (W, 136-68) (11/22/08) Opp: N/A Scored 120+ points UTSA: 136 vs. East Central (W, 136-68) (11/22/08) Opp: 121 vs. Centenary (L, 116-121) (1/4/90) Scored 110+ points UTSA: 115 vs. Jarvis Christian (W, 115-49) (1/25/12) Opp: 114 at Charlotte (L, 108-114) (02/25/16) Scored 100+ points UTSA: 108 at Charlotte (L, 108-114) (02/25/16) Opp: 114 at Charlotte (L, 108-114) (02/25/16) Scored 90+ points UTSA: 108 at Charlotte (L, 108-114) (02/25/16) Opp: 114 at Charlotte (L, 108-114) (02/25/16) Scored less than 50 points UTSA: 47 at Cal Poly (L, 47-59) (12/01/16) Opp: 48 vs. Texas State (W, 63-48) (11/25/16) Shot 70+ percent from field UTSA: N/A Opp: 70.0% (42-60) by UAB (01/07/16) Shot 60+ percent from field UTSA: 61.5% (24-39) vs. Texas A&M-Corpus Christi (11/23/13) Opp: 60.4% (32-53) by Louisiana Tech (02/18/16) Shot 50+ percent from field UTSA: 55.0% (33-60) vs. Southeastern Okla. State (12/10/16) Opp: 50.9% (28-55) by Southern Miss (01/05/17) Shot less than 40 percent from field UTSA: 38.3% (23-60) at Southern Miss (01/05/17) Opp: 31.7% (19-60) vs. Utah Valley (12/21/16) Shot less than 30 percent from field UTSA: 27.5% (14-51) at Cal Poly (12/01/16) Opp: 23.8% (15-63) by Jarvis Christian (1/25/12) Shot less than 25 percent from field UTSA: 22.6% (12-53) vs. Seattle (3/2/13) Opp: 23.8% (15-63) by Jarvis Christian (1/25/12) Did not make a 3-pointer UTSA: vs. Texas (1/5/94) Opp: at Nicholls (1/14/09) Won by 20+ points UTSA: (21) 74-53 vs. Southern Miss (02/20/16) Opp: (37) 50-87 at Texas Tech (12/07/16)</p>	<p>Won by 30+ points UTSA: (30) 75-45 at Texas A&M-Corpus Christi (12/21/12) Opp: (37) 50-87 at Texas Tech (12/07/16) Won by 40+ points UTSA: (66) 115-49 vs. Jarvis Christian (1/25/12) Opp: (66) 50-116 at Texas (12/08/15) Won by 50+ points UTSA: (66) 115-49 vs. Jarvis Christian (1/25/12) Opp: (66) 50-116 at Texas (12/08/15) Won by 60+ points UTSA: (66) 115-49 vs. Jarvis Christian (1/25/12) Opp: (66) 50-116 at Texas (12/08/15) Scored 50+ points in a half UTSA: 51 (2nd) 91-109 vs. Marshall (02/06/16) Opp: 51 (2nd) 58-82 vs. Florida Atlantic (03/08/16) Scored 50 points in both halves UTSA: 54 (1st), 61 (2nd), vs. Jarvis Christian (1/25/12) Opp: 52 (1st), 57 (2nd), Marshall (02/06/16) Had 5+ players score in double digits UTSA: Jeff Beverly (22), Nick Billingsley (16), Byron Frohnen (12), Gino Littles (10), Lucas O'Brien (10) vs. East Central (12/29/16) Opp: Keenan Evans (16), Niem Stevenson (16), Matthew Temple (13), Justin Gray (10), Anthony Livingston (10), Texas Tech (12/07/16) Had 2+ 20-point scorers UTSA: Ryan Bowie (23), Lucas O'Brien (21), Christian Wilson (20) at Charlotte (02/25/16) Opp: Quinton Campbell (20), Khari Price (20) at Southern Miss (01/05/17) Had 3+ 20-point scorers UTSA: Ryan Bowie (23), Lucas O'Brien (21), Christian Wilson (20) at Charlotte (02/25/16) Opp: Curran Scott (22), Jon Davis (21), Joseph Uchebo (21), Charlotte (02/25/16)</p>	<p>Recorded 20+ rebounds UTSA: 20, Clarence McGee, vs Hardin-Simmons (2/27/88) Opp: 22, Wayman Tisdale, Oklahoma (12/28/83) Recorded 15+ rebounds UTSA: 15, Kaj-Björn Sherman at Florida Atlantic (2/7/15) Opp: 16, Joseph Uchebo, Charlotte (02/25/16) Recorded 20+pts/20+reb UTSA: Clarence McGee (20 pts, 20 reb), vs Hardin-Simmons (2/27/88) Opp: Wayman Tisdale (61 pts, 22 reb), Oklahoma, (12/28/83) Recorded 10+ assists UTSA: 10, Christian Wilson, at Old Dominion (02/27/16) Opp: 11, Khari Price, Southern Miss (01/30/16) Made 8+ 3-pointers UTSA: 10, J.R. Harris at UAB (11/07/16) Opp: 8, Devonté Lacy, Washington State (12/6/14) Made 7+ 3-pointers UTSA: 10, J.R. Harris at UAB (11/07/16) Opp: 7, Jon Elmore, Marshall (02/06/16) Made 6+ 3-pointers UTSA: 6, Nick Billingsley vs. Southeastern Okla. State (12/10/16) Opp: 6, Nick Garth, Lamar (11/22/16) Made 15+ free throws UTSA: 16, Michael Hale III at Seattle (1/24/13) Opp: 15, Akeem Richmond, East Carolina (2/8/14) Made 10+ free throws UTSA: 10, Jeff Beverly vs. Texas State (11/25/16) Opp: 10, Dikembe Dixson, Illinois-Chicago (11/16/16) Recorded 10+ blocks UTSA: N/A Opp: 13, Wojciech Myrda, Louisiana-Monroe (1/17/02) Recorded 5+ blocks UTSA: 7, Anthony Fuqua, vs. Nicholls State (1/14/05) Opp: 8, Tai Odiasi, Illinois-Chicago (11/16/16) Recorded 5+ steals UTSA: 5, Christian Wilson at FIU (02/13/16) Opp: 5, Donovan Fields, Cal Poly (12/01/16) Played every minute (regulation) UTSA: J.R. Harris, Ryan Bowie vs. Florida Atlantic (03/08/16) Opp: Jon Davis, Charlotte (02/25/16) Two players played every minute (regulation) UTSA: J.R. Harris, Ryan Bowie vs. Florida Atlantic (03/08/16) Opp: Anthony Miles, Brandon McThay, Lamar (2/28/09) Played every minute (+OT) UTSA: Jordan Sims, at Tulsa (3/2/14) Opp: Jon Davis, Charlotte (02/25/16) Played every minute (+2OT) UTSA: N/A Opp: Jon Davis, Charlotte (02/25/16) Fouled out UTSA: Nick Allen, Jeff Beverly, Byron Frohnen at A&M-Corpus Christi (12/18/16) Opp: Conner Toolson, Utah Valley (12/21/16) Two players fouled out UTSA: Nick Allen, Jeff Beverly, Byron Frohnen at A&M-Corpus Christi (12/18/16) Opp: Donovan Fields, Zach Gordon, Cal Poly (12/01/16)</p>
--	---	---

UTSA Men's Basketball Game Notes



Steve Henson

Head Coach

1st Season • Kansas State '90

The Henson File

Coaching Experience

2016-Present _____ Head Coach, UTSA
 2011-16 _____ Assistant Coach, Oklahoma
 2004-11 _____ Assistant Coach, UNLV
 2003-04 _____ Assistant Coach, South Florida
 2002-03 _____ Assistant Coach, Atlanta Hawks
 2001-02 _____ Advance Scout, Atlanta Hawks
 1999-2000 _____ Assistant Coach, Illinois

Year-By-Year Record

UTSA (2016-Present)

Year _____ Overall _____ Conference _____
 2016-17 _____ 6-9 _____ 1-1

Career Record _____ 6-9 (.400) _____ 1-1 (.500)

Playing Experience

Professional

1999 _____ Scavolini Pesaro (Italy)
 1999 _____ Detroit Pistons
 1998-99 _____ Panionios (Greece)
 1998 _____ Detroit Pistons
 1997-98 _____ Grand Rapids Hoops (CBA)
 1995-97 _____ Virtus Roma (Italy)
 1994-95 _____ Portland Trail Blazers
 1994 _____ Mexico City Aztecas (CBA)
 1994 _____ Fargo-Moorhead Fever (CBA)
 1993-94 _____ Rapid City Thrillers (CBA)
 1993 _____ Charlotte Hornets
 1992-93 _____ Atlanta Hawks
 1992 _____ La Crosse Catbirds (CBA)
 1990-92 _____ Milwaukee Bucks

College

1986-90 _____ Kansas State

High School

1982-86 _____ McPherson [Kan.] High School

Education

1990 _____ B.S. Human Movement, Kansas State

Personal

Birthplace _____ Junction City, Kan.

Wife _____ Cindy

Sons _____ Quinton and Pearson



Steve Henson was named the sixth head men's basketball coach in UTSA history on April 1, 2016.

Henson comes to the Alamo City with 15 years of coaching experience — in which his teams have posted a winning record 12 times — most recently as an assistant coach under Lon Kruger at Oklahoma.

During his five seasons with the Sooners (2011-16), Henson helped guide the squad to four consecutive 20-win seasons and NCAA Tournament berths, culminating last spring with the program's fifth appearance in the Final Four and its first since 2002. Oklahoma also saw an increase in its win total in each of the last five campaigns.

Mentoring the Sooners' guards, Henson was instrumental in the development of two-time Big 12 Conference Player of the Year Buddy Hield, who led all Power 5 conference players in scoring during the 2015-16 season at 25.0 points per game and he owns the Big 12 scoring record with 2,291 career points, which also ranks second in Oklahoma history. Additionally, Hield earned the Oscar Robertson Trophy, the Naismith College Player of the Year Award, the John R. Wooden Award and he was named the Sporting News Player of the Year. Hield also was named the Big 12 Male Sportsperson of the Year, took home the Jerry West Award (nation's top shooting guard) and he was a finalist for the Senior CLASS Award. Hield was then taken with the sixth overall pick by the New Orleans Pelicans in the 2016 NBA Draft to become just the sixth lottery selection in Oklahoma history.

Prior to his time in Norman, Henson spent seven seasons with Kruger at UNLV (2004-11) and he aided the Runnin' Rebels to a 161-71 (.694) record, six postseason appearances (four NCAA Tournaments) and a pair of Mountain West Conference Tournament titles. UNLV averaged 23 wins per year during his time and following a 30-7 mark and run to the 2007 Sweet 16, Rivals.com recognized Henson as one of the top 25 assistant coaches in the nation.

Henson spent a season as an assistant coach at South Florida (2003-04) following a two-year stint in the NBA as a member of the Atlanta Hawks staff. He served as an advance scout for the 2001-02 campaign and made the move to the bench as an assistant coach for the 2002-03 season.

Henson got his start in coaching under Kruger as an assistant at Illinois (1999-2000) when he helped the Illini to a 22-10 record and an NCAA Tournament berth.

A native of McPherson, Kan., Henson was a four-year starting point guard at Kansas State from 1986-90. He

earned All-Big Eight Conference honors as a junior and senior and also was named an honorable mention All-American and team captain during each of his final two seasons. He was the first player in school history to play in four consecutive NCAA Tournaments and as a sophomore in 1987-88, he helped guide the Wildcats to a 25-9 record and a spot in the Elite Eight.

Henson led Kansas State in scoring his final two years by averaging 18.5 points per game as a junior and 17.4 points per game as a senior. He holds three of the top four single-season free throw percentages in school history, including an NCAA-leading .925 mark as a sophomore, while he finished second in the country as a junior (.920).

He still holds all-time program records for assists (582), assists per game (4.58), free-throw percentage (.900), minutes played (4,474), minutes per game (35.2), starts (118), consecutive games played (127) and consecutive starts (118). Henson ranks among the best in school annals in nine other categories, including 3-point field goals (240/2nd), 3-point field goal percentage (.447/2nd), steals (190/2nd), 3-point field goal attempts (537/3rd), free throws (361/4th), assist-to-turnover ratio (1.98/4th), scoring (1,655/6th), games played (127/7th) and field goals (527/7th).

Henson also was a decathlete at Kansas State, placing third as a sophomore and junior at the Big Eight Championships. As a junior at the 1989 league meet, he finished third overall with 6,886 points, winning the javelin and high jump and placing second in the discus, pole vault and 1,500-meter run. Henson was named to the Kansas State All-Century Team that was selected in February 2003 and he was inducted into the Kansas Sports Hall of Fame in October 2009. Additionally, he was inducted into the Kansas State Athletics Hall of Fame in October 2013.

After graduating from Kansas State in 1990 with a degree in human movement, he was picked by the Milwaukee Bucks in the second round of the 1990 NBA Draft with the 44th overall selection. Henson played for the Bucks, Hawks, Charlotte Hornets, Portland Trail Blazers and Detroit Pistons during his seven-year NBA career as well as two seasons in Italy with additional stops in the Continental Basketball Association (CBA) and Greece for a total of nine professional seasons.

Prior to his time in Manhattan, Kan., Henson was a two-time first-team all-state selection at McPherson High School, where he played for his father, Mike, and he was named Mr. Basketball for the state of Kansas in 1986. In addition, Henson was a Junior Olympic National Champion in both the decathlon and high jump and a Kansas high school state champion in both the javelin and high jump.

He and his wife, Cindy, have two sons, Quinton and Pearson.

UTSA Men's Basketball Game Notes



Season Highs

- **Points**
22 (2x), last vs. East Central (12/29/16)
- **Field Goals Made**
8 (2x), last vs. East Central (12/29/16)
- **Field Goals Attempted**
15, at Cal Poly (12/01/16)
- **3-point Field Goals Made**
2 (3x), last vs. Southeastern Okla. State (12/10/16)
- **3-point Field Goals Attempted**
5 (3x), last vs. UTEP (01/01/17)
- **Free Throws Made**
10, vs. Texas State (11/25/16)
- **Free Throws Attempted**
12, at Cal Poly (12/01/16)
- **Rebounds**
9, at Cal Poly (12/01/16)
- **Assists**
4, vs. Southeastern Okla. State (12/10/16)
- **Steals**
2, at Illinois-Chicago (11/16/16)
- **Blocks**
2 (2x), last at Utah Valley (12/03/16)
- **Minutes**
33 (2x), last at Cal Poly (12/01/16)

1 • Jeff Beverly

6-6 • 250 • Jr.-RS • Forward • League City, Texas (Clear Springs HS/McLennan JC)

Player Notes

Has started all 15 games ... leads the team and ranks 16th in Conference USA at 14.2 ppg, while his 5.9 rpg rank second on the team and 15th in the league ... his 2.3 offensive rebounds per game rank fifth in C-USA ... fourth on the team with 12 3-pointers ... has scored in double figures 12 times, led by a season-high 22 points in wins over Texas State (Nov. 25) and East Central (Dec. 29) ... went 5-of-8 from the floor, including 2-of-2 from behind the arc, and hit all 10 of his free throws against the Bobcats ... also totaled 21 points in the win against Prairie View A&M (Nov. 19) ... pulled down a season-high nine rebounds at Cal Poly (Dec. 1), which included a season-best five offensive boards ... led UTSA with 28 points and 13 rebounds in its exhibition win over Arkansas Tech ... was a walk-on tight end on the UTSA football team during the fall 2015 semester and joined the basketball team for the spring 2016 semester ... appeared in 31 contests during the 2014-15 season at McLennan [Texas] CC and averaged 8.6 points and 4.0 rebounds per contest while he shot 54.6 percent from the floor and 79.8 percent at the free-throw line ... spent the 2013-14 season at Texas A&M-Corpus Christi under head coach Willis Wilson and was one of two players to start all 34 contests.

Career Stats

Season	gp-gs	min/avg	Total		3-Point		F-Throws		Rebounds				Scoring							
			fg-fga	pct	fg-fga	pct	ft-fa	pct	off	def	tot	avg	pf	fo	ast	to	blk	stl	pts	avg
2016-17	15-15	371/24.7	68-177	.384	12-43	.279	65-82	.793	34	55	89	5.9	46	3	14	38	5	5	213	14.2
TOTAL	15-15	371/24.7	68-177	.384	12-43	.279	65-82	.793	34	55	89	5.9	46	3	14	38	5	5	213	14.2

Beverly's 2016-17 Game-by-Game

Opponent	Date	gs	min	Total		3-Pointers		Free throws		Rebounds				pf	a	t/o	blk	stl	pts	avg	
				fg-fga	pct	3fg-fga	pct	ft-fa	pct	off	def	tot	avg								
at Fresno State	11/11/16	*	17	5-14	.357	1-4	.250	3-6	.500	5	3	8	8.0	5	0	4	0	0	14	14.0	
at Oregon State	11/13/16	*	25	4-14	.286	1-5	.200	3-3	1.000	1	3	4	6.0	5	2	1	0	0	12	13.0	
at UIC	11/16/16	*	33	4-11	.364	0-2	.000	6-10	.600	2	5	7	6.3	3	2	2	0	2	14	13.3	
PRAIRIE VIEW A&M	11/19/16	*	31	6-13	.462	0-2	.000	9-10	.900	2	5	7	6.5	2	0	5	2	0	21	15.3	
at Lamar	11/22/16	*	27	7-13	.538	0-2	.000	3-3	1.000	0	2	2	5.6	2	0	0	1	0	17	15.6	
TEXAS STATE	11/25/16	*	24	5-8	.625	2-2	1.000	10-10	1.000	2	4	6	5.7	3	0	2	0	0	22	16.7	
at Cal Poly	12/01/16	*	33	4-15	.267	0-1	.000	9-12	.750	5	4	9	6.1	2	0	2	0	1	17	16.7	
at Utah Valley	12/03/16	*	29	3-13	.231	1-5	.200	2-4	.500	3	5	8	6.4	2	2	4	2	1	9	15.8	
at Texas Tech	12/07/16	*	23	3-8	.375	2-3	.667	2-3	.667	1	0	1	5.8	4	1	1	0	0	10	15.1	
SOUTHEASTERN OKLAH	12/10/16	*	28	8-12	.667	2-3	.667	1-1	1.000	1	7	8	6.0	3	4	2	0	1	19	15.5	
at Texas A&M-Corpus Chri	12/18/16	*	23	3-7	.429	1-1	1.000	2-2	1.000	3	4	7	6.1	5	1	3	0	0	9	14.9	
UTAH VALLEY	12/21/16	*	13	4-13	.308	0-4	.000	3-3	1.000	2	3	5	6.0	2	0	2	0	0	11	14.6	
EAST CENTRAL	12/29/16	*	25	8-14	.571	1-3	.333	5-7	.714	1	4	5	5.9	4	1	6	0	0	22	15.2	
UTEP	01/01/17	*	17	2-11	.182	1-5	.200	0-0	.000	3	5	8	6.1	2	0	1	0	0	5	14.4	
at Southern Miss	01/05/17	*	23	2-11	.182	0-1	.000	7-8	.875	3	1	4	5.9	2	1	3	0	0	11	14.2	
Totals			15	371	68-177	.384	12-43	.279	65-82	.793	34	55	89	5.9	46	14	38	5	5	213	14.2

Games played: 15
 Minutes/game: 24.7
 Points/game: 14.2
 FG Pct: 38.4
 3FG Pct: 27.9
 FT Pct: 79.3

Rebounds/game: 5.9
 Assists/game: 0.9
 Turnovers/game: 2.5
 Assist/turnover ratio: 0.4
 Steals/game: 0.3
 Blocks/game: 0.3

UTSA Men's Basketball Game Notes



2 • J.R. Harris

6-4 • 170 • Sr.-1L • Guard • Baton Rouge, La. (Southern Lab HS/Indian Hills JC)

Player Notes

Has missed the last 13 games with a leg injury ... appeared in 31 contests with 19 consecutive starts to close the season and ranked third on the team with 11.9 ppg last season ... also averaged 2.5 rebounds and 1.6 assists per outing ... shot 82.9 percent at the free-throw line to rank eighth in Conference USA, while his 2.13 3-pointers per game ranked ninth in the circuit ... his 66 triples were second-most on the team... scored in double figures 19 times, including four games of at least 20 points, and hit at least five 3-pointers in five contests ... averaged 12.1 points in C-USA play ... set a UTSA single-game record with 10 3-pointers en route to a season-high 36 points at UAB (Jan. 7) ... added 21 points in games against Texas Southern (Nov. 25) and Florida Atlantic (March 8).

Season Highs

- Points 8, at Oregon State (11/13/16)
- Field Goals Made 3 (2x), last at Oregon State (11/13/16)
- Field Goals Attempted 15, at Fresno State (11/11/16)
- 3-point Field Goals Made 1, at Oregon State (11/13/16)
- 3-point Field Goals Attempted 10, at Fresno State (11/11/16)
- Free Throws Made 1, at Oregon State (11/13/16)
- Free Throws Attempted 2, at Oregon State (11/13/16)
- Rebounds 3, at Fresno State (11/11/16)
- Assists 1, at Fresno State (11/11/16)
- Steals 1 (2x), last at Oregon State (11/13/16)
- Blocks —
- Minutes 28, at Fresno State (11/11/16)

Career Highs

- Points 36, at UAB (01/07/16)
- Field Goals Made 11, at UAB (01/07/16)
- Field Goals Attempted 18, at Louisiana Tech (01/28/16)
- 3-point Field Goals Made 10, at UAB (01/07/16)
- 3-point Field Goals Attempted 14, at UAB (01/07/16)
- Free Throws Made 9, at FIU (02/13/16)
- Free Throws Attempted 9, at FIU (02/13/16)
- Rebounds 5 (3x), last at Charlotte (02/25/16)
- Assists 5, at FIU (02/13/16)
- Steals 4, vs. Florida Atlantic (03/08/16)
- Blocks 1 (4x), last at UTEP (03/05/16)
- Minutes 40 (2x), last vs. Florida Atlantic (03/08/16)

Career Stats

Season	gp-gs	min/avg	Total		3-Point		F-Throws		Rebounds				Scoring							
			fg-fga	pct	fg-fga	pct	ft-fa	pct	off	def	tot	avg	pf	fo	ast	to	blk	stl	pts	avg
2015-16	31-19	873/28.2	118-337	.350	66-198	.333	68-82	.829	12	65	77	2.5	79	4	49	58	4	27	370	11.9
2016-17	2-2	34/17.0	6-20	.300	1-11	.091	1-2	.500	1	3	4	2.0	2	0	1	2	0	2	14	7.0
TOTAL	33-21	907/27.5	124-357	.347	67-209	.321	69-84	.821	13	68	81	2.5	81	4	50	60	4	29	384	11.6

Harris' 2016-17 Game-by-Game

Opponent	Date	gs	min	Total		3-Pointers		Free throws		Rebounds				pf	a	t/o	blk	stl	pts	avg	
				fg-fga	pct	3fg-fga	pct	ft-fa	pct	off	def	tot	avg								
at Fresno State	11/11/16	*	28	3-15	.200	0-10	.000	0-0	.000	0	3	3	3.0	2	1	2	0	1	6	6.0	
at Oregon State	11/13/16	*	6	3-5	.600	1-1	1.000	1-2	.500	1	0	1	2.0	0	0	0	0	1	8	7.0	
at UIC	11/16/16	dnp	-	-	-	-	-	-	-	-	-	-	-	-	-	-	-	-	-	-	
PRAIRIE VIEW A&M	11/19/16	dnp	-	-	-	-	-	-	-	-	-	-	-	-	-	-	-	-	-	-	
at Lamar	11/22/16	dnp	-	-	-	-	-	-	-	-	-	-	-	-	-	-	-	-	-	-	
TEXAS STATE	11/25/16	dnp	-	-	-	-	-	-	-	-	-	-	-	-	-	-	-	-	-	-	
at Cal Poly	12/01/16	dnp	-	-	-	-	-	-	-	-	-	-	-	-	-	-	-	-	-	-	
at Utah Valley	12/03/16	dnp	-	-	-	-	-	-	-	-	-	-	-	-	-	-	-	-	-	-	
at Texas Tech	12/07/16	dnp	-	-	-	-	-	-	-	-	-	-	-	-	-	-	-	-	-	-	
SOUTHEASTERN OKLAH	12/10/16	dnp	-	-	-	-	-	-	-	-	-	-	-	-	-	-	-	-	-	-	
at Texas A&M-Corpus Chri	12/18/16	dnp	-	-	-	-	-	-	-	-	-	-	-	-	-	-	-	-	-	-	
UTAH VALLEY	12/21/16	dnp	-	-	-	-	-	-	-	-	-	-	-	-	-	-	-	-	-	-	
EAST CENTRAL	12/29/16	dnp	-	-	-	-	-	-	-	-	-	-	-	-	-	-	-	-	-	-	
UTEP	01/01/17	dnp	-	-	-	-	-	-	-	-	-	-	-	-	-	-	-	-	-	-	
at Southern Miss	01/05/17	dnp	-	-	-	-	-	-	-	-	-	-	-	-	-	-	-	-	-	-	
Totals			2	34	6-20	.300	1-11	.091	1-2	.500	1	3	4	2.0	2	1	2	0	2	14	7.0

Games played: 2
 Minutes/game: 17.0
 Points/game: 7.0
 FG Pct: 30.0
 3FG Pct: 9.1
 FT Pct: 50.0

Rebounds/game: 2.0
 Assists/game: 0.5
 Turnovers/game: 1.0
 Assist/turnover ratio: 0.5
 Steals/game: 1.0

UTSA Men's Basketball Game Notes



Season Highs

- **Points**
11 (3x), last vs. UTEP (01/01/17)
- **Field Goals Made**
4 (3x), last vs. East Central (12/29/16)
- **Field Goals Attempted**
9, at A&M-Corpus Christi (12/18/16)
- **3-point Field Goals Made**
3, vs. Southeastern Okla. State (12/10/16)
- **3-point Field Goals Attempted**
5, vs. Southeastern Okla. State (12/10/16)
- **Free Throws Made**
8, vs. UTEP (01/01/17)
- **Free Throws Attempted**
9, vs. UTEP (01/01/17)
- **Rebounds**
5 (3x), last at Southern Miss (01/05/17)
- **Assists**
5 (2x), last vs. Utah Valley (12/21/16)
- **Steals**
4, vs. Southeastern Okla. State (12/10/16)
- **Blocks**
1, at Texas Tech (12/07/16)
- **Minutes**
37, at Southern Miss (01/05/17)

Career Highs

- **Points**
16, at Creighton (11/17/15)
- **Field Goals Made**
5 (2x), last vs. A&M-Corpus Christi (12/12/15)
- **Field Goals Attempted**
9, at Creighton (11/17/15)
- **3-point Field Goals Made**
3, vs. Southeastern Okla. State (12/10/16)
- **3-point Field Goals Attempted**
5, vs. Southeastern Okla. State (12/10/16)
- **Free Throws Made**
8, vs. UTEP (01/01/17)
- **Free Throws Attempted**
9, vs. UTEP (01/01/17)
- **Rebounds**
5 (7x), last at Southern Miss (01/05/17)
- **Assists**
7, vs. Central Arkansas (11/23/15)
- **Steals**
4 (2x), last vs. Southeastern Okla. State (12/10/16)
- **Blocks**
1, at Texas Tech (12/07/16)
- **Minutes**
40, vs. North Texas (03/07/15)

3 • Gino Littles

6-0 • 160 • Jr.-2L • Guard • Phoenix, Ariz. (Desert Mountain HS)

Player Notes

Has appeared in all 15 games with starts in his last six contests ... his 15 3-pointers made rank second on the squad ... has scored in double figures in four of the last six games ... committed just seven turnovers in his last eight games (237 minutes), including a stretch of five games without a giveaway ... scored a season-high 11 points and hit a career-best three 3-pointers in the win over Southeastern Oklahoma State (Dec. 10) ... contributed another 11 points and five assists in the win over Utah Valley (Dec. 21) ... scored another 11 behind a career-high eight free throws in the win over UTEP (Jan. 1) ... was awarded a scholarship before the 2015-16 season and started the first 15 games before his campaign was cut short because of a knee injury ... averaged 8.2 points, 3.3 assists and 3.2 rebounds per outing ... son of former NBA coach Gene Littles (Cleveland Cavaliers, 1985-86; Charlotte Hornets, 1990-91; Denver Nuggets, 1994-95).

Career Stats

Season	gp-gs	min/avg	Total		3-Point		F-Throws		Rebounds					Scoring						
			fg-fga	pct	fg-fga	pct	ft-fa	pct	off	def	tot	avg	pf	fo	ast	to	blk	stl	pts	avg
2014-15	27-22	640/23.7	25-67	.373	5-32	.156	10-17	.588	13	38	51	1.9	37	0	57	24	0	17	65	2.4
2015-16	16-15	503/31.4	47-93	.505	7-15	.467	30-47	.638	7	44	51	3.2	26	0	53	35	0	20	131	8.2
2016-17	15-6	394/26.3	27-71	.380	15-34	.441	19-31	.613	5	33	38	2.5	19	0	36	22	1	16	88	5.9
TOTAL	58-43	1537/26.5	99-231	.429	27-81	.333	59-95	.621	25	115	140	2.4	82	0	146	81	1	53	284	4.9

Littles' 2016-17 Game-by-Game

Opponent	Date	gs	min	Total		3-Pointers		Free throws		Rebounds				pf	a	t/o	blk	stl	pts	avg	
				fg-fga	pct	3fg-fga	pct	ft-fa	pct	off	def	tot	avg								
at Fresno State	11/11/16		22	0-4	.000	0-1	.000	2-4	.500	0	1	1	1.0	2	3	3	0	0	2	2.0	
at Oregon State	11/13/16		25	1-4	.250	0-0	.000	3-4	.750	2	3	5	3.0	1	5	1	0	2	5	3.5	
at UIC	11/16/16		26	2-5	.400	1-2	.500	2-2	1.000	0	0	0	2.0	4	2	4	0	1	7	4.7	
PRAIRIE VIEW A&M	11/19/16		25	3-5	.600	2-2	1.000	0-2	.000	0	1	1	1.8	0	1	2	0	1	8	5.5	
at Lamar	11/22/16		17	1-3	.333	1-2	.500	0-0	.000	0	3	3	2.0	1	0	2	0	0	3	5.0	
TEXAS STATE	11/25/16		13	0-2	.000	0-2	.000	2-2	1.000	0	0	0	1.7	0	1	1	0	0	2	4.5	
at Cal Poly	12/01/16		29	0-3	.000	0-2	.000	0-2	.000	0	5	5	2.1	0	2	2	0	2	0	3.9	
at Utah Valley	12/03/16		12	2-3	.667	2-3	.667	0-0	.000	0	2	2	2.1	0	2	0	0	0	6	4.1	
at Texas Tech	12/07/16		18	0-2	.000	0-1	.000	0-0	.000	0	2	2	2.1	2	2	0	1	0	0	3.7	
SOUTHEASTERN OKLAH	12/10/16	*	31	4-7	.571	3-5	.600	0-0	.000	1	2	3	2.2	2	4	0	0	4	11	4.4	
at Texas A&M-Corpus Chri	12/18/16	*	35	3-9	.333	0-3	.000	1-2	.500	1	1	2	2.2	1	2	0	0	1	7	4.6	
UTAH VALLEY	12/21/16	*	36	4-8	.500	2-3	.667	1-4	.250	0	3	3	2.3	2	5	0	0	0	11	5.2	
EAST CENTRAL	12/29/16	*	33	4-7	.571	2-2	1.000	0-0	.000	0	3	3	2.3	0	4	2	0	3	10	5.5	
UTEP	01/01/17	*	35	1-4	.250	1-2	.500	8-9	.889	0	3	3	2.4	2	1	2	0	1	11	5.9	
at Southern Miss	01/05/17	*	37	2-5	.400	1-4	.250	0-0	.000	1	4	5	2.5	2	2	3	0	1	5	5.9	
Totals			6	394	27-71	.380	15-34	.441	19-31	.613	5	33	38	2.5	19	36	22	1	16	88	5.9

Games played: 15
 Minutes/game: 26.3
 Points/game: 5.9
 FG Pct: 38.0
 3FG Pct: 44.1
 FT Pct: 61.3

Rebounds/game: 2.5
 Assists/game: 2.4
 Turnovers/game: 1.5
 Assist/turnover ratio: 1.6
 Steals/game: 1.1
 Blocks/game: 0.1

UTSA Men's Basketball Game Notes



4 • Kyle Massie

5-10 • 160 • So.-1L • Guard • Helotes, Texas (O'Connor HS)

Player Notes

Walk-on has appeared in three games this season ... saw his first action of the campaign with four minutes off the bench at Cal Poly (Dec. 1) ... appeared in eight contests off the bench and totaled 11 points, two rebounds and two assists in 26 minutes of action last season ... scored a season-high five points in 10 minutes against Florida Atlantic (March 8).

Season Highs

- Points _____
- Field Goals Made _____
- Field Goals Attempted _____
5, at Cal Poly (12/01/16)
- 3-point Field Goals Made _____
- 3-point Field Goals Attempted _____
5, at Cal Poly (12/01/16)
- Free Throws Made _____
- Free Throws Attempted _____
1, at Texas Tech (12/07/16)
- Rebounds _____
1, at Cal Poly (12/01/16)
- Assists _____
1, vs. Southeastern Okla. State (12/10/16)
- Steals _____
- Blocks _____
- Minutes _____
4, at Cal Poly (12/01/16)

Career Stats

Season	gp-gs	min/avg	Total		3-Point		F-Throws		Rebounds				Scoring							
			fg-fga	pct	fg-fga	pct	ft-fa	pct	off	def	tot	avg	pts	avg						
2015-16	8-0	26/3.3	4-8	.500	2-6	.333	1-2	.500	1	1	2	0.3	4	0	2	1	0	0	11	1.4
2016-17	3-0	9/3.0	0-5	.000	0-5	.000	0-1	.000	1	0	1	0.3	0	0	1	0	0	0	0	0.0
TOTAL	11-0	35/3.2	4-13	.308	2-11	.182	1-3	.333	2	1	3	0.3	4	0	3	1	0	0	11	1.0

Massie's 2016-17 Game-by-Game

Opponent	Date	gs	min	Total		3-Pointers		Free throws		Rebounds				pf	a	t/o	blk	stl	pts	avg
				fg-fga	pct	3fg-fga	pct	ft-fa	pct	off	def	tot	avg							
at Fresno State	11/11/16	dnp	-	-	-	-	-	-	-	-	-	-	-	-	-	-	-	-	-	-
at Oregon State	11/13/16	dnp	-	-	-	-	-	-	-	-	-	-	-	-	-	-	-	-	-	-
at UIC	11/16/16	dnp	-	-	-	-	-	-	-	-	-	-	-	-	-	-	-	-	-	-
PRAIRIE VIEW A&M	11/19/16	dnp	-	-	-	-	-	-	-	-	-	-	-	-	-	-	-	-	-	-
at Lamar	11/22/16	dnp	-	-	-	-	-	-	-	-	-	-	-	-	-	-	-	-	-	-
TEXAS STATE	11/25/16	dnp	-	-	-	-	-	-	-	-	-	-	-	-	-	-	-	-	-	-
at Cal Poly	12/01/16	4	4	0-5	.000	0-5	.000	0-0	.000	1	0	1	1.0	0	0	0	0	0	0	0.0
at Utah Valley	12/03/16	dnp	-	-	-	-	-	-	-	-	-	-	-	-	-	-	-	-	-	-
at Texas Tech	12/07/16	3	3	0-0	.000	0-0	.000	0-1	.000	0	0	0	0.5	0	0	0	0	0	0	0.0
SOUTHEASTERN OKLAH	12/10/16	2	2	0-0	.000	0-0	.000	0-0	.000	0	0	0	0.3	0	1	0	0	0	0	0.0
at Texas A&M-Corpus Chri	12/18/16	dnp	-	-	-	-	-	-	-	-	-	-	-	-	-	-	-	-	-	-
UTAH VALLEY	12/21/16	dnp	-	-	-	-	-	-	-	-	-	-	-	-	-	-	-	-	-	-
EAST CENTRAL	12/29/16	dnp	-	-	-	-	-	-	-	-	-	-	-	-	-	-	-	-	-	-
UTEP	01/01/17	dnp	-	-	-	-	-	-	-	-	-	-	-	-	-	-	-	-	-	-
at Southern Miss	01/05/17	dnp	-	-	-	-	-	-	-	-	-	-	-	-	-	-	-	-	-	-
Totals			0	9	0-5	.000	0-5	.000	0-1	.000	1	0	1	0.3	0	1	0	0	0	0.0

Games played: 3
 Minutes/game: 3.0
 FG Pct: 0.0
 3FG Pct: 0.0
 FT Pct: 0.0

Rebounds/game: 0.3
 Assists/game: 0.3
 Assist/turnover ratio: 99.9

- ### Career Highs
- Points _____
5, vs. Florida Atlantic (03/08/16)
 - Field Goals Made _____
2, vs. Florida Atlantic (03/08/16)
 - Field Goals Attempted _____
5, at Cal Poly (12/01/16)
 - 3-point Field Goals Made _____
1 (2x), last vs. Florida Atlantic (03/08/16)
 - 3-point Field Goals Attempted _____
5, at Cal Poly (12/01/16)
 - Free Throws Made _____
1, at Texas (12/08/15)
 - Free Throws Attempted _____
2, at Texas (12/08/15)
 - Rebounds _____
1 (3x), last at Cal Poly (12/01/16)
 - Assists _____
1 (3x), last vs. Southeastern Okla. State (12/10/16)
 - Steals _____
 - Blocks _____
 - Minutes _____
10, vs. Florida Atlantic (03/08/16)

UTSA Men's Basketball Game Notes



Season Highs

- Points
19, at Southern Miss (01/05/17)
- Field Goals Made
7, at Southern Miss (01/05/17)
- Field Goals Attempted
16, at Southern Miss (01/05/17)
- 3-point Field Goals Made
4, at Southern Miss (01/05/17)
- 3-point Field Goals Attempted
7, at Southern Miss (01/05/17)
- Free Throws Made
4 (2x), last vs. UTEP (01/01/17)
- Free Throws Attempted
6, vs. UTEP (01/01/17)
- Rebounds
7, at Utah Valley (12/03/16)
- Assists
8, at Lamar (11/22/16)
- Steals
4, vs. Utah Valley (12/21/16)
- Blocks
1, at Southern Miss (01/05/17)
- Minutes
34, at Southern Miss (01/05/17)

5 • Giovanni De Nicolao

6-3 • 175 • Fr.-HS • Guard • Padua, Italy (I.I.S.I. Newton School)

Player Notes

Has started all 15 games this season ... third on the team with 13 3-pointers and his 1.6 steals per game rank seventh in C-USA ... recorded a season-high 19 points on 7-of-16 shooting, including four 3-pointers, at Southern Miss (Jan. 5) ... scored 14 points in the win over Utah Valley (Dec. 21) ... also had a season-best four steals against the Wolverines ... opened the season with 11 points, three assists and two rebounds at Fresno State (Nov. 11) ... dished out a season-best eight assists at Lamar (Nov. 22) ... pulled down a season-high seven rebounds at Utah Valley (Dec. 3) ... played with the U20 Italian National Team in 2016 as it prepared to compete at the European Junior Championships ... averaged 8.3 points, 5.8 rebounds, 3.5 assists and 2.5 steals per game while playing with Vicenza Basketball 2012 during the 2014-15 season and won promotion to Serie B ... helped guide Casale Monferrato to the Serie A2 playoffs in 2015-16 ... also played in the Nike Junior Tournament with Virtus Roma.

Career Stats

Season	gp-gs	min/avg	Total		3-Point		F-Throws		Rebounds				Scoring							
			fg-fga	pct	fg-fga	pct	ft-fa	pct	off	def	tot	avg	pf	fo	ast	to	blk	stl	pts	avg
2016-17	15-15	391/26.1	42-129	.326	13-39	.333	21-32	.656	5	43	48	3.2	52	4	46	36	1	24	118	7.9
TOTAL	15-15	391/26.1	42-129	.326	13-39	.333	21-32	.656	5	43	48	3.2	52	4	46	36	1	24	118	7.9


De Nicolao's 2016-17 Game-by-Game

Opponent	Date	gs	min	Total		3-Pointers		Free throws		Rebounds				pf	a	t/o	blk	stl	pts	avg	
				fg-fga	pct	3fg-fga	pct	ft-fa	pct	off	def	tot	avg								
at Fresno State	11/11/16	*	23	4-8	.500	2-4	.500	1-2	.500	1	1	2	2.0	5	3	5	0	1	11	11.0	
at Oregon State	11/13/16	*	27	3-11	.273	1-5	.200	2-2	1.000	0	4	4	3.0	4	1	5	0	1	9	10.0	
at UIC	11/16/16	*	22	3-8	.375	0-1	.000	3-4	.750	0	2	2	2.7	5	3	3	0	0	9	9.7	
PRAIRIE VIEW A&M	11/19/16	*	26	1-7	.143	0-2	.000	3-4	.750	0	6	6	3.5	3	2	1	0	2	5	8.5	
at Lamar	11/22/16	*	32	4-10	.400	1-3	.333	0-0	.000	1	2	3	3.4	5	8	3	0	1	9	8.6	
TEXAS STATE	11/25/16	*	31	3-11	.273	0-1	.000	0-2	.000	0	4	4	3.5	1	3	0	0	2	6	8.2	
at Cal Poly	12/01/16	*	15	2-4	.500	0-0	.000	0-1	.000	0	4	4	3.6	5	1	3	0	1	4	7.6	
at Utah Valley	12/03/16	*	30	2-12	.167	1-4	.250	0-0	.000	2	5	7	4.0	3	4	1	0	2	5	7.3	
at Texas Tech	12/07/16	*	23	3-8	.375	0-2	.000	2-2	1.000	0	1	1	3.7	1	3	3	0	1	8	7.3	
SOUTHEASTERN OKLAH	12/10/16	*	15	0-1	.000	0-0	.000	0-0	.000	0	1	1	3.4	4	3	2	0	1	0	6.6	
at Texas A&M-Corpus Chri	12/18/16	*	21	2-8	.250	1-2	.500	0-0	.000	1	1	2	3.3	4	4	2	0	0	5	6.5	
UTAH VALLEY	12/21/16	*	33	4-11	.364	2-4	.500	4-5	.800	0	3	3	3.3	3	0	2	0	4	14	7.1	
EAST CENTRAL	12/29/16	*	28	3-7	.429	1-1	1.000	1-2	.500	0	3	3	3.2	3	5	3	0	3	8	7.2	
UTEP	01/01/17	*	31	1-7	.143	0-3	.000	4-6	.667	0	2	2	3.1	2	3	1	0	2	6	7.1	
at Southern Miss	01/05/17	*	34	7-16	.438	4-7	.571	1-2	.500	0	4	4	3.2	4	3	2	1	3	19	7.9	
Totals			15	391	42-129	.326	13-39	.333	21-32	.656	5	43	48	3.2	52	46	36	1	24	118	7.9

Games played: 15
 Minutes/game: 26.1
 Points/game: 7.9
 FG Pct: 32.6
 3FG Pct: 33.3
 FT Pct: 65.6

Rebounds/game: 3.2
 Assists/game: 3.1
 Turnovers/game: 2.4
 Assist/turnover ratio: 1.3
 Steals/game: 1.6
 Blocks/game: 0.1

UTSA Men's Basketball Game Notes



Season Highs

- **Points**
5, vs. Texas State (11/25/16)
- **Field Goals Made**
1 (10x), last vs. UTEP (01/01/17)
- **Field Goals Attempted**
4 (2x), last at Cal Poly (12/01/16)
- **3-point Field Goals Made**
1 (5x), last at A&M-Corpus Christi (12/18/16)
- **3-point Field Goals Attempted**
3, at Cal Poly (12/01/16)
- **Free Throws Made**
2, vs. Texas State (11/25/16)
- **Free Throws Attempted**
2 (3x), last vs. East Central (12/29/16)
- **Rebounds**
8, vs. East Central (12/29/16)
- **Assists**
3, vs. Utah Valley (12/21/16)
- **Steals**
2 (2x), last at Southern Miss (01/05/17)
- **Blocks**
1, vs. Prairie View A&M (11/19/16)
- **Minutes**
25, at Cal Poly (12/01/16)

Career Highs

- **Points**
7 (2x), last at Creighton (11/17/15)
- **Field Goals Made**
3 (2x), last at Creighton (11/17/15)
- **Field Goals Attempted**
7, vs. UTRGV (11/17/14)
- **3-point Field Goals Made**
1 (11x), last at A&M-Corpus Christi (12/18/16)
- **3-point Field Goals Attempted**
3 (2x), last at Cal Poly (12/01/16)
- **Free Throws Made**
2 (4x), last vs. Texas State (11/25/16)
- **Free Throws Attempted**
4, vs. Cal Poly (12/22/15)
- **Rebounds**
8, vs. East Central (12/29/16)
- **Assists**
3 (5x), last vs. Utah Valley (12/21/16)
- **Steals**
3 (3x), last at FIU (02/13/16)
- **Blocks**
3, vs. Florida Atlantic (03/08/16)
- **Minutes**
35, vs. Florida Atlantic (03/08/16)

11 • Austin Karrer

6-3 • 180 • Jr.-2L • Guard • New Braunfels, Texas (Canyon HS)

Player Notes

Has appeared in all 15 games this season and has seen the floor in 47 consecutive contests for the Roadrunners ... earned the 14th start of his career at Texas Tech (Dec. 7) ... had a season-high five points in the win over Texas State (Nov. 25) ... pulled down a career-best eight rebounds in the win over East Central (Dec. 29) ... made his season debut and hit a 3-pointer at Oregon State (Nov. 13) ... tied a career high with six rebounds in the win over Prairie View A&M (Nov. 19) ... one of three players to appear in all 32 games and made 13 starts during the 2015-16 season ... averaged 1.6 points, 1.8 rebounds and 17.1 minutes per contest ... also earned the Conference USA Academic Medal, which recognizes student-athletes with at least a 3.75 GPA, and made the C-USA Commissioner's Honor Roll.

Career Stats

Season	gp-gs	min/avg	Total		3-Point		F-Throws		Rebounds				Scoring							
			fg-fga	pct	fg-fga	pct	ft-fa	pct	off	def	tot	avg	pf	fo	ast	to	blk	stl	pts	avg
2014-15	21-0	147/7.0	8-20	.400	3-12	.250	3-7	.429	5	10	15	0.7	18	1	5	5	1	5	22	1.0
2015-16	32-13	547/17.1	18-49	.367	3-23	.130	13-31	.419	20	36	56	1.8	69	1	25	26	7	21	52	1.6
2016-17	15-1	259/17.3	10-28	.357	5-16	.313	4-7	.571	13	45	58	3.9	24	0	14	7	1	9	29	1.9
TOTAL	68-14	953/14.0	36-97	.371	11-51	.216	20-45	.444	38	91	129	1.9	111	2	44	38	9	35	103	1.5

Karrer's 2016-17 Game-by-Game

Opponent	Date	gs	min	Total		3-Pointers		Free throws		Rebounds				pf	a	t/o	blk	stl	pts	avg
				fg-fga	pct	3fg-fga	pct	ft-fa	pct	off	def	tot	avg							
at Fresno State	11/11/16	15	0-0	.000	0-0	.000	0-0	.000	2	2	4	4.0	1	1	1	0	1	0	0.0	
at Oregon State	11/13/16	14	1-2	.500	1-2	.500	0-0	.000	1	1	2	3.0	1	0	0	0	0	3	1.5	
at UIC	11/16/16	14	1-4	.250	1-2	.500	0-0	.000	3	2	5	3.7	4	1	0	0	0	3	2.0	
PRAIRIE VIEW A&M	11/19/16	18	1-3	.333	0-1	.000	0-0	.000	2	4	6	4.3	3	0	0	1	0	2	2.0	
at Lamar	11/22/16	14	0-0	.000	0-0	.000	0-0	.000	0	2	2	3.8	3	0	1	0	0	0	1.6	
TEXAS STATE	11/25/16	23	1-3	.333	1-2	.500	2-2	1.000	0	5	5	4.0	3	0	0	0	2	5	2.2	
at Cal Poly	12/01/16	25	1-4	.250	1-3	.333	1-2	.500	1	3	4	4.0	3	0	1	0	1	4	2.4	
at Utah Valley	12/03/16	12	1-2	.500	0-1	.000	0-0	.000	1	2	3	3.9	2	2	1	0	0	2	2.4	
at Texas Tech	12/07/16	*	18	0-1	.000	0-1	.000	0-0	.000	0	2	3.7	0	0	1	0	1	0	2.1	
SOUTHEASTERN OKLAH	12/10/16	10	1-3	.333	0-0	.000	0-0	.000	0	4	4	3.7	2	1	0	0	1	2	2.1	
at Texas A&M-Corpus Chri	12/18/16	16	1-1	1.000	1-1	1.000	0-1	.000	1	3	4	3.7	0	1	1	0	0	3	2.2	
UTAH VALLEY	12/21/16	24	1-3	.333	0-2	.000	0-0	.000	0	4	4	3.8	2	3	1	0	1	2	2.2	
EAST CENTRAL	12/29/16	24	0-1	.000	0-1	.000	1-2	.500	1	7	8	4.1	0	2	0	0	0	1	2.1	
UTEP	01/01/17	13	1-1	1.000	0-0	.000	0-0	.000	1	1	2	3.9	0	1	0	0	0	2	2.1	
at Southern Miss	01/05/17	19	0-0	.000	0-0	.000	0-0	.000	0	3	3	3.9	0	2	0	0	2	0	1.9	
Totals		1	259	10-28	.357	5-16	.313	4-7	.571	13	45	58	3.9	24	14	7	1	9	29	1.9

Games played: 15
 Minutes/game: 17.3
 Points/game: 1.9
 FG Pct: 35.7
 3FG Pct: 31.3
 FT Pct: 57.1

Rebounds/game: 3.9
 Assists/game: 0.9
 Turnovers/game: 0.5
 Assist/turnover ratio: 2.0
 Steals/game: 0.6
 Blocks/game: 0.1

UTSA Men's Basketball Game Notes



Season Highs

- **Points**
18, vs. Prairie View A&M (11/19/16)
- **Field Goals Made**
8, vs. Prairie View A&M (11/19/16)
- **Field Goals Attempted**
12, at Southern Miss (01/05/17)
- **3-point Field Goals Made**
—
- **3-point Field Goals Attempted**
2, at Southern Miss (01/05/17)
- **Free Throws Made**
4, vs. East Central (12/29/16)
- **Free Throws Attempted**
6, vs. UTEP (01/01/17)
- **Rebounds**
12, vs. Utah Valley (12/21/16)
- **Assists**
4, vs. Southeastern Okla. State (12/10/16)
- **Steals**
3, at Illinois-Chicago (11/16/16)
- **Blocks**
1 (3x), last vs. Utah Valley (12/21/16)
- **Minutes**
34 (2x), last vs. UTEP (01/01/17)

13 • Byron Frohnen

6-5 • 205 • Fr.-HS • Guard • Las Vegas, Nev. (Bishop Gorman HS)

Player Notes

Has started all 15 games this season ... averaging 11.0 points and 7.2 rebounds over his last five games ... twice named Conference USA Freshman of the Week (Nov. 21/Dec. 26) ... ranks third on the team at 8.7 ppg, while his 6.7 rpg lead the team and rank 10th in C-USA ... also ranks fourth in the league with 2.4 offensive rebounds per game and 11th with a .524 field goal percentage ... tied for the team-lead with a pair of double-doubles ... scored a season-high 18 points in the win over Prairie View A&M (Nov. 19) ... opened the campaign with a double-double of 11 points and 11 rebounds at Fresno State (Nov. 11) ... added another double-double with 10 points and a season-high 12 rebounds against Utah Valley (Dec. 21) ... first signee for head coach Steve Henson ... was a three-year letterwinner at Bishop Gorman High School in Las Vegas, Nev., under head coach Grant Rice ... helped lead the Gaels to NIAA Division I State Championships all three seasons ... honorable mention all-state selection by the *Las Vegas Review-Journal* along with second-team All-Sunset Southwest League honors as a senior after he averaged 14.0 points, 9.0 rebounds, 5.0 assists, 3.0 blocks and 2.5 steals per game.

Career Stats

Season	gp-gs	min/avg	Total		3-Point		F-Throws		Rebounds				Scoring							
			fg-fga	pct	fg-fga	pct	ft-fga	pct	off	def	tot	avg	pf	fo	ast	to	blk	stl	pts	avg
2016-17	15-15	455/30.3	54-103	.524	0-11	.000	22-41	.537	36	64	100	6.7	38	2	22	20	3	12	130	8.7
TOTAL	15-15	455/30.3	54-103	.524	0-11	.000	22-41	.537	36	64	100	6.7	38	2	22	20	3	12	130	8.7

Frohnen's 2016-17 Game-by-Game

Opponent	Date	gs	min	Total		3-Pointers		Free throws		Rebounds				pf	a	t/o	blk	stl	pts	avg	
				fg-fga	pct	3fg-fga	pct	ft-fga	pct	off	def	tot	avg								
at Fresno State	11/11/16	*	31	5-9	.556	0-1	.000	1-5	.200	4	7	11	11.0	3	2	0	0	1	11	11.0	
at Oregon State	11/13/16	*	23	1-5	.200	0-1	.000	1-3	.333	1	4	5	8.0	4	0	0	0	1	3	7.0	
at UIC	11/16/16	*	32	3-5	.600	0-1	.000	3-5	.600	4	3	7	7.7	1	2	4	1	3	9	7.7	
PRAIRIE VIEW A&M	11/19/16	*	32	8-11	.727	0-1	.000	2-5	.400	3	4	7	7.5	4	0	2	0	1	18	10.3	
at Lamar	11/22/16	*	32	1-7	.143	0-1	.000	0-1	.000	0	3	3	6.6	2	1	1	0	0	2	8.6	
TEXAS STATE	11/25/16	*	30	3-7	.429	0-1	.000	3-3	1.000	4	6	10	7.2	5	2	1	0	1	9	8.7	
at Cal Poly	12/01/16	*	32	2-5	.400	0-0	.000	3-3	1.000	5	4	9	7.4	2	0	1	1	1	7	8.4	
at Utah Valley	12/03/16	*	31	2-5	.400	0-0	.000	0-0	.000	2	4	6	7.3	2	2	2	0	2	4	7.9	
at Texas Tech	12/07/16	*	26	4-7	.571	0-1	.000	0-0	.000	2	3	5	7.0	2	2	2	0	0	8	7.9	
SOUTHEASTERN OKLAH	12/10/16	*	24	2-2	1.000	0-0	.000	0-0	.000	1	0	1	6.4	1	4	0	0	1	4	7.5	
at Texas A&M-Corpus Chri	12/18/16	*	32	6-7	.857	0-0	.000	0-0	.000	2	2	4	6.2	5	0	2	0	0	12	7.9	
UTAH VALLEY	12/21/16	*	30	4-7	.571	0-0	.000	2-5	.400	4	8	12	6.7	0	2	1	1	1	10	8.1	
EAST CENTRAL	12/29/16	*	34	4-9	.444	0-1	.000	4-5	.800	1	5	6	6.6	1	3	1	0	0	12	8.4	
UTEP	01/01/17	*	34	3-5	.600	0-1	.000	3-6	.500	1	5	6	6.6	3	2	2	0	0	9	8.4	
at Southern Miss	01/05/17	*	32	6-12	.500	0-2	.000	0-0	.000	2	6	8	6.7	3	0	1	0	0	12	8.7	
Totals			15	455	54-103	.524	0-11	.000	22-41	.537	36	64	100	6.7	38	22	20	3	12	130	8.7

Games played: 15
 Minutes/game: 30.3
 Points/game: 8.7
 FG Pct: 52.4
 3FG Pct: 0.0
 FT Pct: 53.7

Rebounds/game: 6.7
 Assists/game: 1.5
 Turnovers/game: 1.3
 Assist/turnover ratio: 1.1
 Steals/game: 0.8
 Blocks/game: 0.2

UTSA Men's Basketball Game Notes



14 • Bola Alade

6-4 • 195 • So.-TR • Guard • Plano, Texas (John Paul II HS/Oklahoma)

Player Notes

Walk-on has appeared in nine games off the bench this season ... picked up his first points as a Roadrunner with a 3-pointer in the win over Texas State (Nov. 25) ... added three points at Texas Tech (Dec. 7) ... made his UTSA debut at Oregon State (Nov. 13) ... after redshirting the 2014-15 season, the walk-on appeared in seven games off the bench at Oklahoma during the 2015-16 campaign that saw the Sooners reach the program's fifth Final Four ... scored two points and pulled down a pair of rebounds during the campaign ... was tasked with defending two-time Big 12 Player of the Year and 2015-16 National Player of the Year Buddy Hield as part of the scout team ... also made the Dean's Honor Roll.

Season Highs

- **Points**
3 (2x), last at Texas Tech (12/07/16)
- **Field Goals Made**
1 (3x), last at Southern Miss (01/05/17)
- **Field Goals Attempted**
4, at Texas Tech (12/07/16)
- **3-point Field Goals Made**
1, vs. Texas State (11/25/16)
- **3-point Field Goals Attempted**
2 (2x), last at Texas Tech (12/07/16)
- **Free Throws Made**
1 (3x), last at A&M-Corpus Christi (12/18/16)
- **Free Throws Attempted**
2 (2x), last at Texas Tech (12/07/16)
- **Rebounds**
1 (3x), last at Southern Miss (01/05/17)
- **Assists**
1, at Illinois-Chicago (11/16/16)
- **Steals**
1, at Illinois-Chicago (11/16/16)
- **Blocks**
—
- **Minutes**
8, at Texas Tech (12/07/16)

Career Stats

Season	gp-gs	min/avg	Total		3-Point		F-Throws		Rebounds				Scoring							
			fg-fga	pct	fg-fga	pct	ft-fa	pct	off	def	tot	avg	pf	fo	ast	to	blk	stl	pts	avg
2015-16*	7-0	16/2.3	1-6	.167	0-3	.000	0-0	.000	0	2	2	0.3	0	0	0	3	0	0	2	0.3
2016-17	9-0	33/3.7	3-10	.300	1-5	.200	3-6	.500	1	2	3	0.3	4	0	1	1	0	1	10	1.1
TOTAL	9-0	33/3.7	3-10	.300	1-5	.200	3-6	.500	1	2	3	0.3	4	0	1	1	0	1	10	1.1
All*	16-0	49/3.1	4-16	.250	1-8	.125	3-6	.500	1	4	5	0.3	4	0	1	4	0	1	12	0.8

Alade's 2016-17 Game-by-Game

Opponent	Date	gs	min	Total		3-Pointers		Free throws		Rebounds				pf	a	t/o	blk	stl	pts	avg
				fg-fga	pct	3fg-fga	pct	ft-fa	pct	off	def	tot	avg							
at Oregon State	11/13/16	0	0-0	.000	0-0	.000	0-0	.000	0	0	0	0.0	0	0	0	0	0	0	0	0.0
at UIC	11/16/16	3	0-0	.000	0-0	.000	0-0	.000	0	0	0	0.0	2	1	0	0	1	0	0.0	
PRAIRIE VIEW A&M	11/19/16	dnf	-	-	-	-	-	-	-	-	-	-	-	-	-	-	-	-	-	
at Lamar	11/22/16	1	0-0	.000	0-0	.000	0-0	.000	0	0	0	0.0	1	0	1	0	0	0	0.0	
TEXAS STATE	11/25/16	6	1-3	.333	1-2	.500	0-0	.000	1	0	1	0.3	0	0	0	0	0	3	0.8	
at Cal Poly	12/01/16	5	0-0	.000	0-0	.000	1-2	.500	0	0	0	0.2	0	0	0	0	0	1	0.8	
at Utah Valley	12/03/16	dnf	-	-	-	-	-	-	-	-	-	-	-	-	-	-	-	-	-	
at Texas Tech	12/07/16	8	1-4	.250	0-2	.000	1-2	.500	0	1	1	0.3	0	0	0	0	0	3	1.2	
SOUTHEASTERN OKLAH	12/10/16	3	0-0	.000	0-0	.000	0-0	.000	0	0	0	0.3	1	0	0	0	0	0	1.0	
at Texas A&M-Corpus Chri	12/18/16	3	0-2	.000	0-1	.000	1-2	.500	0	0	0	0.3	0	0	0	0	0	1	1.0	
UTAH VALLEY	12/21/16	dnf	-	-	-	-	-	-	-	-	-	-	-	-	-	-	-	-	-	
EAST CENTRAL	12/29/16	dnf	-	-	-	-	-	-	-	-	-	-	-	-	-	-	-	-	-	
UTEP	01/01/17	dnf	-	-	-	-	-	-	-	-	-	-	-	-	-	-	-	-	-	
at Southern Miss	01/05/17	4	1-1	1.000	0-0	.000	0-0	.000	0	1	1	0.3	0	0	0	0	0	2	1.1	
Totals		0	33	3-10	.300	1-5	.200	3-6	.500	1	2	3	0.3	4	1	1	0	1	10	1.1

Games played: 9
 Minutes/game: 3.7
 Points/game: 1.1
 FG Pct: 30.0
 3FG Pct: 20.0
 FT Pct: 50.0

Rebounds/game: 0.3
 Assists/game: 0.1
 Turnovers/game: 0.1
 Assist/turnover ratio: 1.0
 Steals/game: 0.1

UTSA Men's Basketball Game Notes



Season Highs

- **Points**
13, vs. UTEP (01/01/17)
- **Field Goals Made**
6, vs. UTEP (01/01/17)
- **Field Goals Attempted**
10, vs. UTEP (01/01/17)
- **3-point Field Goals Made**
2, vs. Southeastern Okla. State (12/10/16)
- **3-point Field Goals Attempted**
4 (2x), last vs. UTEP (01/01/17)
- **Free Throws Made**
5, at Lamar (11/22/16)
- **Free Throws Attempted**
6 (3x), last vs. East Central (12/29/16)
- **Rebounds**
9, vs. East Central (12/29/16)
- **Assists**
2, at Southern Miss (01/05/17)
- **Steals**
—
- **Blocks**
1 (4x), last at Southern Miss (01/05/17)
- **Minutes**
24, vs. Utah Valley (12/21/16)

Career Highs

- **Points**
21, at Charlotte (02/25/16)
- **Field Goals Made**
8, vs. Louisiana Tech (02/18/16)
- **Field Goals Attempted**
12 (3x), last vs. Louisiana Tech (02/18/16)
- **3-point Field Goals Made**
5, at Charlotte (02/25/16)
- **3-point Field Goals Attempted**
7, at Charlotte (02/25/16)
- **Free Throws Made**
5, at Lamar (11/22/16)
- **Free Throws Attempted**
6, at Lamar (11/22/16)
- **Rebounds**
10, vs. Huston-Tillotson (12/04/13)
- **Assists**
3, at UAB (01/07/16)
- **Steals**
4, vs. North Texas (01/01/16)
- **Blocks**
2 (3x), last at Charlotte (02/25/16)
- **Minutes**
41, at Charlotte (02/25/16)

15 • Lucas O'Brien

6-10 • 245 • Sr.-3L • Center • Chandler, Ariz. (Perry HS)

Player Notes

Already graduated with a finance degree and currently is working toward his MBA ... has appeared and scored in all 15 games off the bench this season ... scored a season-high 13 points on 6-of-10 shooting in the win over UTEP (Jan. 1) ... added 12 points in the win over Southeastern Oklahoma State (Dec. 10) ... neared a double-double with 10 points and a season-high nine rebounds in the win over East Central (Dec. 29) ... made 31 appearances, all in the starting lineup, and averaged a career-best 7.3 points and 3.6 rebounds per game last season ... upped those averages to 8.5 points and 4.1 boards per outing in Conference USA action ... scored in double figures nine times, highlighted by a career-high 21 points behind five 3-pointers at Charlotte (Feb. 25) ... named to the C-USA Commissioner's Honor Roll.

Career Stats

Season	gp-gs	min/avg	Total		3-Point		F-Throws		Rebounds				Scoring							
			fg-fga	pct	fg-fga	pct	ft-fa	pct	off	def	tot	avg	pf	fo	ast	to	blk	stl	pts	avg
2013-14	15-0	93/6.2	5-14	.357	2-2	1.000	3-7	.429	8	11	19	1.3	16	1	1	2	0	1	15	1.0
2014-15	16-1	65/4.1	6-15	.400	1-4	.250	3-5	.600	3	8	11	0.7	15	0	1	9	0	1	16	1.0
2015-16	31-31	700/22.6	89-200	.445	14-55	.255	33-43	.767	37	75	112	3.6	95	2	20	27	15	20	225	7.3
2016-17	15-0	220/14.7	33-72	.458	6-25	.240	22-33	.667	31	29	60	4.0	29	1	4	9	4	0	94	6.3
TOTAL	77-32	1078/14.0	133-301	.442	23-86	.267	61-88	.693	79	123	202	2.6	155	4	26	47	19	22	350	4.5


O'Brien's 2016-17 Game-by-Game

Opponent	Date	gs	min	Total		3-Pointers		Free throws		Rebounds				pf	a	t/o	blk	stl	pts	avg
				fg-fga	pct	3fg-fga	pct	ft-fa	pct	off	def	tot	avg							
at Fresno State	11/11/16	18	1-5	.200	0-1	.000	0-0	.000	3	3	6	6.0	2	0	0	0	0	2	2.0	
at Oregon State	11/13/16	12	3-6	.500	0-0	.000	4-4	1.000	4	2	6	6.0	5	0	0	1	0	10	6.0	
at UIC	11/16/16	12	2-4	.500	0-0	.000	2-2	1.000	1	2	3	5.0	4	0	2	0	0	6	6.0	
PRAIRIE VIEW A&M	11/19/16	11	1-4	.250	0-2	.000	0-0	.000	1	1	2	4.3	0	0	1	0	0	2	5.0	
at Lamar	11/22/16	13	1-4	.250	0-2	.000	5-6	.833	1	4	5	4.4	1	0	1	0	0	7	5.4	
TEXAS STATE	11/25/16	16	3-7	.429	1-1	1.000	0-0	.000	4	4	8	5.0	2	0	1	1	0	7	5.7	
at Cal Poly	12/01/16	10	1-3	.333	0-1	.000	0-0	.000	1	0	1	4.4	1	0	1	0	0	2	5.1	
at Utah Valley	12/03/16	14	1-4	.250	0-2	.000	0-0	.000	0	2	2	4.1	1	1	0	1	0	2	4.8	
at Texas Tech	12/07/16	11	1-4	.250	0-2	.000	2-2	1.000	0	1	1	3.8	1	0	1	0	0	4	4.7	
SOUTHEASTERN OKLAH	12/10/16	10	4-4	1.000	2-2	1.000	2-4	.500	2	0	2	3.6	0	0	0	0	0	12	5.4	
at Texas A&M-Corpus Chri	12/18/16	15	1-1	1.000	1-1	1.000	2-6	.333	3	2	5	3.7	2	1	0	0	0	5	5.4	
UTAH VALLEY	12/21/16	24	2-6	.333	1-4	.250	1-3	.333	2	1	3	3.7	2	0	0	0	0	6	5.4	
EAST CENTRAL	12/29/16	15	3-5	.600	0-1	.000	4-6	.667	4	5	9	4.1	2	0	1	0	0	10	5.8	
UTEP	01/01/17	23	6-10	.600	1-4	.250	0-0	.000	4	2	6	4.2	4	0	0	0	0	13	6.3	
at Southern Miss	01/05/17	16	3-5	.600	0-2	.000	0-0	.000	1	0	1	4.0	2	2	1	1	0	6	6.3	
Totals		0	220	33-72	.458	6-25	.240	22-33	.667	31	29	60	4.0	29	4	9	4	0	94	6.3

Games played: 15
 Minutes/game: 14.7
 Points/game: 6.3
 FG Pct: 45.8
 3FG Pct: 24.0
 FT Pct: 66.7

Rebounds/game: 4.0
 Assists/game: 0.3
 Turnovers/game: 0.6
 Assist/turnover ratio: 0.4
 Blocks/game: 0.3

UTSA Men's Basketball Game Notes



Season Highs

- **Points**
9 (2x), last vs. Prairie View A&M (11/19/16)
- **Field Goals Made**
4, vs. Prairie View A&M (11/19/16)
- **Field Goals Attempted**
8, vs. Prairie View A&M (11/19/16)
- **3-point Field Goals Made**
1 (3x), last at Illinois-Chicago (11/16/16)
- **3-point Field Goals Attempted**
2 (4x), last at Utah Valley (12/03/16)
- **Free Throws Made**
4, at Oregon State (11/13/16)
- **Free Throws Attempted**
9, at Oregon State (11/13/16)
- **Rebounds**
6, vs. Prairie View A&M (11/19/16)
- **Assists**
3 (2x), last vs. Southeastern Okla. State (12/10/16)
- **Steals**
3, at Oregon State (11/13/16)
- **Blocks**
1, vs. Texas State (11/25/16)
- **Minutes**
26, at Oregon State (11/13/16)

20 • George Willborn III

6-3 • 180 • Fr.-HS • Guard • Chicago, Ill. (De La Salle Institute)

Player Notes

Has appeared in 14 games with six starts, including his first collegiate start in his hometown against Illinois-Chicago (Nov. 16) ... scored a season-high nine points at Oregon State (Nov. 13) and in the win over Prairie View A&M (Nov. 19) ... also added a season-best six boards against the Panthers ... three-year starter and letterwinner at De La Salle Institute in Chicago, Ill., for head coach Tom White ... was a first-team All-Catholic League North selection and McDonald's All-American nominee as a senior after he averaged 19.2 points, 5.8 rebounds, 2.9 assists and 2.6 steals per game ... also earned All-State Special Mention and second-team All-Area by the *Chicago Tribune* to go along with second-team All-City recognition from the *Chicago Sun-Times* ... received votes for the Illinois Mr. Basketball award and helped lead the Meteors to a 22-8 record in his final campaign ... early in his senior season he was named MVP of the St. Patrick Thanksgiving Tournament and was an all-tournament team pick following the Jack Tosh Holiday Classic ... graduated with a 4.0 GPA.

Career Stats

Season	gp-gs	min/avg	Total		3-Point		F-Throws		Rebounds				Scoring							
			fg-fga	pct	fg-fga	pct	ft-fa	pct	off	def	tot	avg	pf	fo	ast	to	blk	stl	pts	avg
2016-17	14-6	202/14.4	22-66	.333	3-14	.214	12-30	.400	7	22	29	2.1	23	0	8	21	1	5	59	4.2
TOTAL	14-6	202/14.4	22-66	.333	3-14	.214	12-30	.400	7	22	29	2.1	23	0	8	21	1	5	59	4.2

Willborn III's 2016-17 Game-by-Game

Opponent	Date	gs	min	Total		3-Pointers		Free throws		Rebounds				pf	a	t/o	blk	stl	pts	avg	
				fg-fga	pct	3fg-fga	pct	ft-fa	pct	off	def	tot	avg								
at Fresno State	11/11/16		17	1-5	.200	1-2	.500	0-0	.000	1	2	3	3.0	1	0	3	0	0	3	3.0	
at Oregon State	11/13/16		26	2-6	.333	1-2	.500	4-9	.444	0	1	1	2.0	4	0	2	0	3	9	6.0	
at UIC	11/16/16	*	16	2-6	.333	1-1	1.000	0-2	.000	1	0	1	1.7	4	0	1	0	0	5	5.7	
PRAIRIE VIEW A&M	11/19/16	*	24	4-8	.500	0-1	.000	1-4	.250	1	5	6	2.8	0	3	0	0	1	9	6.5	
at Lamar	11/22/16	*	22	3-7	.429	0-2	.000	1-2	.500	0	4	4	3.0	3	1	2	0	0	7	6.6	
TEXAS STATE	11/25/16	*	20	1-5	.200	0-0	.000	2-2	1.000	1	3	4	3.2	3	0	5	1	0	4	6.2	
at Cal Poly	12/01/16	*	20	1-5	.200	0-1	.000	2-4	.500	0	3	3	3.1	1	0	2	0	0	4	5.9	
at Utah Valley	12/03/16	*	11	2-6	.333	0-2	.000	1-2	.500	1	0	1	2.9	0	1	0	0	0	5	5.8	
at Texas Tech	12/07/16		17	2-7	.286	0-0	.000	0-0	.000	1	2	3	2.9	4	0	3	0	0	4	5.6	
SOUTHEASTERN OKLAH	12/10/16		12	2-5	.400	0-1	.000	0-0	.000	1	0	1	2.7	1	3	2	0	1	4	5.4	
at Texas A&M-Corpus Chri	12/18/16		9	2-3	.667	0-1	.000	1-5	.200	0	2	2	2.6	0	0	1	0	0	5	5.4	
UTAH VALLEY	12/21/16		2	0-0	.000	0-0	.000	0-0	.000	0	0	0	2.4	0	0	0	0	0	0	4.9	
EAST CENTRAL	12/29/16		3	0-0	.000	0-0	.000	0-0	.000	0	0	0	2.2	1	0	0	0	0	0	4.5	
UTEP	01/01/17		dnp	-	-	-	-	-	-	-	-	-	-	-	-	-	-	-	-	-	
at Southern Miss	01/05/17		3	0-3	.000	0-1	.000	0-0	.000	0	0	0	2.1	1	0	0	0	0	0	4.2	
Totals			6	202	22-66	.333	3-14	.214	12-30	.400	7	22	29	2.1	23	8	21	1	5	59	4.2

Games played: 14
Minutes/game: 14.4
Points/game: 4.2
FG Pct: 33.3
3FG Pct: 21.4
FT Pct: 40.0

Rebounds/game: 2.1
Assists/game: 0.6
Turnovers/game: 1.5
Assist/turnover ratio: 0.4
Steals/game: 0.4
Blocks/game: 0.1

UTSA Men's Basketball Game Notes



Season Highs

- **Points**
5, at Texas Tech (12/07/16)
- **Field Goals Made**
2, at Texas Tech (12/07/16)
- **Field Goals Attempted**
4, at Southern Miss (01/05/17)
- **3-point Field Goals Made**
1, at Texas Tech (12/07/16)
- **3-point Field Goals Attempted**
3, at Southern Miss (01/05/17)
- **Free Throws Made**
1 (2x), last at A&M-Corpus Christi (12/18/16)
- **Free Throws Attempted**
2, vs. Southeastern Okla. State (12/10/16)
- **Rebounds**
3, vs. Southeastern Okla. State (12/10/16)
- **Assists**
1, vs. East Central (12/29/16)
- **Steals**
1, vs. East Central (12/29/16)
- **Blocks**
—
- **Minutes**
16, vs. Southeastern Okla. State (12/10/16)

24 • Mitar Stanojevic

6-7 • 210 • Fr.-HS • Forward • Belgrade, Serbia (CYM [Texas] Academy)

Player Notes

Has appeared in 11 games off the bench this season ... made his UTSA debut at Oregon State (Nov. 13) ... scored five points in a season-high 13 minutes off the bench at Texas Tech (Dec. 7) for his first points as a Roadrunner ... averaged 18 points and seven rebounds per game in 2015-16 at Creating Young Minds Academy in Plano, Texas, for head coach Mathis Crowder ... playing against prep schools and junior colleges, he helped lead CYM to more than 30 wins and capped the season by leading the squad to the Texas Christian Athletic League (TCAL) National Division State Championship ... averaged 24 points and 10 rebounds during the tournament and earned MVP honors ... also led the team to the Gold Division Championship of the Lone Star Challenge Varsity Elite Blue event when he averaged 28 points and 12 rebounds along with a runner-up finish in the NY2LA Lone Star Invitational Platinum Bracket Open Division with averages of 21 points and 10 boards ... prior to his arrival in the states he played for the Vizura Shark club in his hometown of Belgrade, Serbia, for four years under coaches Bojan Simanic and Pavle Vujovic.

Career Stats

Season	gp-gs	min/avg	Total		3-Point		F-Throws		Rebounds				Scoring							
			fg-fga	pct	fg-fga	pct	ft-fa	pct	off	def	tot	avg	pf	fo	ast	to	blk	stl	pts	avg
2016-17	11-0	79/7.2	4-13	.308	1-7	.143	2-3	.667	6	9	15	1.4	7	0	1	8	0	1	11	1.0
TOTAL	11-0	79/7.2	4-13	.308	1-7	.143	2-3	.667	6	9	15	1.4	7	0	1	8	0	1	11	1.0

Stanojevic's 2016-17 Game-by-Game

Opponent	Date	gs	min	Total		3-Pointers		Free throws		Rebounds				pf	a	t/o	blk	stl	pts	avg
				fg-fga	pct	3fg-fga	pct	ft-fa	pct	off	def	tot	avg							
at Fresno State	11/11/16		dnp	-	-	-	-	-	-	-	-	-	-	-	-	-	-	-	-	-
at Oregon State	11/13/16	1	0-0	.000	0-0	.000	0-0	.000	0	0	0	0.0	0	0	0	0	0	0	0	0.0
at UIC	11/16/16		dnp	-	-	-	-	-	-	-	-	-	-	-	-	-	-	-	-	-
PRAIRIE VIEW A&M	11/19/16		dnp	-	-	-	-	-	-	-	-	-	-	-	-	-	-	-	-	-
at Lamar	11/22/16		dnp	-	-	-	-	-	-	-	-	-	-	-	-	-	-	-	-	-
TEXAS STATE	11/25/16	10	0-0	.000	0-0	.000	0-0	.000	1	1	2	1.0	1	0	1	0	0	0	0	0.0
at Cal Poly	12/01/16	5	0-1	.000	0-0	.000	0-0	.000	0	0	0	0.7	0	0	2	0	0	0	0	0.0
at Utah Valley	12/03/16	2	0-0	.000	0-0	.000	0-0	.000	1	0	1	0.8	1	0	1	0	0	0	0	0.0
at Texas Tech	12/07/16	13	2-3	.667	1-2	.500	0-0	.000	1	1	2	1.0	0	0	0	0	0	0	5	1.0
SOUTHEASTERN OKLAH	12/10/16	16	1-1	1.000	0-0	.000	1-2	.500	0	3	3	1.3	2	0	1	0	0	3	1.3	
at Texas A&M-Corpus Chri	12/18/16	10	1-2	.500	0-1	.000	1-1	1.000	1	1	2	1.4	0	0	1	0	0	3	1.6	
UTAH VALLEY	12/21/16	6	0-1	.000	0-0	.000	0-0	.000	1	1	2	1.5	1	0	1	0	0	0	1.4	
EAST CENTRAL	12/29/16	5	0-1	.000	0-1	.000	0-0	.000	1	1	2	1.6	0	1	0	0	1	0	1.2	
UTEP	01/01/17	4	0-0	.000	0-0	.000	0-0	.000	0	0	0	1.4	1	0	0	0	0	0	1.1	
at Southern Miss	01/05/17	7	0-4	.000	0-3	.000	0-0	.000	0	1	1	1.4	1	0	1	0	0	0	1.0	
Totals		0	79	4-13	.308	1-7	.143	2-3	.667	6	9	15	1.4	7	1	8	0	1	11	1.0

Games played: 11
 Minutes/game: 7.2
 Points/game: 1.0
 FG Pct: 30.8
 3FG Pct: 14.3
 FT Pct: 66.7

Rebounds/game: 1.4
 Assists/game: 0.1
 Turnovers/game: 0.7
 Assist/turnover ratio: 0.1
 Steals/game: 0.1

UTSA Men's Basketball Game Notes



Season Highs

- **Points**
17 (2x), last at Utah Valley (12/03/16)
- **Field Goals Made**
6 (2x), last at Utah Valley (12/03/16)
- **Field Goals Attempted**
11 (2x), last at Utah Valley (12/03/16)
- **3-point Field Goals Made**
2, at Utah Valley (12/03/16)
- **3-point Field Goals Attempted**
4, vs. Prairie View A&M (11/19/16)
- **Free Throws Made**
4, at Fresno State (11/11/16)
- **Free Throws Attempted**
6, at Fresno State (11/11/16)
- **Rebounds**
14, at Fresno State (11/11/16)
- **Assists**
4, at Utah Valley (12/03/16)
- **Steals**
2, vs. Prairie View A&M (11/19/16)
- **Blocks**
1 (6x), last vs. Utah Valley (12/21/16)
- **Minutes**
35, at Lamar (11/22/16)

Career Highs

- **Points**
17 (2x), last at Utah Valley (12/03/16)
- **Field Goals Made**
6 (2x), last at Utah Valley (12/03/16)
- **Field Goals Attempted**
12, at Creighton (11/17/15)
- **3-point Field Goals Made**
2, at Utah Valley (12/03/16)
- **3-point Field Goals Attempted**
4, vs. Prairie View A&M (11/19/16)
- **Free Throws Made**
4 (2x), last at Fresno State (11/11/16)
- **Free Throws Attempted**
6 (2x), at Fresno State (11/11/16)
- **Rebounds**
14, at Fresno State (11/11/16)
- **Assists**
4, at Utah Valley (12/03/16)
- **Steals**
2 (3x), last vs. Prairie View A&M (11/19/16)
- **Blocks**
2 (2x), at Charlotte (02/25/16)
- **Minutes**
35, at Lamar (11/22/16)

25 • Nick Allen

6-8 • 205 • So.-1L • Forward • Surprise, Ariz. (Willow Canyon HS)

Player Notes

Has started all 15 games this season ...his 4.9 rebounds per game rank third on the team ... tied for tops on the team with a pair of double-doubles this season ... recorded his first career double-double in the season opener at Fresno State (Nov. 11) with career highs of 17 points and 14 rebounds ... added a double-double of 11 points and 13 rebounds at Lamar (Nov. 22) ... tied his career high with 17 points at Utah Valley (Dec. 3) ... appeared in 31 games with 14 starts to begin the season and averaged 4.1 points and 2.9 rebounds per game in 2015-16 ... became the first UTSA freshman to start his collegiate debut since Jeromie Hill in 2010 when he cracked the starting lineup in the season opener at Loyola-Chicago (Nov. 13) ... shot 45.5 percent from the floor on the year and connected on seven 3-pointers ... scored in double figures four times, including a pair of 11-point outings against Creighton (Nov. 17) and Texas A&M-Corpus Christi (Dec. 12).

Career Stats

Season	gp-gs	min/avg	Total		3-Point		F-Throws		Rebounds					Scoring						
			fg-fga	pct	fg-fga	pct	ft-fa	pct	off	def	tot	avg	pf	fo	ast	to	blk	stl	pts	avg
2015-16	31-14	501/16.2	50-110	.455	7-26	.269	20-31	.645	22	69	91	2.9	84	6	24	45	10	12	127	4.1
2016-17	15-15	328/21.9	36-86	.419	5-22	.227	13-17	.765	22	51	73	4.9	43	4	15	27	6	5	90	6.0
TOTAL	46-29	829/18.0	86-196	.439	12-48	.250	33-48	.688	44	120	164	3.6	127	10	39	72	16	17	217	4.7

Allen's 2016-17 Game-by-Game

Opponent	Date	gs	min	Total		3-Pointers		Free throws		Rebounds				pf	a	t/o	blk	stl	pts	avg	
				fg-fga	pct	3fg-fga	pct	ft-fa	pct	off	def	tot	avg								
at Fresno State	11/11/16	*	29	6-10	.600	1-2	.500	4-6	.667	7	7	14	14.0	3	1	2	0	0	17	17.0	
at Oregon State	11/13/16	*	27	1-5	.200	0-1	.000	0-0	.000	2	3	5	9.5	4	0	3	1	0	2	9.5	
at UIC	11/16/16	*	19	3-11	.273	1-3	.333	1-2	.500	2	2	4	7.7	5	0	3	1	0	8	9.0	
PRAIRIE VIEW A&M	11/19/16	*	21	2-7	.286	0-4	.000	0-0	.000	0	4	4	6.8	5	0	1	1	2	4	7.8	
at Lamar	11/22/16	*	35	5-11	.455	0-3	.000	1-1	1.000	4	9	13	8.0	1	2	0	1	0	11	8.4	
TEXAS STATE	11/25/16	*	19	1-3	.333	0-0	.000	0-0	.000	0	5	5	7.5	2	1	4	0	1	2	7.3	
at Cal Poly	12/01/16	*	14	2-2	1.000	0-0	.000	0-0	.000	1	3	4	7.0	3	0	3	0	0	4	6.9	
at Utah Valley	12/03/16	*	32	6-11	.545	2-3	.667	3-4	.750	1	3	4	6.6	5	4	1	0	1	17	8.1	
at Texas Tech	12/07/16	*	21	2-4	.500	1-2	.500	0-0	.000	1	1	2	6.1	3	0	1	0	0	5	7.8	
SOUTHEASTERN OKLAH	12/10/16	*	24	1-8	.125	0-1	.000	2-2	1.000	3	1	4	5.9	1	2	2	0	0	4	7.4	
at Texas A&M-Corpus Chri	12/18/16	*	16	2-3	.667	0-1	.000	2-2	1.000	1	2	3	5.6	5	1	1	1	1	6	7.3	
UTAH VALLEY	12/21/16	*	12	1-4	.250	0-1	.000	0-0	.000	0	4	4	5.5	3	0	2	1	0	2	6.8	
EAST CENTRAL	12/29/16	*	14	0-0	.000	0-0	.000	0-0	.000	0	2	2	5.2	1	1	3	0	0	0	6.3	
UTEP	01/01/17	*	20	2-4	.500	0-1	.000	0-0	.000	0	1	1	4.9	2	3	0	0	0	4	6.1	
at Southern Miss	01/05/17	*	25	2-3	.667	0-0	.000	0-0	.000	0	4	4	4.9	0	1	0	0	0	4	6.0	
Totals			15	328	36-86	.419	5-22	.227	13-17	.765	22	51	73	4.9	43	15	27	6	5	90	6.0

Games played: 15
 Minutes/game: 21.9
 Points/game: 6.0
 FG Pct: 41.9
 3FG Pct: 22.7
 FT Pct: 76.5

Rebounds/game: 4.9
 Assists/game: 1.0
 Turnovers/game: 1.8
 Assist/turnover ratio: 0.6
 Steals/game: 0.3
 Blocks/game: 0.4

UTSA Men's Basketball Game Notes



Season Highs

- **Points**
3, at Oregon State (11/13/16)
- **Field Goals Made**
1, at Oregon State (11/13/16)
- **Field Goals Attempted**
2 (2x), last at Texas Tech (12/07/16)
- **3-point Field Goals Made**
1, at Oregon State (11/13/16)
- **3-point Field Goals Attempted**
2 (2x), last at Texas Tech (12/07/16)
- **Free Throws Made**
2, at Cal Poly (12/01/16)
- **Free Throws Attempted**
2 (2x), last at Cal Poly (12/01/16)
- **Rebounds**
2, vs. Texas State (11/25/16)
- **Assists**
1, vs. Utah Valley (12/21/16)
- **Steals**
—
- **Blocks**
vs. Texas State (11/25/16)
- **Minutes**
14, at Oregon State (11/13/16)

Career Highs

- **Points**
13, vs. WKU (02/04/16)
- **Field Goals Made**
4, vs. WKU (02/04/16)
- **Field Goals Attempted**
6, vs. WKU (02/04/16)
- **3-point Field Goals Made**
3, vs. WKU (02/04/16)
- **3-point Field Goals Attempted**
5, vs. WKU (02/04/16)
- **Free Throws Made**
4, vs. Rice (01/03/16)
- **Free Throws Attempted**
4, vs. Rice (01/03/16)
- **Rebounds**
5 (3x), last vs. Marshall (02/06/16)
- **Assists**
4, at Marshall (01/22/15)
- **Steals**
1 (6x), last vs. Florida Atlantic (01/23/16)
- **Blocks**
2 (4x), last vs. Florida Atlantic (01/23/16)
- **Minutes**
35, vs. Rice (01/03/16)

32 • James Ringholt

6-10 • 230 • Jr.-2L • Center • Brisbane, Australia (Brisbane Boys' College)

Player Notes

Has appeared in eight games off the bench this season ... made his season debut and hit a 3-pointer at Oregon State (Nov. 13) ... pulled down a pair of rebounds and registered a block in the win over Texas State (Nov. 25) ... saw action in 25 contests with the first 12 starts of his career and averaged 1.8 points and 1.6 rebounds per game last season ... contributed 2.1 points and 2.0 boards per outing during Conference USA action ... registered a career-high 13 points behind three 3-pointers against WKU (Feb. 4) ... also hit a pair of triples in the win at Southern Utah (Nov. 21) ... tied a career high with five boards against Rice (Jan. 3) and Marshall (Feb. 6).

Career Stats

Season	gp-gs	min/avg	Total		3-Point		F-Throws		Rebounds				Scoring							
			fg-fga	pct	fg-fga	pct	ft-fa	pct	off	def	tot	avg	pf	fo	ast	to	blk	stl	pts	avg
2014-15	28-0	284/10.1	13-41	.317	11-35	.314	2-7	.286	5	40	45	1.6	38	1	10	13	12	4	39	1.4
2015-16	25-12	284/11.4	14-39	.359	9-33	.273	9-12	.750	5	34	39	1.6	22	0	8	8	9	2	46	1.8
2016-17	8-0	44/5.5	1-4	.250	1-4	.250	2-4	.500	0	5	5	0.6	5	0	1	0	1	0	5	0.6
TOTAL	61-12	612/10.0	28-84	.333	21-72	.292	13-23	.565	10	79	89	1.5	65	1	19	21	22	6	90	1.5


Ringholt's 2016-17 Game-by-Game

Opponent	Date	gs	min	Total fg-fga	pct	3-Pointers 3fg-fga	pct	Free throws ft-fa	pct	Rebounds off	def	tot	avg	pf	a	t/o	blk	stl	pts	avg	
at Fresno State	11/11/16	—	dnp	—	—	—	—	—	—	—	—	—	—	—	—	—	—	—	—	—	
at Oregon State	11/13/16	—	14	1-2	.500	1-2	.500	0-0	.000	0	0	0	0.0	2	0	0	0	0	3	3.0	
at UIC	11/16/16	—	7	0-0	.000	0-0	.000	0-2	.000	0	1	1	0.5	1	0	0	0	0	0	1.5	
PRAIRIE VIEW A&M	11/19/16	—	dnp	—	—	—	—	—	—	—	—	—	—	—	—	—	—	—	—	—	
at Lamar	11/22/16	—	dnp	—	—	—	—	—	—	—	—	—	—	—	—	—	—	—	—	—	
TEXAS STATE	11/25/16	—	6	0-0	.000	0-0	.000	0-0	.000	0	2	2	1.0	0	0	0	1	0	0	1.0	
at Cal Poly	12/01/16	—	2	0-0	.000	0-0	.000	2-2	1.000	0	1	1	1.0	0	0	0	0	0	2	1.3	
at Utah Valley	12/03/16	—	dnp	—	—	—	—	—	—	—	—	—	—	—	—	—	—	—	—	—	
at Texas Tech	12/07/16	—	8	0-2	.000	0-2	.000	0-0	.000	0	0	0	0.8	1	0	0	0	0	0	1.0	
SOUTHEASTERN OKLAH	12/10/16	—	2	0-0	.000	0-0	.000	0-0	.000	0	1	1	0.8	0	0	0	0	0	0	0.8	
at Texas A&M-Corpus Chri	12/18/16	—	3	0-0	.000	0-0	.000	0-0	.000	0	0	0	0.7	1	0	0	0	0	0	0.7	
UTAH VALLEY	12/21/16	—	2	0-0	.000	0-0	.000	0-0	.000	0	0	0	0.6	0	1	0	0	0	0	0.6	
EAST CENTRAL	12/29/16	—	dnp	—	—	—	—	—	—	—	—	—	—	—	—	—	—	—	—	—	
UTEP	01/01/17	—	dnp	—	—	—	—	—	—	—	—	—	—	—	—	—	—	—	—	—	
at Southern Miss	01/05/17	—	dnp	—	—	—	—	—	—	—	—	—	—	—	—	—	—	—	—	—	
Totals			0	44	1-4	.250	1-4	.250	2-4	.500	0	5	5	0.6	5	1	0	1	0	5	0.6

Games played: 8
 Minutes/game: 5.5
 Points/game: 0.6
 FG Pct: 25.0
 3FG Pct: 25.0
 FT Pct: 50.0

Rebounds/game: 0.6
 Assists/game: 0.1
 Assist/turnover ratio: 99.9
 Blocks/game: 0.1

UTSA Men's Basketball Game Notes



Season Highs

- **Points**
29, vs. Southeastern Okla. State (12/10/16)
- **Field Goals Made**
10, vs. Southeastern Okla. State (12/10/16)
- **Field Goals Attempted**
17 (2x), last vs. Southeastern Okla. State (12/10/16)
- **3-point Field Goals Made**
6, vs. Southeastern Okla. State (12/10/16)
- **3-point Field Goals Attempted**
12, vs. Southeastern Okla. State (12/10/16)
- **Free Throws Made**
9, vs. UTEP (01/01/17)
- **Free Throws Attempted**
9, vs. UTEP (01/01/17)
- **Rebounds**
5 (2x), last at Texas Tech (12/07/16)
- **Assists**
1 (4x), last vs. UTEP (01/01/17)
- **Steals**
3, vs. Southeastern Okla. State (12/10/16)
- **Blocks**
1 (7x), last vs. UTEP (01/01/17)
- **Minutes**
27, at Utah Valley (12/03/16)

Career Highs

- **Points**
29, vs. Southeastern Okla. State (12/10/16)
- **Field Goals Made**
10, vs. Southeastern Okla. State (12/10/16)
- **Field Goals Attempted**
17 (2x), last vs. Southeastern Okla. State (12/10/16)
- **3-point Field Goals Made**
6, vs. Southeastern Okla. State (12/10/16)
- **3-point Field Goals Attempted**
12, vs. Southeastern Okla. State (12/10/16)
- **Free Throws Made**
9, vs. UTEP (01/01/17)
- **Free Throws Attempted**
9, vs. UTEP (01/01/17)
- **Rebounds**
5 (3x), last at Texas Tech (12/07/16)
- **Assists**
2, at Loyola-Chicago (11/13/15)
- **Steals**
3, vs. Southeastern Okla. State (12/10/16)
- **Blocks**
1 (10x), last vs. UTEP (01/01/17)
- **Minutes**
27, at Utah Valley (12/03/16)

34 • Nick Billingsley

6-4 • 185 • Sr.-1L • Guard • Omaha, Neb. (Central HS/New Mexico JC)

Player Notes

Has appeared in 12 games off the bench this season and his 11.1 ppg rank second on the team ... averaging 15.6 ppg over his last seven games ... led the team in scoring five times ... has scored in double figures seven times, including each of his last five games ... leads the squad with 24 3-pointers ... scored a career-high 29 points in 23 minutes against Southeastern Oklahoma State (Dec. 10) ... notched career bests of 10 field goals and six 3-pointers in the contest ... added 21 points at Utah Valley (Dec. 3) ... scored a team-high 17 points in 16 minutes in his season debut at Illinois-Chicago (Nov. 16) ... made 23 appearances with one start and averaged 4.7 points and 1.7 rebounds per game in 2015-16 ... shot 41.5 percent from the floor and 71.9 percent from the free-throw line ... averaged 5.9 points and 1.8 boards per outing in Conference USA action ... scored a season-high 19 points on 8-of-12 shooting in just 17 minutes at UTEP (March 5).

Career Stats

Season	gp-gs	min/avg	Total		3-Point		F-Throws		Rebounds				Scoring							
			fg-fga	pct	fg-fga	pct	ft-fa	pct	off	def	tot	avg	pf	fo	ast	to	blk	stl	pts	avg
2015-16	23-1	244/10.6	39-94	.415	7-28	.250	23-32	.719	9	30	39	1.7	36	0	5	22	3	8	108	4.7
2016-17	12-0	181/15.1	42-108	.389	24-63	.381	25-30	.833	7	29	36	3.0	24	0	4	20	7	5	133	11.1
TOTAL	35-1	425/12.1	81-202	.401	31-91	.341	48-62	.774	16	59	75	2.1	60	0	9	42	10	13	241	6.9

Billingsley's 2016-17 Game-by-Game

Opponent	Date	gs	min	Total		3-Pointers		Free throws		Rebounds				pf	a	t/o	blk	stl	pts	avg
				fg-fga	pct	3fg-fga	pct	ft-fa	pct	off	def	tot	avg							
at Fresno State	11/11/16		dnp	-	-	-	-	-	-	-	-	-	-	-	-	-	-	-	-	-
at Oregon State	11/13/16		dnp	-	-	-	-	-	-	-	-	-	-	-	-	-	-	-	-	-
at UIC	11/16/16	16	4-8	.500	2-4	.500	7-7	1.000	1	0	1	1.0	3	0	3	1	0	17	17.0	
PRAIRIE VIEW A&M	11/19/16	12	0-5	.000	0-1	.000	0-0	.000	2	1	3	2.0	2	0	0	0	0	8.5		
at Lamar	11/22/16	7	0-3	.000	0-2	.000	2-2	1.000	0	0	0	1.3	0	0	0	0	0	2	6.3	
TEXAS STATE	11/25/16	2	1-2	.500	1-2	.500	0-0	.000	0	1	1	1.3	0	0	0	0	0	3	5.5	
at Cal Poly	12/01/16	6	1-4	.250	0-1	.000	0-0	.000	0	1	1	1.2	1	0	0	0	0	2	4.8	
at Utah Valley	12/03/16	27	8-17	.471	4-9	.444	1-2	.500	3	2	5	1.8	2	0	2	1	1	21	7.5	
at Texas Tech	12/07/16	11	1-4	.250	1-3	.333	0-0	.000	0	5	5	2.3	0	0	2	1	0	3	6.9	
SOUTHEASTERN OKLAH	12/10/16	23	10-17	.588	6-12	.500	3-6	.500	0	3	3	2.4	3	0	2	1	3	29	9.6	
at Texas A&M-Corpus Chri	12/18/16	17	5-12	.417	3-10	.300	0-0	.000	0	4	4	2.6	3	1	3	1	0	13	10.0	
UTAH VALLEY	12/21/16	18	3-12	.250	1-5	.200	3-4	.750	1	5	6	2.9	3	1	3	0	1	10	10.0	
EAST CENTRAL	12/29/16	19	6-14	.429	4-9	.444	0-0	.000	0	3	3	2.9	4	1	2	1	0	16	10.5	
UTEP	01/01/17	23	3-10	.300	2-5	.400	9-9	1.000	0	4	4	3.0	3	1	3	1	0	17	11.1	
at Southern Miss	01/05/17		dnp	-	-	-	-	-	-	-	-	-	-	-	-	-	-	-	-	
Totals		0	181	42-108	.389	24-63	.381	25-30	.833	7	29	36	3.0	24	4	20	7	5	133	11.1

Games played: 12
 Minutes/game: 15.1
 Points/game: 11.1
 FG Pct: 38.9
 3FG Pct: 38.1
 FT Pct: 83.3

Rebounds/game: 3.0
 Assists/game: 0.3
 Turnovers/game: 1.7
 Assist/turnover ratio: 0.2
 Steals/game: 0.4
 Blocks/game: 0.6

UTSA Men's Basketball Game Notes

Official Basketball Box Score -- Game Totals -- Final Statistics UTSA vs Fresno State 11/11/16 7 pm at Fresno, Calif. (Save Mart Center)

UTSA 66 • 0-1

#	Player	Total			3-Ptr			Rebounds			PF	TP	A	TO	Blk	Stl	Min
		FG-FGA	FG-FGA	FT-FTA	FG-FGA	FG-FGA	FT-FTA	Off	Def	Tot							
01	BEVERLY, Jeff	f	5-14	1-4	3-6	5	3	8	5	14	0	4	0	0	0	17	
25	ALLEN, Nick	f	6-10	1-2	4-6	7	7	14	3	17	1	2	0	0	0	29	
02	HARRIS, J.R.	g	3-15	0-10	0-0	0	3	3	2	6	1	2	0	0	1	28	
05	DE NICOLAO, Giovanni	g	4-8	2-4	1-2	1	1	2	5	11	3	5	0	0	1	23	
13	FROHNEN, Byron	g	5-9	0-1	1-5	4	7	11	3	11	2	0	0	0	1	31	
03	LITTLES, Gino	g	0-4	0-1	2-4	0	1	1	2	2	3	3	0	0	0	22	
11	KARRER, Austin	g	0-0	0-0	0-0	2	2	4	1	0	1	1	0	0	1	15	
15	O'BRIEN, Lucas	g	1-5	0-1	0-0	3	3	6	2	2	0	0	0	0	0	18	
20	WILLBORN III, George	g	1-5	1-2	0-0	1	2	3	1	3	0	3	0	0	0	17	
	Team					2	1	3									
	Totals		25-70	5-25	11-23	25	30	55	24	66	11	20	0	4	200		

FG % 1st Half: 10-29 34.5% 2nd half: 15-41 36.6% Game: 25-70 35.7%
 3FG % 1st Half: 2-15 13.3% 2nd half: 3-10 30.0% Game: 5-25 20.0%
 FT % 1st Half: 1-4 25.0% 2nd half: 10-19 52.6% Game: 11-23 47.8%

Fresno State 69 • 1-0

#	Player	Total			3-Ptr			Rebounds			PF	TP	A	TO	Blk	Stl	Min
		FG-FGA	FG-FGA	FT-FTA	FG-FGA	FG-FGA	FT-FTA	Off	Def	Tot							
03	WATSON, Paul	f	5-13	2-6	5-6	0	4	4	4	17	2	2	0	1	35		
13	RUSSO, Cullen	f	6-10	1-3	10-12	1	9	10	3	23	2	2	2	1	36		
34	CARTER II, Terrell	c	1-3	0-0	2-3	0	0	0	2	4	0	0	0	0	17		
01	HOPKINS, Jaron	g	3-10	0-0	1-2	0	6	6	2	7	5	2	0	5	30		
05	TAYLOR, Jahmel	g	3-4	3-4	0-2	0	2	2	4	9	1	1	0	2	22		
00	MCADOWELL-WHITE, D.	g	0-1	0-1	0-0	0	0	0	0	0	0	0	0	0	2		
10	MCWILLIAMS, Johnny	g	0-3	0-3	1-2	0	0	0	1	1	0	1	0	1	11		
11	WILLIAMS, Bryson	g	1-1	0-0	0-0	1	2	3	2	0	2	0	0	0	14		
20	BITTNER, Sam	g	0-0	0-0	0-0	0	0	0	1	0	0	0	0	0	6		
21	TAYLOR, Deshon	g	1-4	0-1	4-6	1	3	4	2	6	1	1	0	4	25		
32	GRIMES, Nate	g	0-0	0-0	0-0	0	0	0	0	0	0	0	0	0	2		
	Team					0	1	1									
	Totals		20-49	6-18	23-33	3	27	30	22	69	11	11	2	14	200		

FG % 1st Half: 9-26 34.6% 2nd half: 11-23 47.8% Game: 20-49 40.8%
 3FG % 1st Half: 2-10 20.0% 2nd half: 4-8 50.0% Game: 6-18 33.3%
 FT % 1st Half: 8-12 66.7% 2nd half: 15-21 71.4% Game: 23-33 69.7%

Officials: Brad Ferrie, Ronnie Hernandez, Brady Chellette
 Technical fouls: UTSA-None. Fresno State-None.
 Attendance: 6088

Score by periods	1st	2nd	Total	Points	In	Off	2nd	Fast	Bench
UTSA	23	43	66	UTSA	28	6	25	2	7
Fresno State	28	41	69	FS	16	19	6	6	9

Last FG - UTSA 2nd-00:05, FS 2nd-00:55.
 Largest lead - UTSA by 1 1st-18:12, FS by 15 2nd-08:27.
 UTSA led for 00:17, FS led for 38:28. Game was tied for 01:15.
 Score tied - 1 time.
 Lead changed - 2 times.

Official Basketball Box Score -- Game Totals -- Final Statistics UTSA vs Oregon State 11/13/16 2 pm at Corvallis, Ore. (Gill Coliseum)

UTSA 64 • 0-2

#	Player	Total			3-Ptr			Rebounds			PF	TP	A	TO	Blk	Stl	Min
		FG-FGA	FG-FGA	FT-FTA	FG-FGA	FG-FGA	FT-FTA	Off	Def	Tot							
01	BEVERLY, Jeff	f	4-14	1-5	3-3	1	3	4	5	12	2	1	0	0	0	25	
25	ALLEN, Nick	f	1-5	0-1	0-0	2	3	5	4	2	0	3	1	0	0	27	
02	HARRIS, J.R.	g	3-5	1-1	1-2	1	0	1	0	8	0	0	0	1	6		
05	DE NICOLAO, Giovanni	g	3-11	1-5	2-2	0	4	4	9	1	5	0	0	1	27		
13	FROHNEN, Byron	g	1-5	0-1	1-3	1	4	5	4	3	0	0	0	1	23		
03	LITTLES, Gino	g	1-4	0-0	3-4	2	3	5	1	5	1	5	1	0	25		
11	KARRER, Austin	g	1-2	1-2	0-0	1	1	2	1	3	0	0	0	0	14		
14	ALADE, Bola	g	0-0	0-0	0-0	0	0	0	0	0	0	0	0	0	0		
15	O'BRIEN, Lucas	g	3-6	0-0	4-4	4	2	6	5	10	0	0	1	0	12		
20	WILLBORN III, George	g	2-6	1-2	4-9	0	1	1	4	9	0	2	0	3	26		
24	STANOJEVIC, Mitar	g	0-0	0-0	0-0	0	0	0	0	0	0	0	0	0	1		
32	RINGHOLT, James	g	1-2	1-2	0-0	0	0	0	2	3	0	0	0	0	14		
	Team					0	5	5									
	Totals		20-60	6-19	18-27	12	26	38	30	64	8	12	2	8	200		

FG % 1st Half: 12-27 44.4% 2nd half: 8-33 24.2% Game: 20-60 33.3%
 3FG % 1st Half: 5-9 55.6% 2nd half: 1-10 10.0% Game: 6-19 31.6%
 FT % 1st Half: 8-12 66.7% 2nd half: 10-15 66.7% Game: 18-27 66.7%

Oregon State 72 • 2-0

#	Player	Total			3-Ptr			Rebounds			PF	TP	A	TO	Blk	Stl	Min
		FG-FGA	FG-FGA	FT-FTA	FG-FGA	FG-FGA	FT-FTA	Off	Def	Tot							
03	Tinkle, Tres	f	7-18	1-5	11-16	1	11	12	2	26	4	2	2	2	38		
12	Eubanks, Drew	f	5-8	0-0	3-3	1	4	5	4	13	2	2	1	0	29		
05	N'diaye, Cheikh	c	0-1	0-0	0-2	1	4	5	2	0	0	1	1	0	15		
02	Stacy, Ronnie	g	0-1	0-0	2-2	1	1	2	3	2	1	4	0	0	18		
24	Manuel, Kendal	g	1-1	1-1	1-2	0	0	1	4	0	0	0	0	0	13		
00	McLaughlin, JaQuori	g	4-11	1-4	4-6	1	2	3	13	1	3	1	2	30			
13	Dew, Keondre	g	1-7	0-0	1-4	2	5	7	4	3	3	0	1	1	23		
15	Sanders, Tanner	g	0-0	0-0	0-0	0	0	0	0	0	0	0	1	0	16		
22	Muller, Daine	g	2-2	2-2	0-0	0	0	0	6	1	0	0	0	0	6		
25	Rakocvic, Gligorije	g	1-2	0-0	0-0	1	0	1	2	0	0	0	0	0	2		
35	Dahlen, Matt	g	1-1	0-0	1-2	0	3	4	3	0	2	1	0	0	10		
	Team					2	3	5									
	Totals		22-52	5-12	23-37	10	33	43	24	72	12	15	7	6	200		

FG % 1st Half: 9-27 33.3% 2nd half: 13-25 52.0% Game: 22-52 42.3%
 3FG % 1st Half: 1-6 16.7% 2nd half: 4-6 66.7% Game: 5-12 41.7%
 FT % 1st Half: 10-14 71.4% 2nd half: 13-23 56.5% Game: 23-37 62.2%

Officials: David Hall, Michael Greenstein, Nate Harris
 Technical fouls: UTSA-None. Oregon State-None.
 Attendance: 4070

Score by periods	1st	2nd	Total	Points	In	Off	2nd	Fast	Bench
UTSA	37	27	64	UTSA	24	12	15	4	30
Oregon State	29	43	72	OSU	28	9	7	4	27

Last FG - UTSA 2nd-03:30, OSU 2nd-00:59.
 Largest lead - UTSA by 10 1st-01:07, OSU by 11 2nd-07:50.
 UTSA led for 13:44, OSU led for 22:39. Game was tied for 03:37.
 Score tied - 7 times.
 Lead changed - 4 times.

Official Basketball Box Score -- Game Totals -- Final Statistics UTSA vs UIC 11/16/16 7 pm at Chicago, Ill. (UIC Pavilion)

UTSA 78 • 0-3

#	Player	Total			3-Ptr			Rebounds			PF	TP	A	TO	Blk	Stl	Min
		FG-FGA	FG-FGA	FT-FTA	FG-FGA	FG-FGA	FT-FTA	Off	Def	Tot							
1	BEVERLY, Jeff	*	4-11	0-2	6-10	2	5	7	3	14	2	2	0	2	33		
13	FROHNEN, Byron	*	3-5	0-1	3-5	4	3	7	1	9	2	4	1	0	32		
20	WILLBORN III, George	*	2-6	1-1	0-2	1	0	1	4	5	0	1	0	3	16		
25	ALLEN, Nick	*	3-11	1-3	1-2	2	2	4	5	8	0	3	1	0	19		
5	DE NICOLAO, Giovanni	*	3-8	0-1	3-4	0	2	2	5	9	3	3	0	0	22		
11	KARRER, Austin	*	1-4	1-2	0-0	3	2	5	4	3	1	0	0	0	14		
14	ALADE, Bola	*	0-0	0-0	0-0	0	0	0	0	2	0	1	0	0	1		
15	O'BRIEN, Lucas	*	2-4	0-0	2-2	1	2	3	4	6	0	2	0	0	12		
3	LITTLES, Gino	*	2-5	1-2	2-2	0	0	0	4	7	2	4	0	1	26		
32	RINGHOLT, James	*	0-0	0-0	0-2	0	1	1	1	0	0	0	0	0	7		
34	BILLINGSLEY, Nick	*	4-8	2-4	7-7	1	0	1	3	17	0	3	1	0	16		
	Team					4	2	6									
	Totals		24-62	6-16	24-36	18	19	37	36	78	11	22	3	7	200		

FG % 1st Half: 10-28 35.7% 2nd half: 14-34 41.2% Game: 24-62 38.7%
 3FG % 1st Half: 2-8 25.0% 2nd half: 4-8 50.0% Game: 6-16 37.5%
 FT % 1st Half: 10-15 66.7% 2nd half: 14-21 66.7% Game: 24-36 66.7%

UIC 86 • 1-1

#	Player	Total			3-Ptr			Rebounds			PF	TP	A	TO	Blk	Stl	Min
		FG-FGA	FG-FGA	FT-FTA	FG-FGA	FG-FGA	FT-FTA	Off	Def	Tot							
10	DIXSON, Dikembe	*	10-18	1-2	10-15	1	8	9	0	31	0	4	0	5	34		
2	SANTOS, K.J.	*	2-5	0-2	1-2	3	3	6	5	5	2	0	0	0	14		
21	ODIASE, Tai	*	2-8	0-0	0-2	2	2	4	5	4	0	1	8	0	21		
23	OTTEY, Marcus	*	3-4	0-0	9-10	1	1	2	1	15	2	1	0	1	23		
5	FERGUSON, Tarkus	*	3-5	2-4	5-6	2	4	6	2	13	2	6	0	1	30		
0	MATTHEWS, Dominique	*	1-3	0-1	0-0	0	3	3	2	2	1	2	0	0	15		
1	KOLAWOLE, Michael	*	1-2	0-1	1-2	0	0	0	0	3	0	1	0	0	9		
15	BOAHEN, Godwin	*	1-3	0-1	3-4	1	1	2	3	5	2	3	0	4	24		
22	GUICE, Kyle	*	1-3	1-3	0-0	0	3	3	4	3	0	1	0	1	13		
3	THOMAS																

UTSA Men's Basketball Game Notes

Official Basketball Box Score -- Game Totals -- Final Statistics UTSA vs Lamar 11/22/16 7 pm at Beaumont, TX (Montagne Center)

UTSA 58 • 1-4

##	Player	Total			3-Ptr			Rebounds			PF	TP	A	TO	Blk	Stl	Min
		FG-FGA	FG-FGA	FT-FTA	Off	Def	Tot	Off	Def	Tot							
01	BEVERLY, Jeff	f	7-13	0-2	3-3	0	2	2	2	17	0	0	1	0	0	27	
25	ALLEN, Nick	f	5-11	0-3	1-1	4	9	13	1	11	2	0	1	0	0	35	
05	DE NICOLAO, Giovanni	g	4-10	1-3	0-0	1	2	3	5	9	8	3	0	1	0	32	
13	FROHNEN, Byron	g	1-7	0-1	0-1	0	3	3	2	2	1	1	0	0	0	32	
20	WILLBORN III, George	g	3-7	0-2	1-2	0	4	4	3	7	1	2	0	0	0	22	
03	LITTLES, Gino	g	1-3	1-2	0-0	0	3	3	1	3	0	2	0	0	0	17	
11	KARRER, Austin	g	0-0	0-0	0-0	0	2	2	3	0	0	1	0	0	0	14	
14	ALADE, Bola	g	0-0	0-0	0-0	0	0	0	1	0	0	1	0	0	0	1	
15	O'BRIEN, Lucas	g	1-4	0-2	5-6	1	4	5	1	7	0	1	0	0	0	13	
34	BILLINGSLEY, Nick	g	0-3	0-2	2-2	0	0	0	2	0	0	0	0	0	0	7	
	Team					1	1	2									
	Totals		22-58	2-17	12-15	7	30	37	19	58	12	11	2	1	0	200	

FG % 1st Half: 8-29 27.6% 2nd half: 14-29 48.3% Game: 22-58 37.9%
 3FG % 1st Half: 0-9 0.0% 2nd half: 2-8 25.0% Game: 2-17 11.8%
 FT % 1st Half: 5-7 71.4% 2nd half: 7-8 87.5% Game: 12-15 80.0%

Lamar 78 • 3-1

##	Player	Total			3-Ptr			Rebounds			PF	TP	A	TO	Blk	Stl	Min
		FG-FGA	FG-FGA	FT-FTA	Off	Def	Tot	Off	Def	Tot							
11	Nzeakor, Josh	f	1-4	0-0	0-4	0	7	7	3	2	0	1	1	0	0	17	
20	Owens, Marcus	f	5-9	2-6	0-0	0	7	7	2	12	1	1	0	3	0	38	
21	Weisbrod, Colton	f	5-8	0-0	3-3	2	6	8	4	13	1	1	1	0	0	26	
10	Noel, Torey	g	2-6	1-3	5-8	3	1	4	1	10	5	2	0	1	0	27	
23	Frenchwood, Joey	g	4-10	2-6	2-2	0	2	2	0	12	3	1	0	1	0	24	
02	Chatman, Dorian	g	1-5	0-1	1-2	4	4	8	3	4	0	3	3	1	0	31	
03	Garth, Nick	g	0-16	6-12	2-2	0	0	0	2	24	3	0	0	0	0	25	
04	McGee, Cameron	g	8-12	0-1	0-0	0	1	1	0	0	0	0	0	0	0	5	
13	Hubby, Terrance	g	0-0	0-0	0-0	0	0	0	0	0	0	0	0	0	0	1	
15	Atwood, Tyrin	g	0-0	0-0	0-0	0	0	0	0	1	0	0	0	0	0	2	
30	Albright, Christian	g	1-2	0-0	0-0	1	0	1	1	2	0	0	0	0	0	4	
	Team					1	4	5									
	Totals		27-62	11-29	13-21	11	32	43	17	78	17	8	5	8	0	200	

FG % 1st Half: 12-29 41.4% 2nd half: 15-33 45.5% Game: 27-62 43.5%
 3FG % 1st Half: 3-12 25.0% 2nd half: 8-17 47.1% Game: 11-29 37.9%
 FT % 1st Half: 5-12 41.7% 2nd half: 8-9 88.9% Game: 13-21 61.9%

Officials: Marques Pettigrew, Ryan Odoneal, Sheldon Tate
 Technical fouls: UTSA-None, Lamar-None.
 Attendance: 1865

Score by periods	1st	2nd	Total
UTSA	21	37	58
Lamar	32	46	78

Last FG - UTSA 2nd-02:35, LU 2nd-00:17.
 Largest lead - UTSA by 2 1st-18:42, LU by 20 2nd-00:17.
 UTSA led for 00:28. LU led for 36:24. Game was tied for 02:47.

Points	In	Off	2nd	Fast	Bench
UTSA	Paint	T/O	Chance	Break	
UTSA	34	9	6	8	12
LU	31	13	8	11	29

Score tied - 2 times.
 Lead changed - 1 time.

Official Basketball Box Score -- Game Totals -- Final Statistics Texas State vs UTSA 11/25/16 7:30 pm at San Antonio, Texas (Convocation Center)

Texas State 48 • 2-3

##	Player	Total			3-Ptr			Rebounds			PF	TP	A	TO	Blk	Stl	Min
		FG-FGA	FG-FGA	FT-FTA	Off	Def	Tot	Off	Def	Tot							
01	GILDER-TILBURY, K.	f	5-14	0-7	2-2	1	2	3	3	12	1	2	0	0	0	34	
03	MCCREA, Maljhum	f	3-5	0-0	0-0	3	6	9	3	6	0	3	1	0	0	23	
00	CONLEY, Bobby	g	1-11	1-8	1-2	2	3	5	1	4	0	0	0	0	0	30	
05	BLACK, Ojai	g	2-4	0-2	1-5	2	0	2	3	5	2	3	1	2	0	31	
22	PEARSON, Nijal	g	3-14	1-3	0-1	3	6	9	3	7	0	0	0	2	0	37	
02	JOSEPHS, Nathan	g	1-1	1-1	0-0	0	0	0	0	0	3	0	0	0	0	1	
04	JULIEN, Courtney	g	0-0	0-0	0-0	0	0	0	0	0	0	0	0	0	0	3	
10	BLOUNT, Tyler	g	1-2	1-2	0-0	0	1	1	0	3	1	0	0	0	0	6	
12	DUNCAN, Deris	g	0-1	0-1	0-0	0	0	0	0	0	0	0	0	0	0	3	
13	STARWOOD, Maxwell	g	1-2	0-0	0-0	1	0	1	2	2	0	0	0	0	0	3	
23	DAVIS, Marlin	g	0-2	0-2	2-3	0	2	2	1	2	0	1	0	0	0	13	
33	KING, Immanuel	g	1-3	0-0	2-6	0	0	0	0	3	4	0	0	0	0	10	
55	PRIOVIC, Nedeljko	g	0-1	0-1	0-0	0	0	0	2	0	2	0	0	0	0	6	
	Team					1	1	2									
	Totals		18-60	4-27	8-19	13	21	34	21	48	8	9	2	4	0	200	

FG % 1st Half: 8-31 25.8% 2nd half: 10-29 34.5% Game: 18-60 30.0%
 3FG % 1st Half: 0-12 0.0% 2nd half: 4-15 26.7% Game: 4-27 14.8%
 FT % 1st Half: 5-11 45.5% 2nd half: 3-8 37.5% Game: 8-19 42.1%

UTSA 63 • 2-4

##	Player	Total			3-Ptr			Rebounds			PF	TP	A	TO	Blk	Stl	Min
		FG-FGA	FG-FGA	FT-FTA	Off	Def	Tot	Off	Def	Tot							
01	BEVERLY, Jeff	f	5-8	2-2	10-10	2	4	6	3	22	0	2	0	0	0	24	
25	ALLEN, Nick	f	1-3	0-0	0-0	0	5	5	2	2	1	4	0	1	0	19	
05	DE NICOLAO, Giovanni	g	3-11	0-1	0-2	0	4	4	1	6	3	0	0	2	0	31	
13	FROHNEN, Byron	g	3-7	0-1	3-3	4	6	10	5	9	2	1	0	1	0	30	
20	WILLBORN III, George	g	1-5	0-0	2-2	1	3	4	3	4	0	5	1	0	0	20	
03	LITTLES, Gino	g	0-2	0-2	2-2	0	0	0	0	2	1	1	0	0	0	13	
11	KARRER, Austin	g	1-3	1-2	2-2	0	5	5	3	5	0	0	0	2	0	23	
14	ALADE, Bola	g	1-3	1-2	0-0	1	0	1	0	3	0	0	0	0	0	6	
15	O'BRIEN, Lucas	g	3-7	1-1	0-0	4	4	8	2	7	0	1	1	0	0	16	
24	STANOJEVIC, Mitar	g	0-0	0-0	0-0	1	2	1	0	0	1	0	0	0	0	10	
32	RINGHOLT, James	g	0-0	0-0	0-0	0	2	2	0	0	0	0	0	0	0	6	
34	BILLINGSLEY, Nick	g	1-2	1-2	0-0	0	1	1	0	3	0	0	0	0	0	2	
	Team					0	0	0									
	Totals		19-51	6-13	19-21	13	35	48	20	63	7	16	3	6	0	200	

FG % 1st Half: 11-29 37.9% 2nd half: 8-22 36.4% Game: 19-51 37.3%
 3FG % 1st Half: 5-8 62.5% 2nd half: 1-5 20.0% Game: 6-13 46.2%
 FT % 1st Half: 4-6 66.7% 2nd half: 15-15 100.0% Game: 19-21 90.5%

Officials: Brent Dugas, Nick Meyer, Jason Page
 Technical fouls: Texas State-None, UTSA-None.
 Attendance: 1057

Score by periods	1st	2nd	Total
Texas State	21	27	48
UTSA	31	32	63

Last FG - TXST 2nd-00:07, UTSA 2nd-00:25.
 Largest lead - TXST by 8 1st-10:18, UTSA by 20 2nd-04:14.
 TXST led for 13:36. UTSA led for 24:29. Game was tied for 01:55.

Points	In	Off	2nd	Fast	Bench
TXST	Paint	T/O	Chance	Break	
TXST	24	11	10	0	14
UTSA	26	11	11	0	20

Score tied - 2 times.
 Lead changed - 3 times.

Official Basketball Box Score -- Game Totals -- Final Statistics UTSA vs Cal Poly 12/01/16 8:05 pm at San Luis Obispo, CA (Mott Athletics Ctr)

UTSA 47 • 2-5

##	Player	Total			3-Ptr			Rebounds			PF	TP	A	TO	Blk	Stl	Min
		FG-FGA	FG-FGA	FT-FTA	Off	Def	Tot	Off	Def	Tot							
01	BEVERLY, Jeff	f	4-15	0-1	9-12	5	4	9	2	17	0	2	0	1	0	33	
25	ALLEN, Nick	f	2-2	0-0	0-0	1	3	4	3	4	0	3	0	0	0	14	
05	DE NICOLAO, Giovanni	g	2-4	0-0	0-1	0	4	4	5	4	1	3	0	0	0	15	
13	FROHNEN, Byron	g	2-5	0-0	3-3	5	4	9	2	7	0	1	1	1	0	32	
20	WILLBORN III, George	g	1-5	0-1	2-4	0	3	3	1	4	0	2	0	0	0	20	
03	LITTLES, Gino	g	0-3	0-2	0-2	0	5	5	0	0	2	2	0	0	0	29	
04	MASSIE, Kyle	g	0-5	0-5	0-0	1	0	1	0	0	0	0	0	0	0	4	
11	KARRER, Austin	g	1-4	1-3	1-2	1	3	4	4	0	1	0	1	0	0	25	
14	ALADE, Bola	g	0-0	0-0	1-2	0	0	0	0	1	0	0	0	0	0	5	
15	O'BRIEN, Lucas	g	1-3	0-1	0-0	1	0	1	1	2	0	1	0	0	0	10	
24	STANOJEVIC, Mitar	g	0-1	0-0	0-0	0	0	0	0	0	0	0	0	0	0	5	
32	RINGHOLT, James	g	0-0	0-0	2-2	0	1	1	0	2	0	0	0	0	0	2	
34	BILLINGSLEY, Nick	g	1-4	0-1	0-0	0	1	1	1	2	0	0	0	0	0	6	
	Team					0	1	1									
	Totals		14-51	1-14	18-28	14	29	43	18	47	3	17	1	6	0	200	

FG % 1st Half: 6-21 28.6% 2nd half: 8-30 26.7% Game: 14-51 27.5%
 3FG % 1st Half: 1-5 20.0% 2nd half: 0-9 0.0% Game: 1-14 7.1%
 FT % 1st Half: 6-10 60.0% 2nd half: 12-18 66.7% Game: 18-28 64.3%

Cal Poly 59 • 4-4

##	Player	Total			3-Ptr			Rebounds			
----	--------	-------	--	--	-------	--	--	----------	--	--	--

UTSA Men's Basketball Game Notes

Official Basketball Box Score -- Game Totals -- Final Statistics UTSA vs Texas Tech 12/07/16 7:05 pm at Lubbock, TX (United Supermarkets Arena)

UTSA 50 • 2-7

#	Player	Total			3-Ptr			Rebounds			PF	TP	A	TO	Blk	Stl	Min
		FG-FGA	FG-FGA	FT-FTA	FG-FGA	FG-FGA	FT-FTA	Off	Def	Tot							
01	BEVERLY, Jeff	3-8	2-3	2-3	1	0	1	4	10	1	1	0	0	0	23		
25	ALLEN, Nick	2-4	1-2	0-0	1	1	2	3	5	0	1	0	0	0	21		
05	DE NICOLAIO, Giovanni	3-8	0-2	2-2	0	1	1	8	3	3	0	1	1	23			
11	KARRER, Austin	0-1	0-1	0-0	0	2	2	0	0	0	1	0	1	18			
13	FROHNNEN, Byron	4-7	0-1	0-0	2	3	5	2	8	2	2	0	0	26			
03	LITTLES, Gino	0-2	0-1	0-0	0	2	2	0	2	0	1	0	1	18			
04	MASSIE, Kyle	0-0	0-0	0-1	0	0	0	0	0	0	0	0	0	3			
14	ALADE, Bola	1-4	0-2	1-2	0	1	1	0	3	0	0	0	0	8			
15	O'BRIEN, Lucas	1-4	0-2	2-2	0	1	1	4	0	1	0	0	0	11			
20	WILLBORN III, George	2-7	0-0	0-0	1	2	3	4	4	0	3	0	0	17			
24	STANOJEVIC, Mitar	2-3	1-2	0-0	1	1	2	0	5	0	0	0	0	13			
32	RINGHOLT, James	0-2	0-2	0-0	0	0	0	1	0	0	0	0	0	8			
34	BILLINGSLEY, Nick	1-4	1-3	0-0	0	5	5	0	3	0	2	1	0	11			
	Team				1	1	2	1									
	Totals	19-54	5-21	7-10	7	20	27	19	50	8	14	2	2	200			

FG % 1st Half: 8-26 30.8% 2nd half: 11-28 39.3% Game: 19-54 35.2% Deadball Rebounds 3
 3FG % 1st Half: 1-10 10.0% 2nd half: 4-11 36.4% Game: 5-21 23.8%
 FT % 1st Half: 4-4 100.0% 2nd half: 3-6 50.0% Game: 7-10 70.0%

Texas Tech 87 • 8-1

#	Player	Total			3-Ptr			Rebounds			PF	TP	A	TO	Blk	Stl	Min
		FG-FGA	FG-FGA	FT-FTA	FG-FGA	FG-FGA	FT-FTA	Off	Def	Tot							
21	Livingston, Anthony	4-7	2-3	0-0	0	3	3	1	10	2	0	0	1	26			
02	Thomas, Devon	3-5	1-1	0-0	3	3	6	1	7	6	0	0	0	29			
05	Gray, Justin	4-7	0-0	2-2	0	5	5	3	10	1	0	1	1	19			
10	Stevenson, Niem	5-9	2-5	4-4	0	5	5	0	16	4	1	0	2	27			
12	Evans, Keenan	7-10	1-2	1-1	0	1	1	2	16	3	1	0	3	27			
04	Millinghaus, Shadell	2-4	0-2	2-2	0	0	0	3	6	1	1	0	0	19			
22	Brands, Thomas	1-5	0-1	2-2	1	2	3	1	4	0	1	0	0	14			
23	McLean, Giovanni	1-6	1-6	2-2	0	3	3	5	5	2	1	0	0	16			
34	Temple, Matthew	5-8	2-2	1-1	2	4	6	0	13	3	2	1	0	23			
	Team				2	2	4	1									
	Totals	32-61	9-22	14-14	8	28	36	16	87	22	8	2	7	200			

FG % 1st Half: 17-33 51.5% 2nd half: 15-28 53.6% Game: 32-61 52.5% Deadball Rebounds 1
 3FG % 1st Half: 5-12 41.7% 2nd half: 4-10 40.0% Game: 9-22 40.9%
 FT % 1st Half: 3-3 100.0% 2nd half: 11-11 100.0% Game: 14-14 100.0%

Officials: Kipp Kissinger, Bret Smith, Brooks Wells

Technical fouls: UTSA-TEAM, Texas Tech-None.

Attendance: 6444

Score by periods	1st	2nd	Total
UTSA	21	29	50
Texas Tech	42	45	87

Points	In	Off	2nd	Fast	Bench
UTSA	26	8	6	0	19
TTU	42	23	14	8	28

Last FG - UTSA 2nd-04:14, TTU 2nd-01:22
 Largest lead - UTSA None, TTU by 37 2nd-01:22
 UTSA led for 00:00, TTU led for 38:51. Game was tied for 01:09.

Score tied - 0 times.
 Lead changed - 0 times.

Official Basketball Box Score -- Game Totals -- Final Statistics UTSA vs Texas A&M-Corpus Christi 12/18/16 2 pm at Corpus Christi, TX (American Bank Cntr)

UTSA 69 • 3-8

#	Player	Total			3-Ptr			Rebounds			PF	TP	A	TO	Blk	Stl	Min
		FG-FGA	FG-FGA	FT-FTA	FG-FGA	FG-FGA	FT-FTA	Off	Def	Tot							
01	BEVERLY, Jeff	3-7	1-1	2-2	3	4	7	5	9	1	3	0	0	23			
03	LITTLES, Gino	* 3-9	0-3	1-2	1	1	2	1	7	2	0	0	1	35			
05	DE NICOLAIO, Giovanni	* 2-8	1-2	0-0	1	1	2	4	5	4	2	0	0	21			
13	FROHNNEN, Byron	* 6-7	0-0	0-0	0	2	2	4	5	12	0	2	0	32			
25	ALLEN, Nick	* 2-3	0-1	2-2	1	2	3	5	6	1	1	1	1	16			
11	KARRER, Austin	1-1	1-1	0-1	1	3	4	0	3	1	1	0	0	16			
14	ALADE, Bola	0-2	0-1	1-2	0	0	0	0	1	0	0	0	0	3			
15	O'BRIEN, Lucas	1-1	1-1	2-6	3	2	5	2	5	1	0	0	0	15			
20	WILLBORN III, George	2-3	0-1	1-5	0	2	2	0	5	0	1	0	0	9			
24	STANOJEVIC, Mitar	1-2	0-1	1-1	1	1	2	0	3	0	1	0	0	10			
32	RINGHOLT, James	0-0	0-0	0-0	0	0	0	1	0	0	0	0	0	3			
34	BILLINGSLEY, Nick	5-12	3-10	0-0	0	4	4	3	13	1	3	1	0	17			
	Team				1	3	4										
	Totals	26-55	7-22	10-21	14	25	39	26	69	11	15	2	2	200			

FG % 1st Half: 10-24 41.7% 2nd half: 16-31 51.6% Game: 26-55 47.3% Deadball Rebounds 7
 3FG % 1st Half: 4-12 33.3% 2nd half: 3-10 30.0% Game: 7-22 31.8%
 FT % 1st Half: 2-7 28.6% 2nd half: 8-14 57.1% Game: 10-21 47.6%

Texas A&M-Corpus Christi 73 • 2-2

#	Player	Total			3-Ptr			Rebounds			PF	TP	A	TO	Blk	Stl	Min
		FG-FGA	FG-FGA	FT-FTA	FG-FGA	FG-FGA	FT-FTA	Off	Def	Tot							
25	Thomas, Rashawn	f 7-15	0-1	11-14	2	4	6	5	25	0	5	0	1	27			
02	Martinez, Cole	g 0-4	0-2	2-2	1	0	1	2	2	0	0	0	0	34			
03	Kilgore, Joseph	g 4-7	0-1	0-1	1	6	7	1	8	1	1	1	0	33			
04	Amin, Ehab	g 8-20	0-3	2-4	4	4	8	2	18	1	1	0	3	35			
11	South, Kareem	g 3-6	0-2	5-7	0	1	1	2	11	0	1	0	1	28			
05	Bloom, David	g 0-0	0-0	0-0	0	0	0	2	0	0	0	0	0	5			
10	Francois, Perry	1-1	0-0	0-0	1	0	1	1	2	0	0	0	0	8			
12	Kocher, Jake	2-2	0-0	0-0	0	1	1	3	4	0	0	0	2	15			
14	Schmidt, Elijah	0-0	0-0	0-0	0	1	1	2	0	0	0	0	0	7			
20	Hale, Colin	1-1	1-1	0-0	0	1	1	2	3	1	0	0	0	8			
	Team				1	1	2										
	Totals	26-56	1-10	20-28	10	19	29	22	73	3	8	2	7	200			

FG % 1st Half: 11-27 40.7% 2nd half: 15-29 51.7% Game: 26-56 46.4% Deadball Rebounds 3
 3FG % 1st Half: 0-4 0.0% 2nd half: 1-6 16.7% Game: 1-10 10.0%
 FT % 1st Half: 10-13 76.9% 2nd half: 10-15 66.7% Game: 20-28 71.4%

Officials: Jeff Malham, Ross Cullins Jr., Johnny Wilkins

Technical fouls: UTSA-None, Texas A&M-Corpus Christi-Thomas, Rashawn.

Attendance: 1079

Score by periods	1st	2nd	Total
UTSA	26	43	69
Texas A&M-Corpus Christi	32	41	73

Points	In	Off	2nd	Fast	Bench
UTSA	36	12	11	2	30
AMCC	40	23	14	6	9

Last FG - UTSA 2nd-00:45, AMCC 2nd-00:23
 Largest lead - UTSA by 5 1st-18:51, AMCC by 10 2nd-09:27
 UTSA led for 11:39, AMCC led for 23:55. Game was tied for 04:19.

Score tied - 7 times.
 Lead changed - 3 times.

Official Basketball Box Score -- Game Totals -- Final Statistics Southeastern Oklahoma State vs UTSA 12/10/16 3:07 pm at San Antonio, Texas (Convocation Center)

Southeastern Oklahoma State 69 • 4-5

#	Player	Total			3-Ptr			Rebounds			PF	TP	A	TO	Blk	Stl	Min
		FG-FGA	FG-FGA	FT-FTA	FG-FGA	FG-FGA	FT-FTA	Off	Def	Tot							
20	Buckingham, Kevin	f 3-7	2-3	1-2	1	7	8	2	9	5	1	0	1	33			
40	Libanio, Jose	f 5-6	0-0	0-1	1	1	2	1	10	2	2	0	0	25			
02	Jett, Bobby	g 3-6	2-5	4-4	0	1	1	4	12	3	1	2	1	36			
03	Riccio, Gianpalo	g 6-9	4-6	0-0	0	4	4	3	16	3	3	1	0	30			
14	Fonolla, Marti	g 2-5	1-3	2-2	0	0	0	2	7	0	2	0	1	29			
04	Donelan, James	g 0-0	0-0	0-0	0	0	0	0	0	0	0	0	0	11			
05	Johnson, Bobby	g 2-6	1-2	0-0	0	1	1	0	5	0	2	0	0	11			
22	Roberts, Kyle	g 0-0	0-0	0-0	0	0	0	0	0	0	0	1	0	1			
24	Jackson, Nathan	g 0-2	0-0	1-2	1	1	2	1	1	0	3	0	0	10			
42	Muminovic, Dino	g 1-3	1-2	2-3	1	0	1	0	5	0	1	0	0	8			
50	Lonzie, Tyler	g 1-2	0-0	2-5	0	4	4	2	4	0	1	1	0	13			
	Team				1	0	1										
	Totals	23-46	11-21	12-19	5	19	24	16	69	13	19	3	5	200			

FG % 1st Half: 10-22 45.5% 2nd half: 13-24 54.2% Game: 23-46 50.0% Deadball Rebounds 2
 3FG % 1st Half: 5-12 41.7% 2nd half: 6-9 66.7% Game: 11-21 52.4%
 FT % 1st Half: 9-12 75.0% 2nd half: 3-7 42.9% Game: 12-19 63.2%

UTSA 88 • 3-7

#	Player	Total			3-Ptr			Rebounds			PF	TP	A	TO	Blk	Stl	Min
		FG-FGA	FG-FGA	FT-FTA	FG-FGA	FG-FGA	FT-FTA	Off	Def	Tot							
01	BEVERLY, Jeff	f 8-12	2-3	1-1	1	7	8	3	19	4	2	0	1	28			
25	ALLEN, Nick	f 1-8	0-1	2-2	3	1	4	1	4	2	2	0	0	24			
03	LITTLES, Gino	g 4-7	3-5	0-0	1	2	2	11	4	0	0	0	4	31			
05	DE NICOLAIO, Giovanni	g 0-1	0-0	0-0	0	1	1	4	0	3	2	0	1	15			
13	FROHNNEN, Byron	g 2-2	0-0	0-0	1	1	1	4	4	0	0	1	24				
04	MASSIE, Kyle	g 0-0	0-0	0-0	0	0	0	0	0	1	0	0	0	2			
11	KARRER, Austin	1-3	0-0	0-0	0	4	4	2	2	1	0	0	1	10			
14	ALADE, Bola	0-0	0-0	0-0	0	0	0	1	0	0	0	0	0	3			
15	O'BRIEN, Lucas	4-4	2-2	2-4	2												

UTSA Men's Basketball Game Notes

Official Basketball Box Score -- Game Totals -- Final Statistics East Central vs UTSA 12/29/16 7:05 pm at San Antonio, Texas (Convocation Center)

East Central 75 • 6-4

#	Player	Total			3-Ptr			Rebounds			PF	TP	A	TO	Blk	Stl	Min
		FG-FGA	FG-FGA	FT-FTA	Off	Def	Tot	Off	Def	Tot							
05	Ishmael Donzo	f	5-10	0-0	1-5	1	7	8	4	11	0	1	0	0	0	31	
22	Aly Hudgins	f	4-6	0-0	1-1	5	3	8	4	9	2	1	1	1	1	21	
00	Donovan Halsel	g	2-9	2-6	0-0	0	2	2	0	6	2	1	0	0	0	21	
04	Braxton Reeves	g	5-21	3-16	4-4	1	1	2	2	17	5	5	0	2	36		
24	Brett Cannon	g	2-6	0-1	4-6	1	2	3	1	8	3	0	0	1	28		
01	Jamey Woods	g	0-0	0-0	0-0	0	0	0	1	0	0	1	0	0	2		
03	Camron Talley	g	3-4	1-2	0-0	0	0	0	1	7	1	0	0	0	18		
10	Tyler Armstrong	g	1-3	0-2	0-0	0	0	0	0	2	2	0	0	0	10		
11	Jeremiah Fleming	g	3-4	3-4	0-0	0	0	0	1	9	0	0	0	0	12		
12	KD Moore	g	1-2	0-0	0-0	2	1	3	3	2	2	2	0	1	18		
23	Ben Brown-White	g	2-5	0-1	0-0	1	3	4	1	4	0	0	0	1	13		
	Team					1	2	3									
	Totals		28-70	9-32	10-16	12	21	33	18	75	17	11	1	6	200		

FG % 1st Half: 13-37 35.1% 2nd half: 15-33 45.5% Game: 28-70 40.0% Deadball Rebounds 3
 3FG % 1st Half: 4-17 23.5% 2nd half: 5-15 33.3% Game: 9-32 28.1%
 FT % 1st Half: 4-7 57.1% 2nd half: 6-9 66.7% Game: 10-16 62.5%

UTSA 79 • 5-8

#	Player	Total			3-Ptr			Rebounds			PF	TP	A	TO	Blk	Stl	Min
		FG-FGA	FG-FGA	FT-FTA	Off	Def	Tot	Off	Def	Tot							
01	BEVERLY, Jeff	f	8-14	1-3	5-7	1	4	5	4	22	1	6	0	0	25		
25	ALLEN, Nick	f	0-0	0-0	0-0	0	2	2	1	0	1	3	0	0	14		
03	LITTLES, Gino	g	4-7	2-2	0-0	0	3	3	0	10	4	2	0	3	33		
05	DE NICOLAIO, Giovanni	g	3-7	1-1	1-2	0	3	3	3	8	5	3	0	3	28		
13	FROHNEN, Byron	g	4-9	0-1	4-5	1	5	6	1	12	3	1	0	0	34		
11	KARRER, Austin	g	0-1	0-1	1-2	1	7	8	0	1	2	0	0	0	24		
15	O'BRIEN, Lucas	g	3-5	0-1	4-6	4	5	9	2	10	0	1	0	0	15		
20	WILLBORN III, George	g	0-0	0-0	0-0	0	0	0	1	0	0	0	0	0	3		
24	STANOJEVIC, Mitar	g	0-1	0-1	0-0	1	1	2	0	0	1	0	0	1	5		
34	BILLINGSLEY, Nick	g	6-14	4-9	0-0	0	3	3	4	16	1	2	1	0	19		
	Team					4	0	4									
	Totals		28-58	8-19	15-22	12	33	45	16	79	18	19	1	7	200		

FG % 1st Half: 18-31 58.1% 2nd half: 10-27 37.0% Game: 28-58 48.3% Deadball Rebounds 4
 3FG % 1st Half: 7-15 46.7% 2nd half: 1-4 25.0% Game: 8-19 42.1%
 FT % 1st Half: 1-1 100.0% 2nd half: 14-21 66.7% Game: 15-22 68.2%

Officials: Kipp Kissinger, Marques Pettigrew, Chance Moore
 Technical fouls: East Central-None. UTSA-DE NICOLAIO, Giovanni.
 Attendance: 713

Score by periods	1st	2nd	Total
East Central	34	41	75
UTSA	44	35	79

Last FG - ECU 2nd-00:16, UTSA 2nd-03:02.
 Largest lead - ECU None, UTSA by 15 2nd-12:27.
 ECU led for 00:00. UTSA led for 38:34. Game was tied for 01:18.

Score tied - 1 time.
 Lead changed - 0 times.

Official Basketball Box Score -- Game Totals -- Final Statistics UTEP vs UTSA 01/01/17 3:05 pm at San Antonio, Texas (Convocation Center)

UTEP 55 • 2-11, 0-1 C-USA

#	Player	Total			3-Ptr			Rebounds			PF	TP	A	TO	Blk	Stl	Min
		FG-FGA	FG-FGA	FT-FTA	Off	Def	Tot	Off	Def	Tot							
11	FLAGGERT, Jake	f	2-2	2-2	0-0	1	1	2	2	6	0	0	0	1	36		
22	THOMAS, Paul	f	3-7	0-0	1-2	2	7	9	4	7	2	1	2	0	30		
41	WILLMS, Matt	c	3-7	0-0	0-2	1	7	8	2	6	1	4	0	0	34		
07	HARRIS, Omega	g	4-12	0-2	4-6	0	3	3	3	12	1	4	0	1	34		
15	ARTIS, Dominic	g	6-12	1-2	5-9	0	3	3	3	18	6	5	1	0	33		
13	VENEGAS, Ivan	g	0-0	0-0	0-0	0	0	0	0	0	0	0	0	0	1		
21	TOUCHET, Trey	g	0-2	0-1	0-0	0	1	1	3	0	0	0	0	0	4		
23	BARRETT, Deon	g	0-2	0-0	0-0	0	1	1	2	0	1	0	0	1	16		
54	JONES, Kelvin	g	3-3	0-0	0-0	0	2	2	2	6	0	1	0	0	12		
	Team					1	2	3	1								
	Totals		21-47	3-7	10-19	5	27	32	22	55	11	16	3	3	200		

FG % 1st Half: 12-25 48.0% 2nd half: 9-22 40.9% Game: 21-47 44.7% Deadball Rebounds 5
 3FG % 1st Half: 2-2 100.0% 2nd half: 1-5 20.0% Game: 3-7 42.9%
 FT % 1st Half: 4-6 66.7% 2nd half: 6-13 46.2% Game: 10-19 52.6%

UTSA 67 • 6-8, 1-0 C-USA

#	Player	Total			3-Ptr			Rebounds			PF	TP	A	TO	Blk	Stl	Min
		FG-FGA	FG-FGA	FT-FTA	Off	Def	Tot	Off	Def	Tot							
01	BEVERLY, Jeff	f	2-11	1-5	0-0	3	5	8	2	5	0	1	0	0	17		
25	ALLEN, Nick	f	2-4	0-1	0-0	0	1	1	2	4	3	0	0	0	20		
03	LITTLES, Gino	g	1-4	1-2	8-9	0	3	3	2	11	1	2	0	1	35		
05	DE NICOLAIO, Giovanni	g	1-7	0-3	4-6	0	2	2	2	6	3	1	0	2	31		
13	FROHNEN, Byron	g	3-5	0-1	3-6	1	5	6	3	9	2	2	0	0	34		
11	KARRER, Austin	g	1-1	0-0	0-0	1	1	2	0	2	1	0	0	0	13		
15	O'BRIEN, Lucas	g	6-10	1-4	0-0	4	2	6	4	13	0	0	0	0	23		
24	STANOJEVIC, Mitar	g	0-0	0-0	0-0	0	0	0	1	0	0	0	0	0	4		
34	BILLINGSLEY, Nick	g	3-10	2-5	9-9	0	4	4	3	17	1	3	1	0	23		
	Team					0	2	2									
	Totals		19-52	5-21	24-30	9	25	34	19	67	11	9	1	3	200		

FG % 1st Half: 9-27 33.3% 2nd half: 10-25 40.0% Game: 19-52 36.5% Deadball Rebounds 3
 3FG % 1st Half: 1-13 7.7% 2nd half: 4-8 50.0% Game: 5-21 23.8%
 FT % 1st Half: 10-11 90.9% 2nd half: 14-19 73.7% Game: 24-30 80.0%

Officials: Mike Stuart, Darron George, Keith Kimble
 Technical fouls: UTEP-TEAM. UTSA-None.
 Attendance: 816

Score by periods	1st	2nd	Total
UTEP	30	25	55
UTSA	29	38	67

	In	Off	2nd	Fast	Bench
Points	Paint	T/O	Chance	Break	
UTEP	30	10	10	4	6
UTSA	18	22	6	0	32

Last FG - UTEP 2nd-00:34, UTSA 2nd-03:10.
 Largest lead - UTEP by 3 1st-01:45, UTSA by 13 2nd-00:41.
 UTEP led for 06:41. UTSA led for 29:59. Game was tied for 03:20.

Score tied - 5 times.
 Lead changed - 5 times.

Official Basketball Box Score -- Game Totals -- Final Statistics UTSA vs Southern Miss 01/05/17 7 pm at Hattiesburg, Miss. (Green Coliseum)

UTSA 59 • 6-9, 1-1 C-USA

#	Player	Total			3-Ptr			Rebounds			PF	TP	A	TO	Blk	Stl	Min
		FG-FGA	FG-FGA	FT-FTA	Off	Def	Tot	Off	Def	Tot							
01	BEVERLY, Jeff	*	2-11	0-1	7-8	3	1	4	2	11	1	3	0	0	23		
03	LITTLES, Gino	*	2-5	1-4	0-0	1	4	5	2	5	2	3	0	1	37		
05	DE NICOLAIO, Giovanni	*	7-16	4-7	1-2	0	4	4	4	19	3	2	1	3	34		
13	FROHNEN, Byron	*	6-12	0-2	0-0	2	6	8	3	12	0	1	0	0	32		
25	ALLEN, Nick	*	2-3	0-0	0-0	0	4	4	0	4	0	1	0	0	25		
11	KARRER, Austin		0-0	0-0	0-0	0	3	3	0	0	2	0	0	2	19		
14	ALADE, Bola		1-1	0-0	0-0	0	1	1	0	2	0	0	0	0	4		
15	O'BRIEN, Lucas		3-5	0-2	0-0	1	0	1	2	6	2	1	1	0	16		
20	WILLBORN III, George		0-3	0-1	0-0	0	0	0	1	0	0	0	0	0	3		
24	STANOJEVIC, Mitar		0-4	0-3	0-0	0	1	1	1	0	0	1	0	0	7		
	Team					2	0	2									
	Totals		23-60	5-20	8-10	9	24	33	15	59	10	13	2	6	200		

FG % 1st Half: 17-32 53.1% 2nd half: 6-28 21.4% Game: 23-60 38.3% Deadball Rebounds 1
 3FG % 1st Half: 5-9 55.6% 2nd half: 0-11 0.0% Game: 5-20 25.0%
 FT % 1st Half: 0-0 0.0% 2nd half: 8-10 80.0% Game: 8-10 80.0%

Southern Miss 77 • 4-10, 1-1 C-USA

#	Player	Total			3-Ptr			Rebounds			PF	TP	A	TO	Blk	Stl	Min
		FG-FGA	FG-FGA	FT-FTA	Off	Def	Tot	Off	Def	Tot							
01	EDWARDS, Cortez	*	5-8	0-2	3-6	2	11	13	4	13	2	2	0	2	32		
05	PRICE, Khari	*	7-12	2-4	4-4	1	4	5	4	20	3	3	0	0	31		
15	DAVIS, Eddie	*	0-2	0-1	0-0	0	0	0	1	0	0	2	0	0	7		
20	HOLLAND, Kevin	*	1-5	1-4	0-0	1	2	3	1	3	0	1	1	0	30		
22	CAMPBELL, Quinton	*	8-12	2-4	2-2	1	3	4	2	20	1	2	1	2	37		
00	WATTS, Raheem		2-3	0-1	1-3	2	1	3	1	5	0	1	2	1	16		
02	RICHARDSON, D'Angelo		0-0	0-0	0-0	0	1	1	1	0	0	0	0	0	1		
03	THOMAS, Robert		1-3	1-3	0-0	0	0	0	0	3	0	0	0	0	8		
11	RAMEY, Michael		3-6	2-4	0-0	0	0	0	1	8	1	0	1	0	20		
13	ABDUR-RAHIM, Bilal		1-4	0-1	3-3	0	4	4	1	5	2	0	0	0	18		
	Team					0	3	3									
	Totals		28-55	8-24	13-18	7	29	36	16								