



# THE TRADITION





# TRADITION OF EXCELLENCE

# 3X

## MILESTONE FOOTBALL WINS

Since fielding its first college football team in the fall of 1882, Lafayette has had a proud, colorful gridiron tradition on the way to a total of 626 victories. Football followers on College Hill have been able to lay claim to two outright national championships and a share of still another. In 1896, Lafayette and Princeton both claimed a piece of the national championship following a scoreless tie. The Leopards finished the season 11-0-1 while the Tigers were 10-0-1. Undefeated 9-0 records in 1921 and 1926 gave Lafayette followers reason to believe they were number one in the country both seasons.

Victory #	Year	Opponent (Score)
1	1883	Rutgers (25-0)
58	1896	Princeton (0-0) (tied for national championship)
100	1900	Dickinson (10-6)
200	1915	Pennsylvania (17-0)
231	1921	Lehigh (28-6) (clinched national championship)
261	1926	Pittsburgh (17-7) (clinched national championship)
300	1934	Muhlenberg (19-0)
315	1938	Penn State (7-0) (last meeting)
326	1940	Army (19-0) (lone win in series to date)
348	1944	Lehigh (64-0) (biggest win in series to date)
400	1959	Temple (52-20)
500	1982	Kutztown State (36-3)
600	2003	Marist (49-0)
612	2004	Lehigh (24-10) (clinched first-ever postseason berth)

## GAMES PLAYED LEADERS

John Underwood of *Sports Illustrated* once said of college football: "It is a game of ancient rivalries that inspires genuine loathing, not for a weekend but for a lifetime. It is traditional games, whose meaning is deep...there is a spirit about it, a drawing together."

Rivalry	Games Played
Lafayette-Lehigh	142
Princeton-Yale	129
Harvard-Yale	123
Amherst-Williams	121
Albion-Kalamazoo	121
Bowdoin-Colby	118
Knox-Monmouth (IL)	118
Minnesota-Wisconsin	116
Richmond-William & Mary	116
Coe-Cornell (IA)	116
Kansas-Missouri	116
Cornell-Pennsylvania	113
Kansas-Nebraska	113
Texas-Texas A&M	113

## LAFAYETTE RANKS 34TH IN ALL-TIME WINS

Lafayette College fielded its first football team in 1882 and won its first game in the fourth contest of the following season, defeating Rutgers, 25-0. Since that initial win, the Leopards have joined the elite group of institutions with 600 or more football victories. Lafayette played its 1,000th football game of all-time on Sept. 16, 1989, and was the first founding Patriot League school to eclipse the 500-victory plateau.

Rank	School	NCAA Division	# of Wins
1.	Michigan	I-A	860
2.	Yale	I-AA	838
3.	Notre Dame	I-A	820
4.	Texas	I-A	808
5.	Nebraska	I-A	803
6.	Alabama	I-A	788
T7.	Pennsylvania	I-AA	786
T7.	Ohio State	I-A	786
9.	Harvard	I-AA	781
10.	Penn State	I-A	779
11.	Princeton	I-AA	772
12.	Oklahoma	I-A	768
13.	Tennessee	I-A	760
14.	Southern California	I-A	733
15.	Fordham	I-AA	725
16.	Georgia	I-A	700
17.	Louisiana State	I-A	680
18.	Syracuse	I-A	669
19.	Auburn	I-A	667
20.	Wittenberg	III	655
21.	West Virginia	I-A	653
22.	Colorado	I-A	651
23.	Texas A&M	I-A	647
24.	Washington	I-A	646
25.	Georgia Tech	I-A	644
T26.	Dartmouth	I-AA	640
T26.	Miami (Ohio)	I-A	640
T26.	Pittsburgh	I-A	640
29.	Arkansas	I-A	636
30.	Army	I-A	630
31.	Mount Union (Ohio)	III	628
T32.	Minnesota	I-A	627
T32.	North Carolina	I-A	627
<b>34.</b>	<b>LAFAYETTE</b>	<b>I-AA</b>	<b>626</b>
T35.	Delaware	I-AA	619
T35.	Florida	I-A	619
T37.	Navy	I-A	617
T37.	Lehigh	I-AA	617
39.	Clemson	I-A	616
40.	Cornell	I-AA	607
41.	California	I-A	606



3X

# LAFAYETTE ALL-AMERICANS

## Academic All-America Selections

Selected by College Sports Information Directors of America (CoSIDA)

- 1971 Pete Tonks, 2nd-team (fullback / economics); (College Division)
- 1974 Mike Kline, 1st-team (defensive back / biology); (College Division)
- 1975 Mike Kline, 2nd-team (defensive back / biology); (College Division)
- 1977 Vic Angeline, 2nd-team (defensive back / civil engineering); (College Division)
- Kevin McCarthy, 2nd-team (defensive end / electrical engineering); (College Division)
- 1979 Ed Rogusky, 1st-team (halfback / biology); (College Division)
- 1980 Ed Rogusky, 1st-team (halfback / biology); (University Division)
- 1982 Joe Calhoun, District II (defensive end / biology); (University Division)
- 1994 Jeff Denning, District II (offensive tackle / engineering); (University Division)
- Jason McLaughlin, District II (placekicker / chemistry); (University Division)
- 1995 Jeff Denning, District II (offensive tackle / engineering); (University Division)
- Craig Hansen, District II (defensive lineman / liberal arts); (University Division)
- 1996 Craig Hansen, District II (defensive lineman / liberal arts); (University Division)
- Barrett Hammons, District II (flanker / psychology); (University Division)
- Joe Luke, District II (flanker / biology); (University Division)
- Mike Steeber, District II (defensive back / economics); (University Division)
- 1997 Craig Hansen, District II (defensive lineman / liberal arts); (University Division)
- Tom Falzone, District II (split end / economics); (University Division)
- 1998 Mike Steeber, District II (defensive back / economics); (University Division)
- Damian Wroblewski, District II (offensive lineman / history); (University Division)
- Phil Yarborough, District II (split end / economics); (University Division)
- 1999 Kenya Allen, District II (defensive back / economics & business); (University Division)
- Stewart Kupfer, District II (tight end / economics & business); (University Division)
- 2000 Kenya Allen, District II (defensive back / economics & business); (University Division)
- Jamie Anzalone, District II (defensive back / government and law); (University Division)
- Herb Kennedy, District II (defensive back / chemistry); (University Division)
- Stewart Kupfer, District II (tight end / economics & business); (University Division)
- Chad Ritchie, District II (quarterback / economics & business); (University Division)
- 2001 Jamie Anzalone, District II (defensive back / government & law); (University Division)
- Matt Hinzpeter, District II (defensive lineman / psychology and economics & business); (University Division)
- Herb Kennedy, District II (defensive back / chemistry); (University Division)
- Curt Wilson, District II (offensive line / mechanical engineering); (University Division)
- Stewart Kupfer, National 2nd team & District II (tight end / economics & business); (University Division)
- Chad Ritchie, District II (quarterback / economics & business); (University Division)
- 2002 Jamie Anzalone, District II (defensive back / government and law); (University Division)
- Stephen Bono, District II (offensive line / civil engineering); (University Division)
- Herb Kennedy, District II (defensive back / chemistry); (University Division)
- Michael O'Connor, District II (quarterback / economics & business); (University Division)
- Curt Wilson, District II (offensive line / mechanical engineering); (University Division)
- 2003 Stephen Bono, District II (offensive line / civil engineering); (University Division)
- Curt Wilson, District II (offensive line / mechanical engineering); (University Division)
- 2004 Stephen Bono, National 1st Team and District II (offensive line / civil engineering); (University Division)
- Brad Maurer, District II (quarterback / neuroscience); (University Division)
- 2005 Maurice Bennett, District II (linebacker / economics & business); (University Division)
- Brad Maurer, District II (quarterback / neuroscience); (University Division)
- 2006 Brad Maurer, District II (quarterback / neuroscience); (University Division)

## All-America Selections

- 1897 Charles Rinehart, 2nd-team (guard); *Walter Camp*
- George Walbridge, 3rd-team (back); *Walter Camp*
- 1899 Henry Trout, 3rd-team (guard); *Walter Camp*
- 1900 David Cure, 2nd-team (fullback); *Walter Camp*
- Walter Bachman, 2nd-team (center); *Walter Camp*
- 1901 David Cure, 2nd-team (fullback); *Walter Camp*
- Walter Bachman, 2nd-team (center); *Walter Camp*
- 1908 George McCaa, 3rd-team (fullback); *Walter Camp*
- 1909 George McCaa, 3rd-team (fullback); *Walter Camp*
- 1911 Frank Kelly, 2nd-team (guard); *Walter Camp*
- 1919 Joseph DuMoe, 2nd-team (end); *Walter Camp*
- 1921 Frank Schwab, 1st-team (guard); *Walter Camp*
- 1922 Frank Schwab, 1st-team (guard); *Walter Camp*
- 1923 Arthur Deibel, 2nd-team (tackle); *Walter Camp*
- 1924 Charlie Berry, 1st-team (end); *Walter Camp*
- 1926 George "Mike" Wilson, 1st-team (halfback); *Newspaper Enterprise Association*
- George "Mike" Wilson, 2nd-team (halfback); *New York Sun*
- George "Mike" Wilson, 3rd-team (halfback); *New York Telegraph*
- Frank Kirkleski, 2nd-team (halfback); *New York Telegraph*
- Frank Kirkleski, 3rd-team (halfback); *The New York World*
- Bill Cothran, 2nd-team (tackle); *New York Telegraph*
- 1937 Tony Cavallo, honorable mention (halfback); *Associated Press*
- 1940 James Farrell, honorable mention (halfback); *Associated Press*
- George Mayer, honorable mention (halfback); *Associated Press*
- 1972 Tony Giglio, honorable mention (halfback); *Associated Press (College Division)*
- 1973 Tony Giglio, 3rd-team (halfback); *Associated Press (College Division)*
- 1974 Mike Slattery, honorable mention (defensive back); *Associated Press (College Division)*
- 1977 Blake Steele, honorable mention (defensive tackle); *Associated Press (College Division)*
- Rob Stewart, honorable mention (quarterback); *Associated Press (College Division)*
- 1978 Tim Gerhart, honorable mention (defensive end); *Associated Press (Division I-AA)*
- 1979 Tim Gerhart, 2nd-team (defensive end); *Associated Press (Division I-AA)*
- Bob Rasp, honorable mention (defensive back); *Associated Press (Division I-AA)*
- Dave Shea, honorable mention (defensive back); *Associated Press (Division I-AA)*
- Joe Skladany, honorable mention (linebacker); *Associated Press (Division I-AA)*
- Rich Smith, honorable mention (tight end); *Associated Press (Division I-AA)*
- Rich Smith 1st team (tight end); *Kodak AFCA*
- 1981 Joe Skladany, 1st-team (linebacker); *Associated Press (Division I-AA)*
- Steve Biale, honorable mention (offensive guard); *Associated Press (Division I-AA)*
- Rodger Shepko, honorable mention (halfback); *Associated Press (Division I-AA)*
- 1982 Tony Green, 1st-team (middle guard); *Kodak (Division I-AA)*
- Tony Green, honorable mention (middle guard); *Associated Press (Division I-AA)*
- Frank Novak, honorable mention (quarterback); *Associated Press (Division I-AA)*
- Ed Stahl, honorable mention (offensive tackle); *Associated Press (Division I-AA)*
- 1984 Ryan Priest, honorable mention (running back); *Associated Press (Division I-AA)*
- 1988 Frank Baur, 1st-team (quarterback); *Associated Press (Division I-AA)*
- Frank Baur, 1st-team (quarterback); *Football Gazette*
- Frank Baur, 2nd-team (quarterback); *Sports Network*
- Tom Costello, honorable mention (running back); *Associated Press (Division I-AA)*
- Phillip Ng, honorable mention (wide receiver); *Associated Press (Division I-AA)*
- 1989 Frank Baur, participant (quarterback); *1990 Hula Bowl*
- 1991 Ed Hudak, honorable mention (offensive guard); *Sports Network*
- 1992 Ed Hudak, 1st-team (offensive guard); *Kodak (Division I-AA)*
- Ed Hudak, 1st-team (offensive guard); *Football Gazette*
- Ed Hudak, 2nd-team (offensive guard); *Associated Press (Division I-AA)*
- Ed Hudak, honorable mention (offensive guard); *Sports Network*
- 1993 Dave Pyne, participant (offensive guard); *1994 Hula Bowl*
- Ed Sasso, honorable mention (defensive tackle); *Sports Network*
- Erik Marsh, honorable mention (tailback); *Sports Network*
- Erik Marsh, 1st-team (tailback); *All-Fraternity*
- 1994 Erik Marsh, 1st-team (tailback); *All-Fraternity*
- 1996 B.J. Gallis, 3rd-team (defensive back); *Associated Press*
- 1997 Dan Bengele, 2nd-team (linebacker); *Associated Press*
- Dan Bengele, 3rd-team (linebacker); *Sports Network*
- 2000 Phil Yarborough, honorable mention (wide receiver); *Football Gazette*
- 2002 Joe McCourt, 3rd-team (tailback); *Football Gazette*
- Kevin Moss, honorable mention (offensive line); *Football Gazette*
- Chris Royle, honorable mention (offensive line); *Football Gazette*
- 2003 Joe McCourt, 3rd-team (tailback); *Football Gazette*
- Kevin Moss, honorable mention (offensive line); *Football Gazette*
- 2004 Joe McCourt, 1st-team (tailback); *American Football Coaches Association*
- Joe McCourt, 2nd-team (tailback); *College Sports Report.com*
- Joe Ungrady, honorable mention (offensive line); *College Sports Report.com*
- 2005 Maurice Bennett, 1st-team (linebacker); *The Sports Network, Associated Press*
- Maurice Bennett, 2nd-team (linebacker); *Football Gazette, College Sports Report.com, The Sports Xchange*
- 2006 Mike Saint Germain 1st-team (offensive tackle); *American Football Coaches Association*
- Mike Saint Germain 3rd-team (offensive tackle); *Associated Press, Football Gazette*
- Jonathan Hurt, honorable mention (tailback); *Football Gazette*



Dave Pyne '94 became the second Leopard griddier ever to play in the Hula Bowl, joining quarterback Frank Baur '90. Baur (right) was named the "Player of the Year" in ECAC Division I-AA in 1988 and led the nation in passing efficiency.



3X

# LAFAYETTE MOST VALUABLE PLAYERS


Sponsored by the late Hugh H. Stoney Jones '27 (awarded since 1971)




1971  
Barry Hughes '72, DB



1972, 1973  
Tony Giglio '74, HB



1974  
Mike Slattery '75, DB



1975  
Dick Galbally '76, LB



1976  
Mark Jones '77, QB



1977  
Blake Steele '78, DT



1978  
Jim Medes '79, DB



1979  
Bob Rasp '80, DB



1980, 1981  
Joe Skladany '82, LB



1982  
Frank Novak '84, QB




1983, 1984  
Ryan Priest '87, HB



co-1985  
Frank Gaziano '86, LB



co-1985  
Craig Parsons '86, FB



1986  
Bruce McIntyre '87, HB



co-1987  
Jim Johnson '88, WR



co-1987  
Dave MacPhee '88, DB



1988  
Frank Baur '90, QB



1989  
Tom Costello '92, TB



1990  
Dave Baird '91, WR



1991  
Rob Kulbacki '92, DB



1992  
Tom Kirchoff '93, QB



1993, 1994  
Erik Marsh '95, TB



1995  
Gavin Morrissey '96, DT



1996  
B.J. Gallis, DB



1997  
Dan Bengele '98, LB



1998  
Damian Wroblewski '99, C



1999  
Angel Colon '00, FS



2000  
Phil Yarberough '01, WR



2001  
Stewart Kupfer '02, TE



2002  
Chris Partridge '02, LB



2003  
Marko Glavic '04, QB



2004  
Joe McCourt '05, TB



2005  
Maurice Bennett '06, LB



2006  
Brad Maurer '07, QB



**3X**

# TEAM RECORDS

## Single Game

### Rushing

Most Rushes: 69 vs. Bucknell (1996)  
 Most Net Yds. Gained: 528 vs. Lehigh (1943)  
 Fewest Net Yds. Gained: -17 vs. Delaware (1963)  
 Highest Avg. Yds./Rush:  
 8.5 (38 att., 323 yds.) vs. Mercyhurst (1988)  
 (45 att., 383 yds.) vs. Princeton (1992)  
 Most Touchdowns Rushing: 12 vs. Catholic (1920)

### Passing

Most Yds. Gained: 454 vs. Columbia (2003)  
 Highest Completion % (min. 10 att.):  
 86.7% (13-of-15) vs. Columbia (2004)  
 Most Touchdown Passes:  
 5 vs. Columbia (2003)  
 vs. Holy Cross (1996)  
 vs. Buffalo (1992)  
 vs. Colgate (1988)  
 vs. Army (1986)

### Total Offense (rushing plus passing)

Most Offensive Plays: 95 vs. Wagner (1976)  
 Most Net Yds. Gained: 628 vs. Lehigh (1988)  
 Highest Avg. Yds./Play: 10.3 (60 plays, 613 yds.)  
 vs. Mercyhurst (1988)

### Scoring

Most Points: 84 vs. Catholic (1920) vs. Albright (1928)  
 Most PAT Made (Kicking): 12 vs. Catholic (1920)  
 Most Field Goals: 5 vs. Lebanon Valley (1905)

### First Downs

Most First Downs: 33 vs. Army (1987)

### Punting

Most Punts: 22 vs. Lehigh (1938)  
 Highest Avg./Punt (min. 5 punts):  
 54.0 (5 punts, 270 yds.) vs. Muhlenberg (1941)

### Interceptions

Most Passes Intercepted: 7 vs. Ursinus (1944)

## Season

### Rushing

Most Rush Attempts: 577 (12 gms.; 2004)  
 Most Net Yds. Gained: 2,758 (9 gms.; 1940)  
 Highest Avg. Yds./Rush: 5.6 (492 att., 2,758 yds.)  
 (9 gms.; 1940)  
 Highest Avg. Yds./Game: 306.4 (492 att., 2,758 yds.)  
 (9 gms.; 1940)

### Passing

Most Pass Attempts: 448 (11 gms.; 2000)  
 Most Pass Completions: 236 (11 gms.; 2003)  
 (11 gms.; 1987)  
 Highest Completion %: 64.3% (151-of-235);  
 (12 gms.; 2004)  
 Most Yds. Gained: 3,007 (11 gms.; 1988)  
 Most Touchdown Passes: 29 (11 gms.; 1992)  
 Highest Avg. Yds./Game: 306.4 (9 gms., 2,758 yds.)  
 (1940)  
 Most Interceptions Thrown: 24 (10 gms.; 1969)  
 Fewest Interceptions Thrown: 7 (8 gms.; 1955);  
 (11 gms.; 1981)

## MCGAUGHEY MEMORIAL AWARD



The late George McGaughey, an outstanding football player at Bucknell University and later a coach at Lafayette College, is honored each year through an award established by gifts from his friends at both schools.

The George L. McGaughey Memorial Award is presented each year to the outstanding players on both teams in the Bucknell-Lafayette football game. The selections are made by the coaching staffs at each school, and the first awards were presented for the 1983 game won by Lafayette, 33-3.

The initial winners were both senior co-captains,

Lafayette quarterback Frank Novak and Bucknell center Shane Snyder.

A 1935 Bucknell graduate and one of the finest centers in the school's history, McGaughey was a standout on the Bison team that defeated Miami (FL), 26-0, in the inaugural Orange Bowl game on January 1, 1935. McGaughey, who died in June of 1983, was a teacher, intramural director, and assistant football coach at Lafayette for 32 years. He was inducted into Bucknell's Athletic Hall of Fame in November 1982 and entered Lafayette's Hall of Fame the following January.

### LAFAYETTE'S MCGAUGHEY AWARD WINNERS THROUGH THE YEARS:

1983	Frank Novak, QB, Sr.		
1984	Frank Gaziano, LB, Jr.	1997	Mike Palos, QB, So.
1985	Frank Baur, QB, Fr.	1998	Bryant Ibekwe, DB, So.
1986	Mike Joseph, DB, Jr.	1999	Harry Armstrong, QB, So.
1987	Horace Davis, LB, Sr.	2000	Phil Yarberough, WR, Sr.
1988	Frank Baur, QB, Jr.	2001	Nick Boccagno, LB, Sr.
1989	Darryl Boich, LB, Sr.	2002	Greg Gibbs, DL, So.
1990	Kevin McManus, LB, So.	2003	Joe McCourt, TB, Jr.
1991	Rob Kulbacki, DB, Sr.	2004	Andrew Brown, DL, Jr.
1992	Phil Robinson, TB, Sr.	2005	Brad Maurer, QB, Jr.
1993	Jason Carnevale, QB, Sr.	2006	Brad Maurer, QB, Sr.
1994	Shawn McHale, QB, So.		
1995	Leonard Moore, TB, Fr.		
1996	B.J. Gallis, DB, Sr.		

### Total Offense (rushing plus passing)

Most Offensive Plays: 905 (12 gms.; 2002)  
 Most Net Yds. Gained: 5,262 (11 gms.; 1988)  
 Highest Avg. Yds./Play: 6.69 (787 plays, 5,262 yds.)  
 (11 gms.; 1988)  
 Highest Avg. Yds./Game: 478.4 (11 gms., 5,262 yds.)  
 (1988)

### Scoring

Most Points: 420 (11 gms.; 1988)  
 Most Touchdowns: 56 (11 gms.; 1988)  
 Most PAT Made (Kicking): 51 (51 att.) (11 gms.; 1988)  
 Most Field Goals: 16 (12 gms.; 2002)

### Punting

Most Punts: 83 (10 gms.; 1968)  
 Highest Avg. Yds./Punt: 39.5 (10 gms.; 1965)

### Rushing Defense

Fewest Rush Attempts: 256 (10 gms.; 1970)  
 Fewest Net Yds. Gained: 600 (9 gms.; 1939)  
 Lowest Avg. Yds./Rush: 2.1 (307 att., 634 yds.)  
 (9 gms.; 1940)  
 Lowest Avg. Yds./Game: 66.7 (9 gms., 600 yds.)  
 (1939)

### Pass Defense

Fewest Pass Attempts: 67 (8 gms.; 1938)  
 Fewest Pass Completions: 24 (8 gms.; 1938)  
 Lowest Completion %: 27.7% (43-of-155) (8 gms.; 1951)  
 Fewest Yds. Gained: 236 (8 gms.; 1938)  
 Fewest Touchdown Passes: 0 (7 gms.; 1944)  
 Lowest Avg. Yds./Game: 29.5 (8 gms., 236 yds.) (1938)  
 Most Passes Intercepted: 27 (11 gms.; 1986)

### Total Defense (rushing plus passing)

Fewest Offensive Plays: 367 (9 gms.; 1939)  
 Fewest Net Yds. Gained: 1,130 (8 gms.; 1938)  
 Lowest Avg. Yds./Play: 2.68 (493 plays, 1,322 yds.)  
 (9 gms.; 1940)  
 Lowest Avg. Yds./Game: 141.3 (8 gms., 1,130 yds.) (1938)

### Scoring Defense

Fewest Points: 6 (8 gms.; 1937)  
 Fewest Touchdowns: 1 (8 gms.; 1937)

### Kicking Defense

Most Punts: 101 (10 gms.; 1968)  
 Lowest Avg. Yds./Punt: 29.2 (9 gms.; 1956);  
 (8 gms.; 1955)  
 Most Kicks Blocked: 10 (8 punts, 1 PAT, 1 FG)



# TEAM RECORDS



## Individual Records

### Most Rush Attempts:

- Game: 46 Erik Marsh vs. Lehigh (1992)
- Season: 314 Joe McCourt (2002)
- Career: 1037 Erik Marsh (1991-94)

### Most Net Yards Gained:

- Game: 269 Nick Kowgios vs. Princeton (1982)
- Season: 1441 Erik Marsh (1993)
- Career: 4834 Erik Marsh (1991-94)

### Highest Average Yards/Rush:

- Game (min. 8 att.): 24.2 (9 att., 220 yds.)  
Frank Raba vs. Rutgers (1944)
- Season (min. 70 att.): 7.3 (75 att., 549 yds.)  
Joe O'Lenic (1953)
- Career (min. 150 att.): 5.7 (357 att., 2023 yds.)  
Rodger Shepko (1979-82)

### Most Touchdowns:

- Season: 16 Joe McCourt (2004), Tom Costello (1989)
- Career: 50 Joe McCourt (2001-04)

### Longest Run from Scrimmage:

- 82 yds. Greg DeSanty vs. Gettysburg (1975; modern record)
- 102 yds. George McCaa vs. Swarthmore (1909)

## Top 10 Performances

### Most Rush Attempts:

#### Single Game:

- 46 Erik Marsh vs. Lehigh, 1992
- 45 Tom Costello vs. Lehigh, 1989
- 45 Bob Zimmers vs. Bucknell, 1967
- 41 Erik Marsh vs. Colgate, 1992
- 41 John Kahn vs. Columbia, 1991
- 40 Ryan Priest vs. Kutztown, 1983
- 38 Joe McCourt vs. Holy Cross, 2002
- 37 Joe McCourt vs. Lehigh, 2002
- 37 Ryan Priest vs. Colgate, 1984
- 36 Joe McCourt vs. Columbia, 2004

#### Single Season:

- 314 Joe McCourt (2002)
- 304 Erik Marsh (1993)
- 289 Erik Marsh (1994)
- 284 Erik Marsh (1992)
- 256 Tom Costello (1989)
- 250 Joe McCourt (2004)
- 245 Joe McCourt (2003)
- 233 Ryan Priest (1984)
- 229 Jonathan Hurt (2006)
- 228 Tony Giglio (1973)

#### Career:

- 1037 Erik Marsh (1991-94)
- 955 Joe McCourt (2001-04)
- 705 Leonard Moore (1995-98)
- 581 Tom Costello (1988-90)
- 547 Ryan Priest (1982-85)
- 512 Jonathan Hurt (2003-06)
- 504 Tony Giglio (1971-73)
- 439 Nick Kowgios (1981-84)
- 432 Bob Zimmers (1967-69)
- 430 John Orrico (1975-77)

### Most Net Yards Gained:

#### Single Game:

- 296 Nick Kowgios vs. Princeton (1982)
- 256 Jack O'Reilly vs. Lehigh (1927)
- 254 Tom Triolo vs. Gettysburg (1968)
- 251 Erik Marsh vs. Lehigh (1992)
- 251 Bruce McIntyre vs. Lehigh (1986)
- 249 Erik Marsh vs. Lehigh (1993)
- 245 Tom Costello vs. Lehigh (1989)
- 245 Rodger Shepko vs. U.S.M.M.A (1981)
- 243 George "Mike" Wilson vs. Lehigh (1926)
- 238 Tony Giglio vs. Colgate (1972)

#### Single Season:

- 1441 Erik Marsh (1993)
- 1397 Tom Costello (1989)
- 1393 Joe McCourt (2002)
- 1365 Erik Marsh (1992)
- 1287 Bruce McIntyre (1986)
- 1280 Rodger Shepko (1981)
- 1249 Erik Marsh (1994)
- 1204 Tony Giglio (1972)
- 1193 Joe McCourt (2004)
- 1165 Jonathan Hurt (2006)

#### Career:

- 4834 Erik Marsh (1991-94)
- 4474 Joe McCourt (2001-04)
- 3419 Leonard Moore (1995-98)
- 2936 Tom Costello (1988-90)
- 2597 Ryan Priest (1982-85)
- 2534 Jonathan Hurt (2003-06)
- 2519 Tony Giglio (1971-73)
- 2169 Bruce McIntyre (1983-86)
- 2158 Nick Kowgios (1981-84)
- 2023 Rodger Shepko (1979-82)

### Highest Average Yards/Rush:

#### Single Season (min. 70 att.):

- 7.3 Joe O'Lenic (75 att., 549 yds.) (1953)
- 6.4 Rodger Shepko (199 att., 1280 yds.) (1981)
- 6.0 Bruce McIntyre (210 att., 1287 yds.) (1986)
- 5.8 Tony Giglio (207 att., 1204 yds.) (1972)
- 5.5 Tom Costello (256 att., 1397 yds.) (1989)
- 5.5 Craig Williams (98 att., 540 yds.) (1982)
- 5.4 Tom Costello (210 att., 1132 yds.) (1988)
- 5.4 James Adams (177 att., 349 yds.) (1988)
- 5.4 Nick Kowgios (187 att., 1018 yds.) (1982)
- 5.3 Kurt Bowman (83 att., 443 yds.) (1985)

#### Career (min. 150 att.):

- 5.7 Rodger Shepko (357 att., 2023 yds.) (1979-82)
- 5.6 Bruce McIntyre (388 att., 2169 yds.) (1983-86)
- 5.1 Tom Costello (581 att., 2936 yds.) (1988-90)
- 5.0 Jonathan Hurt (512 att., 2534 yds.) (2003-06)
- 5.0 Greg DeSanty (242 att., 1215 yds.) (1973-75)
- 5.0 Tony Giglio (504 att., 2519 yds.) (1971-73)
- 4.9 Nick Kowgios (439 att., 2158 yds.) (1981-84)
- 4.9 Charley Bartos (309 att., 1524 yds.) (1958-60)
- 4.8 Leonard Moore (705 att., 3419 yds.) (1995-98)
- 4.7 Joe McCourt (955 att., 4474 yds.) (2001-04)
- 4.7 Erik Marsh (1037 att., 4834 yds.) (1991-94)
- 4.7 Kurt Bowman (269 att., 1251 yds.) (1985-88)
- 4.7 Ryan Priest (547 att., 2597 yds.) (1982-85)

### Most Touchdowns:

#### Single Season:

- 16 Joe McCourt (2004)
- 16 Tom Costello (1989)
- 15 Joe McCourt (2003)
- 15 Nick Kowgios (1982)
- 15 Jonathan Hurt (2006)
- 13 Joe McCourt (2002)
- 13 Tony Giglio (1973)
- 13 Jonathan Hurt (2005)
- 11 Erik Marsh (1994)
- 11 Bruce McIntyre (1986)
- 11 Craig Williams (1981)

#### Career:

- 50 Joe McCourt (2001-04)
- 35 Erik Marsh (1991-94)
- 33 Jonathan Hurt (2003-06)
- 30 Nick Kowgios (1981-84)
- 28 Tom Costello (1988-90)
- 23 Leonard Moore (1995-98)
- 22 Tony Giglio (1971-73)
- 17 John Orrico (1975-77)
- 16 Bruce McIntyre (1983-86)
- 15 Kurt Bowman (1985-88)
- 15 Ryan Priest (1982-85)
- 15 Bob Zimmers (1967-69)



Joe McCourt '05



3X

## TOP 10 CAREER RUSHERS

Year Att Yards Avg TDs

### 1. Erik Marsh

1991	150	779	5.2	5
1992	284	1365	4.8	10
1993	304	1441	4.7	9
1994	289	1249	4.3	11
Totals	1037	4834	4.7	35

### 2. Joe McCourt

2001	146	731	5.0	6
2002	314	1393	4.4	13
2003	245	1157	4.7	15
2004	250	1193	4.8	16
Totals	955	4474	4.7	50

### 3. Leonard Moore

1995	140	665	4.8	7
1996	166	712	4.3	1
1997	190	982	5.2	5
1998	209	1060	5.1	10
Totals	705	3419	4.8	23

### 4. Tom Costello

1988	210	1132	5.4	10
1989	256	1397	5.5	16
1990	115	407	3.5	2
Totals	581	2936	5.1	28

### 5. Ryan Priest

1982	55	331	6.0	1
1983	151	794	5.3	5
1984	233	1111	4.8	5
1985	51	241	4.7	3
1986	57	120	2.1	0
Totals	547	2597	4.7	14

### 6. Tony Giglio

1971	70	237	3.4	2
1972	207	1204	5.8	7
1973	228	1078	4.7	13
Totals	505	2519	5.0	22

### 7. Bruce McIntyre

1984	23	91	4.0	2
1985	155	791	5.1	3
1986	210	1287	6.1	11
Totals	388	2169	5.6	16

### 8. Nick Kowgios

1981	20	109	5.5	2
1982	187	1018	5.4	15
1983	106	488	4.6	3
1984	126	543	4.3	6
Totals	439	2158	4.9	30

### 9. Rodger Shepko

1979	44	189	4.3	1
1980	37	151	4.0	2
1981	199	1280	6.4	8
1983	77	403	5.2	3
Totals	357	2023	5.7	14

### 10. Don Nikles

1957				
1958				
Totals	406	1748	4.3	na

## YEAR-BY-YEAR RUSHING LEADERS (SINCE 1960):

Year Player Att. Yds. Avg. TDs

1960	Charley Bartos	172	793	4.3	2
1961	John Contarino	93	348	3.7	2
1962	Ray Moyer	39	158	4.0	1
1963	Allen Ruddy	55	207	3.8	1
1964	Bill Horvath	47	122	2.6	1
1965	Bill Messick	107	356	3.3	2
1966	Rick Crow	170	529	3.1	3
1967	Bob Zimmers	109	368	3.4	2
1968	Tom Triolo	132	588	4.5	3
1969	Tom Triolo	151	612	4.1	9
1970	Tom Conway	159	642	4.0	6
1971	Doug Elgin	188	597	3.2	8
1972	Tony Giglio	207	1204	5.8	7
1973	Tony Giglio	228	1078	4.7	13
1974	Orlando Wright	83	312	3.8	2
1975	Greg DeSanty	189	803	4.2	6
1976	John Orrico	204	829	4.1	7
1977	John Orrico	213	843	4.0	10
1978	Ed Rogusky	129	496	3.8	3
1979	Ed Rogusky	162	574	3.5	4
1980	Roger Curylo	96	353	3.6	0
1981	Rodger Shepko	199	1280	6.4	8
1982	Nick Kowgios	187	1018	5.4	15
1983	Ryan Priest	151	794	5.3	5
1984	Ryan Priest	233	1111	4.8	5
1985	Bruce McIntyre	155	791	5.1	3
1986	Bruce McIntyre	210	1287	6.1	11
1987	James Adams	102	394	3.8	4
1988	Tom Costello	210	1132	5.4	10
1989	Tom Costello	256	1397	5.5	16
1990	Al Rainey	131	496	3.8	2
1991	Erik Marsh	150	779	5.2	5
1992	Erik Marsh	284	1365	4.8	10
1993	Erik Marsh	304	1441	4.7	9
1994	Erik Marsh	289	1249	4.3	11
1995	Leonard Moore	140	665	4.8	7
1996	Leonard Moore	166	712	4.3	1
1997	Leonard Moore	190	982	5.2	5
1998	Leonard Moore	209	1060	5.1	10
1999	Brian Tuma	155	697	4.5	10
2000	Scott Warden	143	457	3.2	5
2001	Joe McCourt	146	731	5.0	6
2002	Joe McCourt	314	1393	4.4	13
2003	Joe McCourt	245	1157	4.7	15
2004	Joe McCourt	250	1193	4.8	16
2005	Jonathan Hurt	197	985	5.0	13
2006	Jonathan Hurt	229	1165	5.1	15



## THE LAST TIME IT HAPPENED...

### ■ Kickoff returned for touchdown

By LAFAYETTE: 11/11/06, Shaun Adair, 90 yds. vs. Georgetown  
BY Opponent: 10/21/95, Robert Sewell (Holy Cross), 90 yds.

### ■ Punt returned for touchdown

By LAFAYETTE: 10/29/05, Brandon Stanford, 83 yds. vs. Bucknell  
BY Opponent: 11/17/01, Jermaine Pugh (Lehigh), 85 yds.

### ■ Interception returned for touchdown

By LAFAYETTE: 10/29/05, Tye Murphy, 50 yds. vs. Bucknell  
BY Opponent: 9/17/05, Jay McCareins (Princeton), 75 yds.

### ■ Shutout

By LAFAYETTE: 9/9/06, 31-0 at Bucknell  
BY Opponent: 9/22/01, 37-0 vs. Pennsylvania

### ■ Rush of more than 50 yards

By LAFAYETTE: 10/28/06, Jonathan Hurt, 80 yds. at Colgate  
BY Opponent: 9/24/05, James Prydatko (Fordham), 73 yds.

### ■ Pass play of more than 50 yards

By LAFAYETTE: 11/11/06, Joe Ort from Brad Maurer, 66 yds. vs. Georgetown  
BY Opponent: 11/4/06, Sylvester Clarke (58 yds.) from T.J. Jordan (Fordham)

### ■ 100 Yards Rushing (Game)

By LAFAYETTE: 11/18/06, Jonathan Hurt vs. Lehigh, 165 yds.  
BY Opponent: 11/25/06, Steve Baylark (Massachusetts), 166 yds.

### ■ 200 Yards Rushing (Game)

By LAFAYETTE: 11/18/03, Joe Ort vs. Bucknell, 209 yds.  
BY Opponent: 9/25/04, David Freeman (Richmond), 201 yds.

### ■ 300 Yards Passing (Game)

By LAFAYETTE: 11/11/03, Brad Maurer vs. Georgetown, 305 yds.  
BY Opponent: 10/21/06, Dominic Randolph (Holy Cross), 352 yds.

### ■ 400 yards Passing (Game)

By LAFAYETTE: 10/11/03, Marko Glavic vs. Columbia, 453 yds.  
By Opponent: 11/21/92, Scott Semptimpelher (Lehigh), 480 yds.

### ■ 100 yards Receiving (Game)

By LAFAYETTE: 9/9/06, Shaun Adair (112 yds., 4 rec.) at Bucknell  
By Opponent: 11/18/06, Frank Trovato (138 yds., 8 rec.), Lehigh

### ■ 200 yards Receiving (Game)

By LAFAYETTE: 11/11/06, Joe Ort (274 yds., 10 rec.) vs. Georgetown  
By Opponent: 10/25/03, Javarus Dudley (203 yds., 13 rec.), Fordham

### ■ Lafayette was Nationally-Ranked

2006: Ranked 19th by The Sports Network (Sept. 11, 2006)

### ■ Lafayette Undefeated Season

1940: 9-0 (one of five undefeated seasons in school history)



Tom Costello '92

**3X**

# PASSING RECORDS

## Individual Records

### Most Pass Attempts:

Game: 56 Marko Glavic vs. Colgate (2003)  
 Season: 399 Marko Glavic (2002)  
 Career: 1459 Marko Glavic (2000-03)

### Most Pass Completions:

Game: 34 Marko Glavic at Fordham (2002)  
 Season: 229 Marko Glavic (2003)  
 Career: 820 Marko Glavic (2000-03)

### Highest Completion %:

Game (min. 10 att.): 85.7% (12-of-14)  
 Brad Maurer vs. Columbia (2004)  
 Frank Baur vs. Kutztown (1988)  
 Season (min. 75 att.): 67.0% (124-of-185)  
 Brad Maurer (2004)  
 Career (min. 125 att.): 60.7% (434-of-715)  
 Brad Maurer (2004-06)

### Most Yards Gained:

Game: 453 Marko Glavic vs. Columbia (2003)  
 Season: 2725 Marko Glavic (2003)  
 Career: 9819 Marko Glavic (2000-2003)

### Most Touchdown Passes:

Game: 5 Tom Kirchhoff vs. Buffalo (1991)  
 5 Frank Baur vs. Army (1987)  
 5 Paul Stuncius vs. Army (1986)  
 Season: 26 Tom Kirchhoff (1992)  
 Career: 62 Marko Glavic (2000-2003)  
 62 Frank Baur (1985, 1987-89)

### Longest Pass:

98 yds. Frank Baur to Maurice Caldwell vs. Columbia (1988; TD)

### Most Interceptions Thrown:

Game: 5 Ed Baker vs. Columbia (1969)  
 Season: 19 Frank Novak (1983)  
 Career: 58 Marko Glavic (2000-03)

### Lowest Interception Percentage:

Game (min. 25 att.): 0.0% by several players  
 Season (min. 100 att.): 1.61% (4 int., 249 att.)  
 Mike Palos (1998)  
 Career (min. 500 att.): 3.21% Brad Maurer  
 (23 int., 715 att.)

## Top 10 Performances

### Most Pass Attempts:

#### Single Game:

- 56 Marko Glavic vs. Colgate, 2003
- 55 Marko Glavic vs. Lehigh, 2001
- 52 Marko Glavic vs. Harvard, 2003
- 51 Marko Glavic vs. Fordham, 2002
- 50 Marko Glavic vs. Columbia, 2001
- 49 Marko Glavic vs. Lehigh, 2003
- 48 Frank Novak vs. Colgate, 1983
- 47 Marko Glavic vs. Columbia, 2002
- 45 Frank Baur vs. Cornell, 1988
- 45 Frank Baur vs. Army, 1987

#### Single Season:

- 399 Marko Glavic (2002)
- 390 Marko Glavic (2003)
- 377 Frank Baur (1987)
- 373 Marko Glavic (2001)
- 326 Frank Novak (1983)

- 307 Brad Maurer (2006)
- 297 Marko Glavic (2000)
- 297 Shawn McHale (1995)
- 297 Tom Kirchhoff (1991)
- 296 Tom Kirchhoff (1992)

#### Career:

- 1459 Marko Glavic (2000-03)
- 1103 Frank Baur (1985-89)
- 878 Tom Kirchhoff (1989-90)
- 834 Frank Novak (1981-83)
- 757 Shawn McHale (1994-96)
- 715 Brad Maurer (2004-06)
- 518 Ed Baker (1967-69)
- 507 George Hossenlopp (1962-64)
- 488 Mark Jones (1973-76)
- 484 Mike Palos (1997-98)

### Most Pass Completions:

#### Single Game:

- 34 Marko Glavic vs. Fordham, 2002
- 33 Marko Glavic vs. Colgate, 2003
- 32 Frank Baur vs. Army, 1987
- 30 Marko Glavic vs. Harvard, 2003
- 30 Marko Glavic vs. Columbia, 2001
- 28 Brad Maurer vs. Yale, 2006
- 28 Marko Glavic vs. Lehigh, 2003
- 27 Marko Glavic vs. Holy Cross, 2001
- 25 Marko Glavic vs. Columbia, 2003
- 25 Marko Glavic vs. Lehigh, 2001
- 25 Frank Novak vs. Colgate, 1983

#### Single Season:

- 229 Marko Glavic (2003)
- 221 Marko Glavic (2002)
- 212 Frank Baur (1987)
- 211 Marko Glavic (2001)
- 192 Frank Novak (1983)
- 181 Brad Maurer (2006)
- 180 Tom Kirchhoff (1992)
- 169 Frank Baur (1989)
- 166 Tom Kirchhoff (1990)
- 164 Frank Baur (1988)

#### Career:

- 820 Marko Glavic (2000-03)
- 636 Frank Baur (1985, 1987-89)
- 510 Tom Kirchhoff (1989-92)
- 478 Frank Novak (1981-83)
- 434 Brad Maurer (2004-06)
- 386 Shawn McHale (1994-96)

- 240 Ed Baker (1967-69)
- 233 Mark Jones (1973-76)
- 225 Rob Stewart (1975-77)
- 225 George Hossenlopp (1962-64)

### Highest Completion Percentage:

#### Single Season (min. 75 att.):

- 67.0% (124-of-185) Brad Maurer (2004)
- 64.1% (164-of-256) Frank Baur (1988)
- 62.8% (81-of-129) Gary Uzelac (1978)
- 60.8% (180-of-296) Tom Kirchhoff (1992)
- 59.8% (154-of-257) Frank Novak (1982)
- 59.0% (181-of-307) Brad Maurer (2006)
- 59.0% (192-of-326) Frank Novak (1983)
- 58.9% (99-of-168) Jason Carnevale (1993)
- 58.7% (229-of-390) Marko Glavic (2003)
- 58.7% (166-of-283) Tom Kirchhoff (1990)

#### Career (min. 125 att.):

- 60.7% (434-of-715) Brad Maurer (2004-06)

- 60.3% (90-of-178) Gary Uzelac (1977-79)
- 58.1% (510-of-878) Tom Kirchhoff (1989-92)
- 57.7% (636-of-1103) Frank Baur (1985, 1987-89)
- 57.3% (478-of-834) Frank Novak (1981-83)
- 56.2% (820-of-1459) Marko Glavic (2000-03)
- 52.0% (233-of-488) Mark Jones (1973-76)
- 52.0% (102-of-196) Pat Davis (2002-05)
- 51.0% (386-of-757) Shawn McHale (1994-96)
- 49.0% (225-of-459) Rob Stewart (1975-77)

### Most Yards Gained:

#### Single Game:

- 453 Marko Glavic vs. Columbia (2003)
- 400 Frank Baur vs. Army (1987)
- 392 Marko Glavic vs. Colgate (2003)
- 370 Shawn McHale vs. Fordham (1994)
- 352 Tom Kirchhoff vs. Fordham (1990)
- 331 Rich McKay vs. Davidson (1970)
- 329 Marko Glavic vs. Holy Cross (2001)
- 323 Frank Baur vs. Columbia (1988)
- 319 Paul Stuncius vs. Army (1986)
- 310 Tom Kirchhoff vs. Columbia (1990)

#### Single Season:

- 2725 Marko Glavic (2003)
- 2670 Marko Glavic (2002)
- 2621 Frank Baur (1988)
- 2526 Frank Baur (1987)
- 2460 Marko Glavic (2001)
- 2356 Frank Novak (1983)
- 2350 Tom Kirchhoff (1992)
- 2257 Frank Novak (1982)
- 2248 Tom Kirchhoff (1990)
- 2239 Brad Maurer (2006)

#### Career:

- 9819 Marko Glavic (2000-03)
- 8399 Frank Baur (1985-89)
- 6721 Tom Kirchhoff (1989-92)
- 6378 Frank Novak (1981-83)
- 5114 Brad Maurer (2004-06)
- 4970 Shawn McHale (1994-96)
- 2921 Ed Baker (1967-69)
- 2782 Mark Jones (1973-76)
- 2684 Gary Marshall (1964-66)
- 2656 Rob Stewart (1975-77)

### Most Touchdown Passes:

#### Single Season:

- 26 Tom Kirchhoff (1992)
- 23 Frank Baur (1988)
- 21 Marko Glavic (2003)
- 20 Marko Glavic (2002)
- 20 Frank Novak (1982)
- 19 Frank Novak (1983)
- 15 Frank Baur (1989)
- 14 Shawn McHale (1996)
- 14 Tom Kirchhoff (1991)
- 13 Brad Maurer (2006)
- 13 Tom Kirchhoff (1990)
- 13 Frank Baur (1987)

#### Career:

- 62 Marko Glavic (2000-03)
- 62 Frank Baur (1985, 1987-89)
- 53 Tom Kirchhoff (1989-92)
- 51 Frank Novak (1981-83)
- 34 Shawn McHale (1994-96)
- 28 Brad Maurer (2004-06)
- 23 Gary Marshall (1964-66)
- 18 Ed Baker (1967-69)
- 18 George Hossenlopp (1962-64)
- 14 Rich McKay (1968-70)



3X



Frank Baur '90



Marko Glavic '04



Brad Maurer '07

## TOP 10 CAREER PASSERS

Year Comp/Att Yards TDs

### 1. Marko Glavic

2000	159/297	1964	12
2001	211/373	2460	9
2002	221/399	2670	20
2003	229/390	2725	21
Totals	820/1459	9819	62

### 2. Frank Baur

1985	91/175	1075	11
1986	Did Not Play		
1987	212/377	2526	13
1988	164/256	2621	23
1989	169/295	2177	15
Totals	636/1103	8399	62

### 3. Tom Kirchhoff

1989	1/2	12	0
1990	166/283	2248	13
1991	163/297	2111	14
1992	180/296	2350	26
Totals	510/878	6721	53

### 4. Frank Novak

1981	132/251	1765	12
1982	154/257	2257	20
1983	192/326	2356	19
Totals	478/834	6378	51

### 5. Shawn McHale

1994	133/244	1845	12
1995	143/297	1741	8
1996	110/216	1384	14
Totals	386/757	4970	34

### 6. Ed Baker

1967	59/140	628	2
1968	61/142	851	6
1969	120/518	1442	10
Totals	240/518	2921	18

### 7. Brad Maurer

2004	124/185	1313	6
2005	129/223	1562	9
2006	181/307	2239	13
Totals	434/715	5114	28

### 8. Mark Jones

1973	75/151	751	2
1974	53/109	634	2
1975	6/13	60	0
1976	99/175	1337	9
Totals	233/488	2782	13

### 9. Gary Marshall

1964	36/73	525	3
1965	51/127	881	8
1966	89/187	1278	12
Totals	176/387	2684	23

### 10. Rob Stewart

1975	41/82	478	2
1976	33/80	519	1
1977	152/295	1659	6
Totals	225/45	2656	9

## YEAR-BY-YEAR PASSING LEADERS (SINCE 1960)

Year	Player	Comp./Att.	Yds	Int	TD	Pct
1960	Michael Dill	21/56	287	3	1	37.5
1961	Charles Zarelli	19/60	171	8	3	31.6
1962	Geo. Hossenlopp	58/147	673	14	3	39.4
1963	Geo. Hossenlopp	70/156	824	11	5	44.8
1964	Geo. Hossenlopp	97/204	1005	11	4	47.5
1965	Gary Marshall	51/127	881	6	8	40.2
1966	Gary Marshall	89/187	1278	17	12	47.6
1967	Ed Baker	59/140	628	9	2	42.1
1968	Ed Baker	61/142	851	7	6	43.0
1969	Ed Baker	120/236	1442	16	10	51.0
1970	Rich McKay	116/246	1695	16	10	47.1
1971	Jack Hickl	42/86	499	5	2	48.8
1972	Tim Grip	37/103	366	9	1	30.1
1973	Mark Jones	75/151	751	12	2	49.7
1974	Mark Jones	53/109	634	3	2	48.6
1975	Rob Stewart	41/84	478	8	2	50.0
1976	Mark Jones	79/175	1337	8	9	56.6
1977	Rob Stewart	152/295	1659	18	6	51.5
1978	Gary Uzelac	81/129	930	5	4	62.8
1979	Hal Hocking	77/142	899	11	4	54.2
1980	Hal Hocking	31/84	440	8	2	36.9
1981	Frank Novak	132/251	1765	5	12	52.6
1982	Frank Novak	154/257	2257	12	20	59.8
1983	Frank Novak	192/326	2356	19	19	59.0
1984	Dean Rivera	84/178	805	7	4	47.0
1985	Frank Baur	91/175	1075	8	11	52.0
1986	Paul Struncius	65/129	859	7	12	50.0
1987	Frank Baur	212/377	2526	16	13	56.0
1988	Frank Baur	164/256	2621	11	23	64.1
1989	Frank Baur	169/295	2177	11	15	57.3
1990	Tom Kirchhoff	166/283	2248	13	13	58.7
1991	Tom Kirchhoff	163/297	2111	14	14	54.9
1992	Tom Kirchhoff	180/296	2350	9	26	60.8
1993	Jason Carnevale	99/168	1206	6	5	58.9
1994	Shawn McHale	133/244	1845	9	12	54.5
1995	Shawn McHale	143/297	1741	12	8	48.1
1996	Shawn McHale	110/216	1384	9	14	50.9
1997	Mike Palos	109/235	1321	14	9	46.4
1998	Mike Palos	108/249	1149	4	4	43.4
1999	Harry Armstrong	78/153	916	11	9	51.0
2000	Marko Glavic	159/297	1964	12	12	53.5
2001	Marko Glavic	211/373	2460	13	9	56.6
2002	Marko Glavic	221/399	2670	15	20	55.4
2003	Marko Glavic	229/390	2725	16	21	58.7
2004	Brad Maurer	124/185	1313	8	6	67.0
2005	Brad Maurer	129/223	1562	5	9	57.8
2006	Brad Maurer	181/307	2239	10	13	59.0



**3X**

# RECEIVING RECORDS

## TOP 10 CAREER RECEIVERS

Year	Rec	Yards	Avg	TDs
------	-----	-------	-----	-----

**1. John Weyrauch**

2001	58	889	15.3	6
2002	63	910	14.4	8
2003	41	607	14.8	4
Totals	162	2406	14.9	18

**2. Phil Yarberough**

1997	12	271	22.6	1
1998	21	324	15.4	1
1999	50	651	13.0	4
2000	77	1139	14.8	7
Totals	160	2385	14.9	13

**3. Phillip Ng**

1985	8	82	10.2	0
1986	41	556	13.5	3
1987	38	425	11.1	3
1988	65	1048	16.1	13
Totals	152	2111	13.9	19

**4. Joe McCourt**

2001	22	167	7.6	0
2002	40	332	8.3	1
2003	52	444	8.5	2
2004	25	192	7.7	1
Totals	139	1135	8.2	4

**5. Frank Corbo**

1981	14	164	11.7	0
1982	38	605	15.9	5
1983	55	783	14.2	5
1984	29	418	14.4	4
Totals	136	1970	14.4	14

**6. Jeremy Burkes**

2000	34	274	8.1	0
2001	11	138	12.5	0
2002	39	549	14.0	3
2003	36	545	15.1	5
Totals	120	1506	12.6	8

**7. Mike Miller**

1967	24	301	12.5	3
1968	42	468	13.4	2
1969	60	717	11.9	5
Totals	107	1243	11.6	7

**7. Brandon Stanford**

2003	17	245	14.4	0
2004	33	299	9.1	1
2005	57	683	12.0	3
Totals	107	1227	11.5	4

**9. Craig Roubinek**

1990	13	144	11.1	0
1991	21	236	11.2	2
1992	32	378	11.8	6
1993	38	410	10.8	3
Totals	104	1168	11.2	11

**10. Jamal Jordan**

1990	21	343	16.3	3
1991	36	401	11.1	2
1992	42	890	21.2	11
Totals	99	1634	16.5	16

## Individual Records

**Most Pass Receptions:**

Game:	12	John Weyrauch at Fordham (2002)
Season:	77	Phil Yarberough (2000)
Career:	162	John Weyrauch (2000-03)

**Most Yards Gained:**


Game:	274	Joe Ort vs. Georgetown (2006)
Season:	1139	Phil Yarberough (2000)
Career:	2406	John Weyrauch (2000-03)

**Highest Average Per Catch:**

Season (min 40 rec.):	21.2	Jamal Jordan (1992)
Career (min 50 rec.):	20.9	Tramont Evans (1992-94)

**Most Touchdown Receptions:**

Game:	3	Jeremy Burkes vs. Columbia (2003)
	3	John Weyrauch vs. Fordham (2001)
	3	Phil Yarberough vs. Bucknell (2000)
	3	Craig Roubinek vs. Army (1992)
	3	Mike Grau vs. Columbia (1989)
	3	Phillip Ng vs. Colgate (1988)
	3	Jack Gatehouse vs. Columbia (1982)
Season:	13	Phillip Ng (1988)
Career:	19	Phillip Ng (1985-88)

**John Weyrauch '04**

## Top 10 Performances

**Most Pass Receptions:**

Single Game:		
1.	12	John Weyrauch at Fordham (2002)
2.	11	Joe McCourt at Harvard (2003)
	11	John Weyrauch vs. Monmouth (2002)
	11	Phil Yarberough vs. Harvard (2000)
	11	Frank Corbo vs. Columbia (1983)
	11	Rich Smith vs. Maine (1979)
7.	10	Joe Ort vs. Georgetown (2006)
	10	Joe McCourt at Lehigh (2003)
	10	Jack Gatehouse vs. Princeton (1982)
10	10	Matt Walsh vs. Wagner (1976)
11.	9	Jamal Jordan vs. Fordham (1992)
	9	Phillip Ng vs. Bucknell (1988)
	9	Brandon Stanford at Georgetown (2005)

**Single Season:**

1.	77	Phil Yarberough (2000)
2.	65	Phillip Ng (1988)
3.	63	John Weyrauch (2002)
4.	60	Mike Miller (1969)
5.	58	John Weyrauch (2001)
6.	57	Brandon Stanford (2005)
7.	55	Frank Corbo (1983)
8.	52	Joe McCourt (2003)
9.	50	Phil Yarberough (1999)
	50	Jack Gatehouse (1982)
	50	Joe Ort (2006)

**Career:**

1.	162	John Weyrauch (2000-03)
2.	160	Phil Yarberough (1997-2000)
3.	152	Phillip Ng (1985-88)
4.	139	Joe McCourt (2001-04)
5.	136	Frank Corbo (1981-84)
6.	120	Jeremy Burkes (2000-03)
7.	107	Mike Miller (1967-69)
	107	Brandon Stanford (2003-05)
9.	104	Craig Roubinek (1990-93)
10.	99	Jamal Jordan (1990-92)

**Most Yards Gained:**

Single Game:		
1.	234	Jeremy Burkes vs. Columbia, 2003
2.	206	Jamal Jordan vs. Fordham, 1992
3.	192	Bob Donofrio vs. East Stroudsburg, 1970
4.	182	Bob Donofrio vs. Bucknell, 1970
5.	181	Tramont Evans vs. Fordham, 1994
6.	180	Jack Gatehouse vs. Columbia, 1982
7.	177	Eric Perry vs. Princeton, 1992
8.	175	Phil Yarberough vs. Harvard, 2000
9.	169	Phillip Ng vs. Bucknell, 1988
10.	167	Dave Baird vs. Lehigh, 1990

**Single Season:**

1.	1139	Phil Yarberough (2000)
2.	1048	Phillip Ng (1988)
3.	910	John Weyrauch (2002)
4.	890	Jamal Jordan (1992)
5.	889	John Weyrauch (2001)
6.	850	Jack Gatehouse (1982)
7.	814	Joe Ort (2006)
8.	806	Dave Baird (1990)
9.	783	Frank Corbo (1983)
10.	744	Rick Nowell (1970)

**Career:**

1.	2406	John Weyrauch (2000-03)
2.	2385	Phil Yarberough (1997-2000)
3.	2111	Phillip Ng (1985-88)
4.	1970	Frank Corbo (1981-84)
5.	1681	Dave Baird (1988-90)
6.	1673	Quincy Miller (1993-96)
7.	1634	Jamal Jordan (1990-92)
8.	1551	Joe Ort (2004-06)
9.	1506	Jeremy Burkes (2000-03)
10.	1364	Bob Donofrio (1968-70)




3X



Phillip Ng '89

## YEAR-BY-YEAR RECEIVING LEADERS (SINCE 1960):

Year	Player	Rec.	Yds.	Avg.	TDs
1960	Robert Gursky	8	143	17.9	0
1961	Robert Gursky	8	89	11.1	1
1962	John Brown	12	128	10.6	0
1963	Gabe Washo	18	171	9.5	0
1964	Dave Brown	35	468	13.4	1
1965	Dave Brown	31	479	15.5	4
1966	Dave Robertshaw	33	496	15.0	5
1967	Dave Robertshaw	24	301	12.5	3
1968	Mike Miller	42	468	13.4	2
1969	Mike Miller	60	717	11.9	5
1970	Rick Nowell	48	744	15.5	5
1971	Tony Giglio	23	252	11.0	0
1972	Chef Banash	11	167	15.2	0
1973	Terry Byrd	29	344	11.9	1
1974	Jeff Schmidt	30	387	12.9	3
1975	Courtenay Hough	33	467	14.2	1
1976	Matt Walsh	37	589	15.9	3
1977	Max Shoemaker	42	586	14.0	2
1978	Rich Smith	28	420	15.0	3
1979	Rich Smith	33	485	14.1	2
1980	Jim Flanigan	24	346	14.4	4
1981	Jack Gatehouse	34	379	11.1	2
1982	Jack Gatehouse	50	850	17.0	8
1983	Frank Corbo	55	783	14.2	5
1984	Frank Corbo	29	418	14.4	4
1985	Carl St. Bernard	41	479	11.7	7
1986	Phillip Ng	41	556	13.5	3
1987	Jim Johnson	48	649	13.5	3
1988	Phillip Ng	65	1048	16.1	13
1989	Mike Grau	37	591	16.0	6
1990	Dave Baird	43	806	18.7	6
1991	John Carter	36	728	20.2	6
1992	Jamal Jordan	42	890	21.2	11
1993	Craig Roubinek	38	410	10.8	3
1994	Jarrett Shine	34	411	12.1	2
1995	Glenn Hunzinger	47	540	11.5	1
1996	Quincy Miller	49	740	15.1	9
1997	Tom Falzone	25	294	11.8	4
1998	Joe Luke	37	379	10.2	3
1999	Phil Yarberough	50	651	13.0	4
2000	Phil Yarberough	77	1139	14.8	7
2001	John Weyrauch	58	889	15.3	6
2002	John Weyrauch	63	910	14.4	8
2003	Joe McCourt	52	444	8.5	2
2004	Brandon Stanford	33	299	9.1	1
2005	Brandon Stanford	57	683	11.5	3
2006	Joe Ort	50	814	16.3	3



### Highest Average Per Catch:

- Single Season (min. 40 rec.):
- 21.2 Jamal Jordan (1992)
  - 18.7 Dave Baird (1990)
  - 17.0 Jack Gatehouse (1982)
  - 16.3 Joe Ort (2006)
  - 16.1 Phillip Ng (1988)
  - 15.5 Rick Nowell (1970)
  - 15.3 John Weyrauch (2001)
  - 15.1 Quincy Miller (1996)
  - 14.8 John Weyrauch (2003)
  - 14.8 Phil Yarberough (2000)
  - 14.4 John Weyrauch (2002)

### Career (min. 50 rec.):

- 20.9 Tramont Evans (1992-94)
- 19.5 Maurice Caldwell (1985-88)
- 18.3 Dave Baird (1988-90)
- 18.2 Bob Donofrio (1968-70)
- 17.8 John Carter (1988-91)
- 17.1 Quincy Miller (1993-96)
- 16.5 Jamal Jordan (1990-92)
- 16.3 Dave Robertshaw (1965-67)
- 16.2 Joe Ort (2004-06)
- 16.0 Al Cognigni (1979-81)

### Most Touchdowns:

- Single Season:
- 13 Phillip Ng (1988)
  - 11 Jamal Jordan (1992)
  - 9 Quincy Miller (1996)
  - 8 John Weyrauch (2002)
  - 8 Jack Gatehouse (1982)
  - 7 Carl St. Bernard (1985)
  - 7 Phil Yarberough (2000)
  - 6 John Weyrauch (2001)
  - 6 Mike Grau (1989)
  - 6 Dave Baird (1990)
  - 6 John Carter (1991)
- Career:
- 19 Phillip Ng (1985-88)
  - 18 John Weyrauch (2000-03)
  - 16 Quincy Miller (1993-96)
  - 16 Jamal Jordan (1990-92)
  - 14 Frank Corbo (1981-84)
  - 13 Phil Yarberough (1997-2000)
  - 12 Dave Baird (1988-90)
  - 11 Craig Roubinek (1990-93)
  - 11 Jim Johnson (1984-87)
  - 10 Tramont Evans (1992-94)
  - 10 Maurice Caldwell (1985-88)
  - 10 Jack Gatehouse (1979-82)

**3X**

# TOTAL OFFENSE/PUNTING/SCORING RECORDS

## TOTAL OFFENSE RECORDS (Rushing plus Passing)

### Individual Records

**Most Net Yards Gained:**

Game:	480	Marko Glavic vs. Columbia (2003)
Season:	2819	Marko Glavic (2003)
Career:	10,064	Marko Glavic (2000-03)

**Most Offensive Plays:**

Game:	65	Marko Glavic vs. Colgate (2003)
Season:	486	Marko Glavic (2002)
Career:	1745	Marko Glavic (2000-03)

### Top 10 Performances

**Most Net Yards Gained:**

Single Season:	1.	2819	Marko Glavic (2003)
	2.	2790	Marko Glavic (2002)
	3.	2727	Frank Baur (1988)
	4.	2641	Marko Glavic (2001)
	5.	2575	Frank Baur (1987)
	6.	2423	Tom Kirchhoff (1992)
	7.	2381	Frank Novak (1983)
	8.	2341	Tom Kirchhoff (1990)
	9.	2207	Frank Novak (1982)
	10.	2191	Frank Baur (1989)

## PUNTING RECORDS

### Individual Records

**Most Punts:**

Game:	22	Sam Moyer vs. Lehigh (1938)
Season:	78	Bob Zimmers (1968)
Career:	253	Adam Holt (1998-2001)

**Highest Average Yards/Punt:**

Game (min. 5 punts):	54.0	(5 punts, 270 yds.) Walt Zirinsky vs. Muhlenberg (1941)
Season (min. 20 punts):	42.6	(43 punts, 1831 yds.) Charles Loiacano (1946)
Career (min. 70 punts):	38.8	(114 punts, 4433 yds.) Dave Brown (1964-65)

**Longest Punt:**

93 yds. Tom Kearns vs. Franklin &amp; Marshall (1937)

### Top 10 Performances

**Highest Average Yards/Punt:**

Single Season (min. 20 punts):	1.	42.6	(43 punts, 1831 yards) Charles Loiacano (1946)
	2.	40.1	(69 punts, 2766 yards) Dave Brown (1965)
	3.	39.0	(53 punts, 2067 yards) Joe Genduso (1985)
	4.	38.0	(31 punts, 1178 yards) Bob Zimmers (1967)
	5.	37.8	(36 punts, 1360 yards) Eric Krupa (1991)
	6.	37.6	(46 punts, 1731 yards) Jim O'Sullivan (1975)
	7.	37.5	(66 punts, 2477 yards) Dave Page (1978)
	8.	37.4	(28 punts, 1046 yards) Daryl Boich (1988)
	9.	37.2	(64 punts, 2383 yards) Dave Page (1980)
		37.2	(64 punts, 2380 yards) Adam Holt (1999)
		37.2	(42 punts, 1564 yards) Rick Nowell (1970)

## SCORING RECORDS

### Individual Records

**Most Points:**

Game:	30	Joe McCourt vs. Holy Cross (2004)
	30	Fred Robbins vs. Lehigh (1944)
	30	George "Mike" Wilson vs. Susquehanna (1926)
Season:	120	George "Mike" Wilson (1926)
Career:	326	Joe McCourt (2001-04)

**Most Touchdowns:**

Game:	5	Joe McCourt vs. Holy Cross (2004)
	5	Fred Robbins vs. Lehigh (1944)
	5	George "Mike" Wilson vs. Susquehanna (1926)
Season:	20	George "Mike" Wilson (1926)
Career:	54	Joe McCourt (2001-04)

**Most Points (Kicking):**

Game:	16	Jim Hodson vs. Fordham (1989)
Season:	79	Martin Brecht (2002)
Career:	255	Jason McLaughlin (1991-94)

### Top 10 Performances

**Most Points:**

Single Season:	1.	120	George "Mike" Wilson (1926)
	2.	104	Joe McCourt (2003)
	3.	102	Joe McCourt (2004)
		102	Tom Costello (1989)
	5.	96	Nick Kowgios (1982)
		96	Jonathan Hurt (2005)
	7.	84	Joe McCourt (2002)
		84	Tony Giglio (1973)
	9.	80	Phillip Ng (1988)
	10.	79	Martin Brecht (2002)

## YEAR-BY-YEAR SCORING LEADERS (SINCE 1960):

Year	Player	TDs	PATs	2PT	FGs	Pts.
1960	Walter Doleschal	2	3	-	5	30
1961	Walter Doleschal	1	4	-	1	13
1962	Bill Horvath	0	3	-	3	13
1963	Bill Horvath	2	4/4	-	-	16
1964	Bob Gombos	3	-	-	-	18
1965	Bill Vonroth	4	-	1	-	26
1966	Chris Yaniger	4	6/13	-	1/2	33
1967	Bill Messick	0	11/12	-	3/9	20
1968	Bob Zimmers	7	-	-	-	42
1969	Tom Triolo	9	-	-	-	54
1970	Rick Nowell	5	19/23	-	4/5	61
1971	Doug Elgin	8	-	-	-	48
1972	Tony Giglio	7	-	-	-	42
1973	Tony Giglio	14	-	-	-	84
1974	Dan Kuhn	0	9/9	-	8/12	33
1975	Greg DeSanty	6	-	-	-	36
1976	John Orrico	11	-	-	-	66
1977	Dave Heverling	0	20/22	-	14/19	62
1978	Dave Heverling	0	17/18	-	6/15	35
1979	Ed Rogusky	4	-	-	-	24
1980	Bob Barnett	0	7/8	-	6/8	25
1981	Craig Williams	13	-	-	-	78
1982	Nick Kowgios	16	-	-	-	96
1983	Joe Genduso	0	31/35	-	6/15	49
1984	Nick Kowgios	7	-	-	-	42
1985	Mike Renzi	0	22/27	-	9/14	49
1986	Bruce McIntyre	11	-	-	-	66
1987	Jim Hodson	0	26/28	-	6/16	44
1988	Phillip Ng	13	-	-	-	80
1989	Tom Costello	17	-	-	-	102
1990	Jim Hodson	0	25/26	-	12/17	61
1991	Jason McLaughlin	0	29/33	-	12/21	65
1992	Jason McLaughlin	0	46/47	-	10/19	76
1993	Jason McLaughlin	0	31/32	-	9/18	58
1994	Erik Marsh	12	-	-	-	72
1995	Leonard Moore	7	-	-	-	42
1996	Brian Menecola	0	18/22	-	12/18	54
	Quincy Miller	9	-	-	-	54
1997	Todd Stahlnecker	10	-	-	-	60
1998	Leonard Moore	10	-	1	-	62
1999	Brian Tuma	10	-	-	-	60
2000	Andrew May	7	-	-	-	42
2001	Martin Brecht	0	21/24	-	11/17	54
2002	Joe McCourt	14	-	-	-	84
2003	Joe McCourt	17	-	1	-	104
2004	Joe McCourt	17	-	-	-	102
2005	Jonathan Hurt	16	-	-	-	96
2006	Jonathan Hurt	17	-	-	-	102





3X

# INTERCEPTION/TACKLE RECORDS

## INTERCEPTION RECORDS

### Individual Records

#### Most Interceptions:

Game:	3	Horace Davis vs. Bucknell (1987)
	3	Mike Joseph vs. Bucknell (1986)
	3	Frank Gaziano vs. East Stroudsburg (1984)
	3	Dave Shea vs. Kings Point (1979)
	3	Ed DiSalvo vs. Columbia (1969)
	3	Larry Flohr vs. Kings Point (1968)
	3	Don Hughes vs. Lehigh (1967)
Season:	10	Bob Mahr (1981)
Career:	19	Mike Joseph (1984-87)

#### Longest Interception Return:

100 yds. Jeff Werrell & Adriel Linyear vs. Columbia (2001)

### Top 10 Performances (since 1975)

#### Most Passes Intercepted:

Single Season:		
1.	10	Bob Mahr (1981)
2.	7	Mike Joseph (1986)
	7	Jim Medes (1978)
4.	6	Elijah Beamon (1999)
	6	Angel Colon (1997)
	6	Matt Cope (1993)
	6	Joe Yanek (1986)
	6	Dave Rankins (1984)
	6	Dave Rankins (1983)
	6	Dave Shea (1979)

#### Most Yards Gained:

Single Season:		
1.	148	Matt Van Doren (2001)
2.	130	Matt Cope (1993)
3.	126	Brian Tuma (1997)
4.	111	Horace Davis (1986)
5.	101	Joe Yanek (1986)
6.	99	Dave MacPhee (1987)
7.	92	Dave Shea (1979)
8.	89	Horace Davis (1987)
9.	88	Mike Joseph (1987)
	88	Dave Rankins (1984)



Harrison Bailey '95

## YEAR-BY-YEAR INTERCEPTION LEADERS (SINCE 1975):

Year	Player	Int.	Yards
1975	Greg Shugars	3	3
1976	Greg Shugars	4	14
1977	Jim Medes	3	9
1978	Jim Medes	7	68
1979	Dave Shea	6	92
1980	Joe Skladany	5	37
1981	Bob Mahr	10	48
1982	Bob Mahr	5	34
1983	Dave Rankins	6	53
1984	Dave Rankins	6	88
1985	Dave Rankins	4	29
1986	Mike Joseph	7	40
1987	Horace Davis	5	89
1988	Dwayne Norris	4	29
1989	Walt Johnson	2	5
	Rodney Shannon	2	12
1990	Tim Moncman	3	9
1991	Rob Kulbacki	5	16
1992	Chris Hummel	1	55
	Shawn Carter	1	33
	Matt Cope	1	25
	Jojo Herndon	1	15
	Pete Ohnegian	1	12
	Netfa Slaughter	1	9
	Ed Albert	1	4
	Craig Davis	1	1
	John Troxell	1	0
	Tramont Evans	1	0
1993	Matt Cope	6	130
1994	B.J. Gallis	3	28
	Kevin Conaboy	3	39
1995	B.J. Gallis	5	42
1996	B.J. Gallis	3	34
1997	Angel Colon	6	46
1998	Elijah Beamon	3	29
1999	Elijah Beamon	6	43
2000	Bryant Ibekwe	2	5
	Elijah Beamon	2	36
2001	Adriel Linyear	2	65
	Matt Van Doren	2	148
	Darnell Azeez	2	2
2002	Bill Stocker	3	1
2003	Matt Van Doren	2	33
2004	Torian Johnson	2	66
	Andrew Brown	2	11
2005	Torian Johnson	3	86
2006	Torian Johnson	3	27



## TACKLE RECORDS

### Individual Records

#### Most Tackles:

Game:	26	(16 solo, 10 assisted) Daryl Boich vs. Army (1989)
Season:	165	(95 solo, 70 assisted) George Wilson (1980)
Career:	532	(344 solo, 188 assisted) Joe Skladany (1978-81)

#### Most Sacks:

Game:	5	Brian Guttman vs. Lehigh (1982)
Season:	11	Gavin Morrissey (1995)
	11	Keith Grant (1989)
	11	Mike King (1985)
Career:	25	Harrison Bailey (1991-94)

### Top 10 Performances (since 1975):

#### Most Total Tackles:

Single Season:		
1.	165	George Wilson (1980)
2.	154	Joe Skladany (1980)
3.	153	Ryan Hiles (1998)
4.	145	Dan Bengele (1997)
5.	142	Joe Skladany (1979)
6.	141	Kevin McManus (1992)
7.	139	Daryl Boich (1989)
8.	135	George Wilson (1981)
9.	133	Maurice Bennett (2005)
9.	133	Dick Galbally (1975)

#### Most Sacks:

Single Season:		
1.	11	Gavin Morrissey (1995)
	11	Keith Grant (1989)
	11	Mike King (1985)
4.	9	Shawn Reilly (2000)
	9	Harrison Bailey (1993)
	9	Harrison Bailey (1994)
	9	Pete Ohnegian (1991)
	9	Mike King (1983)
9.	8.	John Green (1998)
	8	Dan Bengele (1997)
	8	Matt Sala (1988)
	8	Tom Padilla (1977)



Maurice Bennett '06



3X



David Nelson '05

### DAVID NELSON '06 AWARD OF VALOR

Established on February 25, 2006, the David Nelson '06 Award of Valor is presented to the member of the football team who displays an exceptional amount of heart and courage. A co-captain of the 2005 Patriot League championship team, Nelson overcame a near-fatal stabbing in Boston before his senior season to start all 12 games at fullback. He finished fourth on the team with 19 receptions for 212 yards and caught touchdown passes against Harvard and Holy Cross. Nelson was honored with the 2006 ECAC Award of Valor, along with high school teammate Brian Benvie of Stonehill College.

- 2005 David Nelson
- 2006 Archie Fisher

### YEAR-BY-YEAR TACKLE LEADERS (SINCE 1975):


Year	Player	UT	AT	Total
1975	Dick Galbally	-	-	133
1976	Mike McAfee	-	-	96
1977	Mike McAfee	50	62	112
1978	Brent Beyer	76	49	125
1979	Joe Skladany	88	54	142
1980	George Wilson	95	70	165
1981	George Wilson	98	37	135
1982	Tony Green	61	25	86
1983	John Anderson	54	68	122
1984	Frank Gaziano	67	41	108
1985	Frank Gaziano	51	54	105
1986	Mike Shumaker	54	44	98
1987	Mike Shumaker	67	41	108
1988	Joel Cummiskey	42	64	106
1989	Daryl Boich	59	80	139
1990	Kevin McManus	50	69	119
1991	Kevin McManus	68	59	127
1992	Kevin McManus	83	58	141
1993	Nefza Slaughter	79	46	125
1994	Rawle Howard	88	58	146
1995	Rawle Howard	78	58	136
1996	B.J. Gallis	75	40	115
1997	Dan Bengele	89	56	145
1998	Ryan Hiles	97	56	153
1999	Ryan Hiles	45	43	88
2000	Bryant Ibekwe	52	36	88
2001	Matt Bourdon	47	48	95
2002	Chris Partridge	48	58	106
2003	Maurice Bennett	52	56	108
2004	Maurice Bennett	52	67	119
2005	Maurice Bennett	48	90	133
2006	Andy Romans	57	52	109

### YEAR-BY-YEAR SACK LEADERS (SINCE 1975):

Year	Player	Sacks
1975	Tom Padilla	7
1976	Tom Padilla	6
1977	Tom Padilla	8
1978	Mike Weber	7
1979	Jon Best	6
1980	Tony Green	4
1981	Tony Green	7
1982	Brian Guttman	7
1983	Mike King	9
1984	Charles Brantley	6
1985	Mike King	11
1986	Matt Higgins	4
1987	Horace Davis	3
	Mike Shumaker	3
	Keith Grant	3
1988	Matt Sala	8
1989	Keith Grant	11
1990	Dave Gash	4
1991	Pete Ohnegian	9
1992	Harrison Bailey	7
1993	Harrison Bailey	9
1994	Harrison Bailey	9
1995	Gavin Morrissey	11
1996	Andy Zabinski	5
1997	Dan Bengele	8
1998	John Green	8
1999	John Fisher	5
	Chad Williamson	5
2000	Shawn Reilly	9
2001	Matt Bourdon	4
2002	Pat Brown	5
	Chris Partridge	5
2003	Maurice Bennett	4
	Wes Erbe	4
2004	Marvin Snipes	6
2005	Maurice Bennett	7
2006	Keith Bloom	5



Joe Skladany '82



B.J. Gallis '97

**3X**

# KICKING/KICK AND PUNT RETURN RECORDS

## KICKING RECORDS

### Individual Records

**Most Field Goals:**

Game: 4 Jim Hodson vs. Kutztown (1990),  
vs. Fordham (1989)  
Season: 16 Martin Brecht (2002)  
Career: 41 Jason McLaughlin (1991-94)

**Longest Field Goal:**

53 yds. George McCaa vs. Brown (1909; placement)  
51 yds. Rick Ziska at Holy Cross (2005)  
48 yds. Rick Ziska at Georgetown (2004)  
48 yds. Frank Grube vs. Washington & Jefferson  
(1926; dropkick)

**Most PAT Made (Kicking):**

Game: 9 [10 att.] Frank Newberry vs.  
Lebanon Valley (1905)  
Season: 51 [51 att.] Jim Hodson (1988)  
Career: 134 [140 att.] Jim Hodson (1987-90)

### Top 10 Performances

**Most Field Goals Made:**

Single Season:  
1. 16 Martin Brecht (2002)  
2. 14 Dave Heverling (1977)  
3. 13 Jim Hodson (1989)  
4. 12 Jason McLaughlin (1992)  
12 Jim Hodson (1990)  
6. 11 Martin Brecht (2001)  
11 Rick Ziska (2005)  
7. 10 Jason McLaughlin (1992)  
8. 9 Jason McLaughlin (1993)  
9 Jim Hodson (1990)  
9 Mike Renzi (1985)

**Most PATs Made (since 1963):**

Single Season:  
1. 51 Jim Hodson (1988)  
2. 46 Jason McLaughlin (1992)  
3. 39 Mark Petty (1982)  
4. 37 Rick Ziska (2004)  
37 Mike Renzi (1986)  
6. 32 Jim Hodson (1989)  
7. 31 Martin Brecht (2002)  
31 Jason McLaughlin (1993)  
31 Joe Genduso (1983)  
9. 29 Jason McLaughlin (1991)

## RETURN RECORDS

### Individual Records

**Longest Kickoff Return:**

97 yds. Andrew May vs. Holy Cross (2000; TD)

**Longest Punt Return:**

92 yds. Ryan Priest vs. Lehigh (1982; TD)

## PUNT RETURNS

### Top 10 Performances (since 1975)

**Most Yards Gained:**

Single Season:  
1. 438 Brandon Stanford (2005)  
2. 418 John Orrico (1976)  
3. 336 Angel Colon (1999)  
4. 320 Barrett Hammons (1998)  
5. 271 Ryan Priest (1982)  
6. 244 John Orrico (1975)  
7. 240 Ryan Priest (1983)  
8. 203 Derik Mesquita (1997)  
9. 201 Jarrett Shine (1992)  
10. 183 Brandon Stanford (2002)  
183 Jarrett Shine (1993)

**Highest Average Per Return:**

Single Season:  
1. 22.5 Ryan Priest (1982)  
2. 18.9 Greg DeSanty (1975)  
3. 14.6 Brandon Stanford (2005)  
4. 13.4 Jarrett Shine (1992)  
5. 11.9 Derik Mesquita (1997)  
6. 11.2 Angel Colon (1999)  
11.2 Carmine DeSantis (1981)  
8. 11.1 John Orrico (1975)  
9. 10.3 Barrett Hammons (1988)  
10. 9.0 Frank Luzi (1981)

## KICKOFF RETURNS

### Top 10 Performances (since 1975)

**Most Yards Gained:**

Single Season:  
1. 625 Larry Johnson (2004)  
2. 600 Maurice Caldwell (1988)  
3. 597 Kurt Bowman (1986)  
4. 578 Larry Johnson (2003)  
5. 558 Larry Johnson (2005)  
6. 500 Scott Kershaw (1990)  
7. 499 Nino DiMatteo (1997)  
8. 469 John Kahn (1990)  
9. 464 Larry Johnson (2002)  
10. 418 John Orrico (1976)

**Highest Average Per Return:**

Single Season (min. 15 returns):  
1. 27.5 Larry Johnson (2003)  
2. 26.6 Larry Johnson (2005)  
3. 25.0 Scott Kershaw (1990)  
4. 24.6 John Orrico (1976)  
5. 23.1 Larry Johnson (2004)  
6. 22.2 Maurice Caldwell (1989)  
7. 22.1 Rodney Shannon (1989)  
8. 21.7 Nino DiMatteo (1997)  
9. 21.5 Jarrett Shine (1992)  
10. 20.2 Larry Johnson (2002)  
20.2 Erik Marsh (1991)



Brandon Stanford '06



Larry Johnson '06



Martin Brecht '03

**3X**

# LAFAYETTE'S ALL-PATRIOT LEAGUE PLAYERS — 1986-2006

## **Patriot League All-Anniversary Team — 1986-2000**

*(as selected by a panel of Patriot League coaches, sports information directors and administrators)*

DB Matt Cope '96, DB B.J. Gallis '97, TB Erik Marsh '95, PK Jason McLaughlin '95

## **Four-time All-Patriot League honorees (1):**

PK Jason McLaughlin (91-94)

**Three-time All-Patriot League honorees (10):** DB Elijah Beamon (98-00), LB Dan Bengele (95-97), DB Angel Colon (97-99), DB Matt Cope (93-95), DL John Green (96-98), PK Jim Hodson (88-90), TB Erik Marsh (92-94), OL Kevin Moss (01-03), OL Chris Royle (00-02), OL Damian Wroblewski (96-98)

## **Two-time All-Patriot League honorees (20):**

DL Harrison Bailey (93-94), LB Maurice Bennett (04-05), OL Drew Buettner (04-05), LB Blake Costanzo (04-05), TB Tom Costello (88-89), OL Jeff Denning (94-95), DB B.J. Gallis (95-96), LB Rawle Howard (94-95), TE Glenn Hunzinger (94-95), FS Torian Johnson (05-06), OL Matt Kujovsky (93-94), QB Brad Maurer (05-06), TB Joe McCourt (03-04), WR Quincy Miller (95-96), DL Gavin Morrissey (94-95), DB Mark Reardon (92-93), TE Craig Roubinek (92-93), OL Mike Saint Germain (05-06), DE Marvin Snipes (05-06), WR Phil Yarberough (99-00)

## **2006\*** (OPOY: TB Jonathan Hurt)

**First Team:** TB Jonathan Hurt, FS Torian Johnson, WR Joe Ort, ILB Andy Romans, OL Mike Saint Germain, DE Marvin Snipes, DL Kyle Sprenkle  
**Second Team:** TE Kevin Ganascioli, DB Adrian Lawson, OL Greg Lippert, DL Dan Liseno, QB Brad Maurer, OL Jesse Padilla, K Rick Ziska

## **2005\***

**First Team:** WR Brandon Stanford, OL Drew Buettner, OL Mike Saint Germain, DL Marvin Snipes, LB Maurice Bennett  
**Second Team:** QB Brad Maurer, TE Chad Walker, LB Blake Costanzo, LB Dion Witherspoon, DB Torian Johnson, DB Tye Murphy

## **2004\*** (OPOY: TB Joe McCourt, Coach: Frank Tavani)

**First Team:** TB Joe McCourt, OL Stephen Bono, OL Joe Ungrady, LB Maurice Bennett  
**Second Team:** OL Drew Buettner, LB Blake Costanzo, P Mike Davis

## **2003**

**First Team:** OL Kevin Moss  
**Second Team:** TB Joe McCourt

## **2002**

**First Team:** OL Chris Royle, OL Kevin Moss  
**Second Team:** QB Marko Glavic, WR John Weyrauch

## **2001** (ROY: TB Joe McCourt)

**First Team:** OL Chris Royle  
**Second Team:** TE Stewart Kupfer, OL Kevin Moss

## **2000** (OPOY: WR Phil Yarberough, ROY: QB Marko Glavic)

**First Team:** WR Phil Yarberough, FB Ryan Mayo  
**Second Team:** OL Chris Royle, DB Elijah Beamon

## **1999**

**First Team:** LB John Fistner  
**Second Team:** WR Phil Yarberough, DB Elijah Beamon, DB Angel Colon

## **1998** (ROY: DB Kenya Allen)

**First Team:** TB Leonard Moore, DL John Green  
**Second Team:** OL Damian Wroblewski, LB Ryan Hiles, DB Elijah Beamon, DB Angel Colon

## **1997** (DPOY: LB Dan Bengele)

**First Team:** OL Damian Wroblewski, DL John Green, LB Dan Bengele  
**Second Team:** DB Angel Colon

## **1996** (DPOY: DB B.J. Gallis)

**First Team:** WR Quincy Miller, PK Brian Menecola, DL Craig Hansen, LB Dan Bengele, DB B.J. Gallis  
**Second Team:** OL Jim Goff, OL Damian Wroblewski, DL John Green

## **1995** (ROY: TB Leonard Moore)

**First Team:** TE Glenn Hunzinger, DL Gavin Morrissey, LB Rawle Howard, DB Tadjji Chattman, DB Matt Cope  
**Second Team:** TB Leonard Moore, WR Quincy Miller, OL Jeff Denning, LB Dan Bengele, DB B.J. Gallis (Co-POY: TB Erik Marsh)

## **1994\*** (Co-ROY: QB Shawn McHale, Coach: Bill Russo)

**First Team:** TB Erik Marsh, WR Tramont Evans, OL Matt Kujovsky, DL Harrison Bailey, DL Derek Mast, DL Gavin Morrissey, LB Rawle Howard, DB Matt Cope  
**Second Team:** QB Shawn McHale, WR Jarrett Shine, TE Glenn Hunzinger, OL Jeff Denning, OL Jeremy Sweeney, PK Jason McLaughlin

## **1993** (OPOY: TB Erik Marsh)

**First Team:** TB Erik Marsh, TE Craig Roubinek, OL Matt Kujovsky, OL Dave Pyne, DL Harrison Bailey, DL Ed Sasso, LB Nefta Slaughter, DB Matt Cope  
**Second Team:** PK Jason McLaughlin, LB Doug Hines, DB Mark Reardon

## **1992\*** (OPOY: TB Erik Marsh, Coach: Bill Russo)

**First Team:** QB Tom Kirchhoff, TB Erik Marsh, TE Craig Roubinek, OL Chris Bellucci, OL Ed Hudak, OL Pete Ravalico, PK Jason McLaughlin, DB Mark Reardon  
**Second Team:** WR Jamal Jordan, DL Pete Ohnegian, LB Kevin McManus

## **1991** (ROY: TB Erik Marsh)

**First Team:** PK Jason McLaughlin  
**Second Team:** OL Dave Levine, DB Rob Kulbacki, P Eric Krupa

## **1990** (ROY: TB Art Dennis)

**First Team:** none selected  
**Second Team:** PK Jim Hodson, DL Art Bittel, LB Dave Weaver, DB Rodney Shannon

## **1989** (OPOY: TB Tom Costello)

**First Team:** TB Tom Costello, OL Dave Williams, OL Gee Lofstead, PK Jim Hodson, LB Daryl Boich, DB Dwayne Norris  
**Second Team:** TE Matt Winters, P Daryl Boich

## **1988\*** (POY: QB Frank Baur, OPOY: QB Frank Baur, ROY: TB Tom Costello, Coach: Bill Russo)

**First Team:** QB Frank Baur, TB Tom Costello, WR Phillip Ng, OL Andy Nygren, PK Jim Hodson

## **1987\***

**First Team:** LB Horace Davis, DB Mike Joseph

## **1986\***

**First Team:** TB Bruce McIntyre, OL Chris Thatcher, P Joe Genduso

(note: second team all-league selection began in 1989)

\*denotes Patriot League champions  
OPOY= Offensive Player of the Year  
DPOY= Defensive Player of the Year  
ROY= Rookie of the Year  
Coach= Coach of the Year  
POY+ Player of the Year  
(Discounted in 2001)

**3X**

# ALL-TIME COACHING RECORDS

Coach	Seasons	Years	Won	Lost	Tied	Pct.
Student Coaches	9	1882-90	35	29	4	.544
W.S. Moyle	2	1891-92	7	16	1	.313
P.G. Haskell & H.H. Vincent	1	1893	3	6	0	.333
Hugh Janeway & H.H. Vincent	1	1894	5	6	0	.455
Parke Davis	3	1895-97	28	12	2	.700
S.B. Newton	5	1898-1901, 1911	34	8	0	.810
David Fultz	1	1902	8	3	0	.727
Dr. Alfred Bull	5	1903-07	37	10	3	.770
George Barclay	1	1908	6	2	2	.700
Bob Folwell	3	1909-11	19	2	1	.886
George McCaa	2	1912-13	8	10	2	.450
Wilmer Crowell	3	1914-16	15	12	3	.550
Robert "Punk" Berryman	1	1917	3	5	0	.375
Lt. L.A. Cobbett	1	1918	3	4	0	.429
Dr. John B. "Jock" Sutherland	5	1919-23	33	8	2	.791
G. Herbert McCracken	12	1924-35	59	40	6	.590
Ernie Nevers	1	1936	1	8	0	.111
Edward E. "Hook" Mylin	7	1937-42, 1946	36	24	1	.598
Ben Wolfson	3	1943-45	11	9	1	.548
Ivan Williamson	2	1947-48	13	5	0	.722
Maurice "Clipper" Smith	3	1949-51	4	21	0	.160
Steve Hokuif	6	1952-57	25	27	0	.481
James McConlogue	5	1958-62	20	23	2	.466
Kenneth Bunn	4	1963-66	7	28	2	.216
Harry Gamble	4	1967-70	21	19	0	.525
Neil Putnam	10	1971-80	44	55	3	.446
Bill Russo	19	1981-99	103	98	4	.512
Frank Tavani	7	2000-06	38	42	0	.475
<b>Totals</b>	<b>125</b>	<b>1882-2006</b>	<b>636</b>	<b>532</b>	<b>39</b>	<b>.540</b>

## did you know?

*The Lafayette Football Class of 2006 won 28 games and left College Hill as the winningest group since the Class of 1927, which won a national championship as seniors. ▲*

## YEAR-BY-YEAR RECORDS

Year	W	L	T	Year	W	L	T	Year	W	L	T	Year	W	L	T	Year	W	L	T	Year	W	L	T
1882	0	2	0	1906	8	1	1	1930	5	3	1	1954	4	5	0	1978	4	7	0	2002	7	5	0
1883	2	4	0	1907	7	2	1	1931	7	2	0	1955	6	2	0	1979	5	3	2	2003	5	6	0
1884	2	5	0	1908	6	2	2	1932	3	5	0	1956	6	3	0	1980	3	7	0	2004+	8	4	0
1885	3	2	1	1909	7	0	1	1933	3	5	1	1957	4	4	0	1981	9	2	0	2005+	8	4	0
1886	10	2	0	1910	7	2	0	1934	2	6	0	1958	5	3	1	1982	7	3	0	2006+	6	6	0
1887	7	2	0	1911	8	2	0	1935	2	7	0	1959	5	4	0	1983	6	5	0	Totals	626	532	39
1888	6	3	0	1912	4	5	1	1936	1	8	0	1960	5	4	0	1984	5	5	0				
1889	3	4	2	1913	4	5	1	1937	8	0	0	1961	2	6	1	1985	6	5	0				
1890	2	5	1	1914	5	3	2	1938	5	3	0	1962	3	6	0	1986	6	5	0				
1891	2	9	1	1915	8	3	0	1939	4	5	0	1963	1	8	0	1987	4	7	0				
1892	5	7	0	1916	2	6	1	1940	9	0	0	1964	0	7	2	1988#	8	2	1				
1893	3	6	0	1917	3	5	0	1941	5	4	0	1965	3	7	0	1989	5	5	0				
1894	5	6	0	1918	3	4	0	1942	3	5	1	1966	3	6	0	1990	4	7	0				
1895	6	2	0	1919	6	2	0	1943	4	1	0	1967	4	5	0	1991	6	5	0				
1896*	11	0	1	1920	5	3	0	1944	6	1	0	1968	7	3	0	1992+	8	3	0				
1897	9	2	1	1921*	9	0	0	1945	1	7	1	1969	4	6	0	1993	5	4	2				
1898	3	8	0	1922	7	2	0	1946	2	7	0	1970	6	5	0	1994+	5	6	0				
1899	12	1	0	1923	6	1	2	1947	6	3	0	1971	5	5	0	1995	4	6	1				
1900	9	2	0	1924	7	2	0	1948	7	2	0	1972	3	7	0	1996	5	5	0				
1901	9	3	0	1925	7	1	1	1949	2	6	0	1973	6	3	1	1997	3	8	0				
1902	8	3	0	1926*	9	0	0	1950	1	8	0	1974	3	7	0	1998	3	8	0				
1903	7	3	0	1927	5	3	1	1951	1	7	0	1975	5	5	0	1999	4	7	0				
1904	8	2	0	1928	6	1	2	1952	0	9	0	1976	5	5	0	2000	2	9	0				
1905	7	2	1	1929	3	5	0	1953	5	4	0	1977	5	6	0	2001	2	8	0				

\* National Champions  
# Colonial League  
Champions  
+ Patriot League Champions



3X

# MAROON CLUB HALL OF FAME

Name	Accomplishments	Inducted	Name	Accomplishments	Inducted
William H. "Bill" Anderson '19	Standout basketball player and coach	1976-77	Janet Murray '80	Standout field hockey, basketball, and softball player	1986-87
Walter E. "Scrappy" Bachman 1902	All-American football player	1977-78	Stuart A. Murray '57	Standout basketball player	1989-90
David B. Baird '59	Standout track athlete	2002-03	Edward E. "Hook" Mylin	Football coach with 2 undefeated seasons	1977-78
Ed Baker '70	Standout football player	1996-97	Phillip E. Ness, Jr. '78	Standout basketball player	1990-91
George "Rose" Barclay 1898	Standout football player	1984-85	Mark Neumann '85	Standout soccer player	1993-94
Jon Barnes '68	Standout cross country and track athlete	1997-98	Phillip Ng '88	Standout football player; All-America honorable mention	2006-07
Frank Baur '90	Standout football player	1999-00	Donald J. Nikles '60	2-time All-M.A.C. football player	1977-78
Liz Bagley-Stankavage '92	All-American lacrosse and standout field hockey player	2004-05	Frank Novak '84	Standout football player	1995-96
Harold Bellis '40	Standout football and baseball player	1986-87	Robert T. Paul '23	All-American soccer player	1977-78
Charles F. "Charlie" Berry '25	All-American football player	1976-77	Ernie Peters '56	Standout basketball and baseball player	1988-89
Joe Bozik '58	Standout football, wrestling, and baseball player	1993-94	David Pletcher '78	Standout wrestling athlete	1984-85
Fred Braun '55	Standout wrestler	1994-95	Ryan Priest '87	Standout football player	1998-99
David W. Brown '66	Standout football and basketball player	1991-92	John M. Quigg '40	Standout football player	1990-91
Harold Anson Bruce	Track coach for 15 years	1986-87	James V. Radcliff '57	2-time All-American basketball player	1978-79
Al Caesar '58	Standout football and baseball player	1999-00	David Leroy Reeves 1896	Athletic Administrator for 25 years	1977-78
Stacy Cagenello '87	Standout basketball and softball player	1993-94	Charles Rinehart 1898	All-American football player	1976-77
Peter J. Carril '52	All-American basketball player	1980-81	Frederick M. "Peck" Robbins '49	All-American baseball player	1978-79
Heidi Caruso '94	Standout basketball player and soccer player	2001-02	Don Sayenga '56	2-time Middle Atlantic Conference wrestling champion	1976-77
William P. "Bill" Coughlin	Baseball coach for 23 years with 269 wins	1976-77	Horace "Tod" Saylor '45	Standout football, basketball, wrestling, and baseball player	1995-96
Robert Crawford '22	Cross country Olympian in 1922	1983-84	Frank J. "Dutch" Schwab '23	2-time All-American football player	1976-77
Alison Cuthbert-Bronico '85	Standout women's lacrosse and field hockey player	1997-98	Joseph A. Skladany '82	2-time All-American football player	1990-91
George E. Davidson '51	Standout basketball player and coach	1977-78	Jen Smith '89	Standout field hockey and lacrosse player	1999-00
Dr. Tom Davis	Men's basketball coach for six seasons	1999-00	Frank Stanczak '49	Standout football, basketball and baseball player	2003-04
Preston Denby '65	Standout basketball and baseball player	1994-95	John "Jock" Sutherland	Football coach with one national championship	1987-88
Evan Deoul '84	Standout men's lacrosse player	1996-97	George L. Tiger '81	Standout soccer player	1991-92
Frank Downing '51	Standout football player	1997-98	F. Tracy Tripucka '72	3-time All-American basketball player	1978-79
Tony Duckett '85	Standout basketball player	2001-02	Todd Tripucka '76	Standout basketball player	1988-89
James L. Dyson '33	All-American lacrosse player	1982-83	Bill "Butch" van Breda Kolff	Basketball coach for 8 years with 132 wins	2001-02
Jon Ellis '54	Standout track athlete	1998-99	James Van Der Beek '72	Three-time MAC First-Team selection in baseball	2006-07
Otis Ellis '89	Standout basketball player	1995-96	George B. "Mike" Wilson '29	2-time All-American football player	1978-79
Bob Falconiero '80	Standout basketball player	2004-05	Arthur R. Winters	Athletic Administrator for 22 years	1980-81
Edwin J. Fager, Jr. 1913	Standout baseball pitcher	1982-83	Tracey Wright '88	All-American field hockey and lacrosse player	1994-95
James T. Farrell '41	Standout in football, basketball, and baseball	1989-90	Monica Yuronic '92	Standout tennis player	2002-03
Suzi Farrell-Greene '92	All-American field hockey player	2003-04	Martin Zippel '49	All-American basketball player	1977-78
James Finnen	Public Address announcer	1998-99	Walter Zirinsky '42	Standout football player	1976-77
Pat Fisher	Women's basketball coach who won 295 games	2006-07			
Mike Gazzella '23	Standout football and baseball player	1977-78			
Charles M. "Charlie" Gelbert	Baseball coach for 21 years with 297 wins	1976-77			
Tim Gerhart	All-American football player	2002-03			
Tony Giglio '74	2-time All-American football player	1981-82			
Sharon L. Gish	1st women's Athletic Administrator and coach	1990-91			
Tony Green '83	2-time All-American football player	1992-93			
Frank Grube '27	Standout football, basketball, and baseball player	2002-03			
Harold Hageman '39	Standout football and baseball player	1998-99			
Dick Hammer	Lafayette radio broadcaster for 35+ years	2006-07			
Frank W. Hiller '43	Standout baseball player	1981-82			
David Hubinger '53	Standout tennis player	2004-05			
Ed Hudak '93	All-American football player	2005-06			
Frank Kirkleski '27	Standout football player	2001-02			
W. Gehret Kleinspehn '18	All-American track athlete	1977-78			
Walt Kocubinski	Standout basketball player	1987-88			
Olav Kollevoll	Athletic Director for 25 years	1992-93			
William Kovalczyk '78	Standout indoor and outdoor track athlete	1989-90			
J. Alfred LeConey '23	All-American and Olympic track athlete	1976-77			
Peter Lerner '88	All-American soccer player	2003-04			
Sharon Lukenda-Parker '86	Standout cross country and track athlete	1995-96			
Harry "Chip" Lundy '62	Standout basketball and track athlete	1985-86			
Pamela S. MacColl '80	Standout field hockey and lacrosse player	1991-92			
Robert Mantz '58	Standout basketball player	1984-85			
Walt Manuel '66	Standout basketball and baseball player	1992-93			
Erik Marsh '95	All-American football player	2001-02			
George McCaa 1910	2-time All-American football player	1985-86			
G. Herbert McCracken	Football coach for 12 years with 59 victories	1976-77			
George L. McGaughey	Intramurals Director, assistant football coach, 32 years	1982-83			
Maureen McKenna '83	Standout basketball and softball player	1992-93			
William McKnight '43	Standout in football, basketball, and baseball	1993-94			
Maureen "Mo" McManus '87	Standout women's basketball player	1996-97			
Mike Miller '70	Standout football and basketball player	1994-95			
Thomas Morgan '58	All-American baseball player	1987-88			
Joseph "Jay" Mottola '72	Standout basketball and golf athlete	1983-84			
Beth Mowins '89	Standout basketball player	2005-06			
George "Sammy" Moyer '41	Standout football player	1985-86			



George "Rose" Barclay (left) from the class of 1898 was one of Lafayette's all-time great runners. As documented in *The Philadelphia Sunday Bulletin's* Sept. 27, 1959 edition, he invented the first football helmet when the "threat of cultivating cauliflower ears" led him to piece three thick leather straps around his head for the 1896 game against Penn.



3X

# LAFAYETTE FOOTBALL 1882-1901

## 1882 [0-2]

Manager: W.R. Wilson

11/7	at Rutgers.....	0-0 / 8-3	L
11/25	Pennsylvania.....	0-0 / 1-3	L

Note: In 1882, scores were listed by goals first and touchdowns second. Safeties also counted; Lafayette had two against Pennsylvania.

## 1883 [2-4]

Manager: F. Drake

10/22	at Princeton.....	7-47	L
10/27	Pennsylvania.....	6-44	L
11/3	Stevens.....	4-14	L
11/10	Rutgers.....	25-0	W
11/26	at Stevens.....	11-14	L
11/31	at Bucknell.....	59-0	W

## 1884 [2-5]

Manager: F. Drake

10/25	Lehigh.....	50-0	W
10/29	at Princeton.....	0-140	L
11/1	Pennsylvania.....	0-11	L
11/8	at Rutgers.....	0-26	L
11/12	at Lehigh.....	34-4	W
11/15	Stevens.....	4-17	L
11/27	at Stevens.....	0-52	L

## 1885 [3-2-1]

Manager: E. Swift

10/24	Stevens.....	16-12	W
10/28	Pennsylvania.....	22-30	L
10/31	at Lehigh.....	6-0	W
11/4	at Pennsylvania.....	10-54	L
11/11	at Stevens.....	23-18	W
11/21	Lehigh.....	6-6	T

## 1886 [10-2]

Manager: H. Foresman

10/13	at Swarthmore.....	20-12	W
10/16	Rutgers.....	28-2	W
10/18	Dickinson.....	24-5	W
10/20	Pennsylvania.....	12-0	W
10/23	at Stevens.....	5-0	W
10/30	at Pennsylvania.....	12-20	L
11/6	Lehigh.....	12-0	W
11/11	at Trinity.....	12-0	W
11/13	at Wesleyan.....	0-26	L
11/17	at Rutgers.....	26-10	W
11/20	Stevens.....	58-0	W
11/24	at Lehigh.....	4-0	W

## 1887 [7-2]

Manager: H. Morton

10/8	at Princeton.....	0-47	L
10/12	at Dickinson.....	12-0	W
10/15	Rutgers.....	20-0	W
10/19	Haverford.....	12-4	W
10/22	Swarthmore.....	31-6	W
10/29	at Lehigh.....	4-10	L
11/12	at Rutgers.....	36-0	W
11/16	at Pennsylvania.....	20-0	W
11/23	Lehigh.....	6-0	W

## 1888 [6-3]

Manager: H. Fay

10/10	Bucknell.....	54-0	W
10/13	at Swarthmore.....	18-0	W
10/20	at Rutgers.....	4-0	W
10/27	at Haverford.....	18-0	W
11/7	Pennsylvania.....	12-6	W
11/10	at Cornell.....	16-0	W
11/17	Lehigh.....	4-6	L
11/21	at Pennsylvania.....	0-50	L
11/27	at Lehigh.....	0-16	L



Lafayette's national championship team of 1896.

## 1889 [3-4-2]

Manager: E. Snodgrass

10/9	at Columbia.....	10-10	T
10/12	at Cornell.....	0-10	L
10/16	at Rutgers.....	16-0	W
10/30	at Lehigh.....	10-16	L
11/6	Pennsylvania.....	10-8	W
11/9	at Penn State.....	26-0	W
11/16	Lehigh.....	6-6	T
11/23	at Pennsylvania.....	0-14	L
11/28	vs. Cornell *.....	0-24	L

\* = at Syracuse, NY

## 1890 [2-5-1]

Manager: G. Harvey

10/1	Dickinson.....	54-0	W
10/4	Bucknell.....	0-0	T
10/11	at Franklin & Marshall.....	10-18	L
10/22	at Princeton.....	6-26	L
11/1	Lehigh.....	0-30	L
11/15	at Lehigh.....	6-60	L
11/21	at Virginia.....	14-20	L
11/22	at Columbia A. A.....	20-6	W

## 1891 [2-9-1]

Coach: W.S. Moyle

9/25	Bucknell.....	10-16	L
10/2	Penn State.....	4-14	L
10/14	at Haverford.....	38-0	W
10/20	Princeton.....	0-24	L
10/24	at Cornell.....	0-30	L
10/28	at Pennsylvania.....	6-15	L
11/4	at Lehigh.....	4-22	L
11/11	Lehigh.....	2-6	L
11/18	Pennsylvania.....	10-12	L
11/20	at Virginia.....	6-6	T
11/21	at Navy.....	4-0	W
11/25	vs. Lehigh *.....	2-16	L

\* = at Wilkes-Barre, PA

## 1892 [5-7]

Coach: W.S. Moyle

10/1	Temperance A. A.....	30-0	W
10/8	at Princeton.....	0-40	L
10/15	Rutgers.....	8-16	L
10/21	at Columbia A. A.....	10-0	W
10/22	at Navy.....	4-22	L
10/26	Pennsylvania.....	6-8	L
10/29	at Rutgers.....	24-10	W
11/5	Lehigh.....	4-0	W
11/12	at Orange A. A.....	30-0	W
11/16	at Pennsylvania.....	4-10	L
11/19	at Lehigh.....	6-15	L
11/23	vs. Penn State *.....	0-18	L

\* = at Wilkes-Barre, PA

## 1893 [3-6]

Coaches: P. Haskell & H. Vincent

9/30	at Princeton.....	0-20	L
10/4	Temperance A. A.....	6-0	W
10/7	at West Point A. A.....	0-36	L
10/14	at Orange A. A.....	0-6	L
10/25	at Stevens.....	12-10	W
10/28	at Pennsylvania.....	0-82	L
11/8	at Lehigh.....	6-22	L
11/11	Rutgers.....	forfeit	W
11/18	Lehigh.....	0-10	L

## 1894 [5-6]

Coach: Hugh Janeway

9/29	at Princeton.....	0-40	L
10/3	Gettysburg.....	36-0	W
10/6	at Rutgers.....	10-12	L
10/13	at Cornell.....	0-34	L
10/20	at Penn State.....	0-72	L
10/24	Swarthmore.....	46-0	W
10/31	at Pennsylvania.....	0-26	L
11/3	at Orange A. A.....	18-6	W
11/14	Lehigh.....	28-0	W
11/24	at Lehigh.....	8-11	L
11/29	Bucknell.....	44-0	W

## 1895 [6-2]

Coach: Parke Davis

10/5	at Orange A. A.....	12-0	W
10/12	at Princeton.....	0-14	L
10/19	at Cornell.....	6-0	W
10/25	Ursinus.....	56-0	W
10/26	at Pennsylvania.....	0-30	L
10/30	Rutgers.....	52-0	W
11/9	at Lehigh.....	22-12	W
11/23	Lehigh.....	14-6	W

## 1896 [11-0-1]

NATIONAL CHAMPIONS

Coach: Parke Davis

9/26	Volunteer Ath. Club.....	44-0	W
10/7	Princeton.....	0-0	T
10/15	vs. West Virginia *.....	18-0	W
10/16	vs. West Virginia @.....	6-0	W
10/17	vs. West Virginia #.....	34-0	W
10/24	at Pennsylvania.....	6-4	W
10/31	Dickinson.....	18-0	W
11/10	at Bloomsburg.....	17-0	W
11/11	at Wyoming Seminary.....	23-0	W
11/14	Franklin & Marshall.....	38-0	W
11/21	Wesleyan.....	18-0	W
11/26	at Navy.....	18-6	W

\* = at Fairmount, WV

@ = at Parkersburg, WV

# = at Wheeling, WV

## 1897 [9-2-1]

Coach: Parke Davis

9/27	at Bloomsburg.....	14-0	W
9/28	at Wyoming Seminary.....	26-0	W
10/2	Penn State.....	24-0	W
10/6	at Franklin & Marshall.....	8-0	W
10/9	Temperance A. A.....	64-0	W
10/16	Cornell.....	4-4	T
10/23	at Pennsylvania.....	0-46	L
10/30	Lehigh.....	34-0	W
11/6	at Princeton.....	0-57	L
11/13	Dickinson.....	19-0	W
11/20	Wesleyan.....	41-6	W
11/25	at Lehigh.....	22-0	W

## 1898 [3-8]

Coach: S.B. Newton

10/1	Villanova.....	16-0	W
10/5	at Washington & Jefferson.....	0-16	L
10/8	Penn State.....	0-5	L
10/12	at Princeton.....	0-34	L
10/15	Dickinson.....	6-12	L
10/22	at Pennsylvania.....	0-32	L
10/26	at Navy.....	0-18	L
11/5	at Lehigh.....	0-22	L
11/12	at Cornell.....	0-47	L
11/19	Bucknell.....	6-0	W
11/24	Lehigh.....	11-5	W

## 1899 [12-1]

Coach: S.B. Newton

9/30	Ursinus.....	34-0	W
10/4	Villanova.....	13-0	W
10/7	at Swarthmore.....	16-6	W
10/11	at Princeton.....	0-12	L
10/14	Rutgers.....	57-0	W
10/21	at Pennsylvania.....	6-0	W
10/28	at Navy.....	5-0	W
11/4	Lehigh.....	17-0	W
11/7	at Newark A. A.....	16-0	W
11/11	at Cornell.....	6-5	W
11/18	Bucknell.....	12-0	W
11/25	at Lehigh.....	35-0	W
11/30	Dickinson.....	36-0	W

## 1900 [9-2]

Coach: S.B. Newton

10/3	Ursinus.....	34-0	W
10/6	Susquehanna.....	35-0	W
10/10	Manhattan.....	11-0	W
10/13	Swarthmore.....	34-2	W
10/20	Princeton.....	0-5	L
10/27	Newark A. A.....	16-0	W
11/3	at Lehigh.....	34-0	W
11/10	at Pennsylvania.....	5-12	L
11/17	Cornell.....	17-0	W
11/24	Lehigh.....	18-0	W
11/29	Dickinson.....	10-6	W

## 1901 [9-3]

Coach: S.B. Newton

10/2	Ursinus.....	40-0	W
10/5	Susquehanna.....	42-5	W
10/12	at Syracuse.....	5-0	W
10/16	Manhattan.....	16-6	W
10/19	at Orange Ath. Club.....	17-0	W
10/26	at Princeton.....	0-6	L
11/1	Lehigh.....	29-0	W
11/5	at Phil. A. A.....	0-23	L
11/9	at Brown.....	11-6	W
11/16	at Homestead.....	.....	.....
.....	Athletic Club.....	0-48	L
11/23	at Lehigh.....	41-0	W
11/27	Dickinson.....	29-0	W



3X

# LAFAYETTE FOOTBALL 1902-1912

## LAFAYETTE'S PRO FOOTBALL PLAYERS

**HARRISON BAILEY (OL-DL)**  
Connecticut Coyotes (AFL), 1996

**ED BAKER (QB)**  
New York Giants, 1970;  
Houston Oilers, 1972

**GEORGE BARCLAY (TB)**  
St. Louis, Rochester, 1899-1903

**FRANK BAUR (QB)**  
New York Giants, 1990

**ELIJAH BEAMON (OS)**  
Albany Conquest (AFL), 2002-04

**ED BEDNAR (G-T)**  
Frankford Yellowjackets, 1924;  
New York Giants, 1925-26

**MAURICE BENNETT (LB)**  
Chicago Bears, 2006

**CHARLIE BERRY (E)**  
Chicago Bears, 1925-26

**STEVE BIALE (OL),**  
Arizona (USFL), 1982

**MATT BRENNAN (TB, BB)**  
New York Giants, 1925;  
Brooklyn Lions, 1926

**ANDREW BROWN (LB)**  
Edmonton Eskimos, 2006

**JOHNNY BUDD (G-T)**  
Frankford Yellowjackets, 1926;  
Pottsville Maroons, 1927-28

**BLAKE COSTANZO (LB)**  
New York Jets, 2006

**ART DEIBEL (G-T)**  
Canton Bulldogs, 1926

**JOHN WILLIAM "DOC" ELLIOTT (FB-TB-WB)**  
Canton Bulldogs, 1922-23;  
Cleveland Bulldogs, 1924-25;  
Cleveland Indians, 1931

**JACK ERNST (BB-TB-WB)**  
Pottsville Maroons, 1925-28;  
New York Yankees, 1928,  
Boston Bulldogs, 1929;  
Frankford Yellowjackets, 1930

**ADRIAN FORD (WB-E-BB-FB)**  
Pottsville Maroons, 1927;  
Frankford Yellowjackets, 1927

**B.J. GALLIS (LB)**  
B.C. Lions, 1997-1998;  
Edmonton Eskimos, 1999

**TIM GERHART (DL)**  
Denver Broncos, 1980

**JIM GOFF (OL)**  
New York Giants, 2000

**FRANK "HANS" GRUBE (E)**  
New York Yankees, 1928

**TOM KIRCHOFF (QB)**  
Philadelphia Eagles, 1993

**FRANK KIRKLESKI (TB-BB)**  
Pottsville Maroons, 1927;  
Orange, N.J. Tornadoes, 1929;  
Newark Tornadoes, 1930;  
Brooklyn Dodgers, 1931

**NICK KOWGIOS (RB)**  
Detroit Lions, 1987

**MIKE LEVY (OL-DL)**  
Albany Conquest (AFL), 2002-03,  
Florida Firecats 2004-present

**ADRIEL LINYEAR (WR-LS)**  
Albany Conquest (AFL),  
2002-present

**HENRY BULGER "BULL" LOWE, JR. (E-T)**  
Canton Bulldogs, 1920;  
Cleveland Indians, 1921;  
Providence Steamrollers, 1925, 27;  
Frankford Yellowjackets, 1925-26

**1902 (8-3)**  
*Coach:* David Fultz  
9/27 Gallaudet .....23-0 W  
10/4 Susquehanna.....53-0 W  
10/8 Gettysburg.....14-0 W  
10/14 at Washington  
& Jefferson.....12-0 W  
10/18 Manhattan.....38-5 W  
10/28 at Georgetown .....23-0 W  
11/1 Brown .....6-5 W  
11/8 at Navy .....11-12 L  
11/15 at Cornell .....0-28 L  
11/22 Lehigh.....0-6 L  
11/27 Dickinson .....23-0 W

**1903 (7-3)**  
*Coach:* Dr. Alfred Bull  
9/26 Gallaudet .....36-0 W  
10/3 Gettysburg.....11-0 W  
10/10 Susquehanna.....43-0 W  
10/17 Fordham .....48-0 W  
10/24 at Navy .....6-5 W  
10/31 at New York University.....8-6 W  
11/7 at Princeton .....0-11 L  
11/14 Bloomsburg.....29-0 W  
11/21 at Lehigh.....6-12 L  
11/26 Dickinson .....0-35 L

**1904 (8-2)**  
*Coach:* Dr. Alfred Bull  
9/24 Wyoming Seminary .....35-0 W  
10/1 Ursinus .....12-0 W  
10/5 Gettysburg.....20-0 W  
10/8 Gallaudet .....53-0 W  
10/12 at Princeton .....0-5 L  
10/15 Bloomsburg.....33-0 W  
10/22 Swarthmore .....4-0 W  
10/29 Manhattan.....54-0 W  
11/5 at Pennsylvania .....0-22 L  
11/24 Lehigh.....40-6 W

**1905 (7-2-1)**  
*Coach:* Dr. Alfred Bull  
9/30 Wyoming Seminary .....23-0 W  
10/7 Ursinus .....18-0 W  
10/11 Medico-Chirurgical .....35-0 W  
10/14 Jefferson Medical .....48-0 W  
10/21 at Princeton .....4-22 L  
10/28 Lebanon Valley.....79-0 W  
11/4 at Pennsylvania .....6-6 T  
11/11 at Swarthmore .....0-27 L  
11/15 at Lehigh.....53-0 W  
11/30 Bucknell .....47-0 W

**1906 (8-1-1)**  
*Coach:* Dr. Alfred Bull  
9/29 Wyoming Seminary .....34-0 W  
10/6 Ursinus .....33-0 W  
10/13 Medico-Chirurgical .....34-0 W  
10/20 vs. No. Carolina  
College \*.....28-0 W  
10/27 Colgate .....17-6 W  
11/3 vs. Washington &  
Jefferson @ .....14-6 W  
11/10 at Pennsylvania .....0-0 T  
11/17 Syracuse .....4-12 L  
11/24 Lehigh.....33-0 W  
11/29 Dickinson .....26-6 W  
\* = at Richmond, VA  
@ = at Pittsburgh, PA

**1907 (7-2-1)**  
*Coach:* Dr. Alfred Bull  
9/28 Wyoming Seminary .....22-0 W  
10/5 Ursinus .....21-0 W  
10/9 Colgate .....21-9 W  
10/12 Hamilton .....43-0 W  
10/26 at Navy .....0-17 L  
11/2 at Pennsylvania .....0-15 L  
11/9 Bucknell .....34-0 W  
11/16 at Syracuse.....4-4 T  
11/23 at Lehigh.....22-5 W  
11/28 Dickinson .....31-0 W

**1908 (6-2-2)**  
*Coach:* George Barclay  
9/26 Wyoming Seminary .....10-0 W  
10/3 Stroudsburg Normal....22-0 W  
10/7 Superba Ath. Club .....12-0 W  
10/10 at Princeton .....0-0 T  
10/17 Medico-Chirurgical .....23-0 W  
10/24 at Brown .....8-6 W  
10/31 Bucknell .....6-6 T  
11/7 at Pennsylvania .....4-34 L  
11/21 Lehigh.....5-11 L  
11/26 Dickinson .....12-0 W

**1909 (7-0-1)**  
*Coach:* Bob Folwell  
10/2 Wyoming Seminary .....23-0 W  
10/9 Hobart .....50-0 W  
10/16 Swarthmore .....22-0 W  
10/23 at Princeton .....6-0 W  
11/6 at Pennsylvania .....6-6 T  
11/13 Stroudsburg Normal....43-0 W  
11/20 at Lehigh.....21-0 W  
11/25 Dickinson .....5-0 W

**1910 (7-2)**  
*Coach:* Bob Folwell  
9/24 Bloomsburg.....31-0 W  
10/1 Ursinus .....10-0 W  
10/8 Swarthmore .....6-0 W  
10/15 Princeton .....0-3 L  
10/22 Gettysburg.....21-0 W  
10/29 Bucknell .....12-0 W  
11/5 at Pennsylvania .....0-18 L  
11/19 Lehigh.....14-0 W  
11/24 Dickinson .....41-0 W

**1911 (8-2)**  
*Coaches:* Bob Folwell & S.B. Newton  
9/23 Bloomsburg.....53-0 W  
9/30 Ursinus .....3-0 W  
10/7 Swarthmore .....12-5 W  
10/14 Gettysburg.....36-0 W  
10/21 at Syracuse.....10-0 W  
10/28 Carlisle Indians.....0-19 L  
11/4 Bucknell .....6-0 W  
11/11 at Pennsylvania .....6-23 L  
11/25 at Lehigh.....11-0 W  
11/30 Dickinson .....6-0 W

**1912 (4-5-1)**  
*Coach:* George McCaa  
9/28 Muhlenberg .....20-3 W  
10/5 Swarthmore .....0-22 L  
10/12 at Yale .....0-16 L  
10/19 Ursinus .....11-0 W  
10/26 at Pennsylvania .....7-3 W  
11/2 Bucknell .....0-0 T  
11/9 Syracuse .....7-30 L  
11/16 at Brown .....7-21 L  
11/23 Lehigh.....0-10 L  
11/28 Dickinson .....19-13 W



# LAFAYETTE FOOTBALL 1913-1925

## 1913 (4-5-1)

*Coach:* George McCaa  
 9/27 Muhlenberg .....7-7 T  
 10/4 at Pennsylvania .....0-10 L  
 10/11 at Yale.....0-27 L  
 10/18 Swarthmore .....19-0 W  
 10/25 Albright .....7-0 W  
 11/1 Ursinus .....44-2 W  
 11/8 at Pittsburgh .....0-13 L  
 11/15 at Cornell .....3-10 L  
 11/22 at Lehigh.....0-7 L  
 11/27 Dickinson .....7-0 W

## 1914 (5-3-2)

*Coach:* Wilmer Crowell  
 9/26 Delaware.....41-0 W  
 10/3 Ursinus .....7-7 T  
 10/10 at Pennsylvania .....0-0 T  
 10/17 at Princeton .....0-16 L  
 10/24 Villanova.....14-3 W  
 10/31 Penn State .....0-17 L  
 11/7 Muhlenberg .....24-3 W  
 11/14 Albright .....42-6 W  
 11/21 Lehigh.....7-17 L  
 11/26 Dickinson .....56-7 W

## 1915 (8-3)

*Coach:* Wilmer Crowell  
 9/25 Muhlenberg .....14-7 W  
 10/2 Ursinus .....13-2 W  
 10/9 at Washington & Jefferson .....0-17 L  
 10/16 at Princeton .....3-40 L  
 10/20 Delaware.....31-0 W  
 10/23 Albright .....46-0 W  
 10/30 at Pennsylvania .....17-0 W  
 11/6 Swarthmore .....17-0 W  
 11/13 Penn State .....3-33 L  
 11/20 at Lehigh.....35-6 W  
 11/25 Dickinson .....27-7 W

## 1916 (2-6-1)

*Coach:* Wilmer Crowell  
 9/30 Fordham.....0-0 T  
 10/7 Swarthmore .....6-10 L  
 10/14 Ursinus .....0-6 L  
 10/21 at Princeton .....0-33 L  
 10/28 Lebanon Valley.....27-14 W  
 11/4 at Pennsylvania .....0-19 L  
 11/11 Albright .....32-0 W  
 11/17 at Penn State .....0-40 L  
 11/25 Lehigh.....0-16 L

## 1917 (3-5)

*Coach:* Robert "Punk" Berryman  
 10/6 U.S. Ambulance .....20-0 W  
 10/13 Ursinus .....12-6 W  
 10/20 Rutgers .....7-33 L  
 10/27 Muhlenberg .....0-6 L  
 11/3 at Pennsylvania .....0-27 L  
 11/10 at Swarthmore .....0-56 L  
 11/17 Albright .....42-0 W  
 11/24 at Lehigh.....0-78 L

## 1918 (3-4)

*Coach:* Lt. L.A. Cobbett  
 10/19 Ursinus .....17-0 W  
 10/26 Muhlenberg .....0-7 L  
 11/2 at Pennsylvania .....0-34 L  
 11/18 Franklin & Marshall .....13-0 W  
 11/23 Lehigh.....0-17 L  
 11/28 Garden City Aviation...0-21 L  
 12/2 St. Joseph's .....18-13 W

## 1919 (6-2)

*Coach:* Dr. John B. "Jock" Sutherland  
 10/4 Muhlenberg .....13-0 W  
 10/11 at Princeton .....6-9 L  
 10/18 Haverford.....41-0 W  
 10/25 at Pennsylvania .....0-23 L  
 11/1 at Cornell .....21-2 W  
 11/8 Dickinson .....48-0 W  
 11/15 Trinity.....35-0 W  
 11/22 at Lehigh.....10-6 W

## 1920 (5-3)

*Coach:* Dr. John B. "Jock" Sutherland  
 10/2 Muhlenberg .....20-0 W  
 10/9 at Navy .....7-12 L  
 10/16 at Pennsylvania .....0-7 L  
 10/23 Catholic.....84-0 W  
 10/30 at Pittsburgh .....0-14 L  
 11/6 Bucknell .....10-7 W  
 11/13 Villanova.....34-0 W  
 11/20 Lehigh.....27-7 W

## 1921 (9-0)

**NATIONAL CHAMPIONS**  
*Coach:* Dr. John B. "Jock" Sutherland  
 9/24 Muhlenberg .....48-0 W  
 10/1 Pittsburgh.....6-0 W  
 10/8 Dickinson .....27-0 W  
 10/15 at Bucknell .....20-7 W  
 10/22 vs. Fordham \* .....28-7 W  
 10/29 Rutgers .....35-0 W  
 11/5 at Pennsylvania .....38-6 W  
 11/12 Delaware.....44-0 W  
 11/19 at Lehigh.....28-6 W  
 \* = at Polo Grounds, NY

## 1922 (7-2)

*Coach:* Dr. John B. "Jock" Sutherland  
 9/30 Richmond .....34-0 W  
 10/7 at Pittsburgh .....7-0 W  
 10/14 Muhlenberg .....62-0 W  
 10/21 Bucknell .....28-7 W  
 10/28 at Boston College.....12-0 W  
 11/4 vs. Washington & Jefferson \* .....13-14 L  
 11/11 at Rutgers.....33-6 W  
 11/25 Lehigh.....3-0 W  
 12/2 at Georgetown .....7-13 L  
 \* = at Polo Grounds, NY

## 1923 (6-1-2)

*Coach:* Dr. John B. "Jock" Sutherland  
 9/29 Muhlenberg .....20-0 W  
 10/6 at Pittsburgh .....0-7 L  
 10/13 Franklin & Marshall .....33-0 W  
 10/20 Springfield .....21-0 W  
 10/27 Rutgers .....6-6 T  
 11/3 vs. Washington & Jefferson \* .....6-6 T  
 11/10 at Pennsylvania .....8-6 W  
 11/17 Dayton .....45-0 W  
 11/24 at Lehigh.....13-3 W  
 \* = at Polo Grounds, NY

## 1924 (7-2)

*Coach:* G. Herbert McCracken  
 9/27 Muhlenberg .....13-0 W  
 10/4 at Pittsburgh .....10-0 W  
 10/11 Hobart .....30-0 W  
 10/18 at Bucknell .....21-3 W  
 10/25 vs. Washington & Jefferson \* .....20-6 W  
 11/1 at Pennsylvania .....3-6 L  
 11/8 vs. Rutgers @ .....7-43 L

11/15 Alfred.....47-0 W  
 11/22 Lehigh.....7-0 W  
 \* = at Polo Grounds, NY  
 @ = at Princeton, NJ

## 1925 (7-1-1)

*Coach:* G. Herbert McCracken  
 9/26 Muhlenberg .....20-14 W  
 10/3 at Pittsburgh .....20-9 W  
 10/10 Washington.....40-0 W  
 10/17 vs. Colgate \* .....7-7 T

10/24 vs. Washington & Jefferson @ .....6-7 L  
 10/31 St. Bonaventure .....20-6 W  
 11/7 Rutgers .....34-0 W  
 11/14 Susquehanna.....47-0 W  
 11/21 at Lehigh.....14-0 W  
 \* = at Philadelphia, PA  
 @ = at Polo Grounds, NY

## LAFAYETTE'S PRO FOOTBALL PLAYERS

**JOE MARHEFKA (E)**  
 Pottsville Maroons, 1925-28

**ERIK MARSH (RB)**  
 New York Jets, 1995

**BRUCE MCINTYRE (RB)**  
 Tampa Bay Buccaneers,  
 Denver Broncos, 1987

**BILL MESSICK**  
 Pittsburgh Steelers, 1968

**TONY MILLER (FB)**  
 New York Jets, 1989

**BOB MILLMAN (WB-BB)**  
 Pottsville Maroons, 1925-27

**WALTER STANLEY "DINTY" MOORE (WB-BB)**  
 Pottsville Maroons, 1927

**DON NICKLES (TB-FB)**  
 Pittsburgh Steelers, 1960

**MATT O'CONNELL (E)**  
 Frankford Yellowjackets, 1924-25

**PETER OHNEGIAN (OL-DL)**  
 Tampa Bay Storm, Miami Hooters,  
 New Jersey Red Dogs,  
 Los Angeles Avengers (AFL),  
 1994-95, 1999-2000

**DAVE PYNE (OL)**  
 New York Giants, 1994

**ROBERT RASP (DB)**  
 Miami Dolphins, 1980

**VIC REUTER (C)**  
 Staten Island Stapletons, 1932

**CHRIS ROYLE (OL)**  
 Tennessee Valley Vipers (AFL2),  
 2004

**MATT SALA (OL-DL)**  
 Albany Firebirds (AFL), 1990

**DAVE SHEA (DB)**  
 Pittsburgh Steelers, 1980

**GEORGE SEASHORTZ (FB-TB-WB)**  
 Milwaukee Badgers, 1922;  
 Kenosha Maroons, 1924

**JOE SKLADANY (LB)**  
 Arizona (USFL), 1982

**RICH SMITH (TE)**  
 Detroit Lions, 1980

**Ed STAAHL (OL)**  
 New York Jets, 1983

**ROB STEWART (QB)**  
 Seattle Seahawks, 1978

**CHRISTOPHER THATCHER (OL)**  
 Cincinnati Bengals, 1986

**JOHNNY THOMPSON (G)**  
 Frankford Yellowjackets, 1929

**BODIE WELDON (WB-TB)**  
 Buffalo All-Americans, 1920

**JOE WILLIAMS (G-E-FB)**  
 Canton Bulldogs, 1923;  
 New York Giants 1925-26

**MIKE WILSON (WB-TB-FB)**  
 Frankford Yellowjackets, 1929

**PHIL YARBEROUGH (WR-LB)**  
 Albany Conquest (AFL), 2002-03

**WALTER ZIRINSKI (FB)**  
 Cleveland Rams, 1945



3X

# LAFAYETTE FOOTBALL 1926-1938

1926 [9-0]

**NATIONAL CHAMPIONS**

Coach: G. Herbert McCracken

9/25	Muhlenberg	35-0	W
10/2	Schuylkill College	47-0	W
10/9	at Pittsburgh	17-7	W
10/16	Dickinson	42-13	W
10/23	Albright	30-7	W
10/30	vs. Washington & Jefferson *	16-10	W
11/6	at Rutgers	37-0	W
11/13	Susquehanna	68-0	W
11/20	Lehigh	35-0	W

\* = at Philadelphia, PA

1927 [5-3-1]

Coach: G. Herbert McCracken

9/24	Schuylkill College	39-13	W
10/1	Muhlenberg	38-7	W
10/8	Rutgers	56-0	W
10/15	at West Virginia	7-7	T
10/22	Washington & Jefferson	0-14	L
10/29	at Penn State	6-40	L
11/5	at Georgetown	2-27	L
11/12	Susquehanna	73-6	W
11/19	at Lehigh	43-0	W

1928 [6-1-2]

Coach: G. Herbert McCracken

9/29	Albright	78-0	W
10/6	Muhlenberg	56-0	W
10/13	George Washington	28-0	W
10/20	at Bucknell	0-0	T
10/27	West Virginia	0-17	L
11/3	Washington & Jefferson	13-13	T
11/10	at Rutgers	16-0	W
11/17	Penn State	7-0	W
11/24	Lehigh	38-14	W

1929 [3-5]

Coach: G. Herbert McCracken

10/5	Muhlenberg	23-0	W
10/12	Manhattan	23-0	W
10/19	Bucknell	3-6	L
10/26	at Penn State	3-6	L
11/2	at Washington & Jefferson	0-20	L
11/9	Rutgers	20-6	W

11/16	at Temple	0-13	L
11/23	at Lehigh	12-13	L

1930 [5-3-1]

Coach: G. Herbert McCracken

9/27	St. Thomas	7-0	W
10/4	Muhlenberg	13-0	W
10/11	at Colgate	0-41	L
10/18	Penn State	0-0	T
10/25	vs. Washington & Jefferson *	0-7	L
11/1	Upsala	74-0	W
11/8	at Rutgers	31-26	W
11/15	at Temple	0-43	L
11/22	Lehigh	16-6	W

\* = at Atlantic City, NJ

1931 [7-2]

Coach: G. Herbert McCracken

9/26	Baltimore	51-0	W
10/3	Muhlenberg	26-0	W
10/10	at Colgate	0-16	L
10/17	St. John's	22-0	W
10/24	Washington & Jefferson	21-0	W
10/31	at Pennsylvania	0-3	L
11/7	Rutgers	22-0	W
11/14	Penn State	33-0	W
11/21	at Lehigh	13-7	W

1932 [3-5]

Coach: G. Herbert McCracken

10/1	at Muhlenberg	6-0	W
10/8	at Dartmouth	0-6	L
10/15	Colgate	0-35	L
10/22	at Bucknell	6-14	L
10/29	Washington & Jefferson	0-7	L
11/5	at Rutgers	6-7	L
11/12	St. John's	51-0	W
11/19	Lehigh	25-6	W

1933 [3-5-1]

Coach: G. Herbert McCracken

9/30	Muhlenberg	20-0	W
10/7	at Franklin & Marshall	12-0	W
10/14	vs. New York University *	12-13	L
10/21	Bucknell	0-21	L

10/28	at Colgate	0-0	T
11/4	at Pennsylvania	7-16	L
11/11	Rutgers	13-20	L
11/18	at Columbia	6-46	L
11/25	at Lehigh	54-12	W

\* = at Yankee Stadium

1934 [2-6]

Coach: G. Herbert McCracken

10/6	Muhlenberg	19-0	W
10/13	Franklin & Marshall	0-13	L
10/20	at New York University	7-12	L
10/27	Albright	26-0	W
11/3	at Pennsylvania	0-41	L
11/10	at Rutgers	6-27	L
11/17	at Penn State	6-25	L
11/24	Lehigh	7-13	L

1935 [2-7]

Coach: G. Herbert McCracken

9/28	Moravian	0-6	L
10/5	Muhlenberg	7-0	W
10/12	at Albright	0-38	L
10/19	Colgate	0-52	L
10/26	at Pennsylvania	0-67	L
11/2	Rutgers	6-31	L
11/9	Baltimore	26-0	W
11/16	at Yale	0-55	L
11/23	at Lehigh	0-48	L

1936 [1-8]

Coach: Ernie Nevers

9/26	at Muhlenberg	6-19	L
10/3	at Pennsylvania	0-35	L
10/10	Gettysburg	0-2	L
10/17	Dickinson	7-0	W
10/24	at Colgate	0-41	L
10/31	at New York University	0-46	L
11/7	Washington & Jefferson	6-31	L
11/14	Moravian	7-28	L
11/21	Lehigh	0-18	L

1937 [8-0]

Coach: Edward E. "Hook" Mylin

10/2	Upsala	33-0	W
10/9	at Gettysburg	2-0	W
10/16	at Georgetown	6-0	W

10/23	at New York University	13-0	W
10/30	Franklin & Marshall	14-0	W
11/6	Rutgers	13-6	W
11/13	Washington & Jefferson	16-0	W
11/20	at Lehigh	6-0	W

1938 [5-3]

Coach: Edward E. "Hook" Mylin

10/1	at Pennsylvania	6-34	L
10/8	at Brown	0-20	L
10/15	Washington & Jefferson	27-0	W
10/22	New York University	7-6	W
10/29	Ursinus	39-0	W
11/5	at Penn State	7-0	W
11/12	at Rutgers	0-6	L
11/19	Lehigh	6-0	W

## did you know?

As documented in the

Dec. 31, 1995 edition of the

New York Times, Lafayette's

Herb McCracken invented the

huddle in 1924 after discovering

that his hand signals had been

scouted and decoded by

Penn. ▲



Lafayette's national championship team of 1926.



History was made in 1930 when Lafayette and Washington & Jefferson played the first indoor college football game before a standing room only crowd of 17,000 at the Atlantic City Auditorium.



3X

# LAFAYETTE FOOTBALL 1939-1956

**1939 (4-5)**  
**Coach:** Edward E. "Hook" Mylin

9/30	Ursinus	.....	33-0	W
10/7	at Pennsylvania	.....	0-6	L
10/14	Muhlenberg	.....	6-7	L
10/21	at Dartmouth	.....	0-14	L
10/28	Gettysburg	.....	40-0	W
11/4	at New York University	.....	0-14	L
11/11	Rutgers	.....	6-13	L
11/18	Washington & Jefferson	.....	13-0	W
11/25	at Lehigh	.....	29-13	W

**1940 (9-0)**  
**Coach:** Edward E. "Hook" Mylin

9/28	Ursinus	.....	20-0	W
10/5	at New York University	.....	9-7	W
10/12	at Muhlenberg	.....	26-7	W
10/19	Gettysburg	.....	45-6	W
10/26	at Army	.....	19-0	W
11/2	Washington & Jefferson	.....	25-0	W
11/9	at Rutgers	.....	7-6	W
11/16	Western Maryland	.....	40-7	W
11/23	Lehigh	.....	46-0	W

**1941 (5-4)**  
**Coach:** Edward E. "Hook" Mylin

9/27	at Virginia	.....	6-25	L
10/4	New York University	.....	0-6	L
10/11	at Navy	.....	2-41	L
10/18	Muhlenberg	.....	40-0	W
10/25	Brown	.....	0-13	L
11/1	at Gettysburg	.....	17-6	W
11/8	Rutgers	.....	16-0	W
11/15	Western Maryland	.....	26-0	W
11/22	at Lehigh	.....	47-7	W

**1942 (3-5-1)**  
**Coach:** Edward E. "Hook" Mylin

9/26	at Cornell	.....	16-20	L
10/3	at Army	.....	0-14	L
10/10	Fort Monmouth	.....	7-3	W
10/17	at Brown	.....	0-7	L
10/24	Virginia	.....	19-13	W
10/31	at Bucknell	.....	7-13	L
11/7	at Rutgers	.....	19-13	W
11/14	Lakehurst	.....	0-14	L
11/21	Lehigh	.....	7-7	T

**1943 (4-1)**  
**Coach:** Ben Wolfson

10/16	U.S. Naval Air Station	.....	12-0	W
10/23	Lehigh	.....	39-7	W
11/6	at Rutgers	.....	0-13	L
11/20	Rutgers	.....	9-2	W
11/27	at Lehigh	.....	58-0	W

**1944 (6-1)**  
**Coach:** Ben Wolfson

10/7	at New York University	.....	39-0	W
10/14	at Syracuse	.....	7-32	L
10/21	at Lehigh	.....	44-0	W
10/28	Rutgers	.....	19-6	W
11/4	Ursinus	.....	34-21	W
11/11	at Rutgers	.....	39-0	W
11/18	Lehigh	.....	64-0	W

**1945 (1-7-1)**  
**Coach:** Ben Wolfson

9/29	at Columbia	.....	14-40	L
10/6	at Princeton	.....	7-7	T
10/13	at Colgate	.....	0-47	L
10/20	Kings Point	.....	7-26	L
10/27	Bucknell	.....	2-26	L
11/3	at Temple	.....	0-20	L
11/10	Rutgers	.....	14-32	L
11/17	U.S. Naval Air Station	.....	7-12	L
11/24	at Lehigh	.....	7-0	W

**1946 (2-7)**  
**Coach:** Edward E. "Hook" Mylin

9/28	Muhlenberg	.....	20-32	L
10/5	at Pennsylvania	.....	0-66	L
10/12	Gettysburg	.....	14-27	L
10/19	Washington & Jefferson	.....	7-6	W
10/26	at Bucknell	.....	0-29	L
11/2	Colgate	.....	0-39	L
11/9	at Rutgers	.....	2-41	L
11/16	at Columbia	.....	0-46	L
11/23	Lehigh	.....	13-0	W

**1947 (6-3)**  
**Coach:** Ivan Williamson

9/27	Muhlenberg	.....	0-38	L
10/4	at Pennsylvania	.....	0-59	L
10/11	Gettysburg	.....	14-13	W
10/18	Bucknell	.....	27-7	W
10/25	at Washington & Jefferson	.....	20-12	W
11/1	Syracuse	.....	14-7	W
11/8	Rutgers	.....	0-20	L
11/15	at Fordham	.....	7-0	W
11/22	at Lehigh	.....	7-0	W

**1948 (7-2)**  
**Coach:** Ivan Williamson

9/25	Fordham	.....	53-14	W
10/2	at Army	.....	7-54	L
10/9	Washington & Jefferson	.....	56-15	W
10/16	at Muhlenberg	.....	46-13	W
10/23	at Bucknell	.....	19-7	W
10/30	George Washington	.....	33-14	W
11/6	at Rutgers	.....	13-34	L
11/13	Ohio Wesleyan	.....	27-7	W
11/20	Lehigh	.....	23-13	W

**1949 (2-6)**  
**Coach:** Maurice "Clipper" Smith

9/24	at Princeton	.....	14-26	L
10/1	at Syracuse	.....	13-20	L
10/8	Muhlenberg	.....	35-14	W
10/22	Delaware	.....	0-7	L
10/28	at George Washington	.....	7-14	L
11/5	Rutgers	.....	0-14	L
11/12	Bucknell	.....	14-21	L
11/19	at Lehigh	.....	21-12	W

**1950 (1-8)**  
**Coach:** Maurice "Clipper" Smith

9/23	Fordham	.....	19-20	L
9/30	at Cornell	.....	0-27	L
10/7	Scranton	.....	7-20	L
10/14	at Muhlenberg	.....	6-21	L
10/21	at Delaware	.....	9-7	W
10/28	at Bucknell	.....	0-32	L
11/4	Syracuse	.....	0-34	L
11/11	at Rutgers	.....	7-31	L
11/18	Lehigh	.....	0-38	L

**1951 (1-7)**  
**Coach:** Maurice "Clipper" Smith

9/22	Albright	.....	6-12	L
9/29	Rutgers	.....	12-47	L
10/6	at Syracuse	.....	0-46	L
10/13	Muhlenberg	.....	14-7	W
10/20	at Princeton	.....	7-60	L
10/27	Bucknell	.....	21-40	L
11/10	Delaware	.....	7-25	L
11/17	at Lehigh	.....	0-32	L

**1952 (0-9)**  
**Coach:** Steve Hokuf

9/27	at Bucknell	.....	13-45	L
10/4	Albright	.....	6-28	L
10/11	at Muhlenberg	.....	0-37	L
10/18	at Princeton	.....	0-48	L
10/25	at Yale	.....	0-47	L
11/1	New York University	.....	7-14	L
11/8	at Rutgers	.....	6-21	L
11/15	at Delaware	.....	12-13	L
11/22	Lehigh	.....	7-14	L

**1953 (5-4)**  
**Coach:** Steve Hokuf

9/26	at Princeton	.....	14-20	L
10/3	at Albright	.....	28-7	W
10/10	Muhlenberg	.....	7-20	L
10/17	Western Maryland	.....	28-0	W
10/24	Bucknell	.....	7-6	W
10/31	at Franklin & Marshall	.....	34-13	W
11/7	Rutgers	.....	13-14	L
11/14	Delaware	.....	7-13	L
11/21	at Lehigh	.....	33-13	W

**1954 (4-5)**  
**Coach:** Steve Hokuf

9/25	Albright	.....	26-0	W
10/2	Carnegie Tech	.....	21-23	L
10/9	at Muhlenberg	.....	0-27	L
10/16	at Buffalo	.....	26-0	W
10/23	at Bucknell	.....	0-7	L
10/30	Gettysburg	.....	20-6	W
11/6	at Rutgers	.....	0-7	L
11/13	at Delaware	.....	7-41	L
11/20	Lehigh	.....	46-0	W

**1955 (6-2)**  
**Coach:** Steve Hokuf

9/24	Muhlenberg	.....	7-0	W
10/1	at Carnegie Tech	.....	41-14	W
10/8	Delaware	.....	6-14	L
10/15	at Dartmouth	.....	21-13	W
10/22	Bucknell	.....	34-13	W
10/29	at Gettysburg	.....	14-15	L
11/5	Rutgers	.....	16-7	W
11/19	at Lehigh	.....	35-6	W

**1956 (6-3)**  
**Coach:** Steve Hokuf

9/22	at Muhlenberg	.....	26-0	W
9/29	Temple	.....	20-0	W
10/6	at Delaware	.....	28-14	W
10/13	Albright	.....	32-7	W
10/20	at Bucknell	.....	13-7	W
10/27	Gettysburg	.....	6-12	L
11/3	at Rutgers	.....	19-20	L
11/10	Western Maryland	.....	43-7	W
11/17	Lehigh	.....	10-27	L

## did you know?

*Lafayette played Lehigh twice annually from 1884-1901, with the exception of 1896, the only disruption in the series. The two teams played three times in 1891.*

*Lafayette and Lehigh also met twice in 1943 and 1944 during World War II, with the College Hill men winning all four games by a combined score of 205-7. ▲*



The first game between Lafayette and Lehigh.



3X

# TEAM CAPTAINS

- 1882 Henry Craven
- 1883 Theodore Welles
- 1884 Lewis Frey
- 1885 John Hamme
- 1886 Frederick Gutelius
- 1887 Frederick Payne
- 1888 Everet Camp
- 1889 Harry Mackey
- 1890 Joseph Fox
- 1891 Moncure March
- 1892 Gustave Voight
- 1893 Ernest Edwards
- 1894 Samuel Jordan
- 1895 Gideon Boericke
- 1896 George Walbridge
- 1897 Charles Rinehart
- 1898 Charles Best
- 1899 Edward Bray
- 1900 John Chalmers
- 1901 Walter Bachman
- 1902 Harry Trout
- 1903 John Ernst
- 1904 Joseph Morrison
- 1905 Frank Newberry
- 1906 Erastus Doud
- 1907 Charles Ellicott
- 1908 George McCaa
- 1909 Arthur Blaicher
- 1910 Edwin Foresman
- 1911 William Dannehower
- 1912 Howard Benson
- 1913 William Wagenhurst
- 1914 Joseph Diamond
- 1915 John Luhr
- 1916 Paul Taylor
- 1917 Henry Lehr, Grant Scott
- 1918 Grant Scott
- 1919 John Weldon
- 1920 Joseph Lehecka
- 1921 Joseph Lehecka
- 1922 Frank Schwab
- 1923 Arthur Deibel
- 1924 Charles Berry
- 1925 Louis Gebhard
- 1926 Frank Kirkleski
- 1927 Harold Cothran, William Atkinson
- 1928 Richard Guest
- 1929 William Sherwood
- 1930 Raymond Woodfin
- 1931 Walter Vanderbush, Victor Reuter
- 1932 Adam Cirillo
- 1933 Jerry Miller
- 1934 Charles Nesi
- 1935 W.R. Cocke, Jr.
- 1936 Benjamin Snyder
- 1937 Edward Kanzler
- 1938 Robert Weldon, Harold Simmons
- 1939 Hunter Jaggard
- 1940 George Moyer
- 1941 John McKenna, Joseph Laird
- 1942 Charles Nagle
- 1943 Walter Sergy
- 1944 Edward Podgorski
- 1945 Game Captains
- 1946 Ed Whiteman
- 1947 Tod Saylor
- 1948 Daniel Kovacs
- 1949 Gordon Schleer, Joseph Zahurack
- 1950 Jay Barclay, Joseph Diamond
- 1951 Melvin Everingham, Gordon Patrizio
- 1952 Jack Herbruck, Edward Greaves
- 1953 Joseph O'Lenic

# LAFAYETTE FOOTBALL 1957-1974

1957 [4-4]  
*Coach: Steve Hokuf*

9/28	Muhlenberg.....	20-13	W
10/5	at Buffalo.....	14-6	W
10/12	Delaware.....	cancelled	- Flu
10/19	at Temple.....	12-13	L
10/26	Bucknell.....	35-13	W
11/2	at Gettysburg.....	20-46	L
11/9	Rutgers.....	19-34	L
11/16	Western Maryland.....	40-13	W
11/23	at Lehigh.....	13-26	L

1958 [5-3-1]  
*Coach: James McConlogue*

9/27	at Dartmouth.....	0-20	L
10/4	Muhlenberg.....	27-14	W
10/11	at Delaware.....	7-6	W
10/18	Temple.....	35-0	W
10/25	at Bucknell.....	34-6	W
11/1	Gettysburg.....	19-13	W
11/8	at Rutgers.....	0-18	L
11/15	at Tufts.....	8-16	L
11/22	Lehigh.....	14-14	T

1959 [5-4]  
*Coach: James McConlogue*

9/26	at Pennsylvania.....	0-26	L
10/3	at Muhlenberg.....	19-6	W
10/10	Delaware.....	8-26	L
10/17	at Temple.....	52-20	W
10/24	Bucknell.....	12-6	W
10/31	at Gettysburg.....	13-16	L
11/7	Rutgers.....	14-16	L
11/14	Tufts.....	13-0	W
11/21	at Lehigh.....	28-6	W

1960 [5-4]  
*Coach: James McConlogue*

9/24	at Pennsylvania.....	14-35	L
10/1	Muhlenberg.....	20-14	W
10/8	at Delaware.....	3-0	W
10/15	Temple.....	9-7	W
10/22	at Bucknell.....	0-28	L
10/29	Gettysburg.....	10-7	W
11/5	at Rutgers.....	8-36	L
11/12	at Tufts.....	22-7	W
11/19	Lehigh.....	3-26	L

1961 [2-6-1]  
*Coach: James McConlogue*

9/23	at Muhlenberg.....	14-13	W
9/30	at Pennsylvania.....	7-14	L
10/7	Delaware.....	0-34	L
10/14	at Temple.....	12-12	T
10/21	Bucknell.....	0-13	L
10/28	at Gettysburg.....	0-6	L
11/4	Rutgers.....	6-37	L
11/11	Tufts.....	27-17	W
11/18	at Lehigh.....	14-17	L

1962 [3-6]  
*Coach: James McConlogue*

9/22	Muhlenberg.....	17-0	W
9/29	at Pennsylvania.....	11-13	L
10/6	at Delaware.....	7-28	L
10/13	Temple.....	0-21	L
10/20	at Bucknell.....	6-28	L
10/27	Gettysburg.....	20-14	W
11/3	at Rutgers.....	0-40	L
11/10	at Waynesburg.....	10-0	W
11/17	Lehigh.....	6-13	L

1963 [1-8]  
*Coach: Kenneth Bunn*

9/28	at Pennsylvania.....	0-47	L
10/5	at Muhlenberg.....	7-18	L
10/12	Delaware.....	0-61	L
10/19	at Temple.....	0-31	L
10/26	Bucknell.....	14-13	W
11/2	at Gettysburg.....	12-14	L
11/9	Rutgers.....	0-49	L
11/16	Tufts.....	13-25	L
11/30	at Lehigh.....	6-13	L

1964 [0-7-2]  
*Coach: Kenneth Bunn*

9/26	at Brown.....	3-20	L
10/3	Hofstra.....	7-7	T
10/10	at Delaware.....	0-28	L
10/17	Temple.....	18-38	L
10/24	at Bucknell.....	12-54	L
10/31	Gettysburg.....	3-21	L
11/7	at Rutgers.....	6-31	L
11/14	at Davidson.....	12-31	L
11/21	Lehigh.....	6-6	T

1965 [3-7]  
*Coach: Kenneth Bunn*

9/18	at Colgate.....	0-40	L
9/25	at Columbia.....	14-10	W
10/2	at Hofstra.....	7-31	L
10/9	Delaware.....	7-40	L
10/16	at Temple.....	12-27	L
10/23	Bucknell.....	14-13	W
10/30	at Gettysburg.....	20-40	L
11/6	Rutgers.....	23-18	W
11/13	Davidson.....	10-14	L
11/20	at Lehigh.....	14-20	L

1966 [3-6]  
*Coach: Kenneth Bunn*

9/24	at Harvard.....	7-30	L
10/1	Hofstra.....	6-9	L
10/8	at Delaware.....	15-23	L
10/15	at Tufts.....	40-0	W
10/22	at Bucknell.....	25-7	W
10/29	Gettysburg.....	18-19	L
11/5	at Rutgers.....	28-32	L
11/12	Colgate.....	9-20	L
11/19	Lehigh.....	16-0	W

1967 [4-5]  
*Coach: Harry Gamble*

9/23	at Hofstra.....	0-28	L
9/30	at Harvard.....	0-51	L
10/7	Bucknell.....	21-6	W
10/14	Washington & Lee.....	17-6	W
10/21	Delaware.....	2-21	L
10/28	at Gettysburg.....	17-27	L
11/4	Rutgers.....	3-27	L
11/11	at Kings Point.....	36-7	W
11/18	at Lehigh.....	6-0	W

1968 [7-3]  
*Coach: Harry Gamble*

9/21	at Rutgers.....	7-37	L
9/28	at Columbia.....	36-14	W
10/5	Hofstra.....	7-0	W
10/12	at Washington & Lee.....	27-7	W
10/19	Drexel.....	27-0	W
10/26	at Bucknell.....	10-13	L
11/2	Gettysburg.....	37-0	W
11/9	Kings Point.....	7-0	W
11/16	at Colgate.....	14-10	W
11/23	Lehigh.....	6-21	L

1969 [4-6]  
*Coach: Harry Gamble*

9/20	Rutgers.....	22-44	L
9/27	at Columbia.....	36-22	W
10/4	at Hofstra.....	41-25	W
10/11	Drexel.....	27-7	W
10/18	Boston University.....	14-22	L
10/25	Bucknell.....	20-21	L
11/1	at Gettysburg.....	10-19	L
11/8	at Vermont.....	28-17	W
11/15	Colgate.....	10-14	L
11/22	at Lehigh.....	19-36	L

1970 [6-5]  
*Coach: Harry Gamble*

9/12	East Stroudsburg.....	27-16	W
9/19	at Rutgers.....	16-41	L
9/26	at Columbia.....	9-23	L
10/3	Drexel.....	19-14	W
10/10	at Delaware.....	20-36	L
10/17	at Pennsylvania.....	20-31	L
10/24	at Bucknell.....	28-30	L
10/31	Gettysburg.....	21-14	W
11/7	at Davidson.....	53-34	W
11/14	Vermont.....	31-14	W
11/21	Lehigh.....	31-28	W

1971 [5-5]  
*Coach: Neil Putnam*

9/18	Rutgers.....	13-7	W
9/25	Columbia.....	3-0	W
10/2	at Drexel.....	21-13	W
10/9	Delaware.....	0-49	L
10/16	at Pennsylvania.....	17-15	W
10/23	Bucknell.....	0-33	L
10/30	at Kings Point.....	0-20	L
11/6	at Gettysburg.....	27-12	W
11/13	Colgate.....	14-51	L
11/20	at Lehigh.....	19-48	L

1972 [3-7]  
*Coach: Neil Putnam*

9/16	Kings Point.....	20-13	W
9/23	at Colgate.....	14-33	L
9/29	at Pennsylvania.....	12-55	L
10/7	at Delaware.....	0-27	L
10/14	Rutgers.....	7-21	L
10/21	at Bucknell.....	7-26	L
10/28	at Maine.....	6-16	L
11/4	Gettysburg.....	39-25	W
11/11	Drexel.....	16-0	W
11/18	Lehigh.....	6-14	L

1973 [6-3-1]  
*Coach: Neil Putnam*

9/15	at Kings Point.....	21-3	W
9/22	Colgate.....	21-55	L
9/29	Pennsylvania.....	16-14	W
10/6	C.W. Post.....	28-12	W
10/13	at Rutgers.....	6-35	L
10/20	Bucknell.....	0-0	T
10/27	Maine.....	23-13	W
11/3	at Gettysburg.....	19-3	W
11/10	Drexel.....	21-11	W
11/17	at Lehigh.....	13-45	L

1974 [3-7]  
*Coach: Neil Putnam*

9/14	at Army.....	7-14	L
9/21	Kings Point.....	13-17	L
9/28	at Columbia.....	15-0	W
10/5	at Gettysburg.....	14-3	W
10/12	at Hofstra.....	17-7	W
10/19	Pennsylvania.....	7-37	L
10/26	Colgate.....	18-24	L
11/2	at Bucknell.....	6-10	L
11/9	Rutgers.....	0-35	L
11/23	Lehigh.....	7-57	L



3X

# LAFAYETTE FOOTBALL 1975-1988

**1975 (5-5)**  
*Coach:* Neil Putnam  
 9/20 at Kings Point ..... 7-3 W  
 9/27 Columbia ..... 10-7 W  
 10/4 Hofstra ..... 31-19 W  
 10/11 Bucknell ..... 5-15 L  
 10/17 at Pennsylvania ..... 0-13 L  
 10/25 at Colgate ..... 2-56 L  
 11/1 Gettysburg ..... 20-12 W  
 11/8 at Rutgers ..... 6-48 L  
 11/15 Davidson ..... 31-3 W  
 11/22 at Lehigh ..... 14-40 L

**1976 (5-5)**  
*Coach:* Neil Putnam  
 9/11 at Army ..... 6-16 L  
 9/18 Kings Point ..... 7-10 L  
 9/25 at Columbia ..... 31-38 L  
 10/2 Wagner ..... 44-21 W  
 10/16 Pennsylvania ..... 14-15 L  
 10/23 Colgate ..... 14-24 L  
 10/30 at Bucknell ..... 17-7 W  
 11/6 at Gettysburg ..... 30-3 W  
 11/13 at Davidson ..... 30-20 W  
 11/20 Lehigh ..... 21-17 W

**1977 (5-6)**  
*Coach:* Neil Putnam  
 9/10 Maine ..... 10-12 L  
 9/17 at Colgate ..... 12-38 L  
 9/24 at Columbia ..... 10-21 L  
 10/1 at Kings Point ..... 33-6 W  
 10/8 Bucknell ..... 34-7 W  
 10/14 at Pennsylvania ..... 7-42 L  
 10/22 at Army ..... 6-42 L  
 10/29 Gettysburg ..... 22-3 W  
 11/5 Fordham ..... 41-23 W  
 11/12 Davidson ..... 20-18 W  
 11/19 at Lehigh ..... 17-35 L

**1978 (4-7)**  
*Coach:* Neil Putnam  
 9/9 Gettysburg ..... 31-0 W  
 9/16 at Army ..... 14-24 L  
 9/23 Kings Point ..... 10-13 L  
 9/30 at Columbia ..... 0-21 L  
 10/7 Fordham ..... 17-14 W  
 10/14 at Bucknell ..... 14-7 W  
 10/21 Pennsylvania ..... 20-19 W  
 10/28 at Maine ..... 25-31 L  
 11/4 at Colgate ..... 7-17 L  
 11/11 at Davidson ..... 12-17 L  
 11/18 Lehigh ..... 15-23 L

**1979 (5-3-2)**  
*Coach:* Neil Putnam  
 9/8 at Gettysburg ..... 41-6 W  
 9/15 at Kings Point ..... 33-6 W  
 9/22 at Davidson ..... 13-16 L  
 9/29 Columbia ..... 14-7 W  
 10/13 Bucknell ..... 0-0 T  
 10/19 at Pennsylvania ..... 9-7 W  
 10/27 Maine ..... 21-34 L  
 11/3 Colgate ..... 7-7 T  
 11/10 Wagner ..... 21-3 W  
 11/17 at Lehigh ..... 3-24 L

**1980 (3-7)**  
*Coach:* Neil Putnam  
 9/13 Central Conn. State ..... 3-14 L  
 9/20 Davidson ..... 27-20 W  
 9/27 at Columbia ..... 0-6 L  
 10/4 at Maine ..... 3-24 L  
 10/11 at Bucknell ..... 0-14 L

10/18 Pennsylvania ..... 3-0 W  
 11/1 at Colgate ..... 0-44 L  
 11/8 at New Hampshire ..... 6-26 L  
 11/15 Kings Point ..... 31-12 W  
 11/22 Lehigh ..... 0-32 L

**1981 (9-2)**  
*Coach:* Bill Russo  
 9/12 Central Conn. State ..... 51-0 W  
 9/19 at Davidson ..... 14-7 W  
 9/26 at Columbia ..... 28-13 W  
 10/3 Maine ..... 17-0 W  
 10/10 Bucknell ..... 37-0 W  
 10/17 at Colgate ..... 0-30 L  
 10/24 at Gettysburg ..... 28-14 W  
 10/31 C.W. Post ..... 48-10 W  
 11/7 New Hampshire ..... 18-21 L  
 11/14 at U.S.M.M.A. ..... 49-13 W  
 11/21 at Lehigh ..... 10-3 W

**1982 (7-3)**  
*Coach:* Bill Russo  
 9/11 Rhode Island ..... 10-20 L  
 9/18 at Army ..... 20-26 L  
 9/25 at Columbia ..... 53-23 W  
 10/2 at Bucknell ..... 37-6 W  
 10/9 at Maine ..... 14-28 L  
 10/16 Pennsylvania ..... 35-20 W  
 10/23 Davidson ..... 49-14 W  
 11/6 at Princeton ..... 47-37 W  
 11/13 Kutztown ..... 36-3 W  
 11/20 Lehigh ..... 34-6 W

**1983 (6-5)**  
*Coach:* Bill Russo  
 9/10 East Stroudsburg ..... 20-14 W  
 9/17 at Davidson ..... 35-12 W  
 9/24 Columbia ..... 34-29 W  
 10/1 Bucknell ..... 33-3 W  
 10/8 Maine ..... 38-39 L  
 10/15 at Pennsylvania ..... 20-28 L  
 10/22 at James Madison ..... 31-14 W  
 10/29 Colgate ..... 7-21 L  
 11/5 at Princeton ..... 33-41 L  
 11/12 Kutztown ..... 28-13 W  
 11/19 at Lehigh ..... 14-22 L

**1984 (5-5)**  
*Coach:* Bill Russo  
 9/8 at Rhode Island ..... 10-31 L  
 9/15 New Hampshire ..... 7-21 L  
 9/22 Kutztown ..... 16-3 W  
 9/29 at Columbia ..... 23-14 W  
 10/6 at Maine ..... 20-22 L  
 10/13 Connecticut ..... 20-13 W  
 10/20 at Colgate ..... 20-41 L  
 11/3 at Bucknell ..... 3-10 L  
 11/11 East Stroudsburg ..... 44-38 W  
 11/17 Lehigh ..... 28-7 W

**1985 (6-5)**  
*Coach:* Bill Russo  
 9/14 at New Hampshire ..... 20-7 W  
 9/21 Colgate ..... 14-30 L  
 9/28 Columbia ..... 20-0 W  
 10/5 at Cornell ..... 17-3 W  
 10/12 James Madison ..... 20-13 W  
 10/19 at Navy ..... 14-56 L  
 10/26 at Rhode Island ..... 21-41 L  
 11/2 Towson ..... 24-27 L  
 11/9 Bucknell ..... 47-0 W  
 11/16 Kutztown ..... 23-7 W  
 11/23 at Lehigh ..... 19-24 L

**1986 (6-5, 2-2 Colonial League)**  
*Coach:* Bill Russo  
 9/13 Kutztown ..... 17-6 W  
 9/20 Holy Cross\* ..... 14-38 L  
 9/27 at Columbia ..... 26-21 W  
 10/4 Cornell ..... 33-22 W  
 10/11 New Hampshire ..... 16-20 L  
 10/18 at Davidson ..... 51-14 W  
 10/25 at Bucknell\* ..... 52-34 W  
 11/1 at Colgate\* ..... 7-42 L  
 11/8 at Pennsylvania ..... 14-42 L  
 11/15 at Army ..... 48-56 L  
 11/22 Lehigh\* ..... 28-23 W

**1987 (4-7, 2-3 Colonial League)**  
*Coach:* Bill Russo  
 9/12 Kutztown ..... 29-17 W  
 9/19 at Holy Cross\* ..... 11-40 L  
 9/26 Columbia ..... 38-7 W  
 10/3 at Cornell ..... 12-17 L  
 10/10 Bucknell\* ..... 42-21 W

10/17 Davidson\* ..... 38-10 W  
 10/24 at New Hampshire ..... 19-21 L  
 10/31 Colgate\* ..... 14-35 L  
 11/7 Pennsylvania ..... 14-23 L  
 11/14 at Army ..... 37-49 L  
 11/21 at Lehigh\* ..... 10-17 L

**1988 (8-2-1, 5-0 Colonial League)**  
**COLONIAL LEAGUE CHAMPIONS**  
*Coach:* Bill Russo  
 9/10 Kutztown ..... 54-7 W  
 9/17 Holy Cross\* ..... 28-20 W  
 9/24 at Columbia ..... 49-3 W  
 10/1 at Colgate\* ..... 42-35 W  
 10/8 at Bucknell\* ..... 52-35 W  
 10/15 at Army ..... 17-24 L  
 10/22 Mercyhurst ..... 50-18 W  
 10/29 Cornell ..... 21-21 T  
 11/5 Pennsylvania ..... 17-31 L  
 11/12 at Davidson\* ..... 38-13 W  
 11/19 Lehigh\* ..... 52-45 W

## TEAM CAPTAINS

1954	Russell Hedden	1955	Ryan Priest, Chris Thatcher
	Bob Fyvie, Jack Burcin	1956	Jim Johnson, Dave MacPhee
1956	Jack Slotter, Robert Burcin	1957	Chris LaPietra, Andy Nygren
1957	William Harrick, Joseph Bozik	1958	Frank Baur, Dwayne Norris
1958	Donald Dilly	1959	Art Bittel, Tom Costello
1959	Donald Nikles	1960	Dave Levine, Tim Moncman
1960	Charles Bartos, Robert Howard	1961	Tom Kirchhoff, Kevin McManus
1961	Walter Doleschal, Peter Lehr	1962	Chris Flood, Pete Ohnegian, Dave Pyne, Mark Reardon
1962	Martin Shane	1963	Harrison Bailey, Erik Marsh
1963	John Brown, Richard Zanewicz	1964	Glenn Hunzinger, Gavin Morrissey, Jarrett Shine
1964	Douglas Dill, George Hossenlopp	1965	B.J. Gallis, Quincy Miller
1965	Thomas Rosenberg, Joseph Smodish, Gabriel Washo	1966	Dan Bengele, Craig Hansen, Todd Stahlnecker
1966	Gary Marshall	1967	1998
1967	Robert Albus	1968	Angel Colon, Damian Wroblewski, Andy Zabinski
1968	Richard Lettieri	1969	1999
1969	Robert Zimmers, Gary Kolarik	1970	John Fistner, Jim Goff, Chad Williamson
1970	Richard McKay	1971	2000
1971	Peter Tonks, Edward DiSalvo	1972	Mike Levy, Phil Yarbrough
1972	Steven Huntzinger, Donald Meyer	1973	2001
1973	Thomas Kubler, James Nolan	1974	Jim Brown, Barret Diefendefor
1974	Adam Piergallini, Michael Slattery	1975	2002
1975	Mark Jones, John Grimes	1976	Chris Partridge, Chris Royle
1976	Matt Walsh, George O'Shaughnessy	1977	2003
1977	John Orrico, Thomas Padilla	1978	Marko Glavic, John Weyrauch, Wes Erbe, John-Frank Stubits
1978	Jim Medes, Brian Musician	1979	2004
1979	Tim Gerhart, Rich Smith	1980	Wes Erbe, Stephen Bono
1980	Steve MacCorkle, Ed Rogusky	1981	2005
1981	Steve Biale, Joe Skladany	1982	Maurice Bennett, David Nelson
1982	Bob Mahr, Ed Stahl	1983	2006
1983	Rich Doverspike, Frank Novak, Craig Williams	1984	Brad Maurer, Marvin Snipes, Justin Stovall
1984	Frank Corbo	1985	2007
1985	John Anderson, Ryan Priest	1986	Marcel Quarterman Kyle Sprengle
1986	Charles Brantley,		



3X

# LAFAYETTE FOOTBALL 1989-2001

## 1989 (5-5, 2-2 Colonial League)

*Coach: Bill Russo*

9/9 Kutztown .....	44-14	W
9/16 Holy Cross* .....	21-23	L
9/23 at Pennsylvania .....	12-25	L
9/30 Columbia .....	52-14	W
10/7 at Cornell .....	23-24	L
10/14 Fordham .....	40-7	W
10/21 at Army .....	20-34	L
10/28 Colgate* .....	38-33	W
11/4 at Bucknell* .....	33-54	L
11/18 at Lehigh* .....	36-21	W

## 1990 (4-7, 1-4 Patriot League)

*Coach: Bill Russo*

9/8 Kutztown .....	32-16	W
9/15 Bucknell* .....	14-24	L
9/22 at Yale .....	17-18	L
9/29 Pennsylvania .....	20-13	W
10/6 at Columbia .....	41-34	W

10/13 Cornell .....	16-38	L
10/20 at Army .....	0-56	L
10/27 at Holy Cross* .....	3-34	L
11/3 at Fordham* .....	59-14	W
11/10 at Colgate* .....	7-36	L
11/17 Lehigh* .....	14-35	L

## 1991 (6-5, 3-2 Patriot League)

*Coach: Bill Russo*

9/14 Buffalo .....	42-21	W
9/21 at Va. Military Inst. ....	21-42	L
9/28 Yale .....	14-24	L
10/5 at Pennsylvania .....	20-12	W
10/12 Bucknell* .....	20-16	W
10/19 Columbia .....	30-15	W
10/26 at Hofstra .....	17-60	L
11/2 at Holy Cross* .....	14-48	L
11/9 Fordham* .....	33-7	W
11/16 Colgate* .....	48-31	W
11/23 at Lehigh* .....	18-36	L

## 1992 (8-3, 5-0 Patriot League)

### PATRIOT LEAGUE CHAMPIONS

*Coach: Bill Russo*

9/12 Hofstra .....	21-14	W
9/19 Buffalo .....	49-28	W
9/26 at Princeton .....	35-38	L
10/3 at Cornell .....	33-44	L
10/10 at Army .....	36-38	L
10/17 Harvard .....	31-29	W
10/24 at Fordham* .....	44-21	W
10/31 at Colgate* .....	37-28	W
11/7 Holy Cross* .....	15-6	W
11/14 at Bucknell* .....	49-7	W
11/21 Lehigh* .....	32-29	W

## 1997 (3-8, 2-4 Patriot League)

*Coach: Bill Russo*

9/6 Fordham* .....	0-23	L
9/13 at Army .....	14-41	L
9/20 Bucknell* .....	21-23	L
9/27 at Brown .....	27-35	L
10/4 Columbia .....	31-3	W
10/11 Colgate* .....	6-44	L
10/18 at Cornell .....	34-41 (OT)	L
10/25 Towson* .....	38-0	W
11/1 New Haven .....	0-38	L
11/15 at Holy Cross* .....	34-23	W
11/22 at Lehigh* .....	31-43	L

## 1998 (3-8, 3-3 Patriot League)

*Coach: Bill Russo*

9/12 at Northeastern .....	7-41	L
9/19 Buffalo .....	14-16	L
9/26 Brown .....	21-23	L
10/3 at Dartmouth .....	10-13 (OT)	L
10/10 at Towson* .....	27-7	W
10/17 Princeton .....	0-28	L
10/24 at Bucknell* .....	22-33	L
10/31 Holy Cross* .....	28-17	W
11/7 at Fordham* .....	27-20	W
11/14 at Colgate* .....	27-42	L
11/21 Lehigh* .....	7-31	L

## 1999 (4-7, 2-4 Patriot League)

*Coach: Bill Russo*

9/11 at Towson* .....	7-35	L
9/18 at Holy Cross* .....	12-30	L
9/25 at Brown .....	28-35	L
10/2 Dartmouth .....	20-10	W
10/9 Colgate* .....	14-56	L
10/16 at Princeton .....	10-22	L
10/23 Bucknell* .....	22-21	W
10/30 Marist .....	38-13	W
11/6 Fordham* .....	27-7	W
11/13 Duquesne .....	17-28	L
11/20 at Lehigh* .....	12-14	L

## 2000 (2-9, 1-5 Patriot League)

*Coach: Frank Tavani*

9/9 Towson* .....	20-42	L
9/16 Princeton .....	24-17	W
9/23 at Pennsylvania .....	28-45	L
9/30 Harvard .....	19-42	L
10/7 at Columbia .....	22-47	L
10/14 at Bucknell* .....	30-42	L
10/21 Holy Cross* .....	28-13	W
10/28 at Colgate* .....	14-17	L
11/4 at Fordham* .....	28-31	L
11/11 at Duquesne .....	14-23	L
11/18 Lehigh* .....	17-31	L

## 2001 (2-8, 1-6 Patriot League)

*Coach: Frank Tavani*

9/8 at Towson* .....	13-16 (OT)	L
9/15 at Princeton .....	cancelled	
9/22 Pennsylvania .....	0-37	L
9/29 at Harvard .....	14-38	L
10/6 Columbia .....	31-14	W
10/13 Bucknell* .....	16-17	L
10/20 at Holy Cross* .....	53-63	L
10/27 Colgate* .....	16-20	L
11/3 Fordham* .....	24-45	L
11/10 at Georgetown* .....	37-17	W
11/17 at Lehigh* .....	6-41	L



Erik Marsh '95

## did you know?

*Erik Marsh '95 is the all-time leading rusher in both Patriot League and Lafayette history with 4,834 yards. A two-time All-American, Marsh helped lead the Leopards to Patriot League championships in both 1992 and 1994. ▲*

## 1993 (5-4-2, 3-1-1 Patriot League)

*Coach: Bill Russo*

9/11 Bucknell* .....	31-14	W
9/18 at Buffalo .....	29-15	W
9/25 Princeton .....	7-21	L
10/2 at Harvard .....	16-21	L
10/9 at Columbia .....	58-6	W
10/16 Hofstra .....	17-17	T
10/23 Fordham* .....	27-12	W
10/30 Colgate* .....	7-7	T
11/6 at Holy Cross* .....	52-27	W
11/13 at Army .....	12-35	L
11/20 at Lehigh* .....	14-39	L

## 1994 (5-6, 5-0 Patriot League)

### PATRIOT LEAGUE CHAMPIONS

*Coach: Bill Russo*

9/10 East Stroudsburg .....	14-31	L
9/17 at Pennsylvania .....	7-27	L
9/24 Hofstra .....	6-27	L
10/1 at Columbia .....	13-28	L
10/8 Dartmouth .....	15-27	L
10/15 at Navy .....	0-7	L
10/22 Holy Cross* .....	17-9	W
10/29 at Bucknell* .....	56-14	W
11/5 at Colgate* .....	14-6	W
11/12 at Fordham* .....	34-6	W
11/19 Lehigh* .....	54-20	W

## 1995 (4-6-1, 3-2 Patriot League)

*Coach: Bill Russo*

9/9 at Buffalo .....	24-17	W
9/16 at Hofstra .....	0-26	L
9/23 Pennsylvania .....	8-28	L
9/30 Columbia .....	10-10	T
10/7 at Dartmouth .....	7-14	L
10/14 at Princeton .....	0-41	L
10/21 at Holy Cross* .....	27-17	W
10/28 at Bucknell* .....	11-30	L
11/4 Colgate* .....	35-9	W
11/11 Fordham* .....	24-21 (OT)	W
11/18 at Lehigh* .....	30-37 (OT)	L

## 1996 (5-5, 2-2 Patriot League)

*Coach: Bill Russo*

9/14 Millersville .....	29-17	W
9/21 Northeastern .....	6-36	L
9/28 Cornell .....	30-19	W
10/5 at Harvard .....	17-7	W
10/12 at Fordham* .....	cancelled	
10/19 at Columbia .....	0-3	L
10/26 at Colgate* .....	9-40	L
11/2 at Army .....	21-41	L
11/9 Bucknell* .....	23-7	W
11/16 Holy Cross* .....	38-21	W
11/23 Lehigh* .....	19-23	L



3X

# LAFAYETTE FOOTBALL 2002-PRESENT

## 2002 (7-5, 5-2 Patriot League)

Coach: Frank Tavani

9/7 Monmouth.....	30-29	W
9/14 Towson*.....	23-7	W
9/21 Pennsylvania.....	21-52	L
9/28 at Princeton.....	19-34	L
10/5 at Duquesne.....	22-23	L
10/12 at Columbia.....	28-21	W
10/19 Georgetown.....	35-17	W
10/26 at Fordham*.....	26-33	L
11/2 at Colgate*.....	24-31	L
11/9 at Bucknell*.....	19-3	W
11/16 Holy Cross*.....	42-13	W
11/23 Lehigh*.....	14-7	W

## 2003 (5-6, 2-5 Patriot League)

Coach: Frank Tavani

9/6 Marist.....	49-0	W
9/13 at Towson*.....	13-19	L
9/27 Princeton.....	28-13	W
10/4 Georgetown*.....	10-17	L
10/11 Columbia.....	41-27	W
10/18 at Harvard.....	27-34	L
10/25 Fordham*.....	30-32	L
11/1 Colgate*.....	31-47	L
11/8 Bucknell*.....	35-17	W
11/15 at Holy Cross*.....	41-13	W
11/22 at Lehigh*.....	10-30	L

## 2004 (8-4, 5-1 Patriot League)

PATRIOT LEAGUE CHAMPIONS

Coach: Frank Tavani

9/4 Marist.....	48-7	W
9/11 at Georgetown*.....	17-6	W
9/18 at Princeton.....	18-35	L
9/25 at Richmond.....	21-16	W
10/2 Harvard.....	23-38	L
10/9 at Columbia.....	35-14	W
10/16 at Bucknell*.....	14-13	W
10/23 at Fordham*.....	35-20	W
11/6 at Colgate*.....	19-22	L
11/13 Holy Cross*.....	56-20	W
11/20 Lehigh*.....	24-10	W
11/27 at Delaware (NCAA Playoffs).....	14-28	L

## 2005 (8-4, 5-1 Patriot League)

PATRIOT LEAGUE CHAMPIONS

Coach: Frank Tavani

9/13 at Marist.....	40-21	W
9/10 Richmond.....	7-0	W
9/17 Princeton.....	21-23	L
9/24 Fordham*.....	27-10	W
10/1 at Georgetown*.....	12-7	W
10/8 Columbia.....	14-7	W
10/15 Harvard.....	17-24	L
10/29 Bucknell*.....	33-20	W
11/5 Colgate*.....	15-18	L
11/13 at Holy Cross*.....	41-21	W
11/20 at Lehigh*.....	23-19	W
11/27 at Appalachian State (NCAA Playoffs).....	23-34	L

## 2006 (6-6, 5-1 Patriot League)

PATRIOT LEAGUE CHAMPIONS

Coach: Frank Tavani

9/2 at Sacred Heart.....	25-14	W
9/9 at Bucknell*.....	21-0	W
9/16 Penn.....	21-11	L
9/23 at Princeton.....	26-14	L
9/30 Yale.....	37-34	L
10/14 at Harvard.....	38-28	L
10/28 at Colgate*.....	27-10	W
11/4 at Fordham*.....	31-24	W
11/11 Georgetown*.....	45-14	W
11/18 Lehigh*.....	49-27	W
11/25 at Massachusetts (NCAA Playoffs).....	35-14	L

\* denote conference games



## did you know?


*Phil Yarberough '01 ended his career as Lafayette's all-time leading receiver after catching 77 passes for 1,139 yards and seven touchdowns during the 2000 season. ▲*



**All-Time Record:** 626-532-39 (.540)

**All-Time Record vs. Patriot League Members:** 172-152-16 (.529)

**Record in Patriot League Play (Since Play Began in 1986):** 64-50-1 (.561)



Patriot League Champions, 2004



Patriot League Champions, 2005

**3X**

# LAFAYETTE VS. LEHIGH

## College Football's Most-Played Rivalry

"The Lehigh-Lafayette game is an integral part of a college education. The game provides thrills and excitement and instills an attitude that is essential to succeed in all walks of life. Traditions, pregame hype and celebrations are all as important as the game itself. No other football rivalry is quite like Lehigh-Lafayette. The traditions are pure and the festivities are genuine. Sportswriters are afraid to predict the winner, oddsmakers shy from a point spread and coaches don't have to worry about getting their players up for the game. Previous records, scores and games against common opponents are meaningless. It's one game—all or nothing."

Preface

**Legends of Lehigh-Lafayette**

Todd Davidson and Bob Donchez  
D&D Publishing Company, 1995



## Series Facts

**First Meeting:** Oct. 25, 1884; Easton—Lafayette 50, Lehigh 0**Last Meeting:** Nov. 19, 2006; Bethlehem—Lafayette 23, Lehigh 19**Series Record:** Lafayette leads, 75-62-5 (.546) [142 games]**In Easton:** Lafayette leads, 40-22-5 (.634)**In Bethlehem:** Lehigh leads, 39-35-0 (.527)**Neutral Site:** Lehigh won the lone neutral game of the series in Wilkes-Barre on Nov. 25, 1891 [16-2]**Largest Margin of Victory (Lafayette):** Nov. 18, 1944; Easton—Lafayette 64, Lehigh 0**Largest Margin of Victory (Lehigh):** Nov. 24, 1917; Bethlehem—Lehigh 78, Lafayette 0**Last Shutout:** Nov. 22, 1980; Easton—Lehigh 32, Lafayette 0**Last Tie:** Nov. 21, 1964; Easton, Lafayette 6, Lehigh 6 [100th meeting]**Points Scored in Series:** Lafayette 2,533; Lehigh 2,025**Average Final Score:** Lafayette 17.8, Lehigh 14.3**Longest Lafayette Win Streak:** 10 wins, 1919-28**Longest Lehigh Win Streak:** 7 wins; 1995-2001**Miscellaneous Facts:** The schools played each other twice per season from 1884-1901. They met three times in 1891 and did not meet in 1896, due to a player eligibility dispute between the two schools.

## LAFAYETTE-LEHIGH GAME MVP

Beginning with the 1960 meeting, the media in attendance at the Lafayette-Lehigh football game have selected the game's Most Valuable Player. There have been six two-time winners of the MVP Award: Tom Costello, Erik Marsh, Brad Maurer and Jonathan Hurt of Lafayette, and Marty Horn and Kim McQuilken of Lehigh. Just two times in 46 previous meetings have there been co-MVP's (1976 and 2006).

**The Lafayette-Lehigh MVP winners through the years:**

1960	Al Richmond (Lehigh), RB, Sr.
1961	Boyd Taylor (Lehigh), RB, Sr.
1962	Walt King (Lehigh), QB, Sr.
1963	Les Kish (Lehigh), QB, So.
1964	George Hossenlopp (Lafayette), QB, Sr.
1965	Hal Yeich (Lehigh), RB, Sr.
1966	Rick Craw (Lafayette), TB, Jr.
1967	Art Renfro (Lehigh), LB, Sr.
1968	Jim Petrillo (Lehigh), RB, So.
1969	Don Diorio (Lehigh), RB, So.
1970	Rick Nowell (Lafayette), WR/PK, Sr.
1971	Jack Rizzo (Lehigh), RB, Sr.
1972	Kim McQuilken (Lehigh), QB, Jr.
1973	Kim McQuilken (Lehigh), QB, Sr.
1974	Joe Allela (Lehigh), QB, Sr.
1975	Joe Sterrett (Lehigh), QB, Sr.
1976	Mark Jones (Lafayette), QB, Sr. Rod Gardner (Lehigh), RB, Sr.
1977	Mike Reiker (Lehigh), QB, Sr.
1978	Steve Kreider (Lehigh), WR, Sr.
1979	Joe Rabuck (Lehigh), RB, So.
1980	Mike Crowe (Lehigh), DE, Sr.
1981	Frank Novak (Lafayette), QB, So.
1982	Jack Gatehouse (Lafayette), WR, Sr.
1983	Marty Horn (Lehigh), QB, So.
1984	Jim Johnson (Lafayette), QB, Fr.
1985	Marty Horn (Lehigh), QB, Sr.
1986	Bruce McIntyre (Lafayette), TB, Sr.
1987	Mark McGowan (Lehigh), QB, Jr.
1988	Tom Costello (Lafayette), TB, Fr.
1989	Tom Costello (Lafayette), TB, So.
1990	Erick Torain (Lehigh), RB, Sr.
1991	Glenn Kempa (Lehigh), QB, Sr.
1992	Erik Marsh (Lafayette), TB, So.
1993	Scott Semptimphelter (Lehigh), QB, Sr.
1994	Erik Marsh (Lafayette), TB, Sr.
1995	Brian Klingerman (Lehigh), WR, Sr.
1996	Phil Stambaugh (Lehigh), QB, Fr.
1997	Rabih Abdullah (Lehigh), RB, Sr.
1998	Ron Jean (Lehigh), RB, Jr.
1999	Ron Jean (Lehigh), RB, Sr.
2000	Matt Salvaterra (Lehigh), DB, So.
2001	Josh Snyder (Lehigh), WR, Sr.
2002	Joe McCourt (Lafayette), TB, So.
2003	Jermaine Pugh (Lehigh), RB, Sr.
2004	Brad Maurer (Lafayette), QB, So.
2005	Jonathan Hurt (Lafayette), TB, Jr.
2006	Brad Maurer (Lafayette), QB, Sr. Jonathan Hurt (Lafayette), TB, Sr.