

KENTUCKY WILDCATS

VS. GEORGIA

GAME 11



VS.



Saturday, Nov. 21 • 7:45 p.m. EST • ESPN2
Athens, Ga. • Sanford Stadium (92,746)

UK Media Relations • (859) 257-3838 • (859) 323-4310 (fax) • www.UKathletics.com
Football Contacts: Tony Neely (tneely@uky.edu), Susan Lax (slax0@uky.edu), Jeremy Strachan (JStrachan@uky.edu)

KENTUCKY (6-4, 2-4 SEC)

9/5	vs. Miami (Ohio) (ESPNU) in Cincinnati	W, 42-0
9/19	LOUISVILLE (ESPNU)	W, 31-27
9/26	#1/1 FLORIDA (ESPN2)	L, 7-41
10/3	#3/3 ALABAMA (SEC Network)	L, 20-38
10/10	at #25 South Carolina (FSN)	L, 26-28
10/17	at Auburn (ESPNU)	W, 21-14
10/24	ULM (FSN)	W, 36-13
10/31	MISS. STATE (FSN) (Homecoming)	L, 24-31
11/7	EASTERN KENTUCKY (BBSN)	W, 37-12
11/14	at Vanderbilt (SEC Network)	W, 24-13
11/21	at Georgia (ESPN2)	7:45 p.m.
11/28	TENNESSEE (Senior Day)	TBA

Note: all times Eastern and subject to change

GEORGIA (6-4, 4-3 SEC)

9/5	at Oklahoma State	L, 10-24
9/12	SOUTH CAROLINA	W, 41-37
9/19	at Arkansas	W, 52-41
9/26	ARIZONA STATE	W, 20-17
10/3	LSU	L, 13-20
10/10	at Tennessee	L, 19-45
10/17	at Vanderbilt	W, 34-10
10/31	vs. Florida	L, 17-41
11/7	TENNESSEE TECH	W, 38-0
11/14	AUBURN	W, 31-24
11/21	KENTUCKY	7:45 p.m.
11/28	at Georgia Tech	TBA

Note: all times Eastern and subject to change

ABOUT THE GAME

TV • ESPN2

Play-by-Play Mark Jones
Analyst Bob Davie

RADIO • BIG BLUE SPORTS NETWORK

Play-by-Play Tom Leach
Analyst Jeff Picoro
Sideline Dick Gabriel

SATELLITE RADIO

Channel 200 - XM
Channel 213 - Sirius (note: you must have the "Best of XM" package to hear the game on Sirius)

INTERNET RADIO • www.UKathletics.com

Live Audio - free Live Stats - free

TICKETS • Contact Georgia Ticket Office or
www.georgiadogs.com

WILDCATS SEEK FIRST WIN IN ATHENS SINCE 1977

Kentucky visits SEC rival Georgia after winning its last two conference road games for the first time since 2002. The Cats also have won four of its last five games overall. UK is coming off a 24-13 win over Vanderbilt last week to claim its sixth win of the season and make the Wildcats bowl-eligible for the fourth straight year. The victory marked the first time since 1953-56 that UK has won at least six games in four consecutive seasons. UGA also became bowl-eligible last week with a 31-24 victory over Auburn in Athens.

In Nashville, UK gained a season-high 308 yards rushing in the game, the most against an SEC opponent since rushing for 310 at South Carolina in 1995. Derrick Locke recorded his third career 100-yard game by gaining 144 yards on 25 carries, both career highs. Randall Cobb scored two rushing touchdowns, carrying the ball 14 times for a 99 yards.

UK's defense shut down the VU offense in the second half. The Commodores were limited to one first down, 31 total offensive yards, 0-of-5 on third downs and held the ball only 6:56 time of possession after the half. Kentucky held Vanderbilt to 209 yards total offense for the game, the best showing against an SEC opponent since 1996. Sam Maxwell led the defense with nine tackles, including one for a loss, and forced a VU fumble. Corey Peters was named the SEC Defensive Lineman of the Week with five tackles, including 1.5 for loss.

GAME CENTER

KENTUCKY WILDCATS		GEORGIA BULLDOGS	
Record:	6-4, 2-4 SEC	Record:	6-4, 4-3 SEC
Ranking:	Not ranked	Ranking:	Receiving votes
Last game:	W, Vanderbilt, 24-13 (A)	Last game:	W, No. 25 Auburn, 31-24 (H)
Coach:	Rich Brooks (Oregon St., 1963)	Coach:	Mark Richt (Miami, 1982)
Record:	129-154-4 (25th season)	Record:	86-26 (9th season)
at UK:	38-45 (7th season)	at UGA:	Same
vs. UGA:	1-5	vs. UK:	7-1

QUICK NOTES

- Junior QB Mike Hartline will have surgery to repair cartilage damage in his knee and will miss the remaining two regular-season games. True freshman Morgan Newton will receive the starting nod vs. Georgia.
- UK has won two consecutive SEC road games (at Auburn and Vanderbilt) for the first time since 2002, when the Wildcats won at Arkansas and Mississippi State.
- The Wildcats are bowl-eligible for the fourth straight year. If UK goes to a bowl, it will be a school record by going to post-season play in four consecutive seasons.
- Kentucky ranks 17th nationally in rushing offense, averaging 203.5 rushing yards per game. It's the team's best mark since the 1995 Wildcats rushed for 210.5 yards per contest.
- Kentucky's pass defense ranks ninth nationally and fourth in the SEC. A big reason for that is senior Sam Maxwell. The linebacker has four interceptions this season and 11 total passes defended, among the SEC leaders in both categories. Nationally, he is tied for 22nd in interceptions and tied for 19th in total passes defended.
- FB John Conner broke the UK career record for games played last week by playing in his 51st contest. Tim Masthay played in 50 games from 2005-08.
- RB Derrick Locke leads the SEC and ranks sixth nationally in kickoff return average with 30.9 yards per return. He also ranks fourth in the SEC and 22nd nationally in all-purpose yards (146.1).
- WR Randall Cobb ranks 21st nationally in all-purpose yardage (148.1) and 15th in the nation in punt returns. The sophomore also sits in the top 10 of six SEC statistical categories.

SERIES HISTORY AGAINST GEORGIA

UK and UK meet for the 63rd time in school history Saturday ... Georgia leads the all-time series 49-11-2 ... The Bulldogs also hold the series lead in games played in Athens 25-3-2 ... The Wildcats last win in Athens was a 33-0 victory in 1977 ... Kentucky has lost two straight to UGA ... The last Wildcat win against the Bulldogs was a 24-20 victory in Lexington in 2006 ... The last game played between the two teams in Athens was in 2007, when the No. 8 Bulldogs beat the Cats 24-13 ... In 1939, UK won the first meeting between the two schools, 13-6 in Louisville ... The teams played nine times from 1939-49, and after a six-year lull, have played annually since 1956.

WILDCATS/BULLDOGS COACHES



RICH BROOKS



MARK RICHT

YR. AS HEAD COACH AT UK/UGA:	7	9
OVERALL YR. AS HEAD COACH:	25	9

COACHING CAREER

REG. SEASON RECORD:	125-151-4	81-24
POSTSEASON RECORD:	4-3	5-2
OVERALL RECORD:	129-154-4	86-26

WITH UK/UGA

OVERALL RECORD:	38-45	86-26
POSTSEASON RECORD:	3-0	5-2

VS. OPPONENT

OVERALL RECORD:	1-5	7-1
POSTSEASON RECORD:	n/a	n/a

VS. OPP. COACH

REG. SEASON:	1-5	5-1
POSTSEASON RECORD:	n/a	n/a
OVERALL RECORD:	1-5	5-1

ON THIS DATE IN WILDCAT HISTORY

Saturday's matchup with Georgia marks just the 12th time in school history that the Wildcats have played on November 21. UK has a 5-5-1 all-time record on games played on this date. The most recent game was in 1998 where the Cats lost to No. 1 Tennessee 59-21 at Knoxville. The Wildcats have lost three consecutive games played on this date, all to UT. Kentucky has played a ranked team the last three times they have played on this date. UK's first game on this date was back in 1886 when they won at Georgetown.

WILDCATS ALL-TIME RECORD ON NOV. 21

Year	W/L	Result
1886	W	Kentucky 16 – Georgetown 0 (A)
1899	T	Kentucky 0 – Washington & Lee 0 (H)
1942	L	Kentucky 0 – Tennessee 26 (A)
1953	W	Kentucky 27 – Tennessee 21 (H)
1959	W	Kentucky 20 – Tennessee 0 (H)
1964	W	Kentucky 12 – Tennessee 7 (A)
1970	L	Kentucky 0 – Tennessee 45 (A)
1981	W	Kentucky 21 – Tennessee 10 (H)
1987	L	Kentucky 22 – Tennessee 24 (H)
1992	L	Kentucky 13 – Tennessee 34 (A)
1998	L	Kentucky 21 – Tennessee 59 (A)

GAME NOTES VS. GEORGIA

LAST TIME VS. GEORGIA

In a game that saw six lead changes in the second half, Georgia got the final score and held on for a 42-38 shootout win at Kentucky.

An 11-yard touchdown pass from Georgia quarterback Matthew Stafford to wide receiver A.J. Green gave the Bulldogs the decisive touchdown with just under two minutes remaining. On UK's final drive of the game, UGA defensive lineman Demarcus Dobbs secured the win by intercepting Wildcat quarterback Randall Cobb at the Georgia 18-yard line with 46 seconds left in the game, allowing the Bulldogs to take over and run out the clock.

Stafford opened the game with a quick scoring drive, commencing with a 29-yard pass to Mohamed Massaquoi for a touchdown. Tailback Knowshon Moreno scored a 6-yard touchdown run on the Bulldogs' second drive. Kentucky responded with a 15-play, 60-yard scoring drive of its own. Fullback John Conner converted two fourth-and-one opportunities before tailback Tony Dixon rushed three yards for a touchdown.

In the second quarter, Cobb punched in a score from two yards out to even the score at 14. But Georgia responded with a 7-yard completion from Stafford to Shaun Chapas for a touchdown. After the half, UK's Lones Seiber kicked the lone field goal of the game, good from 40 yards to cut the Bulldog lead to four at 21-17.

Midway through the third, Wildcat Danny Trevathan blocked a punt by Mimbs which was recovered by A.J. Nance at the Georgia 9-yard line. On the next play, Cobb rushed for a 9-yard touchdown to give Kentucky its first lead of the game. The Bulldogs retook the advantage after Moreno rumbled 20 yards for his second score of the game.

In the fourth, UK's Dixon rushed for a 14-yard touchdown, his second of the day, to regain the lead, 31-28. But Moreno countered with an 18-yard touchdown score of his own to put Georgia back on top. UK countered when Winston Guy returned the kickoff 96 yards to the UGA four-yard line. Three plays later, Cobb scored on a 1-yard plunge for his third rushing touchdown of the day. UGA's Massaquoi set up the game-winning TD on a 78-yard pass from Stafford.

Kentucky rushed for 226 yards, the most in an SEC game since UK ran for 228 vs. Vanderbilt in 2002. Cobb, Dixon and Alfonso Smith all rushed for 60 yards or more against the Bulldogs. The last time UK had three rushers with 60 or more yards in an SEC game was in 1995 against LSU. Defensively, junior Micah Johnson led the team in tackles for the second-straight game and sixth time this season with eight stops of the Bulldogs.

KENTUCKY-UGA TIES

- Before coaching at Kentucky, Coach Rich Brooks took his Oregon team to Georgia for his first game as a collegiate head coach. Taking over a downtrodden Oregon program, Brooks' team lost its season opener against Georgia in Sanford Stadium, 27-16, on Sept. 10, 1977. Brooks went on to build Oregon into a winner, eventually taking the Ducks to the Rose Bowl in his final season as head coach in 1994.

MILESTONES TO WATCH

Lones Seiber (150 PAT kicks made) - Needs 10 PAT kick to tie Florida's Bart Edminston at No. 6 on the SEC's career list.

Trevard Lindley (10 career interceptions) - Needs one interception to tie for second place on the UK career list.

Trevard Lindley (40 career pass breakups) - Needs two pass breakups to move into a tie for fourth place on the SEC career list.

Derrick Locke (1,565 career rushing yards) - Needs 45 yards to overtake Steve Campassi (1972-75, 1,609) for 14th all-time.

Alfonso Smith (955 career rushing yards) - Needs 45 rushing yards to reach 1,000 in his career.



Rich Brooks and Paul "Bear" Bryant are the only coaches in Kentucky history to appear in three consecutive bowl games, and Brooks is the first to win three straight bowls.

- UK has 16 players on its 2009 roster from Georgia, more than any other state except Kentucky – Brian Adams (Gainesville), Ross Bogue (Suwanee), Randall Burden (LaGrange), Michael Harper (Stone Mountain), Qua Huzzie (LaGrange), Tristian Johnson (LaGrange), Trevard Lindley (Hiram), Sam Maxwell (Hartwell), Shane McCord (Hartwell), Kevin Mitchell (Winston), Anthony Mosley (Ellenwood), Matt Roark (Acworth), Pat Simmons (LaGrange), CoShik Williams (Hiram), Greg Wilson (College Park) and Trevino Woods (Athens).
- Wildcat freshman Trevino Woods and Bulldog senior Christian Norton both attended Clarke Central High School in Athens, Ga.
- Kentucky offensive coordinator/quarterbacks coach Randy Sanders and Georgia asst. head coach in charge of defensive line and recruiting Rodney Garner coached together 1996-97 seasons at Tennessee. Sanders was an assistant coach in charge of recruiting and running backs while Garner was in charge of tight ends and offensive tackles.
- Georgia tight ends coach John Lilly and Kentucky offensive line coach Jimmy Heggins coached together from 1995 through 2004 at Florida State University. Heggins and Lilly both held different several different positions during their time at FSU.

COMPARISON STATS VS. GEORGIA

<u>Kentucky</u>		<u>Georgia</u>
6-4	Record	6-4
2-4	Conference Record	4-3
26.8	Scoring/Game	27.5
20.2	First Downs/Game	16.6
351.2	Total Offense/Game	344.0
203.5	Rushing Yards/Game	135.0
147.7	Passing Yards/Game	209.0
23.9	Kickoff Returns (avg.)	21.3
12.8	Punt Returns (avg.)	10.7
36.1	Net Punting (avg.)	43.7
30:38	Time of Possession/Game	28:46
40.3	Third Down Conv. (pct.)	39.4
73.7	Fourth Down Conversion (pct.)	50.0
-1	Turnover Margin	-14
21.7	Points Allowed/Game	25.9
343.2	Total Yards Allowed/Game	334.1
177.6	Rush Yards Allowed/Game	120.3
165.6	Pass Yards Allowed/Game	213.8

BIG GAMES VS. GEORGIA

1947 - Kentucky shut out Georgia, 26-0, in Lexington. It was a great day for nicknames as the UK attack featured scoring runs by Don "Dopey" Phelps, Bill Moseley, and Wilbur "Shorty" Jamerson, along with a touchdown reception by Wallace "Wah Wah" Jones. The win was a key victory in the Wildcats' drive to their first bowl game. UK culminated the 1947 season by defeating Villanova in the Great Lakes Bowl.

1977 - QB Derrick Ramsey threw three touchdown passes and the Wildcats limited the Bulldogs to 127 yards total offense as UK won in Athens, 33-0. The game also marked the first taste of American football for England's Prince Charles, who was in attendance that day. Prince Charles was introduced to UK All American defensive end Art Still at halftime. After looking at the 6-6 Still, Charles said, "You're

2009 SEC STANDINGS

EASTERN DIVISION

Team	Rec.	Pct.	All
Florida	8-0	1.000	10-0
Georgia	4-3	.571	6-4
South Carolina	3-5	.375	6-5
Kentucky	2-4	.333	6-4
Tennessee	2-4	.333	5-5
Vanderbilt	0-7	.000	2-9

WESTERN DIVISION

Team	Rec.	Pct.	All
Alabama	7-0	1.000	10-0
LSU	4-2	.667	8-2
Ole Miss	3-3	.500	7-3
Auburn	3-4	.429	7-4
Arkansas	2-4	.333	6-4
Miss. State	2-4	.333	4-6



THIS WEEK IN THE SEC

Nov. 21

- UTC at Alabama - SEC Network 12:21 p.m. ET
- MSU at Arkansas - SEC Network 12:21 p.m. ET
- Florida Int'l at Florida - PPV 12:30 p.m. ET
- LSU at Ole Miss - CBS 3:30 p.m. ET
- Vanderbilt at Tennessee - ESPNU 7 p.m. ET
- Kentucky at Georgia - ESPN2 7:45 p.m. ET

INDIVIDUAL LEADERS

PASSING	
UK	
Mike Hartline	(79-133-7-802-6)
Morgan Newton	(43-73-3-402-2)
Will Fidler	(20-41-1-186-1)
UGA	
Joe Cox	(150-259-12-2059-18)
Logan Gray	(5-12-2-31-0)
RUSHING	
UK	
Derrick Locke	(150-741-5)
Randall Cobb	(57-396-7)
UGA	
Richard Samuel	(88-395-2)
Washaun Ealey	(73-379-3)
RECEIVING	
UK	
Randall Cobb	(32-384-4)
Chris Matthews	(28-299-2)
UGA	
A.J. Green	(47-751-6)
Michael Moore	(21-187-4)
TACKLES	
UK	
Micah Johnson	(74)
Danny Trevathan	(63)
UGA	
Rennie Curran	(94)
Reshad Jones	(53)

NATIONAL POLLS

USA TODAY/ESPN COACHES POLL (WEEK 11)

1	Florida (48)	10-0	1460
2	Texas (4)	10-0	1397
3	Alabama (7)	10-0	1388
4	TCU	10-0	1277
5	Cincinnati	10-0	1219
6	Boise State	10-0	1183
7	Georgia Tech	10-1	1127
8	Ohio State	9-2	1019
9	Pittsburgh	9-1	997
10	LSU	8-2	956
11	Oregon	8-2	875
12	Penn State	9-2	772
13	Oklahoma State	8-2	750
14	Wisconsin	8-2	630
15	Iowa	9-2	584
16	Virginia Tech	7-3	558
17	Stanford	7-3	516
18	Brigham Young	8-2	404
19	Clemson	7-3	274
20	Oregon State	7-3	256
21	USC	7-3	239
22	Houston	8-2	229
23	Utah	8-2	212
24	Miami (FL)	7-3	156
25	Nebraska	7-3	107
25	North Carolina	7-3	107

Others receiving votes: Arizona 87, Navy 76, Rutgers 74, California 55, Mississippi 46, West Virginia 46, Central Michigan 27, Temple 17, Oklahoma 15, Boston College 14, **Auburn 8**, Texas Tech 7, Nevada 6, Northwestern 3, **Georgia 2**

THE ASSOCIATED PRESS POLL (WEEK 11)

1	Florida (36)	10-0	1463
2	Alabama (14)	10-0	1429
3	Texas (10)	10-0	1424
4	TCU	10-0	1307
5	Cincinnati	10-0	1247
6	Boise State	10-0	1213
7	Georgia Tech	10-1	1139
8	Pittsburgh	9-1	1030
9	Ohio State	9-2	990
10	LSU	8-2	968
11	Oregon	8-2	918
12	Oklahoma State	8-2	754
13	Penn State	9-2	689
14	Stanford	7-3	652
15	Iowa	9-2	633
16	Virginia Tech	7-3	559
17	Wisconsin	8-2	547
18	Clemson	7-3	442
19	Brigham Young	8-2	344
20	Oregon State	7-3	338
21	Miami (FL)	7-3	255
22	USC	7-3	223
23	Utah	8-2	183
24	Houston	8-2	149
25	Rutgers	7-2	145

Others receiving votes: North Carolina 144, Nebraska 64, California 53, Arizona 50, Mississippi 45, Navy 41, Temple 23, **Auburn 9**, **Georgia 9**, West Virginia 8, Oklahoma 5, Texas Tech 4, Boston College 3, Nevada 1

2009 UK Opponents in Bold

KENTUCKY WEEK-BY-WEEK IN THE POLLS

DATE	AP	USAT/COACHES	BCS
Preseason	-	RV	
Sept. 6	-	RV	
Sept. 13	-	RV	
Sept. 20	-	RV	
Sept. 27	-	-	
Oct. 4	-	-	
Oct. 11	-	-	
Oct. 18	-	-	
Oct. 25	-	-	
Nov. 1	-	-	
Nov. 8	-	-	
Nov. 15	-	-	

a tall one, aren't you?"

1988 - Kentucky shocked No. 11 Georgia with a 16-10 upset in Commonwealth Stadium. Running back Alfred Rawls was the game's hero, rushing for 128 yards on 15 carries. It was Rawls' 48-yard touchdown scamper on the final play of the third quarter that put the Wildcats ahead for good, 13-10. The UK defense made the lead stand up as Georgia mustered just 224 yards total offense.

2006 - Tailback Tony Dixon scored on a three-yard run with 1:21 remaining and Trevar Lindley picked off a Georgia pass with less than a minute left as Kentucky claimed a 24-20 Homecoming win - their first victory over the Bulldogs since the 1996 season. After the game, the Wildcat fans stormed the field and tore down the east goal-post, only the second time in UK history that had happened. The previous occurrence came after the 1997 win over Alabama.

CAT SCRATCHES

"KEEP MAKING HISTORY"

Coach Rich Brooks frequently talks to his team about doing things that have never been done at Kentucky, or haven't been done in a long time.

The Wildcats hit some historical milestones in their six victories this season:

- Kentucky's 42-0 win vs. Miami was the Wildcats' first shutout in 13 years.
- Defeating Miami marked UK's third-consecutive season-opening win, longest since a streak of eight consecutive season-opening victories from 1987-94.
- Kentucky's 31-27 win over Louisville was the third-consecutive triumph over the Wildcats' in-state rivals, the first time that has been accomplished since the Governor's Cup rivalry was renewed in 1994.
- UK defeated Auburn for the first time in 43 years. UK's last victory was in Lexington (17-7) in 1966. It also marked UK's first win at Auburn since 1961.
- UK had no penalties and no turnovers in the win at Auburn, the first time in school history that had been accomplished, dating back to single-game statistics available since 1946.

KENTUCKY VS. GEORGIA

GEORGIA LEADS THE SERIES, 49-11-2

Year	UK Record	UGA Record	Site	Score
1939	3-0-0	1-2-0	Louisville	Kentucky, 13-6
1940	4-0-1	2-2-0	Athens	Tied, 7-7
1942	0-0-0	0-0-0	Louisville	Georgia, 7-6
1944	1-2-0	1-1-0	Athens	Georgia, 13-12
1945	1-2-0	3-0-0	Lexington	Georgia, 48-6
1946	3-0-0	2-0-0	Athens	Georgia, 28-13
1947	2-1-0	2-1-0	Lexington	Kentucky, 26-0
1948	1-1-0	1-1-0	Athens	Georgia, 35-12
1949	3-0-0	2-1-0	Lexington	Kentucky, 25-0
1956	2-3-0	2-2-1	Athens	Kentucky, 14-7
1957	0-5-0	1-4-0	Lexington	Georgia, 33-14
1958	2-3-0	1-3-0	Athens	Georgia, 28-0
1959	1-4-0	4-1-0	Lexington	Georgia, 14-7
1960	2-3-0	3-2-0	Lexington	Georgia, 17-13
1961	2-3-0	2-3-0	Athens	Georgia, 16-15
1962	1-3-1	2-2-1	Athens	Tied, 7-7
1963	2-3-0	3-1-1	Lexington	Georgia, 17-14
1964	3-2-0	2-2-1	Athens	Georgia, 21-7
1965	3-2-0	4-1-0	Lexington	Kentucky, 28-10
1966	2-3-0	4-1-0	Athens	Georgia, 27-15
1967	0-5-0	4-1-0	Lexington	Georgia, 31-7
1968	2-3-0	4-0-1	Lexington	Georgia, 35-14
1969	2-3-0	4-1-0	Athens	Georgia, 30-0
1970	1-5-0	2-3-0	Lexington	Georgia, 19-3
1971	1-5-0	6-0-0	Athens	Georgia, 34-0
1972	2-4-0	4-2-0	Lexington	Georgia, 13-7
1973	2-4-0	3-2-1	Athens	Kentucky, 12-7
1974	3-3-0	4-2-0	Lexington	Kentucky, 24-20
1975	1-4-1	4-2-0	Athens	Georgia, 21-13
1976	5-1-0	5-1-0	Lexington	Georgia, 31-7
1977	5-1-0	4-2-0	Athens	Kentucky, 33-0
1978	2-3-1	5-1-0	Lexington	Georgia, 17-16
1979	2-4-0	3-3-0	Athens	Georgia, 20-6
1980	2-4-0	6-0-0	Lexington	Georgia, 27-0
1981	1-5-0	5-1-0	Athens	Georgia, 21-0
1982	0-5-1	6-0-0	Lexington	Georgia, 27-14
1983	5-1-0	5-0-1	Athens	Georgia, 47-21
1984	5-1-0	5-1-0	Lexington	Georgia, 37-7
1985	4-2-0	4-1-1	Athens	Georgia, 26-6
1986	3-2-1	4-2-0	Lexington	Georgia, 31-9
1987	4-2-0	5-2-0	Athens	Georgia, 17-14
1988	2-4-0	5-1-0	Lexington	Kentucky, 16-10
1989	4-2-0	3-3-0	Athens	Georgia, 34-23
1990	2-5-0	4-3-0	Lexington	Kentucky, 26-24
1991	2-4-0	5-2-0	Athens	Georgia, 49-27
1992	4-2-0	6-1-0	Lexington	Georgia, 40-7
1993	4-2-0	3-4-0	Athens	Georgia, 33-28
1994	1-5-0	4-3-0	Lexington	Georgia, 34-30
1995	3-3-0	4-3-0	Athens	Georgia, 12-3
1996	1-6	3-3	Lexington	Kentucky, 24-17
1997	4-3	5-1	Athens	Georgia, 23-13
1998	5-2	5-1	Lexington	Georgia, 28-26
1999	5-2	5-1	Athens	Georgia, 49-34
2000	2-5	5-1	Lexington	Georgia, 34-30
2001	1-5	4-1	Athens	Georgia, 43-29
2002	5-2	7-0	Lexington	Georgia, 52-24
2003	4-6	8-2	Athens	Georgia, 30-10
2004	1-7	7-1	Lexington	Georgia, 62-17
2005	3-6	7-2	Athens	Georgia, 45-13
2006	4-4	6-3	Lexington	Kentucky, 24-20
2007	7-3	8-2	Athens	Georgia, 24-13
2008	6-3	7-2	Lexington	Georgia, 42-38

Series Information

First Meeting: 1939, Kentucky 13-6 (Louisville)
 Last Meeting: 2008, Georgia 42-38 (Athens)
 Current Streak: Georgia has won two in a row at Lexington: Georgia leads 23-7-0 at Athens: Georgia leads 25-3-2
 Neutral Sites: Tied 1-1-0

- The attendance of 86,217 at Auburn was the second-largest crowd ever to see a UK victory.
- Kentucky's victory over the University of Louisiana at Monroe was UK's 17th consecutive non-conference win, tying the school record.
- Kentucky's win over Eastern Kentucky was UK's 18th consecutive non-conference victory, which is a new school record. The previous record was 17 straight wins from 1954-60.
- Kentucky claimed its sixth win of the season at Vanderbilt, making the Wildcats bowl-eligible for the fourth straight year.

TOUGH SCHEDULE FOR WILDCATS

Kentucky's schedule is currently rated as the nation's 20th-most difficult, according to the Anderson & Hester Computer Ratings that are

part of the BCS poll.

Earlier this season, then-No. 1 Florida and No. 3 Alabama marked the highest-ranked back-to-back opponents for the Wildcats in school history. The previous most highly ranked consecutive opponents was in 1964 when UK took on No. 1 Ole Miss and No. 7 Auburn in successive contests.

Kentucky played a third-consecutive ranked foe as South Carolina was No. 25 on Oct. 10. The Auburn game could have been the fourth-consecutive week for UK to play a ranked opponent, but the Tigers just barely missed the cut for the top 25.

UK IN THE BLUE ZONE (20-AND-IN)

Kentucky has converted 30 of 37 opportunities (81.1 percent) in the "Blue Zone" (20-yard-line and in) for 190 points (25 touchdowns, five field goals, four loss on downs, one missed field goal, one turnover and one end of half). That ranks eighth in the SEC.

UK ranks fifth in the SEC in "Blue Zone" defense as opponents have converted 25 of 33 opportunities (75.8 percent) for 149 points (19 touchdowns, six field goals, three missed field goals, three loss on downs, one turnover, one end of half).

FOURTH QUARTER IMPROVEMENT

One of the keys to Kentucky's improvement in recent seasons has been the play of the Wildcats in the fourth quarter.

UK has outscored opponents 70-34 in the fourth quarter this season. UK outscored opponents 111-66 in the final stanza of 2008 and 119-81 in 2007.

CATS ONE OF THE NATION'S TOP TEAMS IN QUARTERBACK PROTECTION

Kentucky's experienced offensive line has picked up where it left off last year in protecting its quarterback. The Wildcats rank tied for 27th nationally and fourth in the SEC in the sacks allowed category. In 10 games, UK has allowed just 12 sacks.

Last year, the offensive line gave up only 13 quarterback sacks and ranked fourth in the nation in fewest sacks allowed per game. The UK line also helped the team rank eighth nationally in fewest tackles for loss allowed per game.

COBB'S JOBS

Kentucky sophomore Randall Cobb is proving to be a utility player for the Wildcats. He is playing primarily at wide receiver this season, with occasional action at quarterback in the "WildCobb" formation, he returns punts and kickoffs and also is the holder for extra points and field goals. He currently ranks in the top 10 of six SEC statistical categories.

In the season opener, Cobb totaled seven receptions for a career-high 96 yards and charted a rushing and receiving touchdown for the first time in the same game. Against Louisville, Cobb charted six catches for a team-high 71 yards, including the game-winning touchdown in the



Commonwealth Stadium



On game day, Commonwealth Stadium usually becomes the third-largest city in Kentucky.

The Cats are in their 37th season at Commonwealth Stadium.

Rich Brooks is 25-22 (.532) overall in seven seasons at Commonwealth Stadium.

Since its opening in 1973, Kentucky has played 234 games within the friendly confines of Commonwealth Stadium. UK has a 125-105-4 record (.543) in Commonwealth.

Kentucky has broken the school record for attendance each of the last two seasons, once again ranking in the nation's top 25. UK has ranked in the nation's top 25 in attendance in nine of the last 10 seasons.

Kentucky broke the single-season attendance record again in 2008 with an average of 69,434 per game. The previous mark was 68,824 in the 2007 season.

The crowd of 71,024 vs. Florida on Oct. 20, 2007 was the largest crowd in the 35-year history of Commonwealth Stadium. The previous stadium record was 71,022 for the 1999 Tennessee game.

The playing surface is named C. M. Newton Field in honor of the former UK Director of Athletics.

Facts and Figures on Commonwealth Stadium:

Seating Capacity: 67,942, including the Commonwealth Suites. With game workers, media, etc., total attendance can exceed 70,000.

Video Boards: Mitsubishi Diamond Vision, 19 x 34 feet on the west end zone (University Drive) and 16 x 28.5 feet on the east end zone (Nutter Field House).

Sound System: Coordinated by Mitsubishi as part of the video board project.

Scoreboards: Two, one in each end zone, constructed by Fairtron Scoreboards.

Game Day Experiences

The "Cat Walk": Fans are encouraged to greet the team when the Wildcats arrive for the "Cat Walk." The team buses will arrive at the Nutter Field House approximately two hours and 15 minutes before the game and the players will make the "Cat Walk" to their stadium entry point at Gate 1. Fans are encouraged to line up on the sidewalk and cheer the players as they enter the stadium.

A siren will be sounded while the team buses are on their way to the stadium. That's the fans' cue to proceed to the Cat Walk area to greet the team.

Wildcat Refuge: Fans of all ages, but especially the younger Wildcats, will enjoy playing at the Wildcat Refuge, located outside of the southwest corner (outside Gate 9) of Commonwealth Stadium. There are five giant inflatable games that are available two hours before kickoff.

UK Marching Band Will Parade Around Stadium: The UK Marching Band will parade around the stadium, beginning approximately one hour prior to kickoff. The band and parade will begin at and return to Gate 4.

TOP 10 COMMONWEALTH ATTENDANCES

1. 71,024 Florida, 2007
2. 71,022 Tennessee, 1999
3. 71,017 Georgia, 2002
4. **71,011 Florida, 2009**
5. **70,988 Louisville, 2009**
6. 70,971 Florida, 1999
7. **70,967 Alabama, 2009**
8. 70,902 LSU, 2007
9. 70,857 Louisville, 2007
10. 70,838 Louisville, 2001

TRACKING KENTUCKY'S 2009 OPPONENTS

Opponent	UK vs. Opp	Opp. Record	Opp. Last Game	Next Up
Miami (Ohio)	W, 42-0	1-10	L, 35-14 vs. Bowling Green	vs. Buffalo (11/18)
Louisville	W, 31-27	4-6	W, 10-9 vs. Syracuse	at South Florida (11/21)
Florida	L, 7-41	10-0	W, 24-14 at South Carolina	vs. Florida Int'l (11/21)
Alabama	L, 20-38	10-0	W, 31-3 at Mississippi State	vs. Chattanooga (11/21)
South Carolina	L, 26-28	6-5	L, 24-14 vs. Florida	vs. Clemson (11/28)
Auburn	W, 21-14	7-4	L, 31-24 at Georgia	vs. Alabama (11/21)
ULM	W, 36-13	6-4	W, 21-18 vs. Western Kentucky	at LA-Lafayette (11/21)
Mississippi State	L, 31-24	4-6	L, 31-3 vs. Alabama	at Arkansas (11/21)
Eastern Kentucky	W, 37-12	5-5	L, 24-7 at W. Carolina	at Jacksonville State (11/21)
Vanderbilt	W, 24-13	2-9	L, vs. Kentucky 24-13	at Tennessee (11/21)
Georgia	11/21	6-4	W, 31-24 vs. Auburn	vs. Kentucky (11/21)
Tennessee	11/28	5-5	L, 42-17 at Ole Miss	vs. Vanderbilt (11/21)

fourth quarter.

He was a pivotal player in UK's first win over Auburn in 43 years as he rushed for a career-high 109 yards on 12 carries. It marked the first 100-yard rushing game of his career.

In the fourth quarter, Cobb rushed four yards for UK's go-ahead score with 3:17 remaining in the game. He set up the game-winning touchdown with a career-long 61-yard run.

Against ULM, Cobb led the team with 152 all-purpose yards, including a 73-yard punt return touchdown and an 11-yard rushing TD. Cobb led the team against MSU with a career-high 237 all-purpose yards.

After scoring two rushing touchdowns at Vanderbilt, Cobb now has scored at least two touchdowns in one game on four occasions this season.

TOUCHDOWN MAKER

Wide receiver Randall Cobb has scored 12 of Kentucky's 35 touchdowns this season. The sophomore has scored at least one touchdown in 12 of 19 career games, including 10 of the last 12. He currently ranks tied for second in the SEC in scoring, averaging 8.0 points per game.

ALL-PURPOSE LOCKE

Through nine games played, sophomore running back Derrick Locke ranks fourth in the SEC and 22nd nationally in all-purpose yards per game. He averages 146.1 all-purpose yards per game.

Locke is UK's leading rusher with 82.3 yards per game, which ranks fifth in the SEC and is UK's third-leading receiver with 20 catches.

	Run	Rcv	KR	PR	Total
Miami (Ohio)	61	0	0	0	61
Louisville	72	47	191	0	310
Florida	36	0	82	0	118
Alabama	75	63	66	0	204
So. Carolina	89	20	46	0	155
Auburn	126	-2	0	0	124
ULM	35	0	0	0	35
MSU	103	7	21	0	131
EKU	DNP - Injury				
VU	144	6	27	0	177

LOCKE HITS THE MILLENIUM MARK; SMITH COMING CLOSE

Junior tailback Derrick Locke became the 31st player in Kentucky history to reach 1,000 rushing yards in his career after gaining 75 yards in the Alabama game. Locke now has 1,565 rushing yards as a Wildcat. He needs 45 yards to overtake Steve Campassi (1972-75, 1,609) at No. 14 on the UK career list.

Senior tailback Alfonso Smith has 955 career rushing yards. He needs 45 more to reach the 1,000-yard mark.

GETTING FRESH

Kentucky has played a total of six true freshmen this season. The following true freshmen have seen action: WR La'Rod King, CB Martavius Neloms, QB Morgan Newton, RB Donald Russell, OG Larry Warford and LB Ridge Wilson. All three junior college transfers also have played: DE DeQuin Evans, DT Mark Crawford and WR Chris Matthews.

With injuries to veteran cornerbacks Paul Warford and Trevard Lindley, true freshmen Martavius Neloms earned his first career start vs. South Carolina. With injury to quarterback Mike Hartline, true freshman Morgan Newton has started the last four games.

INJURY UPDATE

- Freshman linebacker Qua Huzzie is out for the season because of shoulder surgery.
- Freshman wide receiver E.J. Fields has had surgery to repair a foot injury and is expected to miss most of the season.
- Junior center Marcus Davis is expected to miss most of the season after surgery to repair a broken bone and ankle dislocation.
- Sophomore offensive lineman Jake Lanefski is out for the season with a knee injury.
- Sophomore linebacker Danny Trevathan had surgery on Sept. 7 to insert a pin in a fractured wrist bone. He plays with a cast.
- Junior quarterback Mike Hartline will have surgery on his knee to repair cartilage and will miss the final two regular season games.

POSITION CHANGES

The following players have made position changes since last season:

	From:	To:
Zipp Duncan	OG	LT
Winston Guy	CB	FS

UK'S PRONUNCIATION GUIDE

Eric Adeyemi: ad-uh-YEM-ee
Moncell Allen: mon-CELL
Jacob Dufrene: du-FRANE
Antwane Glenn: AN-twon
Jorge Gonzalez: same as "George"
Qua Huzzie: KWAY HUZ-ee
Osaze Idumwonyi:
 o-SAH-zay id-oom-WAH-ee
Tristian Johnson: TRIS-chin (rhymes with "christian")
Greg Meisner: MICE-ner
Ryan Mosby: MOSE-bee
Anthony Mosley: MOSE-lee
Martavius Neloms:
 mar-TAY-vee-us NELL-ums
Cartier Rice: CAR-tee-ay
Matt Roark: RO-ark
Lones Seiber: LONE-us SEE-ber
Taiedo Smith: ty-EE-doe
Danny Trevathan: trev-A-than
Ryan Tydlacka: tid-LOTCH-ka
Collins Ukwu: OOK-woo
Dave Ulinski: u-LIN-skee
CoShik Williams: co-SHEEK

HEAD COACH RICH BROOKS

- Named the 35th head coach of the Kentucky football program on Dec. 30, 2002.
- Prior to Kentucky, Brooks spent six seasons in the National Football League, where he served as an assistant head coach and defensive coordinator for the Atlanta Falcons from 1997-2000 and was head coach of the St. Louis Rams in 1995-96.
- Served as the head coach at Oregon from 1977-94 where he won more games than any coach in school history. He was named "National Coach of the Year" in 1994 after guiding the Ducks to the Rose Bowl. Because of his numerous contributions to the school in those 18 years, Oregon named its football field "Brooks Field" in his honor in 1995.
- Played collegiate football at Oregon State from 1959-62 under Coach Tommy Prothro. Brooks was a single-wing tailback on the freshman team, then played defensive back for three years on varsity. He was also a reserve quarterback in addition to playing in the secondary.
- Received bachelor's degree in physical education (1963) and master's in education (1964)

PERSONAL

Born: August 20, 1941, in Forest, Calif.

Hometown: Grass Valley, Calif.

Alma Mater: Oregon State (1963 & 1964)

Family: Wife Karen and four adult children: daughters Kasey and Kerri and sons Denny and Brady, five grandchildren.

COACHING EXPERIENCE

<u>1963</u>	Oregon State
Assistant Freshman Coach	
<u>1964</u>	Norte Del Rio HS
Assistant Coach	
<u>1965-69</u>	Oregon State
Assistant Coach, Defensive Ends and D-Line	
<u>1970</u>	UCLA
Assistant Coach, Linebackers	
<u>1971-72</u>	Los Angeles Rams (NFL)
Assistant Coach, Special Teams and Fundamentals	
<u>1973</u>	Oregon State
Assistant Coach, Defensive Coordinator	
<u>1974-75</u>	San Francisco 49ers (NFL)
Assistant Coach, D-Backs and Special Teams	
<u>1976</u>	UCLA
Assistant Coach, Linebackers and Special Teams	
<u>1977-94</u>	Oregon
Head Coach	
<u>1995-96</u>	St. Louis Rams (NFL)
Head Coach	
<u>1997-2000</u>	Atlanta Falcons (NFL)
Assistant Head Coach, Defensive Coordinator	
<u>2003-</u>	Kentucky
Head Coach	

DID YOU KNOW?

Rich Brooks and Paul "Bear" Bryant are the only coaches in Kentucky history to appear in three consecutive bowl games, and Brooks is the first to win three straight bowls.

UK COACHING CAREER WIN LIST

Coach	Yrs/UK	W	L	T
1. Paul Bryant	8	60	23	5
2. Fran Curci	9	47	51	2
3. Jerry Claiborne	8	41	46	3
Blanton Collier	8	41	36	3
5. Rich Brooks	7	38	45	0
6. Harry Gamage	7	32	25	5
7. Bill Curry	7	26	52	0
8. Charlie Bradshaw	7	25	41	4
9. A.D. Kirwan	6	24	28	4
10. R. Sweetland	3	23	5	0
11. Hal Mumme	4	20	26	0
C.A. Wynne	4	20	19	0



WHAT THEY'VE WRITTEN ABOUT RICH BROOKS ...

"... the school's startling success in football is all about Brooks."

— John Adams, Knoxville News-Sentinel

"Brooks can flat-out coach."

— Ivan Maisel, ESPN.com

"Rich Brooks took over a program on life support and made it relevant again."

— Cory McCartney, SI.com

"OK, we're taking nominations for the most underrated coach in the SEC the last few seasons. Rich Brooks gets my vote ..."

— Chris Low, ESPN.com

"Brooks has consistently comported himself with honor in how he's dealt with the players and assistant coaches who have entrusted their futures to him. Brooks hasn't put his own fate ahead of the long-term best interests of his players."

— Mark Story, Lexington Herald-Leader

"With Brooks, the phrase 'built to last' is always right there, just below the surface. It describes who he is and what he believes in."

— Bart Wright, Greenville (S.C.) News

"He's not a gimmick guy. He's a balance guy. Let's run it. Let's throw it. Better yet, when the opportunity arises, let's go for the throat. Let's throw it down the field."

— John Clay, Lexington Herald-Leader

"For the class he has shown under criticism, and for the grace he has shown in victory, Kentucky has no finer sportsman this year than Rich Brooks ... [Brooks has] restored a sense of pride, credibility and respect."

— Eric Crawford, Louisville Courier-Journal,
on his choice for the 2006 Kentucky Sportsman of the Year



KENTUCKY'S RECORDS WHEN

Playing at home	3-3
Playing on the road	2-1
Playing at neutral site	1-0
Playing at night	2-2
Playing during the day	4-2
UK scores on first possession	2-1
Opponent scores on first possession	0-2
UK scores first	5-1
Opponent scores first	1-3
UK leads after 1st quarter	4-1
Opponent leads after 1st quarter	1-3
Teams are tied after 1st quarter	1-0
UK leads at halftime	4-2
Opponent leads at halftime	2-2
Teams are tied at halftime	0-0
UK leads after 3rd quarter	5-0
Opponent leads after 3rd quarter	1-4
Teams are tied after 3rd quarter	0-0
Game goes to overtime	0-0
UK has more total yards	4-0
Opponent has more total yards	2-4
UK has more rushing yards	6-1
Opponent has more rushing yards	0-3
UK has more passing yards	2-1
Opponent has more passing yards	4-3
UK has more turnovers	2-3
Opponent has more turnovers	3-1
Teams have equal turnovers	1-0
UK has more penalties	2-2
Opponent has more penalties	4-1
Teams have equal penalties	0-1
UK has more time of possession	4-2
Opp. has more time of possession	2-2
UK has 100-yard rusher	2-1
Opponent has 100-yard rusher	2-4
UK scores at least 20 points	6-3
Opponent scores at least 20 points	1-4
UK throws for 300 yards	0-0
Opponent throws for 300 yards	0-0
Playing on natural grass	5-4
Playing on artificial surface	1-0
UK defense scores	2-0
Opponent defense scores	0-1
UK returns KO/Punt for touchdown	2-0
Opponent returns KO/Punt for TD	0-1
Wearing blue uniforms	3-3
Wearing white uniforms	3-1



DID YOU KNOW?

FRESHMAN WR BRIAN ADAMS

- Brian credits UK athletics trainer Jim Madaleno with saving his life. Adams was at home (Georgia) in July when his right arm began swelling. An initial medial evaluation indicated nothing major was wrong. That diagnosis didn't sound correct to Madaleno, who urged Adams to see another doctor. The second opinion discovered a blood clot which required immediate hospitalization and treatment. Gone untreated, Adams could have died.
- Was a 45th-round draft pick of the Cincinnati Reds in the 2009 major-league draft; decided not to sign with the Reds

JUNIOR RB MONCELL ALLEN

- Originally from New Orleans, his family was displaced by Hurricane Katrina in 2005 and now lives in Charlotte, N.C.
- Nickname is "Turtle"

SENIOR TE ROSS BOGUE

- Served as director of the UK Student Lobbyist Corps during the state legislative session in the spring of 2009

SENIOR SS ASHTON COBB

- Is one of 11 children from parents Wayne Bradley and Gayle Barnard Cobb

SENIOR FB JOHN CONNER

- Named the "Best Blocking Back" in the SEC by the *Birmingham News*; teammates do not enjoy taking him on in practice and call him "The Terminator"

SENIOR OT ZIPP DUNCAN

- Zipp is his real name, as he was named for a family friend with the last name of Zipp
- Serves as president of UK's chapter of the Fellowship of Christian Athletes

JUNIOR QB WILL FIDLER

- Had three brothers who played college football; a cousin, Luke Petitgout, was a nine-year offensive tackle in the NFL

FRESHMAN TB JONATHAN GEORGE

- Had a unique combination of accomplishments in high school. In addition to his football exploits, Jonathan was a state track champion in the 200- and 400-meter dashes and also a state champion in his weight class in wrestling as a junior and senior.

JUNIOR QB MIKE HARTLINE

- His brother, Brian, played at Ohio State and is now a rookie wide receiver with the Miami Dolphins

SENIORS OG CHRISTIAN JOHNSON AND LB MICAH JOHNSON

- Comes from a military family ... Have lived in seven different states ... Father, Nathaniel "Skip" Johnson was recently promoted to colonel in the U.S. Army, served a tour of duty in Iraq, and is now stationed in Virginia ... Skip played football at Bishop College

SOPHOMORE OG JAKE LANESKI

- Jake is long off the tee in golf! He has driven the ball more than 400 yards and at one time was ranked fifth in the world in his age group for longest driving ability

SENIOR CB TREVARD LINDLEY

- Enjoys art and has completed his degree in art studio. He hopes to one day design video games or become a graphic artist

JUNIOR RB DERRICK LOCKE

- Came to UK as a dual-sport athlete, originally signing a track scholarship
- Competes for the UK track and field team as a long jumper, breaking the UK school outdoor record as a freshman with a leap of 25 feet, 3 1/4 inches
- Earned indoor All-America honors in 2008 and was the SEC Indoor Freshman Field Athlete of the Year
- Timed at 4.21 seconds in the 40-yard dash on 2008 Pro Day

SENIOR DT COREY PETERS

- Would like to play in the National Football League, although his dream is to eventually become a high-school teacher. "I just plan on using the NFL as a vehicle to get to where I want to go," Peters said. "If you play six, seven, eight years in the league, the sky's the limit as far as the influence you can have on young people."

SOPHOMORE LB DANNY TREVATHAN

- How often do you see a linebacker as the deep back on kickoff returns? Trevathan showed his speed by playing as a kickoff returner in the 2009 Blue/White Spring Game and had a 31-yard return.

BACK-TO-BACK-TO-BACK SUCCESS

Kentucky won seven games in 2008 season, including a victory over East Carolina in the AutoZone Liberty Bowl, after posting identical eight-win campaigns and championships of the Gaylord Hotels Music City Bowl in both the 2006 and 2007 seasons.

The success marked a series of milestones for the Wildcats:

- First time in school history to win bowl games in three consecutive seasons
- First time to win seven games in three consecutive seasons in 58 years, since 1949-51
- UK is one of only 11 NCAA teams that have won bowl games the last three seasons
- UK is one of only five SEC teams to go to bowl games each of the last three years, joining Alabama, Florida, Georgia and LSU

2009 PRESEASON HONORS

John Conner, FB

- * Best blocking back in the SEC by Birmingham News

Zipp Duncan, OT

- * All-SEC second team by SEC Media
- * All-SEC third team by SEC Coaches, Phil Steele's College Football

Jorge Gonzalez, C

- * Watch list for Rimington Trophy
- * All-SEC second team by Birmingham News
- * All-SEC third team by SEC Coaches

Mike Hartline, QB

- * All-SEC third team by SEC Coaches

Micah Johnson, LB

- * All-America third team by Phil Steele's College Football
- * All-SEC second team by SEC Coaches, SEC Media, Birmingham News, Phil Steele's College Football, Lindy's, Athlon College Football

Trevar Lindley, CB

- * Watch list for Chuck Bednarik Award (best defensive player), Bronko Nagurski Trophy (best defensive player), Jim Thorpe Award (best defensive back), Lowe's Senior CLASS Award
- * All-America first team by ESPN.com, Phil Steele's College Football, Playboy, Athlon College Football
- * All-America second team by The Sporting News
- * All-SEC first team by SEC Coaches, SEC Media, ESPN.com, Birmingham News, Phil Steele's College Football, The Sporting News, Sports Illustrated, Lindy's, Athlon College Football

Corey Peters, DT

- * All-SEC third team by SEC Coaches
- * All-SEC fourth team by Phil Steele's College Football

IT'S THE CATS IN CLOSE ONES

Much of Kentucky's success in the last two seasons came in finishing close games. In fact, Kentucky is 14-9 in the last 23 games decided by 10 or fewer points, dating back to 2006. Below is a look at Kentucky's recent success in close games:

Oct. 28, 2006	at Mississippi State	W	34-31 (+3)
Nov. 4, 2006	Georgia	W	4-20 (+4)
Nov. 18, 2006	ULM	W	42-40 (+2)
Nov. 25, 2006	at Tennessee	L	12-17 (-5)
Dec. 29, 2006	Clemson	W	28-20 (+8)
Sept. 15, 2007	Louisville	W	40-34 (+6)
Oct. 13, 2007	LSU	W	43-37 (3OT) (+6)
Oct. 20, 2007	Florida	L	37-45 (-8)
Nov. 10, 2007	Vanderbilt	W	27-20 (+7)
Nov. 24, 2007	Tennessee	L	50-52 (4OT) (-2)
Dec. 31, 2007	Florida State	W	35-28 (+7)
Sept. 13, 2008	Middle Tennessee	W	20-14 (+6)
Oct. 4, 2008	Alabama	L	14-17 (-3)
Oct. 11, 2008	South Carolina	L	17-24 (-7)
Oct. 18, 2008	Arkansas	W	21-20 (+1)
Nov. 1, 2008	Mississippi State	W	14-13 (+1)
Nov. 8, 2008	Georgia	L	38-42 (-4)
Nov. 15, 2008	Vanderbilt	L	31-24 (-7)
Jan. 2, 2009	East Carolina	W	25-19 (+6)
Sept. 19, 2009	Louisville	W	31-27 (+4)
Oct. 10, 2009	South Carolina	L	28-26 (-2)
Oct. 17, 2009	Auburn	W	21-14 (+7)
Oct. 31, 2009	Mississippi State	L	31-24 (-7)

UK HOLDS NATION'S SECOND-LONGEST NON-CONFERENCE WIN STREAK

Kentucky's 37-12 win over Eastern Kentucky on Nov. 7 was UK's 18th consecutive non-conference victory, which is the nation's second-longest

streak in the nation.

It is Kentucky's longest non-conference win streak in school history. The previous record was a 17-game stretch from 1954-60.

Here is the list of the nation's top active streaks.

Active Winning Streaks vs. Non-Conference Opponents, Including Bowl Games

(through games of Nov. 7, 2009; minimum 14 consecutive wins):

School Wins/Non-Conference Games

1. Louisiana State: 23
2. **Kentucky: 18**
3. Texas: 17
4. Southern California: 15

Here is the list of the non-conference opponents Kentucky has defeated and how they fared that season.

Year	Opponent	Score	Overall Record, Outcome
2006	Texas State	41-7	(5-6)
2006	Central Michigan	45-36	(10-4)
2006	ULM	42-40	(4-8)
2006	Clemson	28-20	(8-5), Music City Bowl
2007	Eastern Kentucky	51-10	(9-3), OVC Champion
2007	Kent State	56-20	(3-9)
2007	No. 9 Louisville	40-34	(6-6)
2007	Florida Atlantic	35-28	(8-5)
2007	Sun Belt Champion, New Orleans Bowl Champion		
2007	Florida State	35-28	(7-6) Music City Bowl
2008	Louisville	27-2	(5-7)
2008	Norfolk State	38-3	(5-7)
2008	Middle Tennessee	20-14	(5-7)
2008	Western Kentucky	41-3	(2-10)
2008	East Carolina	25-19	(9-4)
2008	Conference USA Champion, Liberty Bowl		
2009	Miami (Ohio)	42-0	
2009	Louisville	31-27	
2009	ULM	36-13	
2009	Eastern Kentucky	37-12	

COMEBACK CATS

Kentucky has won 26 games since mid-season 2006, with 11 of those wins coming as fourth-quarter comebacks.

To put it in perspective, prior to that, you have to go back 152 games in order to find 11 fourth-quarter comeback victories for the Wildcats.



Sophomore wide receiver Randall Cobb ranks in the top 10 of six SEC statistical categories. He has scored at least one touchdown in 12 of 20 career games, including 10 of the last 12.

2009 TEAM CAPTAINS

Permanent team captains for the 2009 Kentucky football team are senior offensive tackle Zipp Duncan and senior defensive tackle Corey Peters.

Duncan is from Magnolia, Ky., and Peters is from Louisville, marking the first time since 1992 that the permanent captains are from the Commonwealth. It's also the first time since 1991 that the team's permanent captains are linemen.

Two game captains will join the permanent captains each week. The game captains are usually chosen based on performance from the previous week's game. They are listed below.

Miami (Ohio)	Mike Hartline and Trevard Lindley
Louisville	Sam Maxwell and Matt Lentz
Florida	Micah Johnson and Christian Johnson
Alabama	Jorge Gonzalez and A.J. Nance
South Carolina	Randall Cobb and Calvin Harrison
Auburn	Randall Cobb and John Conner
ULM	Stuart Hines and Paul Warford
Mississippi State	John Conner and DeQuin Evans
EKU	Moncell Allen and Paul Warford
Vanderbilt	DeQuin Evans and Jacob Dufrene
Georgia	Derrick Locke and Sam Maxwell

2009 TEAM COUNCIL

The leadership council for the 2009 Kentucky football team has been elected by the Wildcats.

The council is usually comprised of seven players, each elected by his own position group.

The role of the council is to represent the team on issues that need player input and to bring team concerns to the attention of the coaching staff if needed. This year's council includes:

Defensive Line	Corey Peters, Sr., Louisville, Ky.
Linebackers	Micah Johnson, Sr., Ft. Campbell, Ky.
Defensive Backs	Trevard Lindley, Sr., Hiram, Ga.
Offensive Line	Zipp Duncan, Sr., Magnolia, Ky.
Tight Ends, Specialists	Ross Bogue, Sr., Suwanee, Ga.
Wide Receivers	Kyrus Lanxter, Sr., Alcoa, Tenn.
Quarterbacks, Running Backs	John Conner, Sr., West Chester, Ohio.

In 2006, the Cats set a school record by completing three consecutive fourth-quarter comebacks to defeat Georgia, Vanderbilt and ULM in succession. In 2007, Kentucky came from behind in the final period to knock off No. 1 LSU, then-No. 9 Louisville and Arkansas. In fact, UK outscored its opponents 119-81 in the fourth quarter in '07. Last season, the Wildcats outscored their opponents 111-66 in the final quarter.

The 2008 win over Arkansas tied the largest Kentucky fourth-quarter comeback in school history. The Wildcats trailed 20-7 in the final stanza against the Razorbacks and came back to win, 21-20. UK trailed Vanderbilt 13-0 in the fourth quarter in 2004 and came back to win, 14-13.

Earlier this season against Louisville, UK trailed 27-24 with just under six minutes remaining in the game when UK's A.J. Nance recovered a fumble on a muffed punt return at the UofL 24-yard line. Nance's recovery set up the game-winning score when wide receiver Randall Cobb made a leaping 12-yard touchdown catch from quarterback Mike Hartline to give the Cats their final margin of victory.

Against Auburn, Kentucky trailed 14-7 entering the fourth quarter but rallied with touchdown runs by Will Fidler and Randall Cobb for a 21-14 victory. Cobb's game-winning score came with 3:17 left on the clock.

A breakdown of the Wildcats' late-game heroics over the past three seasons is below.

Date	*Time Left	Trailing	Final Score
11/4/06	1:21	20-17	Kentucky 24, Georgia 20
11/11/06	13:16	20-17	Kentucky 38, Vanderbilt 26
11/18/06	14:08	34-33	Kentucky 42, ULM 40
9/15/07	1:09	34-33	Kentucky 40, Louisville 34
9/22/07	4:02	29-21	Kentucky 42, Arkansas 29
10/13/07	OT	27-21	Kentucky 43, LSU 37 (3 OTs)
9/13/08	12:20	14-10	Kentucky 20, Middle Tennessee 14
10/18/08	2:21	20-7	Kentucky 21, Arkansas 20
1/2/09	3:02	19-16	Kentucky 25, East Carolina 19
9/19/09	4:28	27-24	Kentucky 31, Louisville 27
10/17/09	3:17	14-7	Kentucky 21, Auburn 14

* - Time left when the Wildcats resumed the lead

NATIONAL AWARD WATCH LISTS



T.C. DRAKE
John Mackey Award
(nation's top tight end)



JORGE GONZALEZ
Dave Rimington Trophy
(nation's best center)



MICAH JOHNSON
Rotary Lombardi Award
(nation's top lineman/linebacker)
Bronko Nagurski Trophy
(nation's best defensive player)
Dick Butkus Award
(nation's best linebacker)



TREVARD LINDLEY
Chuck Bednarik Award
(nation's best defensive player)
Bronko Nagurski Trophy
(nation's best defensive player)
Jim Thorpe Award
(nation's best defensive back)
Lowe's Senior CLASS Award
(classroom, character,
community and competition)

KENTUCKY IN OVERTIME

Kentucky has a 2-3 record in overtime games. Here are the results:

- Oct. 4, 1997: Kentucky 40, Alabama 34 (home, 1 OT)
- Sept. 2, 2000: Louisville 40, Kentucky 34 (away, 1 OT)
- Nov. 1, 2003: Arkansas 71, Kentucky 63 (home, NCAA record 7 OT)
- Oct. 13, 2007: Kentucky 43, LSU 37 (home, 3 OT)
- Nov. 24, 2007: Tennessee 52, Kentucky 50 (home, 4 OT)

STAT SUPERLATIVES

Here are some CAREER statistical superlatives among current players:

Most Games Played: John Conner 51
Most Games Started: Trevard Lindley 45
Consecutive Games Started: Zipp Duncan 36
100-Yard Rushing Games: Derrick Locke 3, Randall Cobb 1
100-Yard Receiving Games: Alfonso Smith 1
Games With Double-Figure Tackles: Micah Johnson 8, Danny Trevathan 2, Calvin Harrison 2, Winston Guy 1, Sam Maxwell 1

KENTUCKY'S 1,000-YARD RUSHERS

#	Player	Years	Att.	Yards	Avg.	TDs
1.	Sonny Collins	1972-1975	777	3,835	4.9	26
2.	Moe Williams	1993-1995	618	3,333	5.4	26
3.	Rafael Little	2004-2007	580	2,996	5.2	16
4.	Mark Higgs	1984-1987	532	2,892	5.4	25
5.	George Adams	1981-1984	638	2,648	4.2	25
6.	Artose Pinner	1999-2002	438	2,105	4.8	17
7.	Marc Logan	1983-1986	389	1,769	4.5	11
8.	Derrick Ramsey	1975-1977	446	1,764	3.9	25
9.	Anthony White	1996-1999	364	1,758	4.8	11
10.	Rodger Bird	1963-1965	397	1,699	4.2	21
11.	Derek Homer	1997-2000	353	1,689	4.8	11
12.	Ivy Joe Hunter	1985-1988	361	1,687	4.7	19
13.	Bill Leskovar	1949-1951	324	1,664	5.1	9
14.	Steve Campassi	1972-1975	370	1,609	4.3	8
15.	Derrick Locke	2007-present	307	1,565	5.1	11
16.	Al Baker	1986-1990	378	1,534	4.1	15
17.	Mike Fanuzzi	1971-1974	344	1,484	4.3	16
18.	Bobby Cravens	1956-1958	323	1,448	4.5	6
19.	Tony Dixon	2004, 2006-2008	345	1,388	4.0	16
20.	Alfred Rawls	1988-1989	286	1,370	4.8	16
21.	Randy Brooks	1976-1980	358	1,314	3.7	6
22.	Don Phelps	1946-1949	295	1,297	4.4	15
23.	Chris Hill	1975-1978	260	1,264	4.9	4
24.	Rod Stewart	1975-1978	268	1,250	4.7	9
25.	Doug Kotar	1971-1973	293	1,167	3.9	5
26.	Damon Hood	1991-1994	281	1,144	4.1	9
27.	Shawn Donigan	1978-1982	264	1,120	4.2	4
28.	Roger Gann	1967-1969	281	1,047	3.7	4
29.	Dicky Lyons	1966-1968	328	1,042	3.2	18
30.	Tom Fillion	1951-1953	208	1,017	4.9	8
31.	Terry Samuels	1990-1993	247	1,012	4.1	5
-	Alfonso Smith	2006-present	213	955	4.5	8

THE OFFENSE

- UK has scored at least 20 points in nine of its 10 games this season. The Cats' 20 points vs. Alabama was the second-highest point total against the Tide defense this year.
- UK is 4-0 this season when scoring 30 or more points.
- Kentucky's 28 first half points against ULM were the most since scoring 28 points in the opening half vs. Florida Atlantic on Sept. 29, 2007.
- The Wildcats have gained over 300 yards on offense in nine of 10 games this season, including two games with 400 or more yards (488 vs. Miami and 444 vs. Eastern Kentucky.)
- UK totaled 301 yards of total offense against the Tide, becoming the first team to reach 300 yards total offense against Alabama this season.
- UK totaled 360 yards of total offense against South Carolina, the second-most the Gamecocks have allowed this season.
- Kentucky totaled 42 points, 488 yards and 29 first downs in the season opener against Miami. It's the most in all three categories since the record-setting 2007 season.
- UK totaled a season-high 308 rushing yards at Vanderbilt. It marked the most rushing yards since 355 yards vs. Indiana in 2004 and the most against an SEC opponent since 310 yards at South Carolina in 1995.

WILDCAT FORMATION HAS WORKED WELL

Kentucky's "Wildcat" formation, in which wide receiver Randall Cobb takes a shotgun snap from center, has worked well this season.

Against Miami, UK scored on both possessions the formation was used. In the second quarter from the RedHawk 16-yard line, Cobb handed off to tailback Derrick Locke, who swept right end for a touchdown. In the third

quarter, this time from the Miami 17, Cobb gave the ball to Locke for a six-yard gain. On the next play, Cobb kept it himself and found a gap around right end for an 11-yard touchdown run.

In the fourth quarter at South Carolina, Cobb ran an entire drive from the formation and engineered a 70-yard march for a touchdown.

In the fourth quarter vs. Auburn, Cobb scampered a career-long 61 yards from the "Wildcat" to set up UK's go-ahead score. Two plays later, he rushed for the game-winning four-yard touchdown with 3:17 remaining in the game.

Against ULM, Cobb completed 2-of-4 passes for 46 yards in the "Wildcat." He also rushed three times for 41 yards and a score.

At Vanderbilt, Cobb ran for two touchdowns from the "Wildcat." He rushed for a 99 yards on 14 carries.

Cobb was one of the nation's most versatile players last season, splitting his time between quarterback, wide receiver and punt returner, roles he is continuing in 2009.

UK's success with Cobb in the formation led Todd Wright of The Sporting News Radio Network to dub it the "WildCobb" formation.

CONTINUING TO REBUILD

After graduating several stars from the 2007 offense that scored more points than any team in school history, Kentucky fielded a very inexperienced attack last season.

Despite the youth, UK still managed to rank sixth in the SEC in scoring offense with an average 22.6 points per game.

UK has six starters back from last season. Based on returning production, UK has 73 percent of the rushing yardage, 100 percent of the passing yardage, and 73.6 percent of the receiving yardage

back from the 2008 squad.

CHECKING THE JUCO RECEIVERS

Taking a look at junior college receivers in recent seasons and how they fared in their first year as a Wildcat, Chris Matthews seems to be "catching on" nicely. He is UK's second leading receiver and has caught at least one pass in nine of 10 games this season.

	<i>Year*</i>	<i>No.</i>	<i>Yards</i>	<i>Avg.</i>	<i>TD</i>
<i>Scott Mitchell</i>	2004	30	383	12.8	1
<i>Chris Matthews</i>	2009	28	299	10.7	2
<i>Chris Bernard</i>	2002	14	197	14.1	1
<i>Stevie Johnson</i>	2006	12	159	13.2	1

* first year at Kentucky; stats are for the full season

QUARTERBACKS

Junior quarterback Mike Hartline started the first five games of the season before sustaining a knee injury on Oct. 10 at South Carolina. Hartline missed the next four games. He played briefly at Vanderbilt, but because of limited mobility he will have surgery to repair torn cartilage and will miss the final two games of the regular season. He could return for a bowl game if UK advances to post-season play.

• UK has an 8-6 (.571) record with Hartline as the starting quarterback. He has completed 59.4 percent of his passes for 802 yards and six touchdowns this season.

• Morgan Newton, along with fellow freshman QB Ryan Mossakowski, were rated as two of the nation's top quarterbacks in the 2009 recruiting class. Newton has started the last five games. He has completed 43-of-73 passes for

UK IN THE SEC/NCAA STATS

	SEC	NCAA	Stat
Scoring Offense	8th	66th	26.8
Scoring Defense	7th	40th	21.7
Pass Offense	11th	112th	147.7
Pass Defense	4th	9th	165.6
Kickoff Returns	7th	29th	23.9
Rushing Offense	5th	17th	203.5
Rushing Defense	11th	98th	177.6
Total Offense	9th	78th	351.2
Total Defense	8th	42nd	343.2
Punt Return Avg.	3rd	25th	12.8
Punting	4th	53rd	36.1
Turnover Margin	8th	66th	-1.0/-0.10
First Downs	7th	T-49th	202/20.2
Opp. First Downs	5th	28th	175/17.5
Sacks By	12th	91st	1.50
Pass Efficiency	11th	111th	107.3
Pass Defense Efficiency	5th	20th	105.1
4th Down Conv.	1st	9th	73.7[14-19]
3rd Down Conv.	4th	56th	40.3[60-149]
Opp. 3rd Down Conv.	12th	74th	39.9[59-148]
Sacks Against	4th	27th	1.20
Penalties Yards Per Game	3rd	9th	40.3
Opp. Penalty Yardage	9th	N/A	45.9
Red-zone Offense	8th	T-69th	81.1[30-37]
Red-zone Defense	5th	T-20th	75.8[25-33]

CATS IN THE STATS

	SEC	NCAA	Stat
Rushing- Locke	5th	49th	82.33
R. Cobb	17th	-	44.00
Total Offense- Locke	16th	-	86.89
R. Cobb	T-25th	-	49.11
Receptions- R. Cobb	T-9th	-	3.56
Matthews	T-19th	-	2.80
Receiving Yds.- R. Cobb	14th	-	42.67
Matthews	25th	-	29.90
Punting- Tydlacka	8th	68th	40.33
Punt Returns- R. Cobb	3rd	15th	13.21
Kick Returns- Locke	1st	6th	30.93
R. Cobb	9th	48th	25.17
Scoring- R. Cobb	T-2nd	T-34th	8.00
Seiber	15th	-	5.60
Locke	T-22nd	-	4.00
Scoring (TDs)- R. Cobb	1st	N/A	8.0
Field Goals- Seiber	11th	T-96th	0.80
PAT Kicking- Seiber	6th	N/A	97.0[32-33]
All Purpose- R. Cobb	3rd	21st	148.11
Locke	4th	22nd	146.11
Sacks- Evans	9th	T-72nd	0.50
Peters	T-11th	-	0.40
Tackles- M. Johnson	11th	-	7.56
Trevathan	T-22nd	-	6.20
Maxwell	T-22nd	-	6.20
Harrison	T-31st	-	5.70
Guy	T-46th	-	5.10
Tackles For Loss- Evans	4th	T-62nd	1.05
Peters	T-9th	-	0.90
Interceptions- Maxwell	T-2nd	T-22nd	0.40
Harrison	T-6th	T-58th	0.30
Pass Defended- Maxwell	4th	T-19th	1.10
R. Burden	T-9th	T-47th	0.90

402 yards and he also has rushed for 86 net yards and two touchdowns. Against Vanderbilt, the versatile QB caught a 41-yard pass from tailback Derrick Locke to set up UK's first touchdown. UK has a 4-1 record with Newton in the starting lineup.

- Against Eastern Kentucky, Newton set new career highs with 20 completions on 29 attempts for 187 yards and two passing touchdowns. He was named SEC Freshman of the Week.
- Junior Will Fidler also has seen duty in relief of Hartline this season. He has completed 20 of 41 passes for 186 yards and one touchdown.

DOUBLE-FIGURE TACKLERS

	2009	Career
Micah Johnson	4	8
2008 - 12 vs. South Carolina, 15 vs. Arkansas, 12 vs. Vanderbilt, 12 vs. Tennessee		
2009 - 12 vs. Louisville, 10 vs. Alabama, 14 vs. Auburn, 11 vs. MSU		
Winston Guy	1	1
2009 - 11 vs. Louisville		
Calvin Harrison	1	2
2008 - 10 vs. Vanderbilt		
2009 - 11 vs. Florida		
Danny Trevathan		
2009 - 10 vs. Alabama, 14 vs. Auburn	2	2
Sam Maxwell		
2009 - 14 vs. Auburn	1	1

INTERCEPTIONS

	2009	Career (TDs)
Sam Maxwell	4	5
Calvin Harrison	3	4
Randall Burden	2 (1)	2 (1)
Ashton Cobb	1	3
Matt Lentz	1	2
Trevard Lindley	1 (1)	10 (2)
Cartier Rice	1	1
Micah Johnson	-	2
Paul Warford	-	2
Total:	13	

RUNNING BACKS

- Kentucky hopes to secure its running game this season with the "Locke-Smith" combination at tailback. Senior Alfonso Smith has rushed for 955 yards in his career and a 4.5-yard average per carry. Locke, a junior, has 1,565 career rushing yards with a 5.1 average per attempt.
- Locke ranks fifth in the SEC in rushing yards per game, averaging 82.3 yards per game.
- UK has rushed for 200 or more yards in five games this season, including a season-high 308 rushing yards at Vanderbilt. It marked the most rushing yards since 355 yards vs. Indiana in 2004 and the most against an SEC opponent since 310 yards vs. South Carolina in 1995.
- Kentucky had two 100-yard rushers in the Auburn game (Derrick Locke with 126 and Randall Cobb with 109) for the first time since Shane Boyd (130) and Tony Dixon (105) rushed for over 100 yards vs. Indiana on Sept. 18, 2004. It marked the first time since 2006 that Auburn has allowed two 100-yard rushers in a game.
- Locke rushed 25 times for a 144 yards against Vanderbilt, both career highs. It marked the third 100-yard game of his career. He also ran for over 100 yards against Mississippi State, charting 103 markers on 17 carries and at Auburn gaining 126 yards on 19 carries.
- Coach Rich Brooks believes fullback John Conner is one of the best at his position in all of college football. Conner was named the "best blocking back in the SEC" by the *Birmingham News* and also is an effective runner and pass catcher. He has rushed for 122 yards and two touchdowns this season and averages 4.9 yards per carry, an excellent mark for a fullback.
- Against ULM, Conner scored a TD both rushing and receiving which was the second time this season a UK player accomplished that feat. Randall Cobb pulled off the combo earlier in the season vs. South Carolina. Conner's 46 yards rushing against ULM was a career high.
- Against Eastern Kentucky, tailback Moncell Allen had a career-high 14 carries for 62 yards, including a touchdown. Freshman running back Donald Russell also gained a career-high 92 yards, including a 79-yard scoring dash. It marked his first career rushing touchdown.



Four current Wildcats (from left) - Zipp Duncan, Mikhail Mabry, Trevard Lindley and Ross Bogue - already have graduated as they head into their senior season. Every senior on UK's three-consecutive bowl teams has graduated or signed an NFL contract with the goal of coming back to finish his degree.

WIDE RECEIVERS/TIGHT ENDS

- Sophomore Randall Cobb leads UK and is ninth in the SEC in receptions per game. In nine games played (he did not see action vs. Eastern Kentucky with a sprained thumb) he has 32 catches for 384 yards for an average of 3.6 catches per game. He also has four TD receptions.
- Cobb totaled seven receptions for a career-high 96 yards and a TD vs. Miami. Cobb had a rushing and receiving touchdown in one game for the first time in his career.
- Against Louisville, Cobb caught the game-winning touchdown in the fourth quarter.
- Cobb's 55-yard grab from Hartline in the second quarter vs. South Carolina was a career-long reception.
- Against Auburn, Cobb finished with 12 carries for a career-high 109 yards. It marked the first 100-yard rushing game of his career. Cobb later rushed four yards for UK's go-ahead score with 3:17 remaining in the game. He set up the game-winning touchdown with a career-long 61-yard run in that drive.
- Against Vanderbilt, Cobb finished with 14 carries for 99 yards. Cobb rushed for two touchdowns on the ground to give him his fourth multi-touchdown game this season.
- Junior Kyrus Lanxter achieved season highs with three receptions and 26 yards against Alabama.
- Sophomore Gene McCaskill hauled in a career-high four receptions for 33 yards against Eastern Kentucky.
- Sophomore Eric Adeyemi caught a career-high three receptions vs. Eastern Kentucky, matching his career-high total of 31 yards.
- Junior-college transfer Chris Matthews came up big in his first UK game as he caught four passes for 57 yards and a touchdown against Miami. He hauled in six receptions for 34 yards against Louisville and vs. ULM, Matthews caught

a career-long 37 yard pass from Randall Cobb in the second quarter. In the Eastern Kentucky game, Matthews caught a career-high seven passes for 56 yards, including a touchdown. Overall, he is UK's second-leading receiver with 28 catches for 299 yards and two scores.

- True freshman La'Rod King has seen more playing time recently, with nine catches for 121 yards over the last four games. He totaled career highs in both catches (4) and receiving yards (41) vs. ECU and matched his receiving yard mark at Vanderbilt with 41 yards on two receptions.
- Three seniors, T.C. Drake, Maurice Grinter and Ross Bogue, along with sophomore Nick Mellillo, give the team good experience and depth at tight end. UK tight ends have combined for 14 receptions and two touchdowns this season.
- TE Ross Bogue scored his first career touchdown vs. Florida on a 2-yard reception from QB Mike Hartline in the second quarter.
- TE Maurice Grinter's first catch of the season was a touchdown against Eastern Kentucky. It was a 14-yard TD catch from Newton.

OFFENSIVE LINE

- Kentucky is fielding the second-most experienced offensive line in the Southeastern Conference in 2009, based on the number of games started by returning players. UK has nine returning offensive linemen who have combined to start 136 games in their careers, including tackle Zipp Duncan (36 starts), tackle Justin Jeffries (30), guard Christian Johnson (25), center Jorge Gonzalez (22), guard Stuart Hines (10), tackle Brad Durham (5), guard Jake Lanefski (4), tackle Billy Joe Murphy (3) and center Marcus Davis (1). Only Georgia has a more experienced group by that mode of measurement. (Research done by Darren Everson for *The Wall Street Journal*.)
- With help from the offensive line, UK is averaging 203.5 rushing yards per game. It's the

HONORING THE WILDCATS IN 2009

Jorge Gonzalez

SEC Offensive Lineman of the Week vs. ULM

Micah Johnson

SEC Defensive Player of the Week vs. Auburn

Trevard Lindley

SEC Defensive Player of the Week vs. Miami

Derrick Locke

SEC Special Teams Player of the Week vs. Louisville

Morgan Newton

SEC Freshman of the Week vs. E. Kentucky

Corey Peters

SEC Defensive Lineman of the Week vs. South Carolina and Vanderbilt

team's best mark since the 1993 Wildcats rushed for 210.5 yards per contest.

- The line helped the Wildcat offense total a season-high 308 rushing yards at Vanderbilt. It marked the most rushing yards since 355 yards vs. Indiana in 2004 and the most against an SEC opponent since 310 yards vs. South Carolina in 1995.
- Junior center Marcus Davis made his first collegiate start vs. the RedHawks. Redshirt freshman Matt Smith finished the game at center after Davis suffered an ankle injury that will sideline him for most or all of the season.
- Senior Justin Jeffries missed the South Carolina game with an injury. Junior Brad Durham recorded his first season and fourth career start in Jeffries' absence.
- Through 10 games, the O-line has allowed only 12 sacks this season. UK ranks fourth in the SEC and 27th nationally in the sacks allowed category (1.20 per game).

THE DEFENSE

Defensive coordinator Steve Brown had to do a significant retooling job this season after losing seven starters from the 2008 defense, all of whom signed NFL contracts.

In addition, Brown has had to deal with the loss of All-America cornerback Trevard Lindley, who missed four games with injury.

Despite the massive personnel losses, the Wildcat defense has given up a respectable 21.7 points per game, seventh in the SEC.

NOTES FROM THE SHUTOUT

- The defense shut out Miami in the season opener, marking UK's first shut out since defeating Vanderbilt, 25-0, in 1996.
- The defense recorded two interceptions against Miami. In addition, the unit recorded three sacks, 11 pass breakups and three quarterback hurries.



Junior tailback Derrick Locke ranks fifth in the SEC in rushing, averaging 82.3 yards per game.

- The defense held Miami to 10 first downs. The last time UK held an opponent to 10 or fewer first downs was eight vs. Western Kentucky on Sept. 27, 2008.
- The defense held Miami to 2-of-15 on third down conversions. That's the lowest percentage of third down conversions since 1-of-13 vs. Norfolk State on Sept. 6, 2008.

TURNOVERS TELL THE TALE

It's often called the most important statistic in football. Since the 2006 season, Kentucky is +18 in turnover margin. In the last 48 games, Kentucky has totaled 98 takeaways (45 fumble recoveries and 53 interceptions) while committing just 80 turnovers.

In 2006, the Cats were second nationally with a +15 turnover margin. Last season, they were 35th in the nation at +5. However, UK is -1 in turnover margin so far this season, eighth in the SEC.

PASS DEFENSE IN NATION'S TOP 10

UK ranks fourth in the SEC and 9th nationally in pass defense. The Cats are limiting the opponent to 165.6 yards in the air and have forced 13 interceptions this season.

The Wildcats have picked off a pass in six consecutive games and have multiple INTs in three of the last four games.

DEFENSIVE NUMBERS IMPROVING

Kentucky's defensive yardage allowed has shown significant progress during the last two seasons. The advancement coincided with the maturing of a young group of players along with the appointment of Steve Brown as defensive coordinator in 2007.

The Wildcats' total defense is the nation's most improved over the last two years, reducing

yardage allowed by 121 yards per game during that span.

<u>Year</u>	<u>Total Def. Per Game</u>	<u>NCAA Rank</u>
2006*	453.4	118th
2007	397.2	67th
2008	332.4	40th

**under the previous defensive coordinator*

Year Scoring Defense -- NCAA Rank

2006*	99th
2007	80th
2008	35th

**under the previous defensive coordinator*

LINDLEY MAKES A BIG DIFFERENCE

Senior cornerback Trevard Lindley has made several game-changing plays while at Kentucky. He currently has 10 interceptions and 40 pass breakups during his Wildcat career. Seven of his 10 interceptions have been key plays in Kentucky victories, with the eighth pick helping send a game into overtime. He led the team in breakups each of the last three seasons and now holds UK's career record with 40. Despite missing four games with injury, he ranks tied for second on the team with six pass breakups in six games played. He also is the only defensive player to score a touchdown for the Wildcats this season.

Here's a list of his biggest plays:

- Game-clinching interception in win over Georgia as a freshman
- Acrobatic endzone interception plus a fumble recovery in the 2006 Music City Bowl win over Clemson
- Interception and long return on first play of the game in 2007 win over No. 9-ranked Louisville
- 66-yard fumble return for TD in 2007 win at Arkansas
- Interception in win over No. 1 LSU in 2007
- Career-high eight tackles and an interception that helped send the 2007 Tennessee game into overtime
- Caused a fumble and had a career-high three pass breakups in 2007 Music City Bowl triumph over Florida State
- Interception return for a touchdown vs. South Carolina in 2008
- Interception return for a touchdown vs. Miami in 2009; also had three pass breakups in that game and was named SEC Defensive Player of the Week
- Lindley has scored a defensive touchdown in each of the last three seasons -- fumble return at Arkansas in 2007, interceptions for TDs vs. South Carolina in 2008 and Miami in 2009

PICK PARADE

Kentucky's defense has picked off 13 passes this season, which is tied for 19th nationally. Seven different Wildcats have at least one interception this season. Linebacker Sam Maxwell leads the charge, ranking tied for second in the SEC and tied for 22nd in the country with four.

The Wildcats have picked off a pass in six consecutive games and have three games with

multiple INTs this year.

PASS DEFENSE TO THE MAX

Senior linebacker Sam Maxwell currently ranks fourth in the SEC and tied for 19th nationally in passes defended, averaging 1.10 per game. That's an amazing feat for a linebacker.

Maxwell has totaled seven pass breakups and four interceptions (tied for second in the SEC and tied for 22nd nationally) in 10 games this season. He also is UK's third-leading tackler with 62 stops, including 4.5 for loss. He charted a career-high 10 tackles at Auburn.

THE FRONT FOUR

- Senior defensive tackle Corey Peters is the only returning starter in the defensive line. Peters has 136 tackles in his career, including 25 tackles for loss and 11.5 quarterback sacks. He currently ranks tied for 9th in tackles for loss in the SEC and tied for 11th in sacks.
- In the South Carolina game, Peters totaled seven tackles and a career-high 2.5 sacks. He was named SEC Defensive Lineman of the Week.
- Junior Ricky Lumpkin is the other starter at tackle. He played well as a backup the last two seasons. The primary reserves at tackle are junior Shane McCord and Mark Crawford, a junior-college transfer who is a sophomore in eligibility.
- Kentucky is extremely inexperienced at defensive end. Prior to the season, none of the Wildcat ends had made a tackle in a collegiate game. Junior-college transfer DeQuin Evans, sophomore Chandler Burden and redshirt freshmen Collins Ukwu and Taylor Wyndham are sharing the positions.
- Ukwu tallied his first career sack against Florida, while tying his career mark with three tackles.



Senior linebacker Sam Maxwell ranks in the top 25 nationally in passes defended and INTs.



Kentucky defeated Auburn 21-14, marking its first win on the Plains since 1961 and first win in the series since 1966.

- Evans leads the team and ranks third in the SEC in tackles for loss, averaging 1.05 TFL this season.
- Redshirt freshman defensive end Taylor Wyndham has made big plays in five games this season -- quarterback sacks vs. Miami and Florida, a crucial stop on a fourth-down play vs. Louisville, and he also forced a fumble against South Carolina when he stripped Gamecock quarterback Stephan Garcia of the ball in the third quarter. Because of his outstanding play, Wyndham earned his first career start at Auburn.

LINEBACKERS

- The Wildcats linebackers are paced by senior Micah Johnson, who leads the team in tackles with 74 stops. The first-team Coaches All-SEC team selection last season currently ranks 11th in the SEC in tackles per game. Johnson now has 254 in his career.
- Senior Sam Maxwell starts at the strongside linebacker. He was a key factor in UK's win over Louisville as he intercepted Louisville quarterback Justin Burke in the fourth quarter. He also broke up Burke's final pass of the game inside the UK 5-yard line.
- Maxwell has four INTs this season, also charting interceptions against South Carolina, Mississippi State and Eastern Kentucky. He currently ranks fourth in the SEC and tied for 19th nationally in total passes defended. He is tied for second in the SEC and tied for 22nd nationally in interceptions.
- Sophomore Danny Trevathan starts at the weakside linebacker. Despite a cast on his right hand due to a wrist injury, Trevathan is UK's second-leading tackler with 63 tackles. He charted a then-career-high 10 stops vs. No. 3 Alabama and grabbed a career-best 14 tackles at Auburn.

SECONDARY

- Senior cornerback Trevard Lindley leads the defensive backfield. A second-team All-American a year ago, Lindley chose to return to UK despite being projected as a second-round pick in the National Football League draft. For more on Lindley's career at UK, see the paragraph on the previous page.
- Lindley missed four games because of a high-

ankle injury sustained during the Alabama game on Oct. 3. He returned vs. Eastern Kentucky and recorded two tackles and a pass breakup.

- Junior Paul Warford and sophomore Randall Burden are sharing a starting job at cornerback and the "nickelback" duties when an extra DB is needed. Warford, who missed the

Alabama and South Carolina games with injury, returned to action at Auburn. He totaled six tackles and a career-high tying three pass breakups in the game.

- Warford made a season-high seven tackles against MSU.
- Against ULM, cornerback Randall Burden recorded his second straight game with two pass breakups after making a pair of deflections at Auburn. He also had the first pass interception of his career and returned it 50 yards for a touchdown.
- Burden snared his second interception in two games with a return of eight yards against Mississippi State.
- Freshman defensive back Martavius Neloms earned his first career start vs. South Carolina due to an injury to senior Trevard Lindley.
- Kentucky is fortunate to have great depth at safety with six returning lettermen, including seniors Ashton Cobb and Calvin Harrison, and sophomores Winston Guy, Matt Lentz, Taiedo Smith and Greg Wilson.
- Harrison, UK's fourth-leading tackler, led the team in tackles against Florida with a career-high 11 stops. It was his second career game in double figures. He previously posted 10 tackles at Vanderbilt in 2007.
- Harrison has three interceptions this season, picking off a pass in UK's wins over Miami, Auburn and Vanderbilt.
- Guy led the team in the opener with seven tackles, including a quarterback sack on a blitz. He also recorded his first double-figure game in his career with 11 tackles vs. Louisville. He currently ranks fifth on the team with 51 tackles.
- Smith led the defense with a career-high six tackles against Eastern Kentucky.
- Rice recorded his first career interception at the end of the first half vs. EKU.

SPECIAL TEAMS

- Senior Lones Seiber is UK's all-time leading scorer with 288 career points. The old career scoring record was 246 by Joey Worley.
- Sophomore Ryan Tydlacka inherits full-time punting duties from departed All-SEC punter Tim Masthay. He is averaging 40.3 yards per

punt. He saw brief action last year at field goal duties, making 3-of-6 field goals, including a 51-yarder.

- The departed Masthay could be the most missed player on the team. In addition to leading the SEC with a 45.2-yard punting average, his booming kickoffs helped Kentucky lead the SEC in net kickoff coverage.
- Redshirt freshman Craig McIntosh is handling kickoffs and made his Wildcat debut against Alabama. He has eight touchbacks this season.
- Matt Roark has used his 6-6 height advantage to be a force on special teams. Roark has blocked five kicks during his career, including two this season (extra point vs. ULM and EKU).

SPECIAL TEAMS

Special teams play has been solid for the Wildcats as they are in the top five in the league in net punting, punt returns and kickoff coverage. UK is third in punt returns, fifth in kickoff coverage and fourth in punting.

LOCKE REJOINS CENTURY CLUB

Derrick Locke leads the SEC and ranks 6th nationally in kickoff returns with a 30.93 average. Locke had a 100-yard touchdown return vs. Louisville and became the first player in school history to have two 100-yarders in a career, a feat he first did last season vs. Western Kentucky.

Locke also broke the UK record for most kickoff return yards in a game with four returns for 191 yards against the Cardinals. He was named SEC Special Teams Player of the Week for that performance.

SPECIAL TEAMS ACCOMPLISHMENTS

Kentucky has had numerous special teams accomplishments under coordinator Steve Ortmyer, who has two Super Bowl championship rings while coaching special teams for the Oakland/Los Angeles Raiders.

- Special teams made a decisive game-changing play in each of UK's three-consecutive bowl wins (2006-07-08).
- UK blocked 26 kicks from 2003-08.
- UK led the SEC in net kickoff coverage in 2007 and 2008.
- UK led the SEC and ranked third in the nation in kickoff returns in 2008.
- Kentucky has had a better net punting average than the opponent for five consecutive seasons.
- In 2005, Kentucky was the only team that ranked in the nation's top five in both kickoff and punt returns.
- In 2006, Kentucky was the only team that ranked in the nation's top 10 in both kickoff and punt returns. UK led the nation in punt returns that season.
- There have been numerous individual achievements in addition to the team highlights. For a full list of special teams accomplishments under Coach Ortmyer, see page 15 of the UK Football Media Guide.

CATSCELLANEOUS

COACHING CHANGES

The Kentucky coaching staff had no changes in personnel from last season, although three assistants had adjustments in title or responsibility over the winter.

- Joker Phillips' title changed from offensive coordinator to head coach of the offense. He will continue to have overall responsibility for the offense and call the plays on game day. (Phillips also is Kentucky's head coach of the future when Rich Brooks retires.)
- Quarterbacks coach Randy Sanders adds the title of offensive coordinator. He will continue to work closely with Phillips in the development of the offensive system and weekly game plan.
- In being named offensive coordinator, Sanders has given up his duty of recruiting coordinator. That responsibility has been added to linebackers coach Chuck Smith.

PHILLIPS NAMED UK COACH OF THE FUTURE

Joker Phillips, currently the head coach of the offense, has been designated as UK's head coach of the future by Director of Athletics Mitch Barnhart. That announcement was made in Jan. 2008.

Phillips will take over when current head coach Rich Brooks leaves the position. Brooks, who has completed six years at Kentucky, has a contract that will take him through the 2011 season.

DID YOU KNOW?

- With Joker Phillips and Steve Brown as offensive and defensive coordinator, Kentucky is the first school in Southeastern Conference history to have African-Americans in those roles at the same time.
- The Kentucky cheerleaders did it again in January, winning an unprecedented 17th national championship – including 13 of the last 15 – at the annual Universal Cheerleaders Association competition.
- Wildcat superfan Jim Brown had an attendance streak of 412 consecutive home games, but had to miss the Alabama game on Oct. 3 because of illness. He had seen every home game since 1938, with the exception of 1944 (military service, World War II). For more on Brown, see the feature story on page 140 of the UK football media guide.
- Kentucky is one of only 10 schools that have won an NCAA men's basketball championship while also having a claim on a national championship in football.

IT'S A WILDCAT STATE

Kentucky is often referred to as a "basketball state," given the fact that UK arguably is the greatest men's basketball program in collegiate history.

However, we like to think of Kentucky as a "Wildcat state" because of the tremendous overall support for UK athletics. In 2008-09, Kentucky was one of only five schools to rank in the nation's top 25 in attendance for football, men's basketball

and women's basketball.

In addition, Kentucky has ranked in the nation's top 35 in football attendance every year since Commonwealth Stadium was expanded in 1999. On game day, Commonwealth Stadium usually becomes the third-largest city in Kentucky.

And, over the years, one would be hard-pressed to find a school with the ups-and-downs of Kentucky football, yet has the solid bedrock of support enjoyed by the Wildcat gridders. For example, contrast Kentucky with other institutions from so-called "basketball states." Kentucky, North Carolina, Kansas, Duke, and Indiana rank 1st, 2nd, 3rd, 4th, and 10th (respectively) in all-time college basketball victories. Here is the average attendance for those schools in the 2008 football season:

<u>School</u>	<u>2008 attendance</u>
Kentucky	69,434
North Carolina	57,829
Kansas	50,907
Indiana	31,782
Duke	28,727

Kentucky a basketball state? We say it's a Wildcat state.

IT'S ACADEMIC!

- Kentucky has had a first-team Academic All-American each of the last four years. UK and Penn State are the only two tams that accomplished that feat from 2005-08.
- Kentucky led the nation in Academic All-Americans in 2005 and 2007.
- Three Wildcats have earned Academic All-America nomination for the 2009 season, offensive linemen Brad Durham, Stuart Hines and Billy Joe Murphy.
- Every senior on UK's three-consecutive bowl championship teams has graduated or signed an NFL contract with the goal of coming back to finish his degree.
- Hayden Lane and Jacob Tammé won the 2006 and 2007 SEC Scholar-Athlete of the Year Award, respectively, the first league school to have back-to-back winners.
- Four current Wildcats already have graduated -- TE Ross Bogue, OT Zipp Duncan, CB Trevard Lindley and LB Mikhail Mabry. The four players are working on their master's degrees or adding a second undergraduate major.

FAMILY TIES AT KENTUCKY

- DT Shane McCord and LB Sam Maxwell are cousins.
- CB Paul Warford and OG Larry Warford are cousins.
- Christian and Micah Johnson are brothers.
- Jarvis and Myron Walker are brothers.
- Alex and Nathan Dutton are identical twin brothers.
- WR Aaron Boyd is the brother of former UK quarterback Shane Boyd, who is now with the Houston Texans.
- OL Dave Ulinski is the grandson of former

Wildcat, Harry, a center/linebacker at UK from 1946-49. Ulinski is one of UK's retired jersey honorees.

- WR Matt Roark is the son of Ray Gover, a UK football letterman from 1985-88 as a defensive back and wide receiver.
- TE Gabe Correll is the grandson of Ray Correll, who played for the Wildcats in 1951-53 and is one of Kentucky's retired jersey honorees.
- FB Brian Murphy is the son of Pat Murphy, who played football at UK in the early 1970s and brother of Sean Murphy, a UK footballer from 2003-07.
- C Sam Simpson's father (also named Sam) played football at Kentucky from 1977-79.
- Ryan Phillippi is a third-generation Kentucky quarterback. His grandfather, Chuck, was a UK QB in the 1950s and father Kent was a UK QB in the 1970s.

TEN CATS IN THE NFL

Ten former Kentucky Wildcats are currently on National Football League rosters.

- WR Keenan Burton, St. Louis
- DE Jeremy Jarmon, Washington
- WR Steve Johnson, Buffalo
- LB Braxton Kelley, Denver (practice squad)
- P Glenn Pakulak, Washington
- DT Myron Pryor, New England
- TE Jacob Tammé, Indianapolis
- OT Garry Williams, Carolina
- QB André Woodson, Washington (practice sq.)
- LB Wesley Woodyard, Denver

1

KENTUCKY 42, MIAMI (OHIO) 0

SEPT. 5, 2009



Kentucky shined on both sides of the ball in the season opener against Miami (Ohio) as the defense secured its first shutout in 13 years at a neutral-site game in Cincinnati's Paul Brown Stadium with 41,037 in the stands.

The game marked UK's largest margin of victory in a lidlifter in 25 years and also improved its non-conference winning streak to 15 consecutive games.

After the teams battled through a scoreless first quarter, UK dominated the rest of the game. Early in the second quarter, safety Calvin Harrison intercepted Miami quarterback Daniel Raudabaugh and returned the ball 42 yards to the Miami 47. That set up a four-play Wildcat scoring drive that culminated in a 27-yard touchdown pass from

quarterback Mike Hartline to wide receiver Randall Cobb down the left sideline to give UK a 7-0 lead. After the Kentucky defense forced the RedHawks into a three-and-out possession, the Wildcats started another scoring drive from their 42. Tailback Derrick Locke starred on the seven-play drive, gaining two first downs before capping it off with a 16-yard touchdown from the Wildcat formation to push the score to 14-0.

With less than five minutes to play in the half, Hartline directed another UK touchdown drive. This time wide receiver Chris Matthews took the spotlight, hauling in a 22-yard pass from Hartline for a first down just shy of Miami's red zone. On the next play, the pair teamed up again for a 21-yard score. Matthews' first touchdown of his career as Kentucky gave the Cats a 21-0 advantage going into the locker rooms.

UK's offensive explosion continued in the second half. On the first drive of the third quarter, Hartline connected with Cobb for 34 yards to the Miami 37. Cobb later scored on an 11-yard scramble on a direct snap in the Wildcat formation, giving UK a four-touchdown lead. Midway through the third, cornerback Trevard Lindley picked off Raudabaugh deep in Miami territory, taking the ball 25 yards to the house and increasing the score to 35-0. Tailback Moncell Allen rushed for the Cats' final score of the game to open the fourth stanza – a 9-yard plunge into the end zone yielding the final score.

UK had 488 yards total offense, going over 200 in both rushing and receiving for the first time in two years. Meanwhile, the UK defense limited the RedHawks to 10 first downs and 188 total yards. Lindley, who added three pass breakups to his interception TD, was named Southeastern Conference Defensive Player of the Week.

SCORING SUMMARY

Kentucky	0	21	14	7	-	42
Miami	0	0	0	0	-	0

- UK – R. Cobb 27 pass from Hartline (Seiber kick)...11:28 2nd qtr.
- UK – Locke 16 run (Seiber kick)...6:50 2nd qtr.
- UK – Matthews 21 pass from Hartline (Seiber kick)...1:55 2nd qtr.
- UK – R. Cobb 11 run (Seiber kick)...11:30 3rd qtr.
- UK – Lindley 25 interception return (Seiber kick)...7:28 3rd qtr.
- UK – Allen 9 run (Seiber kick)...13:58 4th qtr.

TEAM STATISTICS

	KENTUCKY	MIAMI
First Downs	29	10
Rush Attempts/Net Rushing Yds.	49/245	22/62
Passing C/A/I	20/31/0	13/34/2
Net Passing Yards	243	126
Offensive Plays	80	56
Total Offense	488	188
Fumbles/Lost	2/0	1/0
Penalties/Yards	3/20	5/40
Punts/Average	4/44.5	10/36.9
Third-Down Conversions	11-of-18	2-of-15
Time of Possession	36:25	23:35

RUSHING (ATT-YARDS-TD)

Kentucky – Locke 8-61-1, Allen 8-57-1, Williams 10-39, Smith 7-36, Russell 7-30, Hartline 3-11, Cobb 1-11-1, Nance 1-4, Grinter 2-2, team 1-(-1), Fidler 1-(-5)
 Miami – Bratton 7-37, Merriweather 5-12, Kennedy 1-9, Rogers 2-3, Green 2-2, Raudabaugh 5-(-1)

PASSING (COMP-ATT-INT-YARDS-TD)

Kentucky – Hartline 18-27-0-222-2, Fidler 2-3-0-21-0, Sargent 0-1-0-0-0
 Miami – Raudabaugh 13-34-2-126-0

RECEIVING (REC-YARDS-TD)

Kentucky – Cobb 7-96-1, Matthews 4-57-1, Drake 2-37, Lanxter 2-6, Correll 1-15, Bogue 1-12, McCaskill 1-8, Adeyemi 1-6, Melillo 1-6
 Miami – Rogers 6-56, Givens 4-37, Woods 1-19, Harris 1-9, Green 1-5

TACKLES

Kentucky – Guy 7, Trevathan 5, Harrison 5, Warford 4, M. Johnson 4

2

KENTUCKY 31, LOUISVILLE 27

SEPT. 19, 2009



Kentucky forced two Louisville turnovers late in the game during its fourth-quarter comeback 31-27 victory in the Governor's Cup series, marking the Wildcats' third-straight win against the Cardinals in front of 70,988 fans at Commonwealth Stadium – the fourth-largest crowd in UK history.

With just under six minutes remaining in the game and Louisville leading 27-24, UK's A.J. Nance recovered a fumble on a muffed punt return at the UofL 24-yard line. Nance's recovery set up the game-winning score when wide receiver Randall Cobb made a leaping 12-yard touchdown catch from quarterback Mike Hartline to give the Cats their final margin of victory.

Kentucky linebacker Sam Maxwell made two huge defensive plays down the stretch to secure the win. Just inside two minutes remaining, defensive tackle Corey Peters tipped a pass that Maxwell intercepted and returned 17 yards. Later Maxwell ended the game when he broke up a final pass attempt by Burke inside the UK 5-yard line.

UK opened the scoring in the first quarter with a 26-yard field goal from Lones Seiber. The Cardinals bounced back with a 6-yard touchdown run by Victor Anderson. On the ensuing kickoff, Derrick Locke returned the ball 100 yards for a Kentucky touchdown and a 10-7 lead. Locke became the first player in UK history to return two kickoffs for 100-yard touchdowns in a career and he set a single-game school record with 191 return yards.

Fullback John Conner's two-yard TD scamper gave UK a 17-7 lead at the half. After halftime, miscues plagued the Wildcats. UK only possessed the ball for four plays in the third quarter as three turnovers led to a pair of Louisville field goals and a touchdown pass from Justin Burke to Cameron Graham, giving the visitors a 20-17 lead.

Later in the fourth, Locke capped a 12-play, 73-yard drive with a two-yard touchdown plunge to give UK a 24-20 advantage. Louisville struck back quickly two plays later with a 66-yard touchdown pass from Burke to Trent Guy to put the Cardinals up 27-24, two minutes before Nance made his game-changing fumble recovery.

The win marked UK's 16th consecutive non-conference victory and was the 10th time in the last 34 games that the Wildcats came from behind in the fourth quarter to win the game.

SCORING SUMMARY

Louisville	7	0	6	14	27
Kentucky	10	7	0	14	31

- UK – Seiber 26 FG...9:34 1st qtr.
- UL – Anderson 6 run (Payne kick)...5:37 1st qtr.
- UK – Locke 100 kickoff return (Seiber kick)...5:23 1st qtr.
- UK – Conner 2 run (Seiber kick)...2:47 2nd qtr.
- UL – Payne 23 FG...11:29 3rd qtr.
- UL – Payne 42 FG...4:58 3rd qtr.
- UL – Graham 5 pass from Burke (Payne kick)...14:16 4th qtr.
- UK – Locke 2 run (Seiber kick)...8:55 4th qtr.
- UL – Guy 66 pass from Burke (Payne kick)...7:49 4th qtr.
- UK – R. Cobb 12 pass from Hartline (Seiber kick)...4:28 4th qtr.

TEAM STATISTICS

	LOUISVILLE	KENTUCKY
First Downs	19	18
Rush Attempts/Net Rushing Yds.	40/133	33/168
Passing C/A/I	15/29/1	20/28/1
Net Passing Yards	245	178
Offensive Plays	69	61
Total Offense	378	346
Fumbles/Lost	1/1	2/2
Penalties/Yards	6/35	8/95
Punts/Average	2/43.5	3/34.3
Third-Down Conversions	9-of-17	6-of-11
Time of Possession	32:32	27:28

RUSHING (ATT-YARDS-TD)

Kentucky – Locke 15-72-1, Smith 10-45, Conner 3-28-1, Hartline 3-18, Cobb 1-6, Allen 1-(-1)
 Louisville – Anderson 19-110-1, Burke 8-17, Guy 1-4, Powell 12-2

PASSING (COMP-ATT-INT-YARDS-TD)

Kentucky – Hartline 20-27-1-178-1, team 0-1-0-0-0
 Louisville – Burke 15-28-1-245-2, team 0-1-0-0-0

RECEIVING (REC-YARDS-TD)

Kentucky – Cobb 6-71-1, Matthews 6-34, Locke 4-47, Roark 2-15, Drake 1-6, McCaskill 1-5
 Louisville – Long 5-89, Beaumont 3-33, Graham 3-24-1, Powell 2-21, Guy 1-66-1, Chichester 1-12

TACKLES

Kentucky – M. Johnson 12, Guy 11, Maxwell 7, Harrison 6, Trevathan 6

3

#1/1 FLORIDA 41, KENTUCKY 7

SEPT. 26, 2009



Top-ranked Florida lived up to its billing by scoring on the team's first five possessions of the game to jump out to a commanding lead and top Kentucky 41-7 in the Wildcats' Southeastern Conference opener in front of 71,011 fans at Commonwealth Stadium – the fourth-largest crowd in UK history.

The Gators scored a 22-yard field goal by Caleb Sturgis on its opening drive to go up early. UF quarterback Tim Tebow scored the first touchdown of the game on a three-yard rush a few minutes later. On the ensuing possession, Florida's Chris Rainey blocked a UK punt attempt and recovered it in the endzone to give the Gators a 17-0 advantage. Late in the first quarter, Tebow rushed for his second touchdown of the game, dashing two yards for the score. The former Heisman Trophy winner ended the quarter with 44-yard touchdown pass to tight end Aaron Hernandez to increase the Gators' lead.

Kentucky got on the board late in the second quarter with a 58-yard, 14-play drive. On fourth-and-goal from the two-yard line, quarterback Mike Hartline connected with tight end Ross Bogue for a two-yard touchdown. It the first touchdown of Bogue's career as the Wildcats cut the lead to 31-7 going into the locker rooms. The extra point by Lones Seiber gave him 246 points as a Wildcat, tying the UK career scoring record held by Joey Worley.

The Gators finished the scoring in the second half when Sturgis booted his second field goal of the game, connecting from 33 yards, and wide receiver Riley Cooper caught an eight-yard touchdown pass from John Brantley for the final margin. On defense, Kentucky's Calvin Harrison led the teams in tackles with a career-high 11 stops, his second game all-time in double figures. UK linebacker Micah Johnson surpassed the 200-mark for career tackles with nine for the game to total 205 career stops.

SCORING SUMMARY

Florida	31	0	3	7	-	41
Kentucky	0	7	0	0	-	7

- UF – Sturgis 22 FG...11:13 1st qtr.
- UF – Tebow 3 run (Sturgis kick)...7:11 1st qtr.
- UF – Rainey 23 blocked punt return (Sturgis kick)...6:04 1st qtr.
- UF – Tebow 2 run (Sturgis kick)...2:15 1st qtr.
- UF – Hernandez 44 pass from Tebow (Sturgis kick)...0:00 1st qtr.
- UK – Bogue 2 pass from Hartline (Seiber kick)...2:44 2nd qtr.
- UF – Sturgis 32 FG...3:45 3rd qtr.
- UF – Cooper 8 pass from Brantley (Sturgis kick)...6:39 4th qtr.

TEAM STATISTICS

	FLORIDA	KENTUCKY
First Downs	25	11
Rush Attempts/Net Rushing Yds.	52/362	32/86
Passing C/A/I	9/16/0	14/31/2
Net Passing Yards	133	93
Offensive Plays	68	63
Total Offense	495	179
Fumbles/Lost	1/1	0/0
Penalties/Yards	6/55	9/69
Punts/Average	4/33.8	9/35.8
Third-Down Conversions	5-of-13	3-of-16
Time of Possession	32:03	27:57

RUSHING (ATT-YARDS-TD)

Kentucky – Locke 13-36, Allen 3-28, Smith 7-12, Conner 2-7, Williams 1-7, R. Cobb 1-3, Fidler 1(-1), Hartline 3(-6)
 Florida – Tebow 16-123-2, Demps 12-97, Moody 5-57, Gillislee 6-39, Rainey 9-36, James 1-7, Brantley 2-3, team 1-0

PASSING (COMP-ATT-INT-YARDS-TD)

Kentucky – Hartline 13-28-2-85-1, Fidler 1-2-0-8-0, R. Cobb 0-1-0-0-0
 Florida – Tebow 5-10-0-103-1, Brantley 4-6-0-30-1

RECEIVING (REC-YARDS-TD)

Kentucky – R. Cobb 5-24, Matthews 3-28, Roark 1-15, Conner 1-9, Melillo 1-8, Allen 1-7, Bogue 1-2-1, Smith 1-0
 Florida – Hernandez 3-54-1, Cooper 2-30-1, Nelson 2-27, Moody 1-18, Demps 1-4


TACKLES

Kentucky – Harrison 11, M. Johnson 9, Guy 6, Maxwell 6

4

#3/3 ALABAMA 38, KENTUCKY 20

OCT. 3, 2009



Two touchdowns in the final minute of the first half gave third-ranked Alabama a 15-point lead and propelled the Crimson Tide to a 38-20 victory in front of 70,967 onlookers, the seventh-largest crowd in Commonwealth Stadium history.

Alabama's offense got out of the gate quickly on a three-play, 37-yard drive that ended with an 11-yard touchdown run by Mark Ingram. Kentucky responded midway through the first quarter when Lones Seiber booted a career-long 49-yard field goal that gave him the UK career scoring record. Seiber later cut the Alabama lead to one after connecting on another 49-yard field goal to end the quarter.

Late in the second quarter, the Crimson Tide offense drove 97 yards on 13 plays to score on a three-yard Greg McElroy pass to Colin Peek with 40 seconds remaining. Seconds later the Alabama defense recovered a UK fumble and Courtney Upshaw returned it 45 yards for a touchdown to increase the UA lead to 21-6 at the half.

The Crimson Tide defenders continued to apply pressure in the third quarter, forcing two Wildcat turnovers. As a result, Ingram scored his second touchdown of the game on a 32-yard run and the Tide added a 36-yard field goal from Leigh Tiffin to extend their lead early in the half. UK responded when Randall Cobb hauled in a career-long reception of 45 yards from Mike Hartline for a touchdown. McElroy closed the scoring in the third quarter with a seven-yard touchdown toss to Darius Hanks. In the final stanza, Kentucky scored on a 16-play, 65-yard touchdown drive that ended on a two-yard scamper into the endzone by Alfonso Smith, his first rushing score of the season.

In the game, UK tailback Derrick Locke became the 31st player in school history to reach 1,000 rushing yards in his career after gaining a season-high 75 yards on 20 carries against the Tide. Locke added a season-high 63 yards receiving and 66 yards on kickoff returns to gain 204 all-purpose yards and maintain his position atop the SEC. On defense, linebacker Danny Trevathan doubled his previous career high for tackles in a game, taking down 10 Alabama ballcarriers. Micah Johnson also posted 10 stops from his linebacker slot.

SCORING SUMMARY

Alabama	7	14	17	0	-	38
Kentucky	6	0	7	7	-	20

- UA – Ingram 11 run (Tiffin kick)...14:03 1st qtr.
- UK – Seiber 49 FG...6:32 1st qtr.
- UK – Seiber 49 FG...0:00 1st qtr.
- UA – Peek 3 pass from McElroy (Tiffin kick)...0:40 2nd qtr.
- UA – Upshaw 45 fumble return (Tiffin kick)...0:21 2nd qtr.
- UA – Ingram 32 run (Tiffin kick)...13:43 3rd qtr.
- UA – Tiffin 36 FG...10:18 3rd qtr.
- UK – R. Cobb 45 pass from Hartline (Seiber kick)...9:36 3rd qtr.
- UA – Hanks 7 pass from McElroy (Tiffin kick)...3:45 3rd qtr.
- UK – Smith 2 run (Seiber kick)...12:52 4th qtr.

TEAM STATISTICS

	ALABAMA	KENTUCKY
First Downs	18	20
Rush Attempts/Net Rushing Yds.	42/204	38/133
Passing C/A/I	15/26/0	17/32/3
Net Passing Yards	148	168
Offensive Plays	68	70
Total Offense	352	301
Fumbles/Lost	0/0	1/1
Penalties/Yards	6/47	7/78
Punts/Average	5/39.8	3/38.7
Third-Down Conversions	8-of-17	4-of-13
Time of Possession	33:30	26:30

RUSHING (ATT-YARDS-TD)

UK – Locke 20-75, Smith 5-28-1, Cobb 4-21, Allen 4-7, Conner 1-3, Hartline 4(-1)
 Alabama – Ingram 22-140-2, Richardson 14-26, Fitzgerald 1-17, Upchurch 1-13, McElroy 3-5, Maze 1-3

PASSING (COMP-ATT-INT-YARDS-TD)

Kentucky – Hartline 17-31-3-168-1, Cobb 0-1-0-0-0
 Alabama – McElroy 15-26-0-148-2

RECEIVING (REC-YARDS-TD)

Kentucky – Locke 6-63, Cobb 3-57-1, Lanxter 3-26, Allen 3-12, Matthews 1-8, Conner 1-2
 Alabama – Peek 6-65-1, Hanks 2-34-1, Jones 2-13, Upchurch 2-0, Alexander 1-21, Richardson 1-9, Ingram 1-6


TACKLES

Kentucky – Trevathan 10, M. Johnson 10, Harrison 7, C. Burden 5, Guy 5

5

#25 SOUTH CAROLINA 28, KENTUCKY 26

OCT. 10, 2009



Kentucky scored a touchdown on its final possession but a Wildcat two-point conversion to tie the game failed and South Carolina ran out the final 4:34 to secure a 28-26 victory in a see-saw battle at Williams-Brice Stadium in Columbia.

UK opened the scoring with a 36-yard field goal from Lones Seiber with four minutes remaining in the first quarter. South Carolina returned the kickoff 61 yards, leading to a 10-yard touchdown reception for Alshon Jeffery from Stephen Garcia a few plays later to overtake the Cats at 7-3.

The Wildcats regained the lead at 10-7 when Derrick Locke scored on an 11-yard run on the second play of the second quarter. Jeffery scored a second touchdown on a 28-yard throw from Garcia during the Gamecocks' next possession to take a 14-10. UK's Randall Cobb hauled in a career-long 55-yard reception from Mike Hartline to set up a scoring drive that ended a few plays later with Hartline throwing a seven-yard touchdown strike to Cobb. The Wildcats stopped USC on its final two drives of the half to maintain a 17-14 lead at the half.

Hartline was forced to leave the game with a knee injury on the third play of the second half and was replaced by Will Fidler. Jeffery and Garcia connected on their third score of the game on a 22-yard touchdown through the air midway through the third quarter to give USC a 21-17 lead. The Wildcats cut the lead to one after a 35-yard field goal from Seiber.

Midway through the fourth, the Gamecocks increased their lead to 28-20 after a two-yard touchdown plunge by Garcia. The Wildcats responded with an 8-play, 70-yard drive that ended with a two-yard touchdown run by Cobb to cut the lead to two before the failed two-point conversion attempt.

Cobb led the offense with 229 all-purpose yards and two scores on the day. Locke carried the ball a career-high 24 times for 89 yards and a touchdown. He now ranks 25th on the all-time UK rushing list with 1,157 career yards. Senior tackle Corey Peters led the Wildcat defense, posting seven tackles and a career-high 2.5 sacks. Linebacker Sam Maxwell also made seven stops and an interception against the Gamecocks.

SCORING SUMMARY

Kentucky	3	14	3	6	-	26
South Carolina	7	7	7	7	-	28

UK – Seiber 36 FG...4:43 1st qtr.

SC – Jeffery 10 pass from Garcia (Lanning kick)...3:55 1st qtr.

UK – Locke 11 run (Seiber kick)...14:34 2nd qtr.

SC – Jeffery 28 pass from Garcia (Lanning kick)...13:06 2nd qtr.

UK – R. Cobb 7 pass from Hartline (Seiber kick)...9:06 2nd qtr.

SC – Jeffery 22 pass from Garcia (Lanning kick)...13:06 2nd qtr.

UK – Seiber 35 FG...1:24 3rd qtr.

SC – Garcia 1 run (Lanning kick)...8:22 4th qtr.

UK – R. Cobb 2 run (Fidler pass failed)...4:34 4th qtr.

TEAM STATISTICS

	KENTUCKY	USC
First Downs	17	18
Rush Attempts/Net Rushing Yds.	47/205	33/128
Passing C/A/I	11/22/0	16/23/1
Net Passing Yards	155	233
Offensive Plays	69	56
Total Offense	360	361
Fumbles/Lost	0/0	1/1
Penalties/Yards	7/46	7/61
Punts/Average	6/34.5	5/41.8
Third-Down Conversions	8-of-19	5-of-10
Time of Possession	30:43	29:17

RUSHING (ATT-YARDS-TD)

Kentucky – Locke 24-89-1, Cobb 13-89-1, Allen 3-12, Conner 3-8, Hartline 2-5, Fidler 2-2

USC – Miles 17-100-1, Giles 3-14, Garcia 10-12, Maddox 2-4, team 1-(-2)

PASSING (COMP-ATT-INT-YARDS-TD)

Kentucky – Hartline 9-14-0-139-1, Fidler 2-8-0-16-0

South Carolina – Garcia 16-23-1-233-3

RECEIVING (REC-YARDS-TD)

Kentucky – Locke 4-20, McCaskill 3-51, Cobb 2-62-1, Matthews 1-13, Conner 1-9
South Carolina – Jeffery 7-138-3, Brown 3-33, Maddox 3-31, Barnes 1-17, Gurley 1-12, Giles 1-2


TACKLES

Kentucky – Peters 7, Maxwell 7, Guy 6, Harrison 5

6

KENTUCKY 21, AUBURN 14

OCT. 17, 2009



Kentucky earned its first victory over Auburn in 43 years, aided by a defensive second-half shutout and two touchdowns in the final seven minutes, during a 21-14 come-from-behind victory in front of 86,217 at the Tigers' Jordan-Hare Stadium.

Auburn got on the scoreboard first when Jake Ricks blocked a 38-yard UK field goal attempt. The ball was picked up by AU's Neiko Thorpe and returned for a touchdown to give the Tigers a 7-0 lead in the first quarter.

Kentucky scored on its first possession of the second quarter with true freshman Morgan Newton under center for his first career start in place of the injured Mike Hartline. Newton scored his first career rushing touchdown with a 4-yard scamper into the endzone. The Tigers broke the 7-7 tie just before the half when Ben Tate ran up the middle for a score on a fourth-and-one play at the UK 1-yard line.

After a scoreless third quarter, UK began the fourth quarter by charting the longest touchdown drive of the game to tie the score at 14. Now with Will Fidler at quarterback, the Wildcats drove 75 yards in 12 plays, capped by Fidler's 2-yard plunge for the score. Following a three-and-out series by the Kentucky defense, the Wildcats scored again. A 61-yard run by Randall Cobb moved the ball to the Auburn 3-yard line. Cobb rushed around the left end three plays later for a 4-yard touchdown to provide the winning score.

The UK offense totaled a season-high 282 rushing yards – the most against an SEC opponent in 14 years. The Wildcats produced two 100-yard rushers in the game as Locke gained 126 yards and Cobb rushed for 109 markers, both career-high rushing totals. Each of the three quarterbacks – Newton, Fidler and Cobb – ran for one UK touchdown in the victory.

Wildcat defenders held Auburn below 21 points for the first time in seven games this season and limited AU to a season-low 315 yards on offense. Danny Trevathan and Sam Maxwell achieved career highs in tackles with 14 and 10, respectively. Fellow line-backer Micah Johnson charted a season-high 14 stops, his third double-digit tackling effort of the year. Defensive back Calvin Harrison notched his third career interception in the first quarter. After missing the previous two games because of injury, cornerback Paul Warford returned to tie a career high with three break-ups.

SCORING SUMMARY

Kentucky	0	7	0	14	-	21
Auburn	7	7	0	0	-	14

AU – Thorpe 69 blocked FG return (Byrum kick)...7:25 1st qtr.

UK – Newton 4 run (Seiber kick)...9:02 2nd qtr.

AU – Tate 1 run (Byrum kick)...0:06 2nd qtr.

UK – Fidler 2 run (Seiber kick)...6:29 4th qtr.

UK – R. Cobb 4 run (Seiber kick)...3:17 4th qtr.

TEAM STATISTICS

	KENTUCKY	AUBURN
First Downs	21	16
Rush Attempts/Net Rushing Yds.	49/282	49/220
Passing C/A/I	9/22/0	11/25/1
Net Passing Yards	75	95
Offensive Plays	71	74
Total Offense	357	315
Fumbles/Lost	1/0	0/0
Penalties/Yards	0/0	10/76
Punts/Average	6/41.0	7/35.7
Third-Down Conversions	3-of-14	6-of-18
Time of Possession	32:35	27:25

RUSHING (ATT-YARDS-TD)

Kentucky – Locke 19-126, R. Cobb 12-109-1, A. Smith 2-20, Newton 8-15-1, Fidler 2-10-1, Conner 3-8, team 3-(-6)

Auburn – Tate 31-132-1, Burns 6-37, McCalebb 7-22, Todd 2-15, Zachery 1-15, Fannin 2-(-1)

PASSING (COMP-ATT-INT-YARDS-TD)

Kentucky – Newton 5-13-0-39-0, Fidler 4-9-0-36-0

Auburn – Todd 10-24-1-80-0, Burns 1-1-0-15-0

RECEIVING (REC-YARDS-TD)

Kentucky – Matthews 2-30, Locke 2-(-2), R. Cobb 1-12, McCaskill 1-10, Lanxter 1-10, Melillo 1-8, Drake 1-7

Auburn – Zachery 4-24, Adams 3-57, Fannin 2-9, Smith 1-3, McCalebb 1-2


TACKLES

Kentucky – M. Johnson 14, Trevathan 14, Maxwell 10, P. Warford 6

7

KENTUCKY 36, ULM 13

OCT. 24, 2009



Kentucky jumped out to an early three-touchdown lead over ULM en route to a 36-13 defeat of the Warhawks to record its 17th consecutive non-conference victory, matching the school-record streak previously set from 1954-60, on Military Appreciation Day and Hall of Fame Weekend at Commonwealth Stadium.

On UK's first possession, fullback John Conner's career-long run of 39 yards set up his rushing touchdown two plays later from the ULM 1-yard line to give the Wildcats a quick lead. After the UK defense forced the Warhawk offense into another three-and-out series, Randall Cobb returned the ULM punt 73 yards for a touchdown – the first punt return score of his career.

Cobb kick-started UK's first drive of the second quarter with a 28-yard run on a QB keeper from the Wildcat formation. On the next play, Cobb executed the same play for an 11-yard touchdown to extend the UK lead to 21-0. ULM answered on its next drive, capping it off with a 10-yard touchdown pass from Cody Wells to Luther Ambrose. The Cats answered with a 4-play, 83-yard scoring drive that ended with Will Fidler's 25-yard TD pass to Conner to push the score to 28-7 just before the half.

ULM scored the only points of the third stanza on a 3-yard touchdown run by Frank Goodin. UK's Matt Roark blocked the extra point attempt, the fourth blocked kick of his career, to yield a 28-13 score.

Early in the fourth quarter, Wells fumbled a snap and recovered it in the endzone to give UK a safety and 30-13 advantage. Midway through the final quarter, UK's Randall Burden snared his first career interception and returned it 50 yards for a touchdown. Kentucky safeties Matt Lentz and Ashton Cobb ended ULM's final two possession with interceptions, marking UK's first game with three picks since the 2008 season opener at Louisville.

The UK defense held its opponent to its lowest point total of the season for the second straight game. Led by DeQuin Evans' three tackles-for-loss, UK posted a total of seven TFL in the game, a season high. Linebacker Danny Trevathan led the Wildcats in tackles for the second straight game, charting eight stops.

SCORING SUMMARY

ULM	0	7	6	0	-	13
Kentucky	14	14	0	8	-	36

- UK – Conner 1 run (Seiber kick)...11:04 1st qtr.
- UK – R. Cobb 73 punt return (Seiber kick)...9:18 1st qtr.
- UK – R. Cobb 11 run (Seiber kick)...11:00 2nd qtr.
- ULM – Ambrose 10 pass from Wells (Jabour kick)...4:52 2nd qtr.
- UK – Conner 25 pass from Fidler (Seiber kick)...3:09 2nd qtr.
- ULM – Goodin 3 run (Jabour kick blocked)...0:49 3rd qtr.
- UK – Safety, ULM fumbled snap and recovered in endzone...11:57 4th qtr.
- UK – R. Burden 50 interception return (kick failed)...7:41 4th qtr.

TEAM STATISTICS

	ULM	KENTUCKY
First Downs	24	18
Rush Attempts/Net Rushing Yds.	36/110	32/185
Passing C/A/I	21/46/3	13/23/2
Net Passing Yards	267	145
Offensive Plays	82	55
Total Offense	377	330
Fumbles/Lost	2/0	3/1
Penalties/Yards	4/35	3/25
Punts/Average	4/35.2	4/42.8
Third-Down Conversions	12-of-19	4-of-11
Time of Possession	34:42	25:18

RUSHING (ATT-YARDS-TD)

Kentucky – Conner 6-46-1, Cobb 3-41-1, Locke 9-35, Fidler 2-18, Russell 3-15, A. Smith 5-15, Newton 3-9, C. Williams 1-6
 ULM – Goodin 16-55-1, Ambrose 4-34, Lovett 9-28, McNeal 3-3, Wells 4-(-10)

PASSING (COMP-ATT-INT-YARDS-TD)

Kentucky – Fidler 8-13-1-82-1, Newton 3-6-1-17-0, Cobb 2-4-0-46-0
 ULM – Wells 21-44-3-267-1, McNeal 0-1-0-0-0, team 0-1-0-0-0

RECEIVING (REC-YARDS-TD)

Kentucky – R. Cobb 4-27, Matthews 2-42, Conner 2-26-1, McCaskill 2-22, Lanxter 1-16, King 1-8, Adeyemi 1-4
 ULM – Sapp 7-121, Ambrose 4-50-1, Goodin 4-11, McCall 2-26, Leonard 1-18, McNeal 1-18, McCoy 1-16, Jordan 1-7


TACKLES

Kentucky – Trevathan 8, Maxwell 6, Evans 5, R. Burden 4, P. Warford 4, Harrison 4

8

MISSISSIPPI STATE 31, KENTUCKY 24

OCT. 31, 2009



Behind a powerful rushing attack led by tailback Anthony Dixon, Mississippi State scored three touchdowns in the third quarter to spark a come-from-behind 31-24 victory over Kentucky in front of a Homecoming crowd of 67,953 in Commonwealth Stadium.

MSU started the scoring with a 33-yard field goal from Derek DePasquale. Kentucky took its first lead of the game behind Derrick Locke's 10-yard touchdown run on the next series to give the Wildcats a 7-3 advantage after one quarter. Locke had his second 100-yard game of the season with a 103-yard performance.

The UK defense stopped the next two MSU drives behind interceptions from Sam Maxwell and Randall Burden. Burden returned his pick eight yards to the Bulldog 41-yard line. The Wildcats capitalized on the great field position with a touchdown drive that ended with an 11-yard touchdown rush from quarterback Morgan Newton to give UK a 14-3 lead. MSU made the score 14-10 on the next series with a 1-yard touchdown run from Dixon after quarterback Chris Relf rushed 52 yards to the UK 3-yard line two plays prior.

After Kentucky forced MSU to punt with 27 seconds remaining in the first half, UK's Randall Cobb returned the kick 46 yards to the Bulldog 26-yard line. On the last play of the half, kicker Lones Seiber extended UK's lead to 17-10 going into the locker rooms.

The Bulldogs opened the scoring in the third quarter on a 2-yard run by Christian Ducre, tying the game at 17-17. The Wildcats regained the lead after a 3-yard touchdown run from Cobb on the next series to put UK up 24-17. MSU quickly knotted the score again at 24-24 with a 67-yard touchdown pass from Tyson Lee to O'Neal Wilder. Dixon, who rushed for 252 yards, tallied the game-winning touchdown on the next possession with a three-yard run.

Mississippi State held on in the fourth quarter as Bulldog linebacker Jamar Chaney ended both UK drives inside the MSU 20-yard line with an interception and a quarterback sack on fourth down to secure the win.

Cobb led UK with 237 all-purpose yards. Linebacker Micah Johnson led the defense with 11 tackles, recording his eighth career double-digit tackling effort. Defensive end Taylor Wyndham led the team with 2.5 tackles-for-loss, part of a career-high six stops against the Bulldogs.

SCORING SUMMARY

Mississippi State	3	7	21	0	-	31
Kentucky	7	10	7	0	-	24

- MSU – DePasquale 33 FG...4:23 1st qtr.
- UK – Locke 10 run (Seiber kick)...1:28 1st qtr.
- UK – Newton 11 run (Seiber kick)...5:16 2nd qtr.
- MSU – Dixon 1 run (DePasquale kick)...3:43 2nd qtr.
- UK – Seiber 38 FG...0:00 2nd qtr.
- MSU – Ducre 2 run (DePasquale kick)...11:48 3rd qtr.
- UK – Cobb 3 run (Seiber kick)...7:49 3rd qtr.
- MSU – Wilder 67 pass from Lee (DePasquale kick)...6:56 3rd qtr.
- MSU – Dixon 3 run (DePasquale kick)...0:59 4th qtr.

TEAM STATISTICS

	MSU	KENTUCKY
First Downs	20	19
Rush Attempts/Net Rushing Yds.	45/348	48/189
Passing C/A/I	10/17/2	11/19/1
Net Passing Yards	145	119
Offensive Plays	62	67
Total Offense	493	308
Fumbles/Lost	2/0	2/2
Penalties/Yards	4/35	2/2
Punts/Average	4/38.0	4/42.5
Third-Down Conversions	1-of-9	6-of-14
Time of Possession	29:05	30:55

RUSHING (ATT-YARDS-TD)

Mississippi State – Dixon 33-252-2, Relf 2-60, Lee 3-27, Ducre 3-9-1, Bumphis 3-9, Elliott 1-(-1), team 2-(-1)
 Kentucky – Locke 17-103-1, Newton 13-39-1, Cobb 8-17-1, Allen 4-15, Smith 4-11, Conner 2-4

PASSING (COMP-ATT-INT-YARDS-TD)

Mississippi State – Lee 10-17-2-145-1
 Kentucky – Newton 11-18-1-119-0, Cobb 0-1-0-0-0

RECEIVING (REC-YARDS-TD)

Mississippi State – Wilder 2-72-1, Ducre 2-27, Bumphis 2-20, Dixon 2-14, Green 1-6, McRae 1-6
 Kentucky – Cobb 2-32, King 2-31, Matthews 2-31, Drake 2-15, Locke 2-7, McCaskill 1-3

TACKLES

Kentucky – M. Johnson 11, Harrison 8, Maxwell 8, Trevathan 8, P. Warford 7

9

KENTUCKY 37, EASTERN KENTUCKY 12

NOV. 7, 2009



Morgan Newton completed 20 of 29 passes for 187 yards and two touchdowns in leading Kentucky to a school-record 18th consecutive non-conference victory by defeating Eastern Kentucky 37-12 in front of 67,053 at Commonwealth Stadium.

Kentucky scored first on a 1-yard plunge into the end-zone by Moncell Allen with under five minutes remaining in the first quarter. The Wildcats extended the lead to 10-0 midway through the second quarter with a 22-yard field goal from Lones Seiber.

On the next possession, EKU used a fake field goal to get on the scoreboard. Holder Marcus Williams caught the snap and ran 9 yards for the touchdown, but a muffed snap on the conversion kept the score at 10-6. Alfonso Smith scored a touchdown for the Cats just before the half, busting the ball into the endzone from 1-yard out to put UK up 17-6 at the break.

In the third, Kentucky scored two touchdowns with under 2:30 remaining in the quarter on passes by Newton. The true freshman quarterback threw his first collegiate scoring pass to tight end Maurice Grinter, who hauled in a 14-yard reception. Just over a minute later, on the first play after an interception by Sam Maxwell, Newton connected with Chris Matthews on an 18-yard touchdown strike to give the Wildcats a 30-6 advantage. Newton finished the game with career highs in every passing category. Freshman tailback Donald Russell scored his first career touchdown, and UK's longest play from scrimmage this season, on a 79-yard run midway through the fourth quarter to put UK up 37-6. EKU's H.B. Banjoman rushed for a 2-yard touchdown late in the game to yield the final margin. UK's Matt Roark blocked the PAT attempt to record his fifth blocked kick of his career and second PAT block this year.

UK's defense picked off multiple passes for the third consecutive game, including Cartier Rice's first career pick at the end of the first half in addition to the Maxwell interception. Taiedo Smith led the defense with a career-high six tackles. DeQuin Evans recorded three tackles-for-loss in a game for the second time this season.

SCORING SUMMARY

Eastern Kentucky	0	6	0	6	-	12
Kentucky	7	10	13	7	-	37

UK - Allen 1 run (Seiber kick)...4:31 1st qtr.

UK - Seiber 22 FG...6:06 2nd qtr.

EKU - Williams 9 run (Williams rush failed)...2:44 2nd qtr.

UK - A. Smith 1 run (Seiber kick)...0:41 2nd qtr.

UK - Grinter 14 pass from Newton (Seiber kick)...2:28 3rd qtr.

UK - Matthews 18 pass from Newton (Seiber kick blocked)...1:24 3rd qtr.

UK - Russell 79 run (Seiber kick)...7:05 4th qtr.

EKU - Banjoman 2 run (O'Connor kick blocked)...1:23 4th qtr.

TEAM STATISTICS

	EKU	KENTUCKY
First Downs	14	27
Rush Attempts/Net Rushing Yds.	32/127	44/234
Passing C/A/I	9/29/2	23/35/0
Net Passing Yards	137	210
Offensive Plays	61	79
Total Offense	264	444
Fumbles/Lost	0/0	1/0
Penalties/Yards	5/40	3/20
Punts/Average	6/35.2	2/38.0
Third-Down Conversions	6-of-15	9-of-17
Time of Possession	26:19	33:41

RUSHING (ATT-YARDS-TD)

Eastern Kentucky - Banjoman 9-35-1, Pryor 7-29, Frieson 7-26, Jackson 4-21, Williams 1-9-1, Walker 3-7, team 1-0

Kentucky - Russell 3-92-1, Allen 14-62-1, A. Smith 12-60-1, Conner 4-14, Newton 6-5, Bowland 1-2, Fidler 2-1, Williams 2-(-2)

PASSING (COMP-ATT-INT-YARDS-TD)

Eastern Kentucky - Pryor 9-28-2-137-0, Watts 0-1-0-0-0

Kentucky - Newton 20-29-0-187-2, Fidler 3-6-0-23-0

RECEIVING (REC-YARDS-TD)

Eastern Kentucky - Harris 5-97, Phelps 2-24, Watts 2-16

Kentucky - Matthews 7-56-1, King 4-41, McCaskill 4-33, Adeyemi 3-31, Roark 2-19, Grinter 1-14-1, Drake 1-10, Allen 1-6

TACKLES

Kentucky - T. Smith 6, Harrison 5, six players with 3

10

KENTUCKY 24, VANDERBILT 13

NOV. 14, 2009



A potent Kentucky rushing attack and stout second-half defense led the Wildcats to a 24-13 win at Vanderbilt to record its second consecutive SEC road victory and post its fourth win in over the past five games in front of 33,675 fans at Vanderbilt Stadium.

UK claimed its sixth win of the season, making the Wildcats bowl-eligible for the fourth-straight year. The victory marked the first time since 1953-56 that UK has won at least six games in four consecutive seasons. A season-high 308 yards rushing by UK in the game was the most against an SEC opponent since rushing for 310 at South Carolina in 1995.

The Wildcats scored on their second drive of the game. On a trick play, tailback Derrick Locke threw a 41-yard pass to quarterback Morgan Newton down the right sideline to advance to the VU 21-yard line. On the next play, Randall Cobb scampered for a 21-yard score out of the "WildCobb" formation to put UK up 7-0. The Commodores cut the lead to 7-3 on the next possession after a 42-yard field goal from Ryan Fowler.

In the second quarter, Fowler booted a career-long 47-yard field goal to cut the UK lead to one. The Wildcats answered with a 36-yard field goal from Lones Seiber on the next possession. After VU made an interception at the UK 20, quarterback Mackenzi Adams threw a 21-yard touchdown strike to John Cole to give the Commodores a 13-10 going into the locker rooms.

Kentucky dominated the second half on both sides of the ball. UK scored on the first drive of the half, going 75 yards on 10 plays, capped by a 3-yard rushing touchdown by Cobb. Derrick Locke scored the final touchdown for the Cats in the fourth quarter on a 14-yard run. Locke recorded his third career 100-yard game after carrying the ball 25 times for 144 yards - both career highs.

UK's defense shut down the VU offense in the second half. The Commodores were limited to one first down, 31 total offensive yards, 0-of-5 on third downs and held the ball only 6:56 time of possession after the half.

For the game, Kentucky held Vanderbilt to 209 yards total offense, the best showing since UK limited VU to 91 total yards in 1996. The Wildcats held VU to 11 first downs, the fewest against an SEC opponent since limiting South Carolina to nine first downs in 1999. Calvin Harrison picked off Adams just before the half, giving UK at least one interception in six consecutive games. Sam Maxwell led the defense with nine tackles, including one for a loss, and forced a fumble.

SCORING SUMMARY

Kentucky	7	3	7	7	-	24
Vanderbilt	3	10	0	0	-	13

UK - R. Cobb 21 run (Seiber kick)...8:00 1st qtr.

VU - Fowler 42 FG...3:01 1st qtr.

VU - Fowler 47 FG...10:07 2nd qtr.

UK - Seiber 36 FG...6:16 2nd qtr.

VU - Cole 21 pass from Adams (Fowler kick)...2:25 2nd qtr.

UK - R. Cobb 3 run (Seiber kick)...10:14 3rd qtr.

UK - Locke 14 run (Seiber kick)...5:08 4th qtr.

TEAM STATISTICS

	KENTUCKY	VANDERBILT
First Downs	22	11
Rush Attempts/Net Rushing Yds.	58/308	34/82
Passing C/A/I	7/15/2	11/24/1
Net Passing Yards	91	117
Offensive Plays	73	58
Total Offense	399	199
Fumbles/Lost	0/0	2/0
Penalties/Yards	4/30	3/35
Punts/Average	5/45.2	8/47.1
Third-Down Conversions	6-of-16	5-of-15
Time of Possession	34:48	25:12

RUSHING (ATT-YARDS-TD)

Kentucky - Locke 25-144-1, R. Cobb 14-99-2, Allen 7-28, Newton 4-18, Smith 6-16, Conner 1-4, team 1-(-1)

Vanderbilt - Norman 12-52, Stacy 9-21, Adams 11-17, Graham 2-(-8)

PASSING (COMP-ATT-INT-YARDS-TD)

Kentucky - Newton 4-7-1-40-0, Hartline 2-6-1-0-0, Locke 1-1-41-0-0, team 0-1-0-0-0

Vanderbilt - Adams 11-24-1-127-1

RECEIVING (REC-YARDS-TD)

Kentucky - King 2-41, Locke 2-6, R. Cobb 2-3, Newton 1-41

Vanderbilt - Cole 5-61-1, Barden 2-31, Stacy 2-19, Umoh 1-13, Norman 1-3

TACKLES

Kentucky - Maxwell 9, M. Johnson 6, A. Cobb 5, Peters 5, Trevathan 5

2009 Kentucky Football Statistics
Kentucky Combined Team Statistics (as of Nov 15, 2009)
All games

RECORD:	OVERALL	HOME	AWAY	NEUTRAL
ALL GAMES.....	(6-4-0)	(3-3-0)	(2-1-0)	(1-0-0)
CONFERENCE.....	(2-4-0)	(0-3-0)	(2-1-0)	(0-0-0)
NON-CONFERENCE.....	(4-0-0)	(3-0-0)	(0-0-0)	(1-0-0)

DATE	OPPONENT	W/L	SCORE	ATTEND
Sep 05, 2009	vs Miami	W	42-0	41037
Sep 19, 2009	LOUISVILLE	W	31-27	70988
*Sep 26, 2009	#1 FLORIDA	L	7-41	71011
*Oct 03, 2009	#3 ALABAMA	L	20-38	70967
*Oct 10, 2009	at #25 South Carolina	L	26-28	68278
*Oct 17, 2009	at Auburn	W	21-14	86217
Oct 24, 2009	LOUISIANA-MONROE	W	36-13	68203
*Oct 31, 2009	MISSISSIPPI STATE	L	24-31	67953
Nov 07, 2009	EASTERN KENTUCKY	W	37-12	67053
*Nov 14, 2009	at Vanderbilt	W	24-13	33675

TEAM STATISTICS	UK	OPP
FIRST DOWNS.....	202	175
Rushing.....	115	86
Passing.....	76	79
Penalty.....	11	10
RUSHING YARDAGE.....	2035	1776
Rushing Attempts.....	430	385
Average Per Rush.....	4.7	4.6
Average Per Game.....	203.5	177.6
TDs Rushing.....	22	13
PASSING YARDAGE.....	1477	1656
Comp-Att-Int.....	145-258-11	130-269-13
Average Per Pass.....	5.7	6.2
Average Per Catch.....	10.2	12.7
Average Per Game.....	147.7	165.6
TDs Passing.....	9	12
TOTAL OFFENSE.....	3512	3432
Average Per Play.....	5.1	5.2
Average Per Game.....	351.2	343.2
KICK RETURNS: #-Yards....	41-979	41-893
PUNT RETURNS: #-Yards....	22-281	9-53
INT RETURNS: #-Yards.....	13-183	11-61
FUMBLES-LOST.....	12-6	10-3
PENALTIES-Yards.....	46-403	56-459
PUNTS-AVG.....	46-39.5	55-38.7
TIME OF POSSESSION/Game..	30:38	29:22
3RD-DOWN Conversions.....	60/149	59/148
4TH-DOWN Conversions.....	14/19	9/17

RUSHING	GP	Att	Gain	Loss	Net	Avg	TD	Long	Avg/G
Derrick Locke	9	150	774	33	741	4.9	5	31	82.3
Randall Cobb	9	57	410	14	396	6.9	7	61	44.0
Alfonso Smith	10	58	259	16	243	4.2	2	16	24.3
Moncell Allen	10	44	209	1	208	4.7	2	20	20.8
Donald Russell	5	13	138	1	137	10.5	1	79	27.4
John Conner	9	25	122	0	122	4.9	2	39	13.6
Morgan Newton	5	34	121	35	86	2.5	2	11	17.2
CoShik Williams	4	14	55	5	50	3.6	0	8	12.5
Mike Hartline	6	15	47	20	27	1.8	0	9	4.5
Will Fidler	6	11	39	14	25	2.3	1	11	4.2
A.J. Nance	10	1	4	0	4	4.0	0	4	0.4
Maurice Grinter	10	2	2	0	2	1.0	0	2	0.2
Trey Bowland	1	1	2	0	2	2.0	0	2	2.0
TEAM	10	5	0	8	-8	-1.6	0	0	-0.8
Total.....	10	430	2182	147	2035	4.7	22	79	203.5
Opponents.....	10	385	1937	161	1776	4.6	13	53	177.6

INTERCEPTIONS	No.	Yds	Avg	TD	Long
Sam Maxwell	4	32	8.0	0	17
Calvin Harrison	3	42	14.0	0	42
Randall Burden	2	58	29.0	1	50
Trevard Lindley	1	25	25.0	1	25
Cartier Rice	1	0	0.0	0	0
Matt Lentz	1	23	23.0	0	23
Ashton Cobb	1	3	3.0	0	3
Total.....	13	183	14.1	2	50
Opponents.....	11	61	5.5	0	33

PASSING	GP	Effic	Comp-Att-Int	Pct	Yds	TD	Lng	Avg/G
Mike Hartline	6	114.41	79-133-7	59.4	802	6	55	133.7
Morgan Newton	5	105.98	43-73-3	58.9	402	2	28	80.4
Will Fidler	6	90.06	20-41-1	48.8	186	1	25	31.0
Randall Cobb	9	83.77	2-7-0	28.6	46	0	37	5.1
TEAM	10	0.00	0-2-0	0.0	0	0	0	0.0
Tyler Sargent	2	0.00	0-1-0	0.0	0	0	0	0.0
Derrick Locke	9	444.40	1-1-0	100.0	41	0	41	4.6
Total.....	10	107.27	145-258-11	56.2	1477	9	55	147.7
Opponents.....	10	105.09	130-269-13	48.3	1656	12	67	165.6

PUNTING	No.	Yds	Avg	Long	TB	FC	I20	Blkd
Ryan Tydlacka	45	1815	40.3	59	5	16	16	0
TEAM	1	0	0.0	0	0	0	0	1
Total.....	46	1815	39.5	59	5	16	16	1
Opponents.....	55	2130	38.7	56	4	13	12	0

RECEIVING	GP	No.	Yds	Avg	TD	Long	Avg/G
Randall Cobb	9	32	384	12.0	4	55	42.7
Chris Matthews	10	28	299	10.7	2	37	29.9
Derrick Locke	9	20	141	7.1	0	21	15.7
Gene McCaskill	10	13	132	10.2	0	31	13.2
La'Rod King	8	9	121	13.4	0	28	15.1
T.C. Drake	9	7	75	10.7	0	20	8.3
Kyrus Lanxter	7	7	58	8.3	0	16	8.3
Matt Roark	10	5	49	9.8	0	15	4.9
John Conner	9	5	46	9.2	1	25	5.1
Eric Adeyemi	9	5	41	8.2	0	16	4.6
Moncell Allen	10	5	25	5.0	0	7	2.5
Nick Melillo	10	3	22	7.3	0	8	2.2
Ross Bogue	10	2	14	7.0	1	12	1.4
Morgan Newton	5	1	41	41.0	0	41	8.2
Gabe Correll	3	1	15	15.0	0	15	5.0
Maurice Grinter	10	1	14	14.0	1	14	1.4
Alfonso Smith	10	1	0	0.0	0	0	0.0
Total.....	10	145	1477	10.2	9	55	147.7
Opponents.....	10	130	1656	12.7	12	67	165.6

PUNT RETURNS	No.	Yds	Avg	TD	Long
Randall Cobb	19	251	13.2	1	73
Gene McCaskill	2	25	12.5	0	15
Eric Adeyemi	1	5	5.0	0	5
Total.....	22	281	12.8	1	73
Opponents.....	9	53	5.9	1	23

FIELD GOALS	FGM-FGA	Pct	01-19	20-29	30-39	40-49	50-99	Lg	Blk
Lones Seiber	8-12	66.7	0-0	2-2	4-6	2-4	0-0	49	1

KICK RETURNS	No.	Yds	Avg	TD	Long
Derrick Locke	14	433	30.9	1	100
Randall Cobb	12	302	25.2	0	46
Alfonso Smith	4	91	22.8	0	35
Winston Guy	4	66	16.5	0	28
Moncell Allen	3	13	4.3	0	6
Sam Maxwell	2	27	13.5	0	17
Stephen Ball	1	18	18.0	0	18
Gene McCaskill	1	29	29.0	0	29
Total.....	41	979	23.9	1	100
Opponents.....	41	893	21.8	0	65

SCORING	TD	FGs	PATs				DXP	Saf	Points
			Kick	Rush	Rcv	Pass			
Randall Cobb	12	0-0	0-0	0-0	0	0-0	0	0	72
Lones Seiber	0	8-12	32-33	0-0	0	0-0	0	0	56
Derrick Locke	6	0-0	0-0	0-0	0	0-0	0	0	36
John Conner	3	0-0	0-0	0-0	0	0-0	0	0	18
Moncell Allen	2	0-0	0-0	0-0	0	0-0	0	0	12
Alfonso Smith	2	0-0	0-0	0-0	0	0-0	0	0	12
Chris Matthews	2	0-0	0-0	0-0	0	0-0	0	0	12
Morgan Newton	2	0-0	0-0	0-0	0	0-0	0	0	12
Donald Russell	1	0-0	0-0	0-0	0	0-0	0	0	6
Randall Burden	1	0-0	0-0	0-0	0	0-0	0	0	6
Trevarid Lindley	1	0-0	0-0	0-0	0	0-0	0	0	6
Will Fidler	1	0-0	0-0	0-0	0	0-1	0	0	6
Maurice Grinter	1	0-0	0-0	0-0	0	0-0	0	0	6
Ross Bogue	1	0-0	0-0	0-0	0	0-0	0	0	6
TEAM	0	0-0	0-1	0-0	0	0-0	0	1	2
Total.....	35	8-12	32-34	0-0	0	0-1	0	1	268
Opponents.....	28	8-11	25-27	0-1	0	0-0	0	0	217

ALL PURPOSE	G	Rush	Rec	PR	KOR	IR	Tot	Avg/G
Derrick Locke	9	741	141	0	433	0	1315	146.1
Alfonso Smith	10	243	0	0	91	0	334	33.4
Total.....	10	2035	1477	281	979	183	4955	495.5
Opponents.....	10	1776	1656	53	893	61	4439	443.9

TOTAL OFFENSE	G	Plays	Rush	Pass	Total	Avg/G
Mike Hartline	6	148	27	802	829	138.2
Derrick Locke	9	151	741	41	782	86.9
Total.....	10	688	2035	1477	3512	351.2
Opponents.....	10	654	1776	1656	3432	343.2

SCORE BY QUARTERS	1st	2nd	3rd	4th	Total
Kentucky.....	54	93	51	70	- 268
Opponents.....	65	58	60	34	- 217

DEFENSIVE LEADERS	GP	Tackles				TFL/Yds	Sacks	Pass Def			Fumbles		Blkd
		Solo	Ast	Total	F			Yds	Int-Yds	BrUp	QBH	Rcv-Yds	
4 Micah Johnson	10	34	40	74	4.5-6	1.0-1	.	2	1
22 Danny Trevathan	10	33	30	63	4.0-14	.	.	1
50 Sam Maxwell	10	36	26	62	4.5-11	1.5-6	4-32	7	.	.	2	.	.
33 Calvin Harrison	10	30	27	57	2.0-5	.	3-42	3	.	1-13	.	.	.
21 Winston Guy	10	23	28	51	2.0-10	1.0-7	.	5
91 Corey Peters	10	19	20	39	9.0-40	4.0-32	.	3	6	1-0	.	.	.
55 DeQuin Evans	10	17	11	28	10.5-40	5.0-34	.	.	1
24 Randall Burden	10	22	6	28	0.5-2	.	2-58	7
34 Paul Warford	8	18	7	25	0.5-7	.	.	5
94 Taylor Wyndham	10	10	11	21	5.5-15	2.0-9	.	2	1	.	1	.	.
53 Ricky Lumpkin	10	9	12	21	1.5-1	.	.	.	1
10 Matt Lentz	9	18	2	20	.	.	1-23	1
6 Taiedo Smith	10	8	12	20
32 Trevarid Lindley	6	16	2	18	1.0-4	.	1-25	6
92 Shane McCord	10	8	4	12	1.0-1
46 Ronnie Sneed	10	4	8	12	.	.	.	1
15 Martavius Neloms	9	8	4	12	.	.	.	1
96 Collins Ukwu	10	7	4	11	1.5-6	0.5-2	.	1	1
27 Ashton Cobb	8	6	4	10	.	.	1-3
98 Mark Crawford	10	1	8	9	.	.	.	2	1
66 Chandler Burden	10	4	4	8	0.5-1	.	.	1	1
47 A.J. Nance	10	4	3	7	1-0	.	.	.
30 Moncell Allen	10	6	1	7
29 Alfonso Smith	10	4	1	5
35 Cartier Rice	5	4	1	5	.	.	1-0
57 Jacob Dufrene	10	5	.	5	1.0-1
39 William Johnson	10	3	2	5	1.5-3
62 Greg Meisner	4	3	1	4	.	.	.	1
3 Matt Roark	10	2	2	4	2	.
45 Antwane Glenn	3	.	3	3
18 Randall Cobb	9	2	.	2
11 Greg Wilson	10	1	1	2
85 Gene McCaskill	10	2	.	2
8 Chris Matthews	10	2	.	2
14 Anthony Mosley	5	2	.	2	.	.	.	1
78 Jacob Lewellen	1	.	1	1
49 Antonio Thomas	3	.	1	1
48 Ridge Wilson	8	.	1	1
86 Ross Bogue	10	.	1	1
43 Mikhail Mabry	10	.	1	1
93 Craig McIntosh	7	1	.	1
40 Daryl Faulkner	3	1	.	1
5 Mike Hartline	6	1	.	1
TM TEAM	10	1
Total.....	10	374	290	664	51-167	15-91	13-183	50	13	3-13	3	2	1
Opponents.....	10	405	366	771	45-145	12-56	11-61	34	20	6-47	6	3	.

2009 GAME-BY-GAME STATISTICS

Game	Score	First Downs	Time of Possession	Rushing (No-Yds-TD)	Passing (Cmp-Att-Int-Yds-TD)	Total Offense (Plays-Yds-TD)	3rd Down Conv.	Fumbles- Lost
KENTUCKY at Miami	42 0	29 10	36:25 23:35	49-245-3 22-62-0	20-31-0-243-2 13-34-2-126-0	80-488-5 56-188-0	11-of-18 2-of-15	2-0 1-0
KENTUCKY vs. Louisville	31 27	18 19	27:28 32:32	33-168-2 40-133-1	20-28-1-178-1 15-29-1-245-2	61-346-3 69-378-3	6-of-11 9-of-17	2-2 1-1
KENTUCKY vs. Florida	7 41	11 25	27:57 32:03	32-86-0 52-362-2	14-31-2-93-1 9-16-0-133-2	63-179-1 68-495-4	3-of-16 5-of-13	0-0 1-1
KENTUCKY vs. Alabama	20 38	20 18	26:30 33:30	38-133-1 42-204-2	17-32-3-168-1 15-26-0-148-2	70-301-2 68-352-4	4-of-13 8-of-17	1-1 0-0
KENTUCKY at South Carolina	26 28	17 18	30:43 29:17	47-205-2 33-128-1	11-22-0-155-1 16-23-1-233-3	69-360-3 56-361-4	8-of-19 5-of-10	0-0 1-1
KENTUCKY at Auburn	21 14	21 16	32:35 27:25	49-282-3 49-220-1	9-22-0-75-0 11-25-1-95-0	71-357-3 74-315-1	3-of-14 6-of-18	1-0 0-0
KENTUCKY vs. ULM	36 13	18 24	25:18 34:42	32-185-2 36-110-1	13-23-2-145-1 21-46-3-267-1	55-330-3 82-377-2	4-of-11 12-of-19	3-1 2-0
KENTUCKY vs. MSU	24 31	19 20	30:55 29:05	48-189-3 45-348-3	11-19-1-119-0 10-17-2-145-1	67-308-3 62-493-4	6-of-14 1-of-9	2-2 2-0
KENTUCKY vs. EKU	37 12	27 14	33:41 26:19	44-234-3 32-127-2	22-35-0-210-2 9-29-2-137-0	79-444-5 61-264-2	9-of-17 6-of-15	1-0 0-0
KENTUCKY at Vanderbilt	24 13	22 11	34:48 25:12	58-308-3 34-82-0	7-15-2-91-0 11-24-1-117-1	73-399-3 58-199-1	6-of-16 5-of-15	0-0 2-0

GAME-BY-GAME RUSHING

(No-Yds-TD)	Allen	R. Cobb	Conner	Fidler	Hartline	Locke	Newton	Russell	A. Smith	Williams
at Miami	8-57-1	1-11-1	INJ	1-(-5)-0	3-11-0	8-61-1	DNP	7-30-0	7-36-0	10-39-0
vs. Louisville	1-(-1)-0	1-6-0	3-28-1	DNP	3-18-0	15-73-1	DNP	0-0-0	10-45-0	0-0-0
vs. Florida	3-28-0	1-3-0	2-7-0	2-(-0)-0	3-(-6)-0	13-36-0	DNP	DNP	7-12-0	1-7-0
vs. Alabama	4-7-0	4-21-0	1-3-0	DNP	4-(-1)-0	20-75-0	DNP	DNP	5-28-1	DNP
at South Carolina	3-12-0	13-89-1	3-8-0	2-2-0	2-5-0	24-89-1	DNP	DNP	0-0-0	DNP
at Auburn	0-0-0	12-109-1	3-8-0	2-10-1	INJ	19-126-0	8-15-1	0-0-0	2-20-0	DNP
vs. ULM	0-0-0	3-41-1	6-46-1	2-18-0	INJ	9-35-0	3-9-0	3-15-0	5-15-0	1-6-0
vs. MSU	4-15-0	8-17-1	2-4-0	DNP	INJ	17-103-1	13-39-1	0-0-0	4-11-0	DNP
vs. EKU	14-62-1	INJ	4-14-0	2-1-0	INJ	INJ	6-5-0	3-92-1	12-60-1	2-(-2)-0
at Vanderbilt	7-28-0	14-99-2	1-4-0	DNP	0-0-0	25-144-1	4-18-0	DNP	6-16-0	DNP

GAME-BY-GAME RECEIVING

(Rec-Yds-TD)	Adeyemi	Allen	Bogue	R. Cobb	Conner	Drake	King	Lanxter	Locke	Matthews	McCaskill	Melillo	Roark
at Miami	1-6-0	0-0-0	1-12-0	7-96-1	INJ	2-37-0	0-0-0	2-6-0	0-0-0	4-57-1	1-8-0	1-6-0	0-0-0
vs. Louisville	0-0-0	0-0-0	0-0-0	6-71-1	0-0-0	1-6-0	DNP	INJ	4-47-0	6-34-0	1-5-0	0-0-0	2-15-0
vs. Florida	0-0-0	1-7-0	1-2-1	5-24-0	1-9-0	0-0-0	0-0-0	INJ	0-0-0	3-28-0	0-0-0	1-8-0	1-15-0
vs. Alabama	0-0-0	3-12-0	0-0-0	3-57-1	1-2-0	0-0-0	0-0-0	3-26-0	6-63-0	1-8-0	0-0-0	0-0-0	0-0-0
at South Carolina	0-0-0	0-0-0	0-0-0	2-62-1	1-9-0	0-0-0	DNP	0-0-0	4-20-0	1-13-0	3-51-0	0-0-0	0-0-0
at Auburn	0-0-0	0-0-0	0-0-0	1-12-0	0-0-0	1-7-0	0-0-0	1-10-0	2-(-2)-0	2-30-0	1-10-0	1-8-0	0-0-0
vs. ULM	1-4-0	0-0-0	0-0-0	4-27-0	2-26-1	0-0-0	1-8-0	1-16-0	0-0-0	2-42-0	2-22-0	0-0-0	0-0-0
vs. MSU	0-0-0	0-0-0	0-0-0	2-32-0	0-0-0	2-15-0	2-31-0	0-0-0	2-7-0	2-31-0	1-3-0	0-0-0	0-0-0
vs. EKU	3-31-0	1-6-0	0-0-0	INJ	0-0-0	1-10-0	4-41-0	0-0-0	INJ	7-56-1	4-33-0	0-0-0	2-19-0
at Vanderbilt	0-0-0	0-0-0	0-0-0	2-3-0	0-0-0	INJ	2-41-0	DNP	2-6-0	0-0-0	0-0-0	0-0-0	0-0-0

GAME-BY-GAME PASSING

(Cmp-Att-Int-Yds-TD)	R. Cobb	Fidler	Hartline	Newton
at Miami	0-0-0-0-0	2-3-0-21-0	18-27-0-222-2	DNP
vs. Louisville	0-0-0-0-0	DNP	20-27-1-178-1	DNP
vs. Florida	0-1-0-0-0	1-2-0-8-0	13-28-2-85-1	DNP
vs. Alabama	0-1-0-0-0	DNP	17-31-3-168-1	DNP
at South Carolina	0-0-0-0-0	2-8-0-16-0	9-14-0-139-1	DNP
at Auburn	0-0-0-0-0	4-9-0-36-0	INJ	5-13-0-39-0
vs. ULM	2-4-0-46-0	8-13-1-82-1	INJ	3-6-1-17-0
vs. MSU	0-1-0-0-0	DNP	INJ	11-18-1-119-0
vs. EKU	INJ	3-6-0-23-0	INJ	20-29-0-187-2
at Vanderbilt	0-0-0-0-0	DNP	2-6-1-10-0	4-7-1-40-0

2009 GAME-BY-GAME STATISTICS

GAME-BY-GAME FIELD GOALS			GAME-BY-GAME PUNTING	
FG Made (Miss)	Seiber	Tydlacka	(No-Avg-Within 20)	Tydlacka
at Miami	(43)	-	at Miami	4-44.5-1
vs. Louisville	26	-	vs. Louisville	3-34.3-0
vs. Florida	-	-	vs. Florida	8-40.2-2
vs. Alabama	49, 49	-	vs. Alabama	3-38.7-2
at South Carolina	36, 35	-	at South Carolina	6-34.5-1
at Auburn	(38), (49)	-	at Auburn	6-41.0-4
vs. ULM	-	-	vs. ULM	4-42.8-2
vs. MSU	38	-	vs. MSU	4-42.5-3
vs. EKU	22, (32)	-	vs. EKU	2-38.0-0
at Vanderbilt	36	-	at Vanderbilt	5-45.2-1

GAME-BY-GAME DEFENSIVE STATISTICS

DEFENSIVE LINE

(Tackles, Tackles-for-Loss, Sacks)

Game	C. Burden	Crawford	Evans	Lumpkin	McCord	Peters	Ukwu	Wyndham
at Miami	0-0-0	1-0-0	2-0-0	0-0-0	3-0-0	2-0-0	0-0-0	1-1-1
vs. Louisville	0-0-0	0-0-0	5-2-2	2-0-0	0-0-0	5-1-0	3-0-0	2-0.5-0
vs. Florida	0-0-0	2-0-0	1-0-0	0-0-0	0-0-0	3-0.5-0.5	3-0.5-0.5	1-1-1
vs. Alabama	5-0.5-0	2-0-0	3-1-1	4-0-0	0-0-0	3-0-0	1-0-0	3-0-0
at South Carolina	2-0-0	0-0-0	3-0-0	2-1-0	3-0-0	7-3.5-2.5	0-0-0	2-0-0
at Auburn	0-0-0	1-0-0	0-0-0	3-0-0	0-0-0	5-1.5-0	0-0-0	1-0-0
vs. ULM	1-0-0	2-0-0	5-3-0	2-0-0	1-0-0	3-1-1	3-1-0	2-0-0
vs. MSU	0-0-0	0-0-0	3-0.5-0	3-0-0	0-0-0	4-0-0	0-0-0	6-2.5-0
vs. EKU	0-0-0	1-0-0	3-3-1	3-0.5-0	3-1-0	2-0-0	0-0-0	0-0-0
at Vanderbilt	0-0-0	0-0-0	3-1-1	2-0-0	2-0-0	5-1.5-0	1-0-0	3-0.5-0

LINEBACKERS

(Tackles, Tackles-for-Loss, Sacks, Pass Breakups)

Game	Dufrene	M. Johnson	W. Johnson	Maxwell	Sneed	Trevathan	R. Wilson
at Miami	0-0-0-0	4-0-0-1	0-0-0-0	2-0-0-1	2-0-0-1	5-1-0-0	1-0-0-0
vs. Louisville	2-0-0-0	12-1-1-0	0-0-0-0	7-1-0-1	1-0-0-0	6-0.5-0-0	DNP
vs. Florida	1-0-0-0	9-1-0-0	1-0-0-0	6-1-0-1	3-0-0-0	2-0-0-0	0-0-0-0
vs. Alabama	0-0-0-0	10-1.5-0-0	0-0-0-0	4-0-0-1	1-0-0-0	10-0-0-0	0-0-0-0
at South Carolina	0-0-0-0	3-0-0-1	0-0-0-0	7-0.5-0.5-1	0-0-0-0	2-0-0-0	0-0-0-0
at Auburn	0-0-0-0	14-1-0-0	0-0-0-0	10-0-0-0	0-0-0-0	14-0.5-0-0	0-0-0-0
vs. ULM	0-0-0-0	3-0-0-0	2-1-0-0	6-1-0-2	2-0-0-0	8-0-0-0	0-0-0-0
vs. MSU	0-0-0-0	11-0-0-0	0-0-0-0	8-0-0-0	0-0-0-0	8-1-0-0	0-0-0-0
vs. EKU	2-1-0-0	2-0-0-0	2-0.5-0-0	3-0-0-0	1-0-0-0	3-0-0-0	0-0-0-0
at Vanderbilt	0-0-0-0	6-0-0-0	0-0-0-0	9-1-1-0	2-0-0-0	5-1-0-0	0-0-0-0

DEFENSIVE BACKS

(Tackles, Pass Breakups, Int.)

Game	R. Burden	A. Cobb	Guy	Harrison	Lentz	Lindley	Neloms	Rice	T. Smith	P. Warford
at Miami	3-0-0	0-0-0	7-0-0	5-0-1	3-1-0	3-3-1	2-0-0	DNP	2-0-0	4-1-0
vs. Louisville	5-1-0	1-0-0	11-1-0	6-0-0	0-0-0	4-1-0	0-0-0	DNP	2-0-0	1-0-0
vs. Florida	3-1-0	1-0-0	6-0-0	11-0-0	4-0-0	3-0-0	1-0-0	1-0-0	2-0-0	0-0-0
vs. Alabama	2-0-0	DNP	5-1-0	7-0-0	3-0-0	3-0-0	4-0-0	0-0-0	0-0-0	INJ
at South Carolina	1-1-0	DNP	6-0-0	5-0-0	3-0-0	INJ	2-0-0	2-0-0	3-0-0	INJ
at Auburn	4-2-0	0-0-0	5-2-0	4-1-1	2-0-0	INJ	ILL	DNP	0-0-0	6-3-0
vs. ULM	4-2-1	2-0-1	2-0-0	4-1-0	3-0-1	INJ	2-0-0	0-0-0	2-0-0	4-1-0
vs. MSU	3-0-1	1-0-0	4-0-0	8-0-0	1-0-0	INJ	0-0-0	0-0-0	3-0-0	7-0-0
vs. EKU	1-0-0	0-0-0	3-0-0	5-0-0	INJ	2-1-0	1-1-0	2-0-1	6-0-0	0-0-0
at Vanderbilt	2-0-0	5-0-0	2-1-0	2-1-1	1-0-0	3-1-0	0-0-0	DNP	0-0-0	3-0-0

WILDCATS ON THE RECORD LISTS

UK CAREER

MOST INTERCEPTIONS

- 14 Darryl Bishop (376 yards), 1971-73
- 11 Wilbur Jamerson (310 yards), 1947-50
- 11 Tony Mayes (74 yards), 1983-86
- 10 Marcus McClinton (55 yards), 2004-08
- 10 Larry Carter (176 yards), 1977-79
- 10 Buzz Burnam (57 yards), 1970-72
- 10 **Trevar Lindley (113 yards), 2006-present**

MOST POINTS SCORED, CAREER

- 288 **Lones Seiber (46fg/150 pat), 2006-present**
- 246 Joey Worley (57fg/75pat), 1984-87
- 232 Seth Hanson (35fg/127pat), 1997-98, 2000-01
- 226 Taylor Begley (36fg/118pat), 2002-05
- 192 Craig Yeast (32td), 1995-1998

MOST POINTS SCORED BY KICKER, CAREER

- 288 **Lones Seiber (46fg/150pat), 2006-present**
- 246 Joey Worley (57fg/75pat), 1984-87
- 232 Seth Hanson (35fg/127pat), 1997-98, 2000-01
- 226 Taylor Begley (36fg/118pat), 2002-05

MOST PATS MADE BY KICKING

- 150 **Lones Seiber (157 att.), 2006-present**
- 127 Seth Hanson (135 att.), 1997-98, 2000-01
- 118 Taylor Begley (125 att.), 2002-05

MOST PATS ATTEMPTED BY KICKING

- 157 **Lones Seiber (150 made), 2006-present**
- 135 Seth Hanson (127 made), 1997-98, 2000-01
- 125 Taylor Begley (118 made), 2002-05

MOST FIELD GOALS MADE

- 57 Joey Worley (85 att.), 1984-87
- 46 **Lones Seiber (75 att.), 2006-present**
- 36 Taylor Begley (53 att.), 2002-05
- 35 Seth Hanson (48 att.), 1997-98, 2000-01
- 34 Doug Pelfrey (52 att.), 1990-92
- 29 Ken Willis (41 att.), 1987-89

MOST FIELD GOALS ATTEMPTED

- 85 Joey Worley (57 made), 1984-87
- 75 **Lones Seiber (46 made), 2006-present**
- 55 John Pierce (24 made), 1974-76
- 53 Taylor Begley (36 made), 2002-05
- 52 Doug Pelfrey (34 made), 1990-92

MOST PASS BREAKUPS

- 40 **Trevar Lindley, 2006-present**
- 27 Antoine Huffman, 2002-05
- 25 Leonard Burrell, 2000-03
- 25 Eric Kelly, 1997-2000
- 25 Van Hiles, 1993-96

SEC CAREER

MOST PASS BREAKUPS

- 49 Corey Webster, LSU 2001-04
- 47 John Mangum, Alabama 1985-88
- 44 Chevis Jackson, LSU 2004-07
- 42 Anthone Lott, Florida 1993-96
- 40 LaRon Landry, LSU 2003-06
- 40 Carlos Rogers, Auburn 2001-04
- 40 **Trevar Lindley, Kentucky 2006-present**
- 39 Larry Kennedy, Florida 1991-94
- 36 Sheldon Brown, South Carolina 1998-2001
- 36 Robert Davis, Vanderbilt 1990-93

PAT KICKS MADE

- 201 Colt David, LSU (204 atts.) 2005-09
- 188 Jeff Hall, UT (194 atts.) 1995-98
- 167 Jeff Chandler, UF (180 atts.) 1997-2001
- 162 John Vaughn, AU (163 atts.) 2003-06
- 161 John Becksvoort, UT (161 atts.) 1991-94
- 160 Bart Edmiston, UF (164 atts.) 1992-96
- 150 **Lones Seiber, UK (157 atts.) 2006-present**
- 148 Billy Bennett, UGA (151 atts.) 2000-03
- 148 James Wilhoit, UT (151 atts.) 2003-06
- 135 Van Tiffin, UA (135 atts.) 1983-86
- 133 Bill Davis, UA (143 atts.) 1971-73
- 133 Alex Walls, UT (137 atts.) 1999-2002

2009 SCORING DRIVE ANALYSIS

KENTUCKY GAME-BY-GAME SCORING DRIVES

Game	Plays/Yards	Time (Poss.)	Qtr./Clock	Res.	Scoring Play
Miami	4/47	1:18	2/11:28	TD	R. Cobb 27 yd TD reception
Miami	7/58	2:37	2/6:50	TD	Locke 16 yd TD run
Miami	6/71	2:46	2/1:55	TD	Matthews 21 yd TD reception
Miami	8/80	3:30	3/11:30	TD	R. Cobb 11 yd TD run
Miami	12/80	5:32	4/13:58	TD	Allen 9 yd TD run
UL	11/57	5:26	1/9:34	FG	Seiber 26 yd FG
UL	10/85	5:36	2/2:47	TD	Conner 2 yd TD run
UL	12/73	5:15	4/8:55	TD	Locke 2 yd TD run
UL	3/24	1:03	4/4:28	TD	R. Cobb 12 yd TD reception
UF	14/58	6:26	2/2:44	TD	Bogue 2 yd TD reception
UA	10/36	4:36	1/6:32	FG	Seiber 49 yd FG
UA	14/38	5:28	1/0:00	FG	Seiber 49 yd FG
UA	3/55	0:34	3/9:36	TD	R. Cobb 45 yd TD reception
UA	16/65	5:47	4/12:52	TD	Smith 2 yd TD run
USC	14/54	6:32	1/4:43	FG	Seiber 36 yd FG
USC	5/59	0:48	2/14:34	TD	Locke 11 yd TD run
USC	8/82	4:00	2/9:06	TD	R. Cobb 7 yd TD reception
USC	4/(-2)	1:12	3/1:24	FG	Seiber 35 yd FG
USC	8/70	3:48	4/4:34	TD	R. Cobb 2 yd TD run
UA	6/53	2:29	2/9:02	TD	Newton 4 yd TD run
UA	12/75	4:57	4/6:29	TD	Fidler 2 yd TD run
UA	5/68	1:51	4/3:17	TD	R. Cobb 4 yd TD run
ULM	6/54	2:17	1/11:04	TD	Conner 1 yd TD run
ULM	8/63	3:46	2/11:00	TD	R. Cobb 11 yd TD run
ULM	4/83	1:41	2/3:09	TD	Conner 25 yd TD reception
MSU	7/59	2:49	1/1:28	TD	Locke 10 yd TD run
MSU	8/41	4:05	1/1:28	TD	Newton 11 yd TD run
MSU	2/6	0:12	2/00:00	FG	Seiber 38 yd FG
MSU	8/65	3:54	3/7:49	TD	R. Cobb 3 yd TD run
EKU	9/35	3:39	1/4:31	TD	Allen 1 yd TD run
EKU	14/65	6:00	2/6:06	FG	Seiber 22 yd FG
EKU	6/55	1:45	2/0:41	TD	Smith 1 yd TD run
EKU	9/50	3:42	3/2:28	TD	Grinter 14 yd TD reception
EKU	1/18	0:06	3/1:24	TD	Matthews 18 yd TD reception
EKU	1/79	0:14	4/7:05	TD	Russell 79 yd TD run
VU	4/84	1:33	1/8:00	TD	R. Cobb 21 yd TD run
VU	10/62	3:51	2/6:16	FG	Seiber 36 yd FG
VU	10/75	4:46	3/10:14	TD	R. Cobb 3 yd TD run
VU	8/72	4:32	4/5:08	TD	Locke 14 yd TD run

GAME-OPENING DRIVES

Game	UK		Opponent	
	Res/Pts	Yds.	Res/Pts	Yds.
Miami	Punt/0	29	Punt/0	1
UL	FG/3	57	TD/7	79
Florida	Punt/0	(-15)	FG/3	67
Alabama	Int/0	12	TD/7	37
USC	FG/3	54	Punt/0	31
Auburn	MFG/0	60	Punt/0	30
ULM	TD/7	54	Punt/0	(-2)
MSU	Punt/0	7	Punt/0	37
EKU	Downs/0	61	Punt/0	(-6)
Vandy	Punt/0	5	Punt/0	(-11)
Georgia				
UT				
Totals/apg	13/1.3	319/32.4	17/1.7	274/26.3

2ND HALF-OPENING DRIVES

Game	UK		Opponent	
	Res/Pts	Yds.	Res/Pts	Yds.
Miami	TD/7	80	Punt/0	(-2)
UL	Fumble/0	0	FG/3	29
Florida	Punt/0	(-9)	Punt/0	10
Alabama	Int/0	3	TD/7	38
USC	Punt/0	(-2)	Punt/0	16
Auburn	Punt/0	15	Downs/0	67
ULM	Punt/0	18	MFG/0	74
MSU	Fumble/0	11	TD/7	47
EKU	MFG/0	50	Punt/0	9
Vandy	TD/7	75	Punt/0	(-1)
Georgia				
UT				
Total/apg	14/1.4	241/24.1	17/1.7	288/28.7

GAME-BY-GAME UK DRIVES

Game	Total Drives	TD	FG	MFG	P	TO	4DN
Miami	13	5	0	1	4	1	1
UL	10	3	1	0	3	2	0
Florida	14	1	0	0	9	3	1
Alabama	13	2	2	0	3	4	0
USC	12	3	2	0	6	1	2
Auburn	13	3	0	2	6	0	2
ULM	11	3	0	0	4	3	2
MSU	12	3	1	0	4	4	2
EKU	12	5	1	1	2	1	2
Vandy							
Georgia							
UT							
Totals	110	28	7	4	41	19	12

KENTUCKY TOUCHDOWN DRIVE ANALYSIS

Yds.	TD	Drive	Poss. Time	TDs	Plays	TDs
1-9	15	-	00:00-00:59	3	1	2
10-19	10	1	01:00-01:59	7	2	-
20-29	4	1	02:00-02:59	5	3	2
30-39	-	1	03:00-03:59	6	4	3
40-49	1	2	04:00-04:59	5	5	2
50-59	-	9	05:00-05:59	4	6	4
60-69	-	4	06:00-06:59	1	7	2
70-79	1	7	07:00-07:59	-	8	7
80-89	-	6	08:00-08:59	-	9	2
90-99	-	-	09:00-09:59	-	10	2
	-	-	10:00-10:59	-	11	-
	-	-	11:00-11:59	-	12	3
	-	-	12:00-12:59	-	13	-
	-	-	13:00-13:59	-	14	1
	-	-	14:00-14:59	-	15	-
	-	-	15:00 - +	-	16	1
Total	31	31				

2009 KENTUCKY FOOTBALL DEPTH CHART

(as of Sun. Nov. 15)

OFFENSE

TE	86 Ross Bogue, 6-5, 244, Sr-3L or 40 Maurice Grinter, 6-3, 253, Sr-3L 42 Nick Melillo, 6-2, 225, So-Tr 80 T.C. Drake, 6-6, 242, Sr-3L (injured)
LT	72 Zipp Duncan, 6-5, 291, Sr-3L 52 Billy Joe Murphy, 6-6, 298, So-1L
LG	78 Christian Johnson, 6-4, 330, Sr-3L 74 Trevino Woods, 6-5, 274, Fr-RS 58 Sean Stackhouse, 6-4, 266, Fr-RS
C	61 Jorge Gonzalez, 6-3, 300, Sr-3L 69 Matt Smith, 6-4, 280, Fr-RS 56 Sam Simpson, 6-4, 280, Fr-HS
RG	70 Stuart Hines, 6-4, 295, So-1L 67 Larry Warford, 6-3, 349, Fr-HS 64 Osaze Idumwonyi, 6-1, 291, Fr-RS
RT	76 Justin Jeffries, 6-6, 320, Sr-3L or 75 Brad Durham, 6-4, 310, Jr-2L 59 Dave Ulinski, 6-5, 305, Fr-RS
WR	8 Chris Matthews, 6-5, 210, Jr-JC 85 Gene McCaskill, 6-0, 182, So-1L 16 La'Rod King, 6-4, 190, Fr-HS
WR	18 Randall Cobb, 5-11, 188, So-1L 81 Kyrus Lanxter, 6-2, 205, Jr-2L 3 Matt Roark, 6-6, 209, So-1L 13 Eric Adeyemi, 6-0, 170, So-1L
QB	12 Morgan Newton, 6-4, 217, Fr-HS 1 Will Fidler, 6-4, 229, Jr-Sq 7 Ryan Mossakowski, 6-4, 208, Fr-HS 5 Mike Hartline, 6-6, 206, Jr-2L (injured)
FB	38 John Conner, 5-11, 240, Sr-3L 47 A.J. Nance, 5-11, 256, Sr-3L 43 Stephen Ball, 5-10, 229, Jr-Sq 41 Brian Murphy, 6-0, 216, So-Sq
TB	20 Derrick Locke, 5-9, 190, Jr-2L 29 Alfonso Smith, 6-1, 208, Sr-3L 30 Moncell Allen, 5-7, 225, Jr-2L 26 CoShik Williams, 5-9, 180, Fr-RS

SPECIALISTS

SNAP	65 J.J. Helton, 6-3, 226, Jr-2L 59 Jon Thomas, 5-10, 225, So-Sq
P	9 Ryan Tydlacka, 6-1, 202, So-1L 36 Lones Seiber, 5-9, 190, Sr-3L
HOL	18 Randall Cobb, 5-11, 188, So-1L 15 Tyler Sargent, 6-4, 208, So-Sq

KO	93 Craig McIntosh, 6-0, 189, Fr-RS 36 Lones Seiber, 5-9, 190, Sr-3L
PAT/FG	36 Lones Seiber, 5-9, 190, Sr-3L 9 Ryan Tydlacka, 6-1, 202, So-1L
KOR	20 Derrick Locke, 5-9, 190, Jr-2L 18 Randall Cobb, 5-11, 188, So-1L 21 Winston Guy, 6-1, 208, So-1L 29 Alfonso Smith, 6-1, 208, Sr-3L
PR	18 Randall Cobb, 5-11, 188, So-1L or 85 Gene McCaskill, 6-0, 182, So-1L

DEFENSE

DE	94 Taylor Wyndham, 6-4, 230, Fr-RS 66 Chandler Burden, 6-4, 296, So-1L 95 Patrick Ligon, 6-4, 250, Fr-HS
DT	53 Ricky Lumpkin, 6-4, 294, Jr-2L 98 Mark Crawford, 6-1, 297, So-JC 68 Luke McDermott, 6-1, 260, So-Sq
DT	91 Corey Peters, 6-3, 295, Sr-3L 92 Shane McCord, 6-2, 282, Jr-2L 97 Mister Cobble, 6-0, 290, Fr-HS
DE	55 DeQuin Evans, 6-3, 260, Jr-JC 96 Collins Ukwu, 6-5, 251, Fr-RS 62 Greg Meisner, 6-1, 238, So-Sq
SLB	50 Sam Maxwell, 6-3, 248, Sr-3L 57 Jacob Dufrene, 6-1, 220, Jr-2L 48 Ridge Wilson, 6-3, 207, Fr-HS
MLB	4 Micah Johnson, 6-2, 258, Sr-3L 46 Ronnie Sneed, 6-2, 230, So-1L 43 Mikhail Mabry, 6-2, 248, Sr-3L
WLB	22 Danny Trevathan, 6-1, 220, So-1L 39 William Johnson, 6-2, 205, Fr-RS 54 Brandon Thurmond, 6-2, 226, Jr-Sq
CB	34 Paul Warford, 5-10, 200, Jr-2L 15 Martavius Neloms, 6-1, 180, Fr-HS 40 Daryl Faulkner, 5-9, 181, Jr-Sq
SS	33 Calvin Harrison, 6-1, 211, Sr-3L 10 Matt Lentz, 6-3, 218, So-1L 11 Greg Wilson, 6-1, 209, So-1L
FS	21 Winston Guy, 6-1, 208, So-1L 27 Ashton Cobb, 6-0, 215, Sr-3L 6 Taiedo Smith, 6-0, 185, So-1L
CB	32 Trevard Lindley, 6-0, 179, Sr-3L 24 Randall Burden, 6-0, 170, So-1L 35 Cartier Rice, 5-10, 185, Fr-RS 14 Anthony Mosley, 6-0, 170, So-Sq

WHEN WAS THE LAST TIME

KENTUCKY

Scored 40 points: 42 vs. Miami, Sept. 5, 2009
Scored 50 points: 50 vs. Tennessee, Nov. 24, 2007
Shut Out an Opponent: vs. Miami (42-0), Sept. 5, 2009
Shut Out an Opponent in the 2nd half: vs. Vanderbilt (14-0), Nov. 14, 2009
Scored on first series: touchdown vs. ULM, Oct. 24, 2009
Scored a TD on first series: vs. ULM, Oct. 24, 2009
Had 25 First Downs: 27 vs. Eastern Kentucky, Nov. 7, 2009
Had 30 First Downs: 37 vs. Tennessee, Nov. 24, 2007
Had 250 yards rushing: 308 vs. Vanderbilt, Nov. 14, 2009
Had 300 yards rushing: 308 vs. Vanderbilt, Nov. 14, 2009
Had below 50 yards rushing: 35 vs. Alabama, Oct. 4, 2008
Had 300 yards passing: 358 vs. Florida State, Dec. 31, 2007
Had 400 yards passing: 430 vs. Tennessee, Nov. 24, 2007
Had below 50 yards passing: 43 vs. Florida, Sept. 28, 1996
Had 500 yards total offense: 501 vs. Florida State, Dec. 31, 2007
Had below 200 yards total offense: 179 vs. Florida, Sept. 26, 2009
Held opp. below 100 yards rushing: 82 vs. Vanderbilt, Nov. 14, 2009
Held opp. below 50 yards rushing: 43 vs. Miss. State, Nov. 1, 2008
Held opp. below 100 yards passing: 95 vs. Auburn, Oct. 17, 2009
Held opp. below 50 yards passing: 15 vs. Western Kentucky, Sept. 27, 2008
Held opponent below 200 yards total offense: 199 vs. Vanderbilt, Nov. 14, 2009
Recorded a safety: vs. ULM, Oct. 24, 2009
Recorded zero penalties: vs. Auburn, Oct. 17, 2009
Had a player with 30 rush attempts: 31 by Artose Pinner vs. Vanderbilt, Nov. 16, 2002
Had a player rush for 100 yards: 144 by Derrick Locke vs. Vanderbilt, Nov. 14, 2009
Had a player rush for 200 yards: 224 by Artose Pinner vs. Vanderbilt, Nov. 16, 2002
Had 2 players rush for 100 yards: Derrick Locke (126) and Randall Cobb (109) vs. Auburn, Oct. 17, 2009
Had a player with 3 rushing touchdowns: 3 by Randall Cobb vs. Georgia Nov. 8, 2008
Had a player with 50 pass attempts: 50 by André Woodson, vs. Florida State, Dec. 31, 2007
Had a player with 30 pass completions: 32 by André Woodson vs. Florida State, Dec. 31, 2007
Had a player with 300 passing yards: 358 by André Woodson vs. Florida State, Dec. 31, 2007
Had 2 players pass for 100 yards: Jared Lorenzen (146) and Shane Boyd (140) vs. LSU, Oct. 13, 2001
Had a player with 3 touchdown passes: 3 by Mike Hartline vs. Arkansas, Oct. 18, 2008
Had a player with 10 pass receptions: 12 by Dicky Lyons Jr. vs. Middle Tennessee, Sept. 13, 2008
Had a player with 100 yards receiving: 108 by Alfonso Smith vs. Arkansas, Oct. 18, 2008
Had 2 players with 100 yards receiving: 108 by Rafael Little and 104 by Jacob Tamme vs. Tennessee, Nov. 24, 2007
Had a player with 3 touchdown receptions: 3 by Dicky Lyons, Jr. vs. Florida, Oct. 20, 2007
Had a player with 100 rushing and 100 receiving yards in the same game: Rafael Little (132 rushing, 114 receiving) vs. Vanderbilt, Nov. 11, 2006
Had a player score a TD by rushing and receiving in the same game: Randall Cobb vs. South Carolina, Oct. 10, 2009
Had a player throw a TD pass and score a rushing and receiving TD in the same game: Shane Boyd vs. Ohio, Oct. 18, 2003
Had a player return a kickoff for a TD: Derrick Locke (100 yards) vs. Louisville, Sept. 19, 2009
Had a player return a punt for a TD: Randall Cobb (73 yards)

vs. ULM, Oct. 24, 2009
Had a player return an interception for a TD: Randall Burden (50 yards) vs. ULM, Oct. 24, 2009
Had a player recover/return a fumble for a TD: Ventrell Jenkins (56 yards) vs. East Carolina, Jan. 2, 2009
Had two defensive TDs in the same game: Ashton Cobb (28 yards) and Myron Pryor (72 yards) vs. Louisville, Aug. 31, 2008
Had a player block a punt: Danny Trevathan vs. Georgia, Nov. 8, 2008
Had a player block a field goal: Myron Pryor vs. Vanderbilt, Nov. 15, 2008
Had a player block a PAT: Matt Roark vs. Eastern Kentucky, Nov. 7, 2009
Had a player return a blocked FG for a TD: David Jones (57 yards) vs. Vanderbilt, Nov. 15, 2008
Had a field goal of 50 yards or more: Ryan Tydlacka (51 yards) vs. South Carolina, Oct. 11, 2008
Played an overtime game: Nov. 24, 2007 vs. Tennessee (4OT) - (L, 52-50)
Won an overtime game: Oct. 13, 2007 vs. LSU (3OT) - (W, 43-37)

OPPONENTS

Scored 40 points: 41 by Florida, Sept. 26, 2009
Scored 50 points: 63 by Florida, Oct. 25, 2008
Shut Out Kentucky: 0-49 by LSU, Oct. 14, 2006
Rushed for 300 yards: 348 by Mississippi State, Oct. 31, 2009
Passed for 300 yards: 376 by Georgia, Nov. 8, 2008
Had 500 yards of total offense: 520 by Georgia, Nov. 8, 2008
Recorded a safety: Louisville, Aug. 31, 2008
Blocked a Kentucky punt: Florida, Sept. 26, 2009
Blocked a Kentucky field goal: Auburn, Oct. 17, 2009
Blocked a Kentucky PAT: Eastern Kentucky, Nov. 7, 2009
Had a player with 30 rush attempts: 33, Anthony Dixon (Mississippi State), Oct. 31, 2009
Had a player with 100 yards rushing: 252 by Anthony Dixon (Mississippi State), Oct. 31, 2009
Had a player with 200 yards rushing: 252 by Anthony Dixon (Mississippi State), Oct. 31, 2009
Had two players with 100 yards rushing: 173 by Darren McFadden and 133 by Felix Jones (Arkansas), Sept. 22, 2007
Had a player with 40 pass attempts: 44, Cody Wells (ULM), Oct. 24, 2009
Had a player with 20 pass completions: 21, Cody Wells (ULM), Oct. 24, 2009
Had a player with 300 yards passing: 376, Matthew Stafford (Georgia), Nov. 8, 2008
Had two players with 100 yards passing: 169 by Stephen Garcia and 105 by Chris Smelley (South Carolina), Oct. 11, 2008
Had a player with 10 pass receptions: 13, Harry Douglas (Louisville), Sept. 15, 2007
Had a player with 100 yards receiving: 121, by LaGregory Sapp (ULM), Oct. 24, 2009
Had two players with 100 yards receiving: 120, Davon Drew and 112, Darryl Freeney (East Carolina), Jan. 2, 2009
Had a player return a kickoff for a TD: Felix Jones (Arkansas), 82 yards, Sept. 22, 2007
Had a player return a blocked FG for a TD: Neiko Thorpe (69 yards) vs. Auburn, Oct. 17, 2009
Had a player return a blocked punt for a TD: Chris Rainey (23 yards) vs. Florida, Sept. 26, 2009
Had a player return an interception for a TD: Ahmad Black (Florida), 40 yards, Oct. 25, 2008
Had a player return a fumble for a TD: Courtney Upshaw (Alabama), 45 yards, Oct. 3, 2009

DEFENSIVE BACKS

24 Randall Burden Cornerback, 6-0, 170, So.

2009: Has started every game this season as a cornerback or nickelback ... Tied for the team lead in pass breakups with seven ... Ranks in a tie for ninth in the SEC in total passes defended at an average of 0.90 per game ... Snared first career interception against ULM, returning it 50 yards for a touchdown ... Against the Warhawks, recorded second straight game with two PBUs ... Posted a career-high five tackles, including one for a loss and a pass breakup against Louisville... At Auburn broke up two passes to go along with four tackles.

Career: Shared an interception in the 2009 Blue/White Spring Game ... Made 30 career tackles ... In the AutoZone Liberty Bowl, broke up two passes and made a tackle ... Played in 22 career games with 10 starts.

2009

Opponent	Tackles	Int.-Y.	Tfl.-Y.	FC	FR	PBU
vs Miami (Ohio)	3	0	0	0	0	0
Louisville	5	0	0.5-2	0	0	1
Florida	3	0	0	0	0	1
Alabama	2	0	0	0	0	0
at South Carolina	1	0	0	0	0	1
at Auburn	4	0	0	0	0	2
ULM	4	1-50	0	0	0	2
Mississippi State	3	1-8	0	0	0	0
Eastern Kentucky	1	0	0	0	0	0
at Vanderbilt	2	0	0	0	0	0

Burden Career Statistics

Year	Position	G-GS	Tackles	Int.-Y.	Tfl.-Y.	FC	FR-Yds.	PBU
2008	CB	12-0	4	0	0	0	0	2
2009	CB	10-10	28	2-58	0.5-2	0	0	7
Totals		22-10	32	2-58	0.5-2	0	0	9

21 Winston Guy Free Safety, 6-1, 208, So.

2009: Made good on his first career start in the opener, leading the team with seven tackles against Miami, including a sack that resulted in a 7-yard loss ... Added a career-high 11 tackles, including one for a loss and his first career pass breakup, against Louisville ... Deflected a season-high two passes and made five tackles in win at Auburn.

Career: Became the team's primary kickoff returner following an injury to Derrick Locke last season ... Had 10 returns for a 29.1-yard average in 2008, including a 96-yard run back against Georgia that is the longest non-scoring kickoff return in school history ... Has 62 career tackles ... Played in 23 career games with nine starts.

2009

Opponent	Tackles	Int.-Y.	Tfl.-Y.	FC	FR	PBU
vs Miami (Ohio)	7	0	1-7	0	0	0
Louisville	11	0	0.5-2	0	0	1
Florida	6	0	0	0	0	0
Alabama	5	0	0	0	0	1
at South Carolina	6	0	0	0	0	0
at Auburn	5	0	0	0	0	2
ULM	2	0	0	0	0	0

Mississippi State	4	0	0	0	0	0
Eastern Kentucky	3	0	0	0	0	0
at Vanderbilt	2	0	0.5-1	0	0	1

Guy Career Statistics

Year	Position	G-GS	Tackles	Int.-Y.	Tfl.-Y.	FC	FR	PBU
2008	SS	13-0	11	0	0	0	0	0
2009	FS	10-9	51	0	2-10	0	0	5
Totals		23-9	62	0	2-10	0	0	5

33 Calvin Harrison Strong Safety, 6-1, 211, Sr.

2009: Enjoying the best season of his career ... Started every game at strong safety, with at least four tackles in every game ... Posted a career-high 11 tackles against Florida ... Jump-started UK with a 42-yard interception return in the second quarter of a scoreless game against Miami ... Added an interception and four tackles in win at Auburn ... Picked off third pass of the year at Vanderbilt to go with a pair of stops and a pass breakup.

Career: Recorded his second double-digit tackle career game against Florida ... Knocked down two passes and had a hand in five tackles in the AutoZone Liberty Bowl ... Has played in 45 games with 16 starts ... Has recorded 137 career tackles.

2009

Opponent	Tackles	Int.-Y.	Tfl.-Y.	FC	FR	PBU
vs Miami (Ohio)	5	1-42	0	0	0	0
Louisville	6	0	2-5	0	0	0
Florida	11	0	0	0	0	0
Alabama	7	0	0	0	0	0
at South Carolina	5	0	0	0	1-13	0
at Auburn	4	1-0	0	0	0	0
ULM	4	0	0	0	0	1
Mississippi State	8	0	0	0	0	0
Eastern Kentucky	5	0	0	0	0	0
at Vanderbilt	2	1-0	0	0	0	1

2008

Opponent	Tackles	Int.-Y.	Tfl.-Y.	FC	FR	PBU
at Louisville	2	0	0	0	0	0
Norfolk State	4	0	0	0	0	0
Middle Tennessee	0	0	0	0	0	0
Western Kentucky	1	0	0	0	0	0
at Alabama	7	0	0.5-0	0	0	0
South Carolina	DNP					
Arkansas	1	0	0	1	0	0
at Florida	3	0	0	0	0	0
at Mississippi State	1	0	0	0	0	0
Georgia	0	0	0	0	0	0
Vanderbilt	1	0	0	0	0	0
at Tennessee	7	0	0	0	0	0
vs East Carolina	5	0	0.5-0	0	0	2

2007

Opponent	Tackles	Int.-Y.	Tfl.-Y.	FC	FR	PBU
Eastern Kentucky	1	0	0	0	0	0
Kent State	5	1-0	0	0	0	0
Louisville	3	0	0	0	0	0
at Arkansas	2	0	0	0	0	0
Florida Atlantic	2	0	0	0	0	0

2009 KENTUCKY FOOTBALL BIOS

at South Carolina	0	0	0	0	0	0
LSU	4	0	0	0	0	0
Florida	0	0	0	0	0	0
Mississippi State	2	0	0	0	0	0
at Vanderbilt	10	0	1-4	0	0	0
at Georgia	5	0	0	0	0	0
Tennessee	7	0	1-6	0	0	0
vs Florida State	0	0	0	0	0	0

Harrison Career Statistics

Year	Position	G-GS	Tackles	Int-Y.	Tfl-Y.	FC	FR	PBU
2006	FS	10-0	7	0	0	0	0	0
2007	FS	13-4	41	1-0	2-10	0	0	1
2008	FS	12-2	32	0	1-0	1	0	2
2009	SS	10-10	57	3-42	2-5	0	1-13	2
Totals		45-16	137	4-42	5-15	1	1-13	5

10 Matt Lentz

Free Safety, 6-3, 218, So.

2009: Against ULM, recorded second career interception returning the ball 23 yards and added three tackles ... Notched a season-high four tackles against Florida in his first start of the year ... Broke up a pass and posted three tackles against Miami.

Career: Became a part-time starter at strong safety in 2008 after coming to UK as a quarterback ... Has appeared in 22 games with six starts ... Recorded 44 career tackles ... Picked off a pass in the 2008 season opener at Louisville ... Made a career-high seven tackles against Arkansas in 2008.

2009

Opponent	Tackles	Int-Y.	Tfl-Y.	FC	FR	PBU
vs Miami (Ohio)	3	0	0	0	0	1
Louisville	0	0	0	0	0	0
Florida	4	0	0	0	0	0
Alabama	3	0	0	0	0	0
at South Carolina	3	0	0	0	0	0
at Auburn	2	0	0	0	0	0
ULM	3	1-23	0	0	0	0
Mississippi State	1	0	0	0	0	0
Eastern Kentucky	INJ					
at Vanderbilt	1	0	0	0	0	0

2008

Opponent	Tackles	Int-Y.	Tfl-Y.	FC	FR	PBU
at Louisville	0	1-0	0	0	0	0
Norfolk State	1	0	0	0	0	0
Middle Tennessee	1	0	0	0	0	0
Western Kentucky	4	0	0	0	0	0
at Alabama	2	0	0	0	0	0
South Carolina	1	0	0	0	0	0
Arkansas	7	0	1-3	0	0	0
at Florida	2	0	0	0	0	1
at Mississippi State	0	0	0	0	0	0
Georgia	0	0	0	0	0	0
Vanderbilt	5	0	0	0	0	0
at Tennessee	0	0	0	0	0	0
vs East Carolina	1	0	0	0	0	0

Lentz Career Statistics

Year	Position	G-GS	Tackles	Int-Y.	Tfl-Y.	FC	FR	PBU
2008	SS	13-5	24	1-0	1-3	0	0	1
2009	FS	9-1	20	1-23	0	0	0	1
Totals		22-6	44	2-23	1-3	0	0	2

32 Trevard Lindley

Cornerback, 6-0, 179, Sr.

2009: Posted three tackles and a pass breakup at Vanderbilt ... The pass breakup against the Commodores moved him into a tie for fifth on the SEC career list with 40 ... Returned from ankle injury against ECU, posting two tackles and PBU after being sidelined four games by a sprained ankle incurred vs. Alabama ... Intercepted Miami QB Daniel Raudabaugh for a 25-yard return for a TD in the third quarter of the season opener to earn SEC Defensive Player of the Week honors ... It marked the second interception for a TD of his career and 10th interception as a Wildcat, tying him for 4th in UK history ... Has posted a defensive touchdown in each of the past three seasons ... Totaled three pass breakups against the RedHawks ... On the preseason watch list for the Bronko Nagurski Award as well as Chuck Bednarik Award for best defensive player ... Also on the watch list for the Jim Thorpe Award for nation's best defensive back ... First-team All-America selection on four preseason lists.

Career: Went through NFL evaluation process but chose to return to Kentucky for senior season ... Two-time All-America second team selection after junior season ... Missed his first career start against South Carolina due to a sprained ankle, breaking his string of starting 43 consecutive games at cornerback ended ... Has led the team in pass breakups in all three seasons ... Owns UK pass breakup record, tallying 40 in his career ... Has led the team in interceptions in back-to-back seasons, now ranks fourth in school history with 10 for his career ... Has totaled 175 career tackles ... Has started in all 45 games that he has seen action.

2009

Opponent	Tackles	Int-Y.	Tfl-Y.	FC	FR	PBU
vs Miami (Ohio)	3	1-25t	0	0	0	3
Louisville	4	0	0	0	0	1
Florida	3	0	0	0	0	0
Alabama	3	0	1-4	0	0	0
at South Carolina	INJ					
at Auburn	INJ					
ULM	INJ					
Mississippi State	INJ					
Eastern Kentucky	2	0	0	0	0	1
at Vanderbilt	3	0	0	0	0	1

2008

Opponent	Tackles	Int-Y.	Tfl-Y.	FC	FR	PBU
at Louisville	2	1-24	0	0	0	1
Norfolk State	6	1-0	0	0	0	1
Middle Tennessee	2	0	0	0	0	1
Western Kentucky	1	0	0	0	0	0
at Alabama	4	0	0	0	0	3
South Carolina	3	1-28t	0.5-1	0	0	1
Arkansas	3	0	0	0	1-0	1
at Florida	1	1-3	0	0	0	1
at Mississippi State	7	0	0-0	0	0	0
Georgia	1	0	0	0	0	0
Vanderbilt	6	0	0	0	0	2
at Tennessee	2	0	0	0	0	0

2009 KENTUCKY FOOTBALL BIOS

vs East Carolina 1 0 0 0 0 0

2007

Opponent	Tackles	Int.-Y.	Tfl.-Y.	FC	FR	PBU
Eastern Kentucky	2	0	0	0	0	0
Kent State	7	0	1-2	0	0	0
Louisville	4	1-33	0	0	0	0
at Arkansas	3	0	0	0	1-66t	0
Florida Atlantic	3	0	0	0	0	0
at South Carolina	6	0	0	1	0	1
LSU	7	1-0	1-1	0	0	2
Florida	7	0	0	0	0	1
Mississippi State	7	0	1-2	0	0	0
at Vanderbilt	6	0	0	0	0	0
at Georgia	2	0	0	0	0	2
Tennessee	8	1-0	0	0	0	2
vs Florida State	4	0	0	1	0	3

Lindley Career Statistics

Year	Position	G-GS	Tackles	Int.-Y.	Tfl.-Y.	FC	FR	PBU
2006	CB	13-13	52	2-0	0	0	2	12
2007	CB	13-13	66	3-33	3-5	2	1	11
2008	CB	13-13	39	4-55	0.5-1	0	0	11
2009	CB	6-6	18	1-25	1-4	0	0	6
Totals		45-45	175	10-113	4.5-10	2	3	40

15 Martavius Neloms Cornerback, 6-1, 180, Fr.

2009: Earned his first career start against South Carolina, posting two stops ... Made a career-high four tackles against Alabama ... Posted first career pass breakup against Eastern Kentucky and added a tackle.

High School: First-team all-state in Tennessee Class AAAA as a senior ... Led the state in interceptions with eight pickoffs, returning two for touchdowns ... Only began playing football during his junior year.

2009

Opponent	Tackles	Int.-Y.	Tfl.-Y.	FC	FR	PBU
Miami (Ohio)	2	0	0	0	0	0
Louisville	0	0	0	0	0	0
Florida	1	0	0	0	0	0
Alabama	4	0	0	0	0	0
at South Carolina	2	0	0	0	0	0
at Auburn	ILL					
ULM	2	0	0	0	0	0
Mississippi State	0	0	0	0	0	0
Eastern Kentucky	1	0	0	0	0	1
at Vanderbilt	0	0	0	0	0	0

Neloms Career Statistics

Year	Position	G-GS	Tackles	Int.-Y.	Tfl.-Y.	FC	FR	PBU
2009	CB	9-1	12	0	0	0	0	1

6 Taiedo Smith Free Safety, 6-0, 185, So.

2009: Started the ULM and Mississippi State games as a nickelback ... Led the team and recorded a career-high in tackles with six stops against Eastern Kentucky.

Career: Made four tackles last season including three stops and a PBU in the win at MSU ... Has played in 17 career games with three starts.

2009

Opponent	Tackles	Int.-Y.	Tfl.-Y.	FC	FR	PBU
vs Miami (Ohio)	2	0	0	0	0	0
Louisville	2	0	0	0	0	0
Florida	2	0	0	0	0	0
Alabama	0	0	0	0	0	0
at South Carolina	3	0	0	0	0	0
at Auburn	0	0	0	0	0	0
ULM	2	0	0	0	0	0
Mississippi State	3	0	0	0	0	0
Eastern Kentucky	6	0	0	0	0	0
at Vanderbilt	0	0	0	0	0	0

Smith Career Statistics

Year	Position	G-GS	Tackles	Int.-Y.	Tfl.-Y.	FC	FR	PBU
2008	FS	7-1	4	0	0	0	0	1
2009	FS	10-2	20	0	0	0	0	0
Totals		17-3	24	0	0	0	0	1

34 Paul Warford Cornerback, 5-10, 200, Jr.

2009: After missing two games because of a strained quadriceps muscle, played important role in win at Auburn with a season-high six tackles and a career-high-tying three pass breakups ... Tied his career-high with seven stops against MSU.

Career: Totaled 100 tackles in his career, with a career-high of seven three times ... Has two interceptions and 15 pass breakups as a Wildcat ... Red-shirted the 2008 season after starting 11 games as a sophomore in 2007 ... Has played in 32 games, with 22 starts.

2009

Opponent	Tackles	Int.-Y.	Tfl.-Y.	FC	FR	PBU
vs Miami (Ohio)	4	0	0	0	0	1
Louisville	1	0	0	0	0	0
Florida	0	0	0	0	0	0
Alabama	INJ					
at South Carolina	INJ					
at Auburn	6	0	0	0	0	3
ULM	4	0	0	0	0	1
Mississippi State	7	0	0	0	0	0
Eastern Kentucky	0	0	0	0	0	0
at Vanderbilt	3	0	0.5-7	0	0	0

2007

Opponent	Tackles	Int.-Y.	Tfl.-Y.	FC	FR	PBU
Eastern Kentucky	3	0	0	0	0	0
Kent State	1	0	0	0	0	3
Louisville	3	0	0	0	0	1
at Arkansas	3	1-6	1-4	0	0	0
Florida Atlantic	3	0	0	0	0	0
at South Carolina	4	0	0	0	0	1
LSU	7	0	0	0	0	0
Florida	INJ					
Mississippi State	INJ					
at Vanderbilt	6	0	0	0	0	0
at Georgia	3	0	0	0	0	2

2009 KENTUCKY FOOTBALL BIOS

Tennessee	3	1-0	0	0	0	0
vs Florida State	5	0	0	0	0	2

2006

Opponent	Tackles	Int.-Y.	Tfl.-Y.	FC	FR	PBU
at Louisville	2	0	0	0	0	0
Texas State	1	0	0	0	0	0
Ole Miss	1	0	0	0	0	0
at Florida	3	0	0	0	0	0
Central Michigan	3	0	0	1	0	0
South Carolina	0	0	0	0	0	0
at LSU	0	0	0	0	0	0
at Mississippi State	4	0	0	1	0	1
Georgia	3	0	0	0	0	0
Vanderbilt	7	0	0	0	0	0
UL-Monroe	4	0	0	0	0	0
at Tennessee	3	0	1-1	0	0	0
Clemson	3	0	0	0	1	0

Warford Career Statistics

Year	Position	G-GS	Tackles	Int.-Y.	Tfl.-Y.	FC	FR	PBU
2006	CB	13-3	34	0	1-1	2	1	1
2007	CB	11-11	41	2-6	1-4	0	0	9
2009	CB	8-8	25	0	0.5-7	0	0	5
Totals		32-22	100	2-6	2.5-12	2	1	15

DEFENSIVE LINE

66 Chandler Burden Defensive End, 6-4, 296, So.

2009: Posted a career-high five tackles against Alabama, including one for a loss ... Made his first start in the Blue and White against Miami in the opener ... Tallied two stops against USC in his second career start ... Charted first career pass breakup against Eastern Kentucky.

Career: Made two sacks in the 2009 Blue/White Spring Game ... Played on defensive line as true freshman ... Has played in 16 games with two starts.

2009

Opponent	Tackles	Sacks-Y.	Tfl.-Y.	FC	FR	PBU
vs Miami (Ohio)	0	0	0	0	0	0
Louisville	0	0	0	0	0	0
Florida	0	0	0	0	0	0
Alabama	5	0	0.5-1	0	0	0
at South Carolina	2	0	0	0	0	0
at Auburn	0	0	0	0	0	0
ULM	1	0	0	0	0	0
Mississippi State	0	0	0	0	0	0
Eastern Kentucky	0	0	0	0	0	1
at Vanderbilt	0	0	0	0	0	0

Burden Career Statistics

Year	Position	G-GS	Tackles	Sacks-Y.	Tfl.-Y.	FC	FR	PBU
2008	DE	6-0	0	0	0	0	0	0
2009	DE	10-2	8	0	0.5-1	0	0	1
Totals		16-2	8	0	0.5-1	0	0	1

98 Mark Crawford Defensive Tackle, 6-1, 297, So.

2009: Reserve DT has a total of nine tackles and two PBU's ... Had a season-high two tackles against Florida, Alabama and Mississippi State.

Career: Junior college transfer from Coffeyville (Kan.) Community College ... Named one of the nation's top 100 junior-college prospects; he enrolled in January and participated in spring practice ... In one season at Coffeyville, totaled 41 tackles with 8.5 for a loss and 6.5 sacks from the tackle position.

2009

Opponent	Tackles	Sacks-Y.	Tfl.-Y.	FC	FR	PBU
vs Miami (Ohio)	1	0	0	0	0	0
Louisville	0	0	0	0	0	0
Florida	2	0	0	0	0	1
Alabama	2	0	0	0	0	0
at South Carolina	0	0	0	0	0	0
at Auburn	1	0	0	0	0	0
ULM	2	0	0	0	0	0
Eastern Kentucky	1	0	0	0	0	1
at Vanderbilt	0	0	0	0	0	0

Crawford Career Statistics

Year	Position	G-GS	Tackles	Sacks-Y.	Tfl.-Y.	FC	FR	PBU
2009	DT	10-0	9	0	0	0	0	2

55 DeQuin Evans Defensive End, 6-3, 260, Jr.

2009: Leads the team in tackles for loss (10.5) and quarterback sacks (five) ... Ranks third in the SEC at 1.05 TFL per game ... Against ULM, posted a career-high three tackles for loss ... Matched career high in TFLs with three against EKU and a sack ... Earned his first career sacks against Louisville, with two TFLs, part of five tackles on the day.

Career: Junior college transfer from Los Angeles Harbor College ... Tabbed the nation's No. 15 best junior-college prospect of 2008 by Rivals.com ... Participated in 15 games during two seasons at Harbor totaling 63 tackles and 7.5 sacks ... Has started all 10 of his games at Kentucky.

2009

Opponent	Tackles	Sacks-Y.	TFL-Y.	FC	FR	PBU
vs Miami (Ohio)	2	0	0	0	0	0
Louisville	5	2-19	2-19	0	0	0
Florida	1	0	0	0	0	0
Alabama	3	1-2	1-2	0	0	0
at South Carolina	3	0	0	0	0	0
at Auburn	0	0	0	0	0	0
ULM	5	0	3-4	0	0	0
Mississippi State	3	0	0.5-0	0	0	0
Eastern Kentucky	3	1-5	3-7	0	0	0
at Vanderbilt	3	1-8	1-8	0	0	0

Evans Career Statistics

Year	Position	G-GS	Tackles	Sacks-Y.	TFL-Y.	FC	FR	PBU
2009	DE	10-10	28	5-34	10.5-40	0	0	0

53 Ricky Lumpkin

Defensive Tackle, 6-4, 294, Jr.

2009: Having his best season with a total of 21 tackles on the year ... Has started every game at defensive tackle ... Recorded a season-high four tackles against Alabama ... Posted three tackles on three occasions, at Auburn, against MSU and versus EKU.

Career: Team's top reserve at defensive tackle in 2007-08 ... Returned to the field in 2008 after undergoing hip surgery that threatened his career ... Totaled 56 career tackles ... Has played in 27 games with 13 starts.

2009

Opponent	Tackles	Sacks-Y.	Tfl-Y.	FC	FR	PBU
vs Miami (Ohio)	0	0	0	0	0	0
Louisville	2	0	0	0	0	0
Florida	0	0	0	0	0	0
Alabama	4	0	0	0	0	0
at South Carolina	2	0	1-1	0	0	0
at Auburn	3	0	0	0	0	0
ULM	2	0	0	0	0	0
Mississippi State	3	0	0	0	0	0
Eastern Kentucky	3	0	0.5-0	0	0	0
at Vanderbilt	2	0	0	0	0	0

2008

Opponent	Tackles	Sacks-Y.	Tfl-Y.	FC	FR	PBU
at Louisville	2	0	1-1	0	0	0
Norfolk State	4	0.5-2	1-3	0	0	0
Middle Tennessee	0	0	0	0	0	0
Western Kentucky	INJ					
at Alabama	0	0	0	0	0	0
South Carolina	4	0	0.5-2	0	0	0
Arkansas	0	0	0	0	0	0
at Florida	3	0	0.5-0	0	0	0
at Mississippi State	1	0.5-2	0.5-2	0	0	0
Georgia	0	0	0	0	0	0
Vanderbilt	3	0	0	0	0	0
at Tennessee	INJ					
vs East Carolina	INJ					

2007

Opponent	Tackles	Sacks-Y.	Tfl-Y.	FC	FR	PBU
Eastern Kentucky	1	0	0.5-3	0	0	0
Kent State	4	1-2	1.5-3	0	1	0
Louisville	INJ					
at Arkansas	INJ					
Florida Atlantic	INJ					
at South Carolina	INJ					
LSU	INJ					
Florida	INJ					
Mississippi State	0	0	0	0	0	0
at Vanderbilt	6	0	0	0	0	0
at Georgia	3	0	0	0	0	0
Tennessee	3	0	0	0	0	0
vs Florida State	1	0	0	0	0	0

Lumpkin Career Statistics

Year	Position	G-GS	Tackles	Sacks-Y.	Tfl-Y.	FC	FR	PBU
2007	DT	7-1	18	1-2	2-6	0	1	0
2008	DT	10-2	17	1-4	3.5-8	0	0	0
2009	DT	10-10	21	0	1.5-1	0	0	0
Totals		27-13	56	2-6	7-15	0	1	0

92 Shane McCord

Defensive Tackle, 6-2, 282, Jr.

2009: Notched three tackles against Miami in the season opener ... Added another trio of stops at South Carolina and versus Eastern Kentucky ... Totals 10 tackles this year, best season of his career.

Career: Entered the fall at No. 2 at one of the defensive tackle slots ... Has played in 26 games, and recorded 20 career tackles.

2009

Opponent	Tackles	Sacks-Y.	Tfl-Y.	FC	FR	PBU
vs Miami (Ohio)	3	0	0	0	0	0
Louisville	0	0	0	0	0	0
Florida	0	0	0	0	0	0
Alabama	0	0	0	0	0	0
at South Carolina	3	0	0	0	0	0
at Auburn	0	0	0	0	0	0
ULM	1	0	0	0	0	0
Mississippi State	0	0	0	0	0	0
Eastern Kentucky	3	0	1-1	0	0	0
at Vanderbilt	2	0	0	0	0	0

McCord Career Statistics

Year	Position	G-GS	Tackles	Sacks-Y.	Tfl-Y.	FC	FR	PBU
2007	DT	5-0	3	0	0	0	0	0
2008	DT	11-0	5	0	0.5-2	0	0	0
2009	DT	10-0	12	0	1-1	0	0	0
Totals		26-0	20	0	1.5-3	0	0	0

91 Corey Peters

Defensive Tackle, 6-3, 295, Sr.

2009: Named SEC Defensive Lineman of the Week for the second time this season after win at Vanderbilt totaling five tackles, including 1.5 for losses, and a quarterback pressure ... Also named SEC Defensive Lineman of the Week for his performance at South Carolina ... Led the defense with a career high of 2.5 sacks and a season-high seven tackles at USC ... Tipped a late fourth-quarter pass by Louisville QB Justin Burke that was later intercepted by teammate Sam Maxwell to thwart a Cardinal comeback drive ... Added five stops, with one for a loss against the Cardinals ... Recovered his second career fumble against Florida to go along with three stops and a sack ... Made five stops at Auburn with two for a loss ... Made UK's only sack against ULM, part of three stops ... Named to preseason All-SEC third team by SEC coaches.

Career: In his third year as a starter at defensive tackle ... Started all 13 games last season ... Notched a crucial sack against East Carolina QB Patrick Pinkney on the Pirates opening possession in the 2009 Liberty Bowl ... Achieved a career-high eight tackle performance against UL-Monroe as a freshman ... Has 136 career stops ... Played in 47 games, with 37 starts.

2009

Opponent	Tackles	Sacks-Y.	Tfl-Y.	FC	FR	PBU
vs Miami (Ohio)	2	0	0	0	0	1
Louisville	5	0	1-3	0	0	1
Florida	3	0.5-1	0.5-1	0	1	0
Alabama	3	0	0	0	0	1
at South Carolina	7	2.5-25	3.5-26	0	0	0
at Auburn	5	0	1.5-2	0	0	0

2009 KENTUCKY FOOTBALL BIOS

ULM	3	1-6	1-6	0	0	0
Mississippi State	4	0	0	0	0	0
Eastern Kentucky	2	0	0	0	0	0
at Vanderbilt	5	0	1.5-2	0	0	0

2008

Opponent	Tackles	Sacks-Y	Tfl-Y.	FC	FR	PBU
at Louisville	4	0	0	0	0	0
Norfolk State	1	0	0	0	0	0
Middle Tennessee	2	0	1-2	0	0	0
Western Kentucky	5	2-16	2-16	0	0	0
at Alabama	2	0	0	0	0	0
South Carolina	4	1-3	1.5-4	0	0	0
Arkansas	3	0	1-3	0	1-0	1
at Florida	1	0	0	0	0	0
at Mississippi State	0	0	0	0	0	1
Georgia	2	0	0	0	0	0
Vanderbilt	2	0	0.5-1	0	0	0
at Tennessee	6	0	2-4	0	0	0
vs East Carolina	3	1-5	1-5	0	0	0

2007

Opponent	Tackles	Sacks-Y	Tfl-Y.	FC	FR	PBU
Eastern Kentucky	2	0	0	0	0	0
Kent State	5	0	0	1	0	0
Louisville	5	1-8	1-8	0	0	0
at Arkansas	4	0	0	0	0	0
Florida Atlantic	2	0	0.5-1	0	0	1
at South Carolina	0	0	0	0	0	0
LSU	4	0	0	0	0	0
Florida	2	0	0	0	0	0
Mississippi State	3	0	0	0	0	0
at Vanderbilt	4	0.5-2	0.5-2	0	0	0
at Georgia	6	1-9	1-9	0	0	0
Tennessee	4	0	1-1	0	0	0
vs Florida State	2	0	0	0	0	1

Peters Career Statistics

Year	Position	G-GS	Tackles	Sacks-Y	Tfl-Y.	FC	FR	PBU
2006	DT	11-2	18	1-9	2-11	0	0	1
2007	DT	13-12	43	2.5-19	4-21	1	0	2
2008	DT	13-13	36	4-24	10-36	0	1	2
2009	DT	10-10	39	4-32	9-40	0	1	3
Totals		47-37	136	11.5-82	25-108	1	2	8

96 Collins Ukwu Defensive Tackle, 6-5, 251, RFr.

2009: Tallied his first career sack against Florida to go along with three stops ... Earned his first collegiate start against Louisville, tallying three tackles against the Cardinals ... Posted a pass breakup and QB hurry against Miami in his first game as a Wildcat ... Against ULM, charted three tackles including one for a loss.

Career: Redshirted in 2008 ... Made four tackles and caused a fumble in the 2009 Blue/White Spring Game ... Was named Scout Team Player of the Week on three occasions, twice on defense and once on special teams.

2009

Opponent	Tackles	Sacks-Y.	Tfl-Y.	FC	FR	PBU
vs Miami (Ohio)	0	0	0	0	0	1

Louisville	3	0	0	0	0	0
Florida	3	0.5-2	0.5-2	0	0	0
Alabama	1	0	0	0	0	0
at South Carolina	0	0	0	0	0	0
at Auburn	0	0	0	0	0	0
ULM	3	0	1-4	0	0	0
Mississippi State	0	0	0	0	0	0
Eastern Kentucky	0	0	0	0	0	0
at Vanderbilt	1	0	0	0	0	0

Ukwu Career Statistics

Year	Position	G-GS	Tackles	Sacks-Y.	Tfl-Y.	FC	FR	PBU
2009	DE	10-3	11	0.5-2	1.5-6	0	0	1

94 Taylor Wyndham Defensive Tackle, 6-4, 230, RFr.

2009: Has started the last five games ... Recorded a career-high six tackles, including 2.5 tackles-for loss, against MSU ... Made first career start in win at Auburn and charted a tackle and QB hurry ... Forced a fumble at South Carolina ... Made a powerful hit on Florida's Tim Tebow to record his second career quarterback sack ... In collegiate debut against Miami, posted a sack and a pass breakup ... Combined with Danny Trevathan on a crucial fourth-down tackle for loss in the win over Louisville.

Career: Redshirted in 2008 ... Named Scout Player of the Week on special teams prior to the Norfolk State game ... Has played in 10 games with five starts.

2009

Opponent	Tackles	Sacks-Y.	Tfl-Y.	FC	FR	PBU
vs Miami (Ohio)	1	1-6	1-6	0	0	1
Louisville	2	0	0.5-2	0	0	0
Florida	1	1-3	1-3	0	0	0
Alabama	3	0	0	0	0	0
at South Carolina	2	0	0	1	0	0
at Auburn	1	0	0	0	0	0
ULM	2	0	0	0	0	1
Mississippi State	6	0	2.5-3	0	0	0
Eastern Kentucky	0	0	0	0	0	0
at Vanderbilt	3	0	0.5-1	0	0	0

Wyndham Career Statistics

Year	Position	G-GS	Tackles	Sacks-Y.	Tfl-Y.	FC	FR	PBU
2009	DE	10-5	21	2-9	5.5-15	1	0	2

LINEBACKERS

4 Micah Johnson Linebacker, 6-2, 258, Sr.

2009: Leads the team with 74 tackles and ranks 11th in the SEC with an average of 7.4 tackles per game this season ... Earned SEC Defensive Player of the Week honors for performance in win at Auburn with a season-high 14 tackles, including one for a loss against the Tigers ... Took down 11 ball-carriers against MSU to lead team, marking his fourth double-digit tackling performance of the season and eighth in career ... Eclipsed the 200-tackle career plateau with nine stops with one for a loss against Florida ... Recorded a team-high 12 tackles against Louisville, with a sack ... Posted a game-high 10 stops against Alabama, two for a loss ... Named to pre-season All-SEC second team by SEC coaches and media ... On watch list for Rotary Lombardi and Dick Butkus Awards for best linebacker and Bronko

2009 KENTUCKY FOOTBALL BIOS

Nagurski Trophy for best defensive player.

Career: Went through NFL evaluation process but chose to return to Kentucky for his senior season ... Developed into an All-SEC linebacker in 2008 ... Started in all 11 games in which he saw action in 2008 ... Was the team's second-leading tackler on the 2008 season, posting 95 stops ... In the 2007 Music City Bowl, recorded a 24-yard interception return ... Carried the ball one-yard for a touchdown in the 2006 Music City Bowl ... Tallied 254 career tackles, with eight games in double figures ... Has appeared in 46 games, earning 23 starting assignments.

2009

Opponent	Tackles	Sacks-Y.	Tfl-Y.	FC	FR	PBU
vs Miami (Ohio)	4	0	0	0	0	1
Louisville	12	1-1	1-1	0	0	0
Florida	9	0	1-1	0	0	0
Alabama	10	0	1.5-3	0	0	0
at South Carolina	3	0	0	0	0	1
at Auburn	14	0	1-1	0	0	0
ULM	3	0	0	0	0	0
Mississippi State	11	0	0	0	0	0
Eastern Kentucky	2	0	0	0	0	0
at Vanderbilt	6	0	0	0	0	0

2008

Opponent	Tackles	Sacks-Y	Tfl-Y.	FC	FR	PBU
at Louisville	5	0	0	0	0	0
Norfolk State	3	0.5-1	0.5-1	0	0	1
Middle Tennessee	9	0	2-3	0	0	0
Western Kentucky	INJ					
at Alabama	INJ					
South Carolina	12	0	1.5-2	0	0	0
Arkansas	15	1-3	2-5	0	0	1
at Florida	2	0	0	0	0	0
at Mississippi State	9	0	3-3	0	0	0
Georgia	8	0	0	1	0	0
Vanderbilt	12	0	0.5-0	0	0	0
at Tennessee	12	1-5	2-7	0	0	0
vs East Carolina	6	0	1.5-4	0	0	0

2007

Opponent	Tackles	Sacks-Y	Tfl-Y.	FC	FR	PBU
Eastern Kentucky	7	0	0	0	0	2
Kent State	6	0	0	0	0	0
Louisville	2	0	0	0	0	0
at Arkansas	2	0	0	0	0	0
Florida Atlantic	9	0	2-3	0	0	1
at South Carolina	4	0	1-10	0	0	0
LSU	5	0	0	0	0	0
Florida	6	0	0	0	0	0
Mississippi State	INJ					
at Vanderbilt	6	0	0	0	0	0
at Georgia	2	0	0	0	0	0
Tennessee	5	0	1-1	0	0	1
vs Florida State	4	0	0	0	0	1

Johnson Career Statistics

Year	G-GS	Tackles	TFL-Y	Sacks-Y.	PBU	Int-Yds	FR	FC
2006	13-2	29	0	0	1	0	1	1
2007	12-1	58	4-14	0	4	2-45	0	0
2008	11-11	93	13-25	2.5-9	2	0	0	1
2009	10-9	74	4.5-6	1-1	2	0	0	0
Totals	46-23	254	21.5-45	3.5-10	9	2-45	1	2

50 Sam Maxwell

Linebacker, 6-3, 248, Sr.

2009: Fourth in the SEC and tied for 19th nationally in passes defended at an average of 1.10 per game, a remarkable feat for a linebacker ... Tied for second in the SEC and tied for 22nd nationally at 0.40 interceptions per game ... Ranks in a tie for 22nd in the SEC with 6.2 tackles per game ... Has four interceptions and seven pass breakups for the season, leading the team in both categories ... Led the defense at Vanderbilt with nine tackles including a sack and forced a fumble ... Tackled a career-high 10 ballcarriers in win at Auburn ... Acted as a defensive hero against Louisville in the final minutes, intercepting UL QB Justin Burke's pass late in the game and ater broke up the pass from Burke inside the UK 5-yard line on the final play of regulation ... Totaled seven tackles, including one for a loss against the Cardinals ... Notched seven tackles at South Carolina including a sack, while adding an interception and a PBU against the Gamecocks ... Made 100-tackle plateau with six stops against ULM ... Made third interception of the season and added eight tackles against Mississippi State ... Has a PBU in six games this year.

Career: Was the team's top reserve at strongside linebacker his first three seasons ... Also has seen extensive action on special teams ... Has appeared in 48 games, making 14 starts ... Totaled 120 stops in his career.

2009

Opponent	Tackles	Sacks-Y.	Tfl-Y.	FC	FR	PBU
vs Miami (Ohio)	2	0	0	0	0	1
Louisville	7	0	1-1	0	0	1
Florida	6	0	1-1	0	0	1
Alabama	4	0	0	0	0	1
at South Carolina	7	0.5-3	0.5-3	0	0	1
at Auburn	10	0	0	0	0	0
ULM	6	0	1-3	0	0	2
Mississippi State	8	0	0	0	0	0
Eastern Kentucky	3	0	0	0	0	0
at Vanderbilt	9	1-3	1-3	1	0	0

2008

Opponent	Tackles	Sacks-Y.	Tfl-Y.	FC	FR	PBU
at Louisville	1	0	1-7	0	0	0
Norfolk State	1	0	0	0	0	0
Middle Tennessee	2	0	0	0	0	0
Western Kentucky	0	0	0	0	0	1
at Alabama	5	0	0.5-1	0	0	0
South Carolina	2	0	0	0	0	0
Arkansas	1	0	1-3	0	0	0
at Florida	5	0	0	1	0	0
at Mississippi State	0	0	0	0	0	0
Georgia	3	1-8	1-8	0	0	0
Vanderbilt	1	0	0	0	0	0
at Tennessee	4	0	0	0	0	0
vs East Carolina	0	0	0	0	0	0

2007

Opponent	Tackles	Sacks-Y.	Tfl-Y.	FC	FR	PBU
Eastern Kentucky	6	0	2-7	0	0	0
Kent State	3	0	0	0	0	0
Louisville	0	0	0	0	0	0
at Arkansas	1	0	0	0	0	0
Florida Atlantic	2	0	0	0	1	1
at South Carolina	3	0	1-1	0	0	0
LSU	6	0	1-4	0	0	0

2009 KENTUCKY FOOTBALL BIOS

Florida	1	0	0	0	0	0
Mississippi State	0	0	0	0	0	0
at Vanderbilt	1	0	1-1	0	0	0
at Georgia	2	0	0	0	0	0
Tennessee	0	0	0	0	0	0
vs Florida State	2	0	0	0	0	0

Maxwell Career Statistics

Year	G-GS	Tackles	TFL-Y	Sack-Y	PBU	Int-Yds	FR	FC
2006	12-0	6	0	0	0	0	1	0
2007	13-3	27	5-13	0	1	1-0	1	0
2008	13-1	25	3.5-19	1-8	1	0	0	1
2009	10-10	62	4.5-11	1.5-6	7	2-26	0	1
Totals	48-14	120	13-43	2.5-14	9	3-26	2	2

22 Danny Trevathan

Linebacker, 6-1, 220, So.

2009: Team's starting weakside linebacker when UK opens with a three-linebacker set ... Ranks in a tie for 22nd in the SEC with 6.2 tackles per game with teammate Sam Maxwell ... Led team in tackles for second straight game against ULM with eight stops ... Posted a career high of 14 tackles including one for a loss in win at Auburn ... Made good on his first career start against Alabama with a then-career high 10 stops and a PBU.

Career: Made 11 tackles including one for a loss in the 2009 Blue/White Spring Game ... Also saw time as a kickoff returner in spring game notching a 31-yard return ... Contributed mainly on special teams as a freshman.

2009

Opponent	Tackles	Sacks-Y.	Tfl-Y.	FC	FR	PBU
vs Miami (Ohio)	5	0	1-3	0	0	0
Louisville	6	0	0.5-1	0	0	0
Florida	2	0	0	0	0	0
Alabama	10	0	0	0	0	1
at South Carolina	2	0	0	0	0	0
at Auburn	14	0	0.5-1	0	0	0
ULM	8	0	0	0	0	0
Mississippi State	8	0	1-2	0	0	0
Eastern Kentucky	3	0	0	0	0	0
at Vanderbilt	5	0	1-7	0	0	0

Trevathan Career Statistics

Year	G-GS	Tackles	TFL-Y	Sack-Y	PBU	Int-Yds	FR	FC
2008	13-0	5	0	0	0	0	0	0
2009	10-4	63	4-14	0	1	0	0	0
Totals	23-4	68	4-14	0	1	0	0	0

FULLBACKS

38 John Conner

Fullback, 5-11, 240, Sr.

2009: At Vanderbilt, broke the UK career record for games played at 51 passing former Wildcat Tim Masthay (2005-08) ... Had a career game against ULM after posting two touchdowns - one on the ground and one through the air - while notching a career high of 46 rushing yards and delivering a career-long 39-yard rush as well as a career-long 25-yard reception ... Rushed for a two-yard touchdown against Louisville just before the

half and moments after setting up the score on a 23-yard run ... Earned game-captain role for the Auburn game after good running and blocking performance at USC.

Career: Team's starting fullback the last three years when the Wildcats have opened in a two-back formation ... Scored on his first collegiate touch, hauling in a 17-yard pass for a TD against Texas State in 2006 ... Appeared in 51 games, starting 22.

2009

Opponent	Att.	Yds.	TD	Rec.	Yds.	TD
vs Miami (Ohio)	INJ					
Louisville	3	28	1	0	0	0
Florida	2	7	0	1	9	0
Alabama	1	3	0	1	2	0
at South Carolina	3	8	0	1	9	0
at Auburn	3	8	0	0	0	0
ULM	6	46	1	2	26	1
Mississippi State	2	4	0	0	0	0
Eastern Kentucky	4	14	0	0	0	0
at Vanderbilt	1	4	0	0	0	0

2008

Opponent	Att.	Yds.	TD	Rec.	Yds.	TD
at Louisville	1	2	0	1	20	0
Norfolk State	2	10	0	0	0	0
Middle Tennessee	0	0	0	1	7	0
Western Kentucky	1	2	0	3	32	0
at Alabama	0	0	0	0	0	0
South Carolina	0	0	0	1	(-2)	0
Arkansas	1	1	0	0	0	0
at Florida	0	0	0	3	26	0
at Mississippi State	0	0	0	1	2	0
Georgia	7	26	0	0	0	0
Vanderbilt	0	0	0	0	0	0
at Tennessee	2	5	0	0	0	0
vs East Carolina	1	1	0	1	4	0

2007

Opponent	Att.	Yds.	TD	Rec.	Yds.	TD
Eastern Kentucky	0	0	0	2	8	0
Kent State	2	21	2	0	0	0
Louisville	2	7	0	1	7	1
at Arkansas	0	0	0	1	5	0
Florida Atlantic	1	5	0	1	9	1
at South Carolina	0	0	0	1	0	0
LSU	0	0	0	0	0	0
Florida	0	0	0	1	8	0
Mississippi State	0	0	0	0	0	0
at Vanderbilt	0	0	0	0	0	0
at Georgia	0	0	0	0	0	0
Tennessee	1	4	0	0	0	0
vs Florida State	0	0	0	0	0	0

Conner Career Statistics

Year	Pos.	Att.	Yds.	Avg.	TD	Long	Rec.	Yds.	Avg.	TD	Long
2006	FB	2	5	2.5	0	4	2	21	10.5	1	17
2007	FB	6	37	6.1	2	16	7	37	5.2	2	9
2008	FB	15	47	3.1	0	9	11	89	8.1	0	20
2009	FB	25	122	4.5	2	39	5	46	9.2	1	25
Totals		48	211	4.2	4	39	25	193	7.7	4	25

OFFENSIVE LINE

72 Zipp Duncan **Offensive Tackle, 6-5, 291, Sr.**

2009: Returning starter now a left tackle after playing left guard last season ... Helped pave way for UK's rushing attacks of 308 yards at Vanderbilt, 282 yards at Auburn and 251 versus ECU ... The O-line has allowed 12 sacks this year to rank fourth in the SEC ... UK is averaging 203.5 rushing yards per game, team's best since 1993.

Career: Moved from left guard to left tackle during the spring after starting the last two seasons at left guard ... Transitioned from tight end to the offensive line in 2007 spring practice ... Has also played at right guard ... Practiced at defensive end as a true freshman ... As a unit in 2008, the offensive line ranked fourth nationally and led the SEC in fewest sacks allowed ... Has appeared in 48 games, making 36 consecutive starts.

61 Jorge Gonzalez **Center, 6-3, 300, Sr.**

2009: Team's starting center ... Earned SEC Offensive Lineman of Week honors for performance against ULM in which he graded at 86 percent ... Helped pave way for UK's rushing attacks of 308 yards at Vanderbilt, 282 yards at Auburn and 251 versus ECU ... The O-line has allowed 12 sacks this year to rank fourth in the SEC ... UK is averaging 203.5 rushing yards per game, team's best since 1993 ... On preseason watch list for Rimington Trophy as the nation's best center.

Career: First name is pronounced "George" ... Named the Most Improved Offensive Player by UK coaches for the 2008 season ... As a unit in 2008, the offensive line ranked fourth nationally and led the SEC in fewest sacks allowed ... Played in 26 career games, starting 22 ... Suffered a season-ending knee injury in the second week of practice as a freshman in 2006.

70 Stuart Hines **Offensive Guard, 6-4, 295, So.**

2009: Made his first career start as a Wildcat at right guard versus Miami ... Helped pave way for UK's rushing attacks of 308 yards at Vanderbilt, 282 yards at Auburn and 251 versus ECU ... The O-line has allowed 12 sacks this year to rank fourth in the SEC ... UK is averaging 203.5 rushing yards per game, team's best since 1993 ... Earned nomination for Academic All-America.

Career: Appeared in 22 games starting 10 ... As a freshman, ontributed to unit that ranked fourth nationally and led SEC in fewest sacks allowed.

76 Justin Jeffries **Offensive Tackle, 6-6, 320, Sr.**

2009: Starter at right tackle ... Helped pave way for UK's rushing attacks of 308 yards at Vanderbilt, 282 yards at Auburn and 251 versus ECU ... The O-line has allowed 12 sacks this year to rank fourth in the SEC ... UK is averaging 203.5 rushing yards per game, team's best since 1993.

Career: As a unit in 2008, the offensive line ranked fourth nationally and led the SEC in fewest sacks allowed ... Named to the SEC All-Freshman Team by league coaches ... Seen action in 43 contests, earning 30 starts.

78 Christian Johnson **Offensive Tackle, 6-4, 330, Sr.**

2009: Returning starter at left guard from 2006 after redshirting 2008 ... Helped pave way for UK's rushing attacks of 308 yards at Vanderbilt, 282 yards at Auburn and 251 versus ECU ... The O-line has allowed 12 sacks this year to rank fourth in the SEC ... UK is averaging 203.5 rushing yards per game, team's best since 1993.

Career: Sidelined by back injury to begin 2008 season, he eventually redshirted ... Was a key performer in the offensive line in 2007 as both a starter and reserve ... Has appeared in 46 games, earning 25 starting nods.

QUARTERBACKS

1 Will Fidler **Quarterback, 6-4, 229, Jr.**

2009: Marked a career-long pass of 25 yards with first career touchdown strike to John Conner iagainst ULM ... Took over the offense in second half of win at Auburn, scoring his first career touchdown on a two-yard run in the fourth quarter ... Entered the game at South Carolina in the second half in relief of an injured Mike Hartline.

Career: Threw two touchdown passes in leading his team to victory in the 2009 Blue/White Spring Game ... Has played in 10 career games.

2009

Opponent	Comp.	Att.	Int.	Pct.	Yds.	TD	Long
vs. Miami (Ohio)	2	3	0	66.7	21	0	15
Louisville	DNP						
Florida	1	2	0	50.0	8	0	8
Alabama	DNP						
at South Carolina	2	8	0	25.0	16	0	11
at Auburn	4	9	0	44.4	36	0	12
ULM	8	13	1	61.5	82	1	25
Mississippi State	DNP						
Eastern Kentucky	3	6	0	50.0	23	0	11
at Vanderbilt	DNP						

Fidler Career Statistics

Year	Comp.	Att.	Int.	Pct.	Yds.	TD	Long
2007	0	0	0	--	0	0	--
2008	3	4	0	75.0	26	0	16
2009	20	41	1	48.8	186	1	25
Totals	23	45	1	51.1	212	1	25

5 Mike Hartline **Quarterback, 6-6, 206, Jr.**

2009: Out for the remainder of the regular season as he recovers from MCL tear and bone bruise in his knee incurred at South Carolina ... Before sustaining injury, threw for 139 yards and a touchdown in the first half against ther Gamecocks ... Tossed a game-winning, 12-yard touchdown strike to Randall Cobb with under five minutes to go against Louisville to give the Cats a come-from-behind victory ... Completed 20 passes on 27 attempts for 178 yards against the Cardinals ... Threw two touchdowns against Miami ... Went 18-of-27 for 222 yards and two TDs in just over three quarters of action against the RedHawks.

2009 KENTUCKY FOOTBALL BIOS

Career: Returning starter at quarterback ... Named UK's Offensive Most Valuable Player of the 2009 AutoZone Liberty Bowl, after he completed 19 of 31 passes for 204 yards and one touchdown ... Recorded his first-ever three touchdown performance against Arkansas in 2008, leading the team to the school's largest fourth-quarter comeback win in history, tossing two touchdowns of 32 and 21 yards to Randall Cobb in the final five minutes for the victory ... Earned SEC Offensive Player of the Week honors as a sophomore for his performance against Middle Tennessee completing 28 of 47 passes for 254 yards and two touchdowns, all career highs ... Strung together 95 consecutive passes without an interception to begin the 2008 season ... Threw a total of six passes in four games in 2007 as the backup to Andre' Woodson ... Has seen action in 20 games, starting 14 ... Team has a 8-6 record in his 14 starts.

2009

Opponent	Comp.	Att.	Int.	Pct.	Yds.	TD	Long
vs Miami (Ohio)	18	27	0	66.7	222	2	34
Louisville	20	27	1	74.1	178	1	27
Florida	13	28	2	46.4	85	1	16
Alabama	17	31	3	54.8	168	1	45
at South Carolina	9	14	0	64.3	139	1	55
at Auburn	INJ						
ULM	INJ						
Mississippi State	INJ						
Eastern Kentucky	INJ						
at Vanderbilt	2	6	1	33.3	10	0	7

2008

Opponent	Comp.	Att.	Int.	Pct.	Yds.	TD	Long
at Louisville	16	31	0	51.6	147	0	20
Norfolk State	9	15	0	60.0	60	0	10
Middle Tennessee	28	47	0	59.6	254	2	37
Western Kentucky	19	30	1	63.3	172	1	23
at Alabama	20	42	1	47.6	241	2	48
South Carolina	23	43	2	53.5	152	0	20
Arkansas	17	32	2	53.1	239	3	71
at Florida	7	16	1	43.8	33	0	9
at Mississippi State	9	17	0	52.9	90	0	22
Georgia	DNP						
Vanderbilt	DNP						
at Tennessee	5	7	0	71.4	74	0	35
vs East Carolina	19	31	1	61.3	204	1	48

2007

Opponent	Comp.	Att.	Int.	Pct.	Yds.	TD	Long
Eastern Kentucky	3	4	1	75.0	30	0	16
Kent State	0	0	0	0	0	0	0
Louisville	DNP						
at Arkansas	DNP						
Florida Atlantic	1	2	0	50.0	4	0	4
at South Carolina	DNP						
LSU	DNP						
Florida	DNP						
Mississippi State	DNP						
at Vanderbilt	DNP						
at Georgia	DNP						
Tennessee	0	0	0	0	0	0	0
vs Florida State	DNP						

Hartline Career Statistics

Year	Comp.	Att.	Int.	Pct.	Yds.	TD	Long
2007	4	6	1	66.7	34	0	16
2008	172	311	8	55.3	1666	9	71
2009	79	133	7	60.6	802	6	55
Totals	255	450	16	56.7	2502	15	71

12 Morgan Newton Quarterback, 6-4, 217, TFr.

2009: In win at Vanderbilt, recorded his first career reception of 41 yards on a trick play pass from tailback Derrick Locke ... Also threw a career-long pass to of 28 yards to La'Rod King against the Commodores ... Set career highs with 20 completions on 29 attempts for 187 yards and two touchdowns against ECU to earn SEC Freshman of the Week honors ... The two passing touchdowns against the Colonels were the first of his career and came on back-to-back offensive plays in the third quarter ... Played first full game against MSU totaling 11 completions on 18 attempts for 119 yards and also scored on an 11-yard touchdown run and rushed for 39 yards ... Made collegiate debut by starting in win at Auburn ... Orchestrated a touchdown drive in second quarter against Tigers, capped off by first career rushing score on a four-yard run.

Career: All-America quarterback as named by five publications ... ESPN/Rise Magazine "Athlete of the Year" in Indiana ... Also tabbed Gatorade Indiana Football Player of the Year and also "Mr. Football" in the state ... Threw for 1,938 yards and 22 touchdowns as a senior along with 1,644 rushing yards and 26 touchdowns, accounting for 3,602 yards total offense and 48 TDs ... Led Carmel High School to three consecutive state championship games, winning the Class AAAAA as a junior ... Has made five starts.

2009

Opponent	Comp.	Att.	Int.	Pct.	Yds.	TD	Long
vs. Miami (Ohio)	DNP						
Louisville	DNP						
Florida	DNP						
Alabama	DNP						
at South Carolina	DNP						
at Auburn	5	13	0	38.5	39	0	23
ULM	3	6	1	50.0	17	0	11
Mississippi State	11	18	1	61.1	119	0	20
Eastern Kentucky	20	29	0	70.0	187	2	18
at Vanderbilt	4	7	1	57.1	40	0	28

Newton Career Statistics

Year	Comp.	Att.	Int.	Pct.	Yds.	TD	Long
Totals	43	73	3	58.9	402	2	28

TAILBACKS

30 Moncell Allen Tailback, 5-7, 225, Jr.

2009: Posted a career-high 14 carries for 62 yards and a touchdown against ECU ... Rushed for a 9-yard TD to open the fourth quarter against Miami ... The scoring run was the second of his career ... Posted a season-long run of 20 yards against Florida ... Caught a career-high three balls for 12 yards against Alabama ... Has done an excellent job of covering kicks this season and has seven tackles.

2009 KENTUCKY FOOTBALL BIOS

Career: Reserve tailback who can play fullback if needed ... Scored first career touchdown in 2008 on three-yard plunge against Norfolk State ... Gained 71 yards against the Spartans a career high ... Scored first career receiving touchdown against WKU ... Participated in 35 games.

2009

Opponent	Att.	Yds.	TD	Rec.	Yds.	TD
vs Miami (Ohio)	8	57	1	0	0	0
Louisville	1	(-1)	0	0	0	0
Florida	3	28	0	1	7	0
Alabama	4	7	0	3	12	0
at South Carolina	3	12	0	0	0	0
at Auburn	0	0	0	0	0	0
ULM	0	0	0	0	0	0
Mississippi State	4	15	0	0	0	0
Eastern Kentucky	14	62	1	1	6	0
at Vanderbilt	7	28	0	0	0	0

2008

Opponent	Att.	Yds.	TD	Rec.	Yds.	TD
at Louisville	4	12	0	0	0	0
Norfolk State	7	71	1	1	10	0
Middle Tennessee	1	(-2)	0	0	0	0
Western Kentucky	7	41	0	2	13	1
at Alabama	1	(-2)	0	0	0	0
South Carolina	0	0	0	0	0	0
Arkansas	7	46	0	1	9	0
at Florida	6	32	0	0	0	0
at Mississippi State	2	3	0	1	7	0
Georgia	1	0	0	0	0	0
Vanderbilt	0	0	0	0	0	0
at Tennessee	2	1	0	0	0	0
vs East Carolina	DNP					

2007

Opponent	Att.	Yds.	TD	Rec.	Yds.	TD
Eastern Kentucky	2	5	0	0	0	0
Kent State	0	0	0	0	0	0
Louisville	0	0	0	0	0	0
at Arkansas	0	0	0	0	0	0
Florida Atlantic	3	4	0	0	0	0
at South Carolina	0	0	0	0	0	0
LSU	0	0	0	0	0	0
Florida	0	0	0	0	0	0
Mississippi State	6	30	0	2	8	0
at Vanderbilt	0	0	0	0	0	0
at Georgia	0	0	0	0	0	0
Tennessee	DNP					
vs Florida State	DNP					

Allen Career Statistics

Year	Pos.	Att.	Yds.	Avg.	TD	Long	Rec.	Yds.	Avg.	TD	Long
2007	FB/TB	11	39	3.5	0	13	2	8	4.0	0	9
2008	FB/TB	38	202	5.3	1	38	5	39	7.8	1	11
2009	TB	44	208	4.7	2	20	5	25	5.0	0	7
Totals		93	449	4.8	3	38	12	72	6.0	1	11

20 Derrick Locke

Tailback, 5-9, 190, Jr.

2009: Leads the SEC and ranks sixth nationally with an average of 30.9

yards per kickoff return ... Ranks fourth in the SEC and ranks 22nd nationally in all-purpose yards per game with an average of 146.1 this season ... Stands fifth in the SEC averaging 82.3 yards rushing per game ... In win at Vanderbilt, carried the ball 25 times for 144 yards both career highs ... Also threw first career pass against Commodores, connecting with quarterback Morgan Newton on a 41-yard toss down the right sideline ... In victory at Auburn, rushed for 126 yards on 19 carries to chart first 100-yard game of career ... Recorded his second career 100-yard rushing game against MSU with 103 yards on 17 carries and a touchdown ... Became the first UK player to return two kickoffs for 100-yard touchdowns in a career after his runback for a score in the first quarter to answer a UofL touchdown ... Also broke the UK record for most kickoff return yards in a game with four returns for 191 yards ... As a result, was named the SEC Special Teams Player of the Week.

Career: Has 1,565 career rushing yards and ranks 15th on the UK all-time rushing list, he needs 45 yards to move into 14th all-time (Steve Campassi 1,609 yards 1972-75) ... Became the fourth player in the Governor's Cup race to return a kickoff 100 yards for a touchdown ... Broke the Governor's Cup record for most kickoff return yards in a game with four returns for 191 yards ... Incurred a season-ending knee injury in 2008 against Arkansas in his second start at tailback ... Was the team's leading rusher and kickoff returner prior to the injury ... Set career highs in receptions and yards against Alabama with eight catches for 81 yards including a career long 36-yard grab ... Became fifth Wildcat in school history to return a kickoff 100 yards for a touchdown against WKU ... Scored against Norfolk State with a career-long 68-yard touchdown run ... Has played in 28 games, with 10 starts.

2009

Opponent	Att.	Yds.	TD	Rec.	Yds.	TD
vs Miami (Ohio)	8	61	1	0	0	0
Louisville	15	72	1	4	47	0
Florida	13	36	0	0	0	0
Alabama	20	75	0	6	63	0
at South Carolina	24	89	1	4	20	0
at Auburn	19	126	0	2	(-2)	0
ULM	9	35	0	0	0	0
Mississippi State	17	103	1	2	7	0
Eastern Kentucky	INJ					
at Vanderbilt	25	144	1	2	6	0

2008

Opponent	Att.	Yds.	TD	Rec.	Yds.	TD
at Louisville	10	25	0	1	6	0
Norfolk State	5	96	1	1	10	0
Middle Tennessee	10	35	0	2	12	1
Western Kentucky	8	34	0	2	23	0
at Alabama	6	28	0	8	81	0
South Carolina	15	51	0	8	57	0
Arkansas	9	34	0	1	6	0
at Florida	INJ					
at Mississippi State	INJ					
Georgia	INJ					
Vanderbilt	INJ					
at Tennessee	INJ					
vs East Carolina	INJ					

2007

Opponent	Att.	Yds.	TD	Rec.	Yds.	TD
Eastern Kentucky	3	18	0	0	0	0
Kent State	5	75	1	0	0	0
Louisville	0	0	0	0	0	0

2009 KENTUCKY FOOTBALL BIOS

at Arkansas	9	48	1	0	0	0
Florida Atlantic	7	53	0	0	0	0
at South Carolina	2	22	0	0	0	0
LSU	20	64	1	0	0	0
Florida	14	76	0	2	36	0
Mississippi State	11	46	0	3	16	0
at Vanderbilt	12	50	1	1	26	0
at Georgia	5	28	0	0	0	0
Tennessee	6	46	1	0	0	0
vs Florida State	INJ					

Locke Career Statistics

Year	Pos.	Att.	Yds.	Avg.	TD	Long	Rec.	Yds.	Avg.	TD	Long
2007	TB	94	521	5.5	5	67	7	86	12.3	0	26
2008	TB	63	303	4.8	1	68	23	195	8.5	1	36
2009	TB	150	741	4.9	5	31	20	141	7.1	0	21
Totals		307	1565	5.1	11	67	50	422	8.4	1	36

29 Alfonso Smith

Tailback, 6-1, 208, Sr.

2009: Needs 45 yards rushing to reach 1,000 yard career mark ... Carried the ball for a career-high 12 times against ECU for a season-high 60 yards and second touchdown on the year ... Rushed for his first touchdown of the season against Alabama on five carries for 28 yards ... Carried the ball 10 times for 45 yards against Louisville.

Career: Ran a pitch around the end for a career long 38-yard rush against East Carolina in the AutoZone Liberty Bowl ... Scored a touchdown on a career-long reception of 71 yards against Arkansas in 2008, the second receiving score of his career ... A standout in kick coverage on special teams with 27 career tackles and a forced fumble ... Scored twice in the 2007 opening day win over Eastern Kentucky, his first multi-scoring game ... Clocked 4.24 seconds in the 40-yard dash at the 2007 pro day, second on the team ... Played a lead role in the win at Mississippi State in 2006, rushing for a career-high 92 yards, one touchdown and posting 57 receiving yards ... Seen action in 43 career games with 10 starts.

2009

Opponent	Att.	Yds.	TD	Rec.	Yds.	TD
vs Miami (Ohio)	7	36	0	0	0	0
Louisville	10	45	0	0	0	0
Florida	7	12	0	1	0	0
Alabama	5	28	1	0	0	0
at South Carolina	0	0	0	0	0	0
at Auburn	2	20	0	0	0	0
ULM	5	15	0	0	0	0
Mississippi State	4	15	0	0	0	0
Eastern Kentucky	12	60	1	0	0	0
at Vanderbilt	6	18	0	0	0	0

2008

Opponent	Att.	Yds.	TD	Rec.	Yds.	TD
at Louisville	2	10	0	0	0	0
Norfolk State	7	38	0	0	0	0
Middle Tennessee	9	36	0	0	0	0
Western Kentucky	6	67	1	1	6	0
at Alabama	7	18	0	0	0	0
South Carolina	2	4	0	0	0	0
Arkansas	3	6	0	5	108	1
at Florida	8	11	0	0	0	0

at Mississippi State	5	18	0	2	34	0
Georgia	11	60	0	1	7	0
Vanderbilt	1	(-3)	0	2	17	0
at Tennessee	8	20	1	2	21	0
vs East Carolina	5	28	0	3	11	0

2007

Opponent	Att.	Yds.	TD	Rec.	Yds.	TD
Eastern Kentucky	7	53	1	1	7	1
Kent State	6	54	1	0	0	0
Louisville	0	0	0	0	0	0
at Arkansas	4	23	0	1	-4	0
Florida Atlantic	INJ					
at South Carolina	INJ					
LSU	INJ					
Florida	0	0	0	2	10	0
Mississippi State	4	22	0	3	9	0
at Vanderbilt	0	0	0	0	0	0
at Georgia	0	0	0	0	0	0
Tennessee	DNP					
vs Florida State	0	0	0	0	0	0

Smith Career Statistics

Year	Pos.	Att.	Yds.	Avg.	TD	Long	Rec.	Yds.	Avg.	TD	Long
2006	TB	60	250	4.2	2	24	6	96	16.0	0	45
2007	TB	21	149	7.1	2	19	7	22	3.1	1	7
2008	TB	74	313	4.2	2	38	16	204	12.8	1	71
2009	TB	58	243	4.2	2	16	1	0	0.0	0	0
Totals		213	955	4.5	8	38	30	322	10.7	2	71

TIGHT ENDS

86 Ross Bogue

Tight End, 6-5, 244, Sr.

2009: Recorded first touchdown reception against Florida on a 2-yard toss from Mike Hartline ... Earned his first career start against Miami ... Notched his second career reception against the RedHawks for a career-long 12 yards ... Also made a tackle on special teams versus Miami.

Career: Played the best football of his career in spring practice ... Will see action at tight end and continue his role on special teams this season ... Made his first collegiate catch last season with an 8-yard reception at Florida ... Has played in 49 games over the past three seasons, starting four.

2009

Opponent	Rec.	Yds.	TD
vs Miami (Ohio)	1	12	0
Louisville	0	0	0
Florida	1	2	1
Alabama	0	0	0
at South Carolina	0	0	0
at Auburn	0	0	0
ULM	0	0	0
Mississippi State	0	0	0
Eastern Kentucky	0	0	0
at Vanderbilt	0	0	0

Bogue Career Statistics

Year	G-GS	Rec.	Yds.	Avg.	TD	Long
2006-07	26-0	0	0	--	0	--
2008	13-0	1	8	8.0	0	8
2009	10-4	2	14	7.0	1	12
Totals	49-4	3	22	7.3	1	12

80 T.C. Drake
Tight End, 6-6, 242, Sr.

2009: Out indefinitely because of strained groin muscle in Eastern Kentucky game ... Made a pair of receptions for 37 yards against Miami ... On a fourth-down play, made a crucial 7-yard catch of for a first down late in the win against Auburn ... Made two receptions for 15 yards against MSU.

Career: A part-time starter at tight end last season ... Snared 12 receptions for 189 yards last season ... Tied his career high with a 37-yard reception against Arkansas ... Had a breakout game in 2008 against Middle Tennessee with four catches for 82 yards ... Recorded his first career reception and touchdown catch when he hauled in a tipped pass in the back of the endzone to give Kentucky a 7-0 advantage in an upset win over No. 1 LSU in 2007 ... Played in 47 games, making 14 starts.

2009

Opponent	Rec.	Yds.	TD
vs Miami (Ohio)	2	37	0
Louisville	1	6	0
Florida	0	0	0
Alabama	0	0	0
at South Carolina	0	0	0
at Auburn	1	7	0
ULM	0	0	0
Mississippi State	2	15	0
Eastern Kentucky	1	10	0
at Vanderbilt	INJ		

2008

Opponent	Rec.	Yds.	TD
at Louisville	2	14	0
Norfolk State	0	0	0
Middle Tennessee	4	82	0
Western Kentucky	1	13	0
at Alabama	0	0	0
South Carolina	1	12	0
Arkansas	1	37	0
at Florida	0	0	0
at Mississippi State	1	13	0
Georgia	0	0	0
Vanderbilt	0	0	0
at Tennessee	1	18	0
vs East Carolina	1	15	0

Drake Career Statistics

Year	G-GS	Rec.	Yds.	Avg.	TD	Long
2006	12-1	0	0	0	0	0
2007	13-0	1	2	2.0	1	2
2008	13-8	12	204	17.0	0	37
2009	9-5	7	75	10.7	0	20
Totals	47-14	20	281	14.1	1	37

WIDE RECEIVERS

18 Randall Cobb

Wide Rec./Quarterback, 5-11, 188, So.

2009: Ranks third in the SEC and 15th nationally for punt return average at 13.2 yards per return ... Ranks first in the SEC for touchdowns scored ... Ranks third in the SEC and ranks 21st nationally in all-purpose yards per game with an average of 148.1 this season ... Ranks in a tie for second in the SEC in scoring with 8.0 points per game ... Stands ninth in the SEC with 3.56 receptions per game this season ... Is ninth in the SEC with 25.2 yards per kickoff return ... In win at Vanderbilt, gained 99 yards on 14 carries from the Wildcat formation and scored two touchdowns ... Led the team in all-purpose against MSU with a career-high 237 yards, including 17 rushing, 32 receiving, 142 on kick returns and 46 on punt returns, also rushed for a touchdown ... Against ULM, posted first career punt return for a touchdown running the ball back 73 yards for the score ... Rushed for a career-high 109 yards in win at Auburn for first career 100-yard rushing game ... A few plays after a career-long 61-yard run, scored with just over three minutes remaining to give UK the winning score over AU on a 4-yard scamper to the endzone ... Snared a career-long 55-yard pass from Mike Hartline against South Carolina ... Caught a game-winning, 12-yard touchdown from Hartline in the fourth quarter against Louisville ... Ran and caught a touchdown for the first time in career against Miami ... Totaled seven receptions for a career-high 96 yards against MU.

Career: Started at both wide receiver and quarterback last season ... First UK true freshman to see his first action at quarterback since Dusty Bonner in 1997 ... Won his first QB start at Mississippi State, clinching bowl eligibility for the Wildcats; accounted for both touchdowns in that game one rushing and one passing ... Is believed to be the first UK true freshman QB to start and win an SEC road game since freshmen became eligible in the early 1970s ... Threw for a career-high 144 yards vs. Vanderbilt ... Started four games early in the season at wide receiver ... Scored his first two career receiving touchdowns against Arkansas, grabbing scoring receptions of 21 and 32 yards from Mike Hartline in the final five minutes to give UK a 21-20 come-from-behind victory - tying the biggest fourth-quarter comeback in school history ... Made first collegiate start against Norfolk State at wide receiver, but soon shifted positions to quarterback, the first time since 1997 that a true freshman took a snap from center ... Throws left-handed ... Has played in 20 career games earning 17 starts.

2009 at Wide Receiver

Opponent	Rec.	Yds.	TD	Long
vs Miami (Ohio)	7	96	1	34
Louisville	6	71	1	27
Florida	5	24	0	9
Alabama	3	57	1	45
at South Carolina	2	62	1	55
at Auburn	1	12	0	12
ULM	4	27	0	11
Mississippi State	2	32	0	20
Eastern Kentucky	INJ			
at Vanderbilt	2	3	0	7

2008 at Wide Receiver

Opponent	Rec.	Yds.	TD	Long
at Louisville	3	31	0	11
Norfolk State	0	0	0	0
Middle Tennessee	0	0	0	0
Western Kentucky	INJ			

2009 KENTUCKY FOOTBALL BIOS

at Alabama	0	0	0	0
South Carolina	8	53	0	17
Arkansas	5	73	2	32
at Florida	2	7	0	4
at Mississippi State	3	33	0	18
Georgia	0	0	0	0
Vanderbilt	0	0	0	0
at Tennessee	0	0	0	0
vs East Carolina	INJ			

Cobb Career Receiving Statistics

Year	Pos.	G-GS	Rec.	Yds.	Avg.	TD	Long
2008	WR	11-4	21	197	9.4	2	32
2009	WR	9-9	32	384	12.0	4	55
Totals		20-13	53	581	11.0	6	55

2009 Rushing

Opponent	Att.	Yds.	TD	Long
vs Miami (Ohio)	1	11	1	11
Louisville	1	6	0	6
Florida	1	3	0	3
Alabama	4	21	0	11
at South Carolina	13	89	1	25
at Auburn	12	109	1	61
ULM	3	41	1	28
Mississippi State	8	17	1	11
Eastern Kentucky	INJ			
at Vanderbilt	14	99	2	21

2008 Rushing

Opponent	Att.	Yds.	TD	Long
at Louisville	1	2	0	2
Norfolk State	8	48	2	18
Middle Tennessee	0	0	0	0
Western Kentucky	INJ			
at Alabama	0	0	0	0
South Carolina	2	9	0	9
Arkansas	3	(-2)	0	4
at Florida	9	52	0	17
at Mississippi State	12	31	1	15
Georgia	18	82	3	17
Vanderbilt	15	72	1	16
at Tennessee	11	22	0	16
vs East Carolina	INJ			

Cobb Career Rushing Statistics

Year	Pos.	Att.	Yds.	Avg.	TD	Long
2008	WR/QB	79	316	4.0	7	18
2009	WR/QB	57	396	6.9	7	61
Totals		136	712	5.2	14	61

2009 at Quarterback

Opponent	Comp.	Att.	Int.	Pct.	Yds.	TD	Long
vs Miami	0	0	0	0	0	0	0
Louisville	0	0	0	0	0	0	0
Florida	0	1	0	0.0	0	0	0
Alabama	0	1	0	0.0	0	0	0
at South Carolina	0	0	0	0	0	0	0
at Auburn	0	0	0	0	0	0	0
ULM	2	4	0	50.0	46	0	37
Mississippi State	0	1	0	0.0	0	0	0

Eastern Kentucky INJ

at Vanderbilt	0	0	0	0	0	0	0
---------------	---	---	---	---	---	---	---

2008 at Quarterback

Opponent	Comp.	Att.	Int.	Pct.	Yds.	TD	Long
at Louisville	0	0	0	0	0	0	0
Norfolk State	6	11	1	54.5	87	1	27
Middle Tennessee	0	0	0	0	0	0	0
Western Kentucky	INJ						
at Alabama	0	0	0	0	0	0	0
South Carolina	1	1	0	100.0	4	0	4
Arkansas	2	3	0	66.7	45	0	37
at Florida	9	18	0	50.0	78	0	16
at Mississippi State	7	13	1	53.8	56	1	13
Georgia	12	20	1	60.0	105	0	29
Vanderbilt	11	26	2	42.3	144	0	34
at Tennessee	4	7	0	57.1	23	0	14
vs East Carolina	INJ						

Cobb Career Quarterback Statistics

Year	G-GS	Comp.	Att.	Int.	Pct.	Yds.	TD	Long
2008	11-4	52	100	5	52.0	542	2	37
2009	9-0	2	7	0	28.6	46	0	37
Totals	20-4	54	107	5	50.5	588	2	37

16 La'Rod King

Wide Receiver, 6-4, 190, Tfr.

2009: At Vanderbilt, caught two receptions for 41-yards, matching career high in yardage set against ECU ... Attained career highs against ECU with 41 yards on four receptions ... Made a tough 18-yard reception between two MSU defenders for a crucial first down ... Made first career grab vs ULM.

Career: Versatile athlete played quarterback, wide receiver, tight end, safety and special teams for North Hardin HS in Radcliff, Ky. ... Started at quarterback as a senior ... Named first-team all-district ... Team's MVP as a junior and senior ... Split time between QB and WR as a junior.

2008

Opponent	Rec.	Yds.	TD	Long
vs Miami (Ohio)	0	0	0	0
Louisville	DNP			
Florida	0	0	0	0
Alabama	0	0	0	0
at South Carolina	DNP			
at Auburn	0	0	0	0
ULM	1	8	0	8
Mississippi State	2	31	0	18
Eastern Kentucky	4	41	0	16
at Vanderbilt	2	41	0	28

King Career Statistics

Year	Pos.	G-GS	Rec.	Yds.	Avg.	TD	Long
2009	WR	8-0	9	121	13.4	0	28

81 Kyrus Lanxter

Wide Receiver, 6-2, 205, Jr.

2009: Achieved season highs with three receptions for 26 yards against Alabama ... Earned his second career start at wide receiver against Miami in the season opener ... Caught season-long pass of 16 yards against ULM ... Missed two games with hamstring injury this season.

2009 KENTUCKY FOOTBALL BIOS

Career: Caught first career touchdown from Mike Hartline on an out route in the 2009 AutoZone Liberty Bowl against East Carolina, breaking a tackle and scrambling to the end zone ... Had career highs with five catches for 46 yards in the bowl game ... Earned his first career start against Georgia in 2008 with a career-high four receptions for 25 yards ... Caught a career-long 27-yard pass from former high school teammate Randall Cobb in a first-half drive against Norfolk State in 2008 ... Caught one pass in five games as a true freshman ... Has played in 23 games with two starts.

2009

Opponent	Rec.	Yds.	TD	Long
vs Miami (Ohio)	2	6	0	6
Louisville	INJ			
Florida	INJ			
Alabama	3	26	0	14
at South Carolina	0	0	0	0
at Auburn	1	10	0	10
ULM	1	16	0	16
Mississippi State	0	0	0	0
Eastern Kentucky	0	0	0	0
at Vanderbilt	DNP			

2008

Opponent	Rec.	Yds.	TD	Long
at Louisville	2	17	0	11
Norfolk State	2	41	0	27
Middle Tennessee	3	31	0	13
Western Kentucky	0	0	0	0
at Alabama	0	0	0	0
South Carolina	0	0	0	0
Arkansas	INJ			
at Florida	INJ			
at Mississippi State	3	22	0	12
Georgia	4	25	0	12
Vanderbilt	2	12	0	8
at Tennessee	2	1	0	3
vs East Carolina	5	46	1	19

Lanxter Career Statistics

Year	Pos.	G-GS	Rec.	Yds.	Avg.	TD	Long
2007	WR	5-0	1	6	6.0	0	6
2008	WR	11-1	23	195	8.5	1	27
2009	WR	7-1	7	58	8.3	0	16
Totals		23-2	31	259	8.4	1	27

8 Chris Matthews

Wide Receiver, 6-5, 210, Jr.

2009: Held without a catch for first time this season at Vanderbilt after suffering a mild concussion during the game ... Team's second-leading receiver with 28 catches for 299 yards ... Hauled in a career-high seven receptions for 56 yards and a touchdown against ECU ... Made good on his first start as a Wildcat, hauling in a 21-yard touchdown reception from Mike Hartline against Miami ... Ended the day with 57 yards on four catches and a touchdown against the RedHawks ... Caught a career-long pass of 37 yards from Randall Cobb against ULM.

Career: Among the nation's top 10 junior college prospects, and the No. 2 wide receiver, as ranked by Rivals.com ... Caught 80 balls as a sophomore at Los Angeles Harbor College for 1,235 yards and 11 touchdowns in nine games ... First-team JC All-America and All-California selection in 2008 ... Has started nine games.

2008

Opponent	Rec.	Yds.	TD	Long
vs Miami (Ohio)	4	57	1	22
Louisville	6	34	0	14
Florida	3	28	0	16
Alabama	1	8	0	8
at South Carolina	1	13	0	13
at Auburn	2	30	0	23
ULM	2	42	0	37
Mississippi State	2	31	0	17
Eastern Kentucky	7	56	1	18
at Vanderbilt	0	0	0	0

Matthews Career Statistics

Year	Pos.	G-GS	Rec.	Yds.	Avg.	TD	Long
2009	WR	10-9	28	299	10.7	2	37

85 Gene McCaskill

Wide Receiver, 6-0, 182, So.

2009: Caught a career-high four receptions for 33 yards against ECU ... Snared three receptions for a season-high 51 yards at South Carolina ... Caught two balls for 22 yards in win versus ULM ... Earned first start of the season against Alabama.

Career: Caught 15 balls for 181 yards last season ... Made strong performance in 2009 AutoZone Liberty Bowl, setting career highs with three catches for 64 yards, including a UK-best 48-yard play ... Also handled punt returns for the first time as a Wildcat, returning three for 19 yards in the bowl game ... Earned first career start at MSU, catching two balls for 18 yards ... Has played in 22 career games with eight starts.

2009

Opponent	Rec.	Yds.	TD	Long
vs Miami (Ohio)	1	8	0	8
Louisville	1	5	0	5
Florida	0	0	0	0
Alabama	0	0	0	0
at South Carolina	3	51	0	31
at Auburn	1	10	0	10
ULM	2	22	0	13
Mississippi State	1	3	0	3
Eastern Kentucky	4	33	0	15
at Vanderbilt	0	0	0	0

2008

Opponent	Rec.	Yds.	TD	Long
at Louisville	1	10	0	10
Norfolk State	2	17	0	9
Middle Tennessee	0	0	0	0
Western Kentucky	0	0	0	0
at Alabama	DNP			
South Carolina	0	0	0	0
Arkansas	3	30	0	18
at Florida	2	22	0	15
at Mississippi State	2	18	0	12
Georgia	0	0	0	0
Vanderbilt	2	20	0	14
at Tennessee	0	0	0	0
vs East Carolina	3	64	0	48

2009 KENTUCKY FOOTBALL BIOS

McCaskill Career Statistics

Year	Post.	G-GS	Rec.	Yds.	Avg.	TD	Long
2008	WR	12-4	15	181	12.1	0	48
2009	WR	10-4	13	132	10.2	0	31
Totals		22-8	28	313	11.2	0	48

SPECIAL TEAMS

36 Lones Seiber

Kicker, 5-9, 190, Sr.

2009: Broke UK career scoring record after kicking for eight points against Alabama ... Booted a pair of career-long 49-yard field goals against the Crimson Tide ... Moved into seventh place in SEC history for extra points made in a career with 150.

Career: Now in his fourth year as a starter at placekicker ... Owns UK all-time scoring record with 282 points ... Set single-season scoring record for a kicker with 99 points in 2007 ... Holds the school record in extra points made with 143 ... Has made 45 of 74 career field goals ... Appeared in 45 games.

Seiber Field Goals by Distance

Season	1-19	20-29	30-39	40-49	50+	Total	Long
2006	0-0	6-8	2-5	3-6	0-0	11-19	48
2007	0-0	5-5	6-10	5-8	0-2	16-25	48
2008	0-0	7-8	1-4	3-6	0-1	11-19	40
2009	0-0	2-2	4-6	2-4	0-0	8-12	49
Totals	0-0	20-23	13-25	13-24	0-3	46-75	49

Seiber Career Stats

Season	G	FG	PAT	Total Points
2006	10	11-19	33-34	66
2007	13	16-25	51-54	99
2008	13	11-19	34-36	67
2009	10	8-12	32-33	56
Totals	46	46-75	150-157	288

9 Ryan Tydlacka

Kicker/Punter, 6-1, 202, So.

2009: Team's starting punter, averaging 40.3 yards per punt this season ... Booted a career-long 59 yard punt at South Carolina ... Averaged a season-best 45.2 yards per punt at Vanderbilt ... Dropped two punts inside the Alabama five-yard line and did the same in win at Auburn.

Career: Redshirted first year of eligibility in 2007 ... Kicked a career-long 51-yard field goal against South Carolina in 2008 ... Made his collegiate debut in Louisville last season, booting three punts, one inside the 20-yard line and two touchbacks ... Debuted as the UK place-kicker against WKU last year going a perfect 2-for-2 on the day ... Sixteen of his 22 punts landed inside the 20 last season ... Has appeared in 21 career games.

Tydlacka Career Punting Stats

Season	Punts	Yds.	Avg.	Long	In20
2008	22	816	37.1	49	16
2009	45	1815	40.3	59	16
Totals	67	2631	39.3	59	32

Tydlacka Field Goals by Distance

Season	1-19	20-29	30-39	40-49	50+	Total	Long
2008	0-0	0-1	1-2	1-2	1-1	3-6	51

Tydlacka Career Field Goal Stats

Season	G	FG	PAT	Total Points
2008	21	3-6	0-0	9