

# KENTUCKY WILDCATS

VS. SOUTH CAROLINA GAMECOCKS

GAME 5



VS.



Saturday, Oct. 10 • 12:30 p.m. EDT • Fox Sports South  
Columbia, S.C. • Williams-Brice Stadium (80,250)

UK Media Relations • (859) 257-3838 • (859) 323-4310 (fax) • www.UKathletics.com  
Football Contacts: Tony Neely (tneely@uky.edu), Susan Lax (slax0@uky.edu), Jeremy Strachan (JStrachan@uky.edu)

## KENTUCKY (2-2, 0-2 SEC)

9/5	vs. Miami (Ohio) (ESPNU) in Cincinnati	W, 42-0
9/19	LOUISVILLE (ESPNU)	W, 31-27
9/26	#1/1 FLORIDA (ESPN2)	L, 7-41
10/3	#3/3 ALABAMA (SEC Network)	L, 20-38
10/10	at #25 South Carolina (FSN)	12:30 p.m.
10/17	at Auburn	TBA
10/24	LOUISIANA-MONROE	TBA
10/31	MISSISSIPPI STATE (Homecoming)	TBA
11/7	EASTERN KENTUCKY	TBA
11/14	at Vanderbilt	TBA
11/21	at Georgia	TBA
11/28	TENNESSEE (Senior Day)	TBA

Note: all times Eastern and subject to change

## SOUTH CAROLINA (4-1, 1-1 SEC)

9/3	vs. North Carolina State	W, 7-3
9/12	vs. Georgia	L, 41-37
9/19	FLORIDA ATLANTIC	W, 38-16
9/24	MISSISSIPPI	W, 16-10
10/3	SOUTH CAROLINA STATE	W, 38-14
10/10	KENTUCKY	12:30 p.m.
10/17	vs. Alabama	TBA
10/24	VANDERBILT	TBA
10/31	vs. Tennessee	TBA
11/07	vs. Arkansas	TBA
11/14	FLORIDA	TBA
11/28	CLEMSON	TBA

Note: all times Eastern and subject to change

## ABOUT THE GAME

### TV • FOX SPORTS SOUTH, ESPN GAMEPLAN

Play-by-Play	Bob Rathbun
Analyst	Dave Archer
Sideline	Jenn Hildreth

### INTERNET VIDEO • ESPN360.COM

### RADIO • BIG BLUE SPORTS NETWORK

Play-by-Play	Tom Leach
Analyst	Jeff Picoro
Sideline	Dick Gabriel

### SATELLITE RADIO

Channel 200 - XM  
Channel 212 - Sirius (note: you must have the "Best of XM" package to hear the game on Sirius)

### INTERNET RADIO • www.UKathletics.com

Live Audio - free      Live Stats - free

## WILDCATS VISIT NO. 25 GAMECOCKS FOR FIRST SEC ROAD TRIP

Kentucky plays its first conference road game against the No. 25 South Carolina, marking the third consecutive week the Wildcats will battle a top-25 team. Last week UK fell 38-20 to No. 3 Alabama while USC topped South Carolina State 38-14 in Columbia. The Cats are looking to break a nine-game Gamecock win streak in the series, with six of those games decided by seven points or less.

Last time out against Alabama, UK tailback Derrick Locke became the 31st player in Kentucky history to reach 1,000 rushing yards in his career after gaining a season-high 75 yards on 20 carries. Locke now boasts 1,068 career rushing yards and ranks 27th on UK's all-time rushing list.

Placekicker Lones Seiber achieved two milestones against the Tide, kicking a pair of career-long 49-yard field goals to set the new all-time scoring record at UK of 254 points.

On defense, linebacker Danny Trevathan doubled his previous career high for tackles in a game, taking down 10 Alabama ballcarriers. Micah Johnson also posted 10 stops from his linebacker slot to up his total to 215 career tackles.

## GAME CENTER

KENTUCKY WILDCATS		SOUTH CAROLINA GAMECOCKS	
Record:	2-2, 0-2 SEC	Record:	4-1, 1-1 SEC
Ranking:	Not ranked	Ranking:	#25 AP/ RV Coaches
Last game:	L, #3/3 Alabama, 38-20 (H)	Last game:	W, South Carolina St., 38-14 (H)
Coach:	Rich Brooks (Oregon St., 1963)	Coach:	Steve Spurrier (Florida, 1966)
Record:	125-152-4 (25th season)	Record:	174-63-2 (20th season)
at UK:	34-43 (7th season)	at USC:	32-23 (5th season)
vs. USC:	0-6	vs. UK:	16-0

## QUICK NOTES

- The Wildcats are looking for their first win over a ranked team since defeating No. 1 LSU at home in 2007. They also look to chart their first road win over a ranked team since winning at No. 17 Louisville, 22-17, in 2002. UK's last road win over a ranked SEC team was in 1998 when UK upset No. 21 LSU in Baton Rouge.
- With South Carolina on the schedule this week, Kentucky will be taking on one of the top three defenses in the SEC for the third-consecutive game. Florida, Alabama and USC rank 1-2-3 in the league in total defense.
- UK ranks in the top five of six SEC statistical categories. The Cats are tied for first in fourth-down conversions (66.7 percent); third in kickoff return average (28.3); tied for third in sacks allowed (five); fourth in punt return average (10.7); fifth in third-down conversions (41.4 percent) and "Blue Zone" defense (76.5 percent).
- RB Derrick Locke leads the SEC and ranks 10th in the nation in all-purpose yards. He averages 173.0 all-purpose yards per game. He also ranks second in the league and 11th nationally in kick off returns with an average of 33.9.
- WR Randall Cobb also is a proven all-purpose threat for the Wildcats this season. The sophomore ranks in the SEC's top 10 in receptions per game (2nd - 5.2), punt return average (2nd - 10.8), receiving yards per game (8th - 62.0) and scoring (T-6th - 6.0 ppg).
- Since mid-season 2006, Kentucky has posted 10 come-from-behind wins in the fourth quarter.
- Senior kicker Lones Seiber became UK's all-time leading scorer last weekend vs. Alabama with 254 career points.

## SERIES HISTORY AGAINST SOUTH CAROLINA

Kentucky and South Carolina meet for the 21st time in school history ... USC leads the all-time series 13-6-1 and has won nine consecutive over the Cats ... South Carolina holds a 5-3-1 series lead in games played in Columbia ... UK's last victory over South Carolina was in 1999, 30-10 in Lexington ... The teams first met in 1937 - a 27-7 Kentucky win ... The teams only played three times (1937, 1978 and 1981) before South Carolina joined the Southeastern Conference in 1992 ... Since '92, the teams have faced each other annually ... The Gamecocks defeated the Cats 24-17 in Lexington last season ... Five of the last seven meetings with the Gamecocks have been determined by seven points or less ... Kentucky is 0-2 against South Carolina when the Gamecocks have been ranked.

## WILDCATS/GAMECOCKS COACHES



RICH BROOKS



STEVE SPURRIER

YR. AS HEAD COACH AT UK/USC:	7	5
OVERALL YR. AS HEAD COACH:	25	20

### COACHING CAREER

REG. SEASON RECORD:	121-149-4	167-55-2
POSTSEASON RECORD:	4-3	7-8
OVERALL RECORD:	125-152-4	174-63-2

### WITH UK/USC

OVERALL RECORD:	34-43	32-23
POSTSEASON RECORD:	3-0	1-2

### VS. OPPONENT

OVERALL RECORD:	0-6	16-0
POSTSEASON RECORD:	n/a	n/a

### VS. OPP. COACH

REG. SEASON:	0-4	4-0
POSTSEASON RECORD:	n/a	n/a
OVERALL RECORD:	0-4	4-0

## ON THIS DATE IN WILDCAT HISTORY

Saturday's matchup with South Carolina marks the 15th time in school history the Wildcats have played on Oct. 10. UK holds a 6-7-1 all-time record on this date. The last game was in 1998 when the Cats defeated South Carolina 33-28. UK has won its last two games on Oct. 10.

### WILDCATS ALL-TIME RECORD ON OCT. 3

Year	W/L	Result
1896	L	Kentucky 0 - Vanderbilt 6 (A)
1903	W	Kentucky 17 - Berea College 0 (H)
1908	W	Kentucky 17 - Berea College 0 (H)
1925	W	Kentucky 19 - Clemson 6 (H)
1931	W	Kentucky 45 - Wash. & Lee 0 (H)
1936	L	Kentucky 0 - Georgia Tech 34 (A)
1942	L	Kentucky 6 - Vanderbilt 7 (H)
1953	T	Kentucky 6 - LSU 6 (A)
1959	L	Kentucky 0 - Auburn 33 (A)
1964	L	Kentucky 6 - Florida State 48 (A)
1970	L	Kentucky 6 - Utah State 35 (H)
1981	L	Kentucky 14- South Carolina 28 (H)
1987	W	Kentucky 35- Mississippi 6 (H)
1998	W	Kentucky 33- South Carolina 28 (H)



Kentucky won its third consecutive Governor's Cup title with a 31-27 win over intrastate rival Louisville on Sept. 19.

## GAME NOTES VS. SOUTH CAROLINA

### HOW EXPERIENCED ARE THE TENTATIVE STARTERS?

	Sr.	Jr.	Soph.	RFr.	Fr.
UK	12	5	5	0	0
USC	TBA				

### LAST TIME VS. SOUTH CAROLINA

South Carolina set up two touchdowns with special teams plays, then came from behind in the fourth quarter to defeat Kentucky, 24-17, at Commonwealth Stadium.

Kentucky opened the scoring when cornerback Trevard Lindley picked off a Chris Smelley pass and returned it 28 yards for a touchdown in the first quarter. However, the Gamecocks quickly responded as USC's Captain Munnerlyn returned the ensuing kickoff 84 yards. The return set up a 16-yard touchdown pass from Smelley to wide receiver Kenny McKinley on the next play, knotting the score at seven.

In the second quarter, USC regained the lead after Gamecock Jordin Lindsey blocked a 21-yard UK field goal attempt and Munnerlyn scooped up the ball and returned it 81 yards for a touchdown. But later, UK's Shomari Moore forced a USC fumble, recovered by safety Marcus McClinton, that set up a touchdown drive capped off by Tony Dixon's two-yard plunge into the end zone to tie the score. UK took the lead going into halftime after freshman Ryan Tydlacka booted a career-long 51-yard field goal.

The teams missed three field goals in a scoreless third quarter, two by USC and one by UK. The Gamecocks made a change at quarterback in the quarter, substituting Stephen Garcia for Smelley. UK senior defensive tackle Myron Pryor promptly welcomed Garcia to the game with two second-half sacks. In the fourth quarter, Gamecock kicker Ryan Succop connected on a 42-yard field to tie the score. USC's next drive proved to be the difference in the game, resulting in a seven-yard touchdown pass from Garcia to tight end Weslye Saunders.

The Kentucky defense forced four turnovers, interceptions by Lindley and Moore along with fumble recoveries by McClinton and Johnny Williams. Returning to action after missing two games because of a sprained ankle, junior linebacker Micah Johnson topped all UK defenders with a then-career-high 12 tackles.

On offense, sophomore tailback Derrick Locke led the team in both rushing and receiving yards for the second consecutive week as part of his 146 all-purpose yards in the game.

### BIG GAMES AGAINST SOUTH CAROLINA

**1993** - UK overcame a 10-point deficit with less than 12 minutes remaining in the game to pull off a 21-17 upset of South Carolina before a nationally televised (ESPN) Thursday night audience. The win sparked UK to three consecutive victories and an eventual berth in the Peach Bowl. First-time starting QB Antonio O'Ferral, who stepped in for injured signal-caller Pookie Jones, led UK on an 81-yard 13-play march that ended with FB Michael Woodfork's one-yard TD dive with 4:55 left in the fourth quarter.

**1995** - Moe Williams enjoyed the greatest day ever by a UK running back on September 23, 1995, in the Wildcats' 35-30 win at South Carolina. Williams compiled 429 all-purpose yards (299 rushing, 57 receiving, 73 kickoff returns) - the second-highest total in NCAA history. Williams set three SEC records and

## MILESTONES TO WATCH

**Trevard Lindley (10 career interceptions)** - Needs one interception to tie for second place on the UK career list.

**Trevard Lindley (38 career pass breakups)** - Needs one pass breakup to move into a tie for seventh place on the SEC career list.

**Derrick Locke (1,068 career rushing yards)** - Needs 53 yards to move into 26th all-time (Shawn Donigan 1,120 yards 1978-82)

**Alfonso Smith (833 career rushing yards)** - Needs 167 rushing yards to reach 1,000 in his career.



**Rich Brooks and Paul "Bear" Bryant are the only coaches in Kentucky history to appear in three consecutive bowl games, and Brooks is the first to win three straight bowls.**

broke or tied five school records. He was named National Player of the Week by the National Football Foundation and National Offensive Player of the Week by Sports Illustrated.

1998 - After losses at Florida and Arkansas, the Wildcats defeated South Carolina, 33-28, in Lexington en route to a 7-4 regular-season finish that was topped by a trip to the Outback Bowl. Despite leading for much of the game, the Wildcats just couldn't shake the pesky Gamecocks. A 29-yard TD pass from Tim Couch to Kevin Coleman in the fourth quarter, plus a defensive safety, gave the Cats a 33-21 lead. The Gamecocks scored with 56 seconds remaining, but the Wildcats were awarded the onside kick and ran out the clock.

**COMPARISON STATS VS. SOUTH CAROLINA**

<u>Kentucky</u>	Record	<u>South Carolina</u>
2-2	Record	4-1
0-2	Conference Record	1-1
25.0	Scoring/Game	27.2
19.5	First Downs/Game	19.4
328.5	Total Offense/Game	372.2
158.0	Rushing Yards/Game	157.4
170.5	Passing Yards/Game	214.8
28.3	Kickoff Returns (avg.)	21.1
10.7	Punt Returns (avg.)	7.9
34.2	Net Punting (avg.)	36.5
29:35	Time of Possession/Game	31:04
41.4	Third Down Conv. (pct.)	38.0
66.7	Fourth Down Conversion (pct.)	60.0
-4	Turnover Margin	+4
26.5	Points Allowed/Game	16.8
353.2	Total Yards Allowed/Game	264.4
190.2	Rush Yards Allowed/Game	114.2
163.0	Pass Yards Allowed/Game	150.2

**KENTUCKY-SOUTH CAROLINA TIES**

- Kentucky has seven players on its 2009 roster from the Palmetto State, including Matt Lentz (Simpsonville), Antwane Glenn (Pacolet), Antonio Thomas (Cowpens), Gene McCaskill (Chester), Cartier Rice (Duncan), Calvin Harrison (Columbia) and Taylor Wyndham (Swansea).
- Kentucky senior Calvin Harrison attended Richland Northeast High School in Columbia with South Carolina junior Rodney Paulk.
- UK sophomore Stuart Hines and USC redshirt freshman D.L. Moore both went to Bowling Green High School in Bowling Green, Ky. Moore is the only player on the USC roster from the Commonwealth of Kentucky.
- Wide receivers Gene McCaskill (Kentucky) and C.C. Whitlock (South Carolina) were teammates at Chester High School in Chester, S.C.
- Lentz and USC senior Nathan Pepper were teammates at Greenville High School.
- UK offensive coordinator Joker Phillips was the wide receivers coach at South Carolina in 2002 before joining UK. Defensive line coach Rick Petri coached the South Carolina defensive ends from 1996-98.

**2009 SEC STANDINGS**

**EASTERN DIVISION**

Team	Rec.	Pct.	All
Florida	2-0	1.000	4-0
Georgia	2-1	.667	3-2
South Carolina	1-1	.500	4-1
Kentucky	0-2	.000	2-2
Tennessee	0-2	.000	2-3
Vanderbilt	0-3	.000	2-3

**WESTERN DIVISION**

Team	Rec.	Pct.	All
LSU	3-0	1.000	5-0
Alabama	2-0	1.000	5-0
Auburn	2-0	1.000	5-0
Miss. State	1-2	.333	2-3
Ole Miss	1-1	.000	3-1
Arkansas	0-2	.000	2-2



**THIS WEEK IN THE SEC**

Oct. 10

- Vanderbilt at Army CBS College Sports 12:00 ET
- Auburn at Arkansas ESPN 12:00 ET
- Georgia at Tennessee SEC Network 12:21 ET
- Houston at Mississippi State ESPNU 12:30 ET
- Kentucky at South Carolina FS South 12:30 ET
- Alabama at Ole Miss CBS 3:30 ET
- Florida at LSU CBS 8:00 ET

**INDIVIDUAL LEADERS**

**PASSING**

- UK**  
Mike Hartline (68-113-6-653-5)
- South Carolina**  
Stephen Garcia (93-155-2-1,035-6)

**RUSHING**

- UK**  
Derrick Locke (56-244-2)  
Alfonso Smith (29-121-1)  
Moncell Allen (16-91-1)
- South Carolina**  
Jarvis Giles (39-231-1)  
Kenny Miles (28-168-1)  
Brian Maddox (52-162-3)

**RECEIVING**

- UK**  
Randall Cobb (21-248-3)  
Chris Matthews (14-127-1)  
Derrick Locke (10-110-0)
- South Carolina**  
Moe Brown (18-283-2)  
Tori Gurley (17-244-1)

**TACKLES**

- UK**  
Micah Johnson (35)  
Calvin Harrison (29)  
Winston Guy (29)
- South Carolina**  
Eric Norwood (30)  
Chris Culliver (29)

## NATIONAL POLLS

### USA TODAY/ESPN COACHES POLL (WEEK 5)

1. **Florida (57) 4-0 1473**
2. Texas (1) 4-0 1408
3. **Alabama (1) 5-0 1366**
4. LSU 5-0 1273
5. Virginia Tech 4-1 1141
6. Boise State 5-0 1133
7. USC 4-1 1123
8. Ohio State 4-1 1072
9. TCU 4-0 965
10. Cincinnati 5-0 937
11. Miami (FL) 3-1 750
12. Penn State 4-1 713
13. Oklahoma State 3-1 702
14. Iowa 5-0 655
15. Kansas 4-0 616
16. Mississippi 3-1 460
17. Oregon 4-1 433
18. Missouri 4-0 386
19. **Auburn 5-0 369**
20. Brigham Young 4-1 353
21. Oklahoma 2-2 346
22. Nebraska 3-1 329
23. Georgia Tech 4-1 278
24. South Florida 5-0 220
25. Wisconsin 5-0 156

Others UK opps receiving votes: Georgia 148, South Carolina 128, Notre Dame 57, Houston 52, Stanford 43, Michigan 33, Utah 31, Boston College 15, Pittsburgh 6, Arizona 2, Arkansas 1, West Virginia 1, Central Michigan 1

### THE ASSOCIATED PRESS POLL (WEEK 5)

1. **Florida (54) 4-0 1486**
2. Texas (1) 4-0 1416
3. **Alabama (5) 5-0 1404**
4. LSU 5-0 1290
5. Virginia Tech 4-1 1200
6. Boise State 5-0 1185
7. USC 4-1 1108
8. Cincinnati 5-0 1004
9. Ohio State 4-1 994
10. TCU 4-0 940
11. Miami (FL) 3-1 931
12. Iowa 5-0 823
13. Oregon 4-1 676
14. Penn State 4-1 564
15. Oklahoma State 3-1 563
16. Kansas 4-0 513
17. **Auburn 5-0 428**
18. Brigham Young 4-1 403
19. Oklahoma 2-2 370
20. Mississippi 3-1 357
21. Nebraska 3-1 333
22. Georgia Tech 4-1 311
23. South Florida 5-0 238
24. Missouri 4-0 215
25. **South Carolina 4-1 200**

Others receiving votes: Wisconsin 157, Houston 142, Georgia 115, Stanford 50, Utah 31, Michigan 25, Boston College 12, Notre Dame 9, Pittsburgh 3, Arizona 2, West Virginia 2

### 2009 UK Opponents in Bold

## UK VS. RANKED OPPONENTS

- Over the years, Kentucky has played 217 games against opponents ranked in the Associated Press Top 20/25 Poll.
- The Wildcats own a 38-174-5 record against ranked opponents.
- South Carolina is UK's third consecutive ranked opponent. UK fell to No. 1 Florida (41-7) on Sept. 26 and No. 3 Alabama (38-20) last weekend.
- Kentucky is 0-2 against South Carolina when the Gamecocks have been ranked.
- UK's last win over a ranked team was in 2007 when the Cats defeated top-ranked LSU 43-37 in Commonwealth Stadium.
- UK is 1-1 vs. No. 25-ranked teams.
- UK's last win on the road against a ranked team was Sept. 1, 2002. UK defeated No. 17 Louisville at Papa John's Stadium, 22-17.
- UK's last road win over a ranked SEC team was in 1998. UK upset No. 21 LSU in Baton Rouge, La., on Oct. 17.

## CAT SCRATCHES

### TOUGH STRETCH FOR WILDCATS

No. 1 Florida and No. 3 Alabama marked the highest-ranked back-to-back opponents for the Wildcats in school history. The previous most highly ranked consecutive opponents was in 1964 when UK took on No. 1 Ole Miss and No. 7 Auburn in successive contests.

The schedule doesn't look to get any easier as UK's next two opponents both cracked The Associated Press top 25 poll this week. USC ranks No. 25 while Auburn landed at No. 17 after improving to 5-0 under first-year Tiger coach Gene Chizik.

### FIRST TRUE ROAD TEST

The trip to South Carolina is UK's first true road game of the season. The Cats opened the season against Miami (Ohio) at a neutral site in Cincinnati's Paul Brown Stadium. After the season opener, UK played host to three consecutive opponents in Louisville, Florida and Alabama.

Kentucky was 2-3 on the road last season, including a 1-3 record against the SEC. UK won at Mississippi State and lost at No. 2 Alabama, No. 5 Florida and at Tennessee.

### "KEEP MAKING HISTORY"

Coach Rich Brooks frequently talks to his team about doing things that have never been done at Kentucky, or haven't been done in a long time.

The Wildcats hit some historical milestones in the first two victories of the season:

- Kentucky's 42-0 win vs. Miami was the Wildcats' first shutout in 13 years.
- Defeating Miami marked UK's third-consecutive season-opening win, longest since a streak of eight consecutive season-opening victories from 1987-94.
- Kentucky's 31-27 win over Louisville was

## KENTUCKY VS. SOUTH CAROLINA

### USC LEADS THE SERIES, 13-6-1

Year	UK Record	USC Record	Site	Score
1937	3-3-0	3-3-1	Lexington	Kentucky, 27-7
1978	0-0-0	1-0-0	Columbia	Tied, 14-14
1981	1-3-0	2-3-0	Lexington	S. Carolina, 28-14
1992	2-1-0	0-3-0	Lexington	Kentucky, 13-9
1993	1-2-0	2-1-0	Columbia	Kentucky, 21-17
1994	1-2-0	2-1-0	Lexington	S. Carolina, 23-9
1995	1-2-0	1-2-0	Columbia	Kentucky, 35-30
1996	1-4	2-3	Lexington	S. Carolina, 25-14
1997	2-3	2-3	Columbia	S. Carolina, 38-24
1998	3-2	1-4	Lexington	Kentucky, 33-28
1999	3-2	0-5	Columbia	Kentucky, 30-10
2000	2-3	4-1	Lexington	S. Carolina, 20-17
2001	1-3	4-0	Columbia	S. Carolina, 42-6
2002	4-1	4-2	Lexington	S. Carolina, 16-12
2003	2-3	3-2	Columbia	S. Carolina, 27-21
2004	1-3	4-2	Lexington	S. Carolina, 12-7
2005	1-3	2-3	Columbia	S. Carolina, 44-16
2006	3-2	3-2	Lexington	S. Carolina, 24-17
2007	5-0	4-1	Columbia	S. Carolina, 38-23
2008	4-1	4-2	Lexington	S. Carolina, 24-17

### Series Information

First Meeting: 1937, Kentucky 27-7 (Lexington)  
 Last Meeting: 2008, S. Carolina 24-17 (Lexington)  
 Current Streak: S. Carolina has won nine in a row at Lexington; S. Carolina leads 8-3 at Columbia; S. Carolina leads 5-3-1

## KENTUCKY WEEK-BY-WEEK IN THE POLLS

DATE	AP	USAT/COACHES	BCS
Preseason	-	RV	
Sept. 6	-	RV	
Sept. 13	-	RV	
Sept. 20	-	RV	
Sept. 27	-	-	
Oct. 4	-	-	

## HONORING THE WILDCATS IN 2009

### Trevard Lindley

SEC Defensive Player of the Week vs. Miami

### Derrick Locke

SEC Special Teams Player of the Week vs. Louisville

the third-consecutive triumph over the Wildcats' in-state rivals, the first time that has been accomplished since the Governor's Cup rivalry was renewed in 1994.

### UK IN THE BLUE ZONE (20-AND-IN)

Kentucky has converted 9 of 11 opportunities (81.8 percent) in the "Blue Zone" (20-yard-line and in) for 59 points (eight touchdowns, one field goal, one loss on downs, one end of half).

UK ranks fifth in the SEC in "Blue Zone" defense as opponents have converted 13 of 17 opportunities (76.5 percent) for 71 points (eight touchdowns, 5-7 field goals).

### QUARTER-BY-QUARTER

The Wildcats have outscored opponents 35-14 in the second quarter and 28-21 in the fourth quarter. The first quarter hasn't been as kind as opponents are outscoring the Cats 45-16 in the opening quarter. The Cats trail 26-21 in the third.

## GETTING FRESH

Kentucky has played a total of five true freshmen this season. The following true freshmen have seen action: WR La'Rod King, CB Martavius Neloms, RB Donald Russell, OL Larry Warford and LB Ridge Wilson. All three junior college transfers also have played: DE DeQuin Evans, DT Mark Crawford and WR Chris Matthews.

## CATS ONE OF THE NATION'S TOP TEAMS IN QUARTERBACK PROTECTION

Kentucky's experienced offensive line has picked up where it left off last year in protecting its quarterback. The Wildcats rank 34th nationally and tied for third in the SEC in the sacks allowed category. In four games, UK has allowed just five sacks.

Last year, the offensive line gave up only 13 quarterback sacks and ranked fourth in the nation in fewest sacks allowed per game. The UK line also helped the team rank eighth nationally in fewest tackles for loss allowed per game.

## COBB'S JOBS

Kentucky sophomore Randall Cobb is proving to be a utility player for the Wildcats. He is playing primarily at wide receiver this season, with occasional action at quarterback in the "Wildcat" formation and he serves as UK's primary punt returner.

In the season opener, Cobb totaled seven receptions for a career-high 96 yards and charted a rushing and receiving touchdown for the first time in the same game. Against Louisville, Cobb charted six catches for a team-high 71 yards, including the game-winning touchdown in the fourth quarter.

Cobb, who ranks in the top 10 of four SEC statistical categories, has scored at least one touchdown in seven of 15 career games, including five of the last seven. He leads UK and ranks second in the SEC in receptions per game (5.2).

## ALL-PURPOSE LOCKE

Through four games, sophomore running back Derrick Locke leads the SEC and ranks 10th nationally in all-purpose yards per game. He now averages 173.0 all-purpose yards per game. He is UK's leading rusher with 61.0 yards per game.

## LOCKE HITS THE MARK

Junior tailback Derrick Locke became the 31st player in Kentucky history to reach 1,000 rushing yards in his career after gaining 75 yards on 20 carries against Alabama. Locke now has 1,068 career rushing yards and ranks 27th on the UK all-time rushing list. He needs 53 yards to move into 26th all-time (Shawn Donigan 1,120 yards 1978-82).

Senior tailback Alfonso Smith rushed for 28 yards vs. the Tide and now has now has 833 career rushing yards. He needs 167 more to reach the 1,000-yard mark.

## BACK-TO-BACK-TO-BACK SUCCESS

Kentucky won seven games in 2008 season,



# Commonwealth Stadium



*On game day, Commonwealth Stadium usually becomes the third-largest city in Kentucky.*

The Cats are in their 37th season at Commonwealth Stadium.

Rich Brooks is 23-21 (.523) overall in seven seasons at Commonwealth Stadium.

Since its opening in 1973, Kentucky has played 231 games within the friendly confines of Commonwealth Stadium. UK has a 123-104-4 record (.542) in Commonwealth.

Kentucky has broken the school record for attendance each of the last two seasons, once again ranking in the nation's top 25. UK has ranked in the nation's top 25 in attendance in nine of the last 10 seasons.

Kentucky broke the single-season attendance record again in 2008 with an average of 69,434 per game. The previous mark was 68,824 in the 2007 season.

The crowd of 71,024 vs. Florida on Oct. 20, 2007 was the largest crowd in the 35-year history of Commonwealth Stadium. The previous stadium record was 71,022 for the 1999 Tennessee game.

The playing surface is named C. M. Newton Field in honor of the former UK Director of Athletics.

### Facts and Figures on Commonwealth Stadium:

**Seating Capacity:** 67,942, including the Commonwealth Suites. With game workers, media, etc., total attendance can exceed 70,000.

**Video Boards:** Mitsubishi Diamond Vision, 19 x 34 feet on the west end zone (University Drive) and 16 x 28.5 feet on the east end zone (Nutter Field House).

**Sound System:** Coordinated by Mitsubishi as part of the video board project.

**Scoreboards:** Two, one in each end zone, constructed by Fairtron Scoreboards.

### Game Day Experiences

**The "Cat Walk":** Fans are encouraged to greet the team when the Wildcats arrive for the "Cat Walk." The team buses will arrive at the Nutter Field House approximately two hours and 15 minutes before the game and the players will make the "Cat Walk" to their stadium entry point at Gate 1. Fans are encouraged to line up on the sidewalk and cheer the players as they enter the stadium.

A siren will be sounded while the team buses are on their way to the stadium. That's the fans' cue to proceed to the Cat Walk area to greet the team.

**Wildcat Refuge:** Fans of all ages, but especially the younger Wildcats, will enjoy playing at the Wildcat Refuge, located outside of the southwest corner (outside Gate 9) of Commonwealth Stadium. There are five giant inflatable games that are available two hours before kickoff.

**UK Marching Band Will Parade Around Stadium:** The UK Marching Band will parade around the stadium, beginning approximately one hour prior to kickoff. The band and parade will begin at and return to Gate 4.

### TOP 10 COMMONWEALTH ATTENDANCES

1. 71,024 Florida, 2007
2. 71,022 Tennessee, 1999
3. 71,017 Georgia, 2002
4. **71,011 Florida, 2009**
5. **70,988 Louisville, 2009**
6. 70,971 Florida, 1999
7. **70,967 Alabama, 2009**
8. 70,902 LSU, 2007
9. 70,857 Louisville, 2007
10. 70,838 Louisville, 2001

## TRACKING KENTUCKY'S 2009 OPPONENTS

Opponent	UK vs. Opp	Opp. Record	Opp. Last Game	Next Up
Miami (Ohio)	W, 42-0	0-5	L, vs. Cincinnati 13-37	at Northwestern (10/10)
Louisville	W, 31-27	1-3	L, vs. Pittsburgh 10-35	vs. Southern Miss (10/10)
Florida	L, 7-41	4-0	W, at Kentucky 41-7	at LSU (10/10)
Alabama	L, 20-38	5-0	W, at Kentucky 38-20	at Ole Miss (10/10)
South Carolina	10/10	4-1	W, vs. South Carolina State 38-14	vs. Kentucky (10/10)
Auburn	10/17	5-0	W, at Tennessee 26-22	at Arkansas (10/10)
Louisiana-Monroe	10/24	3-2	W, vs. FIU 48-35	vs. Arkansas State (10/13)
Mississippi State	10/31	2-3	L, vs. Georgia Tech 31-42	vs. Houston (10/10)
Eastern Kentucky	11/7	3-1	W, vs. Eastern Ill. 36-31	vs. Tennessee State (10/10)
Vanderbilt	11/14	2-3	L, vs. Ole Miss 7-23	at Army (10/10)
Georgia	11/21	3-2	L, vs. LSU 13-20	at Tennessee (10/10)
Tennessee	11/28	2-3	L, vs. Auburn 22-26	vs. Georgia (10/10)

including a victory over East Carolina in the AutoZone Liberty Bowl, after posting identical eight-win campaigns and championships of the Gaylord Hotels Music City Bowl in both the 2006 and 2007 seasons.

The success marked a series of milestones for the Wildcats:

- First time in school history to win bowl games in three consecutive seasons
- First time to win seven games in three consecutive seasons in 58 years, since 1949-51
- UK is one of only 11 NCAA teams that have won bowl games the last three seasons
- UK is one of only five SEC teams to go to bowl games each of the last three years, joining Alabama, Florida, Georgia and LSU

### IT'S THE CATS IN CLOSE ONES

Much of Kentucky's success in the last two seasons came in finishing close games. In fact, the Wildcats have won 13 of their last 20 games that have been decided by 10 or fewer points, dating back to 2006. Below is a look at Kentucky's recent success in close games:

Oct. 28, 2006	at Mississippi State	W	34-31 (+3)
Nov. 4, 2006	Georgia	W	4-20 (+4)
Nov. 18, 2006	Louisiana-Monroe	W	42-40 (+2)
Nov. 25, 2006	at Tennessee	L	12-17 (-5)
Dec. 29, 2006	Clemson	W	28-20 (+8)
Sept. 15, 2007	Louisville	W	40-34 (+6)
Oct. 13, 2007	LSU	W	43-37 (3OT) (+6)
Oct. 20, 2007	Florida	L	37-45 (-8)
Nov. 10, 2007	Vanderbilt	W	27-20 (+7)
Nov. 24, 2007	Tennessee	L	50-52 (4OT) (-2)
Dec. 31, 2007	Florida State	W	35-28 (+7)
Sept. 13, 2008	Middle Tennessee	W	20-14 (+6)
Oct. 4, 2008	Alabama	L	14-17 (-3)
Oct. 11, 2008	South Carolina	L	17-24 (-7)
Oct. 18, 2008	Arkansas	W	21-20 (+1)
Nov. 1, 2008	Mississippi State	W	14-13 (+1)
Nov. 8, 2008	Georgia	L	38-42 (-4)
Nov. 15, 2008	Vanderbilt	L	31-24 (-7)
Jan. 2, 2009	East Carolina	W	25-19 (+6)
Sept. 19, 2009	Louisville	W	31-27 (+4)

### COMEBACK CATS

Kentucky has won 22 of its last 36 games, with 10 of those wins coming as fourth-quarter comebacks.

To put it in perspective, prior to that, you have to go back 146 games in order to find 10 fourth-quarter comeback victories for the Wildcats.

In 2006, the Cats set a school record by completing three consecutive fourth-quarter comebacks to defeat Georgia, Vanderbilt and Louisiana-Monroe in succession. In 2007, Kentucky came from behind in the final period to knock off No. 1 LSU, then-No. 9 Louisville and Arkansas. In fact, UK outscored its opponents 119-81 in the fourth quarter in '07. Last season, the Wildcats outscored their opponents 111-66 in the final quarter.

The 2008 win over Arkansas tied the largest Kentucky fourth-quarter comeback in school history. The Wildcats trailed 20-7 in the final stanza against the Razorbacks and came back to win, 21-20. UK trailed Vanderbilt 13-0 in the fourth quarter in 2004 and came back to win, 14-13.

Earlier this season against Louisville, UK trailed 27-24 with just under six minutes remaining in the game when UK's A.J. Nance recovered a fumble on a muffed punt return at the UofL 24-yard line. Nance's recovery set up the game-winning score when wide receiver Randall Cobb made a leaping 12-yard touchdown catch from quarterback Mike Hartline to give the Cats their final margin of victory.

A breakdown of the Wildcats' late-game heroics over the past three seasons is below.

## INJURY UPDATE

- Freshman linebacker Qua Huzzie is out for the season because of shoulder surgery.
- Freshman wide receiver E.J. Fields has had surgery to repair a foot injury and is expected to miss most of the season
- Junior center Marcus Davis is expected to miss most of the season after surgery to repair a broken bone and ankle dislocation.
- Sophomore linebacker Danny Trevathan had surgery on Sept. 7 to insert a pin in a fractured wrist bone. He plays with a cast.
- Junior cornerback Paul Warford missed the Alabama game with a quad muscle strain and is listed as doubtful for the USC game.
- Senior cornerback Trevard Lindley is listed as doubtful for the USC game with an ankle injury.

## POSITION CHANGES

The following players have made position changes since last season:

	From:	To:
Zipp Duncan	OG	LT
Winston Guy	CB	FS

## UK'S PRONUNCIATION GUIDE

**Eric Adeyemi:** ad-uh-YEM-ee  
**Moncell Allen:** mon-CELL  
**Jacob Dufrene:** du-FRANE  
**Antwane Glenn:** AN-twon  
**Jorge Gonzalez:** same as "George"  
**Qua Huzzie:** KWAY HUZ-ee  
**Osaze Idumwonyi:**  
 o-SAH-zay id-oom-WAH-ee  
**Tristian Johnson:** TRIS-chin (rhymes with "christian")  
**Greg Meisner:** MICE-ner  
**Ryan Mosby:** MOSE-bee  
**Anthony Mosley:** MOSE-lee  
**Martavius Neloms:**  
 mar-TAY-vee-us NELL-ums  
**Cartier Rice:** CAR-tee-ay  
**Matt Roark:** RO-ark  
**Lones Seiber:** LONE-us SEE-ber  
**Taiedo Smith:** ty-EE-doe  
**Danny Trevathan:** trev-A-than  
**Ryan Tydlacka:** tid-LOTCH-ka  
**Collins Ukwu:** OOK-woo  
**Dave Ulinski:** u-LIN-skee  
**CoShik Williams:** co-SHEEK

## HEAD COACH RICH BROOKS

- Named the 35th head coach of the Kentucky football program on Dec. 30, 2002.
- Prior to Kentucky, Brooks spent six seasons in the National Football League, where he served as an assistant head coach and defensive coordinator for the Atlanta Falcons from 1997-2000 and was head coach of the St. Louis Rams in 1995-96.
- Served as the head coach at Oregon from 1977-94 where he won more games than any coach in school history. He was named "National Coach of the Year" in 1994 after guiding the Ducks to the Rose Bowl. Because of his numerous contributions to the school in those 18 years, Oregon named its football field "Brooks Field" in his honor in 1995.
- Played collegiate football at Oregon State from 1959-62 under Coach Tommy Prothro. Brooks was a single-wing tailback on the freshman team, then played defensive back for three years on varsity. He was also a reserve quarterback in addition to playing in the secondary.
- Received bachelor's degree in physical education (1963) and master's in education (1964)

### PERSONAL

**Born:** August 20, 1941, in Forest, Calif.

**Hometown:** Grass Valley, Calif.

**Alma Mater:** Oregon State (1963 & 1964)

**Family:** Wife Karen and four adult children: daughters Kasey and Kerri and sons Denny and Brady, five grandchildren.

### COACHING EXPERIENCE

<u>1963</u>	Oregon State
Assistant Freshman Coach	
<u>1964</u>	Norte Del Rio HS
Assistant Coach	
<u>1965-69</u>	Oregon State
Assistant Coach, Defensive Ends and D-Line	
<u>1970</u>	UCLA
Assistant Coach, Linebackers	
<u>1971-72</u>	Los Angeles Rams (NFL)
Assistant Coach, Special Teams and Fundamentals	
<u>1973</u>	Oregon State
Assistant Coach, Defensive Coordinator	
<u>1974-75</u>	San Francisco 49ers (NFL)
Assistant Coach, D-Backs and Special Teams	
<u>1976</u>	UCLA
Assistant Coach, Linebackers and Special Teams	
<u>1977-94</u>	Oregon
Head Coach	
<u>1995-96</u>	St. Louis Rams (NFL)
Head Coach	
<u>1997-2000</u>	Atlanta Falcons (NFL)
Assistant Head Coach, Defensive Coordinator	
<u>2003-</u>	Kentucky
Head Coach	

### DID YOU KNOW?

**Rich Brooks and Paul "Bear" Bryant are the only coaches in Kentucky history to appear in three consecutive bowl games, and Brooks is the first to win three straight bowls.**

## UK COACHING CAREER WIN LIST

Coach	Yrs/UK	W	L	T
1. Paul Bryant	8	60	23	5
2. Fran Curci	9	47	51	2
3. Jerry Claiborne	8	41	46	3
Blanton Collier	8	41	36	3
<b>5. Rich Brooks</b>	<b>7</b>	<b>34</b>	<b>43</b>	<b>0</b>
6. Harry Gamage	7	32	25	5
7. Bill Curry	7	26	52	0
8. Charlie Bradshaw	7	25	41	4
9. A.D. Kirwan	6	24	28	4
10. R. Sweetland	3	23	5	0
11. Hal Mumme	4	20	26	0
C.A. Wynne	4	20	19	0



## WHAT THEY'VE WRITTEN ABOUT RICH BROOKS ...

"... the school's startling success in football is all about Brooks."

— John Adams, Knoxville News-Sentinel

"Brooks can flat-out coach."

— Ivan Maisel, ESPN.com

"Rich Brooks took over a program on life support and made it relevant again."

— Cory McCartney, SI.com

"OK, we're taking nominations for the most underrated coach in the SEC the last few seasons. Rich Brooks gets my vote ..."

— Chris Low, ESPN.com

"Brooks has consistently comported himself with honor in how he's dealt with the players and assistant coaches who have entrusted their futures to him. Brooks hasn't put his own fate ahead of the long-term best interests of his players."

— Mark Story, Lexington Herald-Leader

"With Brooks, the phrase 'built to last' is always right there, just below the surface. It describes who he is and what he believes in."

— Bart Wright, Greenville (S.C.) News

"He's not a gimmick guy. He's a balance guy. Let's run it. Let's throw it. Better yet, when the opportunity arises, let's go for the throat. Let's throw it down the field."

— John Clay, Lexington Herald-Leader

"For the class he has shown under criticism, and for the grace he has shown in victory, Kentucky has no finer sportsman this year than Rich Brooks ... [Brooks has] restored a sense of pride, credibility and respect."

— Eric Crawford, Louisville Courier-Journal, on his choice for the 2006 Kentucky Sportsman of the Year



## KENTUCKY'S RECORDS WHEN

Playing at home	1-2
Playing on the road	0-0
Playing at neutral site	1-0
Playing at night	0-1
Playing during the day	2-1
UK scores on first possession	1-0
Opponent scores on first possession	0-2
UK scores first	2-0
Opponent scores first	0-2
UK leads after 1st quarter	1-0
Opponent leads after 1st quarter	0-2
Teams are tied after 1st quarter	1-0
UK leads at halftime	2-0
Opponent leads at halftime	0-2
Teams are tied at halftime	0-0
UK leads after 3rd quarter	2-0
Opponent leads after 3rd quarter	0-2
Teams are tied after 3rd quarter	0-0
Game goes to overtime	0-0
UK has more total yards	1-0
Opponent has more total yards	1-2
UK has more rushing yards	2-0
Opponent has more rushing yards	0-2
UK has more passing yards	1-1
Opponent has more passing yards	1-1
UK has more turnovers	1-2
Opponent has more turnovers	1-0
Teams have equal turnovers	0-0
UK has more penalties	1-2
Opponent has more penalties	1-0
Teams have equal penalties	0-0
UK has more time of possession	1-0
Opp. has more time of possession	1-2
UK has 100-yard rusher	0-0
Opponent has 100-yard rusher	1-2
UK scores at least 20 points	2-1
Opponent scores at least 20 points	1-2
UK throws for 300 yards	0-0
Opponent throws for 300 yards	0-0
Playing on natural grass	1-2
Playing on artificial surface	1-0
UK defense scores	1-0
Opponent defense scores	0-1
UK returns KO/Punt for touchdown	1-0
Opponent returns KO/Punt for TD	0-1
Wearing blue uniforms	1-0
Wearing white uniforms	1-2



## DID YOU KNOW?

### FRESHMAN WR BRIAN ADAMS

- Brian credits UK athletics trainer Jim Madaleno with saving his life. Adams was at home (Georgia) in July when his right arm began swelling. An initial medial evaluation indicated nothing major was wrong. That diagnosis didn't sound correct to Madaleno, who urged Adams to see another doctor. The second opinion discovered a blood clot which required immediate hospitalization and treatment. Gone untreated, Adams could have died.
- Was a 45th-round draft pick of the Cincinnati Reds in the 2009 major-league draft; decided not to sign with the Reds

### JUNIOR RB MONCELL ALLEN

- Originally from New Orleans, his family was displaced by Hurricane Katrina in 2005 and now lives in Charlotte, N.C.
- Nickname is "Turtle"

### SENIOR TE ROSS BOGUE

- Served as director of the UK Student Lobbyist Corps during the state legislative session in the spring of 2009

### SENIOR SS ASHTON COBB

- Is one of 11 children from parents Wayne Bradley and Gayle Barnard Cobb

### SENIOR FB JOHN CONNER

- Named the "Best Blocking Back" in the SEC by the *Birmingham News*; teammates do not enjoy taking him on in practice and call him "The Terminator"

### SENIOR OT ZIPP DUNCAN

- Zipp is his real name, as he was named for a family friend with the last name of Zipp
- Serves as president of UK's chapter of the Fellowship of Christian Athletes

### JUNIOR QB WILL FIDLER

- Had three brothers who played college football; a cousin, Luke Petitgout, was a nine-year offensive tackle in the NFL

### FRESHMAN TB JONATHAN GEORGE

- Had a unique combination of accomplishments in high school. In addition to his football exploits, Jonathan was a state track champion in the 200- and 400-meter dashes and also a state champion in his weight class in wrestling as a junior and senior.

### JUNIOR QB MIKE HARTLINE

- His brother, Brian, played at Ohio State and is now a rookie wide receiver with the Miami Dolphins

### SENIORS OG CHRISTIAN JOHNSON AND LB MICAH JOHNSON

- Comes from a military family ... Have lived in seven different states ... Father, Nathaniel "Skip" Johnson was recently promoted to colonel in the U.S. Army, served a tour of duty in Iraq, and is now stationed in Virginia ... Skip played football at Bishop College

### SOPHOMORE OG JAKE LANESKI

- Jake is long off the tee in golf! He has driven the ball more than 400 yards and at one time was ranked fifth in the world in his age group for longest driving ability

### SENIOR CB TREVARD LINDLEY

- Enjoys art and has completed his degree in art studio. He hopes to one day design video games or become a graphic artist

### JUNIOR RB DERRICK LOCKE

- Came to UK as a dual-sport athlete, originally signing a track scholarship
- Competes for the UK track and field team as a long jumper, breaking the UK school outdoor record as a freshman with a leap of 25 feet, 3 1/4 inches
- Earned indoor All-America honors in 2008 and was the SEC Indoor Freshman Field Athlete of the Year
- Timed at 4.21 seconds in the 40-yard dash on 2008 Pro Day

### SENIOR DT COREY PETERS

- Would like to play in the National Football League, although his dream is to eventually become a high-school teacher. "I just plan on using the NFL as a vehicle to get to where I want to go," Peters said. "If you play six, seven, eight years in the league, the sky's the limit as far as the influence you can have on young people."

### SOPHOMORE LB DANNY TREVATHAN

- How often do you see a linebacker as the deep back on kickoff returns? Trevathan showed his speed by playing as a kickoff returner in the 2009 Blue/White Spring Game and had a 31-yard return.

Date	*Time Left	Trailing	Final Score
11/4/06	1:21	20-17	Kentucky 24, Georgia 20
11/11/06	13:16	20-17	Kentucky 38, Vanderbilt 26
11/18/06	14:08	34-33	Kentucky 42, Louisiana-Monroe 40
9/15/07	1:09	34-33	Kentucky 40, Louisville 34
9/22/07	4:02	29-21	Kentucky 42, Arkansas 29
10/13/07	OT	27-21	Kentucky 43, LSU 37 (3 OTs)
9/13/08	12:20	14-10	Kentucky 20, Middle Tennessee 14
10/18/08	2:21	20-7	Kentucky 21, Arkansas 20
1/2/09	3:02	19-16	Kentucky 25, East Carolina 19
9/19/09	4:28	27-24	Kentucky 31, Louisville 27

\* - Time left when the Wildcats resumed the lead

## 2009 PRESEASON HONORS

### John Conner, FB

- \* Best blocking back in the SEC by Birmingham News

### Zipp Duncan, OT

- \* All-SEC second team by SEC Media
- \* All-SEC third team by SEC Coaches, Phil Steele's College Football

### Jorge Gonzalez, C

- \* Watch list for Rimington Trophy
- \* All-SEC second team by Birmingham News
- \* All-SEC third team by SEC Coaches

### Mike Hartline, QB

- \* All-SEC third team by SEC Coaches

### Micah Johnson, LB

- \* All-America third team by Phil Steele's College Football
- \* All-SEC second team by SEC Coaches, SEC Media, Birmingham News, Phil Steele's College Football, Lindy's, Athlon College Football

### Trevard Lindley, CB

- \* Watch list for Chuck Bednarik Award (best defensive player), Bronko Nagurski Trophy (best defensive player), Jim Thorpe Award (best defensive back), Lowe's Senior CLASS Award
- \* All-America first team by ESPN.com, Phil Steele's College Football, Playboy, Athlon College Football
- \* All-America second team by The Sporting News
- \* All-SEC first team by SEC Coaches, SEC Media, ESPN.com, Birmingham News, Phil Steele's College Football, The Sporting News, Sports Illustrated, Lindy's, Athlon College Football

### Corey Peters, DT

- \* All-SEC third team by SEC Coaches
- \* All-SEC fourth team by Phil Steele's College Football



*Senior cornerback Trevard Lindley went through the NFL evaluation process but chose to return to Kentucky for his senior season. He was selected the nation's No. 1 cornerback in Lindy's College Football preseason magazine.*

2007	Florida State	35-28	(7-6)
	Music City Bowl		
2008	Louisville	27-2	(5-7)
2008	Norfolk State	38-3	(5-7)
2008	Middle Tennessee	20-14	(5-7)
2008	Western Kentucky	41-3	(2-10)
2008	Eastern Carolina	25-19	(9-4)
	Conference USA Champion, Liberty Bowl		
2009	Miami (Ohio)	42-0	
2009	Louisville	31-27	

## THE OFFENSE

### **OFFENSE SHOWS PRODUCTION, BALANCE**

- Kentucky totaled 42 points, 488 yards and 29 first downs in the season opener against Miami. It's the most in all three categories since the record-setting 2007 season.

The Wildcats also have shown good balance, as UK's rushing yardage and passing yardage have been within 35 yards of each other in all four games this season.

- Seven Wildcats (Locke, A. Smith, Allen, R. Cobb, Conner, Matthews, Bogue) have scored in the first four games of the season.
- Fourteen Wildcats have caught passes in 2009 and 10 have been credited with a rush.
- UK has scored at least 20 points in three of its four games this season. The Cats' 20 points vs. Alabama was the second-highest point total against the Tide defense this year.
- The Wildcats have gained over 300 yards on offense in three of four games this season.
- UK totaled 301 yards total offense against the Tide, becoming the first team to reach 300 yards total offense against Alabama this season.

### **WILDCAT FORMATION HAS GOOD START**

Kentucky's "Wildcat" formation, in which wide receiver Randall Cobb takes a shotgun snap from center, worked well against Miami as Kentucky scored on both possessions the formation was used.

In the second quarter from the RedHawk 16-yard line, Cobb handed off to tailback Derrick Locke, who swept right end for a touchdown.

In the third quarter, this time from the Miami 17, Cobb gave the ball to Locke for a six-yard gain. On the next play, Cobb kept it himself and found a gap around right end for an 11-yard touchdown run.

Cobb was one of the nation's most versatile players last season, splitting his time between quarterback, wide receiver and punt returner, roles he is continuing in 2009.

### **CONTINUING TO REBUILD**

After graduating several stars from the 2007 offense that scored more points than any team in school history, Kentucky fielded a very inexperienced attack last season.

### **UK HOLDS NATION'S SECOND-LONGEST NON-CONFERENCE WIN STREAK**

Kentucky's 31-27 win over Louisville on Sept. 19 was UK's 16th consecutive non-conference victory, which is tied for the nation's second-longest streak in the nation.

It is Kentucky's longest non-conference win streak since a 17-game stretch from 1954-60.

Here is the list of the nation's top active streaks.

### Active Winning Streaks vs. Non-Conference Opponents, Including Bowl Games

*(through games of Sept. 20, 2009; minimum 14 consecutive wins):*

#### **School Wins/Non-Conference Games Remaining in 2009**

1. Louisiana State: 21 (Oct. 31 vs. Tulane, Nov. 14 vs. Louisiana Tech)
2. Kentucky: 16 (Oct. 24 vs. Louisiana-Monroe, Nov. 7 vs. Eastern Kentucky)
  - Texas: 16 (Nov. 7 vs. Central Florida)
4. Southern California 14 (Oct. 17 at Notre Dame)

Here is the list of the non-conference opponents Kentucky has defeated and how they fared that season.

<u>Year</u>	<u>Opponent</u>	<u>Score</u>	<u>Overall Record, Outcome</u>
2006	Texas State	41-7	(5-6)
2006	Central Michigan	45-36	(10-4)
	Mid-American Conference Champ, Motor City Bowl Champ		
2006	Louisiana-Monroe	42-40	(4-8)
2006	Clemson	28-20	(8-5), Music City Bowl
2007	Eastern Kentucky	51-10	(9-3), OVC Champion
2007	Kent State	56-20	(3-9)
2007	No. 9 Louisville	40-34	(6-6)
2007	Florida Atlantic	35-28	(8-5)
	Sun Belt Champion, New Orleans Bowl Champion		

## 2009 TEAM CAPTAINS

Permanent team captains for the 2009 Kentucky football team are senior offensive tackle Zipp Duncan and senior defensive tackle Corey Peters.

Duncan is from Magnolia, Ky., and Peters is from Louisville, marking the first time since 1992 that the permanent captains are from the Commonwealth. It's also the first time since 1991 that the team's permanent captains are linemen.

Two game captains will join the permanent captains each week. The game captains are usually chosen based on performance from the previous week's game. They are listed below.

Miami (Ohio) .....	Mike Hartline and Trevard Lindley
Louisville .....	Sam Maxwell and Matt Lentz
Florida .....	Micah Johnson and Christian Johnson
Alabama .....	Jorge Gonzalez and A.J. Nance
South Carolina .....	TBA

## 2009 TEAM COUNCIL

The leadership council for the 2009 Kentucky football team has been elected by the Wildcats.

The council is usually comprised of seven players, each elected by his own position group.

The role of the council is to represent the team on issues that need player input and to bring team concerns to the attention of the coaching staff if needed. This year's council includes:

Defensive Line .....	Corey Peters, Sr., Louisville, Ky.
Linebackers .....	Micah Johnson, Sr., Ft. Campbell, Ky.
Defensive Backs .....	Trevard Lindley, Sr., Hiram, Ga.
Offensive Line .....	Zipp Duncan, Sr., Magnolia, Ky.
Tight Ends, Specialists .....	Ross Bogue, Sr., Suwanee, Ga.
Wide Receivers .....	Kyrus Lanxter, Sr., Alcoa, Tenn.
Quarterbacks, Running Backs .....	John Conner, Sr., West Chester, Ohio.

Despite the youth, UK still managed to rank sixth in the SEC in scoring offense with an average 22.6 points per game.

UK has six starters back from last season. Based on returning production, UK has 73 percent of the rushing yardage, 100 percent of the passing yardage, and 73.6 percent of the receiving yardage back from the 2008 squad.

## UK OFFENSE NO JOKE UNDER PHILLIPS

The Kentucky offense has had both success and balance since Joker Phillips became offensive coordinator in 2005.

Under Phillips' guidance, UK improved its points per game and total offense in three consecutive seasons, from 2005 to 2006 to 2007, eventually scoring a school record 475 points in the '07 season. Despite massive graduation losses from the '07 unit, UK still managed to finish sixth in the SEC in scoring offense a year ago.

The Kentucky offense has had good balance under Phillips' guidance, with 3,000-yard passers (Andre' Woodson, twice) 1,000-yard receivers (Keenan Burton and Steve Johnson) and 1,000-yard rushers (Rafael Little, twice).

### QUARTERBACKS

- Kentucky has a 8-5 (.615) record with junior Mike Hartline as the starting quarterback.
- Hartline has completed 60.2 percent of his passes for 653 yards and five touchdowns. His 45-yard touchdown strike to Randall Cobb against Alabama was a season-long pass.
- Junior Will Fidler and freshmen Ryan Mossakowski and Morgan Newton are vying for the backup role behind Hartline. Fidler completed 2-of-3 passes for 21 yards against the RedHawks and 1-of-2 passes vs. Florida. Mossakowski and Newton were rated as two of the nation's top quarterbacks in the 2009 recruiting class.

### RUNNING BACKS

- Kentucky hopes to secure its running game this season with the "Locke-Smith" combination at tailback. Senior Alfonso Smith has rushed for 833 yards in his career and a 4.5-yard average per carry. Locke, a junior, has 1,068 career rushing yards with a 5.0 average per attempt.

Both tailbacks are recovering from injuries, however. Smith hurt his foot in the spring game in April and Locke is bouncing back from a knee injury and reconstructive surgery sustained last October.

- Kentucky has showed good depth at tailback. Against Miami, five tailbacks rushed for at least 30


## NATIONAL AWARD WATCH LISTS



**T.C. DRAKE**  
John Mackey Award  
(nation's top tight end)



**JORGE GONZALEZ**  
Dave Rimington Trophy  
(nation's best center)



**MICAH JOHNSON**  
Rotary Lombardi Award  
(nation's top lineman/linebacker)  
Bronko Nagurski Trophy  
(nation's best defensive player)  
Dick Butkus Award  
(nation's best linebacker)



**TREVARD LINDLEY**  
Chuck Bednarik Award  
(nation's best defensive player)  
Bronko Nagurski Trophy  
(nation's best defensive player)  
Jim Thorpe Award  
(nation's best defensive back)  
Lowe's Senior CLASS Award  
(classroom, character, community and competition)

## KENTUCKY IN OVERTIME

Kentucky has a 2-3 record in overtime games. Here are the results:

- Oct. 4, 1997: Kentucky 40, Alabama 34 (home, 1 OT)
- Sept. 2, 2000: Louisville 40, Kentucky 34 (away, 1 OT)
- Nov. 1, 2003: Arkansas 71, Kentucky 63 (home, NCAA record 7 OT)
- Oct. 13, 2007: Kentucky 43, LSU 37 (home, 3 OT)
- Nov. 24, 2007: Tennessee 52, Kentucky 50 (home, 4 OT)

## STAT SUPERLATIVES

Here are some CAREER statistical superlatives among current players:

- Most Games Played: John Conner 45
- Most Games Started: Trevard Lindley 43
- Consecutive Games Started: Trevard Lindley 43
- 100-Yard Rushing Games: n/a
- 100-Yard Receiving Games: Alfonso Smith 1
- Games With Double-Figure Tackles: Micah Johnson 6, Calvin Harrison 2, Winston Guy 1, Danny Trevathan 1

## KENTUCKY'S 1,000-YARD RUSHERS

#	Player	Years	Att.	Yards	Avg.	TDs
1.	Sonny Collins	1972-1975	777	3,835	4.9	26
2.	Moe Williams	1993-1995	618	3,333	5.4	26
3.	Rafael Little	2004-2007	580	2,996	5.2	16
4.	Mark Higgs	1984-1987	532	2,892	5.4	25
5.	George Adams	1981-1984	638	2,648	4.2	25
6.	Artose Pinner	1999-2002	438	2,105	4.8	17
7.	Marc Logan	1983-1986	389	1,769	4.5	11
8.	Derrick Ramsey	1975-1977	446	1,764	3.9	25
9.	Anthony White	1996-1999	364	1,758	4.8	11
10.	Rodger Bird	1963-1965	397	1,699	4.2	21
11.	Derek Homer	1997-2000	353	1,689	4.8	11
12.	Ivy Joe Hunter	1985-1988	361	1,687	4.7	19
13.	Bill Leskovar	1949-1951	324	1,664	5.1	9
14.	Steve Campassi	1972-1975	370	1,609	4.3	8
15.	Al Baker	1986-1990	378	1,534	4.1	15
16.	Mike Fanuzzi	1971-1974	344	1,484	4.3	16
17.	Bobby Cravens	1956-1958	323	1,448	4.5	6
18.	Tony Dixon	2004, 2006-2008	345	1,388	4.0	16
19.	Alfred Rawls	1988-1989	286	1,370	4.8	16
20.	Randy Brooks	1976-1980	358	1,314	3.7	6
21.	Don Phelps	1946-1949	295	1,297	4.4	15
22.	Chris Hill	1975-1978	260	1,264	4.9	4
23.	Rod Stewart	1975-1978	268	1,250	4.7	9
24.	Doug Kotar	1971-1973	293	1,167	3.9	5
25.	Damon Hood	1991-1994	281	1,144	4.1	9
26.	Shawn Donigan	1978-1982	264	1,120	4.2	4
27.	<b>Derrick Locke</b>	<b>2007-present</b>	<b>213</b>	<b>1,068</b>	<b>5.0</b>	<b>8</b>
28.	Roger Gann	1967-1969	281	1,047	3.7	4
29.	Dicky Lyons	1966-1968	328	1,042	3.2	18
30.	Tom Fillion	1951-1953	208	1,017	4.9	8
31.	Terry Samuels	1990-1993	247	1,012	4.1	5
-	<b>Alfonso Smith</b>	<b>2006-present</b>	<b>184</b>	<b>833</b>	<b>4.5</b>	<b>7</b>

yards, including Smith, Locke, junior Moncell Allen, redshirt freshman CoShik Williams and freshman Donald Russell. In the Louisville game, three players (Locke, Smith, John Conner) had at least 28 yards.

- Locke, the SEC's leader in all-purpose yards, gained 204 all-purpose yards vs. Alabama, with a season-high 75 yards rushing, a season-high 63 yards receiving and 66 yards on kickoff returns.

- Coach Rich Brooks believes fullback John Conner is one of the best at his position in all of college football. Conner was named the "best blocking back in the SEC" by the *Birmingham News* and also is an effective runner and pass catcher. He did not see action in the season-opener because of injury, but rebounded against Louisville to chart three carries for 28 yards and a touchdown, including a crucial 23-yard burst on a 4th-and-1 play.

### WIDE RECEIVERS/TIGHT ENDS

- Sophomore Randall Cobb ranks second in the SEC in receptions per game. In four games he has 21 catches for 248 yards for an average of 5.25 catches per game.

- Cobb totaled seven receptions for a career-high 96 yards and a TD vs. Miami. Cobb had a rushing and receiving touchdown in one game for the first time in his career.

- Against Louisville, Cobb caught the game-winning touchdown in the fourth quarter, giving him a scoring grab for the second consecutive game to open the season.

- In the Alabama game, Cobb gained 186 all-purpose yards with 57 yards receiving, including a touchdown, season-high 21 yards rushing, 50 yards on kickoff returns and 58 yards on punt returns.

- Cobb's 45-yard touchdown grab against Bama was a career-long reception.

- Junior Kyrus Lanxter achieved season highs with three receptions and 26 yards against Alabama.

- Sophomore Matt Roark earned his second and third career receptions vs. UofL, both good for first downs and 15 total yards.

- Junior-college transfer Chris Matthews came up big in his first UK game as he caught four passes for 57 yards and a touchdown against Miami. He hauled in a career-high six receptions for 34 yards against Louisville and had three catches for 28 yards vs. Florida. Overall, he is UK's second-leading

receiver with 14 catches for 127 yards.

- Three seniors, T.C. Drake, Maurice Grinter and Ross Bogue, give the team good experience and depth at tight end. UK tight ends have combined for six receptions this season.

- TE Ross Bogue scored his first career touchdown vs. Florida on a 2-yard reception from QB Mike Hartline in the second quarter.

### OFFENSIVE LINE

- Kentucky is fielding the second-most experienced offensive line in the Southeastern Conference in 2009, based on the number of games started by returning players. UK has nine returning offensive linemen who have combined to start 106 games in their careers, including tackle Zipp Duncan (30 starts), tackle Justin Jeffries (26), guard Christian Johnson (19), center Jorge Gonzalez (16), guard Jake Lanefski (4), tackle Brad Durham (3), tackle Billy Joe Murphy (3), guard Stuart Hines (4) and center Marcus Davis (1).

Only Georgia has a more experienced group by that mode of measurement. (Research done by Darren Everson for *The Wall Street Journal*.)

- Junior center Marcus Davis made his first collegiate start vs. the RedHawks. Redshirt freshman Matt Smith finished the game at center after Davis suffered an ankle injury that will sideline him for most or all of the season.

- The O-line has allowed only five sacks this season. UK ranks sixth in the SEC and 34th nationally in the sacks allowed category (1.25 per game).

## THE DEFENSE

With an assortment of bumps and bruises accumulating through the during the first month of the season, UK could be forced to take a look at some less experienced players in the secondary for the South Carolina game.

Junior cornerback Paul Warford missed the Alabama game with a quad muscle strain and remains doubtful for Saturday against the Gamecocks. Sophomore Randall Burden replaced Warford against the Tide with redshirt freshman Cartier Rice seeing action as well. Senior and All-America cornerback Trevard Lindley suffered an ankle injury vs. Alabama and is listed as doubtful for Saturday. In his absence, true freshman Martavius Neloms looks to move up the depth chart.

### NOTES FROM THE OPENER

- The defense shut out Miami in the season opener, marking UK's first shut out since defeating Vanderbilt, 25-0, in 1996.

- The defense recorded two interceptions against Miami. In addition, the unit recorded three sacks, 11 pass breakups and three quarterback hurries.

- The defense held Miami to 10 first downs. The last time UK held an opponent to 10 or fewer first downs was eight vs. Western Kentucky on Sept. 27, 2008.

- The defense held Miami to 2-of-15 on third down conversions. That's the lowest percentage of third down conversions since 1-of-13 vs. Norfolk State on Sept. 6, 2008.

### TURNOVERS TELL THE TALE

It's often called the most important statistic in football. Since the 2006 season, Kentucky is +15 in turnover margin. In the last 43 games, Kentucky has totaled 90 takeaways (44 fumble recoveries and 46 interceptions) while committing just 75 turnovers.

In 2006, the Cats were 2nd nationally with a +15 turnover margin. Last season, they were 35th in the nation at +5. However, UK is -4 in turnover margin so far this season.

### UK IN THE SEC/NCAA STATS

	SEC	NCAA	Stat
Scoring Offense	11th	78th	25.0
Scoring Defense	10th	79th	26.5
Pass Offense	11th	108th	170.5
Pass Defense	6th	16th	163.00
Kickoff Returns	3rd	9th	28.3
Rushing Offense	8th	50th	158.0
Rushing Defense	12th	107th	190.2
Total Offense	11th	93rd	328.5
Total Defense	10th	61st	353.2
Punt Return Avg.	4th	49th	10.7
Punting	8th	88th	34.2
Turnover Margin	10th	100th	-1.0
First Downs	11th	T-59th	78/19.50
Opp. First Downs	4th	T-51st	72/18.00
Sacks By	T-8th	T-51st	2.0
Pass Efficiency	11th	98th	108.8
Pass Defense Efficiency	9th	44th	114.8
4th Down Conv.	T-1st	T-17th	66.7 [4-6]
3rd Down Conv.	5th	T-48th	41.4[24-58]
Opp. 3rd Down Conv.	11th	T-65th	38.7[24-62]
Sacks Against	T-3rd	T-34th	1.25
Penalties Yards Per Game	9th	T-65th	65.5
Opp. Penalty Yardage	10th	N/A	44.2
Red-zone Offense	8th	T-58th	81.8 [9-11]

### CATS IN THE STATS

	SEC	NCAA	Stat
Rushing- Locke	11th	T-85th	61.0
Passing Yds/Game- Hartline	9th	-	163.2
Total Offense- Hartline	10th	99th	168.75
Locke	24th	-	61.0
Receptions- R. Cobb	2nd	57th	5.25
Matthews	14th	-	3.5
Locke	T-25th	-	2.50
Receiving Yds.- R. Cobb	8th	T-84th	62.0
Punting- Tydlacka	8th	62nd	39.94
Punt Returns- R. Cobb	3rd	33rd	10.75
Kick Returns- Locke	2nd	11th	33.9
Scoring- R. Cobb	T-13th	-	6.0
Seiber	20th	-	5.5
Field Goals- Seiber	12th	T-92nd	.75
All Purpose- Locke	1st	10th	173.25
R. Cobb	10th	100th	106.25
Sacks- Evans	T-4th	T-38th	.75
Wyndham	T-10th	T-89th	.50
Tackles- M. Johnson	5th	T-63rd	8.75
Guy	T-11th	-	7.25
Harrison	T-11th	-	7.25
Maxwell	T-50th	-	4.8
Tackles For Loss- M. Johnson	T-22nd	-	.88
Interceptions-			
Lindley, Harrison, Maxwell	T-11th	-	.25
Pass Defended- Lindley	T-4th	T-25th	1.25
Maxwell	T-4th	T-25th	1.25

### DOUBLE-FIGURE TACKLERS

	2009	Career
<b>Micah Johnson</b>	2	6
2008 - 12 vs. South Carolina, 15 vs. Arkansas, 12 vs. Vanderbilt, 12 vs. Tennessee		
2009 - 12 vs. Louisville, 10 vs. Alabama		
<b>Winston Guy</b>	1	1
2009 - 11 vs. Louisville		
<b>Calvin Harrison</b>	1	2
2008 - 10 vs. Vanderbilt		
2009 - 11 vs. Florida		
<b>Danny Trevathan</b>		
2009 - 10 vs. Alabama		

### DEFENSIVE NUMBERS IMPROVING

Kentucky's defensive yardage allowed has shown significant progress during the last two seasons. The advancement coincided with the maturing of a young group of players along with the appointment of Steve Brown as defensive coordinator in 2007.

The Wildcats' total defense is the nation's most improved over the last two years, reducing yardage allowed by 121 yards per game during that span.

Year	Total Def. Per Game	NCAA Rank
2006*	453.4	118th
2007	397.2	67th
2008	332.4	40th

\*under the previous defensive coordinator

Year	Scoring Defense -- NCAA Rank
2006*	99th
2007	80th
2008	35th

\*under the previous defensive coordinator

### MANY SHOES TO FILL

The Wildcat defense has numerous shoes to fill following the departure of seven starters from last year's defense. All seven of those players signed NFL contracts.

On the plus side, four regular starters return along with 15 additional lettermen.

### LINDLEY MAKES A BIG DIFFERENCE

Senior cornerback Trevard Lindley has made several game-changing plays while at Kentucky. He currently has 10 interceptions and 38 pass breakups during his Wildcat career. Seven of his 10 interceptions have been key plays in Kentucky victories, with the eighth pick helping send a game into overtime. He led the team in breakups each of the last three seasons and now holds UK's career record with 38. He currently is tied for fourth in the SEC in passes defended with 1.25 per game. He also is the only defensive player to score a touchdown for the Wildcats this season.

Here's a list of his biggest plays:

- Game-clinching interception in win over Georgia as a freshman
- Acrobatic endzone interception plus a fumble recovery in the 2006 Music City Bowl win over Clemson
- Interception and long return on first play of the game in 2007 win over No. 9-ranked Louisville
- 66-yard fumble return for TD in 2007 win at Arkansas
- Interception in win over No. 1 LSU in 2007
- Career-high eight tackles and an interception that helped send the 2007 Tennessee game into overtime
- Caused a fumble and had a career-high three pass breakups in 2007 Music City Bowl triumph over Florida State
- Interception return for a touchdown vs. South Carolina in 2008
- Interception return for a touchdown vs. Miami in 2009; also had three pass breakups in that game and was named SEC Defensive Player of the Week
- Lindley has scored a defensive touchdown in each of the last three seasons -- fumble return at Arkansas in 2007, interceptions for TDs vs. South Carolina in 2008 and Miami in 2009

### THE FRONT FOUR

- Senior defensive tackle Corey Peters is the only returning starter in the defensive line. Peters has 110 tackles in his career, including 17.5 tackles for loss and 8.0 quarterback sacks.
- Peters recovered his second career fumble against Florida. His first recovery came against Arkansas last season.
- Against Alabama, Peters picked up his third pass breakup of the season, a career high only four games into the season.
- Junior Ricky Lumpkin is the other starter at tackle. He played well as a backup the last two seasons. The primary reserves at tackle are junior Shane



*Four current Wildcats (from left) - Zipp Duncan, Mikhail Mabry, Trevard Lindley and Ross Bogue - already have graduated as they head into their senior season. Every senior on UK's three-consecutive bowl teams has graduated or signed an NFL contract with the goal of coming back to finish his degree.*

McCord and Mark Crawford, a junior-college transfer who is a sophomore in eligibility.

- Kentucky is extremely inexperienced at defensive end. Prior to the season, none of the Wildcat ends had made a tackle in a collegiate game. Junior-college transfer DeQuin Evans, sophomore Chandler Burden and redshirt freshmen Collins Ukwu and Taylor Wyndham are sharing the positions.
- Ukwu tallied his first career sack against Florida, while tying his career mark with three tackles.
- Against Louisville, Evans earned his first career sacks, totaling two for a loss of 19 yards. He also charted one against Alabama and currently leads the team in sacks with three.
- Redshirt freshman defensive end Taylor Wyndham posted his second sack of the year vs. Florida's Tim Tebow. He also had a sack in the Miami game.

#### **LINEBACKERS**

- The Wildcats linebackers are paced by senior Micah Johnson, who leads the team in tackles with 35 stops. The first-team Coaches All-SEC team selection last season ranks fifth in the SEC in tackles per game. With 10 tackles vs. Alabama, Johnson now has 215 in his career.
- Senior Sam Maxwell starts at the strongside linebacker. He was a key factor in UK's win over Louisville as he intercepted Louisville quarterback Justin Burke in the fourth quarter. He also broke up Burke's final pass of the game inside the UK 5-yard line. He currently is UK's fifth-leading tackler with 19 stops, including two for loss.
- Maxwell ranks tied for fourth in the SEC with teammate Trevard Lindley in passes defended (1.25 per game). He has a pass breakup in all four games this season.
- Sophomore Danny Trevathan saw his first

extensive action at weakside linebacker in the season opener. Despite a cast on his right hand due to a wrist injury, Trevathan is UK's fourth-leading tackler with 23 tackles. He charted a career-high 10 stops vs. No. 3 Alabama.

#### **SECONDARY**

- Senior cornerback Trevard Lindley leads the defensive backfield. A second-team All-American a year ago, Lindley chose to return to UK despite being projected as a second-round pick in the National Football League draft. For more on Lindley's career at UK, see the paragraph on the previous page.
- Junior Paul Warford and sophomore Randall Burden are sharing a starting job at cornerback and the "nickelback" duties when an extra DB is needed.
- Freshman defensive back Martavius Neloms tackled a career-high four ball carriers vs. Alabama.
- Kentucky is fortunate to have great depth at safety with six returning lettermen, including seniors Ashton Cobb and Calvin Harrison, and sophomores Winston Guy, Matt Lentz, Taiedo Smith and Greg Wilson.
- Harrison, UK's second-leading tackler, led the teams in tackles against Florida with a career-high 11 stops. It was his second game all-time in double figures. He previously posted 10 tackles at Vanderbilt in 2007. He has 109 career tackles.
- Guy led the team in the opener with seven tackles, including a quarterback sack on a blitz. He also recorded his first double-figure game in his career with 11 tackles vs. Louisville. He currently ranks tied for second on the team and is tied for 11th in the SEC in tackles per game with 7.2.

#### **SPECIAL TEAMS**

- Senior Lones Seiber became UK's all-time

leading scorer with 254 career points, breaking the UK career scoring record (Joey Worley, 246) after kicking a pair of career-long 49-yard field goals and adding two PATs vs. Alabama.

- Sophomore Ryan Tydlacka inherits full-time punting duties from departed All-SEC punter Tim Masthay. He is averaging 39.9 yards per punt. He saw brief action last year at field goal duties, making 3-of-6 field goals, including a 51-yarder.
- The departed Masthay could be the most missed player on the team. In addition to leading the SEC with a 45.2-yard punting average, his booming kickoffs helped Kentucky lead the SEC in net kickoff coverage.
- Redshirt freshman kicker Craig McIntosh made his Wildcat debut against Alabama with four kickoffs averaging 63.2 yards per kick.
- Matt Roark has used his 6-6 height advantage to be a force on special teams. Roark deflected three kicks last season, one field goal and two extra points, including the game-deciding blocked extra point in UK's 14-13 win over Mississippi State.

#### **UK RANKS NINTH NATIONALLY IN KICKOFF RETURNS; LOCKE REJOINS CENTURY CLUB**

With three experienced kickoff returners, it's no wonder that Kentucky currently ranks ninth in the nation in kickoff returns with a 28.3 average.

Derrick Locke leads the charge by ranking second in the SEC and 11th nationally in kickoff returns with a 33.9 average.

Locke had a 100-yard touchdown return vs. Louisville and became the first player in school history to have two 100-yarders in a career, a feat he first did last season vs. Western Kentucky.

Locke also broke the UK record for most kickoff return yards in a game with four returns for 191 yards against the Cardinals. He was



*Junior tailback Derrick Locke leads the SEC and ranks 10th in the nation in all-purpose yards. He averages 173.25 yards per game.*

named SEC Special Teams Player of the Week for that performance.

Joining Locke on kickoff returns are Alfonso Smith, with a 22.7-yard average, Randall Cobb with 25.0 yards per game and Winston Guy, with a 21-yard average.

### SPECIAL TEAMS ACCOMPLISHMENTS

Kentucky has had numerous special teams accomplishments under coordinator Steve Ortmyer, who has two Super Bowl championship rings while coaching special teams for the Oakland/Los Angeles Raiders.

- Special teams made a decisive game-changing play in each of UK's three-consecutive bowl wins (2006-07-08).
- UK has blocked 26 kicks in six seasons.
- UK led the SEC in net kickoff coverage in 2007 and 2008.
- UK led the SEC and ranked third in the nation in kickoff returns in 2008.
- Kentucky has had a better net punting average than the opponent for five consecutive seasons.
- In 2005, Kentucky was the only team that ranked in the nation's top five in both kickoff and punt returns.
- In 2006, Kentucky was the only team that ranked in the nation's top 10 in both kickoff and punt returns. UK led the nation in punt returns that season.
- There have been numerous individual achievements in addition to the team highlights. For a full list of special teams accomplishments under Coach Ortmyer, see page 15 of the UK Football Media Guide.

## CATSCELLANEOUS

### TOUGH SCHEDULE

As is customary for the Wildcats, Kentucky again plays one of the nation's toughest schedules in 2009 as six opponents played in bowl games a year ago. Four teams are ranked in the current Top 25 polls in Florida, Alabama, Auburn and South Carolina.

### COACHING CHANGES

The Kentucky coaching staff had no changes in personnel from last season, although three assistants had adjustments in title or responsibility over the winter.

- Joker Phillips' title changed from offensive coordinator to head coach of the offense. He will continue to have overall responsibility for the offense and call the plays on game day. (Phillips also is Kentucky's head coach of the future when Rich Brooks retires.)
- Quarterbacks coach Randy Sanders adds the title of offensive coordinator. He will continue to work closely with Phillips in the development of the offensive system and weekly game plan.
- In being named offensive coordinator, Sanders has given up his duty of recruiting coordinator. That responsibility has been added to linebackers coach Chuck Smith.

### PHILLIPS NAMED UK COACH OF THE FUTURE

Joker Phillips, currently the head coach of the offense, has been designated as UK's head coach of the future by Director of Athletics Mitch Barnhart. That announcement was made in Jan. 2008.

Phillips will take over when current head coach Rich Brooks leaves the position. Brooks, who has completed six years at Kentucky, has a contract that will take him through the 2011 season.

### DID YOU KNOW?

- With Joker Phillips and Steve Brown as offensive and defensive coordinator, Kentucky is the first school in Southeastern Conference history to have African-Americans in those roles at the same time.
- The Kentucky cheerleaders did it again in January, winning an unprecedented 17th national championship – including 13 of the last 15 – at the annual Universal Cheerleaders Association competition.
- Wildcat superfan Jim Brown had an attendance streak of 412 consecutive home games, but had to miss the Alabama game on Oct. 3 because of illness. He had seen every home game since 1938, with the exception of 1944 (military service, World War II). For more on Brown, see the feature story on page 140 of the UK football media guide.
- Kentucky is one of only 10 schools that have won an NCAA men's basketball championship while also having a claim on a national championship in football.

### IT'S A WILDCAT STATE

Kentucky is often referred to as a "basketball state," given the fact that UK arguably is the greatest men's basketball program in collegiate history.

However, we like to think of Kentucky as a "Wildcat state" because of the tremendous overall support for UK athletics. In 2008-09, Kentucky was one of only five schools to rank in the nation's top 25 in attendance for football, men's basketball and women's basketball.

In addition, Kentucky has ranked in the nation's top 35 in football attendance every year since Commonwealth Stadium was expanded in 1999. On game day, Commonwealth Stadium usually becomes the third-largest city in Kentucky.

And, over the years, one would be hard-pressed to find a school with the ups-and-downs of Kentucky football, yet has the solid bedrock of support enjoyed by the Wildcat gridders. For example, contrast Kentucky with other institutions from so-called "basketball states." Kentucky, North Carolina, Kansas, Duke, and Indiana rank 1st, 2nd, 3rd, 4th, and 10th (respectively) in all-time college basketball victories. Here is the average attendance for those schools in the 2008 football season:

School	2008 attendance
Kentucky	69,434
North Carolina	57,829
Kansas	50,907
Indiana	31,782
Duke	28,727

Kentucky a basketball state? We say it's a Wildcat state.

### IT'S ACADEMIC!

- Kentucky has had a first-team Academic All-American each of the last four years. UK and Penn State are the only two tams that accomplished that feat from 2005-08.
- Kentucky led the nation in Academic All-Americans in 2005 and 2007.
- Every senior on UK's three-consecutive bowl championship teams has graduated or signed an NFL contract with the goal of coming back to finish his degree.
- Hayden Lane and Jacob Tammé won the 2006 and 2007 SEC Scholar-Athlete of the Year Award, respectively, the first league school to have back-to-back winners.
- Four current Wildcats already have graduated -- TE Ross Bogue, OT Zipp Duncan, CB Trevard Lindley and LB Mikhail Mabry. The four players are working on their master's degrees or adding a second undergraduate major.

### FAMILY TIES AT KENTUCKY

- DT Shane McCord and LB Sam Maxwell are cousins.
- CB Paul Warford and OG Larry Warford are cousins.
- Christian and Micah Johnson are brothers.

- Jarvis and Myron Walker are brothers.
- Alex and Nathan Dutton are identical twin brothers.
- WR Aaron Boyd is the brother of former UK quarterback Shane Boyd, who is now with the Houston Texans.
- OL Dave Ulinski is the grandson of former Wildcat, Harry, a center/linebacker at UK from 1946-49. Ulinski is one of UK's retired jersey honorees.
- WR Matt Roark is the son of Ray Gover, a UK football letterman from 1985-88 as a defensive back and wide receiver.
- TE Gabe Correll is the grandson of Ray Correll, who played for the Wildcats in 1951-53 and is one of Kentucky's retired jersey honorees.
- FB Brian Murphy is the son of Pat Murphy, who played football at UK in the early 1970s and brother of Sean Murphy, a UK footballer from 2003-07.
- C Sam Simpson's father (also named Sam) played football at Kentucky from 1977-79.
- Ryan Phillippi is a third-generation Kentucky quarterback. His grandfather, Chuck, was a UK QB in the 1950s and father Kent was a UK QB in the 1970s.

#### **CATS HAVE NINE LIVES IN THE NFL**

Nine former Kentucky Wildcats are currently on National Football League rosters.

WR Keenan Burton, St. Louis

DE Jeremy Jarmon, Washington

WR Steve Johnson, Buffalo

LB Braxton Kelley, Denver (practice squad)

DT Myron Pryor, New England

TE Jacob Tamme, Indianapolis

OT Garry Williams, Carolina

QB André Woodson, Washington (practice sq.)

LB Wesley Woodyard, Denver

1

KENTUCKY 42, MIAMI (OHIO) 0

SEPT 5, 2009



Kentucky shined on both sides of the ball in the season opener against Miami (Ohio) as the defense secured its first shutout in 13 years at a neutral-site game in Cincinnati's Paul Brown Stadium with 41,037 in the stands.

The game marked UK's largest margin of victory in a lidlifter in 25 years and also improved its non-conference winning streak to 15 consecutive games.

After the teams battled through a scoreless first quarter, UK dominated the rest of the game. Early in the second quarter, safety Calvin Harrison intercepted Miami quarterback Daniel Raudabaugh and returned the ball 42 yards to the Miami 47. That set up a four-play Wildcat scoring drive that culminated in a 27-yard touchdown pass from

quarterback Mike Hartline to wide receiver Randall Cobb down the left sideline to give UK a 7-0 lead. After the Kentucky defense forced the RedHawks into a three-and-out possession, the Wildcats started another scoring drive from their 42. Tailback Derrick Locke starred on the seven-play drive, gaining two first downs before capping it off with a 16-yard touchdown from the Wildcat formation to push the score to 14-0.

With less than five minutes to play in the half, Hartline directed another UK touchdown drive. This time wide receiver Chris Matthews took the spotlight, hauling in a 22-yard pass from Hartline for a first down just shy of Miami's red zone. On the next play, the pair teamed up again for a 21-yard score. Matthews' first touchdown of his career at Kentucky gave the Cats a 21-0 advantage going into the locker rooms.

UK's offensive explosion continued in the second half. On the first drive of the third quarter, Hartline connected with Cobb for 34 yards to the Miami 37. Cobb later scored on an 11-yard scramble on a direct snap in the Wildcat formation, giving UK a four-touchdown lead. Midway through the third, cornerback Trevard Lindley picked off Raudabaugh deep in Miami territory, taking the ball 25 yards to the house and increasing the score to 35-0. Tailback Moncell Allen rushed for the Cats' final score of the game to open the fourth stanza – a 9-yard plunge into the end zone yielding the final score.

UK had 488 yards total offense, going over 200 in both rushing and receiving for the first time in two years. Meanwhile, the UK defense limited the RedHawks to 10 first downs and 188 total yards. Lindley, who added three pass breakups to his interception TD, was named Southeastern Conference Defensive Player of the Week.

SCORING SUMMARY

Kentucky	0	21	14	7	-	42
Miami	0	0	0	0	-	0

- UK – R. Cobb 27 pass from Hartline (Seiber kick)...11:28 2nd qtr.
- UK – Locke 16 run (Seiber kick)...6:50 2nd qtr.
- UK – Matthews 21 pass from Hartline (Seiber kick)...1:55 2nd qtr.
- UK – R. Cobb 11 run (Seiber kick)...11:30 3rd qtr.
- UK – Lindley 25 interception return (Seiber kick)...7:28 3rd qtr.
- UK – Allen 9 run (Seiber kick)...13:58 4th qtr.

TEAM STATISTICS

	KENTUCKY	MIAMI
First Downs	29	10
Rush Attempts/Net Rushing Yds.	49/245	22/62
Passing C/A/I	20/31/0	13/34/2
Net Passing Yards	243	126
Offensive Plays	80	56
Total Offense	488	188
Fumbles/Lost	2/0	1/0
Penalties/Yards	3/20	5/40
Punts/Average	4/44.5	10/36.9
Third-Down Conversions	11-of-18	2-of-15
Time of Possession	36:25	23:35

RUSHING (ATT-YARDS-TD)

Kentucky – Locke 8-61-1, Allen 8-57-1, Williams 10-39, Smith 7-36, Russell 7-30, Hartline 3-11, Cobb 1-11-1, Nance 1-4, Grinter 2-2, team 1-(-1), Fidler 1-(-5)  
Miami – Bratton 7-37, Merriweather 5-12, Kennedy 1-9, Rogers 2-3, Green 2-2, Raudabaugh 5-(-1)

PASSING (COMP-ATT-INT-YARDS-TD)

Kentucky – Hartline 18-27-0-222-2, Fidler 2-3-0-21-0, Sargent 0-1-0-0-0  
Miami – Raudabaugh 13-34-2-126-0

RECEIVING (REC-YARDS-TD)

Kentucky – Cobb 7-96-1, Matthews 4-57-1, Drake 2-37, Lanxter 2-6, Correll 1-15, Bogue 1-12, McCaskill 1-8, Adeyemi 1-6, Melillo 1-6  
Miami – Rogers 6-56, Givens 4-37, Woods 1-19, Harris 1-9, Green 1-5


TACKLES

Kentucky – Guy 7, Trevathan 5, Harrison 5, Warford 4, M. Johnson 4

2

KENTUCKY 31, LOUISVILLE 27

SEPT 19, 2009



Kentucky forced two Louisville turnovers late in the game during its fourth-quarter comeback 31-27 victory in the Governor's Cup series, marking the Wildcats' third-straight win against the Cardinals in front of 70,988 fans at Commonwealth Stadium – the fourth-largest crowd in UK history.

With just under six minutes remaining in the game and Louisville leading 27-24, UK's A.J. Nance recovered a fumble on a muffed punt return at the UofL 24-yard line. Nance's recovery set up the game-winning score when wide receiver Randall Cobb made a leaping 12-yard touchdown catch from quarterback Mike Hartline to give the Cats their final margin of victory.

Kentucky linebacker Sam Maxwell made two huge defensive plays down the stretch to secure the win. Just inside two minutes remaining, defensive tackle Corey Peters tipped a pass that Maxwell intercepted and returned 17 yards. Later Maxwell ended the game when he broke up a final pass attempt by Burke inside the UK 5-yard line.

UK opened the scoring in the first quarter with a 26-yard field goal from Lones Seiber. The Cardinals bounced back with a 6-yard touchdown run by Victor Anderson. On the ensuing kickoff, Derrick Locke returned the ball 100 yards for a Kentucky touchdown and a 10-7 lead. Locke became the first player in UK history to return two kickoffs for 100-yard touchdowns in a career and he set a single-game school record with 191 return yards.

Fullback John Conner's two-yard TD scamper gave UK a 17-7 lead at the half. After halftime, miscues plagued the Wildcats. UK only possessed the ball for four plays in the third quarter as three turnovers led to a pair of Louisville field goals and a touchdown pass from Justin Burke to Cameron Graham, giving the visitors a 20-17 lead.

Later in the fourth, Locke capped a 12-play, 73-yard drive with a two-yard touchdown plunge to give UK a 24-20 advantage. Louisville struck back quickly two plays later with a 66-yard touchdown pass from Burke to Trent Guy to put the Cardinals up 27-24, two minutes before Nance made his game-changing fumble recovery.

The win marked UK's 16th consecutive non-conference victory and was the 10th time in the last 34 games that the Wildcats came from behind in the fourth quarter to win the game.

SCORING SUMMARY

Louisville	7	0	6	14	27
Kentucky	10	7	0	14	31

- UK – Seiber 26 FG...9:34 1st qtr.
- UL – Anderson 6 run (Payne kick)...5:37 1st qtr.
- UK – Locke 100 kickoff return (Seiber kick)...5:23 1st qtr.
- UK – Conner 2 run (Seiber kick)...2:47 2nd qtr.
- UL – Payne 23 FG...11:29 3rd qtr.
- UL – Payne 42 FG...4:58 3rd qtr.
- UL – Graham 5 pass from Burke (Payne kick)...14:16 4th qtr.
- UK – Locke 2 run (Seiber kick)...8:55 4th qtr.
- UL – Guy 66 pass from Burke (Payne kick)...7:49 4th qtr.
- UK – R. Cobb 12 pass from Hartline (Seiber kick)...4:28 4th qtr.

TEAM STATISTICS

	LOUISVILLE	KENTUCKY
First Downs	19	18
Rush Attempts/Net Rushing Yds.	40/133	33/168
Passing C/A/I	15/29/1	20/28/1
Net Passing Yards	245	178
Offensive Plays	69	61
Total Offense	378	346
Fumbles/Lost	1/1	2/2
Penalties/Yards	6/35	8/95
Punts/Average	2/43.5	3/34.3
Third-Down Conversions	9-of-17	6-of-11
Time of Possession	32:32	27:28

RUSHING (ATT-YARDS-TD)

Kentucky – Locke 15-72-1, Smith 10-45, Conner 3-28-1, Hartline 3-18, Cobb 1-6, Allen 1-(-1)  
Louisville – Anderson 19-110-1, Burke 8-17, Guy 1-4, Powell 12-2

PASSING (COMP-ATT-INT-YARDS-TD)

Kentucky – Hartline 20-27-1-178-1, team 0-1-0-0-0  
Louisville – Burke 15-28-1-245-2, team 0-1-0-0-0

RECEIVING (REC-YARDS-TD)

Kentucky – Cobb 6-71-1, Matthews 6-34, Locke 4-47, Roark 2-15, Drake 1-6, McCaskill 1-5  
Louisville – Long 5-89, Beaumont 3-33, Graham 3-24-1, Powell 2-21, Guy 1-66-1, Chichester 1-12


TACKLES

Kentucky – M. Johnson 12, Guy 11, Maxwell 7, Harrison 6, Trevathan 6

3

#1/1 FLORIDA 41, KENTUCKY 7

SEPT 26, 2009



Top-ranked Florida lived up to its billing by scoring on the team's first five possessions of the game to jump out to a commanding lead and top Kentucky 41-7 in the Wildcats' Southeastern Conference opener in front of 71,011 fans at Commonwealth Stadium – the fourth-largest crowd in UK history.

The Gators scored a 22-yard field goal by Caleb Sturgis on its opening drive to go up early. UF quarterback Tim Tebow scored the first touchdown of the game on a three-yard rush a few minutes later. On the ensuing possession, Florida's Chris Rainey blocked a UK punt attempt and recovered it in the endzone to give the Gators a 17-0 advantage. Late in the first quarter, Tebow rushed for his second touchdown of the game, dashing two yards for the score. The former Heisman Trophy winner ended the quarter with 44-yard touchdown pass to tight end Aaron Hernandez to increase the Gators' lead.

Kentucky got on the board late in the second quarter with a 58-yard, 14-play drive. On fourth-and-goal from the two-yard line, quarterback Mike Hartline connected with tight end Ross Bogue for a two-yard touchdown. It the first touchdown of Bogue's career as the Wildcats cut the lead to 31-7 going into the locker rooms. The extra point by Lones Seiber gave him 246 points as a Wildcat, tying the UK career scoring record held by Joey Worley.

The Gators finished the scoring in the second half when Sturgis booted his second field goal of the game, connecting from 33 yards, and wide receiver Riley Cooper caught an eight-yard touchdown pass from John Brantley for the final margin. On defense, Kentucky's Calvin Harrison led the teams in tackles with a career-high 11 stops, his second game all-time in double figures. UK linebacker Micah Johnson surpassed the 200-mark for career tackles with nine for the game to total 205 career stops.

**SCORING SUMMARY**

Florida	31	0	3	7	-	41
Kentucky	0	7	0	0	-	7

- UF – Sturgis 22 FG...11:13 1st qtr.
- UF – Tebow 3 run (Sturgis kick)...7:11 1st qtr.
- UF – Rainey 23 blocked punt return (Sturgis kick)...6:04 1st qtr.
- UF – Tebow 2 run (Sturgis kick)...2:15 1st qtr.
- UF – Hernandez 44 pass from Tebow (Sturgis kick)...0:00 1st qtr.
- UK – Bogue 2 pass from Hartline (Seiber kick)...2:44 2nd qtr.
- UF – Sturgis 32 FG...3:45 3rd qtr.
- UF – Cooper 8 pass from Brantley (Sturgis kick)...6:39 4th qtr.

**TEAM STATISTICS**

	FLORIDA	KENTUCKY
First Downs	25	11
Rush Attempts/Net Rushing Yds.	52/362	32/86
Passing C/A/I	9/16/0	14/31/2
Net Passing Yards	133	93
Offensive Plays	68	63
Total Offense	495	179
Fumbles/Lost	1/1	0/0
Penalties/Yards	6/55	9/69
Punts/Average	4/33.8	9/35.8
Third-Down Conversions	5-of-13	3-of-16
Time of Possession	32:03	27:57

**RUSHING (ATT-YARDS-TD)**

Kentucky – Locke 13-36, Allen 3-28, Smith 7-12, Conner 2-7, Williams 1-7, R. Cobb 1-3, Fidler 1(-1), Hartline 3(-6)  
 Florida – Tebow 16-123-2, Demps 12-97, Moody 5-57, Gillislee 6-39, Rainey 9-36, James 1-7, Brantley 2-3, team 1-0

**PASSING (COMP-ATT-INT-YARDS-TD)**

Kentucky – Hartline 13-28-2-85-1, Fidler 1-2-0-8-0, R. Cobb 0-1-0-0-0  
 Florida – Tebow 5-10-0-103-1, Brantley 4-6-0-30-1

**RECEIVING (REC-YARDS-TD)**

Kentucky – R. Cobb 5-24, Matthews 3-28, Roark 1-15, Conner 1-9, Melillo 1-8, Allen 1-7, Bogue 1-2-1, Smith 1-0  
 Florida – Hernandez 3-54-1, Cooper 2-30-1, Nelson 2-27, Moody 1-18, Demps 1-4


**TACKLES**

Kentucky – Harrison 11, M. Johnson 9, Guy 6, Maxwell 6

4

#3/3 ALABAMA 38, KENTUCKY 20

OCT 3, 2009



Two touchdowns in the final minute of the first half gave third-ranked Alabama a 15-point lead and propelled the Crimson Tide to a 38-20 victory in front of 70,967 onlookers, the seventh-largest crowd in Commonwealth Stadium history.

Alabama's offense got out of the gate quickly on a three-play, 37-yard drive that ended with an 11-yard touchdown run by Mark Ingram. Kentucky responded midway through the first quarter when Lones Seiber booted a career-long 49-yard field goal that gave him the UK career scoring record. Seiber later cut the Alabama lead to one after connecting on another 49-yard field goal to end the quarter.

Late in the second quarter, the Crimson Tide offense drove 97 yards on 13 plays to score on a three-yard Greg McElroy pass to Colin Peek with 40 seconds remaining. Seconds later the Alabama defense recovered a UK fumble and Courtney Upshaw returned it 45 yards for a touchdown to increase the UA lead to 21-6 at the half.

The Crimson Tide defenders continued to apply pressure in the third quarter, forcing two Wildcat turnovers. As a result, Ingram scored his second touchdown of the game on a 32-yard run and the Tide added a 36-yard field goal from Leigh Tiffin to extend their lead early in the half. UK responded when Randall Cobb hauled in a career-long reception of 45 yards from Mike Hartline for a touchdown. McElroy closed the scoring in the third quarter with a seven-yard touchdown toss to Darius Hanks. In the final stanza, Kentucky scored on a 16-play, 65-yard touchdown drive that ended on a two-yard scamper into the endzone by Alfonso Smith, his first rushing score of the season.

In the game, UK tailback Derrick Locke became the 31st player in school history to reach 1,000 rushing yards in his career after gaining a season-high 75 yards on 20 carries against the Tide. Locke added a season-high 63 yards receiving and 66 yards on kickoff returns to gain 204 all-purpose yards and maintain his position atop the SEC. On defense, linebacker Danny Trevathan doubled his previous career high for tackles in a game, taking down 10 Alabama ballcarriers. Micah Johnson also posted 10 stops from his linebacker slot.

**SCORING SUMMARY**

Alabama	7	14	17	0	-	38
Kentucky	6	0	7	7	-	20

- UA – Ingram 11 run (Tiffin kick)...14:03 1st qtr.
- UK – Seiber 49 FG...6:32 1st qtr.
- UK – Seiber 49 FG...0:00 1st qtr.
- UA – Peek 3 pass from McElroy (Tiffin kick)...0:40 2nd qtr.
- UA – Upshaw 45 fumble return (Tiffin kick)...0:21 2nd qtr.
- UA – Ingram 32 run (Tiffin kick)...13:43 3rd qtr.
- UA – Tiffin 36 FG...10:18 3rd qtr.
- UK – R. Cobb 45 pass from Hartline (Seiber kick)...9:36 3rd qtr.
- UA – Hanks 7 pass from McElroy (Tiffin kick)...3:45 3rd qtr.
- UK – Smith 2 run (Seiber kick)...12:52 4th qtr.

**TEAM STATISTICS**

	ALABAMA	KENTUCKY
First Downs	18	20
Rush Attempts/Net Rushing Yds.	42/204	38/133
Passing C/A/I	15/26/0	17/32/3
Net Passing Yards	148	168
Offensive Plays	68	70
Total Offense	352	301
Fumbles/Lost	0/0	1/1
Penalties/Yards	6/47	7/78
Punts/Average	5/39.8	3/38.7
Third-Down Conversions	8-of-17	4-of-13
Time of Possession	33:30	26:30

**RUSHING (ATT-YARDS-TD)**

UK – Locke 20-75, Smith 5-28-1, Cobb 4-21, Allen 4-7, Conner 1-3, Hartline 4(-1)  
 Alabama – Ingram 22-140-2, Richardson 14-26, Fitzgerald 1-17, Upchurch 1-13, McElroy 3-5, Maze 1-3

**PASSING (COMP-ATT-INT-YARDS-TD)**

Kentucky – Hartline 17-31-3-168-1, Cobb 0-1-0-0-0  
 Alabama – McElroy 15-26-0-148-2

**RECEIVING (REC-YARDS-TD)**

Kentucky – Locke 6-63, Cobb 3-57-1, Lanxter 3-26, Allen 3-12, Matthews 1-8, Conner 1-2  
 Alabama – Peek 6-65-1, Hanks 2-34-1, Jones 2-13, Upchurch 2-0, Alexander 1-21, Richardson 1-9, Ingram 1-6

**TACKLES**

Kentucky – Trevathan 10, M. Johnson 10, Harrison 7, C. Burden 5, Guy 5

# 2009 KENTUCKY FOOTBALL DEPTH CHART

(as of Sun. Oct. 4)

## OFFENSE

TE	80 T.C. Drake, 6-6, 242, Sr-3L or 86 Ross Bogue, 6-5, 244, Sr-3L 40 Maurice Grinter, 6-3, 253, Sr-3L
LT	72 Zipp Duncan, 6-5, 291, Sr-3L 52 Billy Joe Murphy, 6-6, 298, So-1L 74 Trevino Woods, 6-5, 274, Fr-RS
LG	78 Christian Johnson, 6-4, 330, Sr-3L 63 Jake Lanefski, 6-4, 286, So-1L 58 Sean Stackhouse, 6-4, 266, Fr-RS
C	61 Jorge Gonzalez, 6-3, 300, Sr-3L 69 Matt Smith, 6-4, 280, Fr-RS 56 Sam Simpson, 6-4, 280, Fr-HS
RG	70 Stuart Hines, 6-4, 295, So-1L 67 Larry Warford, 6-3, 349, Fr-HS 64 Osaze Idumwonyi, 6-1, 291, Fr-RS
RT	76 Justin Jeffries, 6-6, 320, Sr-3L 75 Brad Durham, 6-4, 310, Jr-2L 59 Dave Ulinski, 6-5, 305, Fr-RS
WR	8 Chris Matthews, 6-5, 210, Jr-JC 85 Gene McCaskill, 6-0, 182, So-1L 16 La'Rod King, 6-4, 190, Fr-HS
WR	18 Randall Cobb, 5-11, 188, So-1L 81 Kyrus Lanxter, 6-2, 205, Jr-2L 3 Matt Roark, 6-6, 209, So-1L 13 Eric Adeyemi, 6-0, 170, So-1L
QB	5 Mike Hartline, 6-6, 206, Jr-2L 1 Will Fidler, 6-4, 229, Jr-Sq 12 Morgan Newton, 6-4, 217, Fr-HS or 7 Ryan Mossakowski, 6-4, 208, Fr-HS
FB	38 John Conner, 5-11, 240, Sr-3L 47 A.J. Nance, 5-11, 256, Sr-3L 43 Stephen Ball, 5-10, 229, Jr-Sq 41 Brian Murphy, 6-0, 216, So-Sq
TB	29 Alfonso Smith, 6-1, 208, Sr-3L 20 Derrick Locke, 5-9, 190, Jr-2L 30 Moncell Allen, 5-7, 225, Jr-2L 26 CoShik Williams, 5-9, 180, Fr-RS

## SPECIALISTS

SNAP	65 J.J. Helton, 6-3, 226, Jr-2L 59 Jon Thomas, 5-10, 225, So-Sq
P	9 Ryan Tydlacka, 6-1, 202, So-1L
HOL	18 Randall Cobb, 5-11, 188, So-1L 15 Tyler Sargent, 6-4, 208, So-Sq

PAT/FG	36 Lones Seiber, 5-9, 190, Sr-3L 9 Ryan Tydlacka, 6-1, 202, So-1L
KOR	20 Derrick Locke, 5-9, 190, Jr-2L 21 Winston Guy, 6-1, 208, So-1L 29 Alfonso Smith, 6-1, 208, Sr-3L 30 Moncell Allen, 5-7, 225, Jr-2L
PR	18 Randall Cobb, 5-11, 188, So-1L 85 Gene McCaskill, 6-0, 182, So-1L 13 Eric Adeyemi, 6-0, 170, So-1L

## DEFENSE

DE	66 Chandler Burden, 6-4, 296, So-1L 96 Collins Ukwu, 6-5, 251, Fr-RS 95 Patrick Ligon, 6-4, 250, Fr-HS
DT	53 Ricky Lumpkin, 6-4, 294, Jr-2L 98 Mark Crawford, 6-1, 297, So-JC 68 Luke McDermott, 6-1, 260, So-Sq
DT	91 Corey Peters, 6-3, 295, Sr-3L 60 Shane McCord, 6-2, 282, Jr-2L 97 Mister Cobble, 6-0, 290, Fr-HS
DE	55 DeQuin Evans, 6-3, 260, Jr-JC 94 Taylor Wyndham, 6-4, 230, Fr-RS 62 Greg Meisner, 6-1, 238, So-Sq
SLB	50 Sam Maxwell, 6-3, 248, Sr-3L 57 Jacob Dufrene, 6-1, 220, Jr-2L 48 Ridge Wilson, 6-3, 207, Fr-HS
MLB	4 Micah Johnson, 6-2, 258, Sr-3L 46 Ronnie Sneed, 6-2, 230, So-1L 43 Mikhail Mabry, 6-2, 248, Sr-3L
WLB	22 Danny Trevathan, 6-1, 220, So-1L 39 William Johnson, 6-2, 205, Fr-RS or 54 Brandon Thurmond, 6-2, 226, Jr-Sq
CB	32 Trevard Lindley, 6-0, 179, Sr-3L 15 Martavius Neloms, 6-1, 180, Fr-HS 40 Daryl Faulkner, 5-9, 181, Jr-Sq
SS	33 Calvin Harrison, 6-1, 211, Sr-3L 10 Matt Lentz, 6-3, 218, So-1L 11 Greg Wilson, 6-1, 209, So-1L
FS	21 Winston Guy, 6-1, 208, So-1L 6 Taiedo Smith, 6-0, 185, So-1L or 27 Ashton Cobb, 6-0, 215, Sr-3L
CB	34 Paul Warford, 5-10, 200, Jr-2L 24 Randall Burden, 6-0, 170, So-1L 35 Cartier Rice, 5-10, 185, Fr-RS 14 Anthony Mosley, 6-0, 170, So-Sq

2009 Kentucky Football Statistics

RECORD:	OVERALL	HOME	AWAY	NEUTRAL
ALL GAMES.....	(2-2-0)	(1-2-0)	(0-0-0)	(1-0-0)
CONFERENCE.....	(0-2-0)	(0-2-0)	(0-0-0)	(0-0-0)
NON-CONFERENCE.....	(2-0-0)	(1-0-0)	(0-0-0)	(1-0-0)

DATE	OPPONENT	W/L	SCORE	ATTEND
Sep 05, 2009	vs Miami	W	42-0	41037
Sep 19, 2009	LOUISVILLE	W	31-27	70988
*Sep 26, 2009	#1 FLORIDA	L	7-41	71011
*Oct 03, 2009	#3 ALABAMA	L	20-38	70967

RUSHING	GP	Att	Gain	Loss	Net	Avg	TD	Long	Avg/G
Derrick Locke	4	56	258	14	244	4.4	2	18	61.0
Alfonso Smith	4	29	131	10	121	4.2	1	16	30.2
Moncell Allen	4	16	92	1	91	5.7	1	20	22.8
CoShik Williams	2	11	46	0	46	4.2	0	8	23.0
Randall Cobb	4	7	41	0	41	5.9	1	11	10.2
John Conner	3	6	38	0	38	6.3	1	23	12.7
Donald Russell	1	7	31	1	30	4.3	0	11	30.0
Mike Hartline	4	13	42	20	22	1.7	0	9	5.5
A.J. Nance	4	1	4	0	4	4.0	0	4	1.0
Maurice Grinter	4	2	2	0	2	1.0	0	2	0.5
TEAM	4	1	0	1	-1	-1.0	0	0	-0.2
Will Fidler	2	3	6	12	-6	-2.0	0	6	-3.0
Total.....	4	152	691	59	632	4.2	6	23	158.0
Opponents.....	4	156	828	67	761	4.9	5	35	190.2

PASSING	GP	Effic	Cmp-Att-Int	Pct	Yds	TD	Lng	Avg/G
Mike Hartline	4	112.70	68-113-6	60.2	653	5	45	163.2
Will Fidler	2	108.72	3-5-0	60.0	29	0	15	14.5
Randall Cobb	4	0.00	0-2-0	0.0	0	0	0	0.0
TEAM	4	0.00	0-1-0	0.0	0	0	0	0.0
Tyler Sargent	1	0.00	0-1-0	0.0	0	0	0	0.0
Total.....	4	108.84	71-122-6	58.2	682	5	45	170.5
Opponents.....	4	114.83	52-105-3	49.5	652	6	66	163.0

RECEIVING	GP	No.	Yds	Avg	TD	Long	Avg/G
Randall Cobb	4	21	248	11.8	3	45	62.0
Chris Matthews	4	14	127	9.1	1	22	31.8
Derrick Locke	4	10	110	11.0	0	21	27.5
Kyrus Lanxter	2	5	32	6.4	0	14	16.0
Moncell Allen	4	4	19	4.8	0	7	4.8
T.C. Drake	4	3	43	14.3	0	20	10.8
Matt Roark	4	3	30	10.0	0	15	7.5
Ross Bogue	4	2	14	7.0	1	12	3.5
Nick Melillo	4	2	14	7.0	0	8	3.5
Gene McCaskill	4	2	13	6.5	0	8	3.2
John Conner	3	2	11	5.5	0	9	3.7
Gabe Correll	1	1	15	15.0	0	15	15.0
Eric Adeyemi	4	1	6	6.0	0	6	1.5
Alfonso Smith	4	1	0	0.0	0	0	0.0
Total.....	4	71	682	9.6	5	45	170.5
Opponents.....	4	52	652	12.5	6	66	163.0

FIELD GOALS	FGM-FGA	Pct	01-19	20-29	30-39	40-49	50-99	Lg	Blk
Lones Seiber	3-4	75.0	0-0	1-1	0-0	2-3	0-0	49	0

SCORING	TD	FGs	Kick	Rush	Rcv	Pass	DXP	Saf	Points
Randall Cobb	4	0-0	0-0	0-0	0	0-0	0	0	24
Lones Seiber	0	3-4	13-13	0-0	0	0-0	0	0	22
Derrick Locke	3	0-0	0-0	0-0	0	0-0	0	0	18
Ross Bogue	1	0-0	0-0	0-0	0	0-0	0	0	6
Chris Matthews	1	0-0	0-0	0-0	0	0-0	0	0	6
Moncell Allen	1	0-0	0-0	0-0	0	0-0	0	0	6
Alfonso Smith	1	0-0	0-0	0-0	0	0-0	0	0	6
Trevard Lindley	1	0-0	0-0	0-0	0	0-0	0	0	6
John Conner	1	0-0	0-0	0-0	0	0-0	0	0	6
Total.....	13	3-4	13-13	0-0	0	0-0	0	0	100
Opponents.....	13	5-7	13-13	0-0	0	0-0	0	0	106

SCORE BY QUARTERS	1st	2nd	3rd	4th	Total
Kentucky.....	16	35	21	28	100
Opponents.....	45	14	26	21	106

TEAM STATISTICS	UK	OPP
FIRST DOWNS.....	78	72
Rushing.....	40	39
Passing.....	34	27
Penalty.....	4	6
RUSHING YARDAGE.....	632	761
Rushing Attempts.....	152	156
Average Per Rush.....	4.2	4.9
Average Per Game.....	158.0	190.2
TDs Rushing.....	6	5
PASSING YARDAGE.....	682	652
Comp-Att-Int.....	71-122-6	52-105-3
Average Per Pass.....	5.6	6.2
Average Per Catch.....	9.6	12.5
Average Per Game.....	170.5	163.0
TDs Passing.....	5	6
TOTAL OFFENSE.....	1314	1413
Average Per Play.....	4.8	5.4
Average Per Game.....	328.5	353.2
KICK RETURNS: #-Yards....	18-509	19-448
PUNT RETURNS: #-Yards....	9-96	7-49
INT RETURNS: #-Yards....	3-84	6-64
FUMBLES-LOST.....	5-3	3-2
PENALTIES-Yards.....	27-262	23-177
PUNTS-AVG.....	19-37.8	21-37.6
TIME OF POSSESSION/Game..	29:35	30:23
3RD-DOWN Conversions.....	24/58	24/62
4TH-DOWN Conversions.....	4/6	4/7

INTERCEPTIONS	No.	Yds	Avg	TD	Long
Calvin Harrison	1	42	42.0	0	42
Sam Maxwell	1	17	17.0	0	17
Trevard Lindley	1	25	25.0	1	25
Total.....	3	84	28.0	1	42
Opponents.....	6	64	10.7	0	33

PUNTING	No.	Yds	Avg	Long	TB	FC	I20	Blkd
Ryan Tydlacka	18	719	39.9	54	1	5	5	0
TEAM	1	0	0.0	0	0	0	0	1
Total.....	19	719	37.8	54	1	5	5	1
Opponents.....	21	790	37.6	52	3	1	4	0

PUNT RETURNS	No.	Yds	Avg	TD	Long
Randall Cobb	8	86	10.8	0	18
Gene McCaskill	1	10	10.0	0	10
Total.....	9	96	10.7	0	18
Opponents.....	7	49	7.0	1	23

KICK RETURNS	No.	Yds	Avg	TD	Long
Derrick Locke	10	339	33.9	1	100
Alfonso Smith	3	68	22.7	0	35
Randall Cobb	2	50	25.0	0	34
Winston Guy	2	42	21.0	0	28
Sam Maxwell	1	10	10.0	0	10
Total.....	18	509	28.3	1	100
Opponents.....	19	448	23.6	0	65

ALL PURPOSE	G	Rush	Rec	PR	KOR	IR	Tot	Avg/G
Derrick Locke	4	244	110	0	339	0	693	173.2
Randall Cobb	4	41	248	86	50	0	425	106.2
Alfonso Smith	4	121	0	0	68	0	189	47.2
Total.....	4	632	682	96	509	84	2003	500.8
Opponents.....	4	761	652	49	448	64	1974	493.5

TOTAL OFFENSE	G	Plays	Rush	Pass	Total	Avg/G
Mike Hartline	4	126	22	653	675	168.8
Derrick Locke	4	56	244	0	244	61.0
Total.....	4	274	632	682	1314	328.5
Opponents.....	4	261	761	652	1413	353.2

2009 Kentucky Football Statistics  
 Kentucky Overall Defensive Statistics (as of Oct 04, 2009)  
 All games

DEFENSIVE LEADERS	-----Tackles-----				-Sacks-		---Pass Def---			-Fumbles-		Blkd	
	GP	Solo	Ast	Total	TFL/Yds	No-Yds	Int-Yds	BrUp	QBH	Rcv-Yds	FF	Kick	Saf
4 Micah Johnson	4	12	23	35	3.5-5	1.0-1	.	1	1	.	.	.	.
33 Calvin Harrison	4	17	12	29	2.0-5	.	1-42	.	.	.	.	.	.
21 Winston Guy	4	13	16	29	1.5-9	1.0-7	.	2	.	.	.	.	.
22 Danny Trevathan	4	12	11	23	1.5-4	.	.	1	.	.	.	.	.
50 Sam Maxwell	4	10	9	19	2.0-2	.	1-17	4	.	.	.	.	.
32 Trevard Lindley	4	11	2	13	1.0-4	.	1-25	4	.	.	.	.	.
24 Randall Burden	4	9	4	13	0.5-2	.	.	2	.	.	.	.	.
91 Corey Peters	4	5	8	13	1.5-4	0.5-1	.	3	2	1-0	.	.	.
55 DeQuin Evans	4	7	4	11	3.0-21	3.0-21	.	.	.	.	.	.	.
10 Matt Lentz	4	9	1	10	.	.	.	1	.	.	.	.	.
15 Martavius Neloms	4	4	3	7	.	.	.	.	.	.	.	.	.
96 Collins Ukwu	4	4	3	7	0.5-2	0.5-2	.	1	1	.	.	.	.
46 Ronnie Sneed	4	3	4	7	.	.	.	1	.	.	.	.	.
94 Taylor Wyndham	4	4	3	7	2.5-11	2.0-9	.	1	.	.	.	.	.
6 Taiedo Smith	4	3	3	6	.	.	.	.	.	.	.	.	.
53 Ricky Lumpkin	4	4	2	6	.	.	.	.	.	.	.	.	.
34 Paul Warford	3	3	2	5	.	.	.	1	.	.	.	.	.
66 Chandler Burden	4	2	3	5	0.5-1	.	.	.	1	.	.	.	.
98 Mark Crawford	4	1	4	5	.	.	.	1	.	.	.	.	.
3 Matt Roark	4	2	2	4	.	.	.	.	.	.	.	.	.
47 A.J. Nance	4	2	2	4	.	.	.	.	.	1-0	.	.	.
92 Shane McCord	4	1	2	3	.	.	.	.	.	.	.	.	.
57 Jacob Dufrene	4	3	.	3	.	.	.	.	.	.	.	.	.
18 Randall Cobb	4	2	.	2	.	.	.	.	.	.	.	.	.
29 Alfonso Smith	4	1	1	2	.	.	.	.	.	.	.	.	.
27 Ashton Cobb	3	2	.	2	.	.	.	.	.	.	.	.	.
30 Moncell Allen	4	2	.	2	.	.	.	.	.	.	.	.	.
8 Chris Matthews	4	1	.	1	.	.	.	.	.	.	.	.	.
11 Greg Wilson	3	.	1	1	.	.	.	.	.	.	.	.	.
86 Ross Bogue	4	.	1	1	.	.	.	.	.	.	.	.	.
49 Antonio Thomas	1	.	1	1	.	.	.	.	.	.	.	.	.
48 Ridge Wilson	3	.	1	1	.	.	.	.	.	.	.	.	.
45 Antwane Glenn	1	.	1	1	.	.	.	.	.	.	.	.	.
39 William Johnson	4	1	.	1	.	.	.	.	.	.	.	.	.
35 Cartier Rice	2	.	1	1	.	.	.	.	.	.	.	.	.
5 Mike Hartline	4	1	.	1	.	.	.	.	.	.	.	.	.
Total.....	4	151	130	281	20-70	8-41	3-84	23	5	2-0	.	.	.
Opponents.....	4	168	136	304	16-63	5-27	6-64	14	10	3-45	4	1	.

## 2009 GAME-BY-GAME STATISTICS

Game	Score	First Downs	Time of Possession	Rushing (No-Yds-TD)	Passing (Cmp-Att-Int-Yds-TD)	Total Offense (Plays-Yds-TD)	3rd Down Conv.	Fumbles- Lost
KENTUCKY at Miami	42 0	29 10	36:25 23:35	49-245-3 22-62-0	20-31-0-243-2 13-34-2-126-0	80-488-5 56-188-0	11-of-18 2-of-15	2-0 1-0
KENTUCKY vs. Louisville	31 27	18 19	27:28 32:32	33-168-2 40-133-1	20-28-1-178-1 15-29-1-245-2	61-346-3 69-378-3	6-of-11 9-of-17	2-2 1-1
KENTUCKY vs. Florida	7 41	11 25	27:57 32:03	32-86-0 52-362-2	14-31-2-93-1 9-16-0-133-2	63-179-1 68-495-4	3-of-16 5-of-13	0-0 1-1
KENTUCKY vs. Alabama	20 38	20 18	26:30 33:30	38-133-1 42-204-2	17-32-3-168-1 15-26-0-148-2	70-301-2 68-352-4	4-of-13 8-of-17	1-1 0-0

### GAME-BY-GAME RUSHING

(No-Yds-TD)	Allen	R. Cobb	Conner	Hartline	Locke	Russell	A. Smith	Williams
at Miami	8-57-1	1-11-1	INJ	3-11-0	8-61-1	7-30-0	7-36-0	10-39-0
vs. Louisville	1-(-1)-0	1-6-0	3-28-1	3-18-0	15-73-1	0-0-0	10-45-0	0-0-0
vs. Florida	3-28-0	1-3-0	2-7-0	3-(-6)-0	13-36-0	DNP	7-12-0	1-7-0
vs. Alabama	4-7-0	4-21-0	1-3-0	4-(-1)-0	20-75-0	DNP	5-28-1	DNP

### GAME-BY-GAME RECEIVING

(Rec-Yds-TD)	Adeyemi	Allen	Bogue	R. Cobb	Drake	Grinter	King	Lanxter	Locke	Matthews	McCaskill	Melillo	Roark
at Miami	1-6-0	0-0-0	1-12-0	7-96-1	2-37-0	0-0-0	0-0-0	2-6-0	0-0-0	4-57-1	1-8-0	1-6-0	0-0-0
vs. Louisville	0-0-0	0-0-0	0-0-0	6-71-1	1-6-0	0-0-0	0-0-0	INJ	4-47-0	6-34-0	1-5-0	0-0-0	2-15-0
vs. Florida	0-0-0	1-7-0	1-2-1	5-24-0	0-0-0	0-0-0	0-0-0	INJ	0-0-0	3-28-0	0-0-0	1-8-0	1-15-0
vs. Alabama	0-0-0	3-12-0	0-0-0	3-57-1	0-0-0	0-0-0	0-0-0	3-26-0	6-63-0	1-8-0	0-0-0	0-0-0	0-0-0

### GAME-BY-GAME PASSING

(Cmp-Att-Int-Yds-TD)	R. Cobb	Fidler	Hartline
at Miami	0-0-0-0-0	2-3-0-21-0	18-27-0-222-2
vs. Louisville	0-0-0-0-0	DNP	20-27-1-178-1
vs. Florida	0-1-0-0-0	1-2-0-8-0	13-28-2-85-1
vs. Alabama	0-1-0-0-0	DNP	17-31-3-168-1

### GAME-BY-GAME PUNTING

(No-Avg-Within 20)	Tydlacka
at Miami	4-44.5-1
vs. Louisville	3-34.3-0
vs. Florida	8-40.2-2
vs. Alabama	3-38.7-2

### GAME-BY-GAME FIELD GOALS

FG Made (Miss)	Seiber	Tydlacka
at Miami	(43)	-
vs. Louisville	26	-
vs. Florida	-	-
vs. Alabama	49, 49	-

# 2009 GAME-BY-GAME STATISTICS

## GAME-BY-GAME DEFENSIVE STATISTICS

### DEFENSIVE LINE

(Tackles, Tackles-for-Loss, Sacks)

Game	C. Burden	Crawford	Evans	Lumpkin	McCord	Peters	Ukwu	Wyndham
at Miami	0-0-0	1-0-0	2-0-0	0-0-0	3-0-0	2-0-0	0-0-0	1-1-1
vs. Louisville	0-0-0	0-0-0	5-2-2	2-0-0	0-0-0	5-1-0	3-0-0	2-0.5-0
vs. Florida	0-0-0	2-0-0	1-0-0	0-0-0	0-0-0	3-0.5-0.5	3-0.5-0.5	1-1-1
vs. Alabama	5-0.5-0	2-0-0	3-1-1	4-0-0	0-0-0	3-0-0	1-0-0	3-0-0

### LINEBACKERS

(Tackles, Tackles-for-Loss, Sacks, Pass Breakups)

Game	Dufrene	M. Johnson	W. Johnson	Maxwell	Sneed	Trevathan	R. Wilson
at Miami	0-0-0-0	4-0-0-1	0-0-0-0	2-0-0-1	2-0-0-1	5-1-0-0	1-0-0-0
vs. Louisville	2-0-0-0	12-1-1-0	0-0-0-0	7-1-0-1	1-0-0-0	6-0.5-0-0	DNP
vs. Florida	1-0-0-0	9-1-0-0	1-0-0-0	6-1-0-1	3-0-0-0	2-0-0-0	0-0-0-0
vs. Alabama	0-0-0	10-1.5-0-0	0-0-0-0	4-0-0-1	1-0-0-0	10-0-0-0	0-0-0-0

### DEFENSIVE BACKS

(Tackles, Pass Breakups, Int.)

Game	R. Burden	A. Cobb	Guy	Harrison	Lentz	Lindley	Neloms	Rice	T. Smith
at Miami	3-0-0	0-0-0	7-0-0	5-0-1	3-1-0	3-3-1	2-0-0	0-0-0	2-0-0
vs. Louisville	5-1-0	1-0-0	11-1-0	6-0-0	0-0-0	4-1-0	0-0-0	0-0-0	2-0-0
vs. Florida	3-1-0	1-0-0	6-0-0	11-0-0	4-0-0	3-0-0	1-0-0	1-0-0	2-0-0
vs. Alabama	2-0-0	0-0-0	5-1-0	7-0-0	3-0-0	3-0-0	4-0-0	0-0-0	0-0-0

# 2009 GAME-BY-GAME STARTERS

## Offensive Starters

	<u>TE/WR</u>	<u>LT</u>	<u>LG</u>	<u>C</u>	<u>RG</u>	<u>RT</u>	<u>WR</u>	<u>WR</u>	<u>TB</u>	<u>FB/WR</u>	<u>QB</u>
Miami (Ohio)	Bogue	Duncan	C. Johnson	Davis	Hines	Jeffries	Matthews	R. Cobb	A. Smith	Lanxter	Hartline
Louisville	Bogue	Duncan	C. Johnson	Gonzalez	Hines	Jeffries	Matthews	R. Cobb	A. Smith	Conner	Hartline
Florida	Bogue	Duncan	C. Johnson	Gonzalez	Hines	Jeffries	Matthews	R. Cobb	Locke	Conner	Hartline
Alabama	Drake	Duncan	C. Johnson	Gonzalez	Hines	Jeffries	McCaskill	R. Cobb	Locke	Conner	Hartline

## Defensive Starters

	<u>DE</u>	<u>DT</u>	<u>DT</u>	<u>DE</u>	<u>OLB</u>	<u>MLB</u>	<u>OLB/CB</u>	<u>CB</u>	<u>SS</u>	<u>FS</u>	<u>CB</u>
Miami (Ohio)	C. Burden	Lumpkin	Peters	Evans	Maxwell	M. Johnson	R. Burden	Lindley	Harrison	Guy	P. Warford
Louisville	Ukwu	Lumpkin	Peters	Evans	Maxwell	M. Johnson	R. Burden	Lindley	Harrison	Guy	P. Warford
Florida	Ukwu	Lumpkin	Peters	Evans	Maxwell	M. Johnson	R. Burden	Lindley	Harrison	Lentz	P. Warford
Alabama	Ukwu	Lumpkin	Peters	Evans	Maxwell	M. Johnson	Trevatjam	Lindley	Harrison	Guy	R. Burden

## WILDCATS ON THE RECORD LISTS

### UK CAREER

#### **MOST INTERCEPTIONS**

- 14 Darryl Bishop (376 yards), 1971-73
- 11 Wilbur Jamerson (310 yards), 1947-50
- 11 Tony Mayes (74 yards), 1983-86
- 10 Marcus McClinton (55 yards), 2004-08
- 10 Larry Carter (176 yards), 1977-79
- 10 Buzz Burnam (57 yards), 1970-72
- 10 **Trevard Lindley (113 yards), 2006-present**

#### **MOST POINTS SCORED, CAREER**

- 254 **Lones Seiber (41fg/131pat), 2006-present**
- 246 Joey Worley (57fg/75pat), 1984-87
- 232 Seth Hanson (35fg/127pat), 1997-98, 2000-01
- 226 Taylor Begley (36fg/118pat), 2002-05
- 192 Craig Yeast (32td), 1995-1998

#### **MOST POINTS SCORED BY KICKER, CAREER**

- 254 **Lones Seiber (41fg/131pat), 2006-present**
- 246 Joey Worley (57fg/75pat), 1984-87
- 232 Seth Hanson (35fg/127pat), 1997-98, 2000-01
- 226 Taylor Begley (36fg/118pat), 2002-05

#### **MOST PATS MADE BY KICKING**

- 131 **Lones Seiber (138 att.), 2006-present**
- 127 Seth Hanson (135 att.), 1997-98, 2000-01
- 118 Taylor Begley (125 att.), 2002-05

#### **MOST PATS ATTEMPTED BY KICKING**

- 138 **Lones Seiber (131 made), 2006-present**
- 135 Seth Hanson (127 made), 1997-98, 2000-01
- 125 Taylor Begley (118 made), 2002-05

#### **MOST FIELD GOALS MADE**

- 57 Joey Worley (85 att.), 1984-87
- 41 **Lones Seiber (66 att.), 2006-present**
- 36 Taylor Begley (53 att.), 2002-05
- 35 Seth Hanson (48 att.), 1997-98, 2000-01
- 34 Doug Pelfrey (52 att.), 1990-92
- 29 Ken Willis (41 att.), 1987-89

#### **MOST FIELD GOALS ATTEMPTED**

- 85 Joey Worley (57 made), 1984-87
- 64 **Lones Seiber (39 made), 2006-present**
- 55 John Pierce (24 made), 1974-76
- 53 Taylor Begley (36 made), 2002-05
- 52 Doug Pelfrey (34 made), 1990-92

#### **MOST PASS BREAKUPS**

- 38 **Trevard Lindley, 2006-present**
- 27 Antoine Huffman, 2002-05
- 25 Leonard Burress, 2000-03
- 25 Eric Kelly, 1997-2000
- 25 Van Hiles, 1993-96

### SEC CAREER

#### **MOST PASS BREAKUPS**

- 49 Corey Webster, LSU 2001-04
- 47 John Mangum, Alabama 1985-88
- 44 Chevis Jackson, LSU 2004-07
- 42 Anthonie Lott, Florida 1993-96
- 40 LaRon Landry, LSU 2003-06
- 40 Carlos Rogers, Auburn 2001-04
- 39 Larry Kennedy, Florida 1991-94
- 38 **Trevard Lindley, Kentucky 2006-present**
- 36 Sheldon Brown, South Carolina 1998-2001
- 36 Robert Davis, Vanderbilt 1990-93

#### **PAT KICKS MADE**

- 201 Colt David, LSU (204 atts.) 2005-09
- 188 Jeff Hall, UT (194 atts.) 1995-98
- 167 Jeff Chandler, UF (180 atts.) 1997-2001
- 162 John Vaughn, AU (163 atts.) 2003-06
- 161 John Becksvoort, UT (161 atts.) 1991-94
- 160 Bart Edmiston, UF (164 atts.) 1992-96
- 148 Billy Bennett, UGA (151 atts.) 2000-03
- 148 James Wilhoit, UT (151 atts.) 2003-06
- 135 Van Tiffin, UA (135 atts.) 1983-86
- 133 Bill Davis, UA (143 atts.) 1971-73
- 133 Alex Walls, UT (137 atts.) 1999-2002

#### **Highest Active Player**

- 131 **Lones Seiber, UK (137 atts.) 2006-**

## WHEN WAS THE LAST TIME

### KENTUCKY

Scored 40 points: 42 vs. Miami, Sept. 5, 2009  
Scored 50 points: 50 vs. Tennessee, Nov. 24, 2007  
Shut Out an Opponent: vs. Miami (42-0), Sept. 5, 2009  
Scored on first series: vs. Louisville, Sept. 19, 2009 (26-yard FG by Lones Seiber)  
Had 25 First Downs: 29 vs. Miami, Sept. 5, 2009  
Had 30 First Downs: 37 vs. Tennessee, Nov. 24, 2007  
Had 250 yards rushing: 297 vs. Norfolk State, Sept. 6, 2008  
Had 300 yards rushing: 355 vs. Indiana, Sept. 18, 2004  
Had below 50 yards rushing: 35 vs. Alabama, Oct. 4, 2008  
Had 300 yards passing: 358 vs. Florida State, Dec. 31, 2007  
Had 400 yards passing: 430 vs. Tennessee, Nov. 24, 2007  
Had below 50 yards passing: 43 vs. Florida, Sept. 28, 1996  
Had 500 yards total offense: 501 vs. Florida State, Dec. 31, 2007  
Had below 200 yards total offense: 179 vs. Florida, Sept. 26, 2009  
Held opp. below 100 yards rushing: 62 vs. Miami, Sept. 5, 2009  
Held opp. below 50 yards rushing: 43 vs. Miss. State, Nov. 1, 2008  
Held opp. below 100 yards passing: 94 vs. Arkansas, Oct. 18, 2008  
Held opp. below 50 yards passing: 15 vs. Western Kentucky, Sept. 27, 2008  
Held opponent below 200 yards total offense: 188 vs. Miami, Sept. 5, 2009  
Recorded a safety: vs. Florida, Oct. 25, 2008  
Had a player with 30 rush attempts: 31 by Artose Pinner vs. Vanderbilt, Nov. 16, 2002  
Had a player rush for 100 yards: 152 by Rafael Little vs. Florida State, Dec. 31, 2007  
Had a player rush for 200 yards: 224 by Artose Pinner vs. Vanderbilt, Nov. 16, 2002  
Had 2 players rush for 100 yards: Shane Boyd (130) and Tony Dixon (105) vs. Indiana, Sept. 18, 2004  
Had a player with 3 rushing touchdowns: 3 by Randall Cobb vs. Georgia, Nov. 8, 2008  
Had a player with 50 pass attempts: 50 by André Woodson, vs. Florida State, Dec. 31, 2007  
Had a player with 30 pass completions: 32 by André Woodson vs. Florida State, Dec. 31, 2007  
Had a player with 300 passing yards: 358 by André Woodson vs. Florida State, Dec. 31, 2007  
Had 2 players pass for 100 yards: Jared Lorenzen (146) and Shane Boyd (140) vs. LSU, Oct. 13, 2001  
Had a player with 3 touchdown passes: 3 by Mike Hartline vs. Arkansas, Oct. 18, 2008  
Had a player with 10 pass receptions: 12 by Dicky Lyons Jr. vs. Middle Tennessee, Sept. 13, 2008  
Had a player with 100 yards receiving: 108 by Alfonso Smith vs. Arkansas, Oct. 18, 2008  
Had 2 players with 100 yards receiving: 108 by Rafael Little and 104 by Jacob Tamme vs. Tennessee, Nov. 24, 2007  
Had a player with 3 touchdown receptions: 3 by Dicky Lyons, Jr. vs. Florida, Oct. 20, 2007  
Had a player with 100 rushing and 100 receiving yards in the same game: Rafael Little (132 rushing, 114 receiving) vs. Vanderbilt, Nov. 11, 2006  
Had a player score a TD by rushing and receiving in the same game: Randall Cobb vs. Miami, Sept. 5, 2009  
Had a player throw a TD pass and score a rushing and receiving TD in the same game: Shane Boyd vs. Ohio, Oct. 18, 2003  
Had a player return a kickoff for a TD: Derrick Locke (100 yards) vs. Louisville, Sept. 19, 2009  
Had a player return a punt for a TD: Rafael Little (84 yards) vs. Louisiana-Monroe, Nov. 18, 2006  
Had a player return an interception for a TD: Trevard Lindley (25 yards)

vs. Miami, Sept. 5, 2009

Had a player recover/return a fumble for a TD: Ventrell Jenkins (56 yards) vs. East Carolina, Jan. 2, 2009

Had two defensive TDs in the same game: Ashton Cobb (28 yards) and Myron Pryor (72 yards) vs. Louisville, Aug. 31, 2008

Had a player block a punt: Danny Trevathan vs. Georgia, Nov. 8, 2008

Had a player block a field goal: Myron Pryor vs. Vanderbilt, Nov. 15, 2008

Had a player return a blocked FG for a TD: David Jones (57 yards)

vs. Vanderbilt, Nov. 15, 2008

Had a player block a PAT: Ventrell Jenkins vs. East Carolina, Jan. 2, 2009

Had a field goal of 50 yards or more: Ryan Tydlacka (51 yards) vs.

South Carolina, Oct. 11, 2008

Played an overtime game: Nov. 24, 2007 vs. Tennessee (4OT) - (L, 52-50)

Won an overtime game: Oct. 13, 2007 vs. LSU (3OT) - (W, 43-37)

### OPPONENTS

Scored 40 points: 41 by Florida, Sept. 26, 2009

Scored 50 points: 63 by Florida, Oct. 25, 2008

Shut Out Kentucky: 0-49 by LSU, Oct. 14, 2006

Rushed for 300 yards: 362 by Florida, Sept. 26, 2009

Passed for 300 yards: 376 by Georgia, Nov. 8, 2008

Had 500 yards of total offense: 520 by Georgia, Nov. 8, 2008

Recorded a safety: Louisville, Aug. 31, 2008

Blocked a Kentucky punt: Florida, Sept. 26, 2009

Blocked a Kentucky field goal: Florida, Oct. 25, 2008

Blocked a Kentucky PAT: East Carolina, Jan. 2, 2009

Had a player with 30 rush attempts: 35, Michael Smith (Arkansas),

Oct. 18, 2008

Had a player with 100 yards rushing: 140 by Mark Ingram (Alabama),

Oct. 3, 2009

Had a player with 200 yards rushing: 218 by Glen Coffee (Alabama),

Oct. 4, 2008

Had two players with 100 yards rushing: 173 by Darren McFadden and

133 by Felix Jones (Arkansas), Sept. 22, 2007

Had a player with 40 pass attempts: 42, Tyson Lee (Mississippi State),

Nov. 1, 2008

Had a player with 20 pass completions: 26, Tyson Lee (Mississippi State),

Nov. 1, 2008

Had a player with 300 yards passing: 376, Matthew Stafford (Georgia),

Nov. 8, 2008

Had two players with 100 yards passing: 169 by Stephen Garcia and 105

by Chris Smelley (South Carolina), Oct. 11, 2008

Had a player with 10 pass receptions: 13, Harry Douglas (Louisville),

Sept. 15, 2007

Had a player with 100 yards receiving: 120, Davon Drew and 112, Darryl

Freeney (East Carolina), Jan. 2, 2009

Had two players with 100 yards receiving: 120, Davon Drew and 112,

Darryl Freeney (East Carolina), Jan. 2, 2009

Had a player return a kickoff for a TD: Felix Jones (Arkansas), 82 yards,

Sept. 22, 2007

Had a player return a blocked FG for a TD: Captain Munnerlyn (81 yards)

vs. South Carolina, Oct. 11, 2008

Had a player return a blocked punt for a TD: Chris Rainey (23 yards)

vs. Florida, Sept. 26, 2009

Had a player return an interception for a TD: Ahmad Black (Florida),

40 yards, Oct. 25, 2008

Had a player return a fumble for a TD: Courtney Upshaw (Alabama),

45 yards, Oct. 3, 2009

Had a defensive player return/recover a fumble for a TD: Rolando McClain

(Alabama), 4 yards - Oct. 4, 2008

## DEFENSIVE BACKS

### 24 Randall Burden Cornerback, 6-0, 170, So.

**2009:** Has started every game this season as a cornerback or nickelback ... Posted a career-high five tackles, including one for a loss and a pass breakup against Louisville.

**Career:** Snared an interception in the 2009 Blue/White Spring Game ... Made 17 career tackles ... In the AutoZone Liberty Bowl, broke up two passes and made a tackle ... Played in 16 career games with four starts.

2009

Opponent	Tackles	Int.-Y.	Tfl.-Y.	FC	FR	PBU
vs Miami (Ohio)	3	0	0	0	0	0
Louisville	5	0	0.5-2	0	0	1
Florida	3	0	0	0	0	1
Alabama	2	0	0	0	0	0

*Burden Career Statistics*

Year	Position	G-GS	Tackles	Int.-Y.	Tfl.-Y.	FC	FR-Yds.	PBU
2008	CB	12-0	4	0	0	0	0	2
2009	CB	4-4	13	0	0.5-2	0	0	2
Totals		16-4	17	0	0.5-2	0	0	4

### 21 Winston Guy Free Safety, 6-1, 208, So.

**2009:** Tied for 11th in the SEC with an average of 7.2 tackles per game this season ... Made good on his first career start in the opener, leading the team with seven tackles against Miami, including a sack that resulted in a 7-yard loss ... Added a career-high 11 tackles, including one for a loss and his first career pass breakup, against Louisville.

**Career:** Became the team's primary kickoff returner following an injury to Derrick Locke last season ... Had 10 returns for a 29.1-yard average in 2008, including a 96-yard run back against Georgia that is the longest non-scoring kickoff return in school history ... Has 40 career tackles ... Played in 17 career games with three starts.

2009

Opponent	Tackles	Int.-Y.	Tfl.-Y.	FC	FR	PBU
vs Miami (Ohio)	7	0	1-7	0	0	0
Louisville	11	0	0.5-2	0	0	1
Florida	6	0	0	0	0	0
Alabama	5	0	0	0	0	1

*Guy Career Statistics*

Year	Position	G-GS	Tackles	Int.-Y.	Tfl.-Y.	FC	FR	PBU
2008	SS	13-0	11	0	0	0	0	0
2009	FS	4-3	29	0	1.5-9	0	0	2
Totals		17-3	40	0	1.5-9	0	0	2

### 33 Calvin Harrison Strong Safety, 6-1, 211, Sr.

**2009:** Started every game at strong safety ... Tied for 11th in the SEC with an average of 7.2 tackles per game this season ... Posted a career-high 11 tackles against Florida to eclipse 100 career stops ... Jump-started UK with a 42-yard interception return in the second quarter against Miami, the second pick of his career.

**Career:** Recorded his second double-digit tackle career game against Florida ... Knocked down two passes and had a hand in five tackles in the AutoZone Liberty Bowl ... Has played in 39 games with 10 starts ... Has recorded 109 career tackles.

2009

Opponent	Tackles	Int.-Y.	Tfl.-Y.	FC	FR	PBU
vs Miami (Ohio)	5	1-42	0	0	0	0
Louisville	6	0	2-5	0	0	0
Florida	11	0	0	0	0	0
Alabama	7	0	0	0	0	0

2008

Opponent	Tackles	Int.-Y.	Tfl.-Y.	FC	FR	PBU
at Louisville	2	0	0	0	0	0
Norfolk State	4	0	0	0	0	0
Middle Tennessee	0	0	0	0	0	0
Western Kentucky	1	0	0	0	0	0
at Alabama	7	0	0.5-0	0	0	0
South Carolina	DNP					
Arkansas	1	0	0	1	0	0
at Florida	3	0	0	0	0	0
at Mississippi State	1	0	0	0	0	0
Georgia	0	0	0	0	0	0
Vanderbilt	1	0	0	0	0	0
at Tennessee	7	0	0	0	0	0
vs East Carolina	5	0	0.5-0	0	0	2

2007

Opponent	Tackles	Int.-Y.	Tfl.-Y.	FC	FR	PBU
Eastern Kentucky	1	0	0	0	0	0
Kent State	5	1-0	0	0	0	0
Louisville	3	0	0	0	0	0
at Arkansas	2	0	0	0	0	0
Florida Atlantic	2	0	0	0	0	0
at South Carolina	0	0	0	0	0	0
LSU	4	0	0	0	0	0
Florida	0	0	0	0	0	0
Mississippi State	2	0	0	0	0	0
at Vanderbilt	10	0	1-4	0	0	0
at Georgia	5	0	0	0	0	0
Tennessee	7	0	1-6	0	0	0
vs Florida State	0	0	0	0	0	0

*Harrison Career Statistics*

Year	Position	G-GS	Tackles	Int.-Y.	Tfl.-Y.	FC	FR	PBU
2006	FS	10-0	7	0	0	0	0	0
2007	FS	13-4	41	1-0	2-10	0	0	1
2008	FS	12-2	32	0	1-0	1	0	2
2009	SS	4-4	29	1-42	2-5	0	0	0
Totals		39-10	109	2-42	5-15	1	0	3

## 10 Matt Lentz

**Free Safety, 6-3, 218, So.**

**2009:** Notched a season-high four tackles against Florida in his first start of the year ... Broke up a pass and posted three tackles against Miami ... Tallied three tackles against Alabama.

**Career:** Became a part-time starter at strong safety in 2008 after coming to UK as a quarterback ... Has appeared in 16 games with six starts ... Recorded 31 career tackles ... Picked off a pass in the 2008 season opener at Louisville ... Made a career-high seven tackles against Arkansas in 2008.

2009

Opponent	Tackles	Int.-Y.	Tfl.-Y.	FC	FR	PBU
vs Miami (Ohio)	3	0	0	0	0	1
Louisville	0	0	0	0	0	0
Florida	4	0	0	0	0	0
Alabama	3	0	0	0	0	0

2008

Opponent	Tackles	Int.-Y.	Tfl.-Y.	FC	FR	PBU
at Louisville	0	1-0	0	0	0	0
Norfolk State	1	0	0	0	0	0
Middle Tennessee	1	0	0	0	0	0
Western Kentucky	4	0	0	0	0	0
at Alabama	2	0	0	0	0	0
South Carolina	1	0	0	0	0	0
Arkansas	7	0	1-3	0	0	0
at Florida	2	0	0	0	0	1
at Mississippi State	0	0	0	0	0	0
Georgia	0	0	0	0	0	0
Vanderbilt	5	0	0	0	0	0
at Tennessee	0	0	0	0	0	0
vs East Carolina	1	0	0	0	0	0

*Lentz Career Statistics*

Year	Position	G-GS	Tackles	Int.-Y.	Tfl.-Y.	FC	FR	PBU
2008	SS	13-5	24	1-0	1-3	0	0	1
2009	FS	4-1	10	0	0	0	0	1
Totals		17-6	34	1-0	1-3	0	0	2

## 32 Trevard Lindley

**Cornerback, 6-0, 179, Sr.**

**2009:** Sideline by a sprained ankle incurred vs. Alabama ... Tied for fourth in the SEC for passes defended at an average of 1.25 this season ... Intercepted Miami QB Daniel Raudabaugh for a 25-yard return for a TD in the third quarter of the season opener to earn SEC Defensive Player of the Week honors ... It marked the second interception for a TD of his career and 10th interception as a Wildcat, tying him for 4th in UK history ... Has posted a defensive touchdown in each of the past three seasons ... Totaled three pass breakups against the RedHawks ... Added another breakup against Louisville placing him eighth on the SEC career list with 38 ... On the pre-season watch list for the Bronko Nagurski Award as well as Chuck Bednarik Award for best defensive player ... Also on the watch list for the Jim Thorpe Award for nation's best defensive back ... First-team All-America selection on four preseason lists.

**Career:** Went through NFL evaluation process but chose to return to Kentucky for senior season ... Two-time All-America second team selection after

junior season ... Has started 43 consecutive games at cornerback, every game of his collegiate career ... Has led the team in pass breakups in all three seasons ... Owns UK pass breakup record, tallying 38 in his career ... Has led the team in interceptions in back-to-back seasons, now ranks fourth in school history with 10 for his career ... Has totaled 170 career tackles.

2009

Opponent	Tackles	Int.-Y.	Tfl.-Y.	FC	FR	PBU
vs Miami (Ohio)	3	1-25t	0	0	0	3
Louisville	4	0	0	0	0	1
Florida	3	0	0	0	0	0
Alabama	3	0	1-4	0	0	0

2008

Opponent	Tackles	Int.-Y.	Tfl.-Y.	FC	FR	PBU
at Louisville	2	1-24	0	0	0	1
Norfolk State	6	1-0	0	0	0	1
Middle Tennessee	2	0	0	0	0	1
Western Kentucky	1	0	0	0	0	0
at Alabama	4	0	0	0	0	3
South Carolina	3	1-28t	0.5-1	0	0	1
Arkansas	3	0	0	0	1-0	1
at Florida	1	1-3	0	0	0	1
at Mississippi State	7	0	0-0	0	0	0
Georgia	1	0	0	0	0	0
Vanderbilt	6	0	0	0	0	2
at Tennessee	2	0	0	0	0	0
vs East Carolina	1	0	0	0	0	0

2007

Opponent	Tackles	Int.-Y.	Tfl.-Y.	FC	FR	PBU
Eastern Kentucky	2	0	0	0	0	0
Kent State	7	0	1-2	0	0	0
Louisville	4	1-33	0	0	0	0
at Arkansas	3	0	0	0	1-66t	0
Florida Atlantic	3	0	0	0	0	0
at South Carolina	6	0	0	1	0	1
LSU	7	1-0	1-1	0	0	2
Florida	7	0	0	0	0	1
Mississippi State	7	0	1-2	0	0	0
at Vanderbilt	6	0	0	0	0	0
at Georgia	2	0	0	0	0	2
Tennessee	8	1-0	0	0	0	2
vs Florida State	4	0	0	1	0	3

*Lindley Career Statistics*

Year	Position	G-GS	Tackles	Int.-Y.	Tfl.-Y.	FC	FR	PBU
2006	CB	13-13	52	2-0	0	0	2	12
2007	CB	13-13	66	3-33	3-5	2	1	11
2008	CB	13-13	39	4-55	0.5-1	0	0	11
2009	CB	4-4	13	1-25	1-4	0	0	4
Totals		43-43	170	10-113	4.5-10	2	3	38

## 15 Martavius Neloms

**Cornerback, 6-1, 180, Fr.**

**2009:** Posted a career-high four tackles against Alabama ... Recorded two tackles in his first career collegiate game against Miami ... Added a tackle against Florida.

## 2009 KENTUCKY FOOTBALL BIOS

**High School:** First-team all-state in Tennessee Class AAAA as a senior ... Led the state in interceptions with eight pickoffs, returning two for touchdowns ... Only began playing football during his junior year.

2009

Opponent	Tackles	Int-Y.	Tfl-Y.	FC	FR	PBU
Miami (Ohio)	2	0	0	0	0	0
Louisville	0	0	0	0	0	0
Florida	1	0	0	0	0	0
Alabama	4	0	0	0	0	0

*Neloms Career Statistics*

Year	Position	G-GS	Tackles	Int-Y.	Tfl-Y.	FC	FR	PBU
2009	CB	4-0	7	0	0	0	0	0

### 6 Taiedo Smith Free Safety, 6-0, 185, So.

**2009:** Made two stops against Miami in the season opener ... Added another pair of tackles against Louisville ... Stopped two Florida ball carriers.

**Career:** Made four tackles last season including three stops and a pass breakup in the win at Mississippi State ... Has appeared in 11 career games with one start.

2009

Opponent	Tackles	Int-Y.	Tfl-Y.	FC	FR	PBU
vs Miami (Ohio)	2	0	0	0	0	0
Louisville	2	0	0	0	0	0
Florida	2	0	0	0	0	0
Alabama	0	0	0	0	0	0

*Smith Career Statistics*

Year	Position	G-GS	Tackles	Int-Y.	Tfl-Y.	FC	FR	PBU
2008	FS	7-1	4	0	0	0	0	1
2009	FS	4-0	6	0	0	0	0	0
Totals		11-1	10	0	0	0	0	1

### 34 Paul Warford Cornerback, 5-10, 200, Jr.

**2009:** Currently sidelined by a strained quadriceps muscle ... Notched four tackles and one pass breakup in the season opener against Miami as a starter ... Added a tackle against Louisville ... made his third consecutive start of the season against Florida.

**Career:** Totaled 80 tackles in his career, with a career-high of seven two times, the last coming against LSU in 2007 ... Has two interceptions and 11 pass breakups as a Wildcat ... Redshirted the 2008 season after starting 11 games as a sophomore in 2007 ... Has played in 27 games, with 17 starts.

2009

Opponent	Tackles	Int-Y.	Tfl-Y.	FC	FR	PBU
vs Miami (Ohio)	4	0	0	0	0	1
Louisville	1	0	0	0	0	0
Florida	0	0	0	0	0	0
Alabama	INJ					

2007

Opponent	Tackles	Int-Y.	Tfl-Y.	FC	FR	PBU
Eastern Kentucky	3	0	0	0	0	0
Kent State	1	0	0	0	0	3
Louisville	3	0	0	0	0	1
at Arkansas	3	1-6	1-4	0	0	0
Florida Atlantic	3	0	0	0	0	0
at South Carolina	4	0	0	0	0	1
LSU	7	0	0	0	0	0
Florida	INJ					
Mississippi State	INJ					
at Vanderbilt	6	0	0	0	0	0
at Georgia	3	0	0	0	0	2
Tennessee	3	1-0	0	0	0	0
vs Florida State	5	0	0	0	0	2

2006

Opponent	Tackles	Int-Y.	Tfl-Y.	FC	FR	PBU
at Louisville	2	0	0	0	0	0
Texas State	1	0	0	0	0	0
Ole Miss	1	0	0	0	0	0
at Florida	3	0	0	0	0	0
Central Michigan	3	0	0	1	0	0
South Carolina	0	0	0	0	0	0
at LSU	0	0	0	0	0	0
at Mississippi State	4	0	0	1	0	1
Georgia	3	0	0	0	0	0
Vanderbilt	7	0	0	0	0	0
UL-Monroe	4	0	0	0	0	0
at Tennessee	3	0	1-1	0	0	0
Clemson	3	0	0	0	1	0

*Warford Career Statistics*

Year	Position	G-GS	Tackles	Int-Y.	Tfl-Y.	FC	FR	PBU
2006	CB	13-3	34	0	1-1	2	1	1
2007	CB	11-11	41	2-6	1-4	0	0	9
2009	CB	3-3	5	0	0	0	0	1
Totals		27-17	80	2-6	2-5	2	1	11

## DEFENSIVE LINE

### 66 Chandler Burden Defensive End, 6-4, 296, So.

**2009:** Posted a career-high five tackles against Alabama, including one for a loss ... Made his first start in the Blue and White against Miami in the opener ... Posted a quarterback hurry against the RedHawks.

**Career:** Made two sacks in the 2009 Blue/White Spring Game ... Played on defensive line as true freshman ... Has played in 10 games with one start.

2009

Opponent	Tackles	Sacks-Y.	Tfl-Y.	FC	FR	PBU
vs Miami (Ohio)	0	0	0	0	0	0
Louisville	0	0	0	0	0	0
Florida	0	0	0	0	0	0
Alabama	5	0	0.5-1	0	0	0

## 2009 KENTUCKY FOOTBALL BIOS

### Burden Career Statistics

Year	Position	G-GS	Tackles	Sacks-Y.	Tfl-Y.	FC	FR	PBU
2008	DE	6-0	0	0	0.5-1	0	0	0
2009	DE	4-1	5	0	0.5-1	0	0	0
Totals		10-1	5	0	0.5-1	0	0	0

## 98 Mark Crawford

### Defensive Tackle, 6-1, 297, So.

**2009:** Stopped two ball carriers and deflected a pass against Florida ... Notched two stops against Alabama ... Made his first tackle as a Wildcat against Miami in the season opener.

**Career:** Junior college transfer from Coffeyville (Kan.) Community College ... Named one of the nation's top 100 junior-college prospects; he enrolled in January and participated in spring practice ... In one season at Coffeyville, totaled 41 tackles with 8.5 for a loss and 6.5 sacks from the tackle position.

### 2009

Opponent	Tackles	Sacks-Y.	Tfl-Y.	FC	FR	PBU
vs Miami (Ohio)	1	0	0	0	0	0
Louisville	0	0	0	0	0	0
Florida	2	0	0	0	0	1
Alabama	2	0	0	0	0	0

### Crawford Career Statistics

Year	Position	G-GS	Tackles	Sacks-Y	Tfl-Y.	FC	FR	PBU
2009	DT	4-0	5	0	0	0	0	1

## 55 DeQuin Evans

### Defensive End, 6-3, 260, Jr.

**2009:** Leads the team with three quarterback sacks and is tied for sixth in the SEC ... Earned his first career sacks against Louisville, totaling two for a loss of 19 yards, part of five tackles on the day ... Added another sack against Alabama as part of three tackles.

**Career:** Junior college transfer from Los Angeles Harbor College ... Tabbed the nation's No. 15 best junior-college prospect of 2008 by Rivals.com ... Participated in 15 games during two seasons at Harbor totaling 63 tackles and 7.5 sacks ... Has started all four of his games at Kentucky.

### 2009

Opponent	Tackles	Sacks-Y.	TFL-Y.	FC	FR	PBU
vs Miami (Ohio)	2	0	0	0	0	0
Louisville	5	2-19	2-19	0	0	0
Florida	1	0	0	0	0	0
Alabama	3	1-2	1-2	0	0	0

### Evans Career Statistics

Year	Position	G-GS	Tackles	Sacks-Y.	TFL-Y.	FC	FR	PBU
2009	DE	4-4	11	3-21	3-21	0	0	0

## 53 Ricky Lumpkin

### Defensive Tackle, 6-4, 294, Jr.

**2009:** Recorded a season-high four tackles against Alabama ... Posted two tackles against Louisville ... Made his season debut as starting defensive tackle against Miami in the season opener.

**Career:** Has been the team's top reserve at defensive tackle ... Returned to the field in 2008 after undergoing hip surgery that threatened his career ... Totaled 41 career tackles ... Has played in 21 games with seven starts.

### 2009

Opponent	Tackles	Sacks-Y.	Tfl-Y.	FC	FR	PBU
vs Miami (Ohio)	0	0	0	0	0	0
Louisville	2	0	0	0	0	0
Florida	0	0	0	0	0	0
Alabama	4	0	0	0	0	0

### 2008

Opponent	Tackles	Sacks-Y.	Tfl-Y.	FC	FR	PBU
at Louisville	2	0	1-1	0	0	0
Norfolk State	4	0.5-2	1-3	0	0	0
Middle Tennessee	0	0	0	0	0	0
Western Kentucky	INJ					
at Alabama	0	0	0	0	0	0
South Carolina	4	0	0.5-2	0	0	0
Arkansas	0	0	0	0	0	0
at Florida	3	0	0.5-0	0	0	0
at Mississippi State	1	0.5-2	0.5-2	0	0	0
Georgia	0	0	0	0	0	0
Vanderbilt	3	0	0	0	0	0
at Tennessee	INJ					
vs East Carolina	INJ					

### 2007

Opponent	Tackles	Sacks-Y.	Tfl-Y.	FC	FR	PBU
Eastern Kentucky	1	0	0.5-3	0	0	0
Kent State	4	1-2	1.5-3	0	1	0
Louisville	INJ					
at Arkansas	INJ					
Florida Atlantic	INJ					
at South Carolina	INJ					
LSU	INJ					
Florida	INJ					
Mississippi State	0	0	0	0	0	0
at Vanderbilt	6	0	0	0	0	0
at Georgia	3	0	0	0	0	0
Tennessee	3	0	0	0	0	0
vs Florida State	1	0	0	0	0	0

### Lumpkin Career Statistics

Year	Position	G-GS	Tackles	Sacks-Y.	Tfl-Y.	FC	FR	PBU
2007	DT	7-1	18	1-2	2-6	0	1	0
2008	DT	10-2	17	1-4	3.5-8	0	0	0
2009	DT	4-4	6	0	0	0	0	0
Totals		21-7	41	2-6	5.5-14	0	1	0

## 92 Shane McCord

### Defensive Tackle, 6-2, 282, Jr.

**2009:** Notched three tackles against Miami in the season opener.

**Career:** Enters the fall at No. 2 at one of the defensive tackle slots ... Has played in 20 games, including 11 as a sophomore in 2008 ... Has recorded 11 career tackles.

## 2009 KENTUCKY FOOTBALL BIOS

2009

Opponent	Tackles	Sacks-Y.	Tfl-Y.	FC	FR	PBU
vs Miami (Ohio)	3	0	0	0	0	0
Louisville	0	0	0	0	0	0
Florida	0	0	0	0	0	0
Alabama	0	0	0	0	0	0

### McCord Career Statistics

Year	Position	G-GS	Tackles	Sacks-Y.	Tfl-Y.	FC	FR	PBU
2007	DT	5-0	3	0	0	0	0	0
2008	DT	11-0	5	0	0.5-2	0	0	0
2009	DT	4-0	3	0	0	0	0	0
Totals		20-0	11	0	0.5-2	0	0	0

## 91 Corey Peters Defensive Tackle, 6-3, 295, Sr.

**2009:** Tipped a late fourth-quarter pass by Louisville QB Justin Burke that was later intercepted by teammate Sam Maxwell to thwart a Cardinal comeback drive ... Added five stops, including one for a loss against the Cardinals ... Recovered his second career fumble recovery against Florida to go along with three tackles including a sack ... Logged two tackles and pass breakup against Miami ... Notched third pass breakup against Alabama to amass a career season-high total, just four games into the season ... Named to preseason All-SEC third team by SEC coaches.

**Career:** In his third year as a starter at defensive tackle ... Started all 13 games last season ... Notched a crucial sack against East Carolina QB Patrick Pinkney on the Pirates opening possession in the 2009 Liberty Bowl ... Achieved a career-high eight tackle performance against UL-Monroe as a freshman ... Totaled 110 career stops ... Played in 41 games, including 31 starts.

2009

Opponent	Tackles	Sacks-Y.	Tfl-Y.	FC	FR	PBU
vs Miami (Ohio)	2	0	0	0	0	1
Louisville	5	0	1-3	0	0	1
Florida	3	0.5-1	0.5-1	0	1	0
Alabama	3	0	0	0	0	1

2008

Opponent	Tackles	Sacks-Y.	Tfl-Y.	FC	FR	PBU
at Louisville	4	0	0	0	0	0
Norfolk State	1	0	0	0	0	0
Middle Tennessee	2	0	1-2	0	0	0
Western Kentucky	5	2-16	2-16	0	0	0
at Alabama	2	0	0	0	0	0
South Carolina	4	1-3	1.5-4	0	0	0
Arkansas	3	0	1-3	0	1-0	1
at Florida	1	0	0	0	0	0
at Mississippi State	0	0	0	0	0	1
Georgia	2	0	0	0	0	0
Vanderbilt	2	0	0.5-1	0	0	0
at Tennessee	6	0	2-4	0	0	0
vs East Carolina	3	1-5	1-5	0	0	0

2007

Opponent	Tackles	Sacks-Y.	Tfl-Y.	FC	FR	PBU
Eastern Kentucky	2	0	0	0	0	0
Kent State	5	0	0	1	0	0
Louisville	5	1-8	1-8	0	0	0

at Arkansas	4	0	0	0	0	0
Florida Atlantic	2	0	0.5-1	0	0	1
at South Carolina	0	0	0	0	0	0
LSU	4	0	0	0	0	0
Florida	2	0	0	0	0	0
Mississippi State	3	0	0	0	0	0
at Vanderbilt	4	0.5-2	0.5-2	0	0	0
at Georgia	6	1-9	1-9	0	0	0
Tennessee	4	0	1-1	0	0	0
vs Florida State	2	0	0	0	0	1

### Peters Career Statistics

Year	Position	G-GS	Tackles	Sacks-Y.	Tfl-Y.	FC	FR	PBU
2006	DT	11-2	18	1-9	2-11	0	0	1
2007	DT	13-12	43	2.5-19	4-21	1	0	2
2008	DT	13-13	36	4-24	10-36	0	1	2
2009	DT	4-4	13	0.5-1	1.5-4	0	1	3
Totals		41-31	110	8-53	17.5-75	1	2	8

## 96 Collins Ukwu Defensive Tackle, 6-5, 251, Fr.

**2009:** Talled his first career sack against Florida to go along with three stops ... Earned his first collegiate start against Louisville, tallying three tackles against the Cardinals ... Made his collegiate debut against Miami ... Posted a pass breakup and QB hurry in his first game as a Wildcat.

**Career:** Redshirted in 2008 ... Made four tackles and caused a fumble in the 2009 Blue/White Spring Game ... Was named Scout Team Player of the Week on three occasions, twice on defense and once on special teams.

2009

Opponent	Tackles	Sacks-Y.	Tfl-Y.	FC	FR	PBU
vs Miami (Ohio)	0	0	0	0	0	1
Louisville	3	0	0	0	0	0
Florida	3	0.5-2	0.5-2	0	0	0
Alabama	1	0	0	0	0	0

### Ukwu Career Statistics

Year	Position	G-GS	Tackles	Sacks-Y.	Tfl-Y.	FC	FR	PBU
2009	DE	4-3	7	0.5-2	0.5-2	0	0	1

## 94 Taylor Wyndham Defensive Tackle, 6-4, 230, Fr.

**2009:** Made a powerful hit on Florida's Tim Tebow to record his second career quarterback sack ... In his collegiate debut against Miami, posted a sack for a loss of six yards and broke up a pass ... Notched three stops against Alabama ... Added a pair of tackles against Louisville.

**Career:** Redshirted in 2008 ... Named Scout Player of the Week on special teams prior to the Norfolk State game.

2009

Opponent	Tackles	Sacks-Y.	Tfl-Y.	FC	FR	PBU
vs Miami (Ohio)	1	1-6	1-6	0	0	1
Louisville	2	0	0.5-2	0	0	0
Florida	1	1-3	1-3	0	0	0
Alabama	3	0	0	0	0	0

## 2009 KENTUCKY FOOTBALL BIOS

### Wyndham Career Statistics

Year	Position	G-GS	Tackles	Sacks-Y.	Tfl-Y.	FC	FR	PBU
2009	DE	4-0	7	2-9	2.5-11	0	0	1

# LINEBACKERS

## 4 Micah Johnson Linebacker, 6-2, 258, Sr.

**2009:** Leads the team with 35 tackles and ranks fifth in the SEC with an average of 8.8 tackles per game this season ... Eclipsed the 200-tackle career plateau with nine stops including one for a loss against Florida ... Recorded a team-high 12 tackles against Louisville, including a sack ... Tallied a game-high 10 stops against Alabama, two for a loss ... Posted four tackles and a pass breakup against Miami in the season opener ... Named to preseason All-SEC second team by SEC coaches and media ... On watch list for Rotary Lombardi and Dick Butkus Awards for best linebacker and Bronko Nagurski Trophy for best defensive player.

**Career:** Went through NFL evaluation process but chose to return to Kentucky for his senior season ... Developed into an All-SEC linebacker in 2008 ... Starter at middle linebacker ... Started in all 11 games in which he saw action in 2008 ... Was the team's second-leading tackler on the 2008 season, posting 95 stops ... In the 2007 Music City Bowl, recorded a 24-yard interception return ... Carried the ball one-yard for a touchdown in the 2006 Music City Bowl ... Tallied 215 career tackles, including six games in double figures ... Has appeared in 40 games, earning 18 starting assignments.

Opponent	Tackles	Sacks-Y.	Tfl-Y.	FC	FR	PBU
vs Miami (Ohio)	4	0	0	0	0	1
Louisville	12	1-1	1-1	0	0	0
Florida	9	0	1-1	0	0	0
Alabama	10	0	1.5-3	0	0	0

### 2008

Opponent	Tackles	Sacks-Y.	Tfl-Y.	FC	FR	PBU
at Louisville	5	0	0	0	0	0
Norfolk State	3	0.5-1	0.5-1	0	0	1
Middle Tennessee	9	0	2-3	0	0	0
Western Kentucky	INJ					
at Alabama	INJ					
South Carolina	12	0	1.5-2	0	0	0
Arkansas	15	1-3	2-5	0	0	1
at Florida	2	0	0	0	0	0
at Mississippi State	9	0	3-3	0	0	0
Georgia	8	0	0	1	0	0
Vanderbilt	12	0	0.5-0	0	0	0
at Tennessee	12	1-5	2-7	0	0	0
vs East Carolina	6	0	1.5-4	0	0	0

### 2007

Opponent	Tackles	Sacks-Y.	Tfl-Y.	FC	FR	PBU
Eastern Kentucky	7	0	0	0	0	2
Kent State	6	0	0	0	0	0
Louisville	2	0	0	0	0	0
at Arkansas	2	0	0	0	0	0
Florida Atlantic	9	0	2-3	0	0	1
at South Carolina	4	0	1-10	0	0	0

LSU	5	0	0	0	0	0
Florida	6	0	0	0	0	0
Mississippi State	INJ					
at Vanderbilt	6	0	0	0	0	0
at Georgia	2	0	0	0	0	0
Tennessee	5	0	1-1	0	0	1
vs Florida State	4	0	0	0	0	1

### Johnson Career Statistics

Year	G-GS	Tackles	TFL-Y	Sacks-Y.	PBU	Int-Yds	FR	FC
2006	13-2	29	0	0	1	0	1	1
2007	12-1	58	4-14	0	4	2-45	0	0
2008	11-11	93	13-25	2.5-9	2	0	0	1
2009	4-4	35	3.5-5	1-1	1	0	0	0
Totals	40-18	215	20.5-43	3.5-10	8	2-45	1	2

## 50 Sam Maxwell Linebacker, 6-3, 248, Sr.

**2009:** Tied for fourth in the SEC for passes defended at an average of 1.25 this season ... Acted as a defensive hero against Louisville in the final minutes, intercepting UL QB Justin Burke's tipped pass by UK's Corey Peters and returning it 17 yards and later broke up the final pass from Burke inside the UK 5-yard line at the end of regulation ... Added seven tackles, including one for a loss against the Cardinals ... Made six tackles including one for a loss and broke up a pass against Florida ... Notched a pass breakup and four tackles against Alabama ... Against Miami, notched two tackles and broke up a pass ... Has a PBU in each game this season.

**Career:** Worked out at weakside linebacker this spring after serving as a key reserve at outside linebacker during his career ... Has been the team's top reserve at strongside linebacker the past three seasons ... Also has seen extensive action on special teams ... Has appeared in 42 games, making eight starts ... Totaled 77 stops in his career.

### 2009

Opponent	Tackles	Sacks-Y.	Tfl-Y.	FC	FR	PBU
vs Miami (Ohio)	2	0	0	0	0	1
Louisville	7	0	1-1	0	0	1
Florida	6	0	1-1	0	0	1
Alabama	4	0	0	0	0	1

### 2008

Opponent	Tackles	Sacks-Y.	Tfl-Y.	FC	FR	PBU
at Louisville	1	0	1-7	0	0	0
Norfolk State	1	0	0	0	0	0
Middle Tennessee	2	0	0	0	0	0
Western Kentucky	0	0	0	0	0	1
at Alabama	5	0	0.5-1	0	0	0
South Carolina	2	0	0	0	0	0
Arkansas	1	0	1-3	0	0	0
at Florida	5	0	0	1	0	0
at Mississippi State	0	0	0	0	0	0
Georgia	3	1-8	1-8	0	0	0
Vanderbilt	1	0	0	0	0	0
at Tennessee	4	0	0	0	0	0
vs East Carolina	0	0	0	0	0	0

## 2009 KENTUCKY FOOTBALL BIOS

2007

Opponent	Tackles	Sacks-Y.	Tfl-Y.	FC	FR	PBU
Eastern Kentucky	6	0	2-7	0	0	0
Kent State	3	0	0	0	0	0
Louisville	0	0	0	0	0	0
at Arkansas	1	0	0	0	0	0
Florida Atlantic	2	0	0	0	1	1
at South Carolina	3	0	1-1	0	0	0
LSU	6	0	1-4	0	0	0
Florida	1	0	0	0	0	0
Mississippi State	0	0	0	0	0	0
at Vanderbilt	1	0	1-1	0	0	0
at Georgia	2	0	0	0	0	0
Tennessee	0	0	0	0	0	0
vs Florida State	2	0	0	0	0	0

### Maxwell Career Statistics

Year	G-GS	Tackles	TFL-Y	Sack-Y	PBU	Int-Yds	FR	FC
2006	12-0	6	0	0	0	0	1	0
2007	13-3	27	5-13	0	1	1-0	1	0
2008	13-1	25	3.5-19	1-8	1	0	0	1
2009	4-4	19	2-2	0	4	1-17	0	0
Totals	42-8	77	10.5-34	1-8	6	2-17	2	1

## 22 Danny Trevathan

### Linebacker, 6-1, 220, So.

**2009:** Made good on his first career start against Alabama, doubling his previous career high for tackles in a game, with 10 stops and a pass breakup ... Second-leading tackler against Miami after stopping five Red-Hawks, including one for a loss of three yards - the first TFL of his career ... Posted six tackles against Louisville ... Added two stops against Florida.

**Career:** Made 11 tackles including one for a loss in the 2009 Blue/White Spring Game ... Also saw time as a kickoff returner in spring game notching a 31-yard return ... Contributed mainly on special teams as a freshman.

2009

Opponent	Tackles	Sacks-Y.	Tfl-Y.	FC	FR	PBU
vs Miami (Ohio)	5	0	1-3	0	0	0
Louisville	6	0	0.5-1	0	0	0
Florida	2	0	0	0	0	0
Alabama	10	0	0	0	0	1

### Trevathan Career Statistics

Year	G-GS	Tackles	TFL-Y	Sack-Y	PBU	Int-Yds	FR	FC
2008	13-0	5	0	0	0	0	0	0
2009	4-1	23	1.5-4	0	1	0	0	0
Totals	17-1	28	1.5-4	0	0	0	0	0

## FULLBACKS

## 38 John Conner

### Fullback, 5-11, 240, Sr.

**2009:** Rushed for a two-yard touchdown against Louisville just before the

half and moments after setting up the score on a career-long 23-yard run ... Carried the ball three times for 28 yards against the Cardinals ... Did not play in season opener against Miami due to injury.

**Career:** Team's starting fullback ... Scored on his first collegiate touch, hauling in a 17-yard pass for a TD against Texas State in 2006 ... Appeared in 45 games, starting 18.

2009

Opponent	Att.	Yds.	TD	Rec.	Yds.	TD
vs Miami (Ohio)	INJ					
Louisville	3	28	1	0	0	0
Florida	2	7	0	1	9	0
Alabama	1	3	0	1	2	0

2008

Opponent	Att.	Yds.	TD	Rec.	Yds.	TD
at Louisville	1	2	0	1	20	0
Norfolk State	2	10	0	0	0	0
Middle Tennessee	0	0	0	1	7	0
Western Kentucky	1	2	0	3	32	0
at Alabama	0	0	0	0	0	0
South Carolina	0	0	0	1	(-2)	0
Arkansas	1	1	0	0	0	0
at Florida	0	0	0	3	26	0
at Mississippi State	0	0	0	1	2	0
Georgia	7	26	0	0	0	0
Vanderbilt	0	0	0	0	0	0
at Tennessee	2	5	0	0	0	0
vs East Carolina	1	1	0	1	4	0

2007

Opponent	Att.	Yds.	TD	Rec.	Yds.	TD
Eastern Kentucky	0	0	0	2	8	0
Kent State	2	21	2	0	0	0
Louisville	2	7	0	1	7	1
at Arkansas	0	0	0	1	5	0
Florida Atlantic	1	5	0	1	9	1
at South Carolina	0	0	0	1	0	0
LSU	0	0	0	0	0	0
Florida	0	0	0	1	8	0
Mississippi State	0	0	0	0	0	0
at Vanderbilt	0	0	0	0	0	0
at Georgia	0	0	0	0	0	0
Tennessee	1	4	0	0	0	0
vs Florida State	0	0	0	0	0	0

### Conner Career Statistics

Year	Pos.	Att.	Yds.	Avg.	TD	Long	Rec.	Yds.	Avg.	TD	Long
2006	FB	2	5	2.5	0	4	2	21	10.5	1	17
2007	FB	6	37	6.1	2	16	7	37	5.2	2	9
2008	FB	15	47	3.1	0	9	11	89	8.1	0	20
2009	FB	6	38	6.3	1	23	2	11	5.5	0	9
Totals		29	127	4.4	3	23	22	158	7.2	3	20

## OFFENSIVE LINE

### **72 Zipp Duncan** **Offensive Tackle, 6-5, 291, Sr.**

**2009:** Returning starter now a left tackle after playing left guard last season ... Helped pave way for UK's rushing attack of 245 yards against Miami ... The O-line has allowed five sacks this year and is tied for third in the SEC.

**Career:** Moved from left guard to left tackle during the spring after starting the last two seasons at left guard ... Transitioned from tight end to the offensive line in 2007 spring practice ... Has also played at right guard ... Practiced at defensive end as a true freshman ... As a unit in 2008, the offensive line ranked fourth nationally and led the SEC in fewest sacks allowed ... Has appeared in 41 games, making 30 consecutive starts.

### **61 Jorge Gonzalez** **Center, 6-3, 300, Sr.**

**2009:** Team's starting center ... The O-line has allowed five sacks this year and is tied for third in the SEC ... On preseason watch list for Rimington Trophy as the nation's best center.

**Career:** First name is pronounced "George" ... Named the Most Improved Offensive Player by UK coaches for the 2008 season ... As a unit in 2008, the offensive line ranked fourth nationally and led the SEC in fewest sacks allowed ... Played in 20 career games, starting 16 ... Suffered a season-ending knee injury in the second week of practice as a freshman in 2006.

### **70 Stuart Hines** **Offensive Guard, 6-4, 295, So.**

**2009:** Made his first career start as a Wildcat at right guard versus Miami ... Helped pave way for UK's rushing attack of 245 yards against the MU... The O-line has allowed five sacks this year and is tied for third in the SEC.

**Career:** Appeared in 16 games starting four ... As a freshman, ontributed to unit that ranked fourth nationally and led SEC in fewest sacks allowed.

### **76 Justin Jeffries** **Offensive Tackle, 6-6, 320, Sr.**

**2009:** Helped pave way for UK's rushing attack of 245 yards against Miami in the opener ... The O-line has allowed five sacks this year and is tied for third in the SEC.

**Career:** As a unit in 2008, the offensive line ranked fourth nationally and led the SEC in fewest sacks allowed ... Named to the SEC All-Freshman Team by league coaches ... Seen action in 38 contests, earning 26 starts.

### **78 Christian Johnson** **Offensive Tackle, 6-4, 330, Sr.**

**2009:** Returning starter at left guard from 2007 after redshirting 2008 ... Helped pave way for UK's rushing attack of 245 yards against Miami ... The O-line has allowed five sacks this year and is tied for third in the SEC.

**Career:** Sideline by back injury to begin 2008 season, he eventually red-

shirted ... Was a key performer in the offensive line in 2006-07 as both a starter and reserve ... Has appeared in 39 games, earning 18 starting nods.

## QUARTERBACKS

### **1 Will Fidler** **Quarterback, 6-4, 229, Jr.**

**2009:** Took over the reins of the offense early in the fourth quarter against Miami ... Played in final series against Florida, completing one pass of eight yards ... Serves as primary backup to Mike Hartline.

**Career:** Threw two touchdown passes in leading his team to victory in the 2009 Blue/White Spring Game ... Has played in six career games.

2009

Opponent	Comp.	Att.	Int.	Pct.	Yds.	TD	Long
vs Miami (Ohio)	2	3	0	66.7	21	0	15
Louisville	DNP						
Florida	1	2	0	50.0	8	0	8
Alabama	DNP						

Fidler Career Statistics

Year	Comp.	Att.	Int.	Pct.	Yds.	TD	Long
2007	0	0	0	--	0	0	--
2008	3	4	0	75.0	26	0	16
2009	3	5	0	60.0	29	0	15
Totals	6	9	0	66.7	55	0	16

### **5 Mike Hartline** **Quarterback, 6-6, 206, Jr.**

**2009:** Tossed a game-winning, 12-yard touchdown strike to Randall Cobb with under five minutes to go against Louisville to give the Cats a come-from-behind victory ... Completed 20 passes on 27 attempts for 178 yards against the Cardinals ... Threw two touchdowns against Miami ... Went 18-of-27 for 222 yards and two TDs in just over three quarters of action against the RedHawks.

**Career:** Returning starter at quarterback ... Named UK's Offensive Most Valuable Player of the 2009 AutoZone Liberty Bowl, after he completed 19 of 31 passes for 204 yards and one touchdown ... Recorded his first-ever three touchdown performance against Arkansas in 2008, leading the team to the school's largest fourth-quarter comeback win in history, tossing two touchdowns of 32 and 21 yards to Randall Cobb in the final five minutes for the victory ... Earned SEC Offensive Player of the Week honors as a sophomore for his performance against Middle Tennessee completing 28 of 47 passes for 254 yards and two touchdowns, all career highs ... Strung together 95 consecutive passes without an interception to begin the 2008 season ... Threw a total of six passes in four games in 2007 as the backup to Andre' Woodson ... Has seen action in 19 games, starting 13 ... Team has a 8-5 record in his 13 starts.

2009

Opponent	Comp.	Att.	Int.	Pct.	Yds.	TD	Long
vs Miami (Ohio)	18	27	0	66.7	222	2	34
Louisville	20	27	1	74.1	178	1	27
Florida	13	28	2	46.4	85	1	16

## 2009 KENTUCKY FOOTBALL BIOS

Alabama 17 31 3 54.8 168 1 45

2008

Opponent	Comp.	Att.	Int.	Pct.	Yds.	TD	Long
at Louisville	16	31	0	51.6	147	0	20
Norfolk State	9	15	0	60.0	60	0	10
Middle Tennessee	28	47	0	59.6	254	2	37
Western Kentucky	19	30	1	63.3	172	1	23
at Alabama	20	42	1	47.6	241	2	48
South Carolina	23	43	2	53.5	152	0	20
Arkansas	17	32	2	53.1	239	3	71
at Florida	7	16	1	43.8	33	0	9
at Mississippi State	9	17	0	52.9	90	0	22
Georgia	DNP						
Vanderbilt	DNP						
at Tennessee	5	7	0	71.4	74	0	35
vs East Carolina	19	31	1	61.3	204	1	48

2007

Opponent	Comp.	Att.	Int.	Pct.	Yds.	TD	Long
Eastern Kentucky	3	4	1	75.0	30	0	16
Kent State	0	0	0	0	0	0	0
Louisville	DNP						
at Arkansas	DNP						
Florida Atlantic	1	2	0	50.0	4	0	4
at South Carolina	DNP						
LSU	DNP						
Florida	DNP						
Mississippi State	DNP						
at Vanderbilt	DNP						
at Georgia	DNP						
Tennessee	0	0	0	0	0	0	0
vs Florida State	DNP						

*Hartline Career Statistics*

Year	Comp.	Att.	Int.	Pct.	Yds.	TD	Long
2007	4	6	1	66.7	34	0	16
2008	172	311	8	55.3	1666	9	71
2009	68	113	6	60.2	653	5	45
Totals	244	430	15	56.9	2353	14	71

## TAILBACKS

### **30 Moncell Allen** **Tailback, 5-7, 225, Jr.**

**2009:** Rushed for a 9-yard TD to open the fourth quarter against Miami ... The scoring run was the second of his career ... Posted a season-long run of 20 yards and caught first reception of year against Florida ... Caught a career-high three balls for 12 yards against Alabama.

**Career:** Reserve tailback who can play fullback if needed ... Scored first career touchdown on three-yard plunge in the fourth quarter against Norfolk State ... Gained 71 yards on seven carries against the Spartans, both career highs ... Scored first career receiving touchdown against WKU ... Participated in 27 games.

2009

Opponent	Att.	Yds.	TD	Rec.	Yds.	TD
vs Miami (Ohio)	8	57	1	0	0	0
Louisville	1	(-1)	0	0	0	0
Florida	3	28	0	1	7	0
Alabama	4	7	0	3	12	0

2008

Opponent	Att.	Yds.	TD	Rec.	Yds.	TD
at Louisville	4	12	0	0	0	0
Norfolk State	7	71	1	1	10	0
Middle Tennessee	1	(-2)	0	0	0	0
Western Kentucky	7	41	0	2	13	1
at Alabama	1	(-2)	0	0	0	0
South Carolina	0	0	0	0	0	0
Arkansas	7	46	0	1	9	0
at Florida	6	32	0	0	0	0
at Mississippi State	2	3	0	1	7	0
Georgia	1	0	0	0	0	0
Vanderbilt	0	0	0	0	0	0
at Tennessee	2	1	0	0	0	0
vs East Carolina	DNP					

2007

Opponent	Att.	Yds.	TD	Rec.	Yds.	TD
Eastern Kentucky	2	5	0	0	0	0
Kent State	0	0	0	0	0	0
Louisville	0	0	0	0	0	0
at Arkansas	0	0	0	0	0	0
Florida Atlantic	3	4	0	0	0	0
at South Carolina	0	0	0	0	0	0
LSU	0	0	0	0	0	0
Florida	0	0	0	0	0	0
Mississippi State	6	30	0	2	8	0
at Vanderbilt	0	0	0	0	0	0
at Georgia	0	0	0	0	0	0
Tennessee	DNP					
vs Florida State	DNP					

*Allen Career Statistics*

Year	Pos.	Att.	Yds.	Avg.	TD	Long	Rec.	Yds.	Avg.	TD	Long
2007	FB/TB	11	39	3.5	0	13	2	8	4.0	0	9
2008	FB/TB	38	202	5.3	1	38	5	39	7.8	1	11
2009	FB/TB	16	91	5.7	1	20	4	19	4.8	0	7
Totals		65	332	5.1	2	38	11	66	6.0	1	11

### **20 Derrick Locke** **Tailback, 5-9, 190, Jr.**

**2009:** Leads the SEC and ranks 10th nationally in all-purpose yards per game with an average of 173.2 this season ... Became the 31st player in UK history to reach 1,000 rushing yards in his career after gaining 75 yards on 20 carries against Alabama ... Became the first UK player to return two kickoffs for 100-yard touchdowns in a career after his runback for a score in the first quarter to answer a UofL touchdown ... Also broke the UK record for most kickoff return yards in a game with four returns for 191 yards ... As a result, was named the SEC Special Teams Player of the Week ... Ranks second in the conference for kickoff return yards at 33.9 per game ... Rushed 15 times for 72 yards against the Cardinals, scoring a 2-yard touch-

## 2009 KENTUCKY FOOTBALL BIOS

down midway through the fourth - the eighth rushing score of his career ... Also caught four passes for 47 yards against UL ... Rushed 16 yards for a touchdown from the Wildcat formation in the second quarter against Miami ... Led the team in rushing against the RedHawks with 61 yards in eight carries and the score.

**Career:** Has 1,068 career rushing yards and ranks 27th on the UK all-time rushing list, he needs 53 yards to move into 26th all-time (Shawn Donigan 1,120 yards 1978-82) ... Became the fourth player in the Governor's Cup race to return a kickoff 100 yards for a touchdown ... Broke the Governor's Cup record for most kickoff return yards in a game with four returns for 191 yards ... Incurred a season-ending knee injury in 2008 against Arkansas in his second start at tailback ... Was the team's leading rusher and kickoff returner prior to the injury ... Set career highs in receptions and yards against Alabama with eight catches for 81 yards including a career long 36-yard grab ... Became fifth Wildcat in school history to return a kickoff 100 yards for a touchdown against WKU ... Scored against Norfolk State with a career-long 68-yard run to the endzone ... Has played in 23 games, with six starts.

### 2009

Opponent	Att.	Yds.	TD	Rec.	Yds.	TD
vs Miami (Ohio)	8	61	1	0	0	0
Louisville	15	72	1	4	47	0
Florida	13	36	0	0	0	0
Alabama	20	75	0	6	63	0

### 2008

Opponent	Att.	Yds.	TD	Rec.	Yds.	TD
at Louisville	10	25	0	1	6	0
Norfolk State	5	96	1	1	10	0
Middle Tennessee	10	35	0	2	12	1
Western Kentucky	8	34	0	2	23	0
at Alabama	6	28	0	8	81	0
South Carolina	15	51	0	8	57	0
Arkansas	9	34	0	1	6	0
at Florida	INJ					
at Mississippi State	INJ					
Georgia	INJ					
Vanderbilt	INJ					
at Tennessee	INJ					
vs East Carolina	INJ					

### 2007

Opponent	Att.	Yds.	TD	Rec.	Yds.	TD
Eastern Kentucky	3	18	0	0	0	0
Kent State	5	75	1	0	0	0
Louisville	0	0	0	0	0	0
at Arkansas	9	48	1	0	0	0
Florida Atlantic	7	53	0	0	0	0
at South Carolina	2	22	0	0	0	0
LSU	20	64	1	0	0	0
Florida	14	76	0	2	36	0
Mississippi State	11	46	0	3	16	0
at Vanderbilt	12	50	1	1	26	0
at Georgia	5	28	0	0	0	0
Tennessee	6	46	1	0	0	0
vs Florida State	0	0	0	0	0	0

### Locke Career Statistics

Year	Pos.	Att.	Yds.	Avg.	TD	Long	Rec.	Yds.	Avg.	TD	Long
2007	TB	94	521	5.5	5	67	7	86	12.3	0	26
2008	TB	63	303	4.8	1	68	23	195	8.5	1	36
2009	TB	56	244	4.4	2	18	10	110	11.0	0	21
Totals		213	1068	5.0	8	68	40	391	9.8	1	36

## 29 Alfonso Smith

### Tailback, 6-1, 208, Sr.

**2009:** Rushed for his first touchdown of the season against Alabama on five carries for 28 yards ... Carried the ball 10 times for 45 yards against Louisville ... Ran seven times for 36 yards versus Miami.

**Career:** Ran a pitch around the end for a career long 38-yard rush against East Carolina in the AutoZone Liberty Bowl ... Scored a touchdown on a career-long reception of 71 yards against Arkansas in 2008, the second receiving score of his career ... A standout in kick coverage on special teams with 24 career tackles and a forced fumble ... Scored twice in the 2007 opening day win over Eastern Kentucky, his first multi-scoring game ... Clocked 4.24 seconds in the 40-yard dash at the 2007 pro day, second on the team ... Played a lead role in the win at Mississippi State in 2006, rushing for a career-high 92 yards, one touchdown and posting 57 receiving yards ... Seen action in 38 career games with eight starts.

### 2009

Opponent	Att.	Yds.	TD	Rec.	Yds.	TD
vs Miami (Ohio)	7	36	0	0	0	0
Louisville	10	45	0	0	0	0
Florida	7	12	0	1	0	0
Alabama	5	28	1	0	0	0

### 2008

Opponent	Att.	Yds.	TD	Rec.	Yds.	TD
at Louisville	2	10	0	0	0	0
Norfolk State	7	38	0	0	0	0
Middle Tennessee	9	36	0	0	0	0
Western Kentucky	6	67	1	1	6	0
at Alabama	7	18	0	0	0	0
South Carolina	2	4	0	0	0	0
Arkansas	3	6	0	5	108	1
at Florida	8	11	0	0	0	0
at Mississippi State	5	18	0	2	34	0
Georgia	11	60	0	1	7	0
Vanderbilt	1	(-3)	0	2	17	0
at Tennessee	8	20	1	2	21	0
vs East Carolina	5	28	0	3	11	0

### 2007

Opponent	Att.	Yds.	TD	Rec.	Yds.	TD
Eastern Kentucky	7	53	1	1	7	1
Kent State	6	54	1	0	0	0
Louisville	0	0	0	0	0	0
at Arkansas	4	23	0	1	-4	0
Florida Atlantic	INJ					
at South Carolina	INJ					
LSU	INJ					
Florida	0	0	0	2	10	0
Mississippi State	4	22	0	3	9	0

## 2009 KENTUCKY FOOTBALL BIOS

at Vanderbilt	0	0	0	0	0	0
at Georgia	0	0	0	0	0	0
Tennessee	DNP					
vs Florida State	0	0	0	0	0	0

### *Smith Career Statistics*

Year	Pos.	Att.	Yds.	Avg.	TD	Long	Rec.	Yds.	Avg.	TD	Long
2006	TB	60	250	4.2	2	24	6	96	16.0	0	45
2007	TB	21	149	7.1	2	19	7	22	3.1	1	7
2008	TB	74	313	4.2	2	38	16	204	12.8	1	71
2009	TB	29	121	4.2	1	16	1	0	0.0	0	0
Totals		184	833	4.5	7	38	30	322	10.7	2	71

## TIGHT ENDS

### **86 Ross Bogue** **Tight End, 6-5, 244, Sr.**

**2009:** Recorded first touchdown reception against Florida on a 2-yard toss from Mike Hartline ... Earned his first career start against Miami ... Notched his second career reception against the RedHawks for a career-long 12 yards ... Also made a tackle on special teams versus Miami.

**Career:** Played the best football of his career in spring practice ... Will see action at tight end and continue his role on special teams this season ... Made his first collegiate catch last season with an 8-yard reception at Florida ... Has played in 43 games over the past three seasons, starting three.

#### *2009*

Opponent	Rec.	Yds.	TD
vs Miami (Ohio)	1	12	0
Louisville	0	0	0
Florida	1	2	1
Alabama	0	0	0

### *Bogue Career Statistics*

Year	G-GS	Rec.	Yds.	Avg.	TD	Long
2006-07	26-0	0	0	0.0	0	--
2008	13-0	1	8	8.0	0	8
2009	4-3	2	14	7.0	1	12
Totals	43-3	3	22	7.3	1	12

### **80 T.C. Drake** **Tight End, 6-6, 242, Sr.**

**2009:** Made a pair of receptions for 37 yards against Miami ... Added another catch on the season against Louisville for six yards ... Earned first start of the season against Alabama.

**Career:** A part-time starter at tight end last season ... Snared 12 receptions for 189 yards last season ... Tied his career high with a 37-yard reception against Arkansas ... Had a breakout game in 2008 against Middle Tennessee with four catches for 82 yards ... Recorded his first career reception and touchdown catch when he hauled in a tipped pass in the back of the endzone to give Kentucky a 7-0 advantage in an upset win over No. 1 LSU in 2007 ... Played in 42 games, making 10 starts.

#### *2009*

Opponent	Rec.	Yds.	TD
vs Miami (Ohio)	2	37	0
Louisville	1	6	0
Florida	0	0	0
Alabama	0	0	0

#### *2008*

Opponent	Rec.	Yds.	TD
at Louisville	2	14	0
Norfolk State	0	0	0
Middle Tennessee	4	82	0
Western Kentucky	1	13	0
at Alabama	0	0	0
South Carolina	1	12	0
Arkansas	1	37	0
at Florida	0	0	0
at Mississippi State	1	13	0
Georgia	0	0	0
Vanderbilt	0	0	0
at Tennessee	1	18	0
vs East Carolina	1	15	0

### *Drake Career Statistics*

Year	G-GS	Rec.	Yds.	Avg.	TD	Long
2006	12-1	0	0	0	0	0
2007	13-0	1	2	2.0	1	2
2008	13-8	12	204	17.0	0	37
2009	4-1	3	43	14.3	0	20
Totals	42-9	14	212	15.1	1	37

## WIDE RECEIVERS

### **18 Randall Cobb** **Wide Receiver, 5-11, 188, So.**

**2009:** Ranks second in the SEC with 5.2 recptions per game this season ... Stands eighth in the league with 62.0 yards receiving per game ... Snared a career-long 45-yard pass from Mike Hartline for a touchdown against Alabama ... Caught a game-winning, 12-yard touchdown from Hartline in the fourth quarter against Louisville ... Ran and caught a touchdown for the first time in career against Miami ... Opened the scoring against the RedHawks on a 27-yard touchdown reception from Hartline ... Totaled seven receptions for a career-high 96 yards against MU ... Also against the RedHawks, scored on an 11-yard touchdown run after a direct snap from the Wildcat formation.

**Career:** Started at both wide receiver and quarterback last season ... First UK true freshman to see his first action at quarterback since Dusty Bonner in 1997 ... Won his first QB start at Mississippi State, clinching bowl eligibility for the Wildcats; accounted for both touchdowns in that game one rushing and one passing ... Is believed to be the only UK true freshman QB to start and win an SEC road game since freshmen became eligible in the early 1970s ... Rushed for a career-high 82 yards and three touchdowns against Georgia ... Threw for a career-high 144 yards vs. Vanderbilt ... Started four games early in the season at wide receiver ... Scored his first two career receiving touchdowns against Arkansas, grabbing scoring receptions of 21 and 32 yards from Mike Hartline in the final five minutes to give UK a 21-20 come-from-behind victory - tying the biggest fourth-quarter comeback in school history ... Made first collegiate start against Norfolk

## 2009 KENTUCKY FOOTBALL BIOS

State at wide receiver, but soon shifted positions to quarterback, the first time since 1997 that a true freshman took a snap from center ... Throws left-handed ... Has played in 15 career games earning 12 starts.

### 2009 at Wide Receiver

Opponent	Rec.	Yds.	TD	Long
vs Miami (Ohio)	7	96	1	34
Louisville	6	71	1	27
Florida	5	24	0	9
Alabama	3	57	1	45

### 2008 at Wide Receiver

Opponent	Rec.	Yds.	TD	Long
at Louisville	3	31	0	11
Norfolk State	0	0	0	0
Middle Tennessee	0	0	0	0
Western Kentucky	INJ			
at Alabama	0	0	0	0
South Carolina	8	53	0	17
Arkansas	5	73	2	32
at Florida	2	7	0	4
at Mississippi State	3	33	0	18
Georgia	0	0	0	0
Vanderbilt	0	0	0	0
at Tennessee	0	0	0	0
vs East Carolina	INJ			

### Cobb Career Receiving Statistics

Year	Pos.	G-GS	Rec.	Yds.	Avg.	TD	Long
2008	WR	11-4	21	197	9.4	2	32
2009	WR	4-4	21	248	11.8	3	45
Totals		15-8	42	445	10.6	5	45

### Cobb Career Rushing Statistics

Year	Pos.	Att.	Yds.	Avg.	TD	Long
2008	WR/QB	79	316	4.0	7	18
2009	WR/QB	7	41	5.9	1	11
Totals		86	357	4.2	8	18

### 2009 at Quarterback

Opponent	Comp.	Att.	Int.	Pct.	Yds.	TD	Long
vs Miami	0	0	0	0	0	0	0
Louisville	0	0	0	0	0	0	0
Florida	0	1	0	0.0	0	0	0
Alabama	0	1	0	0.0	0	0	0

### 2008 at Quarterback

Opponent	Comp.	Att.	Int.	Pct.	Yds.	TD	Long
at Louisville	0	0	0	0	0	0	0
Norfolk State	6	11	1	54.5	87	1	27
Middle Tennessee	0	0	0	0	0	0	0
Western Kentucky	INJ						
at Alabama	0	0	0	0	0	0	0
South Carolina	1	1	0	100.0	4	0	4
Arkansas	2	3	0	66.7	45	0	37
at Florida	9	18	0	50.0	78	0	16
at Mississippi State	7	13	1	53.8	56	1	13
Georgia	12	20	1	60.0	105	0	29
Vanderbilt	11	26	2	42.3	144	0	34
at Tennessee	4	7	0	57.1	23	0	14
vs East Carolina	INJ						

### Cobb Career Quarterback Statistics

Year	G-GS	Comp.	Att.	Int.	Pct.	Yds.	TD	Long
Totals	15-4	52	101	5	51.5	542	2	37

## 81 Kyrus Lanxter

### Wide Receiver, 6-2, 205, Jr.

**2009:** Achieved season highs with three receptions for 26 yards against Alabama ... Earned his second career start at wide receiver against Miami in the season opener ... Made two receptions for six yards against the RedHawks ... Missed following two games with hamstring injury.

**Career:** Caught first career touchdown from Mike Hartline on an out route in the 2009 AutoZone Liberty Bowl against East Carolina, breaking a tackle and scrambling to the end zone ... Had career highs with five catches for 46 yards in the bowl game ... Earned his first career start against Georgia in 2008 with a career-high four receptions for 25 yards ... Caught a career-long 27-yard pass from former high school teammate Randall Cobb in a first-half drive against Norfolk State in 2008 ... Caught one pass in five games as a true freshman ... Has played in 18 games with one start.

### 2009

Opponent	Rec.	Yds.	TD	Long
vs Miami (Ohio)	2	6	0	6
Louisville	INJ			
Florida	INJ			
Alabama	3	26	0	14

### 2008

Opponent	Rec.	Yds.	TD	Long
at Louisville	2	17	0	11
Norfolk State	2	41	0	27
Middle Tennessee	3	31	0	13
Western Kentucky	0	0	0	0
at Alabama	0	0	0	0
South Carolina	0	0	0	0
Arkansas	INJ			
at Florida	INJ			
at Mississippi State	3	22	0	12
Georgia	4	25	0	12
Vanderbilt	2	12	0	8
at Tennessee	2	1	0	3
vs East Carolina	5	46	1	19

### Lanxter Career Statistics

Year	Post.	G-GS	Rec.	Yds.	Avg.	TD	Long
2007	WR	5-0	1	6	6.0	0	6
2008	WR	11-1	23	195	8.5	1	27
2009	WR	2-1	5	32	6.4	0	14
Totals		18-2	29	233	8.0	1	27

## 8 Chris Matthews

### Wide Receiver, 6-5, 210, Jr.

**2009:** Made good on his first start as a Wildcat, hauling in a 21-yard touchdown reception from Mike Hartline late in the first half against Miami ... The score marked his first career touchdown at UK ... Ended the day with 57 yards on four catches and a touchdown against the RedHawks ... Posted a

career-high six receptions for 34 yards against Louisville ... Added 28 yards on three receptions against Florida.

**Career:** Among the nation's top 10 junior college prospects, and the No. 2 wide receiver, as ranked by Rivals.com ... Caught 80 balls as a sophomore at Los Angeles Harbor College for 1,235 yards and 11 touchdowns in nine games ... First-team JC All-America and All-California selection in 2008.

2008

Opponent	Rec.	Yds.	TD	Long
vs Miami (Ohio)	4	57	1	22
Louisville	6	34	0	14
Florida	3	28	0	16
Alabama	1	8	0	8

Matthews Career Statistics

Year	Post.	G-GS	Rec.	Yds.	Avg.	TD	Long
2009	WR	4-3	14	127	9.1	1	22

## 85 Gene McCaskill

**Wide Receiver, 6-0, 182, So.**

**2009:** Caught one ball for eight yards against Miami in the season opener ... Earned first start of the season against Alabama.

**Career:** Caught 15 balls for 181 yards last season ... Made strong performance in 2009 AutoZone Liberty Bowl, setting career highs with three catches for 64 yards, including a UK-best 48-yard play ... Also handled punt returns for the first time as a Wildcat, returning three for 19 yards in the bowl game ... Earned first career start at MSU, catching two balls for 18 yards ... Has played in 16 career games with five starts.

2009

Opponent	Rec.	Yds.	TD	Long
vs Miami (Ohio)	1	8	0	8
Louisville	1	5	0	5
Florida	0	0	0	0
Alabama	0	0	0	0

2008

Opponent	Rec.	Yds.	TD	Long
at Louisville	1	10	0	10
Norfolk State	2	17	0	9
Middle Tennessee	0	0	0	0
Western Kentucky	0	0	0	0
at Alabama	DNP			
South Carolina	0	0	0	0
Arkansas	3	30	0	18
at Florida	2	22	0	15
at Mississippi State	2	18	0	12
Georgia	0	0	0	0
Vanderbilt	2	20	0	14
at Tennessee	0	0	0	0
vs East Carolina	3	64	0	48

McCaskill Career Statistics

Year	Post.	G-GS	Rec.	Yds.	Avg.	TD	Long
2008	WR	12-4	15	181	12.1	0	48
2009	WR	4-1	2	13	6.5	0	8
Totals		16-5	17	194	11.4	0	48

## SPECIAL TEAMS

### 36 Lones Seiber

**Kicker, 5-9, 190, Sr.**

**2009:** Broke UK career scoring record after kicking for eight points against Alabama to total 254 career points ... Booted a pair of career-long 49-yard field goals against the Crimson Tide ... Scored seven points against Louisville with a 26-yard field goal and four PATs ... Made all six point after attempts against Miami ... Debuted on kickoffs vs. MU, kicking seven times for an average of 61.1 yards

**Career:** Now in his fourth year as a starter at placekicker ... Set single-season scoring record for a kicker with 99 points in 2007 ... Holds the school record in extra points made with 131 ... Has made 41 of 67 career field goals ... Appeared in 40 games.

Seiber Field Goals by Distance

Season	1-19	20-29	30-39	40-49	50+	Total	Long
2006	0-0	6-8	2-5	3-6	0-0	11-19	48
2007	0-0	5-5	6-10	5-8	0-2	16-25	48
2008	0-0	7-8	1-4	3-6	0-1	9-16	40
2009	0-0	1-1	0-0	2-3	0-0	3-4	49
Totals	0-0	19-22	9-19	13-23	0-3	41-67	49

Seiber Career Stats

Season	G	FG	PAT	Total Points
2006	10	11-19	33-34	66
2007	13	16-25	51-54	99
2008	13	11-19	34-36	67
2009	4	3-4	13-13	22
Totals	40	41-67	131-137	254

### 9 Ryan Tydlacka

**Kicker/Punter, 6-1, 202, So.**

**2009:** Booted two career-long 54 yard punts against Miami in the season opener ... Dropped two punts inside the Alabama five-yard line.

**Career:** Redshirted first year of eligibility in 2007 ... Kicked a career-long 51-yard field goal against South Carolina in 2008 ... Made his collegiate debut in Louisville last season, booting three punts, one inside the 20-yard line and two touchbacks ... Debuted as the UK place-kicker against WKU last year going a perfect 2-for-2 on the day ... Fifteen of his 21 punts landed inside the 20 last season ... Has appeared in 15 career games.

Tydlacka Career Punting Stats

Season	Punts	Yds.	Avg.	Long	In20
2008	22	816	37.1	49	16
2009	18	719	37.8	54	5
Totals	40	1535	38.4	54	21

Tydlacka Field Goals by Distance

Season	1-19	20-29	30-39	40-49	50+	Total	Long
2008	0-0	0-1	1-2	1-2	1-1	3-6	51

Tydlacka Career Field Goal Stats

Season	G	FG	PAT	Total Points
2008	11	3-6	0-0	9