

KENTUCKY

GAME 3



VS.



THE LOUISVILLE GAME

KENTUCKY
(1-1, 0-0 SEC)

8/31	vs. WKU [ESPNNews] (Nashville, Tenn.)	L, 26-35
9/7	Miami (Ohio) [Fox South]	W, 41-7
9/14	Louisville [ESPN]	Noon
9/28	Florida*	TBA
10/5	at South Carolina*	TBA
10/12	Alabama*	TBA
10/24	at Mississippi State* [ESPN]	7:30 p.m.
11/2	Alabama State	TBA
11/9	Missouri*	TBA
11/16	at Vanderbilt*	TBA
11/23	at Georgia*	TBA
11/30	Tennessee*	TBA

Note: all times Eastern and subject to change
* SEC game

LOUISVILLE
(2-0, 0-0 AAC)

9/1	vs. Ohio	W, 49-7
9/7	vs. ECU	W, 44-7
9/14	at Kentucky	
9/21	vs. FIU	Noon
10/5	at Temple*	TBA
10/10	vs. Rutgers*	7:30 p.m.
10/18	vs. UCF*	TBA
10/26	at USF*	TBA
11/8	at Connecticut*	8:30 p.m.
11/16	vs. Houston*	TBA
11/23	vs. Memphis*	TBA
12/5	at Cincinnati*	7:30 p.m.

Note: all times Eastern and subject to change
* AAC game

ABOUT THE GAME ...

TV • ESPN

Play-by-Play	Beth Mowins
Analyst	Joey Galloway
Sideline	Paul Carcaterra

RADIO • UK IMG SPORTS NETWORK

Play-by-Play	Tom Leach
Analyst	Jeff Piccoro
Sideline	Dick Gabriel

SATELLITE RADIO

Channel 98 - Sirius
Channel 199 - XM

INTERNET/RADIO • UKATHLETICS.COM/GAMEDAY

Live Audio - free; Live Stats - free; Live Blog - free

TICKETS • available, call 800-928-2287

GAME HASHTAG • #ULvsUK

SATURDAY, SEPT. 14 • NOON ET • ESPN

LEXINGTON, KY. • COMMONWEALTH STADIUM (67,942)

UK Media Relations • (859) 257-3838 • www.UKathletics.com • **Tony Neely** (tneely@uky.edu),
Susan Lax (slax0@uky.edu), **Evan Crane** (wecran2@uky.edu), **Jake Most** (jake.most@uky.edu)

UK WELCOMES No. 7/7 LOUISVILLE TO COMMONWEALTH

Coming off a 41-7 victory over Miami (Ohio), which gave the Wildcats their first win of the season and first under new head coach Mark Stoops, Kentucky will host in-state rivals and the seventh-ranked Louisville Cardinals on Saturday in Commonwealth Stadium.

Kentucky leads the all-time series, which has been played every year since 1994 after a 70-year hiatus, 14-11 and 8-7 in Lexington. Louisville has won the contest each of the past two seasons after Kentucky claimed the four previous meetings. Fourteen of Kentucky's 39 all-time wins against ranked opponents have come against top-10 teams.

The Wildcats bounced back from a tough start to the season with a tremendous offensive output as Kentucky amassed 675 yards vs. Miami, the program's third-most total offensive output in school history, and the most in 15 years.

Both Maxwell Smith and Jalen Whitlow saw significant playing time last week against Miami as both topped 100 yards passing. Smith threw for three touchdowns and Whitlow ran for a score. The UK defense allowed no scores on the day holding Miami to just 122 yards of total offense and only 1-of-16 on third downs. The 122 yards allowed is the fourth-lowest offensive output by a UK opponent in the last 25 years.

GAME CENTER

KENTUCKY WILDCATS

Record: 1-1, 0-0 Southeastern Conference
Ranking: Not ranked
Last game: W, 41-7 vs. Miami (Ohio) (H)
Coach: Mark Stoops (Iowa, 1989)
Record: 1-1 (First season)
at UK: 1-1 (First season)
vs. UL: 0-0

Series Record vs. Louisville:
Overall: UK leads series 14-11
in Lexington: UK leads series 8-7


LOUISVILLE CARDINALS

Record: 2-0, 0-0 American Athletic Conference
Ranking: No. 7 (AP), No. 7 (ESPN/USA Today)
Last game: W, 44-7, vs. ECU (H)
Coach: Charlie Strong (Central Arkansas, 1983)
Record: 27-14 (Fourth season)
at UL: 27-14 (Fourth season)
vs. UK: 2-1

Last Meeting: Louisville def. UK 32-14 at
Papa John Cardinal Stadium in Louisville

QUICK NOTES

- Kentucky is in its first season under head coach Mark Stoops, who was hired on Nov. 27, 2012 as the 37th head coach in school history. Since arriving, Stoops has reenergized the UK fan base. Stoops earned his first win as a head coach last Saturday vs. Miami (Ohio).
- Quarterbacks Maxwell Smith and Jalen Whitlow earn "helmet stickers" from ESPN.com for their performance Saturday, while junior defensive end Za'Darius Smith was named the SEC Defensive Player of the Week by CollegeSportsMadness.com.
- UK was one of the most inexperienced teams last season and the youth movement has continued in 2013 as 14 newcomers, including eight true freshmen, have played for the Wildcats this season.
- UK had 11 first-time starters in the season-opening game against WKU, which is a school record for first-time starters in a game according to records kept back to the 1993 season.
- UK ranks high in several national statistical rankings offensively, including 16th in total offense with 547.0 yards a game, 32nd in rushing offense with 239.0 yards a game and 25th in passing offense with 308 yards a game. Quarterbacks Maxwell Smith and Jalen Whitlow have combined to rank 23rd in passing efficiency.
- Defensively, UK ranks second nationally in third-down conversion percentage defense only allowing teams to convert 11.5% of third-down chances. UK also ranks 20th in redzone defense limiting opponents to five scores in eight trips into the UK redzone. The Wildcats also rank 18th in the NCAA in sacks per game with 3.0, 21st in passing yards allowed and 30th in total defense.
- On special teams, UK is averaging 26.0 yards per kickoff return, which ranks 27th nationally, while Demarco Robinson is averaging 28.3 yards per kickoff return to rank 18th nationally. Senior Joe Mansour ranks 12th nationally and first in the SEC in field goals per game with 2.0. Landon Foster is 40th in the NCAA and third in the SEC in punting this season with a 42.1 yards per punt average.
- Kentucky is beginning a stretch of four games against opponents currently ranked in The Associated Press Top 20, including No. 7 Louisville, No. 18 Florida, No. 13 South Carolina and No. 1 Alabama.



@UKFOOTBALL, @UKCOACHSTOOPS



UNIVERSITY OF KENTUCKY FOOTBALL FAN PAGE



**HEAD COACH
MARK STOOPS
FIRST SEASON**

- Named the 37th head coach of the Kentucky football program on Nov. 27, 2012
- First task as UK coach was to put together a bright and energetic coaching staff. Accomplished that feat by hiring two of the best up-and-coming coordinators in the game in D.J. Eliot and Neal Brown.
- Inherited a recruiting class ranked in the 60s by the national evaluation services before Stoops and Co. hit the trail hard to sign a top-30 class, securing the highest recruiting class ranking in school history.
- Offseason momentum paved the way for a school record 50,831 fans at UK's spring game - which was the sixth highest spring game attendance in the nation.
- Accomplished major defensive turnarounds at Arizona and Florida State. Full breakdowns at both places below.
- During Stoops' three seasons at FSU, the Seminoles went 10-4, 9-4 and 12-2, including wins over South Carolina in the 2010 Chick-fil-A Bowl, Notre Dame in the 2011 Champs Sports Bowl and Northern Illinois in the 2013 Orange Bowl.
- Developed many players to NFL careers, including Antoine Cason, Michael Johnson, Philip Buchanon, Kelly Jennings, Brandon Meriweather, Ed Reed, Antrel Rolle, Mike Rumph, Sean Taylor and Brian Lee.

PERSONAL

Born: July 9, 1967
Hometown: Youngstown, Ohio
Alma Mater: Iowa, 1989
Family: Wife, Chantel; Sons, Will and Zack.

COACHING EXPERIENCE

1990-91 - Iowa Graduate Assistant Coach
1992-95 - Nordonia HS Assistant Coach (DB)
1996 - South Florida Assistant Coach (DB)
1997-99 - Wyoming Assistant Coach (DB)
2000 - Houston Co-Defensive Coord./Safeties
2001-2003 - Miami (Fla.) Assistant Coach (DB)
2004-2009 - Arizona Defensive Coord./DB
2010-12 - Florida State Defensive Coord./DB
2013 - Present - Kentucky Head Coach

HEAD COACHING RECORD

Year	School	Overall	SEC
2013	Kentucky	1-1	0-0
Total:		1-1	0-0

SCAN CODE FOR STOOPS FULL BIO:



WHAT THEY'RE SAYING ABOUT MARK STOOPS

"He is one of those assistant coaches who has been elevating his game as a defensive coordinator ... He has great pedigree being a Stoops brother and the fact that he has worked with some outstanding head coaches helps his cause. I think he is ready to go (be a head coach). That is a great choice (for Kentucky)." – ESPN analyst Kirk Herbstreit

"The more I learn about the youngest of the college-coaching Stoops brothers, the more I like about what Mitch Barnhart did in luring him to Lexington. Stoops turned around Florida State's defense in short order, which was impressive (and why he got the job), but I really like the way he's gone about hiring a young, respected staff." – Travis Haney of ESPN.com, who rated Stoops as the second-best coaching hire in the nation.

"I think he's one of the big reasons for the turnaround at Florida State. He's just done a fantastic job. I think Jimbo Fisher himself would say he's probably the biggest reason for their turnaround." – Legendary Florida State Head Coach Bobby Bowden

"If it was a 3-2 pitch in the bottom of the ninth with the game on the line, then Mitch Barnhart has hit a long drive that's headed straight for the seats. Time will tell if it's a round-tripper, but from this vantage point it sure looks like Barnhart has hit a home run ... " – John Clay, *Lexington Herald-Leader*

"If new Kentucky coach Mark Stoops' results are any indication, UK's defense can expect quick and sustained improvement. As a defensive coordinator at Florida State (2010-12) and Arizona (2003-09), Stoops inherited defenses ranked outside the top 100 in yards per game. Both teams improved to the top 25 by the end of his time." – Aaron Smith, *CatsIllustrated.com*

"I'm very proud of him. Very happy for him. He got an opportunity to go on and further his career and it's something he wants to do. I'm happy for him. I think he's a hard worker. He cares about what he does. He's very diligent about what he does. He truly loves coaching." – Florida State Head Coach Jimbo Fisher

"I was more happy for Coach Stoops than anything. He's a coach that's put in his work. He doesn't have to explain that it's best for him and his family and sets him up for what he needs. That's a blessing for him. He's a great man and he deserves it." – Florida State defensive back Lamarcus Joyner



STOOPS' IMPROVEMENTS AS DEFENSIVE COORDINATOR

* indicates the season before Stoops arrived

ARIZONA – NATIONAL RANKINGS

	Total Defense	Scoring Defense	Rush Defense	Pass Defense	Pass Efficiency Def.
2003*	109	107	84	112	112
2004	61	55	30	101	83
2005	86	64	93	72	66
2006	49	35	42	69	62
2007	53	59	47	71	33
2008	24	33	39	23	14
2009	25	53	29	33	37

FLORIDA STATE – NATIONAL RANKINGS

	Total Defense	Scoring Defense	Rush Defense	Pass Defense	Pass Efficiency Def.
2009*	108	94	108	77	110
2010	42	20	29	71	37
2011	4	4	2	20	25
2012	2	7	4	6	4

GAME NOTES VS. LOUISVILLE

THE GOVERNOR'S CUP

- The Governor's Cup was created in 1994 as the trophy for the winner of the Kentucky-Louisville game. Donated by The Kroger Company at a cost of \$23,000, the Governor's Cup stands 33 inches tall and weighs 110 pounds. The trophy's base and upright columns are hand-milled black marble. The glass components are optic-grade crystal. All metal parts are 23-karat, gold-plated brass. The cup itself is made of pewter with a 23-karat gold-plated finish.
- The cup was designed by Kendall Costner and sculpted by James Corcoran of Bruce Fox, Inc. The Kroger Company also is involved in supporting academic pursuits at the schools. Kroger is donating \$10,000 to each school for each year the game is played. Kroger's donations now total \$400,000 - \$200,000 to each school.

SERIES RECORD VS. LOUISVILLE

- Kentucky leads the all-time series with Louisville 14-11, including a 8-7 record in games played in Lexington. Saturday marks the 26th meeting in school history. The two teams first met in 1912 and have met annually since 1994. Kentucky has won four of the last six meetings in the series.
- The two teams last met in the 2012 season opener on Sept. 2 in Louisville with the Cardinals earning a 32-14 victory. More about that game can be found below.
- Kentucky has faced a ranked Louisville team five times with a 2-3 record in those games. UK's last win vs. Louisville in Lexington was a 31-27 victory in 2009.
- Biggest UK win: 73 (73-0) in 1922 in Lexington ... Biggest Louisville win: 31 (59-28) in 2006 in Louisville.
- Games decided by 7 points or less: Kentucky leads 5-4
- Current streak: UofL has won two consecutive

SCOUTING LOUISVILLE

- Louisville enters Saturday's game with a No. 7 ranking in both the Associated Press Top 25 and USA Today/ESPN Coaches Poll after defeating Ohio 49-7 in its season opener and ECU 44-7 last weekend. The Cardinals are in their fourth season under head coach Charlie Strong, who has a 27-14 career record. Strong and Co. are coming off a 11-2 season in 2012 that included a trip to the All-State Sugar Bowl, where they defeated Florida. UofL returns 18 starters from last year's squad.
- Louisville is scoring 46.5 points per game this season while averaging 138.5 yards per game on the ground and 406.5 yards per game in the air. Quarterback Teddy Bridgewater is building off his strong season last year with solid numbers in the first two games on 2013. The junior quarterback has completed 46-of-60 passes this season for 752 yards and nine touchdowns. Senior running back Senorise Perry has 26 rushing attempts for 94 yards and a touchdown, while junior Michael Dyer has 11 rushing attempts for 70 yards and a touchdown. Bridgewater's leading receivers this year are junior DeVante Parker, who has nine catches for 207 yards and three touchdowns, and senior Damian Copeland, who also has nine catches for 130 yards and three touchdowns.
- Defensively, the Cardinals are allowing only 7 points per game, while limiting opponents to 94 rushing yards per game and 145.5 passing yards per game. Senior linebacker Preston Brown leads the team in tackles with 17, including three tackles for loss, two sacks and three quarterback hurries, while sophomore linebacker James Burgess has 15 tackles, two tackles for loss and two pass breakups. Senior safety Hakeem Smith and junior safety Calvin Pryor each have an interception this season, while senior tackle Brandon Dunn is tied for the team lead with three tackles for loss.

COMPARISON STATS

Kentucky		Louisville
1-1	Record	2-0
0-0	Conference Record	0-0
33.5	Scoring/Game	46.5
21	First Downs/Game	23.5
547.0	Total Offense/Game	545.0
239.0	Rushing Yards/Game	138.5
308.0	Passing Yards/Game	406.5
26.0	Kickoff Returns (avg.)	22.6
8.7	Punt Returns (avg.)	6.4
42.1	Punting (avg.)	46.8
27:07	Time of Possession/Game	33:14
38.4	Third Down Conv. (pct.)	69.0
100.0	Fourth Down Conversion (pct.)	0.0
+0	Turnover Margin	+2
21.0	Points Allowed/Game	7.0
304.5	Total Yards Allowed/Game	239.5
157.5	Rush Yards Allowed/Game	94.0
147.0	Pass Yards Allowed/Game	145.5

2013 SEC STANDINGS

EASTERN DIVISION

Team	SEC	Pct.	All	Pct.
Georgia	1 - 0	1.000	1 - 1	.500
Tennessee	0 - 0	.000	2 - 0	1.000
Missouri	0 - 0	.000	2 - 0	1.000
Florida	0 - 0	.000	1 - 1	.500
Kentucky	0 - 0	.000	1 - 1	.500
Vanderbilt	0 - 1	.000	1 - 1	.500
South Carolina	0 - 1	.000	1 - 1	.500

WESTERN DIVISION

Team	SEC	Pct.	All	Pct.
Ole Miss	1 - 0	1.000	2 - 0	1.000
Arkansas	0 - 0	.000	2 - 0	1.000
Auburn	0 - 0	.000	2 - 0	1.000
LSU	0 - 0	.000	2 - 0	1.000
Texas A&M	0 - 0	.000	2 - 0	1.000
Alabama	0 - 0	.000	1 - 0	1.000
Mississippi St.	0 - 0	.000	1 - 1	.500



THIS WEEK IN THE SEC ...

Saturday, Sept. 14

- Louisville at Kentucky, 12:00 PM - ESPN
- Arkansas at Southern Miss, 12:21 PM - SEC TV
- Tennessee at Oregon, 3:30 PM - ABC/ESPN/ESPN2
- Alabama at Texas A&M, 3:30 PM - CBS
- Missi. St. at Auburn, 7:00 PM - ESPN/ESPN2/ESPNU
- Kent State at LSU, 7:00 PM - ESPN/ESPN2/ESPNU
- Vanderbilt at South Carolina, 7:00 PM - ESPN/ESPN2/ESPNU
- Ole Miss at Texas, 8:00 PM - Longhorn Network





RAYMOND SANDERS

KENTUCKY'S TOP CAREER RUSHERS

#	Player	Years	Att.	Yards	Avg.	TDs
1.	Sonny Collins	1972-1975	777	3,835	4.9	26
2.	Moe Williams	1993-1995	618	3,333	5.4	26
3.	Rafael Little	2004-2007	580	2,996	5.2	16
4.	Mark Higgs	1984-1987	532	2,892	5.4	25
5.	George Adams	1981-1984	638	2,648	4.2	25
6.	Derrick Locke	2007-10	518	2,618	5.1	22
7.	Artose Pinner	1999-2002	438	2,105	4.8	17
8.	Marc Logan	1983-1986	389	1,769	4.5	11
9.	Derrick Ramsey	1975-1977	446	1,764	3.9	25
10.	Anthony White	1996-1999	364	1,758	4.8	11
11.	Rodger Bird	1963-1965	397	1,699	4.2	21
12.	Derek Homer	1997-2000	353	1,689	4.8	11
13.	Ivy Joe Hunter	1985-1988	361	1,687	4.7	19
14.	Bill Leskovar	1949-1951	324	1,664	5.1	9
15.	Steve Campassi	1972-1975	370	1,609	4.3	8
16.	Al Baker	1986-1990	378	1,534	4.1	15
17.	Mike Fanuzzi	1971-1974	344	1,484	4.3	16
18.	Bobby Cravens	1956-1958	323	1,448	4.5	6
19.	Tony Dixon	2004, 2006-2008	345	1,388	4.0	16
20.	Alfred Rawls	1988-1989	286	1,370	4.8	16
21.	Randy Brooks	1976-1980	358	1,314	3.7	6
22.	Randall Cobb	2008-10	228	1,313	5.8	22
23.	Don Phelps	1946-1949	295	1,297	4.4	15
24.	Chris Hill	1975-1978	260	1,264	4.9	4
25.	Rod Stewart	1975-1978	268	1,250	4.7	9
26.	Raymond Sanders	2010-present	253	1,215	4.8	9
27.	Doug Kotar	1971-1973	293	1,167	3.9	5
28.	Damon Hood	1991-1994	281	1,144	4.1	9
29.	Shawn Donigan	1978-1982	264	1,120	4.2	4
30.	Roger Gann	1967-1969	281	1,047	3.7	4
31.	Dicky Lyons	1966-1968	328	1,042	3.2	18
32.	Tom Fillion	1951-1953	208	1,017	4.9	8
33.	Terry Samuels	1990-1993	247	1,012	4.1	5

MILESTONES TO WATCH FOR ...

- Senior running back Raymond Sanders has 1,215 career rushing yards and needs 35 more to tie Rod Stewart for 25th place on the UK career rushing list.
- Senior running back Jonathan George has 776 career rushing yards and needs just 224 more to become the 34th player in school history with 1,000 career rushing yards.
- Sophomore punter Landon Foster is 3 punts away from qualifying for UK's career punt records. His career average of 42.7 yards per punt over 72 career punts would rank second all-time.
- Junior defensive end Bud Dupree has 10 career sacks, needing 7 more to tie for fourth most all-time in school history.

MEILINGER SELECTED TO COLLEGE FOOTBALL HALL OF FAME

Steve Meilinger, a two-year first-team All-American who excelled at several positions on offense and defense for the Kentucky Wildcats, has been named to the College Football Hall of Fame.

Meilinger played at Kentucky from 1951-53 under Coach Paul "Bear" Bryant. Meilinger helped the Wildcats to a record of 20-10-3, including an 8-4 mark in 1951 that was capped by a Cotton Bowl win over Texas Christian. UK was ranked in the nation's top 20 all three seasons in the final Associated Press and United Press International rankings. He was a freshman (ineligible to play at that time because of NCAA rules regarding first-year players) on the 1950 Kentucky squad that went 11-1 and is the national champion according to the Sagarin Computer Ratings.


Known as "Mr. Anywhere" for the Wildcats, he split time between end, halfback and quarterback on offense; on defense, he played end, linebacker and defensive back – basically, every position on the field except the interior offensive and defensive lines, a remarkable combination. On special teams, he was a two-year starting punter and also returned punts and returned kickoffs.

Meilinger set Kentucky's career records for pass receptions, receiving yardage and touchdowns with 75 catches for 1,210 yards and 16 touchdowns. He also rushed 134 times for 714 yards and five TDs and passed for 127 yards and a TD. On defense, no tackle stats were kept during that era but he made six pass interceptions.

Meilinger was a first-team All-American as a junior by the Newspaper Enterprise Association and the All-Players team. He was first-team All-America as a senior according to the NEA, American Football Coaches Association/Colliers Magazine and the All-America Board.

On the league level, he was named first-team All-Southeastern Conference all three of his varsity seasons, the first of only five Wildcats in school history to be a three-time first-team All-SEC selection.

To read more, scan the code below:



NATIONAL POLLS

THE ASSOCIATED PRESS POLL (SEPT. 8)

1	Alabama (57)	1-0	1494
2	Oregon (1)	2-0	1385
3	Clemson (1)	2-0	1332
4	Ohio State (1)	2-0	1327
5	Stanford	1-0	1271
6	Texas A&M	2-0	1133
7	Louisville	2-0	1105
8	LSU	2-0	1075
9	Georgia	1-1	1036
10	Florida State	1-0	1011
11	Michigan	2-0	872
12	Oklahoma State	2-0	834
13	South Carolina	1-1	829
14	Oklahoma	2-0	675
15	Miami (FL)	2-0	615
16	UCLA	1-0	488
17	Northwestern	2-0	452
18	Florida	1-1	405
19	Washington	1-0	392
20	Wisconsin	2-0	378
21	Notre Dame	1-1	333
22	Baylor	2-0	295
23	Nebraska	2-0	277
24	TCU	1-1	170
25	Ole Miss	2-0	78

Others receiving votes: Arizona State 64, Michigan State 26, Fresno State 26, Texas 26, Northern Illinois 21, Virginia Tech 15, Brigham Young 14, Georgia Tech 10, Illinois 9, Arizona 9, Bowling Green 7, Penn State 7, Boise State 3, **Tennessee 1**

USA TODAY/ESPN COACHES POLL (SEPT. 8)

1	Alabama (58)	1-0	1545
2	Oregon (1)	2-0	1447
3	Ohio State (2)	2-0	1429
4	Stanford	1-0	1327
5	Clemson	2-0	1307
6	Texas A&M (1)	2-0	1242
7	Louisville	2-0	1121
8	LSU	2-0	1067
9	Florida State	1-0	1040
10	Georgia	1-1	1021
11	Oklahoma State	2-0	866
12	Michigan	2-0	860
13	Oklahoma	2-0	800
14	South Carolina	1-1	788
15	Nebraska	2-0	478
16	Northwestern	2-0	473
17	UCLA	1-0	471
18	Wisconsin	2-0	455
18	Miami (FL)	2-0	455
20	Florida	1-1	410
21	Notre Dame	1-1	348
22	Baylor	2-0	297
23	Washington	1-0	253
24	TCU	1-1	195
25	Ole Miss	2-0	91

Others receiving votes: Michigan State 74, Fresno State 59, Arizona State 48, Texas 38, Northern Illinois 27, Arizona 21, Brigham Young 18, Arkansas 16, Georgia Tech 12, Virginia Tech 8, Texas Tech 7, UCF 6, East Carolina 6, USC 5, Illinois 3, Kansas State 3, Bowling Green 3, Boise State 2, Utah 2, Utah State 2, **Tennessee 2**, Rutgers 1, Boston College 1

2013 UK Opponents in Bold

• Sophomore kicker John Wallace is 3-for-3 in field goals this season with makes from 22 yards, 35 yards and 39 yards. Junior punter Ryan Johnson has punted five times for a 46.8 average, pinning opponents inside their own 20-yard line one time. The Cardinals are averaging 22.7 yards per kickoff return and 6.4 yards per punt return.

KENTUCKY-LOUISVILLE TIES

- Kentucky has six players on its 2013 roster from the city of Louisville in senior Mister Cobble (Central), sophomore Rodney Cox (duPont Manual), sophomore John Giddens (Male), junior Max Godby (Christian Academy of Louisville), freshman Jason Hatcher (Trinity) and freshman Max Strong (Trinity). Several of the Wildcats from Louisville played high school football with current Louisville players.
- Four Louisville players are from the city of Lexington, including freshman Kyle Bolin, redshirt freshman Tobijah Hughley, sophomore Dominique Dishman and senior Roy Philon.
- Although UK head coach Mark Stoops and Louisville head coach Charlie Strong spent a lot of time coaching in the state of Florida the two never faced during Stoops' time with Miami (Fla.) and Florida State and Strong's time with the Florida Gators.

ON THIS DATE IN WILDCAT HISTORY

- Saturday marks just the third time in program history that Kentucky has played on Sept. 14 with a 1-0-1 record on this date.
- The first time the Wildcats played on this date was in 1975, when UK knocked off Virginia Tech, 27-8.
- In 1986, UK tied Rutgers, 16-16 on Sept. 14, which is one of 44 ties in UK program history.

LAST TIME VS. LOUISVILLE

Kentucky could not continue its streak of five-consecutive season opening victories, falling to in-state foe Louisville 32-14 at Papa John's Cardinals Stadium in Louisville.

U of L quarterback Teddy Bridgewater paced the Cardinals, completing 19-of-21 passes for 232 yards, while running backs Seniorise Perry and Jeremy Wright each rushed for more than 100 yards and combined for four touchdowns.

The Wildcats totaled 373 yards total offense and accumulated 24 first downs. Sophomore quarterback Maxwell Smith completed 35-of-50 passes for 280 yards and two touchdowns. Senior tailback CoShik Williams led the Wildcat rushing with 62 yards on just 10 carries.

Kentucky had the opening possession of the game, switching field position and pinning Louisville at its own one-yard line for the Cardinals' opening series. However, the Cards put together a 99-yard touchdown drive and tallied a two-point conversion to take an 8-0 lead.

UK cut the lead to 8-7 on its next drive, traveling 75 yards down the field before Smith connected with tight end Tyler Robinson for a one-yard touchdown reception. But less than three minutes later, Louisville's offense regained the lead with a drive that ended with a 47-yard touchdown rush by Perry. U of L led 22-7 at halftime after a 14-yard TD run by Wright.

U of L tacked on 10 points in the third quarter with a 22-yard field goal by John Wallace and a one-yard touchdown run by Wright to take a 32-7 lead.

UK answered late in the third with a flawless 65-yard touchdown drive with Smith connecting with La'Rod King from five yards out to cut the lead to 32-14. That proved to be the final score as neither team got on the board in the fourth quarter.

KENTUCKY VS. THE CURRENT ALIGNMENT OF THE AMERICAN ATHLETIC CONF.

- Kentucky is 46-24-4 all-time against teams that make up the current alignment of the American Athletic Conference.
- Louisville is the only team UK is scheduled to play this season from the American Athletic Conference.

Overall Record: 46-24-4

Central Florida	0-0
Cincinnati	22-9-3
UConn	1-0
Houston	0-2
Louisville	14-11
Memphis	4-0
Rutgers	2-2-1
South Florida	1-0
SMU	2-0
Temple	0-0

KENTUCKY VS. THE RANKED

- Louisville is the first ranked foe that Kentucky has played this season.
- UK's last win over a ranked team was Oct. 16, 2010 over No. 10 South Carolina (31-28) in Commonwealth Stadium.
- The last win vs. a ranked Louisville team was 2007 vs. No. 9 Louisville 40-34 at Commonwealth Stadium.

KENTUCKY'S CAREER 1,000 YARD RECEIVERS

#	Player	Years	Rec	Yards	Avg	TD	Career TD Rank
1.	Craig Yeast	1995-98	208	2,899	13.9	28	1st
2.	Keenan Burton	2003-07	189	2,376	12.6	25	2nd
3.	Derek Abney	2000-03	197	2,339	11.9	18	T3rd
4.	Dicky Lyons Jr.	2004, 2006-08	141	1,752	12.4	18	T3rd
5.	Quentin McCord	1996-2000	112	1,743	15.6	15	7th
6.	La'Rod King	2009-12	134	1,706	12.7	17	T5th
7.	Randall Cobb	2008-10	144	1,661	11.5	13	T9th
8.	Anthony White	1996-99	194	1,520	7.8	8	
9.	Felix Wilson	1977-79	90	1,508	16.8	10	
10.	Tom Hutchinson	1960-62	94	1,483	15.7	9	
11.	Kevin Coleman	1995-98	107	1,428	13.3	13	T9th
12.	Larry Seiple	1964-66	72	1,422	19.8	10	
13.	Jacob Tamme	2004-07	133	1,417	10.6	11	
14.	Rafael Little	2004-07	131	1,324	10.1	5	
	James Whalen	1997-99	120	1,324	11.0	13	T9th
16.	Rick Kestner	1963-65	82	1,280	15.6	10	
17.	Chris Matthews	2009-10	93	1,279	13.7	12	
18.	Derek Smith	1999-01	89	1,224	13.8	9	
19.	Phil Logan	1987-90	83	1,219	14.7	7	
20.	Steve Meilinger	1951-53	75	1,210	16.1	17	T5th
21.	Steve Johnson	2006-07	72	1,200	16.6	14	8th
22.	Derek Homer	1997-2000	129	1,052	8.2	2	

GETTING FRESH ...

• The Wildcats were one of the youngest teams in the nation last season and 2013 has started along the same path as 14 newcomers to the 2013 squad, including eight true freshmen, have seen action this season. UK only has 15 seniors this season, which is the 18th-lowest number in the nation.

• In fact, UK had 11 first-time starters in the game against WKU, which is a school record for first time starters in a game according to records kept back to the 1993 season.

• Below are true freshmen and redshirt freshmen that have seen time this season, as well as first-time starters:

True Freshmen:

Offense - WR Ryan Timmons, RB Jojo Kemp, WR Alex Montgomery, WR Jeff Badet

Defense - DE Jason Hatcher, LB/DB Blake McClain, CB Jaleel Hytchye, DB Marcus McWilson

Redshirt Freshmen:

Offense - C Zach Myers, C Jon Toth

Junior College Transfers:

Offense - TE Steven Borden, WR Joey Herrick

Defense - DE Za'Darius Smith, CB Nate Willis

First-time Starters:

WKU - C Zach Myers, OT Jordan Swindle, WR Daryl Collins, WR Javess Blue, OG Teven Eatmon-Nared, DE Za'Darius Smith, LB Kory Brown, LB Khalid Henderson, CB Nate Willis, S Eric Dixon, CB Fred Tiller.

Miami (OH) - WR Jeff Badet, C Jon Toth, LB TraVaughn Paschal, DB Blake McClain

TOUGH SCHEDULE AWAITING YOUNG WILDCATS

The Wildcats consistently play one of the toughest schedules in the nation and 2013 appears to be no different for Mark Stoops and Co. According to numerous online web sites and publications, Kentucky plays one of - if not the - toughest schedules in the country in 2013. In fact, GAMEDAYR.com and Fansided.com rank UK's strength of schedule No. 1 nationally, while 4DOWN20.com ranks it third-hardest and Phil Steele's College Football ranks it ninth-hardest.

• According to the Sept. 8 rankings by the Associated Press and USA Today/ESPN Coaches Poll, UK will play five teams that are currently ranked in both polls, including No. 1 Alabama. In fact, Kentucky will start a stretch this week where it will face No. 7/7Louisville, then have a bye week before facing No. 18/20Florida, No. 13/14 South Carolina and No. 1/1 Alabama in consecutive weeks.

• Of UK's 12 opponents this season eight played in a bowl game in 2012, including three in BCS bowls.

WILDCAT OFFENSE MAKING THE "HOME RUN" PLAYS

• Kentucky head coach Mark Stoops and offensive coordinator Neal Brown have talked about the Wildcats needing to be a consistent offense with the ability to make the "home run" play. In just a few weeks in the new "air raid" offensive system, UK has showed improvements.

KENTUCKY BY THE NUMBERS

Record	1-1
SEC	0-0
West	0-0
East	0-0
Non-Conference	1-1
Home	1-0
Road	0-0
Neutral site	0-1
Night	0-1
Day	1-0
TV Games	0-1
CBS	0-0
ESPN	0-0
ESPNU	0-0
ESPN2	0-0
ESPNNews	0-1
SEC Network	0-0
Fox Sports South	1-0
CSS	0-0

UK scores on first possession	1-0
Opponent scores on first possession	0-1
UK scores first	1-0
Opponent scores first	0-1
UK leads after 1st quarter	1-0
Opponent leads after 1st quarter	0-1
Teams are tied after 1st quarter	0-0
UK leads at halftime	1-0
Opponent leads at halftime	0-1
Teams are tied at halftime	0-0
UK leads after 3rd quarter	1-0
Opponent leads after 3rd quarter	0-1
Teams are tied after 3rd quarter	0-0
Game goes to overtime	0-0

Scoring less than 20 pts	0-0
Scoring 20+ points	1-1
Scoring 30+ points	1-0
Allowing less than 20 pts	1-0
Allowing 20+ points	0-1
Allowing 30+ points	0-1

UK has more total yards	1-0
Opponent has more total yards	0-1
UK has more rushing yards	1-0
Opponent has more rushing yards	0-0
UK has more passing yards	1-0
Opponent has more passing yards	0-1
Rushing for less than 100 yards	0-0
Rushing for over 100 yards	1-1
Rushing for 200+ yards	1-1
Passing for 200+ yards	1-1
Passing for 300+ yards	1-0

UK has 100-yard rusher	0-0
Opponent has 100-yard rusher	0-0

No turnovers	0-0
One or two turnovers	1-1
3 or more turnovers	0-0
No takeaways	1-0
3 or more takeaways	0-0

UK has more penalties	1-1
Opponent has more penalties	0-0
Teams have equal penalties	0-0

UK has more time of possession	0-0
Opp. has more time of possession	1-1

UK defense scores	0-0
Opponent defense scores	0-0
UK returns KO/Punt for touchdown	0-0
Opponent returns KO/Punt for TD	0-0
Playing on natural grass	1-1
Playing on artificial surface	0-0
Wearing blue uniforms	1-0
Wearing white uniforms	0-1
Wearing white uniforms/blue pants	0-0
Wearing blue jerseys/white pants	0-0
Wearing black uniforms	0-0



Commonwealth Stadium

On game day, Commonwealth Stadium often becomes the third-largest city in Kentucky.

- The Cats are in their 41st season at Commonwealth Stadium.
- Since its opening in 1973, Kentucky has played 256 games within the friendly confines of Commonwealth Stadium. UK has a 137-116-4 record (.546) in Commonwealth.
- Since the 1999 expansion, UK has averaged 63,701 fans per game and ranked in the nation's top 30 teams in attendance for 12 seasons. Both the single game and season attendance record has been broken in recent years.
- The crowd of 71,024 vs. Florida on Oct. 20, 2007 was the largest crowd in the 40-year history of Commonwealth Stadium. The previous stadium record was 71,022 for the 1999 Tennessee game.
- The playing surface is named C.M. Newton Field in honor of the former UK Director of Athletics.

Commonwealth Stadium Renovations on the Way:

Kentucky has received legislative approval for a \$110 million renovation of football facilities, primarily Commonwealth Stadium. The stadium project features a new look for the exterior of the stadium, redesigned concourses, additional suites, a new press box and upgraded support facilities. Plans are in the design process, with construction expected to begin in 2014 and completion targeted for 2015. Shown above is an artist conception of what the stadium exterior might look like.

Facts and Figures on Commonwealth Stadium:

Seating Capacity: 67,942, including the Commonwealth Suites. With game workers, media, etc., total attendance can exceed 70,000.

Video Boards: Video boards by Daktronics measuring at 39 by 79 feet, each, bring a total of 6,162 square feet of video capability. The video boards put UK among the nation's leaders in video square footage.

Sound System: Sportsound system will deliver pounding bass energy, smooth mid- and high-range frequencies, and high-impact entertainment. Components of the sound system include a main speaker cluster behind the end zone, under-balcony speakers and concourse speakers.

Ribbon Boards: Commonwealth Stadium's interior seating bowl has LED ribbon boards, allowing fans a more enjoyable experience.

Game Day Experiences

The "Cat Walk": Fans are encouraged to greet the team when the Wildcats arrive for the "Cat Walk." The team buses will arrive at the Nutter Field House approximately two hours and 15 minutes before the game and the players will make the "Cat Walk" to their stadium entry point at Gate 1. Fans are encouraged to line up on the sidewalk and cheer the players as they enter the stadium. A siren will be sounded while the team buses are on their way to the stadium. That's the fans' cue to proceed to the Cat Walk area to greet the team.

Wildcat Refuge: Fans of all ages, but especially the younger Wildcats, will enjoy playing at the Wildcat Refuge, located outside of the southwest corner (outside Gate 9) of Commonwealth Stadium. There are five giant inflatable games that are available two hours before kickoff.

UK Marching Band Will Parade Around Stadium: The UK Marching Band will parade around the stadium, beginning approximately one hour prior to kickoff. The band parade will begin at and return to Gate 4.



TOP 10 CWS ATTENDANCES

1. 71,024 Florida, 2007
2. 71,022 Tennessee, 1999
3. 71,017 Georgia, 2002
4. 71,011 Florida, 2009
5. 70,988 Louisville, 2009
6. 70,981 Tennessee, 2009
7. 70,971 Florida, 1999
8. 70,967 Alabama, 2009
9. 70,902 LSU, 2007
10. 70,884 Georgia, 2010

TRACKING KENTUCKY'S 2013 OPPONENTS

Opponent	UK vs. Opp	Opp. Record	Last game	Next Up
WKU	L, 35-26	1-1	L, 52-20 at Tennessee	at South Alabama (9/14) - 7:30 p.m. ET
Miami (Ohio)	W, 41-7	0-2	L, 41-7 at Kentucky	vs. Cincinnati (9/21) - TBD
Louisville	9/14	2-0	W, 44-7, vs. EKU	at Kentucky (9/14) - Noon ET
Florida	9/28	1-1	L, 21-16, at Miami (Fla.)	vs. Tennessee (9/21) - TBD
South Carolina	10/5	1-1	L, 41-30, at Georgia	vs. Vanderbilt (9/14) - 7 p.m. ET
Alabama	10/12	1-0	W, 35-10, vs. Virginia Tech (N)	at Texas A&M (9/14) - 3:30 p.m. ET
Mississippi State	10/24	1-1	W, 51-7, vs. Alcorn State	at Auburn (9/14) - 7 p.m. ET
Alabama State	11/2	0-2	L, 30-23, at Jackson State	at Arkansas-Pine Bluff (9/14) - 5 p.m. ET
Missouri	11/16	2-0	W, 38-23, vs. Toledo	at Indiana (9/21) - 8 p.m. ET
Vanderbilt	11/16	1-1	W, 38-3, vs. Austin Peay	at South Carolina (9/14) - 7 p.m. ET
Georgia	11/23	1-1	W, 41-30, vs. South Carolina	vs. North Texas (9/21) - TBD
Tennessee	11/30	2-0	W, 52-20, at Tennessee	at Oregon (9/14) - 3:30 p.m. ET

- So far this season, UK has had 32 offensive plays of 10 yards or more, which puts the Wildcats on pace for 192 offensive plays of 10 yards or more in 2013. That would shatter the number of 10-plus yard plays UK had last year, which was 146. UK had 15 plays of 10 yards or more vs. WKU and 17 vs. Miami (Ohio).
- Kentucky had 10 plays of 30 yards or more in 2012, while the "air raid" offense has accounted for eight plays of 30 yards or more already this season.
- UK has five plays of 40 yards or more this season which is more than UK had all year in 2012 (4).
- UK has made the big play through the air and on the ground so far this season. Kentucky has two 40-plus yard rushing plays this season which is the same amount UK had in 2012. UK has three 40-plus yard passing plays this season after having two in 2012.
- Below is a breakdown of "home run" plays this season and in 2012. Overall numbers are listed first, followed by rushing plays in parentheses () and passing plays in brackets [].

Home Run Plays	10+	20+	30+	40+
2013	32(12)[20]	14(6)[8]	8(3)[5]	5(2)[3]
2012	146(59)[87]	39(14)[25]	10(4)[6]	4(2)[2]

OFFENSIVE HIGHLIGHTS

- UK has posted over 200 yards passing and rushing in consecutive games for the first time since 2010.
- The "home run" plays have led to quick drives this season as seven of UK's eight touchdown drives have had a possession time of two minutes or shorter.
- UK has converted 9-of-10 trips into the redzone this season after going 5-for-5 vs. WKU and 4-for-5 vs. Miami (Ohio). The only non-conversion this season was when UK allowed the game clock to expire and end the game with the ball on the five-yard line vs. Miami (Ohio).

vs. Miami (Ohio):

- Kentucky had one of the best offensive showings in school history in its home opener against Miami (Ohio), amassing 675 yards of total offense - which is the third-most total offense in program history and the most since 1998.
- Several other offensive stats stood out against Miami, including 413 passing yards being the most UK has earned since 2007, while its 262 yards rushing was the most since 2012.
- The Wildcats' 24 points in the first quarter vs. Miami (Ohio) was the highest-scoring first quarter in school history. UK scored on each of its first five possessions in the game.
- UK connected on an 88-yard touchdown play in the game, which is the fourth-longest pass play in UK history and the longest pass completion for UK since 2000 vs. Georgia when Jared Lorenzen connected with Derek Smith.

vs. WKU:

- The Wildcats scored 26 points in their opener vs. WKU, rushing for 216 yards and passing for 203. It was the first time UK had rushed for over 200 yards and passed for over 200 yards since 2010 against Vanderbilt.
- UK also had 419 yards of total offense in the season opener, which was the most for a UK offense in a season lid-lifter since 2010.
- UK averaged 6.8 yards per rushing play in the WKU game. When the three quarterback sacks are factored out, the Wildcats averaged 8.0 yards per rush.
- The Wildcats scored 26 points in the season opener vs. WKU, which is the most in a season opener game for UK since 42 points to start the 2009 season.

The Quarterbacks:

- UK used a two-quarterback system against Miami (Ohio) very effectively with sophomore Maxwell Smith (who got the start) completing 15-of-23 passes for 310 yards and three touchdowns, while sophomore Jalen Whitlow completed 10-of-12 passes for 103 yards and rushing seven times for 48 yards and a touchdown. It

POSITION CHANGES

The following players have made position changes since last season:

Name	From	To
Alvin "Bud" Dupree	LB/DE	DE
Jeff Witthuhn	QB	FB
Ronnie Shields	TE	WR/TE

PRONUNCIATION GUIDE

- Jeff Badet:** bah-DETT
- Daron Blaylock:** same as "Darren"
- Javess Blue:** JAY-vess
- Tyler Brause:** BROW-zee
- Teven Eatmon-Nared:** Teven rhymes with "seven"; EET-mon NAR-id
- John Gruenschlaeger:** GRU-en-shlay-ger
- Khalid Henderson:** kah-LEED
- Farrington Huegenin:** HUEG-in-in
- Jaleel Hytchye:** HICH, same as "hi" plus the "ch" sound
- Jabari Johnson:** jah-BAR-ee
- Tristian Johnson:** TRIS-tin
- Shaquille Love:** shah-KEEL
- Joe Mansour:** MAN-soo-er
- Regie Meant:** same as "Reggie"
- Dyshawn Mobley:** DAY-shawn MOBE-lee
- TraVaughn Paschal:** TRAY-vaun PASS-cal
- Donte Rumph:** RUMP
- Erico Smith:** ERIC-o
- Za'Darius Smith:** zah-DARE-ee-us
- Jon Toth:** TOETH (long "o" sound)
- Patrick Towles:** TOLES (long "o" sound)

2013 STAT LEADERS

PASSING

UK	COMP-ATT-INT-YDS-TD
Maxwell Smith	23-36-0-435-4
Jalen Whitlow	20-27-0-181-0

Louisville

Teddy Bridgewater	46-60-1-752-9
Will Gardner	2-5-0-61-1

RUSHING

UK	ATT-YDS-TD
Raymond Sanders	20-137-1
Jalen Whitlow	14-123-2

Louisville

Senorise Perry	26-94-1
Michael Dyer	11-70-1

RECEIVING

UK	COMP-YDS-TD
Javess Blue	9-139-1
Ryan Timmons	6-61-0
Anthony Kendrick	5-102-0

Louisville

DeVante Parker	9-207-3
Damian Copeland	9-130-3
Robert Clark	8-67-1

TACKLES

UK	TACKLES
Avery Williamson	20
Blake McClain	13
TraVaughn Paschal, Za'Darius Smith	11

Louisville

Preston Brown	17
James Burgess	15

STAT SUPERLATIVES

Here are some career statistical superlatives among current players:

Most Games Played: Avery Williamson (39), Donte Rumph (36), Jonathan George (36), Tyler Robinson (35), Kevin Mitchell/Joe Mansour (32), Raymond Sanders (31)

Most Games Started: Donte Rumph (20), Alvin Dupree (17), Darrian Miller (16), Kevin Mitchell (15), Avery Williamson (14)

Consecutive Games Started: Alvin Dupree (17), Avery Williamson/Kevin Mitchell/Darrian Miller (14)

Games with Double-Figure Tackles: Avery Williamson (9), Alvin Dupree (2), Miles Simpson (1), Khalid Henderson (1)

Consecutive Games with Double-Figure Tackles: n/a

was the first time since Oct. 13, 2001 that UK has had two players throw for 100 yards or more.

- Smith threw a 48-yard, 56-yard and 88-yard touchdown pass against Miami (Ohio), becoming the first UK quarterback since Tim Couch in 1998 vs. Louisville (48-yard, 56-yard and 57-yard) to accomplish that feat.

- Smith's big game vs. Miami (Ohio) marked the third time in his last five games played (including just one series vs. South Carolina in 2012) that he has thrown for 300 yards or more. Smith had 170 yards passing in the first quarter, including an 88-yard touchdown pass, which was the longest completion of his career and fourth-longest pass in UK history.

- Smith is 23-for-36 this season for 435 yards and four touchdowns. The sophomore ranks ninth nationally in passing efficiency at 202.1 and second nationally in passing yards per completion with 18.9 yards per completion.

- Whitlow has been solid for UK at quarterback both through the air and on the ground. The sophomore has completed 20-of-27 passes for 181 yards while sitting second on the team in rushing with 123 yards on 14 carries with two touchdowns.

- Whitlow had a nine-yard TD rush in UK's opening drive vs. Miami (Ohio), which was his fifth career rushing touchdown. Whitlow ranks 12th in the SEC in total offense, including 18th in the conference in rushing yards per game and 15th in the SEC in passing yards per game.

- The Wildcats used both quarterbacks in the season opener vs. WKU (Whitlow started with Smith playing most of the second half).

The Receivers and Tight Ends:

- A total of eight different wide receivers/tight ends caught a pass against Miami (Ohio) - five of which being newcomers. Of UK's 413 yards passing in the game, 298 yards were hauled in by those newcomers, which amounted to 72 percent of its production.

- Newcomer Javess Blue led the way through the air with a career game totaling six catches for 114 yards and a touchdown. Blue had a 88-yard catch, which was the fourth-longest pass play in school history.

- Other newcomers that showed play-making ability vs. Miami (Ohio) were Ryan Timmons, who rushed for 37 yards and caught five passes for 55. Timmons had a career-long 22-yard catch in the game and a 21-yard rush.

- Fellow true freshman Jeff Badet made his first career start in the game and caught three passes for 80 yards including an impressive 56-yard touchdown reception in which he broke several tackles to score.

- Other players that shined vs. Miami (Ohio) were freshman Alexander Montgomery, who had four catches for 37 yards and senior TE Anthony Kendrick, who had a career-long 37-yard reception.

- Seven different receivers/tight ends caught a pass in the season opener vs. WKU with D. Robinson leading the way with five catches for 69 yards and a touchdown - the first touchdown of his career.

- UK's tight ends corps combined for 69 yards vs. WKU, which is the most since UK's tight ends had over 80 yards receiving vs. Middle Tennessee State in 2008.

HONORING THE CATS IN 2013

Avery Williamson, Senior, LB, #40

- Third-Team Preseason All-SEC by media
- Third-Team Preseason All-SEC by coaches
- Second-Team Preseason All-SEC by CollegeSportsMadness.com
- Second-Team Preseason All-SEC by *Phil Steele's College Football*

Alvin "Bud" Dupree, Junior, DE, #2

- Third-Team Preseason All-SEC by media
- Third-Team Preseason All-SEC by coaches
- Third-Team Preseason All-SEC by CollegeSportsMadness.com
- Fourth-Team Preseason All-SEC by *Phil Steele's College Football*

Landon Foster, Sophomore, P, #9

- Third-Team Preseason All-SEC by CollegeSportsMadness.com
- Fourth-Team Preseason All-SEC by *Phil Steele's College Football*

Demarco Robinson, Junior, WR, #9

- Honorable Mention All-Purpose Performer by College Football Performance Awards

Anthony Kendrick, Senior, TE, #82

- Honorable Mention Tight End Performer by College Football Performance Awards

Za'Darius Smith, Junior, DE, #94

- SEC Defensive Player of the Week by CollegeSportsMadness.com
- Honorable Mention Defensive Lineman of the Week by College Football Performance Awards

Maxwell Smith, Soph., QB, #11

- SEC "helmet sticker" from ESPN.com

Jalen Whitlow, Soph., QB, #2

- SEC "helmet sticker" from ESPN.com

Joe Mansour, Sr., K, #88

- Honorable Mention Specialist of the Week by College Football Performance Awards.

2013 TEAM CAPTAINS

Game captains for the 2013 season will be decided on a week-by-week basis. They are listed below.

WKU	Raymond Sanders, Kevin Mitchell, Avery Williamson, Mister Cobble
Miami (Ohio)	Maxwell Smith, Darrian Miller, Avery Williamson, Alvin "Bud" Dupree
Louisville	TBA
Florida	TBA
South Carolina	TBA
Alabama	TBA
Mississippi State	TBA
Alabama State	TBA
Missouri	TBA
Vanderbilt	TBA
Georgia	TBA
Tennessee	TBA

The Running Backs:

- Kentucky has rushed for 200+ yards in consecutive games for the first time since the 2010 season.
- So far this season, UK's running backs have rushed 48 times for 275 yards and two touchdowns for 5.7 yards per carry.
- Senior Raymond Sanders leads UK's backs with 137 yards on 20 carries this season to rank 26th in UK history in career rushing yards. Sanders rushed six times for 39 yards and a TD vs. Miami (Ohio), while fellow senior Jonathan George rushed six times for 27 yards. George caught a 48-yard touchdown pass vs. the RedHawks for a career-long reception.
- Freshman Jojo Kemp led UK in rushing yards vs. Miami (Ohio) with 78 yards on 12 carries for a 6.5 yards per carry average.
- The Wildcats rushed for 216 yards vs. WKU, which is the most rushing yards for UK in a season opener since 2010. Senior Raymond Sanders led the way with 98 yards on 14 carries.
- Kentucky's depth at running back took a hit before fall camp even began when it was announced that sophomore Josh Clemons would miss the 2013 season with an injury. However, UK looks to have plenty of consistent options to fill the void.

The Offensive Line:

- The UK offensive line has helped UK rush for an average of 6.7 yards per carry.
- Redshirt freshman Jon Toth earned his first career start at center in the Miami (Ohio) game, while sophomore Zach West started his first game of the year.
- Three of the five starters against WKU were first-time starters for the Wildcats in left guard Teven Eatmon-Nared, center Zach Myers and right tackle Jordan Swindle. Junior Darrian Miller and senior Kevin Mitchell anchored the lineup up front in game one.
- The Wildcats averaged 6.8 yards per rushing attempt vs. WKU. When quarterback sacks are not included, UK averaged 8.0 yards per rush.

DEFENSIVE HIGHLIGHTS

- The Kentucky defense did not perform like it wanted in the season opener but showed great improvement in week two with an impressive outing vs. Miami

(Ohio). The solid outing has lead UK to rank 21st in passing defense, 20th in redzone defense and 30th in total defense.

- UK also ranks second nationally in third-down conversion percentage only allowing opponents to convert 11.5% on third downs this season.
- Kentucky only allowed 122 yards of total offense to Miami (Ohio), which is the fewest since Samford had 102 in 2012 and the fourth-lowest total allowed in the last 25 years (since 1988). It is the third-lowest total allowed in the last 25 years to a FBS team.

vs. Miami (Ohio):

- The Kentucky defense had six sacks against Miami (Ohio).
- UK held Miami (Ohio) to 1-of-16 on its third down chances, the best defensive performance for Kentucky on third down since holding Georgia to 0-for-10 on third down in 2005.
- In all, 22 defensive players had tackles in the game with four different players recording tackles-for-loss and four different players recording sacks.


vs. WKU:

- In the opener vs. WKU, UK had two players with 10 or more tackles for the first time since Sept. 29, 2012 vs. South Carolina.
- The Kentucky defense was stiff on third down vs. WKU, only allowing the Hilltoppers to convert 2-of-10 third-down chances.

The Defensive Line:

- Junior defensive end Alvin "Bud" Dupree had a season-best, team-high seven tackles vs. Miami (Ohio), with two going for loss and one sack. Dupree now has 10 career sacks and 17 career tackles for loss.
- Junior college transfer Za'Darius Smith played well vs. Miami (Ohio) with three sacks and six tackles. Three sacks in a game is the most for a UK player since Deion Holts vs. Indiana in 2003. Smith ranks tied for first nationally in sacks per game with 2.0, while also sitting ninth nationally in tackles for loss per game with 2.0.
- True freshman Jason Hatcher has played well this season and recorded his first quarterback hurry against Miami (Ohio).

NATIONAL AWARD WATCH LISTS



AVERY WILLIAMSON

Butkus Award
(nation's best linebacker)

College Football Performance Awards Linebacker Trophy
(nation's best linebacker)



ALVIN "BUD" DUPREE

College Football Performance Awards Defensive Lineman Trophy
(nation's best defensive lineman)



LANDON FOSTER

Ray Guy Award
(nation's best punter)

College Football Performance Awards Punter Trophy
(nation's best punter)

INTERCEPTIONS

	2013	Career (TDs)
Avery Williamson	0	2
Ashely Lowery	0	1
Total:	0	5

TRACKING THE SACK LEADERS

	2013	Career
Za'Darius Smith	4	4.0
Alvin "Bud" Dupree	1	10.0
Donte Rumph	0	5.0
Avery Williamson	0	3.0
Mister Cobble	0	3.0
Tristian Johnson	0	1.5
Mike Douglas	1	3.0
Miles Simpson	0	1.0
Alvin Davis	0	1.0
Eric Dixon	0	1.0

DOUBLE-FIGURE TACKLERS

	2013	Career
Avery Williamson	1	9
Alvin Dupree	0	2
Miles Simpson	0	1
Khalid Henderson	1	1

- UK has seen some good depth on the defensive line this season as nine different defensive linemen have tackles this season. Starting tackles Donte Rumph and Mister Cobble helped clog the rush vs. Miami (Ohio). Rumph has five tackles and a tackle for loss this season, while Cobble has one tackle. Backup Mike Douglas has five tackles and a sack, while Tristian Johnson has six tackles.

The Linebackers:

- Junior TraVaughn Paschal made his first career start vs. Miami (Ohio) at linebacker after starting the year as a backup defensive end. Paschal had a career-high seven tackles vs. the RedHawks with his first career sack.
- Avery Williamson led Kentucky defense vs. WKU with 14 tackles - his ninth career double-digit tackle game - with a fumble recovery. Williamson now has 214 career tackles after six tackles vs. Miami (Ohio). Williamson has three or more tackles in 21 consecutive games.
- Junior Kory Brown, who earned his first career start in the game, made four tackles and a tackle for loss in the first quarter before missing the remainder of the game with an injury. Brown did not play vs. Miami (Ohio).
- Freshman Blake McClain saw his first time as a linebacker/nickelback in the opener with seven tackles and a fumble forced. McClain earned his first career start vs. Miami (Ohio) and had six tackles and a pass breakup.

The Defensive Backs:

- Sophomore Fred Tiller, who earned his first career start vs. WKU, had seven tackles and a fumble recovery in the game, while safety Ashely Lowery had six tackles.
- Junior college transfer Nate Willis started at cornerback in both games and has five tackles and two pass breakups.
- Junior safety Eric Dixon started his first game vs. WKU with five tackles.
- At cornerback, sophomore Cody Quinn led the team in pass breakups last season with five but has not played this season. Freshman Jaleel Hytchye provides depth at the position with outstanding speed.
- Safety is a position the Wildcats have some depth and experience with returning starter Ashely Lowery. Senior Dakotah Tyler, junior Eric Dixon and sophomores Glenn Faulkner, Daron Blaylock and Zack Blaylock provide much needed depth at the position.

SPECIAL TEAM HIGHLIGHTS

- Senior placekicker Joe Mansour has started his first year as the primary placekicker by making all four field goals he has attempted, going 3-for-3 from 20-29 yards and 1-for-1 from 30-39 yards. Mansour has also handled the kickoffs with 13 kickoffs and seven touchbacks. Mansour ranks 12th nationally and first in the SEC in field goals per game.
- Sophomore punter Landon Foster has continued to punt well after a strong freshman season. Foster has 11 punts this season for a 42.1 yards per punt average. Foster ranks second in the SEC and 40th in the NCAA with that average. Foster tied a career-long

Did You Know?

SENIOR • RB • JONATHAN GEORGE

- Had a unique combination of accomplishments in high school. In addition to his football exploits, Jonathan was a state track champion in the 200- and 400-meter dashes and also a state champion in his weight class in wrestling as a junior and senior
- Had an interesting experience in May as he spent a week in Ethiopia on an educational/service trip

SENIOR • DT • TRISTIAN JOHNSON

- Studied abroad during the summer of 2012 in Central Europe with teammates Trevino Woods, Aaron Boyd and E.J. Fields in a "Leadership Lessons from Prague" program
- Chosen by the NCAA to represent UK at the NCAA Sports Forum in Indianapolis, Ind., over the summer
- Aspires to be a Division I football coach

SENIOR • TE • ANTHONY KENDRICK

- Originally from New Orleans, La., but family was displaced to Katy, Texas by Hurricane Katrina

SENIOR • DT • DONTÉ RUMPH

- Nickname is "Uncle Rumph" because he originally signed with UK in 2008 but spent the 2008 and 2009 seasons at Fork Union (Va.) Military Academy
- His uncle, Chris Rumph, is currently the defensive line coach at Alabama

SENIOR • RB • RAYMOND SANDERS

- Has a twin sister, Raven, who is a senior at Georgia State University

SENIOR • LB • AVERY WILLIAMSON

- Had an interesting experience in May as he spent a week in Ethiopia on an educational/service trip

JUNIOR • TE/WR • STEVEN BORDEN

- Father, Steve, was a professional wrestler, better known as "Sting" ... He is a 14-time world champion.

SENIOR • LB • TYLER BRAUSE

- Valedictorian of his senior class, graduating with a 4.0 grade-point average at Wynford High School in Sycamore, Ohio
- Two-time SEC Academic Honor Roll member with a major in kinesiology

JUNIOR • LB/S • KORY BROWN

- Comes from an athletic family as older brother, Omar, was a safety at Marshall and currently plays for the Baltimore Ravens ... Another brother, Evan McKelvey, is a sophomore linebacker at Marshall

JUNIOR • S • ERIC DIXON

- Was a member of the school choir in high school, making several public appearances
- Can play the piano and drums

JUNIOR • S • ASHELY LOWERY

- Well known for an amazing play during his senior year of high school when he picked up a fumbled snap, made an unscripted run around right end and hurdled a defender en route to a touchdown. The play became known as the "Lowery Leap," was shown on ESPN and became an internet sensation, drawing more than a million views as of this writing

SOPHOMORE • OG • JOHN GRUENSCHLAEGER

- Standing at 6-11, he's the tallest player ever to play football at Kentucky

SOPHOMORE • OL • ZACH WEST

- Has earned the distinction of being an Eagle Scout

REDSHIRT FRESHMAN • OL • ZACH MYERS

- Father, Brad, was an offensive lineman at UK from 1984-87, blocking for three of the top rushers in UK history - George Adams, Mark Higgs and Marc Logan

REDSHIRT FRESHMAN • DL • LANGSTON NEWTON

- Younger brother of former UK quarterback Morgan Newton
- Won the Indiana state championship in both the shot put and discus throw as a senior and holds school records in both
- Had full scholarship offers in track and field from nationally prominent schools
- Performs the shot put and discus throw for the Kentucky track and field team

SOPHOMORE • QB • PATRICK TOWLES

- Grandson of Baseball Hall of Fame pitcher (and former United States Senator) Jim Bunning

SOPHOMORES • DARON AND ZACK BLAYLOCK

- Fraternal twins

FRESHMAN • WR • RYAN TIMMONS

- Five-time Kentucky state champion in track ... Won the 100-meter dash as a sophomore, junior and senior ... Also the 200-meter state titlist as a junior and senior

58-yard punt vs. Miami (Ohio) which tied his career long.

- Junior Demarco Robinson handled most the kick returns vs. WKU with 74 yards from kickoff returns and 54 yards from punt returns. Robinson returned one punt 33 yards. He also returned one kickoff vs. Miami (Ohio) for 39 yards.
- Robinson's 33-yard punt return vs. WKU was the longest for Kentucky since Randall Cobb returned a punt 50 yards for a touchdown vs. WKU in 2010. Entering the 2013 season, UK had a combined 10 punt returns of 20 yards or more since the start of the 2010 season. Robinson had two returns of 20 yards or more in the 2013 opener vs. WKU.

RECORD-SETTING SPRING GAME IS SIXTH NATIONALLY IN ATTENDANCE

Everyone had heard about the way fans were gobbling up tickets to Kentucky's 2013 Blue/White Spring Game. It seemed a certainty that UK would set a school record for spring game attendance, but even the most optimistic experts could not have predicted the scene on the evening of April 13 in Commonwealth Stadium.

Fans came out early to tailgate, many of them taking advantage of a shuttle to and from Keeneland Race Course. When it was time for the Cat Walk, they lined up nine and 10 deep to cheer on the Wildcats as they walked into the stadium. Gates opened shortly after that and the stands were quickly full.

"I remember going out on the field and thinking, 'This looks like a game,'" Coach Mark Stoops said.

By the first quarter, an estimated 50,831 fans were in Commonwealth Stadium, shattering the previous school record for spring game attendance by more than 30,000. Just as impressively, the showing gave UK the sixth-largest attendance of any spring game in the nation.

They cheered as the Blue team held on for a 24-23 victory, giving the Cats a taste of what the atmosphere at Commonwealth will be like on Saturdays this fall.

As Stoops noted, the enthusiasm of the evening is still making an impact on Kentucky football. The coach has noted that recruits who were there on April 13 often commented on the fan turnout and energy.

REMARKABLE RECRUITING

Of all the impact that new coach Mark Stoops and his staff have made in a short period of time, the largest mark undoubtedly has come in recruiting.

It didn't take long for Stoops and staff to establish themselves. Three weeks after being named head coach, Stoops inked two junior-college players, defensive end Za'Darius Smith and tight end Steven Borden. Smith was ranked as the nation's No. 1 strongside end by one national recruiting service. He ended spring practice as a starting end and Borden will be in the mix of receivers who will see game action.

When Stoops took over in late November, UK was ranked in the 60s by the national recruiting services. Despite the late start in recruiting, in only two months there were 14 new commitments and UK's ranking had soared to as high as No. 29 by Rivals.com.

NEW COORDINATORS RIDING WAVE OF SUCCESS

Kentucky's new offensive and defensive coordinators, Neal Brown and D.J. Eliot, come to Lexington riding a wave of success in recent seasons.

Brown was offensive coordinator and quarterbacks coach the last three years at Texas Tech. In all three seasons, Tech ranked in the nation's top-seven teams in passing offense, top 15 in total offense and top 25 in scoring offense, and increased production in all three categories each year since 2010. TTU finished the 2012 season scoring 37.5 points per game, passing for 355.9 yards per game, and piling up 495.8 total offensive yards per game.

Eliot served as defensive ends coach under coordinator Mark Stoops the last three seasons at Florida State. The FSU defense zoomed from 108th in the nation in total defense in 2009, the year before their arrival, to second in the nation in that category last season. The 2012 FSU defense allowed a mere 254.1 yards per game.

With Stoops having resigned to assume the Kentucky head coaching post in December, Eliot took over as defensive coordinator for FSU during the 2013 Orange Bowl. FSU's opponent was Northern Illinois, which entered the game averaging more than 40 points and 485 yards per game. Under Eliot's guidance, the FSU defense limited the Huskies to only 10 points and 259 total yards.

GEORGE, MITCHELL, WILLIAMSON VISIT ETHIOPIA

Three UK seniors, running back Jonathan George, offensive guard Kevin Mitchell and linebacker Avery Williamson, enjoyed an interesting experience in May as the Wildcats traveled to Ethiopia for an educational/service trip.

Guided by UK senior associate director of athletics Jason Schlafer, the players visited families, played with children, distributed food and did work projects. George told the most poignant story.

"We visited a leprosy community and there was an older man who didn't have any legs," George recalled. "He walked around with flip-flops on his hands and he used his hands to get around with. We were bagging food and charcoal for the people and he came in and started helping with his hands. He helped us bag the food that wasn't just for him but for other people as well. He had a bike that he rode on and pedaled with his hands and that's how he got around."

WARFORD TAKEN IN THIRD ROUND OF NFL DRAFT

Kentucky had one player selected in April's National Football League draft, offensive guard Larry Warford, who

SERIES HISTORY VS. LOUISVILLE

Kentucky leads the series, 14-11

Year	UK Rec.	UL Rec.	Site	Score
1912	3-1-0	2-0-0	Lexington	UK, 41-0
1913	5-1-0	5-0-0	Louisville	UK, 20-0
1914	4-2-0	0-3-0	Lexington	UK, 42-0
1915	3-1-1	1-2-1	Louisville	UK, 15-0
1922	2-0-0	0-2-0	Lexington	UK, 73-0
1924	0-0	0-0	Lexington	UK, 29-0
1994	0-0	0-0	Lexington	UK, 20-14
1995	0-0	0-0	Lexington	UL, 13-10
1996	0-0	0-0	Lexington	UL, 38-14
1997	0-0	0-0	Lexington	UK, 38-24
1998	0-0	0-0	Louisville	UK, 68-34
1999	0-0	0-0	Lexington	UL, 56-28
2000	0-0	0-0	Louisville	UL, 40-34(OT)
2001	0-0	1-0	Lexington	UL, 36-10
2002	0-0	0-0	Louisville	UK, 22-17
2003	0-0	0-0	Lexington	UL, 40-24
2004	0-0	0-0	Louisville	UL, 28-0
2005	0-0	0-0	Lexington	UL, 31-24
2006	0-0	0-0	Louisville	UL, 59-28
2007	2-0	2-0	Lexington	UK, 40-34
2008	0-0	0-0	Louisville	UK, 27-2
2009	1-0	1-0	Lexington	UK, 31-27
2010	0-0	0-0	Louisville	UK, 23-16
2011	2-0	1-1	Lexington	UL, 24-17
2012	0-0	0-0	Louisville	UL, 32-14

Series Information:

First Meeting: 1912, Kentucky 41-0 (Lexington)
Last Meeting: 2012, Louisville 32-14 (Louisville)
Current Streak: UL has won two at Lexington; Kentucky leads 8-7 at Louisville; Kentucky leads 6-4

KENTUCKY IN OVERTIME

Kentucky has a 2-5 record in overtime games, 2-4 home and 0-1 away:

- Oct. 4, 1997: Kentucky 40, Alabama 34 (home, 1 OT)
- Sept. 2, 2000: Louisville 40, Kentucky 34 (away, 1 OT)
- Nov. 1, 2003: Arkansas 71, Kentucky 63 (home, NCAA record 7 OT)
- Oct. 13, 2007: Kentucky 43, LSU 37 (home, 3 OT)
- Nov. 24, 2007: Tennessee 52, Kentucky 50 (home, 4 OT)
- Nov. 28, 2009: Tennessee 30, Kentucky 24 (home, 1 OT)
- Sept. 15, 2012: WKU 32, Kentucky 31 (home, 1 OT)

was tabbed in the third round by the Detroit Lions. Four other Wildcats signed free-agent contracts. During the last six years, 45 Wildcats have been drafted or signed as free agents.

CATS IN THE NFL

A total of 13 former Kentucky Wildcats are currently on National Football League rosters. Here is the list, along with their years at UK:

Arizona Cardinals

#29 Alfonso Smith, RB (2007-10)

#95 Ricky Lumpkin, DT (2007-10)

Atlanta Falcons

#91 Corey Peters, DT (2006-09)

Buffalo Bills

#13 Steve Johnson, WR (2006-07)

Carolina Panthers

#65 Garry Williams, OL (2005-08)

Cincinnati Bengals

#69 DeQuin Evans, DE (2009-10)

Denver Broncos

#52 Wesley Woodyard, LB (2004-07)

#84 Jacob Tamme, TE (2004-07)

#59 Danny Trevathan, LB (2008-11)

Detroit Lions

#75 Larry Warford, G (2009-12)

Green Bay Packers

#8 Tim Masthay, P (2005-08)

#18 Randall Cobb, WR (2008-10)

Jacksonville Jaguars

#22 Winston Guy, S (2008-11)

DID YOU KNOW?

- The Kentucky cheerleaders have won an unprecedented 19 national cheerleading championships, including 15 of the last 19, at the annual Universal Cheerleaders Association championships.

- Wildcat superfan Jim Brown had an attendance streak of 423 consecutive home games, but had to miss the Alabama game on Oct. 3, 2009 because of illness. He had seen every home game since 1938, with the exception of 1944 (military service, World War II). For more on Brown, see the feature story on page 108 of the UK football media guide.

- Kentucky is one of only 10 schools that have won an NCAA men's basketball championship while also having a claim on a national championship in football.

- UK is one of only seven universities in the U.S. that have programs in agriculture, engineering, law, medicine and pharmacy on a single campus.

FAMILY TIES AT KENTUCKY

- Student assistant Sam Simpson's father (also named Sam) played football at Kentucky from 1977-79.

- OL Zach Myers is the son of former UK offensive lineman Brad Myers (1984-87). Brad blocked for three of the top rushers in UK history - George Adams, Mark Higgs and Marc Logan.

- DL Langston Newton is the younger brother of former UK quarterback Morgan Newton. Langston's twin brother J.J. Newton is a student manager with the UK football team.

- There are two sets of twins on the team this season in Daron and Zack Blaylock and Chris and Demitrious Davis. The Blaylocks were freshmen last season and saw significant playing time for UK, while the Davis' recently transferred from Pittsburgh and will sit out the 2013 season.

UK IN THE SEC/NCAA STATS

	SEC	NCAA	STAT
Scoring Offense	10th	55th	33.5
Scoring Defense	8th	T47th	21.0
Total Offense	3rd	16th	547.0
Total Defense	7th	30th	304.5
Rushing Offense	T5th	32nd	239.0
Rushing Defense	11th	70th	308.0
Pass Offense	3rd	25th	203.0
Pass Defense	4th	21st	147.0
Pass Efficiency	5th	57th	171.3
Pass Defense Effic.	11th	64th	122.9
Kickoff Returns	6th	27th	26.0
Punt Return Avg.	8th	47th	8.7
Interceptions	T10th	-	0.0
Punting	14th	105th	32.2
Kickoff Coverage	14th	82nd	32.8
Field Goals	T1st	-	4-for-4; 1.00
PAT Kicking	12th	-	7-for-8; .875
Sacks By	T2nd	18th	3.0
Sacks Against	T6th	44th	1.5
First Downs	10th	55th	21.0
Opp. First Downs	T4th	34th	15.0
3rd-Down Conv.	T11th	71st	38.5%[10-26]
Opp 3rd-Down Conv.	2nd	2nd	11.5% [3-26]
4th-Down Conv.	T1st	1st	100.0% [1-1]
Opp 4th-Down Conv.	T10th	48th	66.7% [2-3]
Fewest Penalties/game	14th	120th	93.0
Opp Penalties	T12th	-	32.5
Time of Possession	13th	100th	27:06
Turnover Margin	T7th	58th	+0/0.00
Redzone Offense	T5th	48th	88.9% [8-9]
Redzone Defense	2nd	20th	62.5% [5-8]

CATS IN THE STATS

	SEC	NCAA	Stat
Rushing/game- Sanders	14th	88th	68.5
Whitlow	18th	121st	61.5
Kemp	27th	203rd	43.5
Timmons	32nd	243rd	35.0
Passing Efficiency- Smith	1st	9th	202.1
Passing/game- Smith	8th	55th	217.5
Whitlow	15th	118th	90.5
Points Responsible/Smith	4th	34th	24
Mansour	10th	71st	19
Completions/game - Smith	10th	98th	11.5
Whitlow	12th	106th	10.0
Total Offense- Smith	9th	72nd	212.0
Whitlow	12th	107th	152.0
Sanders	30th	211th	68.5
Receptions/Game- D. Robinson	T6th	82nd	5.0
Receiving Yards/Game- Blue	7th	89th	69.5
Kendrick	21st	164th	51.0
D. Robinson	32nd	271st	34.5
Timmons	37th	311th	30.5
George	47th	394th	24.0
Punting- Foster	3rd	40th	42.1
Punt Return- Blue	8th	60th	4.4
Collins	9th	64th	3.7
Kickoff Returns- D. Robinson	6th	18th	28.3
All-Purpose- D. Robinson	12th	90th	118.0
Blue	18th	142nd	100.0
Sanders	24th	207th	81.0
Field Goals/game- Mansour	1st	12th	2.0
Field Goal %- Mansour	T1st	-	100.0
Scoring (Kick)- Mansour	8th	123rd	8.0
Sacks- Smith	1st	1st	2.0
Tackles for loss-Smith	1st	9th	2.0
Tackles- Williamson	3rd	37th	10.0
McClain	14th	253rd	6.5
Smith/Paschal	22nd	372nd	5.5
Fumbles Forced- Dupree, Henderson, McClain	1st	24th	0.50
Fumbles Recover- Tiller, Williamson	2nd	23rd	0.50

2013 KENTUCKY FOOTBALL PLAYER BIOGRAPHIES

Career Statistics

Year	G-GS	Rec.	Yds.	Avg.	TD	Long
2013	2-0	3	25	12.0	0	13

#86 JORDAN AUMILLER

6-4, 232, Sr.

Danville, Ky. (Boyle County)

2013:

- Picked up his first catch of 2013 in the home-opener.

- Started the opener vs. WKU.

2013

Opp.	Rec.	Yds.	TD	Long
WKU*	0	0	0	0
MU*	1	8	0	8

Career Statistics

Year	G-GS	Rec.	Yds.	Avg.	TD	Long
2010	13-8	18	193	10.7	1	35
2011	10-1	0	0	-	0	-
2012	3-0	0	0	-	0	-
2013	2-2	1	8	8.0	0	8
Total	28-11	19	201	10.6	1	35

FULLBACKS

#39 DARRELL "DJ" WARREN

6-0, 226, Jr.

Alcoa, Tenn. (Alcoa)

2013 Game-by-Game

Opp.	Att.	Yds.	TD	Rec.	Yds.	TD
WKU	0	0	0	0	0	0
MU	-	-	-	-	-	-

Career Statistics (Rushing)

Year	Pos.	Att.	Yds.	Avg.	TD	Long
2011	FB	2	3	1.5	0	4
2012	FB	1	2	2.0	0	2
2013	FB	0	0	0	0	0
Totals		3	5	1.6	0	4

Career Statistics (Receiving)

Year	G-GS	Rec.	Yds.	Avg.	TD	Long
2011	12-4	4	24	6.0	0	15
2012	12-2	2	0	0.0	1	1
2013	2-0	0	0	0	0	0
Totals	25-6	6	24	4.0	1	15

OFFENSIVE LINE

#79 KEVIN MITCHELL

6-6, 289, Sr.

Winston, Ga. (Alexander)

2013:

- Started both games of 2013 at right guard ... Was also a captain vs. WKU.

- Has played in 32 games, with 15 starts.

#57 ZACH MYERS

6-43, 277, So. (Lexington Christian Academy)

2013:

- Started the opener vs. WKU at center.

- Has played in one game with one start.

#77 DARRIAN MILLER

6-5, 284, Jr.

Lexington, Ky. (Bryan Station)

2013:

- The UK starter at left tackle each of the first two games.

- Has played in 26 games with 16 starts.

#76 TEVEN EATMON-NARED

6-7, 330, Jr.

Bucyrus, Ohio (Wynford)

2013:

- Started vs. WKU at left guard.

- Has played in nine games with one start.

#70 JORDAN SWINDLE

6-7, 290, So.

St. Johns, Fla. (Creekside)

2013:

- UK's starting right tackle vs. WKU.

- Has played in 13 games with two starts.

#75 ZACH WEST

6-4, 308, So.

Lexington, Ky. (Lexington Christian Academy)

2013:

- Started at left tackle against Miami (Ohio).

- Has played in 14 games with 13 starts.

#72 JON TOTH

6-5, 283, Fr.

Indianapolis, Ind. (Brebeuf Jesuit)

2013:

- Started for first time at center against Miami (Ohio).

DEFENSE

DEFENSIVE LINE

#94 ZA'DARIUS SMITH

6-6, 254, Jr.

Greenville, Ala. (Greenville/East Miss. Community College)

2013:

- Career high three sacks, six tackles and four solo tackles in home opener vs. Miami (OH).

- Five tackles and his first career sack vs. WKU.

2013 Game-by-Game

Opp.	Tkls	Sacks	TFL-Y	FC	FR
WKU	5	1-5	1-5	0	0
MU	7	3-25	3-25	0	0

Career Statistics

Year	G-GS	Tkls	Sacks-Y	TFL-Y	FC	FR
2013	2-2	12	4-30	4-30	0	0

#97 MISTER COBBLE

6-0, 338, Sr.

Louisville, Ky. (Central)

2013:

- Had an assist of a tackle vs. Miami (OH)

- Started against WKU for the 14th time in his career.

2013 Game-by-Game

Opp.	Tkls	Sacks	TFL-Y	FC	FR
WKU	0	0-0	0-0	0	0
MU	0.5	0-0	0-0	0	0

Career Statistics

Year	G-GS	Tkls	Sacks-Y	TFL-Y	FC	FR
2010	1-0	1	0-0	0-0	0	0
2011	12-9	33	1-3	3-10	0	0
2012	10-4	25	2-17	3-18	0	0
2013	2-2	1	0-0	0-0	0	0
Total	25-15	60	3-20	6-28	0	0

#99 DONTE RUMPH

6-3, 320, Sr.

St. Matthews, S.C. (Calhoun County/Fork

Union Military Academy)

2013:

- Started vs. Miami (OH) and logged two tackles.

- Started vs. WKU with three tackles and a sack.

2013 Game-by-Game

Opp.	Tkls	Sacks	TFL-Y	FC	FR
WKU	3	0-0	1-3	0	0
MU	2	0-0	0-0	0	0

Career Statistics

Year	G-GS	Tkls	Sacks-Y	TFL-Y	FC	FR
2010	12-0	12	0-0	0-0	1	0
2011	11-7	31	1-2	3-6	0	0
2012	11-11	36	4-25	6-34	1	0
2013	2-2	5	0-0	1-3	0	0
Total	35-19	82	5-27	10-43	2	0

#2 ALVIN DUPREE

6-4, 252, Jr.

Irwinton, Ga. (Wilkinson County)

2013:

- Had team-leading seven tackles, with two for loss and a sack vs. Miami (OH).

- Earned his 16th consecutive start vs. WKU with three tackles.

- Played end/linebacker last season but will focus at end this season.

2013 Game-by-Game

Opp.	Tkls	Sacks	TFL-Y	PB	FC-R	INT
WKU	3	0-0	0-0	0	0-0	0
MU	7	1.0-5	2.0-8	0	1-0	0

2013 KENTUCKY FOOTBALL PLAYER BIOGRAPHIES

#22 KHALID HENDERSON

6-1, 220, Fr.

Mableton, Ga. (Pebblebrook)

2013:

- Had 10 tackles vs. WKU, a career high.
- Earned his first career start vs. WKU.

2013 Game-by-Game

Opp.	Tkls	Sacks	TFL-Y	PB	FC-R	INT
WKU	10	0-0	0-0	0	1-0	0

Career Statistics

Year	G-GS	Tkls	Sacks-Y	TFL-Y	PB	FC-R	INT
2012	12-0	26	0-0	0-0	1	0-1	0
2013	1-1	10	0-0	0-0	0	1-0	0
Total	13-1	36	0-0	0-0	1	1-1	0

#24 BLAKE MCCLAIN

5-11, 190, Fr.

Winter Park, Fla. (Winter Park)

2013:

- Charted first-career start with six tackled vs. Miami (OH).
- Earned his first career collegiate action vs. WKU with seven tackles. Saw most his time at LB, although his natural position is defensive back.

2013 Game-by-Game

Opp.	Tkls	Sacks	TFL-Y	PB	FC-R	INT
WKU	7	0-0	0-0	0	1-0	0
MU	6	0-0	0-0	1	0-0	0

Career Statistics

Year	G-GS	Tkls	Sacks-Y	TFL-Y	PB	FC-R	INT
2013	2-1	13	0-0	0-0	1	1-0	0

SECONDARY

#5 ASHELY LOWERY

6-1, 211, Jr.

Cleveland, Ga. (White County)

2013:

- Earned two solo tackles in win over Miami (OH).
- Had six tackles vs. WKU in his ninth career start.

2013 Game-by-Game

Opp.	Tkls	Int.-Y	TFL-Y	FC	FR	PBU
WKU	6	0-0	0-0	0	0	0
MU	2	0-0	0-0	0	0	0

Career Statistics

Year	G-GS	Tkls	Int.-Y	TFL-Y	FC	FR	PBU
2011	12-0	16	0-0	0-0	0	1	1
2012	8-8	43	1-21	1-3	0	0	1
2013	2-2	8	0-0	0-0	0	0	0
Total	22-10	67	1-21	1-3	0	1	2

#3 FRED TILLER

6-0, 171, So.

Homerville, Ga. (Clinch County)

2013:

- Tallied three tackled in second straight start vs. Miami (OH).
- Had seven tackles vs. WKU, one off his career high set last season.

2013 Game-by-Game

Opp.	Tkls	Int.-Y	TFL-Y	FC	FR	PBU
WKU	7	0-0	0-0	0	1	0
MU	3	0-0	0-0	0	0	0

Career Statistics

Year	G-GS	Tkls	Int.-Y	TFL-Y	FC	FR	PBU
2012	11-0	27	0-0	0-0	0	0	2
2013	2-2	10	0-0	0-0	0	1	0
Total	13-2	37	0-0	0-0	0	1	2

#16 CODY QUINN

5-10, 170, So.

Middletown, Ohio (Middletown)

2013:

- Did not play vs. WKU or Miami (OH).

2013 Game-by-Game

Opp.	Tkls	Int.-Y	TFL-Y	FC	FR	PBU
WKU			DNP			
MU			DNP			

Career Statistics

Year	G-GS	Tkls	Int.-Y	TFL-Y	FC	FR	PBU
2012	11-6	25	0-0	0-0	0	0	5
2013	0-0	0	0-0	0-0	0	0	0
Total	11-6	25	0-0	0-0	0	0	5

#7 DARON BLAYLOCK

6-1, 214, So.

Marietta, Ga. (Walton)

2013:

- Was good for season-high three tackles against Miami (OH).
- Came of the bench to have two tackles vs. WKU.

2013 Game-by-Game

Opp.	Tkls	Int.-Y	TFL-Y	FC	FR	PBU
WKU	2	0-0	0-0	0	0	0
MU	3	0-0	0-0	0	0	0

Career Statistics

Year	G-GS	Tkls	Int.-Y	TFL-Y	FC	FR	PBU
2012	11-1	14	0-0	0-0	0	0	2
2013	2-0	5	0-0	0-0	0	0	0
Total	13-1	19	0-0	0-0	0	0	0

#17 ZACK BLAYLOCK

6-0, 192, So.

Marietta, Ga. (Walton)

2013:

- Did not play vs. WKU or Miami (OH).

2013 Game-by-Game

Opp.	Tkls	Int.-Y	TFL-Y	FC	FR	PBU
WKU			DNP			
MU			DNP			

Career Statistics

Year	G-GS	Tkls	Int.-Y	TFL-Y	FC	FR	PBU
2012	7-3	15	0-0	0-0	0	0	0
2013	0-0	0	0-0	0-0	0	0	0
Total	7-3	15	0-0	0-0	0	0	0

#21 NATE WILLIS

6-0, 180, So.

Pahokee, Fla. (Pahokee/Arizona Western College)

2013:

- Started second-straight contest vs. Miami (OH) and logged one tackle.
- Good first game with UK vs. WKU with four tackles and a pass breakup.

2013 Game-by-Game

Opp.	Tkls	Int.-Y	TFL-Y	FC	FR	PBU
WKU	4	0-0	0-0	0	0	1
MU	1	0-0	0-0	0	0	0

Career Statistics

Year	G-GS	Tkls	Int.-Y	TFL-Y	FC	FR	PBU
2013	2-2	5	0-0	0-0	0	0	1

SPECIALISTS

#9 LANDON FOSTER

6-1, 208, So.

Franklin, Tenn. (Independence)

2013:

- Boomed five punts vs. Miami (OH) with a season-best average of 45.2 yards per punt.
- Tied career-best punt of 58 yards vs. Miami (OH).
- Punted six times vs. WKU for a 39.5 yards per punt average.

2013 Punts

Opp.	Punts	Yds.	Avg.	Long	In20
WKU	6	237	39.5	46	1
MU	5	226	45.2	58	0

Career Punts

Year	Punts	Yds.	Avg.	Long	In20
2012	61	2617	42.9	58	13
2013	11	463	42.09	58	1
Total	72	3110	43.19	58	14

2013 KENTUCKY FOOTBALL PLAYER BIOGRAPHIES

#88 JOE MANSOUR

6-2, 184, Jr.

LaGrange, Ga. (LaGrange)

2013:

- Recorded 11 points with two field goals and all five PAT's vs. Miami (OH).
- Made both of his field goal attempts vs. WKU from 22 yards and 30 yards.
- Handled kickoff duties with three touchbacks.

2013 Field Goals

Opp.	FG	Made	Missed	PAT	Points
WKU	2-2	22,30	-	2-3	8
MU	2-2	22, 21	-	5-5	11

Career Field Goals by Distance

Year	1-19	20-29	30-39	40-49	50+	Total	Lg
2013	0-0	3-3	1-1	0-0	0	4-4	30
Total	0-0	3-3	1-1	0-0	0	4-4	30

Career Field Goal Statistics

Year	G	FG	PAT	Total Points
2013	2	4-4	7-8	19
Total	1	4-4	7-8	19

Career Kickoffs

Year	G	KO	Touchbacks
2010	9	48	15
2011	12	44	14
2012	9	28	12
2013	2	14	7
Total	32	134	48

2013 GAME REVIEWS

1

WESTERN KENTUCKY 35, KENTUCKY 26

AUG. 31, 2013 • LP FIELD - NASHVILLE, TENN.



Western Kentucky got ahead early and withstood a fourth-quarter Kentucky rally as the Hilltoppers won the season opener – UK's first game under new coach Mark Stoops – by a tally of 35-26.

The teams traded scores in the first half and WKU went into halftime with a 21-17 lead. WKU tallied three 3-yard touchdown runs while the Wildcats got a 22-yard field goal by Joe Mansour, a 19-yard touchdown run by quarterback Jalen Whitlow and a five-yard TD by running back Jonathan George. The Hilltoppers increased the advantage to 35-17 early in the fourth quarter before the Wildcats rallied.

Quarterback Maxwell Smith entered the game and directed a pair of scoring drives, ending with a 30-yard Mansour field goal and a 34-yard touchdown pass to

Demarco Robinson, but it was not enough as WKU held on to win.

Kentucky had good balance on offense, with more than 200 yards rushing and passing, the first time the Wildcats had done both in the same game since the 2010 season. As the starting QB, Whitlow completed 10 of 15 passes for 78 yards and also rushed for a career-high 75 yards and a touchdown. Smith completed 8 of 13 for 125 yards and a TD. Raymond Sanders led the ground game with 98 rushing yards.

Senior linebacker Avery Williamson led the Kentucky defense with 14 tackles, the ninth double-figure game of his career. He also had a fumble recovery, one of two fumbles recovered by the Cats. Linebacker Khalid Henderson had a career-high 10 tackles and caused a fumble.

Wide receiver Demarco Robinson turned in a fine all-around performance. He led UK in receiving with five catches for 69 yards, including a 34-yard TD, and also provided spark on special teams with two punt returns for 54 yards and a 24.7 average on kickoff returns.

Scoring Summary

Kentucky	3	14	0	9	-	26
WKU	7	14	7	7	-	35

- WKU – Simpson 3 run (Schwettman kick) ... 10:53 1st qtr.
- UK – Mansour 22 FG ... 4:35 1st qtr.
- WKU – Andrews 3 run (Schwettman kick) ... 14:21 2nd qtr.
- UK – Whitlow 19 run (Mansour kick) ... 12:47 2nd qtr.
- WKU – Simpson 3 run (Schwettman kick) ... 7:46 2nd qtr.
- UK – George 5 run (Mansour kick) ... 3:55 2nd qtr.
- WKU – Henry 9 pass from Doughty (Schwettman kick) ... 1:50 3rd qtr.
- WKU – Allen 14 run (Schwettman kick) ... 13:32 4th qtr.
- UK – Mansour 30 FG ... 9:52 4th qtr.
- UK – Robinson 34 pass from Smith, M. (Mansour kick failed) ... 1:37 4th qtr.

Team Statistics

	Kentucky	WKU
First Downs	15	22
Rush Attempts/Net Rushing Yds.	32/216	41/216
Passing C/A/I	18-28-0	27-34-0
Net Passing Yards	203	271
Offensive Plays	60	75
Total Offense	419	487
Fumbles/Lost	2/1	3/2
Penalties/Yards	10/69	5/35
Punts/Average	6/39.5	5/43.2
Third-Down Conversions	6 of 15	2 of 10
Time of Possession	28:58	35:02

Individual Statistics

Rushing (ATT-YARD-TD)
 Kentucky – Sanders 14-98, Whitlow 7-75-1, Timmons 1-33, George 7-12-1, Kemp 1-9, Smith 2-(-11).
 WKU – Andrews 20-99-1, Allen 10-92-1, Simpson 8-34-2, Team 2-(-4), Doughty 1-(-5)

Passing (COMP-ATT-INT-YARDS-TD)
 Kentucky – Whitlow 10-15-0-78-0, Smith 8-13-0-125-1
 WKU – Doughty 27-34-0-271-1

Receiving (REC-YARDS-TD)
 Kentucky – Robinson 5-69-1, Kendrick 3-56, Blue 3-25, Sanders 3-17, Legree 1-18, Borden 1-13, Timmons 1-6, Montgomery 1-(-1)
 WKU – Henry 6-65-1, McNeal 6-57, Taylor 4-23, Higbee 3-41, Andrews 3-37, Norris 2-28, German 2-15, Allen 1-5-0

Tackles

Kentucky – Williamson 14, Henderson 10, Tiller 7, McClain 7
 WKU – Boyd 10, Dowling 8, Jackson 8

2

KENTUCKY 41, MIAMI (OHIO) 7

SEPT. 7, 2013 • LEXINGTON, KY



Kentucky scored a school-record 24 points in the first quarter and never looked back in a dominating 41-7 victory over Miami (Ohio), which gave Mark Stoops his first win as a head coach.

Maxwell Smith, who made his first start since Sept. 2012, threw three long touchdown passes and Jalen Whitlow and Raymond Sanders each added scoring runs as Kentucky amassed 675 yards on the day, the program's third-most total offensive output in school history, and the most in 15 years.

Both Smith and Whitlow took plenty of snaps on the day, often rotating in and out of the game multiple times in the same possession during a first quarter in which the UK offense scored the first five times it took the field.

Whitlow capped a 7-play, 61-yard opening drive with a 9-yard rushing touchdown before Joe Mansour concluded UK's second possession with a 22-yard field goal. Jonathan George caught a 48-yard touchdown pass from Smith to make it 17-0 early and return the air raid sirens to Commonwealth Stadium.

Kentucky's defense dominated the first interval, holding Miami to two three-and-outs from the RedHawks' first three possessions, but a Kentucky muffed punt resulted in a Miami fumble return for a touchdown, the visitors' only score of the afternoon. UK quickly responded with touchdowns on the next two possessions, an 88-yard bomb from Smith to junior transfer wideout Javess Blue and a 5-yard scamper from Raymond Sanders, respectively.

After a scoreless third quarter Kentucky added 10 points in the fourth, a 21-yard Mansour field goal and another long pass from Smith, this time 56 yards to freshman wide receiver Jeff Badet.

Kentucky's defense enjoyed a banner day for D.J. Eliot's unit as a whole, recording six sacks – including three by Za'Darius Smith – and limiting Miami to just 1-of-16 on third-down. The UK defense allowed no scores on the day while holding Miami to only 122 yards of total offense.

Scoring Summary

Miami	7	0	0	0	-	7
Kentucky	24	7	0	10	-	41

- UK – Whitlow 9 run (Mansour kick) ... 13:08 1st qtr.
- UK – Mansour 22 FG ... 7:58 1st qtr.
- UK – George 48 pass from Smith (Mansour kick) ... 5:54 1st qtr.
- MU – Wade 6 fumble return (Patterson kick) ... 3:20 1st qtr.
- UK – Blue 88 pass from Smith (Mansour kick) ... 1:58 1st qtr.
- UK -- Sanders 5 run (Mansour kick) ... 10:10 2nd qtr.
- UK -- Mansour 21 FG ... 14:15 4th qtr.
- UK – Badet 56 pass from Smith (Mansour kick) ... 11:53 4th qtr.

Team Statistics

	MU	UK
First Downs	8	27
Rush Attempts/Net Rushing Yds.	43/99	39/262
Passing C/A/I	4-14-0	25-35-0
Net Passing Yards	23	413
Offensive Plays	57	74
Total Offense	122	675
Fumbles/Lost	1-0	1-1
Penalties/Yards	5-30	11-117
Punts/Average	11/47.6	5/45.2
Third-Down Conversions	1 of 16	4 of 11
Time of Possession	30:45	29:15

Individual Statistics

Rushing (ATT-YARD-TD)
 MU – Boucher 19-28, Gearing 9-28, Scott 5-18, Niemiec 4-8, Treadwell 3-7, Williams 1-5, Lee 1-5, McInnis 1-0
 Kentucky – Kemp 12-78, Whitlow 7-48-1, Sanders 6-39-1, Timmons 4-37, George 6-27, Blue 1-21, Mobley 2-12, team 1-0

Passing (COMP-ATT-INT-YARDS-TD)
 MU – Boucher 4-14-0-23-0
 Kentucky – Smith 15-23-0-310-3, Whitlow 10-12-0-103-0

Receiving (REC-YARDS-TD)
 MU – Jenkins 1-11, Williams 1-5, McRae 1-5, Shisso 1-2
 Kentucky – Blue 6-114-1, Timmons 5-55, Montgomery 4-37, Badet 3-80-1, Kendrick 2-46, George 1-48-1, Borden 1-12, Sanders 1-8, Collins 1-5

Tackles

MU – Nunley 8, Wade 7, Dooley 7, Burris 7
 Kentucky – Dupree 7, Paschal 7, Z. Smith 6, McClain 6, Williamson 6

2013 Kentucky Football Statistics
Kentucky Combined Team Statistics (as of Sep 08, 2013)
All games

RECORD:	OVERALL	HOME	AWAY	NEUTRAL
ALL GAMES.....	(1-1-0)	(1-0-0)	(0-0-0)	(0-1-0)
CONFERENCE.....	(0-0-0)	(0-0-0)	(0-0-0)	(0-0-0)
NON-CONFERENCE.....	(1-1-0)	(1-0-0)	(0-0-0)	(0-1-0)

DATE	OPPONENT	W/L	SCORE	ATTEND
Aug 31, 2013	vs WKU	L	26-35	47623
Sep 07, 2013	MIAMI	W	41-7	54846

RUSHING	GP	Att	Gain	Loss	Net	Avg	TD	Long	Avg/G
Raymond Sanders	2	20	138	1	137	6.8	1	49	68.5
Jalen Whitlow	2	14	129	6	123	8.8	2	50	61.5
Jojo Kemp	2	13	90	3	87	6.7	0	27	43.5
Ryan Timmons	2	5	70	0	70	14.0	0	33	35.0
Jonathan George	2	13	45	6	39	3.0	1	9	19.5
Javess Blue	2	1	21	0	21	21.0	0	21	10.5
Dyshawn Mobley	2	2	12	0	12	6.0	0	6	6.0
TEAM	1	1	0	0	0	0.0	0	0	0.0
Maxwell Smith	2	2	0	11	-11	-5.5	0	0	-5.5
Total.....	2	71	505	27	478	6.7	4	50	239.0
Opponents.....	2	84	365	50	315	3.8	4	22	157.5

PASSING	GP	Effic	Cmp-Att-Int	Pct	Yds	TD	Lng	Avg/G
Maxwell Smith	2	202.06	23-36-0	63.9	435	4	88	217.5
Jalen Whitlow	2	130.39	20-27-0	74.1	181	0	24	90.5
Total.....	2	171.34	43-63-0	68.3	616	4	88	308.0
Opponents.....	2	122.91	31-48-0	64.6	294	1	25	147.0

RECEIVING	GP	No.	Yds	Avg	TD	Long	Avg/G
Javess Blue	2	9	139	15.4	1	88	69.5
Ryan Timmons	2	6	61	10.2	0	22	30.5
Anth. Kendrick	2	5	102	20.4	0	37	51.0
Dem. Robinson	2	5	69	13.8	1	34	34.5
Alex Montgomery	2	5	36	7.2	0	19	18.0
Raymond Sanders	2	4	25	6.2	0	15	12.5
Jeff Badet	1	3	80	26.7	1	56	80.0
Steven Borden	2	2	25	12.5	0	13	12.5
Jonathan George	2	1	48	48.0	1	48	24.0
A.J. Legree	2	1	18	18.0	0	18	9.0
Jordan Aumiller	2	1	8	8.0	0	8	4.0
Daryl Collins	2	1	5	5.0	0	5	2.5
Total.....	2	43	616	14.3	4	88	308.0
Opponents.....	2	31	294	9.5	1	25	147.0

FIELD GOALS	FGM-FGA	Pct	01-19	20-29	30-39	40-49	50-99	Lg	Blk
Joe Mansour	4-4	100.0	0-0	3-3	1-1	0-0	0-0	30	0

SCORING	TD	FGs	Kick	Rush	Rcv	Pass	DXP	Saf	Points
Joe Mansour	0	4-4	7-8	0-0	0	0-0	0	0	19
Jonathan George	2	0-0	0-0	0-0	0	0-0	0	0	12
Jalen Whitlow	2	0-0	0-0	0-0	0	0-0	0	0	12
Dem. Robinson	1	0-0	0-0	0-0	0	0-0	0	0	6
Javess Blue	1	0-0	0-0	0-0	0	0-0	0	0	6
Jeff Badet	1	0-0	0-0	0-0	0	0-0	0	0	6
Raymond Sanders	1	0-0	0-0	0-0	0	0-0	0	0	6
Total.....	8	4-4	7-8	0-0	0	0-0	0	0	67
Opponents.....	6	0-1	6-6	0-0	0	0-0	0	0	42

SCORE BY QUARTERS	1st	2nd	3rd	4th	Total
Kentucky.....	27	21	0	19	67
Opponents.....	14	14	7	7	42

TEAM STATISTICS	UK	OPP
FIRST DOWNS.....	42	30
Rushing.....	23	17
Passing.....	19	9
Penalty.....	0	4
RUSHING YARDAGE.....	478	315
Rushing Attempts.....	71	84
Average Per Rush.....	6.7	3.8
Average Per Game.....	239.0	157.5
TDs Rushing.....	4	4
PASSING YARDAGE.....	616	294
Comp-Att-Int.....	43-63-0	31-48-0
Average Per Pass.....	9.8	6.1
Average Per Catch.....	14.3	9.5
Average Per Game.....	308.0	147.0
TDs Passing.....	4	1
TOTAL OFFENSE.....	1094	609
Average Per Play.....	8.2	4.6
Average Per Game.....	547.0	304.5
KICK RETURNS: #-Yards....	5-130	6-138
PUNT RETURNS: #-Yards....	10-87	7-69
INT RETURNS: #-Yards.....	0-0	0-0
FUMBLES-LOST.....	3-2	4-2
PENALTIES-Yards.....	21-186	10-65
PUNTS-AVG.....	11-42.1	16-46.2
TIME OF POSSESSION/Game..	27:07	32:53
3RD-DOWN Conversions.....	10/26	3/26
4TH-DOWN Conversions.....	1/1	2/3

INTERCEPTIONS	No.	Yds	Avg	TD	Long
Total.....	0	0	0.0	0	0
Opponents.....	0	0	0.0	0	0

PUNTING	No.	Yds	Avg	Long	TB	FC	I20	Blkd
Landon Foster	11	463	42.1	58	2	1	1	0
Total.....	11	463	42.1	58	2	1	1	0
Opponents.....	16	740	46.2	66	1	1	6	0

PUNT RETURNS	No.	Yds	Avg	TD	Long
Javess Blue	5	22	4.4	0	11
Daryl Collins	3	11	3.7	0	8
Dem. Robinson	2	54	27.0	0	33
Total.....	10	87	8.7	0	33
Opponents.....	7	69	9.9	0	32

KICK RETURNS	No.	Yds	Avg	TD	Long
Dem. Robinson	4	113	28.2	0	39
Javess Blue	1	17	17.0	0	17
Total.....	5	130	26.0	0	39
Opponents.....	6	138	23.0	0	33

ALL PURPOSE	G	Rush	Rec	PR	KOR	IR	Tot	Avg/G
Dem. Robinson	2	0	69	54	113	0	236	118.0
Javess Blue	2	21	139	22	17	0	199	99.5
Total.....	2	478	616	87	130	0	1311	655.5
Opponents.....	2	315	294	69	138	0	816	408.0

TOTAL OFFENSE	G	Plays	Rush	Pass	Total	Avg/G
Maxwell Smith	2	38	-11	435	424	212.0
Jalen Whitlow	2	41	123	181	304	152.0
Total.....	2	134	478	616	1094	547.0
Opponents.....	2	132	315	294	609	304.5

2013 Kentucky Football Statistics
Kentucky Overall Defensive Statistics (as of Sep 08, 2013)
All games

DEFENSIVE LEADERS	-----Tackles-----				-Sacks-		---Pass Def---			-Fumbles-		Blkd	
	GP	Solo	Ast	Total	TFL/Yds	No-Yds	Int-Yds	BrUp	QBH	Rcv-Yds	FF	Kick	Saf
40 A. Williamson	2	8	12	20	1	1-0	.	.	.
24 Blake McClain	2	7	6	13	.	.	.	1	.	.	1	.	.
41 Tra. Paschal	2	5	6	11	1.0-1	1.0-1
94 Za'Darius Smith	2	6	5	11	4.0-30	4.0-30	.	.	1
3 Fred Tiller	2	7	3	10	1-0	.	.	.
22 Khal. Henderson	2	4	6	10	1	.	.
2 Alvin Dupree	2	5	5	10	2.0-8	1.0-5	.	.	1	.	1	.	.
5 Ashely Lowery	2	4	4	8
28 Eric Dixon	2	2	5	7
51 Tris. Johnson	2	1	5	6
50 Mike Douglas	2	3	2	5	1.0-4	1.0-4
6 Jason Hatcher	2	2	3	5	1
7 Daron Blaylock	2	1	4	5
21 Nate Willis	2	2	3	5	.	.	.	2
99 Donte Rumph	2	2	3	5	1.0-3
60 Alvin Davis	2	3	1	4
34 Kory Brown	1	2	2	4	1.0-2
32 Miles Simpson	2	2	2	4
91 Farr. Huguenin	2	2	1	3
26 Tre Dunn	2	2	1	3
6 A.J. Legree	2	.	2	2
59 Kelly Mason	1	1	1	2
17 Alex Montgomery	2	.	1	1
54 Malc. McDuffen	2	.	1	1
8 Javess Blue	2	.	1	1
88 Joe Mansour	2	1	.	1
97 Mister Cobble	2	.	1	1
15 Marcus McWilson	1	1	.	1
8 Josh Forrest	2	1	.	1
33 Dyshawn Mobley	2	.	1	1
18 Glenn Faulkner	2	.	1	1
19 Jaleel Hytchye	2	1	.	1
Total.....	2	75	88	163	10-48	7-40	.	3	4	2-0	3	.	.
Opponents.....	2	86	52	138	12-36	3-18	.	6	.	2-6	3	.	.

2013 GAME-BY-GAME STATS

Game	Score	First Downs	Time of Possession	Rushing (No-Yds-TD)	Passing (Cmp-Att-Int-Yds-TD)	Total Offense (Plays-Yds-TD)	3rd Down Conv.	Fumbles- Lost
KENTUCKY	26	15	24:58	32-216-2	18-28-0-203-1	60-419-3	6-of-15	2-1
at WKU	35	22	35:02	41-216-4	27-35-0-271-1	75-487-5	2-of-10	3-2
KENTUCKY	41	27	29:15	39-262-2	25-35-0-413-3	74-675-5	4-of-11	1-1
vs. Miami (OH)	7	8	30:45	43-99-0	4-14-0-23-0	57-122-0	1-of-16	1-0

GAME-BY-GAME RUSHING

(No-Yds-TD)	George	Kemp	Mobley	Sanders	Timmons	Warren	Whitlow
vs. WKU	7-12-1	1-9-0	0-0-0	14-98-0	1-33-0	0-0-0	7-75-1
vs. Miami (OH)	6-27-0	12-78-0	2-12-0	6-39-1	4-37-0	0-0-0	7-48-1

GAME-BY-GAME RECEIVING

(Rec-Yds-TD)	Badet	Blue	Borden	Collins	George	Kendrick	Legree	Montgomery	D. Robinson	T. Robinson	Sanders	Timmons
vs. WKU	DNP	3-25-0	1-13-0	0-0-0	0-0-0	3-56-0	1-18-0	1-(-1)-0	5-69-1	0-0-0	3-17-0	1-6-0
vs. Miami (OH)	3-80-1	6-114-1	1-12-0	1-5-0	1-48-1	2-46-0	0-0-0	4-37-0	0-0-0	0-0-0	1-8-0	5-55-0

GAME-BY-GAME PASSING

(Cmp-Att-Int-Yds-TD)	Smith	Towles	Phillips	Whitlow
vs. WKU	8-13-0-125-1	DNP	DNP	10-15-0-78-0
vs. Miami (OH)	15-23-0-310-3	DNP	DNP	10-12-0-103-0

GAME-BY-GAME PUNTING

(No-Yds-Avg-LG-In20)	Foster
vs. WKU	6-237-39.5-46-1
vs. Miami (OH)	5-226-45.2-58-0

GAME-BY-GAME FIELD GOALS

FG Made (Miss)	Mansour
vs. WKU	22, 30
vs. Miami (OH)	22, 21

GAME-BY-GAME DEFENSIVE STATISTICS

DEFENSIVE LINE

(Tackles, Tackles-for-Loss, Sacks)	Cobble	Coleman	Davis	Douglas	Dupree	Hatcher	Huguenin	T.Johnson	Rumph	Z. Smith
vs. WKU	0-0-0	DNP	0-0-0	3-0-0	3-0-0	3-0-0	0-0-0	4-0-0	3-1-0	5-1-1
vs. Miami (OH)	1-0-0	0-0-0	4-0-0	2-1-1	7-2-1	2-0-0	3-0-0	2-0-0	2-0-0	6-3-3

LINEBACKERS

(Tackles, Tackles-for-Loss, Sacks, Pass Breakups)	Brause	Brown	Dunn	Forrest	Henderson	McClain	McDuffen	Paschal	Simpson	Williamson
vs. WKU	DNP	4-1-0-0	2-0-0-0	1-0-0-0	10-0-0-0	7-0-0-0	1-0-0-0	4-0-0-0	0-0-0-0	14-0-0-0
vs. Miami (OH)	0-0-0-0	DNP	1-0-0-0	0-0-0-0	0-0-0-0	6-0-0-1	0-0-0-0	7-1-1-0	4-0-0-0	6-0-0-0

DEFENSIVE BACKS

(Tackles, Pass Breakups, Int.)	D. Blaylock	Z. Blaylock	Dixon	Faulkner	Hytchye	Lowery	McWilson	Quinn	Tiller	Willis
vs. WKU	2-0-0	DNP	5-0-0	0-0-0	0-0-0	6-0-0	DNP	DNP	7-0-0	4-1-0
vs. Miami (OH)	3-0-0	DNP	2-0-0	1-0-0	1-0-0	2-0-0	1-0-0	DNP	3-0-0	1-1-0

GAME-BY-GAME STARTERS

Offensive Starters

	<u>TE</u>	<u>LT</u>	<u>LG</u>	<u>C</u>	<u>RG</u>	<u>RT</u>	<u>WR</u>	<u>WR/FB</u>	<u>WR</u>	<u>RB</u>	<u>QB</u>
WKU	Aumiller	Miller	Eatmon-Nared	Myers	Mitchell	Swindle	D. Robinson	Collins	Blue	Sanders	Whitlow
Miami	Aumiller	Miller	West	Toth	Mitchell	Swindle	Badet	Warren	Blue	Sanders	Smith

Defensive Starters

	<u>DE</u>	<u>DT</u>	<u>DT</u>	<u>DE</u>	<u>MLB</u>	<u>WLB</u>	<u>SLB/Nickel</u>	<u>CB</u>	<u>S</u>	<u>S</u>	<u>CB</u>
WKU	Dupree	Rumph	Cobble	Z. Smith	Williamson	Henderson	Brown	Willis	Lowery	Dixon	Tiller
Miami	Dupree	Rumph	Cobble	Z. Smith	Williamson	Paschal	McClain	Willis	Lowery	Dixon	Tiller

WHEN WAS THE LAST TIME

KENTUCKY

Scored 40 points: 41 vs. Miami (OH), Sept. 7, 2012
Scored 50 points: 63 vs. Western Kentucky, Sept. 11, 2010
Shut Out an Opponent: vs. Miami (42-0), Sept. 5, 2009
Shut Out an Opponent in the 2nd half: vs. Miami (OH), Sept. 7, 2013
Scored on first series: TD vs. Miami (OH), Sept. 7, 2013
Scored a TD on first series: vs. Miami (OH), Sept. 7, 2013
Had 25 First Downs: 27 vs. Miami (OH), Sept. 7, 2013
Had 30 First Downs: 37 vs. Tennessee, Nov. 24, 2007
Had 250 yards rushing: 262 vs. Miami (OH), Sept. 7, 2013
Had 300 yards rushing: 342 vs. Samford, Nov. 17, 2012
Had below 50 yards rushing: 41 vs. WKU, Sept. 15, 2012
Had 300 yards passing: 413 vs. Miami (OH), Sept. 7, 2013
Had 400 yards passing: 413 vs. Miami (OH), Sept. 7, 2013
Had below 50 yards passing: 15 vs. Tennessee, Nov. 26, 2011
Had 500 yards total offense: 675 vs. Miami (OH), Sept. 7, 2013
Had 600 yards total offense: 675 vs. Miami (OH), Sept. 7, 2013
Had below 200 yards total offense: 179 at Missouri, Oct. 27, 2012
Held opp. below 100 yards rushing: 99 vs. Miami (OH), Sept. 7, 2013
Held opp. below 50 yards rushing: -2 vs. Samford, Nov. 17, 2012
Held opp. below 100 yards passing: 23 vs. Miami (OH), Sept. 7, 2013
Held opp. below 50 yards passing: 23 vs. Miami (OH), Sept. 7, 2013
Held opponent below 200 yards total offense: 122 vs. Miami (OH), Sept. 7, 2013
Held opp. below 100 yards total offense: 91 vs. Vanderbilt, Nov. 16, 1996
Recorded a safety: vs. Kent State, Sept. 8, 2012
Recorded zero penalties: vs. Auburn, Oct. 17, 2009
Had a player with 30 rush attempts: 31 by Artose Pinner vs. Vanderbilt, Nov. 16, 2002
Had a player rush for 100 yards: 123 by Raymond Sanders vs. Samford, Nov. 17, 2012
Had a true freshman rush for 100 yards: 126 by Josh Clemons, vs. Central Michigan, Sept. 10, 2011
Had a player rush for 200 yards: 224 by Artose Pinner vs. Vanderbilt, Nov. 16, 2002
Had 2 players rush for 100 yards: Randall Cobb (170) and Derrick Locke (145) vs. Vanderbilt, Nov. 13, 2010
Had a player with 3 rushing touchdowns: 3 by CoShik Williams vs. Charleston Southern, Nov. 6, 2010
Had a player with 50 pass attempts: 60 by Maxwell Smith, vs. WKU, Sept. 15, 2012
Had a player with 60 pass attempts: 60 by Maxwell Smith, vs. WKU, Sept. 15, 2012
Had a player with 30 pass completions: 37 by Maxwell Smith, vs. WKU, Sept. 15, 2012
Had a player with 300 passing yards: 310 by Maxwell Smith vs. Miami (OH), Sept. 7, 2013
Had 2 players pass for 100 yards: Maxwell Smith (310), Jalen Whitlow (103) vs. Miami (OH), Sept. 7, 2013
Had a player with 3 or more touchdown passes: 3 by Maxwell Smith, vs. Miami (OH), Sept. 7, 2013
Had a player with 10 pass receptions: 10 by La'Rod King vs. Tennessee, Nov. 24, 2012
Had a player with 100 yards receiving: 114 by Javess Blue vs. Miami (OH), Sept. 7, 2013
Had 2 players with 100 yards receiving: 116 by Matt Roark and 102 by La'Rod King, vs. Ole Miss, Nov. 5, 2011
Had a player with 3 touchdown receptions: 3 by Dicky Lyons, Jr. vs. Florida, Oct. 20, 2007
Had a player with 100 rushing and 100 receiving yards in the same game: Rafael Little (132 rushing, 114 receiving) vs. Vanderbilt, Nov. 11, 2006
Had a 100-yard rusher and a 100-yard receiver in the same game: Raymond Sanders (115 rushing), Aaron Boyd (100 receiving)
Had a player score a TD by rushing and receiving in the same game: Jonathan George, vs. Kent State, Sept. 8, 2012
Had a player throw a TD pass and score a rushing and receiving TD in the same game: Randall Cobb vs. Auburn, Oct. 9, 2010

Had a player throw a TD pass, score a receiving TD and score on a punt return for a TD in the same game: Randall Cobb vs. WKU, Sept. 11, 2010
Had a player return a kickoff for a TD: Derrick Locke (100 yards) vs. Louisville, Sept. 19, 2009
Had a player return a punt for a TD: Randall Cobb (50 yards) vs. WKU, Sept. 11, 2010
Had a player return an interception for a TD: Sam Maxwell (56 yards) vs. Tennessee, Nov. 28, 2009
Had a player recover/return a fumble for a TD: Tristian Johnson (25 yards) vs. Samford, Nov. 17, 2012
Had two defensive TDs in the same game: Ashton Cobb (28 yards) and Myron Pryor (72 yards) vs. Louisville, Aug. 31, 2008
Had a player block a punt: DeMarcus Sweat vs. South Carolina, Sept. 30, 2012
Had a player block a field goal: Collins Ukwu at Florida, Sept. 22, 2012
Had a player block a PAT: Farrington Huguenin vs. Tennessee, Nov. 24, 2012
Had a player return a blocked FG for a TD: David Jones (57 yards) vs. Vanderbilt, Nov. 15, 2008
Had a player return a blocked punt for a TD: Andrew Hopewell (6 yards), vs. Arkansas, Nov. 1, 2006
Had a field goal of 50 yards or more: Craig McIntosh (50 yards) vs. Pittsburgh, Jan. 8, 2011
Played an overtime game: Sept. 15, 2012 vs. WKU (1OT) - (L, 32-31)
Won an overtime game: Oct. 13, 2007 vs. LSU (3OT) - (W, 43-37)

OPPONENTS

Scored 40 points: 40 by Vanderbilt, Nov. 3, 2012
Scored 50 points: 54 by South Carolina, Oct. 8, 2011
Shut Out Kentucky: 0-40 by Vanderbilt, Nov. 3, 2012
Shut Out Kentucky in 2nd half: at Vanderbilt, Nov. 3, 2012
Rushed for 300 yards: 405 by Florida, Sept. 24, 2011
Passed for 300 yards: 427 by Georgia, Oct. 20, 2012
Had 500 yards of total offense: 504 by Georgia, Oct. 20, 2012
Recorded a safety: Louisville, Aug. 31, 2008
Blocked a Kentucky punt: vs. Louisville, Sept. 17, 2011
Blocked a Kentucky field goal: Florida, Sept. 25, 2010
Blocked a Kentucky PAT: Eastern Kentucky, Nov. 7, 2009
Had a player with 30 rush attempts: 34, Antonio Andrews (WKU), Sept. 15, 2012
Had a player with 100 yards rushing: 108 by Kendial Lawrence (MU), Oct. 27, 2012
Had a player with 200 yards rushing: 252 by Anthony Dixon (Mississippi State), Oct. 31, 2009
Had two players with 100 yards rushing: 108 by Senorise Perry and 105 by Jeremy Wright (Louisville), Sept. 2, 2012
Had a player with 40 pass attempts: 43, Spencer Keith (Kent State), Sept. 8, 2012
Had a player with 20 pass completions: 27, Brandon Doughty (WKU), Aug. 31, 2013
Had a player with 300 yards passing: 427, Aaron Murray (Georgia), Oct. 20, 2012
Had two players with 100 yards passing: 169 by Stephen Garcia and 105 by Chris Smelley (South Carolina), Oct. 11, 2008
Had a player with 10 pass receptions: 13, Harry Douglas (Louisville), Sept. 15, 2007
Had a player with 100 yards receiving: 188, Tavarres King and 103, Malcolm Mitchell (Georgia), Oct. 20, 2012
Had two players with 100 yards receiving: 188, Tavarres King and 103, Malcolm Mitchell (Georgia), Oct. 20, 2012
Had a player return a kickoff for a TD: Gabriel Chambers (Jacksonville State), 99 yards, Oct. 22, 2011
Had a player return a blocked FG for a TD: Neiko Thorpe (69 yards) vs. Auburn, Oct. 17, 2009
Had a player return a blocked punt for a TD: Chris Rainey (23 yards) vs. Florida, Sept. 26, 2009
Had a player return an interception for a TD: Jaylen Watkins (Florida), 26 yards, Sept. 22, 2012
Had a player return a fumble for a TD: Chris Wade (Miami (OH)), 6 yards, Sept. 7, 2013

2013 SCORING DRIVE ANALYSIS

KENTUCKY GAME-BY-GAME SCORING DRIVES

Game	Plays/Yards	Time (Poss.)	Qtr./Clock	Res.	Scoring Play
WKU	9/36	4:07	1/4:35	FG	Mansour 22 yd field goal
WKU	4/75	1:34	2/12:47	TD	Whitlow 19 yd run
WKU	4/64	1:33	2/3:55	TD	George 5 yd run
WKU	11/62	3:40	4/9:52	FG	Mansour 30 yd field goal
WKU	8/59	1:47	4/1:37	TD	D. Robinson 34 yd pass from Smith
MU(OH)	7/61	1:52	1/13:08	TD	Whitlow 9 yd run
MU(OH)	10/64	3:13	1/7:58	FG	Mansour 22 yd field goal
MU(OH)	1/48	0:10	1/5:54	TD	George 48 yd pass from Smith
MU(OH)	4/73	1:16	1/1:58	TD	Blue 88 yd pas from Smith
MU(OH)	7/80	2:32	2/10:10	TD	Sanders 5 yd run
MU(OH)	13/72	4:44	4/14:15	FG	Mansour 21 yd field goal
MU(OH)	3/98	0:45	4/11:53	TD	Badet 56 yd pass from Smith

GAME-OPENING DRIVES

Game	UK		Opponent	
	Res/Pts	Yds.	Res/Pts.	Yds.
WKU	Punt/0	0	TD/7	75
MU(OH)	TD/7	61	Punt/0	0
UL				
UF				
USC				
BAMA				
MSU				
ASU				
MU				
VU				
UGA				
UT				
Totals/apg	7/3.5	61/30.5	7/3.5	75/37.5

SECOND HALF OPENING DRIVES

Game	UK		Opponent	
	Res/Pts	Yds.	Res/Pts.	Yds.
WKU	Punt/0	34	Punt/0	8
MU(OH)	Punt/0	9	Punt/0	9
UL				
UF				
USC				
BAMA				
MSU				
ASU				
MU				
VU				
UGA				
UT				
Totals/apg	0/0	43/21.5	0/0	17/8.5

GAME-BY-GAME UK DRIVES

Game	Total Drives	TD	FG	MFG	P	TO	4DN
WKU	13	3	2	0	5	1	1-1
MU(OH)	14	5	2	0	5	1	0-0
UL							
UF							
USC							
BAMA							
MSU							
ASU							
MU							
VU							
UGA							
UT							
Totals	27	8	4	0	10	2	1-1

KENTUCKY TOUCHDOWN DRIVE ANALYSIS

Yds.	TD	Drive	Poss. Time	TDs	Plays	TDs
1-9	3	-	00:00-00:59	2	1	1
10-19	1	-	01:00-01:59	5	2	-
20-29	-	-	02:00-02:59	1	3	1
30-39	1	-	03:00-03:59	-	4	3
40-49	1	1	04:00-04:59	-	5	-
50-59	1	1	05:00-05:59	-	6	-
60-69	-	2	06:00-06:59	-	7	2
70-79	-	2	07:00-07:59	-	8	1
80-89	1	1	08:00-08:59	-	9	-
90-99	-	1	09:00-09:59	-	10	-
Total	8	8	10:00-10:59	-	11	-
			11:00-11:59	-	12	-
			12:00-12:59	-	13	-
			13:00-13:59	-	14	-
			14:00-14:59	-	15	-
			15:00 - +	-	16	-

2013 KENTUCKY FOOTBALL DEPTH CHART

(as of Sun. Sept. 9)

OFFENSE

TE 86 Jordan Aumiller, 6-4, 232, Sr-3L
82 Anthony Kendrick, 6-3, 233, Sr-2L
85 Steven Borden, 6-3, 237, Jr-JC

LT 77 Darrian Miller, 6-5, 284, Jr-2L
72 Jon Toth, 6-5, 285, Fr-RS

LG 75 Zach West, 6-4, 308, So-1L
76 Teven Eatmon-Nared, 6-7, 330, Jr-1L

C 72 Jon Toth, 6-5, 285, Fr-RS
57 Zach Myers, 6-3, 277, Fr-RS
64 Max Godby, 6-4, 280, Jr-Sq

RG 79 Kevin Mitchell, 6-6, 289, Sr-3L
71 Jack Gruenschlaeger, 6-11, 350, So-1L

RT 70 Jordan Swindle, 6-7, 290, So-1L
58 Shaquille Love, 6-4, 313, So-Sq

WR 9 Demarco Robinson, 5-10, 158, Jr-2L
13 Jeff Badet, 6-0, 170, Fr-HS

WR 1 Ryan Timmons, 5-10, 185, Fr-HS
23 Daryl Collins, 5-11, 205, So-1L
80 Ronnie Shields, 6-5, 227, Jr-2L

WR 8 Javess Blue, 6-0, 190, Jr-JC
17 Alexander Montgomery, 6-2, 210, Fr-HS
6 A.J. Legree, 6-1, 189, So-1L

QB 11 Maxwell Smith, 6-4, 218, So-1L
2 Jalen Whitlow, 6-2, 220, So-1L

FB 39 D.J. Warren, 6-0, 226, Jr-2L
43 Cody Jones, 5-11, 215, Sr-1L

RB 4 Raymond Sanders, 5-8, 187, Sr-3L
25 Jonathan George, 5-10, 209, Sr-3L
3 Jojo Kemp, 5-10, 190, Fr-HS

SPECIALISTS

FG/PAT 59 Kelly Mason, 6-3, 224, So-1L
SNAP or 53 Matthew Adolph, 6-2, 220, Jr-Sq

PUNT 59 Kelly Mason, 6-3, 224, So-1L
SNAP or 89 Tyler Robinson, 6-3, 246, Sr-3L

HOL 13 Jared Leet, 6-3, 187, So-1L
9 Landon Foster, 6-1, 208, So-1L

K 88 Joe Mansour, 6-2, 189, Sr-3L
99 Austin McGinnis, 5-10, 175, Fr-HS

P 9 Landon Foster, 6-1, 208, So-1L
88 Joe Mansour, 6-2, 189, Sr-3L

KOR 9 Demarco Robinson, 5-10, 158, Jr-2L
8 Javess Blue, 6-0, 190, Jr-JC

4 Raymond Sanders, 5-8, 187, Sr-3L
33 Dyshawn Mobley, 5-11, 209, So-1L
23 Daryl Collins, 5-11, 205, So-1L

PR 9 Demarco Robinson, 5-10, 158, Jr-2L
23 Daryl Collins, 5-11, 205, So-1L
8 Javess Blue, 6-0, 190, Jr-JC

DEFENSE

DE 2 Alvin Dupree, 6-4, 252, Jr-2L
6 Jason Hatcher, 6-3, 250, Fr-HS

DT 99 Donte Rumph, 6-3, 320, Sr-3L
51 Tristian Johnson, 6-1, 265, Sr-3L

DT 97 Mister Cobble, 6-0, 338, Sr-2L
50 Mike Douglas, 6-4, 288, Jr-2L
92 Christian Coleman, 6-3, 285, Jr-2L

DE 94 Za'Darius Smith, 6-6, 254, Jr-JC
91 Farrington Huguenin, 6-4, 262, So-1L
60 Alvin Davis, 6-4, 265, Jr-2L

SLB 34 Kory Brown, 6-0, 203, Jr-1L
8 Josh Forrest, 6-3, 233, So-1L
54 Malcolm McDuffen, 6-3, 215, Jr-2L

MLB 40 Avery Williamson, 6-1, 238, Sr-3L
32 Miles Simpson, 6-2, 225, Jr-2L

WLB 41 TraVaughn Paschal, 6-4, 242, Jr-1L
22 Khalid Henderson, 6-1, 218, So-1L

NICKEL 24 Blake McClain, 5-11, 190, Fr-HS
15 Marcus McWilson, 6-1, 210, Fr-HS

CB 21 Nate Willis, 6-0, 180, Jr-JC
16 Cody Quinn, 5-10, 170, So-1L

S 5 Ashely Lowery, 6-1, 211, Jr-2L
18 Glenn Faulkner, 6-2, 193, So-1L

S 28 Eric Dixon, 5-11, 187, Jr-2L
7 Daron Blaylock, 6-1, 214, So-1L

CB 3 Fred Tiller, 6-0, 171, So-1L
19 Jaleel Hytchye, 5-10, 175, Fr-HS