



2011-12 Arkansas Razorback Basketball

Arkansas Media Relations • 479-575-2751 • ArkansasRazorbacks.com
Basketball Contact: **Phil Pierce** (ppierce@uark.edu) • Press Row: 479-575-6622

2011-12 Schedule/Results

Date	Opponent (TV)	Time/Result
N 4	Texas A&M-Commerce (exh.)	W, 97-80
N 8	Christian Brothers (exh.)	W, 76-54
N. 11	USC Upstate	W, 83-63

SOUTHWEST SHOWCASE

N 16	Oakland	W, 91-68
N 18	Houston # (FSN)	L, 78-87
N 22	Utah Valley	W, 67-59
N 26	Grambling St.	W, 86-44

N 30	Mississippi Valley St. (RSN)	W, 97-64
D 3	at #8/10 Connecticut & (ESPN)	L, 62-75
D 10	at Oklahoma (RSN)	L, 63-78
D 17	Southeastern Louisiana	W, 62-55
D 20	Eastern Kentucky (RSN)	W, 71-57
D 22	Louisiana Tech	W, 77-63
D 28	Charlotte (RSN)	W, 80-67
D 30	Texas Southern (RSN)	W, 77-49
J 3	Savannah State (RSN)	W, 83-66
J 7	#15/16 Mississippi St. * (CSS)	W, 98-88
J 11	at Ole Miss * (SEC)	L, 63-71
J 14	LSU * (FSN)	W, 69-60
J 17	at #2/2 Kentucky * (ESPN)	8 p.m.
J 21	#20/19 Michigan (CBS)	1 p.m.
J 25	Auburn * (CSS)	8 p.m.
J 28	at Alabama * (SEC)	12:30 p.m.
J 31	Vanderbilt * (ESPN)	8 p.m.
F 4	at LSU * (SEC)	12:30 p.m.
F 8	at Georgia * (SEC)	7 p.m.
F 11	South Carolina * (SEC)	12:30 p.m.
F 15	at Tennessee * (SEC)	7 p.m.
F 18	Florida * (ESPN or 2)	5 p.m.
F 23	Alabama * (ESPN or 2)	6 p.m.
F 25	at Auburn * (SEC)	3 p.m.
F 28	Ole Miss * (ESPNU)	6 p.m.
M 3	at Mississippi St. * (FSN)	4 p.m.
M 8-11	SEC Tournament	TBA

All Times Central and subject to change

* - Indicates Southeastern Conference Game
RSN - Razorbacks Sports Network
SEC - SEC Network
CSS - Comcast Sports Southeast
FSN - Fox Sports Net
- Game played at Verizon Arena, N. Little Rock, Ark.
& - SEC/Big East Invitational

About the Game

Tip:8 p.m.
Television:ESPN
Jimmy Dykes, Brad Nessler, Shannon Spake
Internet:ESPN3
Radio:Razorback Sports Network
Chuck Barrett, Rick Schaeffer
Satellite:XM 199
Series:Ky. leads 24-8
Last Meeting: Ark., 77-76 ot, 2/23/11

Arkansas Razorbacks

11-12 Record:.....13-4
11-12 SEC Record:.....2-1
Ranking:NR
Last Game: W, LSU
69-60
Head Coach:Mike Anderson
Overall Record: ..213-102 (10th)
at Arkansas: 13-4 (1st)
vs. Kentucky:.....1-1
Last Five Games:3-1

Kentucky Wildcats

11-12 Record:.....17-1
11-12 SEC Record:.....3-0
Ranking:2/2
Last Game:W, Tennessee
65-62
Head Coach:John Calipari
Overall Record: ..484-151 (19th)
at Kentucky:..... 81-13 (3rd)
vs. Arkansas:.....N/A
Last Five Games:5-0

Headed to Rupp in Search of First Road Win

The University of Arkansas men's basketball team has an unblemished record at Bud Walton Arena this season, but can't seem to find the right combinations on the road and things don't get any easier as the Razorbacks travel to Lexington, Ky., to take on the second-ranked Kentucky Wildcats in Rupp Arena on Tuesday night at 8 p.m. central.

Arkansas (13-4, 2-1 SEC) is off to its best start since the 2007-08 season under first-year head coach Mike Anderson and are winning games with a defensive mind set. Anderson's coaching philosophy causes havoc on the court and this year the Razorbacks have taken advantage with 158 steals and have caused opponents to turn the ball over 312 times. Of course, Arkansas also needs to put the ball in the basket which they have done to the tune of 76.9 points per game.

The Razorbacks rebounded from their loss at Ole Miss with a victory at home against LSU. Three Razorbacks were in double figures in the game including BJ Young, Arkansas' top scorer at 15.0 points per game. Arkansas was efficient from three, hitting 9-of-18 from distance and caused 16 turnovers by the Tigers. Freshman Hunter Mickelson was also a force for the Razorbacks with seven blocked shots and Tuesday night's contest will feature two of the top three shot blockers in the SEC in Mickelson and Kentucky's Anthony Davis.

Kentucky (17-1, 3-0 SEC) is ranked No. 2 in the nation in both polls and is currently on a nine-game winning streak after a road loss at Indiana. The Wildcats are undefeated at home this year and in their last home contest beat South Carolina, 79-64. Kentucky did have their struggles on the road, as they failed to eclipse the 70-point mark in each of the last two games.

Kentucky owns the all-time series lead against the Razorbacks, 24-8, but Arkansas is coming off a victory over then No. 22 Kentucky last February at Bud Walton Arena in overtime.

The Arkansas-Kentucky game will be broadcast on the radio across the Razorback Sports Network from IMG College with Chuck Barrett and Rick Schaeffer giving the call. The game will also be shown on television by ESPN with Brad Nesler, Jimmy Dykes and Shannon Spake on the air.

Previous Game Starters

Arkansas							
No.	Name	Ht.	Wt.	Cl.	PPG	RPG	Note
1	Mardracus Wade	6-3	175	So.	11.0	2.3	leads SEC in 3 pt percentage
3	Rickey Scott	6-3	195	So.	9.8	3.6	23 pts vs. Charlotte
23	Julysses Nobles	6-1	193	Jr.	9.4	4.0	3.6 apg
4	Devonta Abron	6-8	250	Fr.	5.9	5.2	13 reb vs. LSU
31	Michael Sanchez	6-9	235	Sr.	4.6	3.5	

Kentucky							
No.	Name	Ht.	Wt.	Cl.	PPG	RPG	Note
1	Darius Miller	6-8	235	Sr.	9.8	3.4	
25	Marquis Teague	6-2	189	Fr.	10.7	2.4	4.2 apg
3	Terrence Jones	6-9	252	So.	11.7	6.1	
14	Michael Kidd-Gilchrist	6-7	232	Fr.	13.4	7.7	leading scorer
23	Anthony Davis	6-10	220	Fr.	13.1	10.2	leads nation in blocks

Series Results - Kentucky

Kentucky leads 24-8

Since Ark. Joined the SEC:.....Ky. leads 19-8

Home:5-5

Away:2-11

Neutral:1-8

1945-46	L 62-46	A
1948-49	L 76-39	A
1949-50	L 57-53	N (LR)
1977-78	L 64-59	N (St. Louis)
1991-92	W 105-88	A
1992-93	W 101-94	H
	L 92-81	A
1993-94	W 90-82	A
	L 90-78	N (Memphis)
1994-95	W 94-92	H
	L 95-93 (OT)	N (Atlanta)
1995-96	L 88-73	A
	L 95-75	N (New Orleans)
1996-97	L 83-73	H
1997-98	L 80-77 (OT)	A
	L 99-74	N (Atlanta)
1998-99	W 74-70	H
	L 76-63	N (Atlanta)
1999-00	L 60-55	A
	W 86-72	N (Atlanta)
2000-01	W 82-78	H
	L 87-78	N (Nashville)
2001-02	L 71-58	A
2002-03	L 66-50	H
2003-04	L 73-56	A
2004-05	L 68-67	H
2005-06	L 69-67	A
2006-07	L 82-74	H
2007-08	L 63-58	A
2008-09	L 79-63	H
2009-10	L 101-70	A
2010-11	W 77-76 (OT)	H

Statistical Comparison

	Ark.	Opp.
Scoring Offense	76.9	79.3
Scoring Defense	65.5	58.9
Scoring Margin	+11.4	+20.4
FG Percentage	.440	.483
FG Percentage-Defense	.391	.356
3pt Percentage	.348	.367
3pt Percentage-Defense	.306	.302
FT Percentage	.690	.716
Rebound Avg.	37.9	40.7
Opp. Rebound Avg.	38.8	33.1
Rebound Margin	-0.9	+7.7
TO per game	13.5	13.3
Opp. Turnovers per game	18.4	14.2
Turnover Margin	+4.8	+0.8

Series Information

Overall:	Ky. leads 24-8
Home:	5-5
Away:	2-11
Neutral:	1-8
Anderson vs.:	1-1
First Meeting:	1945-46
	Kentucky, 62-46
Last Meeting:	Feb. 23, 2011
	Ark., 77-76 ot
Last Five Meetings:	Kentucky, 4-1
Most Ark. Points:	105, 1-25-92
Least Ark. Points:	39, 1948-49
Most Opp. Points:	101, 1-23-10
Least Opp. Points:	57, 1949-50

Scouting the Wildcats

Ranked No. 2 in the nation, Kentucky is 17-1 overall and a perfect 3-0 in South-eastern Conference play with a pair of road victories. Led by a quintet of double-digit scorers, some would argue that freshman Anthony Davis is the Wildcats most impactful player this year and a viable candidate for national defensive player of the year as the 6-11 forward has 82 blocks this season while averaging 13.1 points and 10.2 rebounds. Doron Lamb is Wildcats leading scorer at 14.0 points per contest and is joined in double digits by Michael Kidd-Gilchrist, Davis, Terrence Jones and Marquis Teague. As a team, Kentucky averages 79.3 points per game and is shooting an impressive 48.3 percent from the floor. The Wildcats are all over the glass, outrebounding their opponents by 7.7 rebounds per game, but can be forced into turnovers, at 13.3 per contest.

Series Record

Some would argue that the Kentucky-Arkansas series was vital to the state of basketball in the Southeastern Conference once the Razorbacks joined the league for the 1992 season. The Razorbacks were able to defeat Kentucky four times over their first seven meetings between 1992 and 1995, but overall it has been a series dominated by the Wildcats as they own a 24-8 advantage. The Razorbacks ended a 10-game losing streak to Kentucky last season at Bud Walton Arena, 77-76, in overtime and are 5-5 against the Wildcats at Bud Walton Arena. Unfortunately for the Razorbacks, they are just 2-11 in Kentucky with their last victory coming during the 1993-94 season.

Last Year Against Kentucky

It was a thriller at Bud Walton Arena on Feb. 23, 2011, when the Razorbacks hosted No. 22 Kentucky. Behind a solid defensive performance and good three-point shooting, the Razorbacks upset the Wildcats, 77-76, in front of what was a season high crowd. The Razorbacks got 20-plus point games from Rotnei Clarke and Marshawn Powell on their way to the victory and senior Marcus Britt hit a layup with time expiring in the overtime period to put Arkansas up for good. Powell finished the game with a double-double of 22 points and 10 rebounds. Five of the seven Kentucky players to see the floor scored in double figures, led by one-and-done point guard Brandon Knight who scored 26 points.

RAZORBACK WEEKLY SCHEDULE - JAN. 16 - 22

Monday	Tuesday	Wednesday	Thursday	Friday	Saturday	Sunday
SEC Teleconference 10:49 a.m. Press Conference TBA	Kentucky 8 p.m.	No Availability	Press Conference TBA	No Availability	Michigan 1 p.m.	No Availability

All practices and times are subject to change, please check with the Media Relations Office if you have questions

Last Time in Lexington

The last time that Arkansas played in Lexington was Jan. 23, 2010, when a young group of Razorbacks were taking on the second-ranked Wildcats who had an opportunity to become the No. 1 team in the nation based on an upset. Arkansas struggled from the floor, hitting just 30 percent of its shots including a disappointing 18 percent from three. Then sophomore Courtney Fortson was the bright spot for the Razorbacks as he tallied 21 points as he slashed his way into the paint. Kentucky was led by Darius Miller who scored 18 points with current NBA players John Wall, Demarcus Cousins and Eric Bledsoe scoring 16, 16 and 10, respectively.

Razorbacks Against Teams Ranked in AP Top 25

Arkansas has had success against teams ranked in the Associated Press' Top 25 polls over the years, compiling an 82-115 (.416) record against the teams. Arkansas has been most successful against teams ranked No. 20 (9-3), but also has winning records against teams ranked No. 5, No. 13, No. 19 and No. 22. Arkansas has one win over the No. 1 team in the country and five against the No. 2 and No. 4 team, respectively. Interestingly, the only ranking that an Arkansas team has never defeated is No. 3 and the Razorbacks are 0-9 against those squads.

Against AP No. 2 Teams

The Razorbacks have an all-time record of 5-7 (.417) against teams ranked No. 2 in the Associated Press poll. The Razorbacks' last game against a team ranked No. 2 was in Lexington, Ky., against the Kentucky Wildcats on Jan. 23, 2010, a game that Arkansas lost, 101-70. The Razorbacks' last win against a No. 2-ranked team came on Feb. 24, 1999, when Arkansas defeated No. 2 Auburn at home, 104-88.

Young Tallies 28

Freshman BJ Young put together a great performance against the defending national champion UConn Huskies on Dec. 3 when he tallied a career high 28 points on 10-of-20 shooting from the field. Young also buried 5-of-6 three-point attempts, 3-of-4 free throws, grabbed five rebounds, had one assist and one steal. His 28-point outburst included spurts where he alone outscored UConn 11-4 in the first half and tallied 17 straight points in the second. Young's 28 points are the most by an Arkansas freshman since Marshawn Powell scored 29 against Appalachian State on Nov. 20, 2009.

First Double-Double

And the first double-double of the 2011-12 season goes to . . . BJ Young? Young took it upon himself to make up for some of the lost rebounding with Marshawn Powell on the shelf and in doing so posted career highs for points (18), field goals (7), offensive rebounds (5), defensive rebounds (6), total rebounds (11) and minutes (31) against Utah Valley. He is the first guard to record a double-double since Courtney Fortson had 24 points and 10 rebounds against Auburn on Feb. 6, 2010.

Third Best

In his Southeastern Conference debut, BJ Young scored 24 points on 10-of-13 shooting, 2-of-4 from three, dishing two assists, picking up two steals and hitting both his free throws. Young's 24-point effort is the third best in Arkansas history by a first-year player in his SEC opener. Scotty Thurman is at the top of the list with 34 points against Ole Miss in his first SEC game back in 1993 and is followed by Marshawn Powell who tallied 25 against Mississippi State in 2010. Fourth on the list is Patrick Beverley who tallied 18 against Auburn in 2008.

SEC Freshman of the Week

BJ Young was named the SEC Freshman of the Week on Jan. 9 after averaging 20.5 points and 3.0 rebounds in wins over Savannah State and No. 15/16 Mississippi State. Young scored 17 in the victory over Savannah State, then torched the Bulldogs for 24 points on 10-of-13 shooting. Young is the fourth Razorback to ever earn an SEC Freshman of the Week honor, which began in 2007. He joins Patrick Beverley (three times), Courtney Fortson (one time) and Marshawn Powell (one time) as the only Razorbacks to earn the award.

Honors and AccoladesSEC

Freshman of the WeekBJ Young (1/9)

SEC Preseason Coaches

2nd team Marshawn Powell

Lindy's Preseason

SEC honors candidateJulysses Nobles
Marshawn Powell

Top Newcomer BJ Young

Sporting News Preseason

Impact Newcomer..... BJ Young

Razorback Sports Network from IMG

KWOZ-FM	103.3	Batesville, Ark.
KTHS-AM	1480	Berryville, Ark.
KLCN-AM	910	Blytheville, Ark.
KAMD-FM	97.1	Camden, Ark.
KSAR-FM	92.3	Cherokee Village, Ark.
KBKG-FM	93.5	Corning, Ark.
KCCB-AM	1260	Corning, Ark.
KAGH-AM	800	Crossett, Ark.
KAGH-FM	104.9	Crossett, Ark.
KDQN-FM	92.1	De Queen, Ark.
KMRX-FM	96.1	El Dorado, Ark.
KAGL-FM	93.3	El Dorado, Ark.
KEZA-FM	107.9	Fayetteville, Ark.
KQSM-FM	92.1	Fayetteville, Ark.
KUOA-AM	1290	Fayetteville, Ark.
KUOA-FM	105.3	Fayetteville, Ark.
KBFC-FM	93.5	Forrest City, Ark.
KHGG-FM	103.1	Fort Smith, Ark.
KFPW-AM	1230	Fort Smith, Ark.
KWXI-AM	670	Glenwood, Ark.
KWXI-FM	98.9	Glenwood, Ark.
KHMB-FM	99.5	Hamburg, Ark.
KHOZ-AM	900	Harrison, Ark.
KHOZ-FM	102.9	Harrison, Ark.
KAWW-AM	1370	Heber Springs, Ark.
KFFA-AM	1360	Helena, Ark.
KFFA-FM	103.1	Helena, Ark.
KHPA-FM	104.9	Hope, Ark.
KKIK-FM	106.5	Horseshoe Bend, Ark.
KLAZ-FM	105.9	Hot Springs, Ark.
KEGI-FM	100.5	Jonesboro, Ark.
KABZ-FM	103.7	Little Rock, Ark.
KZHE-FM	100.5	Magnolia, Ark.
KTTG-FM	96.3	Mena, Ark.
KGPO-FM	99.9	Monticello, Ark.
KVOM-FM	101.7	Morrilton, Ark.
KCTT-FM	101.7	Mountain Home, Ark.
KOMT-FM	107.5	Mountain Home, Ark.
KDYN-AM	1540	Ozark, Ark.
KDYN-FM	96.7	Ozark, Ark.
KPOC-FM	104.1	Pocahontas, Ark.
KPOC-AM	1420	Pocahontas, Ark.
KCAB-AM	980	Russellville, Ark.
KCJC-FM	102.3	Russellville, Ark.
KSMD-FM	99.1	Searcy, Ark.
KWAK-FM	105.5	Stuttgart, Ark.
KCMC-AM	740	Texarkana, Texas
KCFO-AM	970	Tulsa, Okla.
KWYN-AM	1400	Wynne, Ark.
KWYN-FM	92.5	Wynne, Ark.

SEC Standings

	SEC		Overall	
	W	L	W	L
Kentucky	3	0	17	1
Vanderbilt	3	0	13	4
Alabama	2	1	13	4
Arkansas	2	1	13	4
Florida	2	1	14	4
Mississippi State	2	1	15	3
Auburn	1	2	11	6
LSU	1	2	11	6
Ole Miss	1	2	11	6
Tennessee	1	2	8	9
Georgia	0	3	9	8
South Carolina	0	3	8	9

January 4

Florida State 85, Auburn 56
Memphis 69, Tennessee 51

January 7

Tennessee 67, #13 Florida 56
LSU 81, Ole Miss 55
Vanderbilt 65, Auburn 35
#2 Kentucky 79, South Carolina 64
Alabama 74, Georgia 59
Arkansas 98, #15 Mississippi State 88

January 10

#19 Florida 70, Georgia 48
Vanderbilt 67, South Carolina 57

January 11

Ole Miss 71, Arkansas 63
#2 Kentucky 68, Auburn 53
Alabama 69, LSU 53

January 12

#15 Mississippi State 62, Tennessee 58

January 14

#2 Kentucky 65, Tennessee 62
Auburn 69, Ole Miss 68 ot
#20 Mississippi State 56, Alabama 52
Vanderbilt 77, Georgia 66
#19 Florida 79, South Carolina 65
Arkansas 69, LSU 60

January 17

Auburn at LSU..... 6 p.m.
Arkansas at #2 Kentucky..... 8 p.m.

January 18

Tennessee at Georgia..... 7 p.m.
Mississippi State at Ole Miss..... 8 p.m.

January 19

Vanderbilt at Alabama..... 6 p.m.

January 21

Alabama at #2 Kentucky..... 11 a.m.
South Carolina at Auburn..... 12:30 p.m.
#13 Michigan at Arkansas..... 1 p.m.
Ole Miss at Georgia..... 3 p.m.
#17 UConn at Tennessee..... 3 p.m.
LSU at #19 Florida..... 5 p.m.
Mississippi State at Vanderbilt..... 6 p.m.

Arkansas' Best Three-Point Shooter

The Razorbacks' best three-point shooter this season has been Mardracus Wade who has spent countless hours in the gym honing his craft. The sophomore from Memphis, Tenn., is hitting his long range shot at a 49 percent clip and is one of the most accurate shooters in the Southeastern Conference, in fact he ranks No. 1 in the conference in three-point accuracy as of Jan. 15. Wade is 36-of-73 from beyond the arc this year and if the season were to end today, his percentage would be the third highest in school history.

Wade Notches 20

Sophomore guard Mardracus Wade had a career night against Mississippi Valley State, or so it would seem. The Memphis, Tenn., native exceeded his career high for points in the first half on way to a 20-point game as he shot 7-of-10 from the field, 4-of-6 from three and 2-of-3 from the free throw line. He also grabbed four rebounds, had one assist and one steal without a turnover.

Tough Down the Stretch

Mardracus Wade was known as a tough perimeter defender coming out of high school and he brought that defensive intensity against Utah Valley. In the closing moments of the game with the Razorbacks down, Wade drew a pair of charge calls against the Wolverines to get the ball back for the Razorbacks. An improved shooter, Wade also knocked down the three-point basket that put Arkansas up for good with under four minutes to play.

Sophomore Love

There has been a lot of talk about Arkansas' freshmen class this year, but the sophomores have also stepped up. Rickey Scott and Mardracus Wade have combined this season to average 26.5 minutes per game, shoot 45.0 percent from the floor, hit 36.8 percent from three, 68.9 percent from the charity stripe, dish 73 assists and make 49 steals. The tandem makes up 35.5 percent of Arkansas' made three-point baskets, 27.1 percent of the points, 28.2 percent of the assists and 27.1 percent of the steals.

SEC Standings

The Razorbacks are currently tied for third in the Southeastern Conference with their 2-1 league record, just a half-game away from undefeated Kentucky and Vanderbilt who lead the way. Arkansas is tied with Alabama, Florida and Mississippi State at 2-1 as exactly half the conference is above .500 in league play. Overall, Arkansas' 13-4 record makes it one of six SEC schools to have 13 wins and all 10 of the 12 league schools have a winning record.

Winning on the Road in the SEC

Winning on the road in the Southeastern Conference is hard for any team and the numbers back that up. Since Arkansas joined the league for the 1991-92 season, SEC teams have an overall winning percentage of just 34.2 percent on the road. Those numbers are have been backed up this year as SEC road teams are 5-13 (.278).

Arkansas' Ranked Opponents

Five of Arkansas' 2011-12 opponents are currently ranked in both the Associated Press and ESPN/USA Today Coaches Polls with Kentucky (2/2) among the best in the country. Other ranked teams include UConn (13/11), Florida (17/14), Mississippi State (18/15) and Michigan (20/19). Alabama and Vanderbilt have been ranked this season but have fallen out of the top 25. The Razorbacks are 1-1 against top 25-ranked teams with a win over then No. 15/16 Mississippi State and a loss to then No. 8/10 UConn.

Interesting Fact

The Razorbacks were able to force Ole Miss into a 0-of-7 shooting night from three-point line on Wednesday. It is the first time that Arkansas has held a team without a three-point basket since Jan. 11, 2006 when the Razorbacks held LSU without a long-range basket. The Tigers were 0-of-8 in that game.

One of Three

Hunter Mickelson is one of three freshmen in the nation this year to record a block in every game his team has played. Along with Mickelson, Anthony Davis of Kentucky and TaShawn Thomas of Houston each have a block in each of his team's games. All three freshmen who have a block in each game are currently ranked in the top 27 in the nation in blocked shots per game.

Seven Blocks, Twice

Hunter Mickelson had seven blocks against Texas Southern on Dec. 30 and LSU on Jan. 14 to match the ninth best single-game performance in school history. Mickelson is one of seven Razorbacks to record at least seven blocked shots in a game and joined the elite company of Steven Hill, Oliver Miller, Delvon Johnson, Andrew Lang, Darian Townes and Nick Davis as other Arkansas players to block at least seven shots in a game. Of the 18 seven-plus block performances in school history, Mickelson's are the first by a true freshman. He is also the fifth person to block seven shots in a game at least two times.

Fourth

Hunter Mickelson's 47 blocks this season place him fourth on Arkansas' all-time list for blocked shots by a Razorback freshman. Oliver Miller holds the school record for blocks by a first-year player with 60 which he had during the 1988-89 season. The other two players ahead of Mickelson are: Steven Hill (54) and Darian Townes (48). Razorback notables that Mickelson has already passed include Chris Jeffries, Marshawn Powell, Alonzo Lane, Todd Day, Jason Jennings, Andrew Lang, Derek Hood, Vincent Hunter and Corliss Williamson.

Freshmen Producing

Arkansas' recruiting class was heralded as one of the best in the nation and Head Coach Mike Anderson cautioned the media and fans about their prospects, stating on many occasions that they hadn't played a single minute of college basketball. With conference play under way, the quartet of Devonta Abron, Rashad Madden, Hunter Mickelson and BJ Young have some time on the court and the numbers are good. The four players have combined for 558 points (42.7), 270 rebounds (41.9), 99 assists (38.2), 61 blocks (56.5) and 52 steals (32.9). They have done so on 207-of-466 (.444) from the floor, 36-of-101 (.356) from three and 108-of-161 (.671) from the free throw line.

Waithe has Career Game

Senior Marvell Waithe has been playing inspired basketball of late and the culmination of his efforts came through against Ole Miss on Jan. 11, when the Toronto, Canada, native was 6-of-10 from the field, 3-of-5 from three, grabbed four boards and had three steals. Waithe's career high 15 points, 11 in the second half, were a huge lift for the Razorbacks as they made a comeback effort.

Waithe Energy Translating to Statistics

Senior Marvell Waithe is providing Coach Anderson with a much needed role player this year and that is a guy who can come off the bench, provide a spark and energy, hit a shot and fill up a stats sheet. While his numbers may not have been awe-inspiring early, over the last eight games the former Mr. Basketball in Canada has scored 75 points (9.4 per game), grabbed 28 rebounds, hit 24-of-27 free throws (.889), has nine blocks and nine steals.

Bench Scoring

The Razorback bench has been a strength this season and that has been a big part of Arkansas' early success. When the Razorback bench outscores its opponents, which it has done 14 times in 17 games this year, Arkansas is 11-3. The Razorbacks' bench is averaging 33.3 points per game this year, 10 points per game more than Arkansas' opponents.

Leading the League

The Razorbacks are leading the Southeastern Conference in turnover margin (+4.8) and steals (9.3) this year. Arkansas also figures prominently in several other statistical categories.

Quick Facts

Location: Fayetteville, Ark.
Founded:..... 1871
Enrollment:..... 23,199
Nickname:..... Razorbacks
Colors:..... Cardinal & White

President:..... Dr. Donald R. Bobbitt
Chancellor:.....Dr. G. David Gearhart
Athletics Director:Jeff Long
Faculty Representative:.. Dr. Sharon Hunt

Conference:..... Southeastern
Arena: Bud Walton (19,200)

Head Coach:..... Mike Anderson
Assoc. Head Coach: Melvin Watkins
Asst. Coach:..... Matt Zimmerman
Asst. Coach:..... TJ Cleveland
Dir. of Operations:.....Jeff Daniels
Dir. of Student-Athlete

Development:Scotty Thurman
Video Coordinator:...Michael Anderson Jr.
Head Athletic Trainer:.....Dave England
Strength & Conditioning
Coordinator:David Deets
2010-11 Record:..... 18-13, 7-9 SEC
 3rd SEC Western Division

NCAA Tournament Bids:..... 30
NCAA Tournament Record:..... 40-29
National Championships: 1
 1994
National Runner Ups: 1
 1995
NCAA Final Fours: 6
 1941, 1945, 1978, 1990, 1994, 1995

Arkansas in the SEC/NCAA Stats

SEC as of Jan. 15 / NCAA as of Jan. 15

Category	Overall	SEC	only NCAA
Scoring Offense	3	1	35
Scoring Defense	10	10	139
Scoring Margin	3	5	37
Free Throw Percentage	8	10	157
Field Goal Percentage	7	4	149
Field Goal Pct. Def.	3	9	32
3-Point FG Pct.	5	3	140
3-Point FG Pct. Def.	3	3	49
Rebounding Offense	4	10	-
Rebounding Defense	12	12	-
Rebounding Margin	11	12	222
Blocked Shots	2	T4	10
Assists	2	1	38
Steals	1	1	13
Turnover Margin	1	1	10
Assist/Turnover Ratio	2	1	-
Off. Rebounds	4	8	-
Def. Rebounds	6	10	-
Def. Rebound Pct.	12	11	-
Off. Rebound Pct.	7	12	-
3-Point FG Made	7	3	146

National Rankings

Week 11 - Jan. 16, 2012

AP Top 25

Rk	Team	Record	Pts
1	Syracuse (60)	19-0	1,619
2	Kentucky (4)	17-1	1,558
3	Baylor (1)	17-0	1,503
4	Duke	15-2	1,380
5	Missouri	16-1	1,335
6	Ohio State	16-3	1,312
7	Kansas	14-3	1,218
8	North Carolina	15-3	1,172
9	Michigan State	15-3	1,119
10	Georgetown	14-3	884
11	Indiana	15-3	858
12	Murray State	18-0	825
13	Connecticut	14-3	807
14	UNLV	16-3	651
15	Virginia	14-2	649
16	San Diego State	15-2	621
17	Florida	14-4	596
18	Mississippi State	15-3	590
19	Creighton	16-2	471
20	Michigan	14-4	461
21	Marquette	14-4	278
22	Illinois	15-3	257
23	Louisville	14-4	208
24	Saint Mary's	17-2	167
25	Kansas State	12-4	102

RV: Vanderbilt 101, Wisconsin 90, Seton Hall 79, Gonzaga 64, New Mexico 61, Harvard 22, Cincinnati 17, Stanford 16, West Virginia 16, Alabama 10, Wichita State 3, Iona 2, Florida State 1, Northwestern 1, Wagner 1.

ESPN/USA Today Coaches Poll

Rk	Team	Record	Pts
1	Syracuse (31)	19-0	775
2	Kentucky	17-1	742
3	Baylor	17-0	714
4	Duke	15-2	654
5	Missouri	16-1	629
6	Ohio State	16-3	619
7	Kansas	14-3	591
8	North Carolina	15-3	569
9	Michigan State	15-3	509
10	Murray State	18-0	449
11	Connecticut	14-3	416
12	Georgetown	14-3	410
13	Indiana	15-3	358
14	Florida	14-4	304
15	Mississippi State	15-3	288
16	San Diego State	15-2	282
17	Virginia	14-2	269
18	Creighton	16-2	260
19	Michigan	14-4	259
20	UNLV	16-3	252
21	Louisville	14-4	130
22	Marquette	14-4	119
23	Saint Mary's	17-2	100
24	Harvard	15-2	61
25	Illinois	15-3	58

RV: Vanderbilt 47, Kansas State 46, New Mexico 41, Wisconsin 27, Middle Tennessee 21, Gonzaga 21, Seton Hall 16, West Virginia 13, Wichita State 13, Alabama 7, Nevada 3, California 2, Brigham Young 1.

Among the Nation's Best

Not only do the Razorbacks lead the Southeastern Conference in turnover margin and steals, but Arkansas is also among the national leaders in several categories. With statistics reported through games of Jan. 15, the Razorbacks' turnover margin +4.8 ranks 10th in the nation as does its blocked shots per game average of 6.4. Arkansas also ranks in the top 30 in steals per game (13th, 9.3).

Welcome Home Anderson

On March 23, 2011, the Razorbacks welcomed home Mike Anderson when the University named him the 12th head coach in school history. Anderson spent 17 years at Arkansas as a volunteer, assistant and assistant head coach with longtime mentor Nolan Richardson. Anderson's introductory press conference brought more than 5,000 fans, media, friends and family to Bud Walton Arena on a Saturday with dismal weather. The outpouring of support was not lost on Anderson as he has regularly talked about how much it meant to him and about how he wasn't surprised because of the passion that he knows the Razorback Nation has.

Anderson Tidbits

- 77 wins over the last three seasons at Missouri
- 2009 NABC National Coach of the Year
- 2009 Clair Bee Coach of the Year
- 2009 United States Olympic Trials Court Coach
- 2009 Biggest Turnaround in College Basketball (+15 wins)
- Led Missouri to a school record 31 wins in 2008-09
- Led Missouri to its first-ever Big 12 Tournament Championship
- Led Missouri to its fourth NCAA Elite 8 appearance in school history
- Six career NCAA Tournament appearances as a head coach
- Taken two programs to the Sweet 16
- Guided Missouri to its highest final national ranking (#8/#9) since the 1993-94
- Winningest coach after three seasons in Missouri history with 65 wins, an average of 21.6 per year
- His 2010-11 team ranked No. 2 in the nation in steals per game (9.7) and turnover margin (5.4), 10th in the country in scoring offense and among the top 30 in four other categories.

Receiving Votes

Thanks to its upset of No. 15/16 Mississippi State on Jan. 7, the Arkansas basketball team earned 11 points in the Associated Press Top 25 poll released on Jan. 9. It was the first time that Arkansas had received points in the AP poll since Jan. 19 of the 2008-09 season when it had six points.

The Streak Continues

Arkansas' streak of three-point basket made continues and increased to 755 games against LSU. The Razorbacks currently have the sixth longest active streak in the nation. Arkansas made at least one three in every game it played in the decade of the '90s and '00s. The last time that Arkansas failed to hit a three-point basket was Jan. 7, 1989, when Arkansas defeated Texas in Austin, 99-92. The Razorbacks attempted just two three pointers in the contest. The Razorbacks have played 832 games since the three-pointer was added to college basketball and failed to make a three only six times. The Razorbacks won each of those contests.

Current Active Three-Point Baskets Made Streaks

1.	UNLV	824	Next: TCU 1/18
2.	Vanderbilt	813	Next: Alabama 1/19
3.	Kentucky	805	Next: Arkansas 1/17
4.	Duke	784	Next: Wake Forest 1/19
5.	Western Kentucky	756	Next: Arkansas-Little Rock 1/21
6.	Arkansas	755	Next: Kentucky 1/17
7.	Oakland	720	Next: Southern Utah 1/19
8.	Princeton	714	Next: Pennsylvania 1/30

Five 20-Point Scorers this Year

Julysses Nobles became the fifth 20-plus point scorer of the year for the Razorbacks when he dropped 24 on Mississippi State on Jan. 7. Arkansas has had seven 20-plus point games this year led by freshman BJ Young who has three (28 vs. UConn, 24 vs. Miss. St., 24 vs. Southeastern La.). Junior Marshawn Powell was the first to tally 20-plus when he scored 20 against Oakland on Nov. 16. Sophomore Mardracus Wade was next with a 20-point game against Mississippi Valley State on Nov. 30. Scott was the fourth with 23 points against Charlotte and Nobles the last with his game against Mississippi State.

One of Three - Part Two

The Razorbacks are one of three teams in the SEC to have five players score at least 20 points in a game. The only other teams are Kentucky and LSU.

Undefeated at Bud Walton

The Razorbacks may have lost a "home" game at Verizon Arena in North Little Rock, but Arkansas remains undefeated on their true home court at Bud Walton Arena. The Razorbacks are 13-0 at the Basketball Palace of Mid-America in 2011-12 and all-time have a record of 250-62 (.801) on the court which opened for the 1993-94 season. Arkansas victory over LSU ensured that the 2011-12 Razorbacks would have at a minimum, the third best home start to a season since the building opened. Only two teams have ever gone undefeated at Bud Walton Arena (1997-98, 1993-94).

Mike'd Up with Mike Anderson

Mike Anderson's weekly radio show began on Monday, Dec. 5, at 7 p.m. at Louie's Grill and Bar on Joyce Street in Fayetteville. The 12-show schedule runs weekly through the Southeastern Conference Tournament in early March. The show provides fans an opportunity to interact with Coach Anderson and Razorback student-athletes at Louie's on the night of the event or just listen to insight into the Arkansas program from the ultimate insider, the head coach. ** THERE IS NO SHOW SCHEDULED FOR JAN. 16, THE NEXT SHOW IS SET FOR JAN. 23 **

Razorbacks Ink Three to Letters of Intent

The Razorbacks signed three players to national letters of intent on the first day of the fall signing period on Wednesday, Nov. 8. Included in the class are 6-8 forward JaCorey Williams of Birmingham, Ala.; 6-5 guard Michael Qualls of Shreveport, La.; and 6-3 guard Anthlon Bell of Bartlett, Tenn.

Free Throws

The Razorbacks have been a bit of Jekyll and Hyde when it comes to free throws this year and it has shown in the win-loss column. As a team, the Razorbacks are 9-1 when they shoot better than 70 percent from the charity stripe, but just 4-3 when they are below 70 percent. Arkansas' lone loss when hitting a high percentage of free throws came against Oklahoma. Over the six games prior to Ole Miss, the Razorbacks were 134-of-177 (.757) from the free throw line, but are just 55.6 percent (25-of-45) over the last two games.

First Time Ever?

While we can't say for sure that it was the first time ever, we can say that when Arkansas' four freshmen scored in double figures against Grambling State on Nov. 26, it was the first time since the 1991-92 season that four true freshmen tallied double digits in the same game. Arkansas had played 650 games since the beginning of the 1991-92 season through the Grambling State contest and Arkansas had at least four players score in double figures in 263 of those.

Non-Conference Home Winning Streak

The Razorbacks have won 21 straight non-conference games at Bud Walton Arena. Arkansas' last non-conference loss came against No. 2 Texas, 96-85, on Jan. 5, 2010.

The Hair

Senior Michael Sanchez is quickly getting known for his hair and for good reason. The Springdale, Ark., native is growing it out for Locks of Love, an organization which provides hairpieces to children under 21 who have lost their hair to illness. ESPN.com's Dana O'Neil wrote a piece about Sanchez and his effort on Wednesday, Dec. 14. To read the article, go to the following URL: http://espn.go.com/mens-college-basketball/story/_/id/7350483/arkansas-razorbacks-michael-sanchez-pays-forward-college-basketball

Game Leaders

Scoring Leader

	'12	'11	'10	'09	Tot.
Madden	1	-	-	-	1
Nobles	2	2	-	-	4
Powell	2	7	10	-	19
Scott	3	-	-	-	3
Wade	3	-	-	-	3
Waithe	1	-	-	-	1
Young	7	-	-	-	7

Rebounding Leader

	'12	'11	'10	'09	Tot.
Abrun	4	-	-	-	4
Madden	2	-	-	-	2
Mickelson	2	-	-	-	2
Nobles	2	1	-	-	3
Powell	1	6	12	-	19
Sanchez	1	-	-	4	5
Scott	3	-	-	-	3
Waithe	1	4	-	-	5
Young	2	-	-	-	2

Assist Leader

	'12	'11	'10	'09	Tot.
Madden	3	-	-	-	3
Mickelson	1	-	-	-	1
Nobles	7	17	6	-	30
Powell	-	3	-	-	3
Scott	4	2	-	-	6
Wade	2	1	-	-	3
Young	4	-	-	-	4

Double Figure Scoring

	'12	'11	'10	'09	Tot.
Abrun	3	-	-	-	3
Madden	5	-	-	-	5
Mickelson	2	-	-	-	2
Nobles	7	11	3	-	21
Powell	2	15	23	-	40
Sanchez	2	1	-	6	9
Scott	9	-	-	-	9
Wade	11	1	-	-	12
Waithe	4	2	-	-	6
Young	13	-	-	-	13

20-point Games

	'12	'11	'10	'09	Tot.
Nobles	1	-	-	-	1
Powell	1	2	7	-	10
Sanchez	-	1	-	-	1
Scott	1	-	-	-	1
Wade	1	-	-	-	1
Young	3	-	-	-	3

Double-Figure Rebounds

	'12	'11	'10	'09	Tot.
Abrun	3	-	-	-	3
Powell	-	4	4	-	8
Sanchez	-	-	-	4	4
Waithe	-	1	-	-	1
Young	1	-	-	-	1



HEAD COACH MIKE ANDERSON

The Razorback Nation welcomed home one of its own on March 23, 2011, when Mike Anderson was named the 12th head men's basketball coach in Arkansas history. A longtime assistant and associate head coach at Arkansas, Anderson spent nine years as a head coach at the University of Alabama-Birmingham and Missouri, before returning to the Razorbacks. He is now charged with bringing back the winning tradition that was syn-

onymous with the Razorback program throughout the decades of the '80s and '90s.

"It is a tremendous honor to be named the head men's basketball coach at the University of Arkansas," Anderson said. "I am extremely excited to once again be a part of this special University and Razorback Athletics. With the continued passionate support of all Razorback fans, I am confident that we will have the opportunity to succeed on and off the court and continue to build on the University of Arkansas' championship tradition."

Over the past five years, Anderson was the head coach at Missouri where he inherited a program that had been sub-.500 for two consecutive years and had the Tigers dancing to the Sweet 16 three years later. He guided Missouri to an overall record of 111-57 (.661) with 13 wins over ranked opponents, four NCAA Tournament victories and a 75-13 mark at home.

Adapting his style of play from his mentor and Hall of Fame coach, Nolan Richardson, Anderson's teams are known for playing "The Fastest 40 Minutes in Basketball." His up-tempo style and tough defense allowed Missouri to make the biggest turnaround in college basketball during the 2008-09 season when the Tigers went from 16-16 in Anderson's second season to 31-7 a year later. The turnaround of the Missouri program was not lost on the national pundits as he was named the National Association of Basketball Coaches (NABC) National Coach of the Year and the Clair Bee Coach of the Year in 2009 after he led the Tigers to the Big 12 Tournament championship and NCAA Tournament Elite 8.

Anderson's teams are regulars among the nation's elite in several statistical categories and his up-tempo game plan keeps opponents and fans alike on their toes. The 2010-11 Missouri Tigers ranked No. 2 in the nation in steals per game (9.7) and turnover margin (5.4), 10th in the country in scoring offense (80.8) and among the top 30 in four other categories (scoring margin, assists per game, assist-turnover ratio, blocked shots per game).

Anderson guided Missouri to the NCAA Tournament in each of his final three years with the program. His 2008-09 squad marched all the way to the Elite 8 before falling to Connecticut and along the way defeated nationally ranked Marquette and Memphis. He returned the Tigers to the post season in 2009-10, leading Mizzou to the second round of the tournament and completed the trifecta with a second round exit in 2010-11.

Missouri's success is due in large part to Anderson and his coaching staff who searched for the best talent available to fill the needs of "The Fastest 40 Minutes in Basketball." That search led to back-to-back Big 12 Newcomers of the Year, Missouri's first Big 12 Defensive Player of the Year and Sixth Man of the Year and multiple All-Big 12 honors. Missouri's 2010 recruiting class was the best in the Big 12 and ranked in the top 10 in the nation by every recruiting service.

Now known as a builder of programs, Anderson's first head coaching stop was at UAB where in four years he amassed an 89-41 (.685) record with the Blazers. His teams made four consecutive post season appearances including three NCAA Tournament runs and his 2003-04 squad went all the way to the Sweet 16 as it defeated No. 2 Kentucky in the second round.

MIKE ANDERSON QUICK FACTS

Born: Dec. 12, 1959

Family: wife - Marcheita; children - Darcheita, Michael Jr., Yvonne

Named Head Coach at Arkansas: March 23, 2011

Years of D-I Collegiate Head Coaching Exp.: 9

Head Coaching Record:

213-102 (.676), nine-plus years, 2002-12
111-57 (.661) in five years at Missouri, 2006-11
89-41 (.685) in four years at Ala.-Birmingham, 2002-06

Coaching Honors

Missouri - 2009 NABC National Coach of the Year, 2009 Clair Bee Coach of the Year, 2009 U.S. Olympic Trials court coach

UAB - 2004 C-USA Coach of the Year

Coaching History:

2011-Present - Arkansas, head coach
2006-11 - Missouri, head coach
2002-06 - Alabama-Birmingham, head coach
1985-02 - Arkansas, assistant coach
Assist. head coach (00-02), Asst. coach (89-00), volunteer asst. coach (85-89)
1982-85 - Tulsa, volunteer assistant coach

Season Records and Post-Season Experience as a Collegiate Coach:

Missouri (Head Coach)

2011 (23-11) - NCAA 2nd rd
2010 (23-11) - NCAA 2nd rd
2009 (31-7) - NCAA Elite 8
2008 (16-16)
2007 (18-12)

Alabama-Birmingham (Head Coach)

2006 (24-7) - NCAA 1st rd
2005 (22-11) - NCAA 2nd rd
2004 (22-10) - NCAA Sweet 16, C-USA Co-Champions
2003 (21-13) - NIT Quarterfinals

Arkansas (Assistant Coach)

2002 (14-15)
2001 (20-11) - NCAA 1st rd
2000 (19-15) - NCAA 1st rd, SEC Tournament Champ.
1999 (23-11) - NCAA 2nd rd
1998 (24-9) - NCAA 2nd rd
1997 (18-14) - NIT runner-up
1996 (20-13) - NCAA Sweet 16
1995 (32-7) - NCAA runner-up, SEC West Champion
1994 (31-3) - National Champions, SEC Champion
1993 (22-9) - NCAA Sweet 16
1992 (26-8) - NCAA 2nd rd, SEC Champion
1991 (34-4) - NCAA Elite 8, SWC Champion
1990 (30-5) - NCAA Final Four, SWC Champion
1989 (25-7) - NCAA 2nd rd, SWC Champion
1988 (21-9) - NCAA 1st rd
1987 (19-14) - NIT 2nd rd
1986 (12-16)

Tulsa (Assistant Coach)

1985 (23-6) - NCAA 1st rd
1984 (27-4) - NCAA 1st rd
1983 (19-12) - NIT 1st rd

Player History:

1981-82 - Tulsa, two-year letterman
1980-81 - Jefferson (Ala.) Junior College
1976-79 - Jackson Olin (Ala.) High School

Education:

1982 - Tulsa
1979 - Jackson Olin (Ala.) High School

He was named the Ray Meyer Conference USA Coach of the Year in 2004 after leading the Blazers to an overall record of 22-10 and a share of the league's regular season championship. UAB's first round NCAA Tournament victory over Washington that season was the Blazer's first since the 1986 season and the Sweet 16 run was a first since the 1981 UAB season.

While many believed that UAB would be rebuilding following its run to the Sweet 16, Anderson and his coaches went back to work developing talent and recruiting and produced a 22-11 record the following year. The Blazers advanced to the second round of the NCAA Tournament and defeated Southeastern Conference Western Division Champion, LSU, in the first round of the Big Dance.

Anderson's success at both UAB and Missouri made him the ideal candidate to fill Arkansas' coaching vacancy when it opened. A 10-day search ended when Vice Chancellor and Director of Athletics Jeff Long made his hiring official on the evening of March 23.

"We are extremely excited to welcome home Mike Anderson to the University of Arkansas as our new head men's basketball coach," Long said. "Mike is one of the outstanding head coaches in college basketball. His teams play an exciting brand of basketball that has already proven successful at both UAB and Missouri.

"Under Mike's leadership, I am confident the Razorbacks will be successful in the future on and off the court. The decision to hire Mike Anderson as head coach is based on my firm belief that he is the right person to lead the Razorback program today and in the years to come."

A part of the history and tradition that is Arkansas basketball, Anderson was a volunteer assistant, assistant, recruiting coordinator and assistant head coach over 17 seasons with the Arkansas basketball program with Richardson. During that run, the Razorbacks made 15 post season appearances, five Sweet 16s, four Elite 8s, three Final Fours, finished as National runner-up in 1995 and won the NCAA Tournament in 1994.

Anderson was a part of perhaps the greatest run of basketball in Arkansas history as it matched many of the biggest names in the sport in total wins, NCAA Tournament appearances and Final Fours. The Razorbacks won five outright conference championships in his 17 years on the bench, won an SEC Western Division title as well as Arkansas' only SEC Tournament Championship in 2000.

Anderson's coaching career began as a volunteer assistant coach at his alma mater, Tulsa, where he worked with Richardson for three years before moving to Arkansas. His teams were 69-22 (.758) in those three seasons and earned two NCAA Tournament berths.

He played two seasons for Tulsa after transferring to the Golden Hurricane program from Jefferson (Ala.) Junior College. A two-year starter, Anderson averaged 12 points per game. His hard-nosed play helped Tulsa win the NIT Championship in 1981 and make the NCAA Tournament in 1982. He earned his degree in Education in the spring of '82 from Tulsa.

Born in Birmingham, Ala., Anderson was an all-state and all-city guard at Jackson Olin High School. He averaged 19 points as a senior and took his team to the state semifinals as a junior.

Anderson and his wife Marcheita have four children; Darcheita (husband Keith), Michael Jr., Yvonne and Suney and four grandchildren, Aiyanna, Mikayla, Kaila and Anderson Keith. Michael Jr., is a recent graduate of Missouri where he played for his father and Yvonne is a junior point guard at the University of Texas and was the Missouri High School Player of the Year in 2008.

MIKE ANDERSON'S RECORD

Overall:213-102 (.676)	In Overtime Games: 4-5
<i>Home:</i> 141-24	<i>at Arkansas:</i> 0-0
<i>Away:</i> 39-57	<i>Home:</i> 3-0, 0-0 at Ark.
<i>Neutral:</i> 33-21	<i>Away:</i> 1-4, 0-0 at Ark.
At Arkansas:13-4 (.765)	<i>Neutral:</i> 0-1, 0-0 at Ark.
<i>Home:</i> 13-1	Conference Games: 87-58
<i>Away:</i> 0-3	<i>at Arkansas:</i> 2-1
<i>Neutral:</i> 0-0	<i>Home:</i> 56-17, 2-0 at Ark.
At Missouri:111-57 (.661)	<i>Away:</i> 31-41, 0-1 at Ark.
<i>Home:</i> 79-11	Conference Tournaments: ..11-8
<i>Away:</i> 16-32	<i>at Arkansas:</i> 0-0
<i>Neutral:</i> 16-14	NCAA Tournaments: 7-6
At UAB: 89-41 (.685)	<i>at Arkansas:</i> 0-0
<i>Home:</i> 51-9	Scoring Below 50 Points: 0-2
<i>Away:</i> 23-24	<i>Home:</i> 0-0, 0-0 at Ark.
<i>Neutral:</i> 15-8	<i>Away:</i> 0-2, 0-0 at Ark.
In Season-Openers: 10-0	<i>Neutral:</i> 0-0, 0-0 at Ark.
<i>at Arkansas:</i> 1-0	Scoring 50-59 Points: 2-14
<i>Home:</i> 9-0, 1-0 at Ark.	<i>at Arkansas:</i> 0-0
<i>Away:</i> 0-0, 0-0 at Ark.	<i>Home:</i> 0-4, 0-0 at Ark.
<i>Neutral:</i> 1-0, 0-0 at Ark.	<i>Away:</i> 1-6, 0-0 at Ark.
In Home Openers: 10-0	<i>Neutral:</i> 1-4, 0-0 at Ark.
<i>at Arkansas:</i> 1-0	Scoring 60-69 Points: 29-36
In Road Openers: 5-5	<i>at Arkansas:</i> 3-3
<i>(road or neutral)</i>	<i>Home:</i> 13-10, 3-1 at Ark.
<i>at Arkansas:</i> 0-1	<i>Away:</i> 11-19, 0-2 at Ark.
In Conference Openers: 6-4	<i>Neutral:</i> 5-7, 0-0 at Ark.
<i>at Arkansas:</i> 1-0	Scoring 70-79 Points: 55-34
<i>Home:</i> 6-1, 1-0 at Ark.	<i>at Arkansas:</i> 3-1
<i>Away:</i> 0-3, 0-0 at Ark.	<i>Home:</i> 32-9, 2-1 at Ark.
In Conference Home Openers: ..8-2	<i>Away:</i> 15-17, 1-0 at Ark.
<i>at Arkansas:</i> 1-0	<i>Neutral:</i> 8-8, 0-0 at Ark.
In Conference Road Openers: .. 4-6	Scoring 80-89 Points: 79-14
<i>at Arkansas:</i> 0-1	<i>at Arkansas:</i> 4-0
Against Ranked Teams: ...17-35	<i>Home:</i> 54-2, 4-0 at Ark.
<i>at Arkansas:</i> 1-1	<i>Away:</i> 11-10, 0-0 at Ark.
<i>Home:</i> 9-9, 1-0 at Ark.	<i>Neutral:</i> 14-2, 0-0 at Ark.
<i>Away:</i> 2-19, 0-1 at Ark.	Scoring 90-99 Points: 35-1
<i>Neutral:</i> 6-7, 0-0 at Ark.	<i>at Arkansas:</i> 3-0
One-Possession Games: ... 24-22	<i>Home:</i> 32-0, 3-0 at Ark.
<i>(three points or less)</i>	<i>Away:</i> 2-1, 0-0 at Ark.
<i>at Arkansas:</i> 0-0	<i>Neutral:</i> 1-0, 0-0 at Ark.
<i>Home:</i> 10-5, 0-0 at Ark.	Scoring 100 or More Points: ..13-1
<i>Away:</i> 9-13, 0-0 at Ark.	<i>at Arkansas:</i> 0-0
<i>Neutral:</i> 6-7, 0-0 at Ark.	<i>Home:</i> 9-0, 0-0 at Ark.
In Games Decided by Five	<i>Away:</i> 0-1, 0-0 at Ark.
Points or Less: 33-37	<i>Neutral:</i> 4-0, 0-0 at Ark.
<i>at Arkansas:</i> 0-0	
<i>Home:</i> 14-10, 0-0 at Ark.	
<i>Away:</i> 13-19, 0-0 at Ark.	
<i>Neutral:</i> 6-8, 0-0 at Ark.	

MIKE ANDERSON AGAINST ALL OPPONENTS

	Record	Home/Away/Neutral	Last Meeting (W or L)		Record	Home/Away/Neutral	Last Meeting (W or L)
Air Force	1-0	0-0/0-0/1-0	2003 L	Missouri-Kansas City	2-0	2-0/0-0/0-0	2010 W
Alabama A&M	3-0	3-0/0-0/0-0	2005 W	Murray State	2-0	2-0/0-0/0-0	2009 W
Alcorn State	1-0	1-0/0-0/0-0	2006 W	Nebraska	7-7	4-2/3-3/0-2	2011 L
Arizona	0-1	0-0/0-0/0-1	2005 L	Nicholls State	1-0	1-0/0-0/0-0	2003 W
Arkansas	1-1	1-0/0-1/0-0	2008 L	North Alabama	1-0	1-0/0-0/0-0	2011 W
Arkansas-Pine Bluff	3-0	3-0/0-0/0-0	2011 W	North Carolina A&T	2-0	2-0/0-0/0-0	2008 W
Army	1-0	1-0/0-0/0-0	2007 W	North Florida	1-0	1-0/0-0/0-0	2011 W
Austin Peay	1-0	1-0/0-0/0-0	2010 W	Northern Illinois	1-0	1-0/0-0/0-0	2011 W
Baylor	4-3	3-0/0-2/1-1	2011 W	Oakland	1-0	1-0/0-0/0-0	2012 W
Belmont	1-0	1-0/0-0/0-0	2005 W	Oklahoma	3-3	3-0/0-3/0-0	2012 W
Birmingham-Southern	2-0	2-0/0-0/0-0	2004 W	Oklahoma State	5-3	2-1/2-2/1-0	2011 L
California	1-1	1-0/0-1-0-0	2009 W	Old Dominion	3-0	3-0/0-0/0-0	2011 W
Centenary	2-0	2-0/0-0/0-0	2009 W	Oral Roberts	3-1	2-0/0-1/1-0	2011 W
Central Arkansas	1-0	1-0/0-0/0-0	2011 W	Oregon	2-0	1-0/1-0/0-0	2011 W
Central Florida	1-0	0-0/1-0/0-0	2006 W	Prairie View A&M	1-0	1-0/0-0/0-0	2008 W
Central Michigan	1-0	1-0/0-0/0-0	2008 W	Presbyterian	1-0	1-0/0-0/0-0	2011 W
Charlotte	4-2	1-2/1-0/2-0	2005 L	Purdue	1-1	1-0/0-1/0-0	2008 W
Chattanooga	3-0	1-0/0-0/2-0	2010 W	Rice	1-0	0-0/1-0/0-0	2006 W
Cincinnati	1-3	1-0/0-2/0-1	2011 L	Richmond	1-3	1-1/0-2/0-0	2010 L
Clemson	2-0	0-0/0-0/2-0	2010 W	Saint Louis	3-0	1-0/1-0/1-0	2005 W
Colorado	9-1	5-0/4-1/0-0	2011 W	Savannah State	2-0	2-0/0-0/0-0	2012 W
Columbia	1-0	0-0/0-0/1-0	2003 W	Siena	1-0	0-0/1-0/0-0	2003 W
Connecticut	0-2	0-0/0-1/0-1	2012 L	SIU-Edwardsville	1-0	1-0/0-0/0-0	2009 W
Coppin State	3-0	3-0/0-0/0-0	2009 W	SMU	2-0	0-0/1-0/1-0	2006 W
Cornell	1-0	0-0/0-0/1-0	2009 W	South Alabama	2-0	1-0/1-0/0-0	2005 W
Davidson	1-0	1-0/0-0/0-0	2007 W	South Carolina State	1-0	1-0/0-0/0-0	2006 W
DePaul	3-3	2-0/0-2/1-1	2006 L	South Florida	7-0	3-0/4-0/0-0	2006 W
East Carolina	4-1	2-1/2-0/0-0	2006 W	Southeastern Louisiana	1-0	1-0/0-0/0-0	2012 W
Eastern Kentucky	1-0	1-0/0-0/0-0	2012 W	Southern	2-0	2-0/0-0/0-0	2008 W
Evansville	1-0	1-0/0-0/0-0	2007 W	Southern California	1-1	0-0/0-0/1-1	2009 W
Fairfield	1-0	0-0/0-0/1-0	2009 W	Southern Miss	5-1	3-0/2-1/0-0	2006 W
Fairleigh Dickinson	1-0	1-0/0-0/0-0	2010 W	St. John's	0-1	0-0/0-1/0-0	2003 L
Fordham	1-0	1-0/0-0/0-0	2008 W	Stephen F. Austin	1-0	1-0/0-0/0-0	2007 W
Georgetown	0-1	0-0/0-1/0-0	2011 L	Stetson	2-0	2-0/0-0/0-0	2009 W
Georgia	2-0	1-0/1-0/0-0	2010 W	TCU	3-0	2-0/1-1/0-0	2005 L
Georgia Southern	1-0	1-0/0-0/0-0	2004 W	Tennessee-Martin	1-0	1-0/0-0/0-0	2010 W
Grambling State	1-0	1-0/0-0/0-0	2012 W	Texas	3-2	2-0/1-2/0-0	2011 L
Houston	5-1	3-1/2-0/0-0	2012 L	Texas-El Paso	1-1	0-0/0-1/1-0	2006 W
Illinois	2-3	0-0/0-0/2-3	2011 W	Texas-Pan American	1-0	0-0/0-0/1-0	2010 W
Iowa State	8-2	4-1/4-1/0-0	2011 W	Texas A&M	0-6	0-2/0-3/0-1	2011 L
Kansas	1-10	1-5/0-4/0-1	2011 L	Texas A&M-Corpus Christi	1-0	1-0/0-0/0-0	2003 W
Kansas State	4-6	4-1/0-5/0-0	2011 L	Texas Southern	1-0	1-0/0-0/0-0	2012 W
Kentucky	1-1	0-0/0-0/1-1	2006 L	Texas Tech	6-1	3-0/1-1/2-0	2011 W
La Salle	1-0	0-0/0-0/1-0	2011 W	Tulane	3-4	3-1/0-3/0-0	2006 W
Lipscomb	1-0	1-0/0-0/0-0	2007 W	Tulsa	1-0	1-0/0-0/0-0	2006 W
Louisiana-Lafayette	1-0	1-0/0-0/0-0	2003 W	UNLV	0-1	0-0/0-1/0-0	2003 L
Louisiana Tech	3-0	3-0/0-0/0-0	2012 W	USC Upstate	1-0	1-0/0-0/0-0	2012 W
Louisville	0-4	0-1/0-1/0-2	2005 L	Utah Valley	1-0	1-0/0-0/0-0	2012 W
LSU	2-1	1-0/0-0/1-1	2012 W	Valdosta State	1-0	1-0/0-0/0-0	2006 W
Marquette	4-1	1-0/1-1/2-0	2009 W	Vanderbilt	1-1	1-0/0-1/0-0	2011 W
Marshall	3-1	1-1/2-0/0-0	2006 W	Virginia Commonwealth	3-0	2-0/1-0/0-0	2006 W
Maryland	1-0	0-0/0-0/1-0	2008 W	Washington	1-0	0-0/0-0/1-0	2004 W
Massachusetts	1-0	0-0/0-0/1-0	2006 W	West Alabama	1-0	1-0/0-0/0-0	2003 W
McNeese State	1-0	1-0/0-0/0-0	2008 W	West Virginia	0-1	0-0/0-0/0-1	2010 L
Memphis	3-5	2-2/0-3/1-0	2009 W	Western Illinois	2-0	2-0/0-0/0-0	2011 W
Michigan State	0-1	0-0/0-0/0-1	2008 L	Western Kentucky	0-1	0-1/0-0/0-0	2006 L
Minnesota	0-1	0-0/0-1/0-0	2006 L	Western Michigan	0-1	0-0/0-0/0-1	2004 L
Mississippi	0-1	0-0/0-1/0-0	2012 L	Wyoming	1-0	0-0/0-0/1-0	2011 W
Mississippi State	2-3	2-1/0-2/0-0	2012 W	Xavier	0-1	0-0/0-0/0-1	2009 L
Mississippi Valley State	1-0	1-0/0-0/0-0	2012 W				



Rashad Madden
6-5 • Fr. • G • Lepanto, Ark.

#00

Pts.7.3
Reb.3.9
Ast.2.00
A/TO ...1.41



Mardracus Wade
6-2 • So. • G • Memphis, Tenn.

#1


Pts.11.0
Reb.2.3
Ast.1.65
A/TO ...1.12



Rickey Scott
6-3 • So. • G • Irving, Texas

#3

Pts.9.8
Reb.3.6
Ast.2.65
A/TO ...1.80



Devonta Abron
6-8 • Fr. • F • Seagoville, Texas

#4


Pts.5.9
Reb.5.2
Ast.0.76
A/TO ...0.76



BJ Young
6-3 • Fr. • G • St. Louis, Mo.

#11

Pts.15.0
Reb.3.0
Ast.2.29
A/TO ...1.03



Matt Thompson
6-4 • Fr. • G • Plano, Texas

#14


Pts.1.0
Reb.0.7
Ast.0.33
A/TO ...99.0



Kikko Haydar
5-10 • So. • G • Fayetteville, Ark.

#20

Pts.0.5
Reb.0.6
Ast.0.36
A/TO ...1.00



Hunter Mickelson
6-10 • Fr. • F • Jonesboro, Ark.

#21

Pts.4.6
Reb.3.8
Ast.0.76
A/TO ...0.65



Marvell Waithe
6-9 • Sr. • F • Toronto, Canada

#22

Pts.6.4
Reb.3.4
Ast.0.71
A/TO ...0.92



Julysses Nobles
6-1 • Jr. • G • Jackson, Miss.

#23

Pts.9.4
Reb.4.0
Ast.3.59
A/TO ...1.91



Michael Sanchez
6-9 • Sr. • F • Springdale, Ark.

#31

Pts.4.6
Reb.3.5
Ast.0.35
A/TO ...0.27



Marshawn Powell
6-7 • Jr. • F • Newport News, Va.

#33

Pts.19.5
Reb.6.0
Ast.1.50
A/TO ...0.38

Alphabetical

No.	Player	Pos.	Ht.	Wt.	Class-Exp.	Hometown (Previous School)
4	Devonta Abron	F	6-8	250	FR-HS	Seagoville, Texas (Seagoville HS)
20	Kikko Haydar	G	5-10	165	SO-1L	Fayetteville, Ark. (Fayetteville HS)
5	Charlie Henderson	F	6-5	190	SO-TR	Columbia, Mo. (Rock Bridge HS/Westminster College)
00	Rashad Madden	G	6-5	178	FR-HS	Lepanto, Ark. (East Poinsett County)
21	Hunter Mickelson	F	6-10	234	FR-HS	Jonesboro, Ark. (Westside HS)
23	Julysses Nobles	G	6-1	193	JR-2L	Jackson, Miss. (Callaway HS)
33	Marshawn Powell	F	6-7	227	JR-2L	Newport News, Va. (The Miller [Charlottesville, Va.] School)
31	Michael Sanchez	F	6-9	235	SR-3L	Springdale, Ark. (Har-Ber HS)
3	Rickey Scott	G	6-3	195	SO-1L	Irving, Texas (MacArthur HS)
15	Davion Spivey	G	6-2	208	SO-TR	Ruston, La. (Ruston HS/Holmes CC)
14	Matt Thompson	G	6-4	186	FR-HS	Plano, Texas (John Paul II HS)
1	Mardracus Wade	G	6-2	178	SO-1L	Memphis, Tenn. (Hargrave [Va.] Military)
22	Marvell Waithe	F	6-9	195	SR-1L	Toronto, Canada (Sir Wilfrid Laurier CI, Tallahassee CC)
11	BJ Young	G	6-3	175	FR-HS	St. Louis, Mo. (McCluer North HS)

Numerical

No.	Player	Pos.	Ht.	Wt.	Class-Exp.	Hometown (Previous School)
00	Rashad Madden	G	6-5	178	FR-HS	Lepanto, Ark. (East Poinsett County)
1	Mardracus Wade	G	6-2	178	SO-1L	Memphis, Tenn. (Hargrave [Va.] Military)
3	Rickey Scott	G	6-3	195	SO-1L	Irving, Texas (MacArthur HS)
4	Devonta Abron	F	6-8	250	FR-HS	Seagoville, Texas (Seagoville HS)
5	Charlie Henderson	F	6-5	190	SO-TR	Columbia, Mo. (Rock Bridge HS/Westminster College)
11	BJ Young	G	6-3	175	FR-HS	St. Louis, Mo. (McCluer North HS)
14	Matt Thompson	G	6-4	186	FR-HS	Plano, Texas (John Paul II HS)
15	Davion Spivey	G	6-2	208	SO-TR	Ruston, La. (Ruston HS/Holmes CC)
20	Kikko Haydar	G	5-10	165	SO-1L	Fayetteville, Ark. (Fayetteville HS)
21	Hunter Mickelson	F	6-10	234	FR-HS	Jonesboro, Ark. (Westside HS)
22	Marvell Waithe	F	6-9	195	SR-1L	Toronto, Canada (Sir Wilfrid Laurier CI, Tallahassee CC)
23	Julysses Nobles	G	6-1	193	JR-2L	Jackson, Miss. (Callaway HS)
31	Michael Sanchez	F	6-9	235	SR-3L	Springdale, Ark. (Har-Ber HS)
33	Marshawn Powell	F	6-7	227	JR-2L	Newport News, Va. (The Miller [Charlottesville, Va.] School)

Coaches and Staff

Head Coach:.....	Mike Anderson (Tulsa, 1982)
Associate Head Coach:.....	Melvin Watkins (Charlotte, 1977)
Assistant Coach:.....	Matt Zimmerman (Arkansas, 1990)
Assistant Coach:.....	TJ Cleveland (Arkansas, 2002)
Director of Basketball Operations:.....	Jeff Daniels
Director of Student-Athlete Development:	Scotty Thurman
Video Coordinator:	Michael Anderson Jr.
Coordinator of Basketball Operations:	Will Bartlett
Athletic Trainer:	Dave England

Pronunciation Guide

Devonta Abron	De-VON-tay	A-brun
Kikko Haydar	KEY-co	High-dar
Charlie Henderson	---	---
Rashad "Ky" Madden	---	---
Hunter Mickelson	---	---
Julysses Nobles	Jew-LISS-is	---
Marshawn Powell	Mar-SHAWN	---
Michael Sanchez	---	---
Rickey Scott	---	---
Davion Spivey	DA-vee-on	SPY-vee
Matt Thompson	---	---
Mardracus Wade	Mar-DRE-cus	---
Marvell Waithe	Mar-VELLE	WAITH
BJ Young	---	---



DEVONTA ABRON

#4

Forward • 6-8 • 250 • Freshman • HS
Seagoville, Texas (Seagoville HS)

2011-12 Notes: Scored eight points and grabbed a game/career high 16 rebounds against No. 8 Connecticut including 12 offensive rebounds ... first person to grab 12 offensive rebounds in a game since Dionisio Gomez grabbed 12 vs. Georgia on 1/18/03 ... made his first career start against Utah Valley and responded with a then career high eight points, five rebounds and three steals ... led Arkansas in rebounding four times ... made 14 straight free throws between the Oklahoma and Charlotte games ... back-to-back double digit scoring games against Grambling State and Miss. Valley State ... career high 13 points, on 5-of-6 shooting, with career best six boards, three assists and two blocks against Miss. Valley State ... played 15 minutes in his first career game with four points and four rebounds ... grabbed a career best eight defensive rebounds against LSU ... named a third-team *Parade* All-America as a senior.

2011-12 SEASON HIGHS

Points: 13, Miss. Valley St. (11/30/11)
 FG Attempts: 12, Connecticut (12/3/11)
 FG Made: 5, Miss. Valley St. (11/30/11)
 3 Pt FGA: 1, Oklahoma (12/10/11)
 3 Pt FGM: --
 FT Attempts: 6, 3x (Texas Southern (12/30/11))
 FT Made: 5, Oklahoma (12/10/11)
 Off. Rebounds: 12, Connecticut (12/3/11)
 Def. Rebounds: 8, LSU (1/14/12)
 Total Rebounds: 16, Connecticut (12/3/11)
 Assists: 3, Miss. Valley St. (11/30/11)
 Blocks: 2, Miss. Valley St. (11/30/11)
 Steals: 3, Utah Valley (11/22/11)
 Minutes: 34, Connecticut (12/3/11)

CAREER HIGHS

Points: 13, Miss. Valley St. (11/30/11)
 FG Attempts: 12, Connecticut (12/3/11)
 FG Made: 5, Miss. Valley St. (11/30/11)
 3 Pt FGA: 1, Oklahoma (12/10/11)
 3 Pt FGM: --
 FT Attempts: 6, 3x (Texas Southern (12/30/11))
 FT Made: 5, Oklahoma (12/10/11)
 Off. Rebounds: 12, Connecticut (12/3/11)
 Def. Rebounds: 8, LSU (1/14/12)
 Total Rebounds: 16, Connecticut (12/3/11)
 Assists: 3, Miss. Valley St. (11/30/11)
 Blocks: 2, Miss. Valley St. (11/30/11)
 Steals: 3, Utah Valley (11/22/11)
 Minutes: 34, Connecticut (12/3/11)

2011-12 GAME-BY-GAME

Opponent	Min	FG-A	Pct.	3PT-A	Pct.	FT-A	Pct.	O-D-T	PF	A	TO	BS	ST	Pts.
USC UPSTATE	15	1-7	.143	0-0	.000	2-3	.667	2-2-4	2	1	1	0	1	4
OAKLAND	10	0-3	.000	0-0	.000	0-0	.000	1-1-2	1	2	0	0	0	0
vs. Houston	3	1-2	.500	0-0	.000	0-0	.000	0-0-0	1	0	0	0	0	2
UTAH VALLEY *	19	3-5	.600	0-0	.000	2-2	1.000	3-2-5	3	0	3	0	3	8
GRAMBLING STATE *	18	3-8	.375	0-0	.000	4-6	.667	2-3-5	0	2	0	0	0	10
MISS. VALLEY STATE *	20	5-6	.833	0-0	.000	3-5	.600	1-5-6	2	3	1	2	0	13
at Connecticut *	34	4-12	.333	0-0	.000	0-4	.000	12-4-16	4	2	2	0	2	8
at Oklahoma *	13	1-3	.333	0-1	.000	5-6	.833	3-0-3	5	0	1	0	0	7
SE LOUISIANA *	19	3-4	.750	0-0	.000	2-2	1.000	2-1-3	1	0	2	1	2	8
EASTERN KENTUCKY *	20	2-8	.250	0-0	.000	2-2	1.000	5-5-10	2	0	0	1	2	6
LOUISIANA TECH *	21	3-5	.600	0-0	.000	4-4	1.000	0-5-5	3	1	0	0	0	10
CHARLOTTE *	10	1-3	.333	0-0	.000	3-4	.750	1-3-4	1	0	2	0	0	5
TEXAS SOUTHERN *	18	0-2	.000	0-0	.000	2-6	.333	2-3-5	4	1	3	0	2	2
SAVANNAH STATE *	18	3-6	.500	0-0	.000	2-2	1.000	2-2-4	1	1	0	1	2	8
MISSISSIPPI STATE *	16	2-6	.333	0-0	.000	0-1	.000	0-3-3	1	0	0	0	0	4
at Ole Miss *	11	0-2	.000	0-0	.000	1-2	.500	0-0-0	4	0	0	0	0	1
LSU	22	2-5	.400	0-0	.000	1-2	.500	5-8-13	5	0	2	0	1	5

at Kentucky														
MICHIGAN														
AUBURN														
at Alabama														
VANDERBILT														
at LSU														
at Georgia														
SOUTH CAROLINA														
at Tennessee														
FLORIDA														
ALABAMA														
at Auburn														
OLE MISS														
at Mississippi State														

* - Indicates game started || % - SEC Tournament

MISCELLANEOUS STATS

	2011-12	Career
Double-Digit Scoring	3	3
Double-Doubles	--	--

The SEC and NCAA Statistics

Category	Actual	SEC	NCAA
Offensive Rebounds	2.4	T12th	-

CAREER STATISTICS

Season	GP	GS	Min	Avg	TOTAL			3-PT			FT	FTA	Pct	REBOUNDS			Avg	PF	FO	A	TO	Blk	Stl	Pts	Avg
					FG	FGA	Pct	3FG	FGA	Pct				Off	Def	Tot									
2011-12	17	14	287	16.9	34	87	.391	0	1	.000	33	51	.647	41	47	88	5.2	40	2	13	17	5	15	101	5.9
TOTAL	17	14	287	16.9	34	87	.391	0	1	.000	33	51	.647	41	47	88	5.2	40	2	13	17	5	15	101	5.9



KIKKO HAYDAR

#20

Guard • 5-10 • 165 • Sophomore • 1L
Fayetteville, Ark. (Fayetteville HS)

2011-12 Notes: Played a career high 12 minutes and had three steals and three assists with one made basket against Grambling State ... matched his career high for minutes played against Miss. Valley State and tallied a season best four points and career high two rebounds ... career best two defensive rebounds and career-high tying two total rebounds against Texas Southern ... averaged 4.0 points and 0.5 rebounds in 12 minutes per game in the preseason.

2011-12 SEASON HIGHS

Points: 4, Miss. Valley St. (11/30/11)
 FG Attempts: 4, 2x (Miss. Valley St. (11/30/11))
 FG Made: 2, Miss. Valley St. (11/30/11)
 3 Pt FGA: 3, 2x (Texas Southern (12/30/11))
 3 Pt FGM: --
 FT Attempts: --
 FT Made: --
 Off. Rebounds: 1, 3x (Savannah State (1/3/12))
 Def. Rebounds: 2, Texas Southern (12/30/11)
 Total Rebounds: 2, 2x (Texas Southern (12/30/11))
 Assists: 3, Grambling State (11/26/11)
 Blocks: --
 Steals: 3, Grambling State (11/26/11)
 Minutes: 12, 2x (Miss. Valley St. (11/30/11))

CAREER HIGHS

Points: 8, N. Carolina A&T (12/29/10)
 FG Attempts: 4, 4x (Miss. Valley St. (11/30/11))
 FG Made: 3, N. Carolina A&T (12/29/10)
 3 Pt FGA: 3, 2x (Grambling State (11/26/11))
 3 Pt FGM: 2, N. Carolina A&T (12/29/10)
 FT Attempts: 4, Florida A&M (2/16/11)
 FT Made: 3, Florida A&M (2/16/11)
 Off. Rebounds: 1, 4x (Savannah State (1/3/12))
 Def. Rebounds: 2, Texas Southern (12/30/11)
 Total Rebounds: 2, 3x (Texas Southern (12/30/11))
 Assists: 3, Grambling State (11/26/11)
 Blocks: --
 Steals: 3, Grambling State (11/26/11)
 Minutes: 12, 2x (Miss. Valley St. (11/30/11))

2011-12 GAME-BY-GAME

Opponent	Min	FG-A	Pct.	3PT-A	Pct.	FT-A	Pct.	O-D-T	PF	A	TO	BS	ST	Pts.	
USC UPSTATE	5	0-0	.000	0-0	.000	0-0	.000	1-0-1	0	0	1	0	0	0	
OAKLAND	3	0-0	.000	0-0	.000	0-0	.000	0-0-0	1	0	0	0	0	0	
vs. Houston		DNP-c													
UTAH VALLEY		DNP-c													
GRAMBLING STATE	12	1-4	.250	0-3	.000	0-0	.000	0-1-1	2	3	1	0	3	2	
MISS. VALLEY STATE	12	2-4	.500	0-2	.000	0-0	.000	1-1-2	1	0	1	0	0	4	
at Connecticut		DNP-c													
at Oklahoma	4	0-2	.000	0-2	.000	0-0	.000	0-0-0	1	0	0	0	0	0	
SE LOUISIANA	4	0-0	.000	0-0	.000	0-0	.000	0-0-0	2	1	0	0	0	0	
EASTERN KENTUCKY	7	0-0	.000	0-0	.000	0-0	.000	0-0-0	0	0	0	0	0	0	
LOUISIANA TECH		DNP-c													
CHARLOTTE	2	0-0	.000	0-0	.000	0-0	.000	0-0-0	1	0	0	0	0	0	
TEXAS SOUTHERN	5	0-3	.000	0-3	.000	0-0	.000	0-2-2	2	0	0	0	0	0	
SAVANNAH STATE	2	0-0	.000	0-0	.000	0-0	.000	1-0-1	0	0	1	0	0	0	
MISSISSIPPI STATE	1	0-0	.000	0-0	.000	0-0	.000	0-0-0	0	0	0	0	0	0	
at Ole Miss		DNP-c													
LSU		DNP-c													
at Kentucky															
MICHIGAN															
AUBURN															
at Alabama															
VANDERBILT															
at LSU															
at Georgia															
SOUTH CAROLINA															
at Tennessee															
FLORIDA															
ALABAMA															
at Auburn															
OLE MISS															
at Mississippi State															

* - Indicates game started || % - SEC Tournament

MISCELLANEOUS STATS

	2011-12	Career
Double-Digit Scoring	--	--
Double-Doubles	--	--

CAREER STATISTICS

Season	GP	GS	Min	Avg	TOTAL			3-PT			FT	FTA	Pct	REBOUNDS			PF	FO	A	TO	Blk	Stl	Pts	Avg	
					FG	FGA	Pct	3FG	FGA	Pct				Off	Def	Tot									Avg
2010-11	9	0	24	2.7	5	15	.333	3	8	.375	3	4	.750	1	3	4	0.4	7	0	4	1	0	4	16	1.8
2011-12	11	0	57	5.2	3	13	.231	0	10	.000	0	0	.000	3	4	7	0.6	10	0	4	4	0	3	6	0.5
TOTAL	20	0	81	4.1	8	28	.286	3	18	.167	3	4	.750	4	7	11	0.6	17	0	8	5	0	7	22	1.1



RASHAD MADDEN

#00

Guard • 6-5 • 178 • Freshman • HS
Lepanto, Ark. (East Poinsett County)

2011-12 Notes: Led Arkansas in scoring once, rebounding once and assists two times ... over his last three games is 8-of-16 from the field and 7-of-9 from the free throw line with 12 rebounds and six assists ... efficient against Grambling State on 5-of-8 shooting including career best three threes, five rebounds and 15 points ... career highs for field goals attempted, made, offensive rebounds, minutes and blocks

against Houston ... dished a career best seven assists with no turnovers against Southeastern Louisiana while also leading Arkansas in scoring with 10 points ... career best six defensive and seven total rebounds in 27 minutes against Louisiana Tech ... grabbed a career high four offensive and career-high tying seven total rebounds against Texas Southern ... opened his career with eight points including 4-of-4 from the free throw line in 19 minutes ... then career high 10 points on 50% shooting against Oakland ... rated the No. 36 player in the nation by ESPN, No. 32 by *Rivals* and No. 35 by *Scout* as a senior.

2011-12 SEASON HIGHS

Points: 15, Grambling State (11/26/11)
FG Attempts: 13, Houston (11/18/11)
FG Made: 6, Houston (11/18/11)
3 Pt FGA: 5, Grambling State (11/26/11)
3 Pt FGM: 3, Grambling State (11/26/11)
FT Attempts: 8, SE Louisiana (12/17/11)
FT Made: 5, 2x (Mississippi St. (1/7/12))
Off. Rebounds: 4, Texas Southern (12/30/11)
Def. Rebounds: 6, Louisiana Tech (12/22/11)
Total Rebounds: 7, 2x (Texas Southern (12/30/11))
Assists: 7, SE Louisiana (12/17/11)
Blocks: 2, Houston (11/18/11)
Steals: 2, 3x (LSU (1/14/12))
Minutes: 27, Louisiana Tech (12/22/11)

CAREER HIGHS

Points: 15, Grambling State (11/26/11)
FG Attempts: 13, Houston (11/18/11)
FG Made: 6, Houston (11/18/11)
3 Pt FGA: 5, Grambling State (11/26/11)
3 Pt FGM: 3, Grambling State (11/26/11)
FT Attempts: 8, SE Louisiana (12/17/11)
FT Made: 5, 2x (Mississippi St. (1/7/12))
Off. Rebounds: 4, Texas Southern (12/30/11)
Def. Rebounds: 6, Louisiana Tech (12/22/11)
Total Rebounds: 7, 2x (Texas Southern (12/30/11))
Assists: 7, SE Louisiana (12/17/11)
Blocks: 2, Houston (11/18/11)
Steals: 2, 3x (LSU (1/14/12))
Minutes: 27, Louisiana Tech (12/22/11)

2011-12 GAME-BY-GAME

Opponent	Min	FG-A	Pct.	3PT-A	Pct.	FT-A	Pct.	O-D-T	PF	A	TO	BS	ST	Pts.
USC UPSTATE	19	2-5	.400	0-2	.000	4-4	1.000	0-2-2	1	1	4	0	0	8
OAKLAND	19	5-10	.500	0-2	.000	0-0	.000	0-3-3	0	2	0	0	0	10
vs. Houston	26	6-13	.462	0-1	.000	1-5	.200	2-2-4	4	1	0	2	0	13
UTAH VALLEY	19	1-4	.250	1-2	.500	2-2	1.000	0-2-2	2	0	4	0	2	5
GRAMBLING STATE	22	5-8	.625	3-5	.600	2-2	1.000	1-4-5	3	3	0	1	0	15
MISS. VALLEY STATE	10	1-3	.333	0-1	.000	0-0	.000	0-3-3	2	0	2	0	0	2
at Connecticut	21	2-11	.182	0-2	.000	0-0	.000	2-2-4	1	3	1	0	1	4
at Oklahoma	18	1-5	.200	0-2	.000	0-0	.000	0-3-3	1	0	0	0	0	2
SE LOUISIANA	24	2-5	.400	1-3	.333	5-8	.600	1-3-4	0	7	0	1	2	10
EASTERN KENTUCKY	22	1-3	.333	1-3	.333	4-4	1.000	1-3-4	3	3	2	0	0	7
LOUISIANA TECH	27	4-5	.800	0-1	.000	1-2	.500	1-6-7	0	2	1	1	0	9
CHARLOTTE	14	2-6	.333	1-3	.333	2-2	1.000	0-1-1	3	3	0	0	1	7
TEXAS SOUTHERN	20	1-5	.200	1-3	.333	1-2	.500	4-3-7	2	0	5	0	0	4
SAVANNAH STATE	16	1-2	.500	0-0	.000	2-2	1.000	1-2-3	1	3	1	0	0	4
MISSISSIPPI STATE	21	3-6	.500	0-1	.000	5-6	.833	2-4-6	4	2	2	0	0	11
at Ole Miss	25	4-8	.500	0-2	.000	0-1	.000	0-3-3	4	1	0	0	1	8
LSU	22	1-4	.250	0-1	.000	3-6	.500	0-5-5	1	3	2	0	2	5
at Kentucky														
MICHIGAN														
AUBURN														
at Alabama														
VANDERBILT														
at LSU														
at Georgia														
SOUTH CAROLINA														
at Tennessee														
FLORIDA														
ALABAMA														
at Auburn														
OLE MISS														
at Mississippi State														

at Kentucky

MICHIGAN

AUBURN

at Alabama

VANDERBILT

at LSU

at Georgia

SOUTH CAROLINA

at Tennessee

FLORIDA

ALABAMA

at Auburn

OLE MISS

at Mississippi State

* - Indicates game started || % - SEC Tournament

MISCELLANEOUS STATS

	2011-12	Career
Double-Digit Scoring	5	5
Double-Doubles	--	--

CAREER STATISTICS

Season	GP	GS	Min	Avg	TOTAL			3-PT			FT	FTA	Pct	REBOUNDS			Avg	PF	FO	A	TO	Blk	Stl	Pts	Avg
					FG	FGA	Pct	3FG	FGA	Pct				Off	Def	Tot									
2011-12	17	0	344	20.2	42	103	.408	8	34	.235	32	46	.696	15	51	66	3.9	32	0	34	24	5	9	124	7.3
TOTAL	17	0	344	20.2	42	103	.408	8	34	.235	32	46	.696	15	51	66	3.9	32	0	34	24	5	9	124	7.3



HUNTER MICKELSON #21

Forward • 6-10 • 234 • Freshman • HS Jonesboro, Ark. (Westside HS)

2011-12 Notes: Led Arkansas in rebounding two times and assists one time this year ... has at least one block in each game this season, one of three freshmen in the country to do so ... blocked a career high seven shots and scored a career best 13 points against Texas Southern ... blocked seven shots in a game for the second time this year against LSU ... his seven blocks against Texas Southern and LSU match the

ninth best single-game total in school history ... grabbed seven rebounds and blocked four shots against Oklahoma ... blocked four shots and grabbed a career best six defensive boards against Charlotte ... against Grambling State scored career best 10 points with other career highs for field goals attempted/made, offensive/total rebounds, assists, steals and minutes ... scored seven points, grabbed three boards and blocked two shots in season opener ... rated the No. 54 player in the nation by ESPN, no. 100 by *Rivals* and No. 54 by *Scout*.

2011-12 SEASON HIGHS

Points: 13, Texas Southern (12/30/11)
 FG Attempts: 8, 2x (Texas Southern (12/30/11))
 FG Made: 6, Texas Southern (12/30/11)
 3 Pt FGA: 1, 2x (Louisiana Tech (12/22/11))
 3 Pt FGM: --
 FT Attempts: 4, Texas Southern (12/30/11)
 FT Made: 2, 2x (Mississippi St. (1/7/12))
 Off. Rebounds: 6, Grambling State (11/26/11)
 Def. Rebounds: 6, Charlotte (12/28/11)
 Total Rebounds: 8, Grambling State (11/26/11)
 Assists: 5, Grambling State (11/26/11)
 Blocks: 7, 2x (LSU (1/14/12))
 Steals: 3, Grambling State (11/26/11)
 Minutes: 27, Texas Southern (12/30/11)

CAREER HIGHS

Points: 13, Texas Southern (12/30/11)
 FG Attempts: 8, 2x (Texas Southern (12/30/11))
 FG Made: 6, Texas Southern (12/30/11)
 3 Pt FGA: 1, 2x (Louisiana Tech (12/22/11))
 3 Pt FGM: --
 FT Attempts: 4, Texas Southern (12/30/11)
 FT Made: 2, 2x (Mississippi St. (1/7/12))
 Off. Rebounds: 6, Grambling State (11/26/11)
 Def. Rebounds: 6, Charlotte (12/28/11)
 Total Rebounds: 8, Grambling State (11/26/11)
 Assists: 5, Grambling State (11/26/11)
 Blocks: 7, 2x (LSU (1/14/12))
 Steals: 3, Grambling State (11/26/11)
 Minutes: 27, Texas Southern (12/30/11)

MISCELLANEOUS STATS

	2011-12	Career
Double-Digit Scoring	2	2
Double-Doubles	--	--

2011-12 GAME-BY-GAME

Opponent	Min	FG-A	Pct.	3PT-A	Pct.	FT-A	Pct.	O-D-T	PF	A	TO	BS	ST	Pts.
USC UPSTATE	17	3-6	.500	0-0	.000	1-1	1.000	1-2-3	0	0	1	2	1	7
OAKLAND	15	1-4	.250	0-0	.000	0-0	.000	0-2-2	2	0	0	2	1	2
vs. Houston	12	1-3	.333	0-0	.000	0-0	.000	1-0-1	2	1	0	1	0	2
UTAH VALLEY	15	1-5	.200	0-0	.000	0-0	.000	1-2-3	0	0	0	2	1	2
GRAMBLING STATE	25	5-7	.714	0-0	.000	0-0	.000	6-2-8	0	5	1	3	3	10
MISS. VALLEY STATE	18	2-4	.500	0-0	.000	2-2	1.000	1-3-4	1	1	2	2	1	6
at Connecticut	14	2-8	.250	0-1	.000	0-0	.000	4-1-5	3	0	1	1	0	4
at Oklahoma	24	2-6	.333	0-0	.000	0-0	.000	4-3-7	1	0	1	4	0	4
SE LOUISIANA	11	2-6	.333	0-0	.000	0-0	.000	2-0-2	0	1	1	2	0	4
EASTERN KENTUCKY	14	1-3	.333	0-0	.000	0-0	.000	0-1-1	2	0	0	1	1	2
LOUISIANA TECH	12	1-6	.167	0-1	.000	0-0	.000	1-4-5	2	2	1	2	0	2
CHARLOTTE	19	4-7	.571	0-0	.000	0-2	.000	1-6-7	4	0	2	4	1	8
TEXAS SOUTHERN	27	6-8	.750	0-0	.000	1-4	.250	0-4-4	3	1	4	7	1	13
SAVANNAH STATE	15	3-7	.429	0-0	.000	1-2	.500	2-3-5	3	0	3	3	0	7
MISSISSIPPI STATE	15	1-6	.167	0-0	.000	2-2	1.000	1-2-3	2	2	1	3	0	4
at Ole Miss	11	0-2	.000	0-0	.000	0-0	.000	0-1-1	1	0	1	1	0	0
LSU	18	0-4	.000	0-0	.000	1-2	.500	0-4-4	2	0	1	7	0	1

at Kentucky														
MICHIGAN														
AUBURN														
at Alabama														
VANDERBILT														
at LSU														
at Georgia														
SOUTH CAROLINA														
at Tennessee														
FLORIDA														
ALABAMA														
at Auburn														
OLE MISS														
at Mississippi State														

* - Indicates game started | | % - SEC Tournament

The SEC and NCAA Statistics

Category	Actual	SEC	NCAA
Blocked Shots	2.8	3rd	18th

CAREER STATISTICS

Season	GP	GS	Min	Avg	TOTAL			3-PT			FT	FTA	Pct	REBOUNDS			Avg	PF	FO	A	TO	Blk	Stl	Pts	Avg
					FG	FGA	Pct	3FG	FGA	Pct				Off	Def	Tot									
2011-12	17	0	282	16.6	35	92	.380	0	2	.000	8	15	.533	25	40	65	3.8	28	0	13	20	47	10	78	4.6
TOTAL	17	0	282	16.6	35	92	.380	0	2	.000	8	15	.533	25	40	65	3.8	28	0	13	20	47	10	78	4.6



JULYSSES NOBLES

#23

Guard • 6-1 • 193 • Junior • 2L
Jackson, Miss. (Callaway HS)

2011-12 Notes: Led Arkansas in scoring two times, rebounding two times and assists six times ... broke out of a scoring funk against Mississippi State with a career high 24 points on 7-of-11 shooting, a career high tying four three-point baskets and season high tying seven assists ... grabbed a season best five defensive rebounds in four times ... 17 points against Houston in 33 minutes ... sank three three-point

baskets against Miss. Valley St. ... against Oakland scored 10 points on 50% shooting, grabbed five rebounds and dished seven assists in 30 minutes ... grabbed a career best tying eight rebounds against Texas Southern ... named an honors candidate by *Lindy's Sports College Basketball* preview.

2011-12 SEASON HIGHS

Points:	24, Mississippi St. (1/7/12)
FG Attempts:	12, Utah Valley (11/22/11)
FG Made:	7, Mississippi St. (1/7/12)
3 Pt FGA:	7, Mississippi St. (1/7/12)
3 Pt FGM:	4, Mississippi St. (1/7/12)
FT Attempts:	8, Houston (11/18/11)
FT Made:	6, Mississippi St. (1/7/12)
Off. Rebounds:	3, Texas Southern (12/30/11)
Def. Rebounds:	5, 4x (LSU (1/14/12))
Total Rebounds:	8, Texas Southern (12/30/11)
Assists:	7, 2x (Mississippi St. (1/7/12))
Blocks:	1, 7x (Savannah State (1/3/12))
Steals:	4, Houston (11/18/11)
Minutes:	35, Mississippi St. (1/7/12)

CAREER HIGHS

Points:	24, Mississippi St. (1/7/12)
FG Attempts:	12, 2x (Utah Valley (11/22/11))
FG Made:	7, 2x (Mississippi St. (1/7/12))
3 Pt FGA:	7, Mississippi St. (1/7/12)
3 Pt FGM:	4, 2x (Mississippi St. (1/7/12))
FT Attempts:	12, Morgan State (11/24/09)
FT Made:	10, Auburn (1/25/11)
Off. Rebounds:	3, Texas Southern (12/30/11)
Def. Rebounds:	7, Auburn (1/25/11)
Total Rebounds:	8, 2x (Texas Southern (12/30/11))
Assists:	11, East Tenn. State (11/27/09)
Blocks:	1, 9x (Savannah State (1/3/12))
Steals:	5, Alcorn State (11/13/09)
Minutes:	44, Appalachian State (11/20/09)

MISCELLANEOUS STATS

	2011-12	Career
Double-Digit Scoring	7	21
Double-Doubles	--	--

2011-12 GAME-BY-GAME

Opponent	Min	FG-A	Pct.	3PT-A	Pct.	FT-A	Pct.	O-D-T	PF	A	TO	BS	ST	Pts.
USC UPSTATE *	30	3-5	.600	1-2	.500	2-2	1.000	0-2-2	3	4	3	0	1	9
OAKLAND *	30	4-8	.500	2-5	.400	0-0	.000	1-4-5	3	7	2	1	2	10
vs. Houston *	33	5-11	.455	2-5	.400	5-8	.625	2-3-5	4	2	0	1	4	17
UTAH VALLEY *	34	4-12	.333	2-5	.400	4-5	.800	0-2-2	3	0	0	1	2	14
GRAMBLING STATE *	19	3-8	.375	1-5	.200	0-0	.000	2-4-6	3	2	1	1	1	7
MISS. VALLEY STATE *	28	4-6	.667	3-5	.600	5-6	.833	0-3-3	2	4	1	0	1	16
at Connecticut *	26	0-5	.000	0-4	.000	0-0	.000	0-1-1	2	3	3	0	0	0
at Oklahoma *	29	1-5	.200	1-4	.250	0-0	.000	0-2-2	1	6	2	0	2	3
SE LOUISIANA *	30	1-6	.167	1-2	.500	3-4	.750	0-2-2	0	3	3	1	2	6
EASTERN KENTUCKY *	31	1-7	.143	1-4	.250	4-6	.667	1-4-5	3	5	2	0	0	7
LOUISIANA TECH *	27	2-7	.286	1-4	.250	2-2	1.000	0-4-4	1	3	3	0	1	7
CHARLOTTE *	29	1-7	.143	0-2	.000	0-0	.000	1-5-6	1	4	2	1	0	2
TEXAS SOUTHERN *	23	2-7	.286	0-3	.000	4-4	1.000	3-5-8	3	4	2	0	1	8
SAVANNAH STATE	25	0-4	.000	0-2	.000	2-2	1.000	0-5-5	2	3	3	1	1	2
MISSISSIPPI STATE *	35	7-11	.636	4-7	.571	6-7	.857	0-3-3	3	7	0	0	1	24
at Ole Miss *	21	4-10	.400	2-6	.333	2-4	.500	1-2-3	5	3	3	0	1	12
LSU *	23	4-8	.500	3-5	.600	4-6	.667	1-5-6	3	1	2	0	1	15

at Kentucky

MICHIGAN

AUBURN

at Alabama

VANDERBILT

at LSU

at Georgia

SOUTH CAROLINA

at Tennessee

FLORIDA

ALABAMA

at Auburn

OLE MISS

at Mississippi State

* - Indicates game started || % - SEC Tournament

CAREER STATISTICS

Season	GP	GS	Min	Avg	TOTAL			3-PT			REBOUNDS			PF	FO	A	TO	Blk	Stl	Pts	Avg				
					FG	FGA	Pct	3FG	FGA	Pct	FT	FTA	Pct									Off	Def	Tot	Avg
2009-10	28	14	513	18.3	36	90	.400	12	33	.364	28	51	.549	4	43	47	1.7	50	1	74	49	0	34	112	4.0
2010-11	31	12	768	24.8	80	208	.385	29	69	.420	72	102	.706	11	76	87	2.8	78	3	92	77	2	35	261	8.4
2011-12	17	16	473	27.8	46	127	.362	24	70	.343	43	56	.768	12	56	68	4.0	42	1	61	32	7	21	159	9.4
TOTAL	76	42	1,754	23.1	162	425	.381	65	172	.378	143	209	.684	27	175	202	2.7	170	5	227	158	9	90	532	7.0

The SEC and NCAA Statistics

Category	Actual	SEC	NCAA
Assists per game	3.6	8th	193rd
Free throw percentage	.768	9th	227th
Assist/Turnover ratio	1.9	4th	108th



MARSHAWN POWELL #33

Forward • 6-7 • 227 • Junior • 2L
Newport News, Va. (The Miller School)

2011-12 Notes: Injured at practice on 11/17 and will miss the remainder of the 2011-12 season with torn ligaments in his knee ... scored 20 points against Oakland in 24 minutes with seven rebounds, two assists, two blocks and a steal ... has 10 20-plus point games in his career ... second-team Preseason All-SEC by the league coaches ... named an honors candidate by *Lindy's Sports College Basketball* preview ... averaged

16.5 points and 2.5 rebounds in the preseason including a 26-point game against Christian Brothers.

2011-12 SEASON HIGHS

Points: 20, Oakland (11/16/11)
FG Attempts: 13, Oakland (11/16/11)
FG Made: 9, Oakland (11/16/11)
3 Pt FGA: 1, 2x (Oakland (11/16/11))
3 Pt FGM: --
FT Attempts: 10, USC Upstate (11/11/11)
FT Made: 7, USC Upstate (11/11/11)
Off. Rebounds: 3, Oakland (11/16/11)
Def. Rebounds: 4, Oakland (11/16/11)
Total Rebounds: 7, Oakland (11/16/11)
Assists: 2, Oakland (11/16/11)
Blocks: 2, Oakland (11/16/11)
Steals: 1, 2x (Oakland (11/16/11))
Minutes: 24, Oakland (11/16/11)

CAREER HIGHS

Points: 29, Appalachian St., (11/20/09)
FG Attempts: 21, Vanderbilt (2/27/10)
FG Made: 13, Appalachian St., (11/20/09)
3 Pt FGA: 4, 2x (Texas (1/5/10))
3 Pt FGM: 2, 3x (Miss. St. (3/2/11))
FT Attempts: 12, S. Carolina (1/19/11)
FT Made: 7, 3x (USC Upstate (11/11/11))
Off. Rebounds: 6, 2x (Tennessee (3/3/10))
Def. Rebounds: 10, Miss. St. (3/2/11)
Total Rebounds: 13, Miss. St. (3/2/11)
Assists: 5, Florida A&M (2/16/11)
Blocks: 5, Alcorn St. (11/13/09)
Steals: 4, Texas (1/5/10)
Minutes: 39, Kentucky (2/23/11)

2011-12 GAME-BY-GAME

Opponent	Min	FG-A	Pct.	3PT-A	Pct.	FT-A	Pct.	O-D-T	PF	A	TO	BS	ST	Pts.	
USC UPSTATE *	19	6-8	.750	0-1	.000	7-10	.700	2-3-5	3	1	4	1	1	19	
OAKLAND *	24	9-13	.692	0-1	.000	2-3	.556	3-4-7	3	2	4	2	1	20	
vs. Houston		DNP-i													
UTAH VALLEY		DNP-i													
GRAMBLING STATE		DNP-i													
MISS. VALLEY STATE		DNP-i													
at Connecticut		DNP-i													
at Oklahoma		DNP-i													
SE LOUISIANA		DNP-i													
EASTERN KENTUCKY		DNP-i													
LOUISIANA TECH		DNP-i													
CHARLOTTE		DNP-i													
TEXAS SOUTHERN		DNP-i													
SAVANNAH STATE		DNP-i													
MISSISSIPPI STATE		DNP-i													
at Ole Miss		DNP-i													
LSU		DNP-i													
at Kentucky															
MICHIGAN															
AUBURN															
at Alabama															
VANDERBILT															
at LSU															
at Georgia															
SOUTH CAROLINA															
at Tennessee															
FLORIDA															
ALABAMA															
at Auburn															
OLE MISS															
at Mississippi State															

LSU

at Kentucky

MICHIGAN

AUBURN

at Alabama

VANDERBILT

at LSU

at Georgia

SOUTH CAROLINA

at Tennessee

FLORIDA

ALABAMA

at Auburn

OLE MISS

at Mississippi State

* - Indicates game started | | % - SEC Tournament

MISCELLANEOUS STATS

	2011-12	Career
Double-Digit Scoring	2	40
Double-Doubles	--	7

CAREER STATISTICS

Season	GP	GS	Min	Avg	TOTAL			3-PT			FT	FTA	Pct	REBOUNDS			PF	FO	A	TO	Blk	Stl	Pts	Avg	
					FG	FGA	Pct	3FG	FGA	Pct				Off	Def	Tot									Avg
2009-10	32	32	992	31.0	190	380	.500	8	37	.216	90	142	.634	74	141	215	6.7	87	2	45	66	42	32	478	14.9
2010-11	28	18	628	22.4	117	251	.466	7	28	.250	62	94	.660	46	81	127	4.5	72	3	29	41	14	21	303	10.8
2011-12	2	2	43	21.5	15	21	.714	0	2	.000	9	13	.692	5	7	12	6.0	6	0	3	8	3	2	39	19.5
TOTAL	62	52	1,663	26.8	322	652	.494	15	67	.224	161	249	.647	125	229	354	5.7	165	5	77	115	59	55	820	13.2



MICHAEL SANCHEZ

#31

Forward • 6-9 • 235 • Senior • 3L
Springdale, Ark. (Har-Ber HS)

2011-12 Notes: Played a season high 26 minutes against Miss. St. and tallied season bests for points (12), assists (1) and blocks (2) ... one of two Razorbacks to start every game this season ... scored in double figures for the first time this year against Houston with 11 points on 4-of-7 shooting ... was efficient in limited minutes against Miss. Valley St., scoring seven points on 3-of-3 shooting including his

first career three pointer ... played 24 minutes against Charlotte and grabbed a season best eight rebounds and picked up a career best four steals ... career high two blocks in season opener ... recovered from a minor back procedure performed during the preseason.

2011-12 SEASON HIGHS

Points: 12, Mississippi St. (1/7/12)
FG Attempts: 7, 3x (Grambling State (11/26/11))
FG Made: 4, 2x (Mississippi St. (1/7/12))
3 Pt FGA: 1, Miss. Valley St. (11/30/11)
3 Pt FGM: 1, Miss. Valley St. (11/30/11)
FT Attempts: 6, 2x (Savannah State (1/3/12))
FT Made: 5, Charlotte (12/28/11)
Off. Rebounds: 4, Grambling State (11/26/11)
Def. Rebounds: 6, Charlotte (12/28/11)
Total Rebounds: 8, Charlotte (12/28/11)
Assists: 1, 5x (Mississippi St. (1/7/12))
Blocks: 2, 3x (Mississippi St. (1/7/12))
Steals: 4, Charlotte (12/28/11)
Minutes: 26, 2x (Mississippi St. (1/7/12))

CAREER HIGHS

Points: 20, Vanderbilt (1/29/11)
FG Attempts: 12, Vanderbilt (1/29/11)
FG Made: 8, Vanderbilt (1/29/11)
3 Pt FGA: 1, 3x (Miss. Valley St. (11/30/11))
3 Pt FGM: 1, Miss. Valley St. (11/30/11)
FT Attempts: 12, Tennessee (3/10/11)
FT Made: 8, NCCU (12/10/08)
Off. Rebounds: 5, NCCU (12/10/08)
Def. Rebounds: 10, UCD (11/20/08)
Total Rebounds: 12, 2x (Cal-Davis (11/20/08))
Assists: 4, NCCU (12/10/08)
Blocks: 2, 3x (Mississippi St. (1/7/12))
Steals: 4, Charlotte (12/28/11)
Minutes: 39, Missouri St. (11/22/08)

2011-12 GAME-BY-GAME

Opponent	Min	FG-A	Pct.	3PT-A	Pct.	FT-A	Pct.	O-D-T	PF	A	TO	BS	ST	Pts.
USC UPSTATE *	16	3-7	.429	0-0	.000	3-4	.750	2-2-4	4	0	2	2	1	9
OAKLAND *	17	3-6	.500	0-0	.000	0-0	.000	1-3-4	1	0	0	1	1	6
vs. Houston *	23	4-7	.571	0-0	.000	3-5	.600	1-2-3	0	0	0	1	0	11
UTAH VALLEY *	16	0-4	.000	0-0	.000	0-0	.000	0-2-2	1	1	1	0	0	0
GRAMBLING STATE *	15	2-7	.286	0-0	.000	0-0	.000	4-2-6	2	0	1	0	1	4
MISS. VALLEY STATE *	15	3-3	1.000	1-1	1.000	0-1	.000	1-4-5	4	0	0	1	1	7
at Connecticut *	26	1-3	.333	0-0	.000	0-0	.000	0-3-3	2	1	1	1	0	2
at Oklahoma *	16	0-1	.000	0-0	.000	0-0	.000	0-2-2	3	0	0	1	0	0
SE LOUISIANA *	25	2-4	.500	0-0	.000	1-4	.250	1-3-4	2	0	2	2	0	5
EASTERN KENTUCKY *	14	1-4	.250	0-0	.000	3-3	1.000	2-2-4	5	0	0	0	0	5
LOUISIANA TECH *	8	0-4	.000	0-0	.000	0-0	.000	1-1-2	0	0	1	0	0	0
CHARLOTTE *	24	1-4	.250	0-0	.000	5-6	.833	2-6-8	4	1	3	0	4	7
TEXAS SOUTHERN *	14	1-1	1.000	0-0	.000	2-4	.500	0-1-1	2	0	1	1	1	4
SAVANNAH STATE *	22	1-2	.500	0-0	.000	2-6	.333	2-3-5	3	1	3	1	1	4
MISSISSIPPI STATE *	26	4-5	.800	0-0	.000	4-5	.800	1-3-4	3	1	2	2	2	12
at Ole Miss *	19	0-1	.000	0-0	.000	0-0	.000	0-1-1	4	0	3	0	2	0
LSU *	19	1-2	.500	0-0	.000	1-2	.500	1-0-1	1	1	2	0	0	3

at Kentucky

MICHIGAN

AUBURN

at Alabama

VANDERBILT

at LSU

at Georgia

SOUTH CAROLINA

at Tennessee

FLORIDA

ALABAMA

at Auburn

OLE MISS

at Mississippi State

* - Indicates game started | | % - SEC Tournament

CAREER STATISTICS

Season	GP	GS	Min	Avg	TOTAL			3-PT			FT	FTA	Pct	REBOUNDS			PF	FO	A	TO	Blk	Stl	Pts	Avg	
					FG	FGA	Pct	3FG	FGA	Pct				Off	Def	Tot									Avg
2008-09	30	28	699	23.3	56	125	.448	0	1	.000	65	90	.722	48	100	148	4.9	85	1	20	40	6	18	177	5.9
2009-10	4	0	58	14.5	3	11	.273	0	1	.000	10	17	.588	3	4	7	1.8	12	1	3	7	0	2	16	4.0
2010-11	20	1	280	14.0	23	56	.411	0	0	.000	24	41	.585	18	30	48	2.4	40	0	10	23	2	10	70	3.5
2011-12	17	17	315	18.5	27	65	.415	1	1	1.000	24	40	.600	19	40	59	3.5	41	1	6	22	13	14	79	4.6
TOTAL	71	46	1,352	19.0	109	257	.424	1	3	.333	123	188	.654	88	174	262	3.7	178	3	39	92	21	44	342	4.8



RICKEY SCOTT

#3

Guard • 6-3 • 195 • Sophomore • 1L
Irving, Texas (MacArthur HS)

2011-12 Notes: Led Arkansas in scoring three times, rebounding three times and assists five times this year ... scored a career high 23 points against Charlotte with a career-high tying five assists and season best two steals in 33 minutes ... scored a then career best 18 points on 8-of-16 shooting in 34 minutes against Louisiana Tech while also adding a career best two blocks ... four straight double-digit scoring

efforts and five in last six games ... led Arkansas in points, rebounds and assists against Savannah State including career highs for offensive boards, total rebounds and steals ... career high five assists in then career best 27 minutes vs. Oakland ... then career highs for points (11), rebounds (7), field goals made, defensive rebounds, steals and minutes in the season opener ... 12 points at Oklahoma, hitting 8-of-10 free throw attempts ... 35 minutes played against Houston is a season high for any player ... went to the free throw a career best 10 times against Oklahoma and made eight ... missed a good portion of his freshman year to injury.

2011-12 SEASON HIGHS

Points: 23, Charlotte (12/28/11)
FG Attempts: 16, Louisiana Tech (12/22/11)
FG Made: 9, Charlotte (12/28/11)
3 Pt FGA: 4, Texas Southern (12/30/11)
3 Pt FGM: 1, 3x (Texas Southern (12/30/11))
FT Attempts: 10, Oklahoma (12/10/11)
FT Made: 8, Oklahoma (12/10/11)
Off. Rebounds: 4, Mississippi (1/11/12)
Def. Rebounds: 7, USC Upstate (11/11/11)
Total Rebounds: 7, 2x (Savannah State (1/3/12))
Assists: 5, 4x (Mississippi (1/11/12))
Blocks: 2, Louisiana Tech (12/22/11)
Steals: 2, 8x (LSU (1/14/12))
Minutes: 35, Houston (11/18/11)

CAREER HIGHS

Points: 23, Charlotte (12/28/11)
FG Attempts: 16, Louisiana Tech (12/22/11)
FG Made: 9, Charlotte (12/28/11)
3 Pt FGA: 3, 4x (Oklahoma (12/10/11))
3 Pt FGM: 1, 3x (Connecticut (12/3/11))
FT Attempts: 10, Oklahoma (12/10/11)
FT Made: 8, Oklahoma (12/10/11)
Off. Rebounds: 4, Mississippi (1/11/12)
Def. Rebounds: 7, USC Upstate (11/11/11)
Total Rebounds: 7, 2x (Savannah State (1/3/12))
Assists: 5, 4x (Mississippi (1/11/12))
Blocks: 2, Louisiana Tech (12/22/11)
Steals: 2, 11x (LSU (1/14/12))
Minutes: 35, Houston (11/18/11)

2011-12 GAME-BY-GAME

Opponent	Min	FG-A	Pct.	3PT-A	Pct.	FT-A	Pct.	O-D-T	PF	A	TO	BS	ST	Pts.
USC UPSTATE *	25	5-7	.714	0-1	.000	1-2	.500	0-7-7	1	2	3	0	2	11
OAKLAND *	27	5-9	.556	0-3	.000	0-0	.000	0-4-4	1	5	0	1	2	10
vs. Houston *	35	4-10	.400	0-3	.000	0-2	.000	0-4-4	4	2	3	0	2	8
UTAH VALLEY *	24	1-5	.200	0-2	.000	6-8	.750	1-2-3	2	4	1	0	0	8
GRAMBLING STATE *	21	2-7	.286	0-2	.000	1-2	.500	1-3-4	1	2	2	0	2	5
MISS. VALLEY STATE *	26	4-9	.444	1-3	.333	2-6	.333	1-2-3	3	5	1	0	1	11
at Connecticut *	22	2-9	.222	1-3	.333	0-0	.000	1-1-2	1	1	1	0	0	5
at Oklahoma *	34	2-8	.250	0-3	.000	8-10	.800	0-3-3	2	1	2	0	0	12
SE LOUISIANA	21	4-9	.444	0-1	.000	0-4	.000	0-1-1	2	1	2	0	1	8
EASTERN KENTUCKY *	22	4-12	.333	0-1	.000	0-0	.000	2-4-6	1	1	3	0	0	8
LOUISIANA TECH *	34	8-16	.500	0-1	.000	2-2	1.000	1-2-3	0	2	0	2	0	18
CHARLOTTE *	33	9-14	.643	0-2	.000	5-8	.625	1-5-6	2	5	2	0	2	23
TEXAS SOUTHERN *	24	3-11	.273	1-4	.250	3-5	.600	0-2-2	1	3	0	1	2	10
SAVANNAH STATE *	33	6-9	.667	0-0	.000	5-6	.833	3-4-7	4	2	3	0	2	17
MISSISSIPPI STATE *	20	0-3	.000	0-1	.000	1-2	.500	0-1-1	1	3	1	0	0	1
at Ole Miss *	31	4-12	.333	0-2	.000	2-2	1.000	4-1-5	2	5	1	0	2	10
LSU *	20	1-6	.167	0-1	.000	0-0	.000	0-1-1	0	1	0	0	2	2

at Kentucky

MICHIGAN

AUBURN

at Alabama

VANDERBILT

at LSU

at Georgia

SOUTH CAROLINA

at Tennessee

FLORIDA

ALABAMA

at Auburn

OLE MISS

at Mississippi State

* - Indicates game started | | % - SEC Tournament

MISCELLANEOUS STATS

	2011-12	Career
Double-Digit Scoring	9	9
Double-Doubles	--	--

CAREER STATISTICS

Season	GP	GS	Min	Avg	TOTAL			3-PT			FT	FTA	Pct	REBOUNDS			Avg	PF	FO	A	TO	Blk	Stl	Pts	Avg
					FG	FGA	Pct	3FG	FGA	Pct				Off	Def	Tot									
2010-11	13	5	161	12.4	17	45	.378	1	8	.125	8	12	.667	3	11	14	1.1	9	0	14	12	1	9	43	3.3
2011-12	17	16	452	26.6	64	156	.410	3	33	.0991	36	59	.610	15	47	62	3.6	28	0	45	25	4	20	167	9.8
TOTAL	30	21	613	20.4	81	201	.403	4	41	.098	44	71	.620	18	58	76	2.5	37	0	59	37	5	29	210	7.0



MATT THOMPSON

#14

Guard • 6-4 • 186 • Freshman • HS
Plano, Texas (John Paul II HS)

2011-12 Notes: Saw three minutes of action against Grambling State and hit his one three-point shot, grabbed a rebound and made one steal ... walk on who did not see time on the court during the pre-season.

2011-12 SEASON HIGHS

Points: 3, Grambling State (11/26/11)
 FG Attempts: 2, Grambling State (11/26/11)
 FG Made: 1, Grambling State (11/26/11)
 3 Pt FGA: 1, 2x (Miss. Valley St. (11/30/11))
 3 Pt FGM: 1, Grambling State (11/26/11)
 FT Attempts: --
 FT Made: --
 Off. Rebounds: --
 Def. Rebounds: 1, 2x (Miss. Valley St. (11/30/11))
 Total Rebounds: 1, 2x (Miss. Valley St. (11/30/11))
 Assists: 1, Miss. Valley St. (11/30/11)
 Blocks: --
 Steals: 1, Grambling State (11/26/11)
 Minutes: 3, Grambling State (11/26/11)

CAREER HIGHS

Points: 3, Grambling State (11/26/11)
 FG Attempts: 2, Grambling State (11/26/11)
 FG Made: 1, Grambling State (11/26/11)
 3 Pt FGA: 1, 2x (Miss. Valley St. (11/30/11))
 3 Pt FGM: 1, Grambling State (11/26/11)
 FT Attempts: --
 FT Made: --
 Off. Rebounds: --
 Def. Rebounds: 1, 2x (Miss. Valley St. (11/30/11))
 Total Rebounds: 1, 2x (Miss. Valley St. (11/30/11))
 Assists: 1, Miss. Valley St. (11/30/11)
 Blocks: --
 Steals: 1, Grambling State (11/26/11)
 Minutes: 3, Grambling State (11/26/11)

2011-12 GAME-BY-GAME

Opponent	Min	FG-A	Pct.	3PT-A	Pct.	FT-A	Pct.	O-D-T	PF	A	TO	BS	ST	Pts.	
USC UPSTATE		DNP-c													
OAKLAND		DNP-c													
vs. Houston		DNP-c													
UTAH VALLEY		DNP-c													
GRAMBLING STATE	3	1-2	.500	1-1	1.000	0-0	.000	0-1-1	0	0	0	0	1	3	
MISS. VALLEY STATE	2	0-1	.000	0-1	.000	0-0	.000	0-1-1	1	1	0	0	0	0	
at Connecticut		DNP-c													
at Oklahoma	1	0-0	.000	0-0	.000	0-0	.000	0-0-0	0	0	0	0	0	0	
SE LOUISIANA		DNP-c													
EASTERN KENTUCKY		DNP-c													
LOUISIANA TECH		DNP-c													
CHARLOTTE		DNP-c													
TEXAS SOUTHERN		DNP-c													
SAVANNAH STATE		DNP-c													
MISSISSIPPI STATE		DNP-c													
at Ole Miss		DNP-c													
LSU		DNP-c													
at Kentucky															
MICHIGAN															
AUBURN															
at Alabama															
VANDERBILT															
at LSU															
at Georgia															
SOUTH CAROLINA															
at Tennessee															
FLORIDA															
ALABAMA															
at Auburn															
OLE MISS															
at Mississippi State															

* - Indicates game started || % - SEC Tournament

MISCELLANEOUS STATS

	2011-12	Career
Double-Digit Scoring	--	--
Double-Doubles	--	--

CAREER STATISTICS

Season	GP	GS	Min	Avg	TOTAL			3-PT			FT	FTA	Pct	REBOUNDS				PF	FO	A	TO	Blk	Stl	Pts	Avg
					FG	FGA	Pct	3FG	FGA	Pct				Off	Def	Tot	Avg								
2011-12	3	0	6	2.0	1	3	.333	1	2	.500	0	0	.000	0	2	2	0.7	1	0	1	0	0	1	3	1.0
TOTAL	3	0	6	2.0	1	3	.333	1	2	.500	0	0	.000	0	2	2	0.7	1	0	1	0	0	1	3	1.0



MARDRAGUS WADE

#1

Guard • 6-2 • 178 • Sophomore • 1L
 Memphis, Tenn. (Hargrave Military)

2011-12 Notes: Made a three-point basket in 16 straight games prior to Miss. St. contest ... leads the SEC in three-point field goal percentage ... four straight games in double figure scoring and double digits in nine of last 12 games ... led Arkansas in scoring twice and assists one time this year ... scored a career high 20 points against Miss. Valley St. on 7-of-10 shooting, 4-of-6 from three and 2-of-3 from the

line, also grabbed four boards and had no turnovers ... took two charges and hit a three in the closing minutes against Utah Valley to help Arkansas win... career high 14 points and two three-pointers made against Oakland ... career high five assists against Mississippi State and scored in double figures despite not making a three-point basket ... career highs for minutes played, assists and steals against Houston while also getting his first career block ... tallied 18 points with four three-point baskets, two assists and two steals against Texas Southern ... hit each of his last 10 free throws.

2011-12 SEASON HIGHS

Points: 20, Miss. Valley St. (11/30/11)
 FG Attempts: 11, Oklahoma (12/10/11)
 FG Made: 7, Miss. Valley St. (11/30/11)
 3 Pt FGA: 8, Oklahoma (12/10/11)
 3 Pt FGM: 4, 3x (Texas Southern (12/30/11))
 FT Attempts: 10, Eastern Kentucky (12/20/11)
 FT Made: 7, Eastern Kentucky (12/20/11)
 Off. Rebounds: 3, Eastern Kentucky (12/20/11)
 Def. Rebounds: 3, 3x (Texas Southern (12/30/11))
 Total Rebounds: 4, 5x (Texas Southern (12/30/11))
 Assists: 5, Mississippi St. (1/7/12)
 Blocks: 1, 2x (Utah Valley (11/22/11))
 Steals: 5, LSU (1/14/12)
 Minutes: 34, Houston (11/18/11)

CAREER HIGHS

Points: 20, Miss. Valley St. (11/30/11)
 FG Attempts: 11, Oklahoma (12/10/11)
 FG Made: 7, Miss. Valley St. (11/30/11)
 3 Pt FGA: 8, Oklahoma (12/10/11)
 3 Pt FGM: 4, 3x (Texas Southern (12/30/11))
 FT Attempts: 10, Eastern Kentucky (12/20/11)
 FT Made: 7, 2x (Eastern Kentucky (12/20/11))
 Off. Rebounds: 3, Eastern Kentucky (12/20/11)
 Def. Rebounds: 3, 4x (Texas Southern (12/30/11))
 Total Rebounds: 5, N. Carolina A&T (12/29/10)
 Assists: 5, Mississippi St. (1/7/12)
 Blocks: 1, 2x (Utah Valley (11/22/11))
 Steals: 5, LSU (1/14/12)
 Minutes: 34, Houston (11/18/11)

2011-12 GAME-BY-GAME

Opponent	Min	FG-A	Pct.	3PT-A	Pct.	FT-A	Pct.	O-D-T	PF	A	TO	BS	ST	Pts.
USC UPSTATE *	26	3-6	.500	1-2	.500	0-0	.000	1-0-1	1	1	0	0	2	7
OAKLAND *	21	4-6	.667	2-3	.667	4-5	.800	0-1-1	2	0	3	0	2	14
vs. Houston *	34	1-5	.200	1-3	.333	5-5	1.000	2-1-3	3	4	1	1	4	8
UTAH VALLEY *	33	3-7	.428	3-7	.428	2-2	1.000	1-3-4	0	2	3	1	2	11
GRAMBLING STATE *	17	2-4	.500	1-3	.333	0-0	.000	0-0-0	3	0	2	0	0	5
MISS. VALLEY STATE *	28	7-10	.700	4-6	.667	2-3	.667	2-2-4	2	1	0	0	1	20
at Connecticut *	25	3-7	.429	2-5	.400	3-4	.750	2-0-2	2	1	2	0	0	11
at Oklahoma *	28	4-11	.364	3-8	.375	0-0	.000	1-0-1	2	1	4	0	2	11
SE LOUISIANA *	23	3-6	.500	2-3	.667	0-0	.000	0-3-3	4	1	2	0	1	8
EASTERN KENTUCKY *	31	2-6	.333	2-5	.400	7-10	.700	3-1-4	2	1	1	0	1	13
LOUISIANA TECH *	29	3-5	.600	2-4	.500	0-1	.000	1-1-2	3	0	1	0	1	8
CHARLOTTE *	31	4-9	.444	4-7	.571	2-2	1.000	2-2-4	1	4	1	0	1	14
TEXAS SOUTHERN *	26	5-9	.556	4-7	.571	4-4	1.000	1-3-4	1	2	0	0	2	18
SAVANNAH STATE *	26	2-3	.667	2-3	.667	4-4	1.000	0-0-0	1	3	2	0	3	10
MISSISSIPPI STATE *	26	5-6	.833	0-1	.000	2-3	.667	0-2-2	4	5	1	0	0	12
at Ole Miss *	29	1-6	.167	0-2	.000	1-2	.500	2-1-3	2	2	0	0	2	3
LSU *	33	5-7	.714	3-4	.750	1-2	.500	0-1-1	1	0	2	0	5	14

at Kentucky														
MICHIGAN														
AUBURN														
at Alabama														
VANDERBILT														
at LSU														
at Georgia														
SOUTH CAROLINA														
at Tennessee														
FLORIDA														
ALABAMA														
at Auburn														
OLE MISS														
at Mississippi State														

* - Indicates game started || % - SEC Tournament

MISCELLANEOUS STATS

	2011-12	Career
Double-Digit Scoring	11	12
Double-Doubles	--	--

The SEC and NCAA Statistics

Category	Actual	SEC	NCAA
Scoring	11.0	28th	-
Steals per game	1.7	T4th	114th
3-pt FG percentage	.493	1st	-
3-pt FG made	2.1	5th	161st

CAREER STATISTICS

Season	GP	GS	Min	Avg	TOTAL			3-PT			REBOUNDS			Avg	PF	FO	A	TO	Blk	Stl	Pts	Avg			
					FG	FGA	Pct	3FG	FGA	Pct	FT	FTA	Pct										Off	Def	Tot
2010-11	31	3	532	17.2	37	98	.378	9	44	.205	41	47	.872	18	18	36	1.2	58	1	23	26	0	25	124	4.0
2011-12	17	17	466	27.4	57	113	.504	36	73	.493	37	47	.787	18	21	39	2.3	34	0	28	25	2	29	187	11.0
TOTAL	48	20	998	20.8	94	211	.445	45	117	.385	78	94	.830	36	39	75	1.6	92	1	51	51	2	54	311	6.5



MARVELL WATTHE

#22

Forward • 6-9 • 195 • Senior • 1L
Toronto, Canada (Sir Wilfrid Laurier CI)

2011-12 Notes: Led Arkansas in scoring one time and rebounding two times this year ... Against Ole Miss played 29 minutes and scored a career high 15 points on 6-of-10 shooting and 3-of-5 from three, all career bests ... played a 22 minutes against Grambling State and scored seven points but had four assists, four blocks, three steals and no turnovers ... scored a career high 14 points and season best seven

boards against Savannah State including 10 free throws made ... tallied 11 points which included hitting 7-of-8 from the free throw line in 14 minutes against Eastern Kentucky ... scored 10 points and dished a career high tying four assists with five defensive rebounds against Texas Southern ... extremely active in Arkansas' win over Southeastern Louisiana, scoring seven points, but providing solid help defense which caused several turnovers ... career best tying four offensive rebounds and season-best matching six total rebounds against Charlotte ... grabbed season best six rebounds against Oakland ... made his first start of the year against Houston and grabbed four rebounds.

2011-12 SEASON HIGHS

Points:	15, Mississippi (1/11/12)
FG Attempts:	10, Mississippi (1/11/12)
FG Made:	6, Mississippi (1/11/12)
3 Pt FGA:	5, Mississippi (1/11/12)
3 Pt FGM:	3, Mississippi (1/11/12)
FT Attempts:	11, Savannah State (1/3/12)
FT Made:	10, Savannah State (1/3/12)
Off. Rebounds:	4, Charlotte (12/28/11)
Def. Rebounds:	6, Savannah State (1/3/12)
Total Rebounds:	7, Savannah State (1/3/12)
Assists:	4, 2x (Texas Southern (12/30/11))
Blocks:	4, Grambling State (11/26/11)
Steals:	4, Mississippi St. (1/7/12)
Minutes:	29, Mississippi (1/11/12)

CAREER HIGHS

Points:	15, Mississippi (1/11/12)
FG Attempts:	10, Mississippi (1/11/12)
FG Made:	6, Mississippi (1/11/12)
3 Pt FGA:	5, Mississippi (1/11/12)
3 Pt FGM:	3, Mississippi (1/11/12)
FT Attempts:	11, Savannah State (1/3/12)
FT Made:	10, Savannah State (1/3/12)
Off. Rebounds:	4, 2x (Charlotte (12/28/11))
Def. Rebounds:	9, Fla. Gulf Coast (11/22/10)
Total Rebounds:	13, Fla. Gulf Coast (11/22/10)
Assists:	4, 2x (Texas Southern (12/30/11))
Blocks:	4, Grambling State (11/26/11)
Steals:	4, Mississippi St. (1/7/12)
Minutes:	29, Mississippi (1/11/12)

MISCELLANEOUS STATS

	2010-11	Career
Double-Digit Scoring	4	5
Double-Doubles	--	1

2011-12 GAME-BY-GAME

Opponent	Min	FG-A	Pct.	3PT-A	Pct.	FT-A	Pct.	O-D-T	PF	A	TO	BS	ST	Pts.
USC UPSTATE	14	3-5	.600	1-1	1.000	0-1	.000	3-1-4	1	1	2	0	1	7
OAKLAND	14	1-2	.500	1-1	1.000	0-0	.000	1-5-6	2	1	2	1	1	3
vs. Houston *	14	1-4	.250	0-1	.000	0-0	.000	1-3-4	0	0	2	0	1	2
UTAH VALLEY	9	0-2	.000	0-1	.000	1-2	.500	1-4-5	2	0	0	1	0	1
GRAMBLING STATE	22	2-6	.333	0-1	.000	3-4	.750	2-0-2	1	4	0	4	3	7
MISS. VALLEY STATE	20	3-5	.600	1-2	.500	0-1	.000	2-2-4	0	0	0	2	0	7
at Connecticut	5	0-2	.000	0-1	.000	0-2	.000	1-1-2	0	0	0	0	0	0
at Oklahoma	2	0-1	.000	0-0	.000	0-0	.000	0-0-0	1	0	1	0	0	0
SE LOUISIANA	13	3-4	.750	1-2	.500	0-0	.000	0-3-3	4	0	2	1	1	7
EASTERN KENTUCKY	14	2-3	.667	0-1	.000	7-8	.875	1-1-2	2	0	0	1	0	11
LOUISIANA TECH	18	3-5	.600	1-1	1.000	0-0	.000	2-0-2	1	0	0	0	0	7
CHARLOTTE	19	2-4	.500	0-2	.000	3-4	.750	4-2-6	3	2	0	2	0	7
TEXAS SOUTHERN	21	3-5	.600	0-1	.000	4-4	1.000	1-5-6	1	4	1	2	2	10
SAVANNAH STATE	21	2-4	.500	0-0	.000	10-11	.909	1-6-7	0	0	1	3	0	14
MISSISSIPPI STATE	17	3-6	.500	0-1	.000	0-0	.000	1-0-1	2	0	1	0	4	6
at Ole Miss	29	6-10	.600	3-5	.600	0-0	.000	2-2-4	3	0	1	0	3	15
LSU	21	2-5	.400	1-3	.333	0-0	.000	0-0-0	0	0	0	1	0	5

at Kentucky

MICHIGAN

AUBURN

at Alabama

VANDERBILT

at LSU

at Georgia

SOUTH CAROLINA

at Tennessee

FLORIDA

ALABAMA

at Auburn

OLE MISS

at Mississippi State

* - Indicates game started | | % - SEC Tournament

CAREER STATISTICS

Season	GP	GS	Min	Avg	TOTAL			3-PT			FT	FTA	Pct	REBOUNDS			PF	FO	A	TO	Blk	Stl	Pts	Avg	
					FG	FGA	Pct	3FG	FGA	Pct				Off	Def	Tot									
2010-11	23	5	263	11.4	28	70	.400	7	33	.212	19	33	.576	23	53	76	3.3	23	1	10	19	11	8	82	3.6
2011-12	17	1	273	16.1	36	73	.493	9	24	.375	28	37	.757	23	35	58	3.4	23	0	12	13	18	16	109	6.4
TOTAL	40	6	536	13.4	64	143	.448	16	57	.281	47	70	.671	46	88	134	3.4	46	1	22	32	29	24	191	4.8



BJ YOUNG

Guard • 6-3 • 175 • Freshman • HS
St. Louis, Mo. (McCluer North HS)

#11

2011-12 Notes: Made his first career start against Southeastern Louisiana ... scored 24 points against Miss. St. which ranks as the third best single-game scoring effort by a freshman in school history in a SEC opener ... seven straight games scoring in double figures in November and December ... led Arkansas in scoring six times, rebounding two times and assists three times this year ... two straight games of 20-plus

points against UConn and Oklahoma, first Razorback to do that since Marshawn Powell in 2009-10 ... three 20-plus point games ... tallied a career best 28 points at No. 8 UConn in 27 minutes including 5-of-6 from three and five rebounds ... then career highs for points (18), field goals, offensive rebounds, defensive rebounds, total rebounds (11) and minutes in double-double against Utah Valley ... scored 16 points against Oakland with three three-point baskets in 20 minutes ... led the Razorbacks with five assists against USC Upstate ... rated the No. 16 player in the nation by ESPN, No. 25 by *Rivals* and No. 22 by *Scout* as a senior ... named an impact newcomer by *Sporting News' College Basketball* preview and a top newcomer by *Lindy's Sports College Basketball* preview.

2011-12 GAME-BY-GAME

Opponent	Min	FG-A	Pct.	3PT-A	Pct.	FT-A	Pct.	O-D-T	PF	A	TO	BS	ST	Pts.
USC UPSTATE	14	1-2	.500	0-0	.000	0-0	.000	0-3-3	2	5	2	0	0	2
OAKLAND	20	5-8	.625	3-5	.600	3-4	.750	0-1-1	0	2	0	0	0	16
vs. Houston	20	5-10	.500	1-4	.250	4-4	1.000	1-2-3	4	0	4	1	1	15
UTAH VALLEY	31	7-16	.438	1-4	.250	3-3	1.000	5-6-11	2	2	3	0	0	18
GRAMBLING STATE	26	8-16	.500	2-5	.400	0-0	.000	0-3-3	2	4	1	0	2	18
MISS. VALLEY STATE	21	4-8	.500	1-2	.500	2-4	.500	2-1-3	1	2	3	0	0	11
at Connecticut	27	10-20	.500	5-6	.833	3-4	.750	1-4-5	2	1	1	0	1	28
at Oklahoma	32	9-16	.563	3-7	.429	3-4	.750	0-1-1	3	3	2	0	3	24
SE LOUISIANA *	30	3-5	.600	0-1	.000	0-1	.000	0-6-6	2	0	1	0	2	6
EASTERN KENTUCKY	25	4-11	.364	2-4	.500	2-2	1.000	0-1-1	0	2	1	1	1	12
LOUISIANA TECH	24	7-11	.636	2-5	.400	0-0	.000	0-0-0	0	3	1	0	0	16
CHARLOTTE	19	2-6	.333	1-4	.250	2-3	.667	1-2-3	1	1	4	0	0	7
TEXAS SOUTHERN	22	4-10	.400	0-4	.000	0-0	.000	1-0-1	1	6	2	0	3	8
SAVANNAH STATE *	22	6-11	.545	2-3	.667	3-4	.750	0-3-3	3	0	5	1	0	17
MISSISSIPPI STATE	23	10-13	.769	2-4	.500	2-2	1.000	2-1-3	3	2	1	0	2	24
at Ole Miss	24	5-10	.500	1-2	.500	3-6	.500	1-1-2	2	2	4	0	2	14
LSU	22	6-11	.545	2-4	.500	5-8	.625	0-2-2	3	4	3	1	1	19

at Kentucky

MICHIGAN

AUBURN

at Alabama

VANDERBILT

at LSU

at Georgia

SOUTH CAROLINA

at Tennessee

FLORIDA

ALABAMA

at Auburn

OLE MISS

at Mississippi State

* - Indicates game started || % - SEC Tournament

2011-12 SEASON HIGHS

Points:	28, Connecticut (12/3/11)
FG Attempts:	20, Connecticut (12/3/11)
FG Made:	10, 2x (Mississippi St. (1/7/12))
3 Pt FGA:	7, Oklahoma (12/10/11)
3 Pt FGM:	5, Connecticut (12/3/11)
FT Attempts:	8, LSU (1/14/12)
FT Made:	5, LSU (1/14/12)
Off. Rebounds:	5, Utah Valley (11/22/11)
Def. Rebounds:	6, 2x (SE Louisiana (12/17/11))
Total Rebounds:	11, Utah Valley (11/22/11)
Assists:	6, Texas Southern (12/30/11)
Blocks:	1, 4x (LSU (1/14/12))
Steals:	3, 2x (Texas Southern (12/30/11))
Minutes:	32, Oklahoma (12/10/11)

CAREER HIGHS

Points:	28, Connecticut (12/3/11)
FG Attempts:	20, Connecticut (12/3/11)
FG Made:	10, 2x (Mississippi St. (1/7/12))
3 Pt FGA:	7, Oklahoma (12/10/11)
3 Pt FGM:	5, Connecticut (12/3/11)
FT Attempts:	8, LSU (1/14/12)
FT Made:	5, LSU (1/14/12)
Off. Rebounds:	5, Utah Valley (11/22/11)
Def. Rebounds:	6, 2x (SE Louisiana (12/17/11))
Total Rebounds:	11, Utah Valley (11/22/11)
Assists:	6, Texas Southern (12/30/11)
Blocks:	1, 4x (LSU (1/14/12))
Steals:	3, 2x (Texas Southern (12/30/11))
Minutes:	32, Oklahoma (12/10/11)

MISCELLANEOUS STATS

	2010-11	Career
Double-Digit Scoring	13	13
Double-Doubles	1	1

The SEC and NCAA Statistics

Category	Actual	SEC	NCAA
Scoring	15.0	6th	189th
Field Goal percentage	.522	5th	63rd
3-pt FG made	1.6	T15th	-

CAREER STATISTICS

Season	GP	GS	Min	Avg	TOTAL			3-PT			REBOUNDS			Avg	PF	FO	A	TO	Blk	Stl	Pts	Avg			
					FG	FGA	Pct	3FG	FGA	Pct	FT	FTA	Pct										Off	Def	Tot
2011-12	17	2	402	23.6	96	184	.522	28	64	.438	35	49	.714	14	37	51	3.0	31	0	39	38	4	18	255	15.0
TOTAL	17	2	402	23.6	96	184	.522	28	64	.438	35	49	.714	14	37	51	3.0	31	0	39	38	4	18	255	15.0

Current Razorback Career Stats Versus . . . Kentucky

Julysse Nobles

Year	GP	GS	Min	Avg	Total			3-Point			F-Throw			Rebounds				PF	FO	Ast	TO	Blk	Stl	Pts	Avg
					FG	FGA	Pct	FG	FGA	Pct	FT	FTA	Pct	Off	Def	Tot	Avg								
2009-10	1	0	9	9.0	2	2	1.000	0	0	.000	0	0	.000	0	0	0	0.0	0	0	1	0	0	1	4	4.0
2010-11	1	0	30	30.0	4	10	.400	2	4	.500	0	1	.000	1	0	1	1.0	4	0	1	1	1	0	10	10.0
TOTAL	2	0	39	19.5	6	12	.500	2	4	.500	0	1	.000	1	0	1	0.5	4	0	2	1	1	1	14	7.0

Marshawn Powell

Year	GP	GS	Min	Avg	Total			3-Point			F-Throw			Rebounds				PF	FO	Ast	TO	Blk	Stl	Pts	Avg
					FG	FGA	Pct	FG	FGA	Pct	FT	FTA	Pct	Off	Def	Tot	Avg								
2009-10	1	1	26	26.0	4	12	.333	0	0	.000	1	4	.250	3	5	8	8.0	4	0	0	1	0	0	9	9.0
2010-11	1	1	39	39.0	9	19	.474	2	3	.667	2	2	1.000	5	5	10	10.0	2	0	1	2	0	0	22	22.0
TOTAL	2	2	65	32.5	13	31	.419	2	3	.667	3	6	.500	8	10	18	9.0	6	0	1	3	0	0	31	15.5

Michael Sanchez

Year	GP	GS	Min	Avg	Total			3-Point			F-Throw			Rebounds				PF	FO	Ast	TO	Blk	Stl	Pts	Avg
					FG	FGA	Pct	FG	FGA	Pct	FT	FTA	Pct	Off	Def	Tot	Avg								
2008-09	1	1	28	28.0	4	5	.800	0	0	.000	0	0	.000	0	3	3	3.0	1	0	0	1	0	1	8	8.0
2010-11	1	0	12	12.0	0	2	.000	0	0	.000	0	0	.000	3	1	4	4.0	2	0	0	1	0	0	0	0.0
TOTAL	2	1	40	20.0	4	7	.571	0	0	.000	0	0	.000	3	4	7	3.5	3	0	0	2	0	1	8	4.0

Mardracus Wade

Year	GP	GS	Min	Avg	Total			3-Point			F-Throw			Rebounds				PF	FO	Ast	TO	Blk	Stl	Pts	Avg
					FG	FGA	Pct	FG	FGA	Pct	FT	FTA	Pct	Off	Def	Tot	Avg								
2010-11	1	0	10	10.0	0	3	.000	0	2	.000	0	0	.000	1	1	2	2.0	2	0	1	0	0	1	0	0.0
TOTAL	1	0	10	10.0	0	3	.000	0	2	.000	0	0	.000	1	1	2	2.0	2	0	1	0	0	1	0	0.0

Arkansas' Record When ...

Leading at the half:	13-0
Trailing at the half:	0-3
<u>Tied at the half:</u>	<u>0-1</u>
Leading with 5:00 left	12-0
Trailing with 5:00 left	1-4
<u>Tied with 5:00 left</u>	<u>0-0</u>
<u>In Overtime</u>	<u>0-0</u>
Out-rebounding opponent:	7-1
Out-rebounded:	6-3
<u>Tied in rebounding:</u>	<u>0-0</u>
More turnovers:	2-0
Less turnovers:	11-4
<u>Tied in turnovers:</u>	<u>0-0</u>
More free throw attempts:	11-1
Less free throws attempts:	2-3
<u>Tied in free throws attempts:</u>	<u>0-0</u>
Shooting better than 50%	5-0
<u>Shooting worse than 50%</u>	<u>8-4</u>
Opponent better than 50%	1-4
<u>Opponent worse than 50%</u>	<u>12-0</u>
Shooting better than opponent:	11-0
<u>Shooting worse than opponent:</u>	<u>2-4</u>
Bench outscores opponent bench:	11-3
Opponent bench outscores bench:	2-1
<u>Tied in bench points:</u>	<u>0-0</u>
Scoring 0-59 points:	0-0
Scoring 60-69 points:	3-3
Scoring 70-79 points:	3-1
Scoring 80-89 points:	4-0
Scoring 90-99 points:	3-0
<u>Scoring 100+ points:</u>	<u>0-0</u>
Opponent scores 0-59 points:	5-0
Opponent scores 60-69 points:	7-0
Opponent scores 70-79 points:	0-3
Opponent scores 80-89 points:	1-1
Opponent scores 90+ points:	0-0
On Mondays:	0-0
On Tuesdays:	3-0
On Wednesdays:	3-1
On Thursdays:	1-0
On Fridays:	2-1
On Saturdays:	4-2
<u>On Sundays:</u>	<u>0-0</u>
In November:	5-1
In December:	5-2
In January:	3-1
In February:	0-0
In March:	0-0
<u>In April:</u>	<u>0-0</u>
On CBS:	0-0
On ESPN:	0-1
On ESPN2:	0-0
On ESPNU:	0-0
On SEC Network:	0-1
On Razorback Sports Network:	5-1
On Fox Sports Net:	1-1
On Comcast:	1-0

Starting Lineups

W-L	G	G	G/F	F	F
9-3	Nobles	Scott	Wade	Abron	Sanchez
2-0	Nobles	Scott	Wade	Powell	Sanchez
1-0	Nobles	Young	Wade	Abron	Sanchez
0-1	Nobles	Scott	Wade	Waithe	Sanchez
1-0	Young	Scott	Wade	Abron	Sanchez

Win/Loss Margin

	1	2	3	4	5	6	7	8	9	10	11-15	16-29	30+
Wins (13)	-	-	-	-	-	-	1	1	1	1	3	4	2
Losses (4)	-	-	-	-	-	-	-	1	1	-	2	-	-

Jump Balls Controlled

Arkansas	7
Opponents	10

First Player Off the Bench

(can be multiple subs)

Abron	-
Haydar	-
Madden	3
Mickelson	8
Nobles	1
Powell	-
Sanchez	-
Scott	-
Thompson	-
Wade	-
Waithe	8
Young	8

Shot that Won the Game

(player who's shot exceeded opponent's total)

Abron	-
Haydar	-
Madden	3
Mickelson	1
Nobles	2
Powell	-
Sanchez	-
Scott	-
Thompson	-
Wade	2
Waithe	-
Young	5

How Arkansas Scored First

Jump Shot	4
Three Pointer	4
Lay-up	4
Free Throw	5
Dunk	-
Hook Shot	-
Follow/Putback	-
Tip-in	-

Largest lead at half:

Largest lead at half blown:

Largest deficit at half:

Largest deficit at half erased:

Largest lead:

Biggest win:

Largest lead blown:

Biggest deficit:

Biggest deficit overcome:

Bench Points Pts (Avg)

Arkansas	566 (33.3)
Opponents	396 (23.3)

Who Scored first

Abron	2
Haydar	-
Madden	-
Mickelson	-
Nobles	2
Powell	1
Sanchez	1
Scott	6
Thompson	-
Wade	5
Waithe	-
Young	-

Hustle Stats

Player	Floor Burns	Dunks	Charges	Steals
Abron	12	1	7	15
Haydar	2	-	-	3
Madden	5	1	1	9
Mickelson	5	5	-	10
Nobles	13	2	5	21
Powell	-	1	-	2
Sanchez	8	-	4	14
Scott	2	6	-	20
Thompson	-	-	-	1
Wade	14	-	8	29
Waithe	5	4	1	16
Young	3	11	-	18

Last Time It Happened

The last time Arkansas....

Scored 100 points: Nov. 13, 2009, vs. Alcorn St., 130-68
 Scored less than 50 points: Jan. 22, 2011, vs. Florida, 75-43
 Shot 60 percent from the field in a game: Dec. 7, 2009, .659
 (27-41) vs. Delaware St.
 Shot 60 percent from three-point range in a game: Dec. 7, 2009, .615
 (8-13) vs. Delaware St.
 Shot 65 percent from the field in a half: .Jan. 7, 2012, .679 (19-28)
 vs. Mississippi State
 Shot 70 percent from the field in a half:Dec. 7, 2009, .813
 (13-16) vs. Delaware St.
 Shot 80 percent from the free-throw line (minimum 10 attempts):
 Dec. 22, 2011, .818 (9-11) vs. Louisiana Tech
 Shot 90 percent from the free-throw line (minimum 10 attempts):
 Feb. 12, 2005, .941 (16-17) vs. LSU
 Shot 80 percent from the free-throw line (minimum 10 attempts) in
 consecutive games: ..Dec. 20, 2011, .829 (29-35) vs. E. Kentucky;
 Dec. 22, 2011, .818 (9-11) vs. Louisiana Tech
 Made 15 three-pointers in a game: Dec. 29, 2010
 15 vs. North Carolina A&T
 Made 20 or more free throws in a game:Jan. 7, 2012, 22-28
 vs. Mississippi State
 Made 30 or more free throws in a game:Jan. 3, 2012, 31-39
 vs. Savannah State
 Shot 40 or more free throws in a game: Nov. 29, 2009, 41
 (made 26) vs. S. Alabama
 Had 50 rebounds in a game:Feb. 16, 2011,
 50 vs. Florida A&M
 Had 60 rebounds in a game: Nov. 22, 2002,
 77 vs. Jackson State
 Had 20 offensive rebounds in a game: Dec. 3, 2011
 27 vs. Connecticut
 Had 20 assists in a game: Jan. 7, 2012
 22 vs. Mississippi State
 Forced 20 turnovers in a game:Jan. 11, 2012,
 23 vs. Mississippi
 Had 10 blocked shots in a game:Jan. 3, 2012,
 10 vs. Savannah State
 Had 15 steals in a game:Nov. 26, 2011
 16 vs. Grambling State
 Had six players score in double figures:Nov. 16, 2011,
 vs. Oakland (Marshawn Powell 20, BJ Young 16,
 Mardracus Wade 14, Rickey Scott 10, Julysses Nobles 10,
 Rashad Madden 10)
 Had five players score in double figures:Jan. 7, 2012,
 vs. Mississippi State (Rashad Madden 11, Julysses Nobles 24,
 Michael Sanchez 12, Mardracus Wade 12, BJ Young 24)
 Beat a ranked opponent:Jan. 7, 2012,
 No. 15/16 Mississippi State, 98-88
 Beat a top 10 team:Jan. 6, 2009, No. 7 Texas, 67-61
 Beat a top five team: Dec. 30, 2008, No. 4 Oklahoma, 96-88
 Beat a ranked team on the road:Jan. 29, 2011,
 No. 19 Vanderbilt, 89-78

The last time a Razorback....

Scored 30 points in a game:Jan. 29, 2011,
 Rotnei Clarke, 36 vs. Vanderbilt
 Scored 40 points in a game: Nov. 13, 2009,
 Rotnei Clarke, 51 vs. Alcorn St.
 Scored 30 or more points in consecutive games:Jan. 26 and
 Jan. 30, 2002, Jannero Pargo, 35 vs. Florida and 33 at Alabama
 Scored 25 or more points in consecutive games: .. Nov. 24 & 27, 2009,
 Rotnei Clarke vs. Morgan St. (26) and E. Tenn. St. (32)
 Scored 20 or more points in three consecutive games: Dec. 30,
 Jan. 3, Jan. 6, 2009, Mike Washington vs. Oklahoma (24),
 North Texas (34), Texas (22), respectively
 Recorded a triple-double: Dec. 10, 2008,
 Courtney Fortson, 20 points, 10 rebounds, 11 assists
 vs. North Carolina Central
 Recorded a double-double: November 22, 2011,
 BJ Young, 18 points, 11 rebounds
 Pair of teammates recorded double-doubles in the same game:
 December 15, 2010 vs. Mississippi Valley State
 Glenn Bryant, 12 points, 10 rebounds;
 Delvon Johnson, 15 points, 10 rebounds
 Had 15 rebounds in a game: Dec. 3, 2011,
 Devonta Abron, 16 vs. Connecticut
 Had 20 rebounds in a game: Nov. 21, 1997,
 Nick Davis, 23 vs. Jackson State
 Three straight double-figure rebounding games: Dec. 4, Dec. 8,
 Dec. 15, 2010, Delvon Johnson, 14 vs. Troy,
 12 vs. Seton Hall, 10 vs. Miss. Valley St.
 Made five three-pointers in a game: Dec. 3, 2011,
 BJ Young, 5 (of 6) vs. Connecticut
 Made 10 free throws in a game:Jan. 3, 2012,
 Marvell Waithe 10 (of 11) vs. Savannah State
 Made 10 consecutive field goals:Jan. 3, 2009,
 Mike Washington 10 vs. North Texas (12-15 overall)
 Had 10 assists in a game:Jan. 21, 2010,
 Courtney Fortson, 11 vs. Florida
 Had five blocked shots in a game: Jan. 14, 2012,
 Hunter Mickelson, 7 vs. LSU
 Had five steals in a game:Jan. 14, 2012,
 Mardracus Wade, 5 vs. LSU

Official Basketball Box Score -- Game Totals -- Final Statistics
USC Upstate vs Arkansas
11-11-11 7 pm at Bud Walton Arena

USC Upstate 63 • 0-1

#	Player	Total		3-Ptr		Rebounds			PF	TP	A	TO	Blk	Stl	Min
		FG-FGA	FT-FTA	FG-FGA	FT-FTA	Off	Def	Tot							
23	CRAIG, Torrey	f	2-12	0-5	0-1	3	4	7	4	4	2	3	0	0	15
24	MAXEY, Jodd	f	3-8	0-0	0-0	0	0	0	3	6	1	2	0	0	25
34	OLUMUYIWA, Babatund	c	1-3	0-0	1-0	1	2	3	4	2	0	2	0	0	12
05	GREENE, Ty	g	3-9	0-3	1-1	0	3	3	0	7	2	0	0	4	27
15	RODGERS, Adrian	g	3-9	0-4	2-4	1	1	2	3	8	0	5	0	1	19
01	PORCHEA, Shane	g	0-1	0-0	0-0	2	0	2	0	0	0	0	0	0	4
12	GLENN, Ricardo	g	3-6	0-0	1-2	2	3	5	3	7	0	0	0	1	23
13	MILLER, Fred	g	4-7	2-3	0-2	0	1	1	3	10	2	3	0	1	15
30	ELAM, Rob	g	0-2	0-1	4-4	0	1	1	1	4	2	0	0	1	14
31	BLESSING, Mario	g	2-3	2-2	0-1	2	2	4	2	6	3	2	0	2	23
32	ROGERS, Chalmers	g	1-1	0-0	0-0	0	0	0	1	2	0	0	0	0	6
33	COOK, Carter	g	3-7	1-1	0-0	3	0	3	3	7	2	2	1	1	17
Team						1	0	1							
Totals			25-68	5-19	8-15	15	17	32	27	63	14	19	3	11	200

FG % 1st Half: 10-36 27.8% 2nd half: 15-32 46.9% Game: 25-68 36.8%
3FG % 1st Half: 1-10 10.0% 2nd half: 4-9 44.4% Game: 5-19 26.3%
FT % 1st Half: 7-10 70.0% 2nd half: 1-5 20.0% Game: 8-15 53.3%

Arkansas 83 • 1-0

#	Player	Total		3-Ptr		Rebounds			PF	TP	A	TO	Blk	Stl	Min
		FG-FGA	FT-FTA	FG-FGA	FT-FTA	Off	Def	Tot							
31	SANCHEZ, Michael	f	3-7	0-0	3-4	2	2	4	4	9	0	2	2	1	16
33	POWELL, Marshawn	f	6-8	0-1	7-10	2	3	5	3	19	1	4	1	1	19
01	WADE, Mardracus	g	3-6	1-2	0-0	1	0	1	1	7	1	0	0	2	26
03	SCOTT, Rickey	g	5-7	0-1	1-2	0	7	7	1	11	2	3	0	2	25
23	NOBLES, Julysse	g	3-5	1-2	2-2	0	2	2	3	9	4	3	0	1	30
00	MADDEEN, Rashad	g	2-5	0-2	4-4	0	2	2	1	8	1	4	0	0	19
04	ABRON, Devonta	g	1-7	0-0	2-3	2	2	4	2	4	1	1	0	1	15
11	YOUNG, BJ	g	1-2	0-0	0-0	0	3	3	2	2	5	2	0	0	14
20	HAYDAR, Kikko	g	0-0	0-0	0-0	1	0	1	0	0	0	1	0	0	5
21	MICKELSON, Hunter	g	3-6	0-0	1-1	1	2	3	0	7	0	1	2	1	17
22	WAITHE, Marvell	g	3-5	1-1	0-1	3	1	4	1	7	1	2	0	1	14
Team						1	4	5							
Totals			30-58	3-9	20-27	13	28	41	18	83	16	23	5	10	200

FG % 1st Half: 15-30 50.0% 2nd half: 15-28 53.6% Game: 30-58 51.7%
3FG % 1st Half: 2-7 28.6% 2nd half: 1-2 50.0% Game: 3-9 33.3%
FT % 1st Half: 9-13 69.2% 2nd half: 11-14 78.6% Game: 20-27 74.1%

Officials: Mike Nance, Ron Groover, Chuck Jones
Technical fouls: USC Upstate-None. Arkansas-None.
Attendance: 13093
Estimated Actual Attendance: 10,500

Score by periods	1st	2nd	Total
USC Upstate	28	35	63
Arkansas	41	42	83

Last FG - UPST 2nd-01:57, ARK 2nd-01:30.
Largest lead - UPST None, ARK by 26 2nd-04:14.

Points	In	Off	2nd	Fast	Bench
USPST	24	20	8	8	36
ARK	46	17	11	12	28

Score tied - 0 times.
Lead changed - 0 times.

Official Basketball Box Score -- Game Totals -- Final Statistics
Oakland vs Arkansas
11-16-11 7 pm at Bud Walton Arena

Oakland 68 • 0-2

#	Player	Total		3-Ptr		Rebounds			PF	TP	A	TO	Blk	Stl	Min
		FG-FGA	FT-FTA	FG-FGA	FT-FTA	Off	Def	Tot							
15	VALENTINE, Drew	f	5-13	1-3	2-2	6	4	10	2	13	5	3	0	0	35
02	PETROS, Corey	f	3-9	0-0	0-0	5	9	14	1	6	2	1	1	0	36
43	BADER, Travis	g	7-16	7-14	0-0	0	3	3	21	1	2	0	1	1	34
22	CUSHINGBERRY, Blake	g	3-7	2-6	0-0	0	3	3	0	8	1	2	0	0	18
23	HAMILTON, Reggie	g	3-14	2-8	3-3	2	1	3	21	4	6	0	0	0	29
02	WILLIAMS, Dante	g	0-0	0-0	0-0	0	1	1	1	0	0	1	0	1	11
22	LUCAS-PERRY, Laval	g	1-6	0-4	0-0	2	1	3	2	2	0	2	0	1	21
33	BASS, Ryan	g	3-7	0-1	1-3	2	0	2	4	7	1	1	0	0	15
40	SIKORA, Kyle	g	0-0	0-0	0-0	0	0	0	0	0	0	0	0	0	1
Team						2	0	2							
Totals			25-72	12-36	6-8	19	22	41	15	68	14	18	1	3	200

FG % 1st Half: 10-35 28.6% 2nd half: 15-37 40.5% Game: 25-72 34.7%
3FG % 1st Half: 5-18 27.8% 2nd half: 7-18 38.9% Game: 12-36 33.3%
FT % 1st Half: 2-2 100.0% 2nd half: 4-6 66.7% Game: 6-8 75.0%

Arkansas 91 • 2-0

#	Player	Total		3-Ptr		Rebounds			PF	TP	A	TO	Blk	Stl	Min
		FG-FGA	FT-FTA	FG-FGA	FT-FTA	Off	Def	Tot							
31	SANCHEZ, Michael	f	3-6	0-0	0-0	1	3	4	1	6	0	0	1	1	17
33	POWELL, Marshawn	f	9-13	0-1	2-3	3	4	7	3	20	2	4	2	1	24
01	WADE, Mardracus	g	4-6	2-3	4-5	0	1	1	2	14	0	3	0	2	21
03	SCOTT, Rickey	g	5-9	0-3	0-0	0	4	4	1	10	5	0	1	2	27
23	NOBLES, Julysse	g	4-8	2-5	0-0	1	4	5	3	10	7	2	1	2	30
00	MADDEEN, Rashad	g	5-10	0-2	0-0	0	3	3	0	10	2	0	0	0	19
04	ABRON, Devonta	g	0-3	0-0	0-0	1	1	2	1	2	0	0	0	0	10
11	YOUNG, BJ	g	5-8	3-5	3-4	0	1	1	0	16	2	0	0	0	20
20	HAYDAR, Kikko	g	0-0	0-0	0-0	0	0	0	0	1	0	0	0	0	3
21	MICKELSON, Hunter	g	1-4	0-0	0-0	0	2	2	2	2	0	2	1	1	15
22	WAITHE, Marvell	g	1-2	1-1	0-0	1	5	6	2	3	1	2	1	1	14
Team						3	2	5							
Totals			37-69	8-20	9-12	10	30	40	16	91	21	11	8	10	200

FG % 1st Half: 22-39 56.4% 2nd half: 15-30 50.0% Game: 37-69 53.6%
3FG % 1st Half: 5-11 45.5% 2nd half: 3-9 33.3% Game: 8-20 40.0%
FT % 1st Half: 6-8 75.0% 2nd half: 3-4 75.0% Game: 9-12 75.0%

Officials: Gary Maxwell, Rick Hartzell, Glenn Tuitt
Technical fouls: Oakland-None. Arkansas-None.
Attendance: 11618
Estimated Actual Attendance: 8,000

Score by periods	1st	2nd	Total
Oakland	27	41	68
Arkansas	55	36	91

Points	In	Off	2nd	Fast	Bench
OAKLAN	22	14	11	7	9
ARK	50	23	15	23	31

Last FG - OAKLAND 2nd-00:06, ARK 2nd-01:20.
Largest lead - OAKLAND None, ARK by 29 2nd-09:12.

Score tied - 1 time.
Lead changed - 0 times.

Official Basketball Box Score -- Game Totals -- Final Statistics
Houston vs Arkansas
11-18-11 7 pm at Verizon Arena

Houston 87 • 3-0

#	Player	Total		3-Ptr		Rebounds			PF	TP	A	TO	Blk	Stl	Min
		FG-FGA	FT-FTA	FG-FGA	FT-FTA	Off	Def	Tot							
02	HARRIS, Alandise	f	6-8	1-1	5-8	3	3	6	4	18	0	6	2	1	23
35	THOMAS, TaShawn	f	3-7	0-0	1-1	1	9	10	4	7	0	4	2	0	30
00	YOUNG, Joseph	g	2-11	1-5	2-2	1	1	2	1	7	3	2	0	0	32
11	THIBODEAUX, Darian	g	3-6	2-5	2-2	1	2	3	10	3	2	0	0	0	36
23	SIMMONS, Jonathon	g	6-8	0-1	4-5	1	6	7	5	16	3	3	0	0	25
01	MCLEEN, Mikhal	g	0-2	0-0	0-0	1	1	2	1	0	0	1	1	0	10
03	THOMPSON, J.J.	g	3-7	1-2	3-4	0	3	3	0	10	3	1	0	0	26
32	VAN SLYKE, Kirk	g	8-10	2-2	1-1	3	2	5	5	19	3	1	2	0	18
Team						1	2	3							
Totals			31-59	7-16	18-23	12	29	41	23	87	15	20	7	1	200

FG % 1st Half: 13-26 50.0% 2nd half: 18-33 54.5% Game: 31-59 52.5%
3FG % 1st Half: 6-9 66.7% 2nd half: 1-7 14.3% Game: 7-16 43.8%
FT % 1st Half: 4-6 66.7% 2nd half: 14-17 82.4% Game: 18-23 78.3%

Arkansas 78 • 2-1

#	Player	Total		3-Ptr		Rebounds			PF	TP	A	TO	Blk	Stl	Min
		FG-FGA	FT-FTA	FG-FGA	FT-FTA	Off	Def	Tot							
22	WAITHE, Marvell	f	1-4	0-1	0-0	1	3	4	0	2	0	2	0	1	14
31	SANCHEZ, Michael	f	4-7	0-0	3-5	1	2	3	0	11	0	0	1	0	23
01	WADE, Mardracus	g	1-5	1-3	5-5	2	1	3	3	8	4	1	1	4	34
03	SCOTT, Rickey	g	4-10	0-3	0-2	0	4	4	4	8	2	3	0	2	35
23	NOBLES, Julysse	g	5-11	2-5	5-8	2	3	5	4	17	2	0	1	4	33
00	MADDEEN, Rashad	g	6-13	0-1	1-5	2	2	4	4	13	1	0	2	0	26
04	ABRON, Devonta	g	1-2	0-0	0-0	0	0	0	1	2	0	0	0	0	3
11	YOUNG, BJ	g	5-10	1-4	4-4	1	2	3	4	15	0	4	1	1	20
21	MICKELSON, Hunter	g	1-3	0-0	0-0	1	0	1	2	2	1	0	1	0	12
Team						3	0	3							
Totals			28-65	4-17	18-29	13	17	30	22	78	10	10	7	12	200

FG % 1st Half: 14-32 43.8% 2nd half: 14-33 42.4% Game: 28-65 43.1%
3FG % 1st Half: 3-6 50.0% 2nd half: 1-11 9.1% Game: 4-17 23.5%
FT % 1st Half: 5-10 50.0% 2nd half: 13-19 68.4% Game: 18-29 62.1%

Official Basketball Box Score -- Game Totals -- Final Statistics
Grambling St. vs Arkansas
11-26-11 7 pm at Fayetteville, Ark. (Bud Walton Arena)

Grambling St. 44 • 0-5

#	Player	Total			3-Ptr			Rebounds			PF	TP	A	TO	Blk	Stl	Min
		FG-FGA	FG-FGA	FT-FTA	FG-FGA	FG-FGA	FT-FTA	Off	Def	Tot							
11	PURVIS, Bryant	f	0-1	0-0	0-0	0	1	1	3	0	0	1	0	0	0	6	
42	DANRIDGE, Steven	f	0-4	0-0	0-0	1	2	3	1	0	0	4	0	0	0	23	
40	ROBERSON, PJ	c	5-13	0-0	2-3	4	6	10	1	12	1	2	10	0	0	40	
02	LIVAS, Rondale	g	1-8	0-0	2-2	2	6	8	0	4	3	7	0	1	40		
04	ROGERS, Xavier	g	2-8	2-5	1-2	0	4	4	2	7	3	3	0	2	32		
20	HIGGINS, Roman	g	5-13	4-9	2-3	1	2	3	1	16	1	8	0	1	38		
23	WHEELER, Demetri	g	2-8	0-0	1-2	2	1	3	2	5	2	2	0	0	21		
	Team					5	2	7									
	Totals		15-55	6-14	8-12	15	24	39	10	44	10	27	10	4	200		

FG % 1st Half: 9-27 33.3% 2nd half: 6-28 21.4% Game: 15-55 27.3%
 3FG % 1st Half: 3-6 50.0% 2nd half: 3-8 37.5% Game: 6-14 42.9%
 FT % 1st Half: 4-5 80.0% 2nd half: 4-7 57.1% Game: 8-12 66.7%

Arkansas 86 • 4-1

#	Player	Total			3-Ptr			Rebounds			PF	TP	A	TO	Blk	Stl	Min
		FG-FGA	FG-FGA	FT-FTA	FG-FGA	FG-FGA	FT-FTA	Off	Def	Tot							
04	ABRON, Devonta	f	3-8	0-0	4-6	2	3	5	0	10	2	0	0	0	0	18	
31	SANCHEZ, Michael	f	2-7	0-0	0-0	4	2	6	2	4	0	1	0	1	15		
01	WADE, Mardracus	g	2-4	1-3	0-0	0	0	0	3	5	0	2	0	0	17		
03	SCOTT, Ricky	g	2-7	0-2	1-2	1	3	4	1	5	2	2	0	2	21		
23	NOBLES, Julysse	g	3-8	1-5	0-0	2	4	6	3	7	2	1	1	1	19		
00	MADDEN, Rashad	g	5-8	3-5	2-2	1	4	5	3	15	3	0	1	0	22		
11	YOUNG, BJ	g	8-16	2-5	0-0	0	3	3	2	18	4	1	0	2	26		
14	THOMPSON, Matt	g	1-2	1-1	0-0	0	1	1	0	3	0	0	0	1	3		
20	HAYDAR, Kikko	g	1-4	0-3	0-0	0	1	1	2	2	3	1	0	3	12		
21	MICKELSON, Hunter	g	5-7	0-0	0-0	6	2	8	0	10	5	1	3	3	25		
22	WAITHE, Marvell	g	2-6	0-1	3-4	2	0	2	1	7	4	0	4	3	22		
	Team					3	1	4									
	Totals		34-77	8-25	10-14	21	24	45	17	86	25	9	9	16	200		

FG % 1st Half: 16-39 41.0% 2nd half: 18-38 47.4% Game: 34-77 44.2%
 3FG % 1st Half: 4-12 33.3% 2nd half: 4-13 30.8% Game: 8-25 32.0%
 FT % 1st Half: 5-8 62.5% 2nd half: 5-6 83.3% Game: 10-14 71.4%

Officials: Karl Hess, Tracy Woodson, James Barker
 Technical fouls: Grambling St.-None. Arkansas-None.
 Attendance: 11357
 Estimated Actual Attendance: 5,500

Score by periods	1st	2nd	Total
Grambling St.	25	19	44
Arkansas	41	45	86

Last FG - GSU 2nd-03:57, ARK 2nd-01:05.
 Largest lead - GSU None, ARK by 43 2nd-01:05.

	Points	In	Off	2nd	Fast	Bench
	Paint	Paint	T/O	Chance	Break	
GSU	8	9	14	0	21	
ARK	46	39	26	22	55	

Score tied - 1 time.
 Lead changed - 0 times.

Official Basketball Box Score -- Game Totals -- Final Statistics
Miss. Valley St. vs Arkansas
11-30-11 7 pm at Fayetteville, Ark. (Bud Walton Arena)

Miss. Valley St. 64 • 1-6

#	Player	Total			3-Ptr			Rebounds			PF	TP	A	TO	Blk	Stl	Min
		FG-FGA	FG-FGA	FT-FTA	FG-FGA	FG-FGA	FT-FTA	Off	Def	Tot							
12	STUDIVANT, Amos	f	0-1	0-0	0-2	4	1	5	3	0	0	1	0	1	22		
23	JONES, Falando	f	3-7	2-3	1-2	1	0	1	1	9	3	1	0	0	24		
32	CROSBY, Paul	c	3-15	1-6	5-2	0	6	6	1	12	3	2	0	1	34		
03	JOYNER, Terrence	g	3-14	1-8	8-8	3	1	4	3	15	2	3	0	0	33		
25	BURWELL, Kevin	g	1-8	1-3	1-2	1	2	3	4	2	2	0	0	0	27		
05	PAJKOVIC, Luka	g	4-8	1-3	0-1	1	2	3	9	0	1	0	0	0	19		
11	ARRINGTON, Brent	g	0-1	0-0	0-0	0	0	0	5	0	2	0	0	0	11		
21	COX, Cor-J	g	6-8	1-1	2-4	3	6	9	2	15	1	1	1	1	27		
33	RALLING, Blake	g	0-1	0-1	0-0	0	0	0	0	0	0	0	0	0	3		
	Team					3	1	4									
	Totals		20-63	7-25	17-24	16	19	35	21	64	11	15	1	2	200		

FG % 1st Half: 11-31 35.5% 2nd half: 9-32 28.1% Game: 20-63 31.7%
 3FG % 1st Half: 5-10 50.0% 2nd half: 2-15 13.3% Game: 7-25 28.0%
 FT % 1st Half: 3-5 60.0% 2nd half: 14-19 73.7% Game: 17-24 70.8%

Arkansas 97 • 5-1

#	Player	Total			3-Ptr			Rebounds			PF	TP	A	TO	Blk	Stl	Min
		FG-FGA	FG-FGA	FT-FTA	FG-FGA	FG-FGA	FT-FTA	Off	Def	Tot							
04	ABRON, Devonta	f	5-6	0-0	3-5	1	5	6	2	13	3	1	2	0	20		
31	SANCHEZ, Michael	f	3-3	1-1	0-1	1	4	5	4	7	0	0	1	1	15		
01	WADE, Mardracus	g	7-10	4-6	2-3	2	2	4	2	20	1	0	0	1	28		
03	SCOTT, Ricky	g	4-9	1-3	2-6	1	2	3	3	11	5	1	0	1	26		
23	NOBLES, Julysse	g	4-6	3-5	5-6	0	3	3	2	16	4	1	0	1	28		
00	MADDEN, Rashad	g	1-3	0-1	0-0	0	3	3	2	2	0	2	0	0	10		
11	YOUNG, BJ	g	4-8	1-2	2-4	2	1	3	1	11	2	3	0	0	21		
14	THOMPSON, Matt	g	0-1	0-1	0-0	0	1	1	0	1	0	1	0	0	2		
20	HAYDAR, Kikko	g	2-4	0-2	0-0	1	1	2	1	4	0	1	0	0	12		
21	MICKELSON, Hunter	g	2-4	0-0	2-2	1	3	4	1	6	1	2	2	1	18		
22	WAITHE, Marvell	g	3-5	1-2	0-1	2	2	4	0	7	0	0	2	0	20		
	Team					1	0	1									
	Totals		35-59	11-23	16-28	12	27	39	19	97	17	11	7	5	200		

FG % 1st Half: 17-29 58.6% 2nd half: 18-30 60.0% Game: 35-59 59.3%
 3FG % 1st Half: 8-12 66.7% 2nd half: 3-11 27.3% Game: 11-23 47.8%
 FT % 1st Half: 5-12 41.7% 2nd half: 11-16 68.8% Game: 16-28 57.1%

Officials: Joe Lindsay, John Cahill, Bert Smith
 Technical fouls: Miss. Valley St.-None. Arkansas-None.
 Attendance: 11446
 Estimated Actual Attendance: 6,700
 Fouled Out: Mississippi Valley St. #11 Arrington at 4:36 in 2nd Half

Score by periods	1st	2nd	Total
Miss. Valley St.	30	34	64
Arkansas	47	50	97

Last FG - MVSUM 2nd-01:46, ARK 2nd-00:23.
 Largest lead - MVSUM None, ARK by 34 2nd-02:59.

	Points	In	Off	2nd	Fast	Bench
	Paint	Paint	T/O	Chance	Break	
MVSUM	22	12	12	7	24	
ARK	34	20	20	9	30	

Score tied - 0 times.
 Lead changed - 0 times.

Official Basketball Box Score -- Game Totals -- Final Statistics
Arkansas vs UConn
12/3/11 3:15 p.m. at XL Center Hartford, Conn.

Arkansas 62 • 5-2

#	Player	Total			3-Ptr			Rebounds			PF	TP	A	TO	Blk	Stl	Min
		FG-FGA	FG-FGA	FT-FTA	FG-FGA	FG-FGA	FT-FTA	Off	Def	Tot							
04	ABRON, Devonta	f	4-12	0-0	0-4	12	4	16	4	8	2	2	0	2	34		
31	SANCHEZ, Michael	f	1-3	0-0	0-0	0	3	3	2	2	1	1	1	0	26		
01	WADE, Mardracus	g	3-7	2-5	3-4	2	0	2	2	11	1	2	0	0	25		
03	SCOTT, Ricky	g	2-9	1-3	0-0	1	1	2	1	5	1	1	0	0	22		
23	NOBLES, Julysse	g	0-5	0-4	0-0	0	1	1	2	0	3	3	0	0	26		
00	MADDEN, Rashad	g	2-11	0-2	0-0	2	2	4	1	4	3	1	0	1	21		
11	YOUNG, BJ	g	10-20	5-6	3-4	1	4	5	2	28	1	1	0	1	27		
21	MICKELSON, Hunter	g	2-8	0-1	0-0	4	1	5	3	4	0	1	1	0	14		
22	WAITHE, Marvell	g	0-2	0-1	0-2	1	1	2	0	0	0	0	0	0	5		
	Team					4	3	7									
	Totals		24-77	8-22	6-14	27	20	47	17	62	12	12	2	4	200		

FG % 1st Half: 12-35 34.3% 2nd half: 12-42 28.6% Game: 24-77 31.2%
 3FG % 1st Half: 5-10 50.0% 2nd half: 3-12 25.0% Game: 8-22 36.4%
 FT % 1st Half: 3-8 37.5% 2nd half: 3-6 50.0% Game: 6-14 42.9%

UConn 75 • 7-1

#	Player	Total			3-Ptr			Rebounds			PF	TP	A	TO	Blk	Stl	Min
		FG-FGA	FG-FGA	FT-FTA	FG-FGA	FG-FGA	FT-FTA	Off	Def	Tot							
02	DANIELS, DeAndre	f	1-3	0-0	1-2	1	0	1	0	3	0	0	0	1	6		
34	ORIAKHI, Alex	f	3-6	0-0	3-3	1	7	8	1	9	1	2	1	0	28		
12	DRUMMOND, Andre	c	0-3	0-0	1-4	0	1	1	2	1	0	0	4	0	17		
03	LAMB, Jeremy	g	6-9	2-2	0-0	1	5	6	4	14	2	4	2	1	26		
13	NAPIER, Shabazz	g	3-6	1-3	2-2	0	4	4	2	9	7	3	2	1	37		
05	GIFFEY, Niels	g	1-2	0-0	2-2	1	1	2	2	4	1	0	0	1	14		
10	OLANDER, Tyler	g	6-8	0-0	0-0	0	6	6	3	12	0	1	0	0	31		
11	BOATRIGT, Ryan	g	8-12	2-3	5-8	0	5	0	23	6	2	1	2	35			
22	SMITH, Roscoe	g	0-0	0-0	0-0	0	0	0	0	0	0	2	1	0	6		
	Team					0	2	2									
	Totals		28-49	5-8	14-21	4	31	35	14	75	17	15	11	6	200		

FG % 1st Half: 14-27 51.9% 2nd half: 14-22 63.6% Game: 28-49 57.1%
 3FG % 1st Half: 3-5 60.0% 2nd half: 2-3 66.7% Game: 5-8 62.5%
 FT % 1st Half: 8-12 66.7% 2nd half: 6-9 66.7% Game: 14-21 66.7%

Officials: Jim Burr, James Breeding, Jamie Luckie
 Technical fouls: Arkansas-None. UConn-None.
 Attendance: 14333

Score by periods	1st	2nd	Total
Arkansas	32	30	62
UConn	39	36	75

Last FG - ARK 2nd-01:06, UCONN 2nd

Official Basketball Box Score -- Game Totals -- Final Statistics
SE Louisiana vs Arkansas
12-17-11 2 pm at Fayetteville, Ark. (Bud Walton Arena)

SE Louisiana 55 • 5-4

#	Player	Total			3-Ptr			Rebounds			PF	TP	A	TO	Blk	Stl	Min
		FG-FGA	FG-FGA	FT-FTA	FG-FGA	FG-FGA	FT-FTA	Off	Def	Tot							
10	Johnson, Roosevelt	f	0-4	0-0	0-0	1	4	5	2	0	0	3	1	1	1	16	
11	Benton, Antonnio	f	1-7	0-3	0-1	1	3	4	3	2	1	3	2	1	27		
12	Populist, Daron	g	3-4	1-1	4-6	0	0	0	11	0	2	0	0	0	29		
20	Patterson, DeShawn	g	3-11	1-2	4-6	2	4	6	3	11	5	5	0	1	32		
33	Ochie, Onochie	g	2-3	0-0	0-0	0	1	1	2	4	0	1	0	0	12		
21	Bailey, Elgin	g	5-12	0-0	2-3	6	6	12	2	12	0	3	0	1	24		
22	Campbell, Jeremy	g	1-6	1-3	2-2	0	5	5	3	5	2	1	0	3	26		
23	Nelson, Todd	g	2-6	1-4	3-4	1	0	1	2	8	2	2	0	1	20		
25	Petrovic, Jan	g	1-2	0-0	0-0	3	2	5	2	2	1	0	0	0	14		
Team						2	0	2									
Totals			18-55	4-13	15-22	16	25	41	19	55	11	20	3	8	200		

FG % 1st Half: 9-24 37.5% 2nd half: 9-31 29.0% Game: 18-55 32.7%
 3FG % 1st Half: 2-4 50.0% 2nd half: 2-9 22.2% Game: 4-13 30.8%
 FT % 1st Half: 10-15 66.7% 2nd half: 5-7 71.4% Game: 15-22 68.2%

Arkansas 62 • 6-3

#	Player	Total			3-Ptr			Rebounds			PF	TP	A	TO	Blk	Stl	Min
		FG-FGA	FG-FGA	FT-FTA	FG-FGA	FG-FGA	FT-FTA	Off	Def	Tot							
04	ABRON, Devonta	f	3-4	0-0	2-2	2	1	3	1	8	0	2	1	2	19		
31	SANCHEZ, Michael	f	2-4	0-0	1-4	1	3	4	2	5	0	2	2	0	25		
01	WADE, Mardracus	g	3-6	2-3	0-0	0	3	3	4	8	1	2	0	1	23		
11	YOUNG, BJ	g	3-5	0-1	0-1	0	6	6	2	6	0	1	0	2	30		
23	NOBLES, Julysse	g	1-6	1-2	3-4	0	2	2	0	6	3	1	0	2	30		
00	MADDEN, Rashad	g	2-5	1-3	5-8	1	3	4	0	10	7	0	1	2	24		
03	SCOTT, Rickey	g	4-9	0-1	0-4	0	1	1	2	8	1	2	0	1	21		
20	HAYDAR, Kikko	g	0-0	0-0	0-0	0	0	0	2	0	1	0	0	0	4		
21	MICKELSON, Hunter	g	2-6	0-0	0-0	2	0	2	0	4	1	1	2	0	11		
22	WAITHE, Marvell	g	3-4	1-2	0-0	0	3	3	4	7	0	2	1	1	13		
Team						2	1	3									
Totals			23-49	5-12	11-23	8	23	31	17	62	14	15	8	11	200		

FG % 1st Half: 13-28 46.4% 2nd half: 10-21 47.6% Game: 23-49 46.9%
 3FG % 1st Half: 3-7 42.9% 2nd half: 2-5 40.0% Game: 5-12 41.7%
 FT % 1st Half: 6-13 46.2% 2nd half: 5-10 50.0% Game: 11-23 47.8%

Officials: Anthony Jordan, Forrest Sigler, Brian Shey
 Technical fouls: SE Louisiana-None. Arkansas-None.
 Attendance: 11672
 Estimated Actual Attendance: 8,500

Score by periods	1st	2nd	Total
SE Louisiana	30	25	55
Arkansas	35	27	62

	In	Off	2nd	Fast	Bench
Points	Paint	T/O	Chance	Break	
SE Louisiana	22	15	7	8	27
Arkansas	24	24	11	10	29

Last FG - SLU 2nd-00:33, AR 2nd-04:30.
 Largest lead - SLU by 5 1st-04:16, AR by 10 2nd-11:03.

Score tied - 5 times.
 Lead changed - 4 times.

Official Basketball Box Score -- Game Totals -- Final Statistics
E. Kentucky vs Arkansas
12-20-11 7 pm at Fayetteville, Ark. (Bud Walton Arena)

E. Kentucky 57 • 7-6

#	Player	Total			3-Ptr			Rebounds			PF	TP	A	TO	Blk	Stl	Min
		FG-FGA	FG-FGA	FT-FTA	FG-FGA	FG-FGA	FT-FTA	Off	Def	Tot							
42	STUTZ, Eric	f	1-5	0-1	0-0	3	4	7	2	2	2	3	2	0	22		
03	DINUNNO, Mike	g	2-6	1-3	3-4	1	1	2	3	8	2	3	0	1	27		
05	JONES, Joshua	g	2-9	1-6	1-2	1	2	3	2	6	0	2	0	0	27		
15	JONES, Jaron	g	5-10	0-1	6-10	3	6	9	4	16	4	3	0	2	38		
32	RIGGS, D'Mitri	g	3-5	3-4	0-0	0	0	0	4	9	0	1	0	1	19		
12	NEWBY, Jabs	g	0-2	0-0	1-2	0	1	1	3	1	1	2	0	0	16		
20	ALLGOOD, Jeff	g	2-4	2-4	2-2	0	3	3	2	8	1	1	0	1	18		
22	KNIPP, Timmy	g	1-2	1-2	0-0	0	0	0	3	3	0	0	0	0	6		
24	JOHNSON, Jeff	g	1-6	0-4	2-2	2	3	5	2	4	0	0	0	0	16		
41	FILIPEK, Taylor	g	0-1	0-0	0-2	1	0	1	3	0	2	0	0	0	11		
Team						2	3	5									
Totals			17-50	8-25	15-24	13	23	36	28	57	10	19	2	5	200		

FG % 1st Half: 9-25 36.0% 2nd half: 8-25 32.0% Game: 17-50 34.0%
 3FG % 1st Half: 6-17 35.3% 2nd half: 2-8 25.0% Game: 8-25 32.0%
 FT % 1st Half: 6-9 66.7% 2nd half: 9-15 60.0% Game: 15-24 62.5%

Arkansas 71 • 7-3

#	Player	Total			3-Ptr			Rebounds			PF	TP	A	TO	Blk	Stl	Min
		FG-FGA	FG-FGA	FT-FTA	FG-FGA	FG-FGA	FT-FTA	Off	Def	Tot							
04	ABRON, Devonta	f	2-8	0-0	2-2	5	5	10	2	6	0	0	1	2	20		
31	SANCHEZ, Michael	f	1-4	0-0	3-3	2	2	4	5	5	0	0	0	0	14		
01	WADE, Mardracus	g	2-6	2-5	7-10	3	1	4	2	13	1	1	0	1	31		
03	SCOTT, Rickey	g	4-12	0-1	0-0	2	4	6	1	8	1	3	0	0	22		
23	NOBLES, Julysse	g	1-7	1-4	4-6	1	4	5	3	7	5	2	0	0	31		
00	MADDEN, Rashad	g	1-3	1-3	4-4	1	3	4	3	7	3	2	0	0	22		
11	YOUNG, BJ	g	4-11	2-4	2-2	0	1	1	0	12	2	1	1	1	25		
20	HAYDAR, Kikko	g	0-0	0-0	0-0	0	0	0	0	0	0	0	0	0	7		
21	MICKELSON, Hunter	g	1-3	0-0	0-0	0	1	1	2	2	0	0	1	1	14		
22	WAITHE, Marvell	g	2-3	0-1	7-8	1	1	2	2	11	0	0	1	0	14		
Team						0	1	1									
Totals			18-57	6-18	29-35	15	23	38	20	71	12	10	4	5	200		

FG % 1st Half: 9-28 32.1% 2nd half: 9-29 31.0% Game: 18-57 31.6%
 3FG % 1st Half: 4-10 40.0% 2nd half: 2-8 25.0% Game: 6-18 33.3%
 FT % 1st Half: 17-18 94.4% 2nd half: 12-17 70.6% Game: 29-35 82.9%

Officials: Antinio Petty, Mike Thibodeaux, Earnie Pheal
 Technical fouls: E. Kentucky-None. Arkansas-None.
 Attendance: 11285
 Estimated Actual Attendance: 7,500
 Fouled out: Arkansas #31, Sanchez (4:12)

Score by periods	1st	2nd	Total
E. Kentucky	30	27	57
Arkansas	39	32	71

	In	Off	2nd	Fast	Bench
Points	Paint	T/O	Chance	Break	
E. Kentucky	16	10	8	5	16
Arkansas	16	25	10	2	32

Last FG - EKU 2nd-03:40, AR 2nd-04:34.
 Largest lead - EKU by 7 1st-15:59, AR by 19 2nd-14:36.

Score tied - 2 times.
 Lead changed - 1 time.

Official Basketball Box Score -- Game Totals -- Final Statistics
LATECH vs Arkansas
12-22-11 7 pm at Fayetteville, Ark. (Bud Walton Arena)

LATECH 63 • 7-6

#	Player	Total			3-Ptr			Rebounds			PF	TP	A	TO	Blk	Stl	Min
		FG-FGA	FG-FGA	FT-FTA	FG-FGA	FG-FGA	FT-FTA	Off	Def	Tot							
45	Souza, Romario	f	5-9	0-0	0-0	1	2	3	2	10	1	0	2	0	21		
03	Appleby, Raheem	g	10-22	2-6	1-2	0	3	3	4	23	0	1	0	0	35		
05	Gaskins, Trevor	g	3-4	2-3	4-4	2	2	4	4	12	2	1	0	0	28		
15	Johnson, Cordarius	g	4-11	1-5	0-0	0	4	5	0	9	0	1	1	0	20		
21	McNeal, Kenyon	g	0-5	0-4	1-2	0	4	4	2	1	2	3	0	2	22		
01	Kyser, Michale	g	0-1	0-0	0-0	0	0	0	1	0	0	0	1	0	8		
02	Gibson, Brandon	g	2-7	0-3	0-0	2	2	4	1	4	1	1	0	0	20		
04	Smith, Kenneth	g	2-8	0-1	0-0	2	3	5	1	4	3	1	1	1	31		
20	Smith, Lonnie	g	0-1	0-1	0-0	1	0	1	0	0	0	0	0	0	5		
24	Carr, Alex	g	0-0	0-0	0-0	0	0	0	0	0	0	0	0	0	4		
25	Lewis, JL	g	0-1	0-0	0-0	0	0	0	2	0	0	0	0	0	6		
Team						4	5	9									
Totals			26-69	5-23	6-8	13	25	38	17	63	9	9	5	3	200		

FG % 1st Half: 14-35 40.0% 2nd half: 12-34 35.3% Game: 26-69 37.7%
 3FG % 1st Half: 3-11 27.3% 2nd half: 2-12 16.7% Game: 5-23 21.7%
 FT % 1st Half: 2-4 50.0% 2nd half: 4-4 100.0% Game: 6-8 75.0%

Arkansas 77 • 8-3

#	Player	Total			3-Ptr			Rebounds			PF	TP	A	TO	Blk	Stl	Min
		FG-FGA	FG-FGA	FT-FTA	FG-FGA	FG-FGA	FT-FTA	Off	Def	Tot							
04	ABRON, Devonta	f	3-5	0-0	4-4	0	5	5	3	10	1	0	0	0	21		
31	SANCHEZ, Michael	f	0-4	0-0	0-0	1	1	2	0	0	0	1	0	0	8		
01	WADE, Mardracus	g	3-5	2-4	0-1	1	1	2	3	8	0	1	0	1	29		
03	SCOTT, Rickey	g	8-16	0-1	2-2	1	2	3	0	18	2	0	2	0	34		
23	NOBLES, Julysse	g	2-7	1-4	2-2	0	4	4	1	7	3	3	0	1	27		
00	MADDEN, Rashad	g	4-5	0-1	1-2	1	6	7	0	9	2	1	1	0	27		
11	YOUNG, BJ	g	7-11	2-5	0-0	0	0	0	0	16	3	1	0	0	24		
21	MICKELSON, Hunter	g	1-6	0-1	0-0	1	4	5	2	2	2	1	2	0	12		
22	WAITHE, Marvell	g	3-5	1-1	0-0	2	0	2	1	7	0	0	0	0	18		
Team						1	5	6									
Totals			31-64	6-17	9-11	8	28	36	10	77	13	8	5	2	200		

Official Basketball Box Score -- Game Totals -- Final Statistics
Texas Southern vs Arkansas
12-30-11 7 pm at Fayetteville, Ark. (Bud Walton Arena)

Texas Southern 49 • 1-11

#	Player	FG	3-Ptr	FT-FTA	Rebounds		PF	TP	A	TO	Bk	Stl	Min	
					Off	Def								Tot
15	SCOTT, D'Angelo	f	0-2	0-0	0-0	0	0	0	1	0	0	0	11	
25	PRICE, Timothy	f	0-1	0-0	0-0	0	1	2	0	0	1	1	6	
32	CLAYBORN, Aaron	f	2-4	0-0	0-0	2	3	5	4	1	3	0	18	
02	ELLINGTON, Dexter	g	1-4	0-1	0-0	2	2	4	2	0	6	0	14	
05	STRONG, Omar	g	3-11	2-7	1-2	1	3	4	3	9	1	5	34	
01	ONWENU, Patrick	g	0-3	0-0	4-4	0	1	1	1	4	0	2	0	8
03	KING, Daniel	g	0-0	0-0	0-0	2	1	3	3	0	2	0	0	20
04	STURDIVANT, Fred	g	8-14	0-0	3-8	5	8	13	1	19	0	1	3	28
11	JOHNSON-DANNER, La	g	1-5	1-4	0-0	0	0	0	1	3	1	1	0	17
12	JOYNER, DaQuan	g	1-2	0-0	0-0	0	0	0	2	2	0	0	0	5
20	PETERS, Jabari	g	0-1	0-1	1-3	0	1	1	0	1	0	0	1	11
34	GIBBS, Madarious	g	2-9	0-1	1-3	0	3	3	1	5	1	3	0	28
Team						2	2	4						
Totals			18-56	3-15	10-20	14	25	39	24	49	4	25	4	7

FG % 1st Half: 7-26 26.9% 2nd half: 11-30 36.7% Game: 18-56 32.1%
 3FG % 1st Half: 2-8 25.0% 2nd half: 1-7 14.3% Game: 3-15 20.0%
 FT % 1st Half: 3-10 30.0% 2nd half: 7-10 70.0% Game: 10-20 50.0%

Arkansas 77 • 10-3

#	Player	FG	3-Ptr	FT-FTA	Rebounds		PF	TP	A	TO	Bk	Stl	Min	
					Off	Def								Tot
04	ABRON, Devonta	f	0-2	0-0	2-6	2	3	5	4	2	1	3	0	18
31	SANCHEZ, Michael	f	1-1	0-0	2-4	0	1	1	2	4	0	1	1	22
01	WADE, Mardracus	g	5-9	4-7	4-4	1	3	4	1	18	2	0	0	26
03	SCOTT, Rickey	g	3-11	1-4	3-5	0	2	2	1	10	3	0	1	24
23	NOBLES, Julysse	g	2-7	0-3	4-4	3	5	8	3	8	4	2	0	23
00	MADDEN, Rashad	g	1-5	1-3	1-2	4	3	7	2	4	0	5	0	20
11	YOUNG, BJ	g	4-10	0-4	0-0	1	0	1	1	8	6	2	0	3
20	HAYDAR, Kikko	g	0-3	0-0	0-0	0	2	2	2	0	0	0	0	5
21	MICKELSON, Hunter	g	6-8	0-0	1-4	0	4	4	3	13	1	4	7	27
22	WAITHE, Marvell	g	3-5	0-1	4-4	1	5	6	1	10	4	1	2	21
Team						3	2	5						
Totals			25-61	6-25	21-33	15	30	45	20	77	21	18	11	14

FG % 1st Half: 13-32 40.6% 2nd half: 12-29 41.4% Game: 25-61 41.0%
 3FG % 1st Half: 4-14 28.6% 2nd half: 2-11 18.2% Game: 6-25 24.0%
 FT % 1st Half: 9-19 47.4% 2nd half: 12-14 85.7% Game: 21-33 63.6%

Officials: Tom Eades, Mike Eades, Roger Ayers
 Technical fouls: Texas Southern-CLAYBORN, Aaron. Arkansas-WAITHE, Marvell.
 Attendance: 12973
 Estimated Actual Attendance: 9,200
 Fouled Out: Texas Southern #32 Clayborn at 0:31.4 in 2nd Half

Score by periods	1st	2nd	Total
Texas Southern	19	30	49
Arkansas	39	38	77

Last FG - TSU 2nd-02:00, AR 2nd-01:37.
 Largest lead - TSU None, AR by 31 2nd-02:39.

Official Basketball Box Score -- Game Totals -- Final Statistics
Savannah St. vs Arkansas
01-03-12 7 pm at Fayetteville, Ark. (Bud Walton Arena)

Savannah St. 66 • 5-9 (1-1 MEAC)

#	Player	FG	3-Ptr	FT-FTA	Rebounds		PF	TP	A	TO	Bk	Stl	Min	
					Off	Def								Tot
22	HASSAN, Rashad	f	1-4	0-0	1-2	1	1	2	5	3	5	0	0	23
44	SMITH, Jyles	f	1-2	0-0	0-0	1	2	3	2	2	0	0	1	14
01	BLACKMON, Preston	g	3-14	0-2	0-0	0	2	2	1	6	7	1	1	33
03	RUDOLPH, Deric	g	4-11	3-10	0-0	0	0	0	1	11	0	0	0	25
23	SMITH, Cedric	g	3-5	0-0	2-6	3	1	4	2	8	1	1	0	34
05	SPEARS, Christopher	g	0-0	0-0	0-0	0	0	0	0	0	0	1	0	5
10	HENDLEY, Patrick	g	2-2	1-1	0-0	0	0	0	0	5	0	0	0	7
11	WILSON, Stephen	g	2-7	1-4	2-2	0	1	1	4	7	0	2	0	12
12	MONTGOMERY, Joshua	g	1-4	1-3	1-2	1	1	2	4	4	2	0	1	12
15	RICHARDS, Keirre	g	0-2	0-1	2-3	1	0	1	0	2	0	1	0	7
24	CONNOR, Richard	g	2-4	1-1	0-0	2	2	4	2	5	2	2	0	17
34	LOUIS, Arnold	g	6-10	0-0	1-5	2	2	4	4	13	0	2	1	21
Team						5	0	5						
Totals			25-65	7-22	9-20	16	12	28	25	66	15	16	3	13

FG % 1st Half: 9-26 34.6% 2nd half: 16-39 41.0% Game: 25-65 38.5%
 3FG % 1st Half: 2-11 18.2% 2nd half: 5-11 45.5% Game: 7-22 31.8%
 FT % 1st Half: 3-9 33.3% 2nd half: 6-11 54.5% Game: 9-20 45.0%

Arkansas 83 • 11-3 (0-0 SEC)

#	Player	FG	3-Ptr	FT-FTA	Rebounds		PF	TP	A	TO	Bk	Stl	Min	
					Off	Def								Tot
04	ABRON, Devonta	f	3-6	0-0	2-2	2	2	4	1	8	1	0	1	2
31	SANCHEZ, Michael	f	1-2	0-0	2-6	2	3	5	3	4	1	3	1	22
01	WADE, Mardracus	g	2-3	2-3	4-4	0	0	0	1	10	3	2	0	26
03	SCOTT, Rickey	g	6-9	0-0	5-6	3	4	7	4	17	2	3	0	33
11	YOUNG, BJ	g	6-11	2-3	3-4	0	3	3	3	17	0	5	1	22
00	MADDEN, Rashad	g	1-2	0-0	2-2	1	2	3	1	4	3	1	0	16
20	HAYDAR, Kikko	g	0-0	0-0	0-0	1	0	1	0	0	0	1	0	2
21	MICKELSON, Hunter	g	3-7	0-0	1-2	2	3	5	3	7	0	3	3	15
22	WAITHE, Marvell	g	2-4	0-0	10-11	1	6	7	0	14	0	1	3	21
23	NOBLES, Julysse	g	0-4	0-2	2-2	0	5	5	2	3	3	1	1	25
Team						2	4	6						
Totals			24-48	4-8	31-39	14	32	46	18	83	13	23	10	9

FG % 1st Half: 12-26 46.2% 2nd half: 12-22 54.5% Game: 24-48 50.0%
 3FG % 1st Half: 3-4 75.0% 2nd half: 1-4 25.0% Game: 4-8 50.0%
 FT % 1st Half: 15-20 75.0% 2nd half: 16-19 84.2% Game: 31-39 79.5%

Officials: Doug Sirmans, Kevin Scott, Jamie Luckie
 Technical fouls: Savannah St.-TEAM. Arkansas-None.
 Attendance: 11183
 Estimated Actual Attendance: 6,200
 Fouled Out: Savannah St. #22 Hassan at 1:46 in 2nd Half

Score by periods	1st	2nd	Total
Savannah St.	23	43	66
Arkansas	42	41	83

Last FG - SSUM 2nd-00:23, AR 2nd-00:42.
 Largest lead - SSUM None, AR by 24 2nd-15:17.

Official Basketball Box Score -- Game Totals -- Final Statistics
Mississippi St. vs Arkansas
01-07-12 8 pm at Fayetteville, Ark. (Bud Walton Arena)

Mississippi St. 88 • 13-3 (0-1 SEC)

#	Player	FG	3-Ptr	FT-FTA	Rebounds		PF	TP	A	TO	Bk	Stl	Min	
					Off	Def								Tot
23	Arnett Moultrie	f	4-6	0-0	1-1	3	7	10	5	9	2	4	1	29
00	Wendell Lewis	c	1-2	0-0	0-0	1	1	2	2	2	0	0	1	14
00	Jalen Steele	g	2-6	2-4	0-0	0	2	2	2	6	0	1	0	24
03	Dee Bost	g	6-13	0-6	9-13	0	2	2	3	21	3	6	0	36
04	Rodney Hood	g	5-12	2-5	5-5	2	3	5	1	17	2	1	0	38
01	Renardo Sidney	g	2-4	2-2	0-1	0	4	4	3	6	0	2	0	22
22	Brian Bryant	g	1-1	0-0	0-0	0	3	3	2	2	1	2	0	19
33	DeVillie Smith	g	6-8	3-3	10-11	2	1	3	1	25	1	2	0	18
Team						0	1	1						
Totals			27-52	9-20	25-31	8	24	32	19	88	9	18	2	6

FG % 1st Half: 12-24 50.0% 2nd half: 15-28 53.6% Game: 27-52 51.9%
 3FG % 1st Half: 3-9 33.3% 2nd half: 6-11 54.5% Game: 9-20 45.0%
 FT % 1st Half: 10-11 90.9% 2nd half: 15-20 75.0% Game: 25-31 80.6%

Arkansas 98 • 12-3 (1-0 SEC)

#	Player	FG	3-Ptr	FT-FTA	Rebounds		PF	TP	A	TO	Bk	Stl	Min	
					Off	Def								Tot
04	ABRON, Devonta	f	2-6	0-0	0-1	0	3	3	1	4	0	0	0	16
31	SANCHEZ, Michael	f	4-5	0-0	4-5	1	3	4	3	12	1	2	2	26
01	WADE, Mardracus	g	5-6	0-1	2-3	0	2	2	4	12	5	1	0	26
03	SCOTT, Rickey	g	0-3	0-1	1-2	0	1	1	1	1	3	1	0	20
23	NOBLES, Julysse	g	7-11	4-7	6-7	0	3	3	3	24	7	0	0	35
00	MADDEN, Rashad	g	3-6	0-1	5-6	2	4	6	4	11	2	2	0	21
11	YOUNG, BJ	g	10-13	2-4	2-2	2	1	3	3	24	2	1	0	23
20	HAYDAR, Kikko	g	0-0	0-0	0-0	0	0	0	0	0	0	0	0	1
21	MICKELSON, Hunter	g	1-6	0-0	2-2	1	2	3	2	4	2	1	3	15
22	WAITHE, Marvell	g	3-6	0-1	0-0	1								

Official Basketball Box Score -- Game Totals -- Final Statistics

LSU vs Arkansas

01-14-12 8 pm at Fayetteville, Ark. (Bud Walton Arena)

LSU 60 • 11-6 (1-2 SEC)

#	Player	Pos	Total			3-Ptr			Rebounds			PF	TP	A	TO	Blk	Stl	Min
			FG-FGA	FG-FGA	FT-FTA	FG-FGA	FG-FGA	FT-FTA	Off	Def	Tot							
24	WARREN, Storm	f	1-6	0-0	5-6	4	5	9	4	7	1	2	0	2	24			
41	HAMILTON, Justin	c	8-17	0-0	4-7	6	2	8	5	20	0	1	3	0	28			
01	HICKEY, Anthony	g	5-10	2-4	0-0	2	3	5	4	12	3	4	1	3	28			
10	STRINGER, Andre	g	4-13	1-7	0-0	1	5	6	4	9	4	3	0	1	35			
22	TURNER, Ralston	g	1-8	0-4	0-0	0	3	3	4	2	0	1	0	0	22			
04	BASS, Chris		0-1	0-1	0-0	0	3	3	3	0	1	4	0	0	19			
05	WHITE, Malcolm		2-6	0-0	0-0	3	3	6	1	4	0	0	1	0	14			
14	COURTNEY, Jalen		2-3	0-0	0-0	0	1	1	2	4	0	0	0	0	17			
32	ISAAC, John		1-5	0-2	0-0	0	0	0	0	2	0	1	0	0	13			
Team						1	4	5										
Totals			24-69	3-18	9-13	17	29	46	27	60	9	16	5	6	200			

FG % 1st Half: 12-33 36.4% 2nd half: 12-36 33.3% Game: 24-69 34.8% Deadball Rebounds 3
 3FG % 1st Half: 2-7 28.6% 2nd half: 1-11 9.1% Game: 3-18 16.7%
 FT % 1st Half: 3-4 75.0% 2nd half: 6-9 66.7% Game: 9-13 69.2%

Arkansas 69 • 13-4 (2-1 SEC)

#	Player	Pos	Total			3-Ptr			Rebounds			PF	TP	A	TO	Blk	Stl	Min
			FG-FGA	FG-FGA	FT-FTA	FG-FGA	FG-FGA	FT-FTA	Off	Def	Tot							
04	ABRON, Devonta	f	2-5	0-0	1-2	5	8	13	5	5	0	2	0	1	22			
31	SANCHEZ, Michael	f	1-2	0-0	1-2	1	0	1	1	3	1	2	0	0	19			
01	WADE, Mardracus	g	5-7	3-4	1-2	0	1	1	1	14	0	2	0	5	33			
03	SCOTT, Rickey	g	1-6	0-1	0-0	0	1	1	0	2	1	0	0	2	20			
23	NOBLES, Julysse	g	4-8	3-5	4-6	1	5	6	3	15	1	2	0	1	23			
00	MADDEN, Rashad		1-4	0-1	3-6	0	5	5	1	5	3	2	0	2	22			
11	YOUNG, BJ		6-11	2-4	5-8	0	2	2	3	19	4	3	1	1	22			
21	MICKELSON, Hunter		0-4	0-0	1-2	0	4	4	2	1	0	1	7	0	18			
22	WAITHE, Marvell		2-5	1-3	0-0	0	0	0	0	5	0	0	1	0	21			
Team						2	3	5										
Totals			22-52	9-18	16-28	9	29	38	16	69	10	14	9	12	200			

FG % 1st Half: 9-28 32.1% 2nd half: 13-24 54.2% Game: 22-52 42.3% Deadball Rebounds 4
 3FG % 1st Half: 5-12 41.7% 2nd half: 4-6 66.7% Game: 9-18 50.0%
 FT % 1st Half: 7-14 50.0% 2nd half: 9-14 64.3% Game: 16-28 57.1%

Officials: Doug Shows, Lee Jones, Lee Cassell
 Technical fouls: LSU-None. Arkansas-None.
 Attendance: 14359
 Estimated Actual Attendance: 14,800
 Fouled out: Arkansas #4, Abron (3-43)
 LSU #41, Hamilton (0-49.8)

Score by periods	1st	2nd	Total
LSU	29	31	60
Arkansas	30	39	69

Points	In Paint	Off T/O	2nd Chance	Fast Break	Bench
LSU	28	13	11	4	10
AR	20	9	8	9	30

Last FG - LSU 2nd-00:11, AR 2nd-03:02.
 Largest lead - LSU by 3 1st-15:52, AR by 9 2nd-10:14.

Score tied - 5 times.
 Lead changed - 8 times.

2011-12 Arkansas Basketball
Arkansas Combined Team Statistics (as of Jan 14, 2012)
All games

RECORD:	OVERALL	HOME	AWAY	NEUTRAL
ALL GAMES	13-4	13-1	0-3	0-0
CONFERENCE	2-1	2-0	0-1	0-0
NON-CONFERENCE	11-3	11-1	0-2	0-0

##	Player	gp-gs	min	avg	Total		3-Point		F-Throw		Rebounds			pf	dq	a	to	blk	stl	pts	avg			
					fg-fga	fg%	3fg-fga	3fg%	ft-fa	ft%	off	def	tot									avg		
33	POWELL, Marshawn	2-2	43	21.5	15-21	.714	0-2	.000	9-13	.692	5	7	12	6.0	6	0	3	8	3	2	39	19.5		
11	YOUNG, BJ	17-2	402	23.6	96-184	.522	28-64	.438	35-49	.714	14	37	51	3.0	31	0	39	38	4	18	255	15.0		
01	WADE, Mardracus	17-17	466	27.4	57-113	.504	36-73	.493	37-47	.787	18	21	39	2.3	34	0	28	25	2	29	187	11.0		
03	SCOTT, Rickey	17-16	452	26.6	64-156	.410	3-33	.091	36-59	.610	15	47	62	3.6	28	0	45	25	4	20	167	9.8		
23	NOBLES, Julysse	17-16	473	27.8	46-127	.362	24-70	.343	43-56	.768	12	56	68	4.0	42	1	61	32	7	21	159	9.4		
00	MADDEN, Rashad	17-0	344	20.2	42-103	.408	8-34	.235	32-46	.696	15	51	66	3.9	32	0	34	24	5	9	124	7.3		
22	WAITHE, Marvell	17-1	273	16.1	36-73	.493	9-24	.375	28-37	.757	23	35	58	3.4	23	0	12	13	18	16	109	6.4		
04	ABRON, Devonta	17-14	287	16.9	34-87	.391	0-1	.000	33-51	.647	41	47	88	5.2	40	2	13	17	5	15	101	5.9		
31	SANCHEZ, Michael	17-17	315	18.5	27-65	.415	1-1	1.000	24-40	.600	19	40	59	3.5	41	1	6	22	13	14	79	4.6		
21	MICKELSON, Hunter	17-0	282	16.6	35-92	.380	0-2	.000	8-15	.533	25	40	65	3.8	28	0	13	20	47	10	78	4.6		
14	THOMPSON, Matt	3-0	6	2.0	1-3	.333	1-2	.500	0-0	.000	0	2	2	0.7	1	0	1	0	0	1	3	1.0		
20	HAYDAR, Kikko	11-0	57	5.2	3-13	.231	0-10	.000	0-0	.000	3	4	7	0.6	10	0	4	4	0	3	6	0.5		
Team											35	33	68											
Total.....		17	3400	456-1037		.440	110-316	.348	285-413	.690	225	420	645	37.9	316	4	259	230	108	158	1307	76.9		
Opponents.....		17	3400	398-1019		.391	97-317	.306	221-334	.662	245	415	660	38.8	346	10	203	312	69	95	1114	65.5		

TEAM STATISTICS	AR	OPP	Date	Opponent	Score	Att.
SCORING	1307	1114	11-11-11	USC UPSTATE	w 83-63	13093
Points per game	76.9	65.5	^ 11-16-11	OAKLAND	w 91-68	11618
Scoring margin	+11.4	-	\$ 11-18-11	HOUSTON	L 78-87	12691
FIELD GOALS-ATT	456-1037	398-1019	^ 11-22-11	UTAH VALLEY	w 67-59	11183
Field goal pct	.440	.391	^ 11-26-11	GRAMBLING ST.	w 86-44	11357
3 POINT FG-ATT	110-316	97-317	11-30-11	MISS. VALLEY ST.	w 97-64	11446
3-point FG pct	.348	.306	& 12-03-11	at UConn	L 62-75	14333
3-pt FG made per game	6.5	5.7	12-10-11	at Oklahoma	L 63-78	9077
FREE THROWS-ATT	285-413	221-334	12-17-11	SE LOUISIANA	w 62-55	11672
Free throw pct	.690	.662	12-20-11	E. KENTUCKY	w 71-57	11285
F-Throws made per game	16.8	13.0	12-22-11	LOUISIANA TECH	w 77-63	11414
REBOUNDS	645	660	12-28-11	CHARLOTTE	w 80-67	12769
Rebounds per game	37.9	38.8	12-30-11	TEXAS SOUTHERN	w 77-49	12973
Rebounding margin	-0.9	-	01-03-12	SAVANNAH ST.	w 83-66	11183
ASSISTS	259	203	* 01-07-12	MISSISSIPPI ST.	w 98-88	12744
Assists per game	15.2	11.9	* 01/11/12	at Ole Miss	L 63-71	5197
TURNOVERS	230	312	* 01-14-12	LSU	w 69-60	14359
Turnovers per game	13.5	18.4				
Turnover margin	+4.8	-	^ = Southwest Showcase			
Assist/turnover ratio	1.1	0.7	\$ = Southwest Showcase - N. Little Rock, Ark.			
STEALS	158	95	& = SEC/Big East Challenge			
Steals per game	9.3	5.6	* = Southeastern Conference game			
BLOCKS	108	69				
Blocks per game	6.4	4.1				
ATTENDANCE	169787	28607				
Home games-Avg/Game	14-12128	3-9536				
Neutral site-Avg/Game	-	0-0				

Score by Periods	1st	2nd	Totals
Arkansas	641	666	1307
Opponents	510	604	1114

2011-12 Arkansas Basketball
Arkansas Combined Team Statistics (as of Jan 14, 2012)
Conference games

RECORD:	OVERALL	HOME	AWAY	NEUTRAL
ALL GAMES	2-1	2-0	0-1	0-0
CONFERENCE	2-1	2-0	0-1	0-0
NON-CONFERENCE	0-0	0-0	0-0	0-0

##	Player	gp-gs	min	avg	Total		3-Point		F-Throw		Rebounds				pf	dq	a	to	blk	stl	pts	avg
					fg-fga	fg%	3fg-fga	3fg%	ft-fta	ft%	off	def	tot	avg								
11	YOUNG, BJ	3-0	69	23.0	21-34	.618	5-10	.500	10-16	.625	3	4	7	2.3	8	0	8	8	1	5	57	19.0
23	NOBLES, Julysses	3-3	79	26.3	15-29	.517	9-18	.500	12-17	.706	2	10	12	4.0	11	1	11	5	0	3	51	17.0
01	WADE, Mardracus	3-3	88	29.3	11-19	.579	3-7	.429	4-7	.571	2	4	6	2.0	7	0	7	3	0	7	29	9.7
22	WAITHE, Marvell	3-0	67	22.3	11-21	.524	4-9	.444	0-0	.000	3	2	5	1.7	5	0	0	2	1	7	26	8.7
00	MADDEN, Rashad	3-0	68	22.7	8-18	.444	0-4	.000	8-13	.615	2	12	14	4.7	9	0	6	4	0	3	24	8.0
31	SANCHEZ, Michael	3-3	64	21.3	5-8	.625	0-0	.000	5-7	.714	2	4	6	2.0	8	0	2	7	2	4	15	5.0
03	SCOTT, Rickey	3-3	71	23.7	5-21	.238	0-4	.000	3-4	.750	4	3	7	2.3	3	0	9	2	0	4	13	4.3
04	ABRON, Devonta	3-3	49	16.3	4-13	.308	0-0	.000	2-5	.400	5	11	16	5.3	10	1	0	2	0	1	10	3.3
21	MICKELSON, Hunter	3-0	44	14.7	1-12	.083	0-0	.000	3-4	.750	1	7	8	2.7	5	0	2	3	11	0	5	1.7
20	HAYDAR, Kikko	1-0	1	1.0	0-0	.000	0-0	.000	0-0	.000	0	0	0	0.0	0	0	0	0	0	0	0	0.0
Team											5	6	11									
Total.....		3	600		81-175	.463	21-52	.404	47-73	.644	29	63	92	30.7	66	2	45	36	15	34	230	76.7
Opponents.....		3	600		77-173	.445	12-45	.267	53-70	.757	43	83	126	42.0	63	4	33	57	11	14	219	73.0

TEAM STATISTICS	AR	OPP	Date	Opponent	Score	Att.
SCORING	230	219	* 01-07-12	MISSISSIPPI ST.	w 98-88	12744
Points per game	76.7	73.0	* 01/11/12	at Ole Miss	L 63-71	5197
Scoring margin	+3.7	-	* 01-14-12	LSU	w 69-60	14359
FIELD GOALS-ATT	81-175	77-173	^ = Southwest Showcase			
Field goal pct	.463	.445	\$ = Southwest Showcase - N. Little Rock, Ark.			
3 POINT FG-ATT	21-52	12-45	& = SEC/Big East Challenge			
3-point FG pct	.404	.267	* = Southeastern Conference game			
3-pt FG made per game	7.0	4.0				
FREE THROWS-ATT	47-73	53-70				
Free throw pct	.644	.757				
F-Throws made per game	15.7	17.7				
REBOUNDS	92	126				
Rebounds per game	30.7	42.0				
Rebounding margin	-11.3	-				
ASSISTS	45	33				
Assists per game	15.0	11.0				
TURNOVERS	36	57				
Turnovers per game	12.0	19.0				
Turnover margin	+7.0	-				
Assist/turnover ratio	1.3	0.6				
STEALS	34	14				
Steals per game	11.3	4.7				
BLOCKS	15	11				
Blocks per game	5.0	3.7				
ATTENDANCE	27103	5197				
Home games-Avg/Game	2-13552	1-5197				
Neutral site-Avg/Game	-	0-0				

Score by Periods	1st	2nd	Totals
Arkansas	102	128	230
Opponents	103	116	219

2011-12 Arkansas Basketball
Arkansas Team Game-by-Game (as of Jan 14, 2012)
All games

TEAM STATISTICS

Opponent	Date	Score	W	Total		3-Pointers		Free throws		Rebounds				pf	a	t/o	blk	stl	pts	avg
				fg-fga	pct	3fg-fga	pct	ft-fta	pct	off	def	tot	avg							
USC UPSTATE	11-11-1	83-63	W	30-58	.517	3-9	.333	20-27	.741	13	28	41	41.0	18	16	23	5	10	83	83.0
OAKLAND	11-16-1	91-68	W	37-69	.536	8-20	.400	9-12	.750	10	30	40	40.5	16	21	11	8	10	91	87.0
HOUSTON	11-18-1	78-87	L	28-65	.431	4-17	.235	18-29	.621	13	17	30	37.0	22	10	10	7	12	78	84.0
UTAH VALLEY	11-22-1	67-59	W	20-60	.333	7-21	.333	20-24	.833	14	27	41	38.0	15	9	15	5	10	67	79.8
GRAMBLING ST.	11-26-1	86-44	W	34-77	.442	8-25	.320	10-14	.714	21	24	45	39.4	17	25	9	9	16	86	81.0
MISS. VALLEY ST.	11-30-1	97-64	W	35-59	.593	11-23	.478	16-28	.571	12	27	39	39.3	19	17	11	7	5	97	83.7
at UConn	12-03-1	62-75	L	24-77	.312	8-22	.364	6-14	.429	27	20	47	40.4	17	12	12	2	4	62	80.6
at Oklahoma	12-10-1	63-78	L	20-58	.345	7-27	.259	16-20	.800	12	14	26	38.6	20	11	13	5	7	63	78.4
SE LOUISIANA	12-17-1	62-55	W	23-49	.469	5-12	.417	11-23	.478	8	23	31	37.8	17	14	15	8	11	62	76.6
E. KENTUCKY	12-20-1	71-57	W	18-57	.316	6-18	.333	29-35	.829	15	23	38	37.8	20	12	10	4	5	71	76.0
LOUISIANA TECH	12-22-1	77-63	W	31-64	.484	6-17	.353	9-11	.818	8	28	36	37.6	10	13	8	5	2	77	76.1
CHARLOTTE	12-28-1	80-67	W	26-60	.433	6-20	.300	22-31	.710	14	34	48	38.5	21	20	16	7	9	80	76.4
TEXAS SOUTHERN	12-30-1	77-49	W	25-61	.410	6-25	.240	21-33	.636	15	30	45	39.0	20	21	18	11	14	77	76.5
SAVANNAH ST.	01-03-1	83-66	W	24-48	.500	4-8	.500	31-39	.795	14	32	46	39.5	18	13	23	10	9	83	76.9
MISSISSIPPI ST.	01-07-1	98-88	W	35-62	.565	6-15	.400	22-28	.786	7	21	28	38.7	23	22	9	5	9	98	78.3
at Ole Miss	01/11/12	63-71	L	24-61	.393	6-19	.316	9-17	.529	13	13	26	37.9	27	13	13	1	13	63	77.4
LSU	01-14-1	69-60	W	22-52	.423	9-18	.500	16-28	.571	9	29	38	37.9	16	10	14	9	12	69	76.9
Arkansas		1307		456-1037	.440	110-316	.348	285-413	.690	225	420	645	37.9	316	259	230	108	158	1307	76.9
Opponents		1114		398-1019	.391	97-317	.306	221-334	.662	245	415	660	38.8	346	203	312	69	95	1114	65.5

Games played: 17
Points/game: 76.9
FG Pct: 44.0
3FG Pct: 34.8
FT Pct: 69.0

Rebounds/game: 37.9
Assists/game: 15.2
Turnovers/game: 13.5
Assist/turnover ratio: 1.1
Steals/game: 9.3
Blocks/game: 6.4

2011-12 Arkansas Basketball
Arkansas Points-Rebounds-Assists (as of Jan 14, 2012)
All games

Opponent	Date	Score		00	01	03	04	11	14	20	21	22	23	31	33
				MADDEN,RA	WADE,MARD	SCOTT,RICK	ABRON,DEV	YOUNG,BJ	THOMPSON,	HAYDAR,KIK	MICKELSON,	WAITHE,MAR	NOBLES,JUL	SANCHEZ,MI	POWELL,MA
UPST	11-11-11	83-63	w	8-2-1	7-1-1	11-7-2	4-4-1	2-3-5	DNP	0-1-0	7-3-0	7-4-1	9-2-4	9-4-0	19-5-1
OAKLAND	11-16-11	91-68	w	10-3-2	14-1-0	10-4-5	0-2-2	16-1-2	DNP	0-0-0	2-2-0	3-6-1	10-5-7	6-4-0	20-7-2
HOU	11-18-11	78-87	L	13-4-1	8-3-4	8-4-2	2-0-0	15-3-0	DNP	DNP	2-1-1	2-4-0	17-5-2	11-3-0	DNP
UVU	11-22-11	67-59	w	5-2-0	11-4-2	8-3-4	8-5-0	18-11-2	DNP	DNP	2-3-0	1-5-0	14-2-0	0-2-1	DNP
GSU	11-26-11	86-44	w	15-5-3	5-0-0	5-4-2	10-5-2	18-3-4	3-1-0	2-1-3	10-8-5	7-2-4	7-6-2	4-6-0	DNP
MVSUM	11-30-11	97-64	w	2-3-0	20-4-1	11-3-5	13-6-3	11-3-2	0-1-1	4-2-0	6-4-1	7-4-0	16-3-4	7-5-0	DNP
at UCONN	12-03-11	62-75	L	4-4-3	11-2-1	5-2-1	8-16-2	28-5-1	DNP	DNP	4-5-0	0-2-0	0-1-3	2-3-1	DNP
at OKLAHOMA	12-10-11	63-78	L	2-3-0	11-1-1	12-3-1	7-3-0	24-1-3	0-0-0	0-0-0	4-7-0	0-0-0	3-2-6	0-2-0	DNP
SLU	12-17-11	62-55	w	10-4-7	8-3-1	8-1-1	8-3-0	6-6-0	DNP	0-0-1	4-2-1	7-3-0	6-2-3	5-4-0	DNP
EKU	12-20-11	71-57	w	7-4-3	13-4-1	8-6-1	6-10-0	12-1-2	DNP	0-0-0	2-1-0	11-2-0	7-5-5	5-4-0	DNP
LATECH	12-22-11	77-63	w	9-7-2	8-2-0	18-3-2	10-5-1	16-0-3	DNP	DNP	2-5-2	7-2-0	7-4-3	0-2-0	DNP
CHA	12-28-11	80-67	w	7-1-3	14-4-4	23-6-5	5-4-0	7-3-1	DNP	0-0-0	8-7-0	7-6-2	2-6-4	7-8-1	DNP
TSU	12-30-11	77-49	w	4-7-0	18-4-2	10-2-3	2-5-1	8-1-6	DNP	0-2-0	13-4-1	10-6-4	8-8-4	4-1-0	DNP
SSUM	01-03-12	83-66	w	4-3-3	10-0-3	17-7-2	8-4-1	17-3-0	DNP	0-1-0	7-5-0	14-7-0	2-5-3	4-5-1	DNP
MS	01-07-12	98-88	w	11-6-2	12-2-5	1-1-3	4-3-0	24-3-2	DNP	0-0-0	4-3-2	6-1-0	24-3-7	12-4-1	DNP
at UM	01/11/12	63-71	L	8-3-1	3-3-2	10-5-5	1-0-0	14-2-2	DNP	DNP	0-1-0	15-4-0	12-3-3	0-1-0	DNP
LSU	01-14-12	69-60	w	5-5-3	14-1-0	2-1-1	5-13-0	19-2-4	DNP	DNP	1-4-0	5-0-0	15-6-1	3-1-1	DNP

2011-12 Arkansas Basketball
Arkansas Team High/Low Analysis (as of Jan 14, 2012)
All games

Arkansas - TEAM GAME HIGHS

POINTS	98	MISSISSIPPI ST. (01-07-12)
	97	MISS. VALLEY ST. (11-30-11)
	91	OAKLAND (11-16-11)
	86	GRAMBLING ST. (11-26-11)
	83	SAVANNAH ST. (01-03-12)
	83	USC UPSTATE (11-11-11)
FIELD GOALS MADE	37	OAKLAND (11-16-11)
	35	MISSISSIPPI ST. (01-07-12)
	35	MISS. VALLEY ST. (11-30-11)
FIELD GOAL ATTEMPTS	77	at UConn (12-03-11)
	77	GRAMBLING ST. (11-26-11)
FIELD GOAL PERCENTAGE	.593 (35-59)	MISS. VALLEY ST. (11-30-11)
	.565 (35-62)	MISSISSIPPI ST. (01-07-12)
3 PT FIELD GOALS MADE	11	MISS. VALLEY ST. (11-30-11)
	9	LSU (01-14-12)
3 PT FG ATTEMPTS	27	at Oklahoma (12-10-11)
	25	TEXAS SOUTHERN (12-30-11)
	25	GRAMBLING ST. (11-26-11)
3 PT FG PERCENTAGE	.500 (9-18)	LSU (01-14-12)
	.500 (4-8)	SAVANNAH ST. (01-03-12)
FREE THROWS MADE	31	SAVANNAH ST. (01-03-12)
	29	E. KENTUCKY (12-20-11)
FREE THROW ATTEMPTS	39	SAVANNAH ST. (01-03-12)
	35	E. KENTUCKY (12-20-11)
FREE THROW PERCENTAGE	.833 (20-24)	UTAH VALLEY (11-22-11)
	.829 (29-35)	E. KENTUCKY (12-20-11)
REBOUNDS	48	CHARLOTTE (12-28-11)
	47	at UConn (12-03-11)
ASSISTS	25	GRAMBLING ST. (11-26-11)
	22	MISSISSIPPI ST. (01-07-12)
STEALS	16	GRAMBLING ST. (11-26-11)
	14	TEXAS SOUTHERN (12-30-11)
BLOCKED SHOTS	11	TEXAS SOUTHERN (12-30-11)
	10	SAVANNAH ST. (01-03-12)
TURNOVERS	23	SAVANNAH ST. (01-03-12)
	23	USC UPSTATE (11-11-11)
FOULS	27	at Ole Miss (01/11/12)
	23	MISSISSIPPI ST. (01-07-12)

2011-12 Arkansas Basketball
Arkansas High/Low Analysis (as of Jan 14, 2012)
All games

Opponent - GAME HIGHS

POINTS	88	MISSISSIPPI ST. (01-07-12)
	87	HOUSTON (11-18-11)
	78	at Oklahoma (12-10-11)
	75	at UConn (12-03-11)
	71	at Ole Miss (01/11/12)
FIELD GOALS MADE	31	HOUSTON (11-18-11)
	28	at UConn (12-03-11)
FIELD GOAL ATTEMPTS	72	UTAH VALLEY (11-22-11)
	72	OAKLAND (11-16-11)
FIELD GOAL PERCENTAGE	.571 (28-49)	at UConn (12-03-11)
	.525 (31-59)	HOUSTON (11-18-11)
3 PT FIELD GOALS MADE	12	OAKLAND (11-16-11)
	9	MISSISSIPPI ST. (01-07-12)
3 PT FG ATTEMPTS	36	OAKLAND (11-16-11)
	25	E. KENTUCKY (12-20-11)
	25	MISS. VALLEY ST. (11-30-11)
3 PT FG PERCENTAGE	.625 (5-8)	at UConn (12-03-11)
	.500 (8-16)	at Oklahoma (12-10-11)
FREE THROWS MADE	25	MISSISSIPPI ST. (01-07-12)
	19	at Ole Miss (01/11/12)
FREE THROW ATTEMPTS	32	CHARLOTTE (12-28-11)
	31	MISSISSIPPI ST. (01-07-12)
FREE THROW PERCENTAGE	.806 (25-31)	MISSISSIPPI ST. (01-07-12)
	.783 (18-23)	at Oklahoma (12-10-11)
	.783 (18-23)	HOUSTON (11-18-11)
REBOUNDS	51	UTAH VALLEY (11-22-11)
	48	at Ole Miss (01/11/12)
ASSISTS	17	at UConn (12-03-11)
	16	at Oklahoma (12-10-11)
STEALS	13	SAVANNAH ST. (01-03-12)
	11	USC UPSTATE (11-11-11)
BLOCKED SHOTS	11	at UConn (12-03-11)
	10	GRAMBLING ST. (11-26-11)
TURNOVERS	27	GRAMBLING ST. (11-26-11)
	25	TEXAS SOUTHERN (12-30-11)
FOULS	28	E. KENTUCKY (12-20-11)
	27	LSU (01-14-12)
	27	USC UPSTATE (11-11-11)

2011-12 Arkansas Basketball
Arkansas High/Low Analysis (as of Jan 14, 2012)
All games

Arkansas - GAME LOWS

POINTS	62		at UConn (12-03-11)
	62		SE LOUISIANA (12-17-11)
	63		at Oklahoma (12-10-11)
	63		at Ole Miss (01/11/12)
	67		UTAH VALLEY (11-22-11)
FIELD GOALS MADE	18		E. KENTUCKY (12-20-11)
	20		UTAH VALLEY (11-22-11)
	20		at Oklahoma (12-10-11)
FIELD GOAL ATTEMPTS	48		SAVANNAH ST. (01-03-12)
	49		SE LOUISIANA (12-17-11)
FIELD GOAL PERCENTAGE	.312	(24-77)	at UConn (12-03-11)
	.316	(18-57)	E. KENTUCKY (12-20-11)
3 PT FIELD GOALS MADE	3		USC UPSTATE (11-11-11)
	4		HOUSTON (11-18-11)
	4		SAVANNAH ST. (01-03-12)
3 PT FG ATTEMPTS	8		SAVANNAH ST. (01-03-12)
	9		USC UPSTATE (11-11-11)
3 PT FG PERCENTAGE	.235	(4-17)	HOUSTON (11-18-11)
	.240	(6-25)	TEXAS SOUTHERN (12-30-11)
FREE THROWS MADE	6		at UConn (12-03-11)
	9		OAKLAND (11-16-11)
	9		LOUISIANA TECH (12-22-11)
	9		at Ole Miss (01/11/12)
FREE THROW ATTEMPTS	11		LOUISIANA TECH (12-22-11)
	12		OAKLAND (11-16-11)
FREE THROW PERCENTAGE	.429	(6-14)	at UConn (12-03-11)
	.478	(11-23)	SE LOUISIANA (12-17-11)
REBOUNDS	26		at Oklahoma (12-10-11)
	26		at Ole Miss (01/11/12)
ASSISTS	9		UTAH VALLEY (11-22-11)
	10		HOUSTON (11-18-11)
	10		LSU (01-14-12)
STEALS	2		LOUISIANA TECH (12-22-11)
	4		at UConn (12-03-11)
BLOCKED SHOTS	1		at Ole Miss (01/11/12)
	2		at UConn (12-03-11)
TURNOVERS	8		LOUISIANA TECH (12-22-11)
	9		GRAMBLING ST. (11-26-11)
	9		MISSISSIPPI ST. (01-07-12)
FOULS	10		LOUISIANA TECH (12-22-11)
	15		UTAH VALLEY (11-22-11)

2011-12 Arkansas Basketball
Arkansas High/Low Analysis (as of Jan 14, 2012)
All games

Opponent - GAME LOWS

POINTS	44		GRAMBLING ST. (11-26-11)
	49		TEXAS SOUTHERN (12-30-11)
	55		SE LOUISIANA (12-17-11)
	57		E. KENTUCKY (12-20-11)
	59		UTAH VALLEY (11-22-11)
FIELD GOALS MADE	15		GRAMBLING ST. (11-26-11)
	17		E. KENTUCKY (12-20-11)
FIELD GOAL ATTEMPTS	49		at UConn (12-03-11)
	50		at Oklahoma (12-10-11)
	50		E. KENTUCKY (12-20-11)
FIELD GOAL PERCENTAGE	.273	(15-55)	GRAMBLING ST. (11-26-11)
	.317	(20-63)	MISS. VALLEY ST. (11-30-11)
3 PT FIELD GOALS MADE	0		at Ole Miss (01/11/12)
	3		UTAH VALLEY (11-22-11)
	3		TEXAS SOUTHERN (12-30-11)
	3		LSU (01-14-12)
3 PT FG ATTEMPTS	7		at Ole Miss (01/11/12)
	8		at UConn (12-03-11)
3 PT FG PERCENTAGE	.000	(0-7)	at Ole Miss (01/11/12)
	.167	(3-18)	LSU (01-14-12)
FREE THROWS MADE	6		OAKLAND (11-16-11)
	6		UTAH VALLEY (11-22-11)
	6		LOUISIANA TECH (12-22-11)
FREE THROW ATTEMPTS	8		OAKLAND (11-16-11)
	8		LOUISIANA TECH (12-22-11)
FREE THROW PERCENTAGE	.450	(9-20)	SAVANNAH ST. (01-03-12)
	.500	(6-12)	UTAH VALLEY (11-22-11)
	.500	(10-20)	TEXAS SOUTHERN (12-30-11)
REBOUNDS	28		SAVANNAH ST. (01-03-12)
	32		USC UPSTATE (11-11-11)
	32		MISSISSIPPI ST. (01-07-12)
ASSISTS	4		TEXAS SOUTHERN (12-30-11)
	9		LOUISIANA TECH (12-22-11)
	9		CHARLOTTE (12-28-11)
	9		MISSISSIPPI ST. (01-07-12)
	9		LSU (01-14-12)
STEALS	1		HOUSTON (11-18-11)
	2		MISS. VALLEY ST. (11-30-11)
	2		at Ole Miss (01/11/12)
BLOCKED SHOTS	1		OAKLAND (11-16-11)
	1		MISS. VALLEY ST. (11-30-11)
	1		CHARLOTTE (12-28-11)
TURNOVERS	9		LOUISIANA TECH (12-22-11)
	15		MISS. VALLEY ST. (11-30-11)
	15		at UConn (12-03-11)
FOULS	10		GRAMBLING ST. (11-26-11)
	14		at UConn (12-03-11)

2011-12 Arkansas Basketball
Arkansas Player High/Low Analysis (as of Jan 14, 2012)
All games

Arkansas - INDIVIDUAL GAME HIGHS

Points	28		YOUNG, BJ at UConn (12-03-11)
	24		YOUNG, BJ vs Mississippi St. (01-07-12)
	24		NOBLES, Julysses vs Mississippi St. (01-07-12)
	24		YOUNG, BJ at Oklahoma (12-10-11)
	23		SCOTT, Rickey vs Charlotte (12-28-11)
Field Goals Made	10		YOUNG, BJ vs Mississippi St. (01-07-12)
	10		YOUNG, BJ at UConn (12-03-11)
Field Goal Att.	20		YOUNG, BJ at UConn (12-03-11)
	16		SCOTT, Rickey vs Louisiana Tech (12-22-11)
	16		YOUNG, BJ at Oklahoma (12-10-11)
	16		YOUNG, BJ vs Grambling St. (11-26-11)
	16		YOUNG, BJ vs Utah Valley (11-22-11)
FG Pct (min 5 made)	.833	(5-6)	WADE, Mardracus vs Mississippi St. (01-07-12)
	.833	(5-6)	ABRON, Devonta vs Miss. Valley St. (11-30-11)
3-Point FG Made	5		YOUNG, BJ at UConn (12-03-11)
	4		NOBLES, Julysses vs Mississippi St. (01-07-12)
	4		WADE, Mardracus vs Texas Southern (12-30-11)
	4		WADE, Mardracus vs Charlotte (12-28-11)
	4		WADE, Mardracus vs Miss. Valley St. (11-30-11)
3-Point FG Att.	8		WADE, Mardracus at Oklahoma (12-10-11)
	7		NOBLES, Julysses vs Mississippi St. (01-07-12)
	7		WADE, Mardracus vs Texas Southern (12-30-11)
	7		WADE, Mardracus vs Charlotte (12-28-11)
	7		YOUNG, BJ at Oklahoma (12-10-11)
	7		WADE, Mardracus vs Utah Valley (11-22-11)
3-Pt FG Pct (min 2 made)	.833	(5-6)	YOUNG, BJ at UConn (12-03-11)
	.750	(3-4)	WADE, Mardracus vs LSU (01-14-12)
Free Throws Made	10		WAITHE, Marvell vs Savannah St. (01-03-12)
	8		SCOTT, Rickey at Oklahoma (12-10-11)
Free Throw Att.	11		WAITHE, Marvell vs Savannah St. (01-03-12)
	10		WADE, Mardracus vs E. Kentucky (12-20-11)
	10		SCOTT, Rickey at Oklahoma (12-10-11)
	10		POWELL, Marshawn vs USC Upstate (11-11-11)
FT Pct (min 3 made)	1.000	(5-5)	WADE, Mardracus vs Houston (11-18-11)
	1.000	(4-4)	WADE, Mardracus vs Savannah St. (01-03-12)
	1.000	(4-4)	NOBLES, Julysses vs Texas Southern (12-30-11)
	1.000	(4-4)	WAITHE, Marvell vs Texas Southern (12-30-11)
	1.000	(4-4)	WADE, Mardracus vs Texas Southern (12-30-11)
	1.000	(4-4)	ABRON, Devonta vs Louisiana Tech (12-22-11)
	1.000	(4-4)	MADDEN, Rashad vs E. Kentucky (12-20-11)
	1.000	(4-4)	YOUNG, BJ vs Houston (11-18-11)
	1.000	(4-4)	MADDEN, Rashad vs USC Upstate (11-11-11)
	1.000	(3-3)	SANCHEZ, Michael vs E. Kentucky (12-20-11)
	1.000	(3-3)	YOUNG, BJ vs Utah Valley (11-22-11)
Rebounds	16		ABRON, Devonta at UConn (12-03-11)
	13		ABRON, Devonta vs LSU (01-14-12)
Assists	7		NOBLES, Julysses vs Mississippi St. (01-07-12)
	7		MADDEN, Rashad vs SE Louisiana (12-17-11)
	7		NOBLES, Julysses vs Oakland (11-16-11)
Steals	5		WADE, Mardracus vs LSU (01-14-12)
	4		WAITHE, Marvell vs Mississippi St. (01-07-12)
	4		SANCHEZ, Michael vs Charlotte (12-28-11)
	4		NOBLES, Julysses vs Houston (11-18-11)

	4	WADE, Mardracus vs Houston (11-18-11)
Blocked Shots	7	MICKELSON, Hunter vs LSU (01-14-12)
	7	MICKELSON, Hunter vs Texas Southern (12-30-11)
Turnovers	5	YOUNG, BJ vs Savannah St. (01-03-12)
	5	MADDEN, Rashad vs Texas Southern (12-30-11)
Fouls	5	ABRON, Devonta vs LSU (01-14-12)
	5	NOBLES, Julysses at Ole Miss (01/11/12)
	5	SANCHEZ, Michael vs E. Kentucky (12-20-11)
	5	ABRON, Devonta at Oklahoma (12-10-11)

2011-12 Arkansas Basketball
Arkansas Opponent High/Low Analysis (as of Jan 14, 2012)
All games

OPPONENT INDIVIDUAL GAME HIGHS

Points	25		DeVille Smith vs Mississippi St. (01-07-12)
	23		Appleby, Raheem vs Louisiana Tech (12-22-11)
	23		BOATRIGT, Ryan at UConn (12-03-11)
	22		Pledger, Steven at Oklahoma (12-10-11)
	21		Dee Bost vs Mississippi St. (01-07-12)
	21		BADER, Travis vs Oakland (11-16-11)
Field Goals Made	10		Appleby, Raheem vs Louisiana Tech (12-22-11)
	9		Pledger, Steven at Oklahoma (12-10-11)
Field Goal Att.	22		Appleby, Raheem vs Louisiana Tech (12-22-11)
	17		HAMILTON, Justin vs LSU (01-14-12)
	17		AIRD, Ben vs Utah Valley (11-22-11)
FG Pct (min 5 made)	.800	(8-10)	VAN SLYKE, Kirk vs Houston (11-18-11)
	.750	(9-12)	Pledger, Steven at Oklahoma (12-10-11)
	.750	(6-8)	DeVille Smith vs Mississippi St. (01-07-12)
	.750	(6-8)	OLANDER, Tyler at UConn (12-03-11)
	.750	(6-8)	COX,Cor-J vs Miss. Valley St. (11-30-11)
	.750	(6-8)	SIMMONS, Jonathon vs Houston (11-18-11)
	.750	(6-8)	HARRIS, Alandise vs Houston (11-18-11)
3-Point FG Made	7		BADER, Travis vs Oakland (11-16-11)
	4		Neal, Tyler at Oklahoma (12-10-11)
	4		HIGGINS, Roman vs Grambling St. (11-26-11)
3-Point FG Att.	14		BADER, Travis vs Oakland (11-16-11)
	10		RUDOLPH,Deric vs Savannah St. (01-03-12)
3-Pt FG Pct (min 2 made)	1.000	(3-3)	DeVille Smith vs Mississippi St. (01-07-12)
	1.000	(2-2)	Renardo Sidney vs Mississippi St. (01-07-12)
	1.000	(2-2)	LAMB, Jeremy at UConn (12-03-11)
	1.000	(2-2)	VAN SLYKE, Kirk vs Houston (11-18-11)
	1.000	(2-2)	BLESSING, Mario vs USC Upstate (11-11-11)
Free Throws Made	10		DeVille Smith vs Mississippi St. (01-07-12)
	9		Dee Bost vs Mississippi St. (01-07-12)
Free Throw Att.	13		Dee Bost vs Mississippi St. (01-07-12)
	11		DeVille Smith vs Mississippi St. (01-07-12)
FT Pct (min 3 made)	1.000	(8-8)	JOYNER,Terrence vs Miss. Valley St. (11-30-11)
	1.000	(7-7)	Summers,Jarvis at Ole Miss (01/11/12)
	1.000	(6-6)	Osby, Romero at Oklahoma (12-10-11)
	1.000	(5-5)	Rodney Hood vs Mississippi St. (01-07-12)
	1.000	(5-5)	CROSBY,Paul vs Miss. Valley St. (11-30-11)
	1.000	(4-4)	ONWENU,Patrick vs Texas Southern (12-30-11)
	1.000	(4-4)	Gaskins, Trevor vs Louisiana Tech (12-22-11)
	1.000	(4-4)	Neal, Tyler at Oklahoma (12-10-11)
	1.000	(4-4)	ELAM, Rob vs USC Upstate (11-11-11)
	1.000	(3-3)	Holloway,Murphy at Ole Miss (01/11/12)
	1.000	(3-3)	ORIAKHI, Alex at UConn (12-03-11)
	1.000	(3-3)	HAMILTON, Reggie vs Oakland (11-16-11)
Rebounds	15		ROBINSON, Geddes vs Utah Valley (11-22-11)
	14		Holloway,Murphy at Ole Miss (01/11/12)
	14		AIRD, Ben vs Utah Valley (11-22-11)
	14		PETROS, Corey vs Oakland (11-16-11)
Assists	7		BLACKMON,Preston vs Savannah St. (01-03-12)
	7		NAPIER, Shabazz at UConn (12-03-11)
Steals	4		GREENE, Ty vs USC Upstate (11-11-11)
	3		HICKEY, Anthony vs LSU (01-14-12)
	3		Dee Bost vs Mississippi St. (01-07-12)

	3	SMITH, Cedric vs Savannah St. (01-03-12)
	3	BLACKMON, Preston vs Savannah St. (01-03-12)
	3	Campbell, Jeremy vs SE Louisiana (12-17-11)
	3	ROBINSON, Geddes vs Utah Valley (11-22-11)
Blocked Shots	10	ROBERSON, PJ vs Grambling St. (11-26-11)
	4	DRUMMOND, Andre at UConn (12-03-11)
Turnovers	8	HIGGINS, Roman vs Grambling St. (11-26-11)
	7	Kendrick, Jelan at Ole Miss (01/11/12)
	7	LIVAS, Rondale vs Grambling St. (11-26-11)
Fouls	5	HAMILTON, Justin vs LSU (01-14-12)
	5	Buckner, Reginald at Ole Miss (01/11/12)
	5	Summers, Jarvis at Ole Miss (01/11/12)
	5	Arnett Moultrie vs Mississippi St. (01-07-12)
	5	HASSAN, Rashad vs Savannah St. (01-03-12)
	5	CLAYBORN, Aaron vs Texas Southern (12-30-11)
	5	ARRINGTON, Brent vs Miss. Valley St. (11-30-11)
	5	THOMPSON, Keith vs Utah Valley (11-22-11)
	5	VAN SLYKE, Kirk vs Houston (11-18-11)
	5	SIMMONS, Jonathon vs Houston (11-18-11)