

AUBURN TIGERS

BASKETBALL



#2 KENTUCKY (15-1, 1-0)
at AUBURN (10-5, 0-1)



January 11, 2012 • 7 pm (CST)
 Auburn Arena (9,121)
 Auburn, Ala.

GAME 16

PROBABLE AUBURN STARTERS				PTS	REB	AST	NOTES	
F 22	Kenny Gabriel	6-8	209 Sr. Charlotte, NC (Paris, TX, JC)	11.9	7.8	2.7b	24p,13r,10bl v.BC;1st t-d AU his.	
C 41	Rob Chubb	6-10	242 Jr. Peachtree City, GA (Montverde Acad., FL)	9.7	4.4	1.2b	21pts v.Ga.So;5.3 ppg last 3	
G 1	Varez Ward	6-2	208 So. Montgomery, AL (Texas)	9.2	3.5	4.1	3-20 fgs last 3gms;15.5ppg prev 3	
G 3	Chris Denson	6-2	172 So. Columbus, GA (Shaw)	10.7	2.1	1.4	12.8 ppg last 4 games	
G 23	Frankie Sullivan	6-1	206 Jr. Uniontown, AL (R.C. Hatch)	11.5	4.6	2.5	22 pts(6-9 3s)v.LBSU;5.8ppg last5	
RESERVES	G 0	Josh Langford	6-7	209 So. Huntsville, AL (Lee)	6.6	2.1	0.9	59.0% fgs this year
	F32	Noel Johnson	6-6	200 So. Fayetteville, GA (Clemson)	1.3	2.8	0.8	6 pts,8 reb in 1st start v. BC
	C50	Willy Kouassi	6-10	219 Fr. Abidjan, Ivory Coast (Central Park Christian)	2.0	2.9	0.9b	3.7 ppg (4-8 fgs) last 3 gms
	F45	Adrian Forbes	6-8	232 Sr. Spanish Town, Jamaica (Trinity Valley CC, TX)	1.7	2.1	0.4b	2.5 ppg, 2.5 rpg last 2 gms
	G11	Josh Wallace	5-10	170 Jr. Pensacola, FL (Booker T. Washington)	3.1	0.7	1.7	4 pts, 2 blk at Vandy J7
	F 2	Allen Payne	6-6	210 So. Cincinnati, OH (Winton Woods)	3.6	3.4	0.7s	15 pts(2-4 3s),5 rb at UK last yr
	G 4	Cedrick McAfee	6-3	175 Fr. Memphis, TN (Melrose)	0.0	0.3	0.0	only 3 gms played, DNP-INJ
	PROBABLE KENTUCKY STARTERS				PTS	REB	AST	NOTES
	F 3	Terrence Jones	6-9	252 So. Portland, OR (Jefferson)	11.8	6.3	1.8b	35 pts(4-5 3s),8 rb v. AU last yr
	F 14	Michael Kidd-Gilchrist	6-7	232 Fr. Somerdale, NJ (St. Patrick)	13.6	7.8	2.0	24 pts,19 reb v. Louisville D31
F 23	Anthony Davis	6-10	220 Fr. Chicago, IL (Perspectives Charter)	12.7	10.6	4.9b	#1 nation w/4.9 blk per game	
G 20	Doron Lamb	6-4	210 So. Queens, NY (Oak Hill Academy)	14.6	3.6	2.1	9th in SEC w/14.6 ppg	
G 23	Marquis Teague	6-2	189 Fr. Indianapolis, IN (Pike)	10.8	2.4	4.5	17 pts, 4 ast v. So. Carolina	
RESERVES	G 1	Darius Miller	6-8	235 Sr. Maysville, KY (Mason County)	10.2	3.5	2.6	15 pts (4-6 3s) v. Lamar D28
	F33	Kyle Wiltjer	6-9	239 Fr. Portland, OR (Jesuit)	6.7	2.6	0.5	24 pts (3-6 3s) v. Loyola (Md.)

OFFICIALS

SCOUTING KENTUCKY

The Wildcats defeated South Carolina 79-64 in their SEC opener on Saturday in Rupp Arena behind 20 points from Terrence Jones, 17 points from Marquis Teague and 12 points and 10 boards from Anthony Davis ... Nationally, Kentucky is ranked No. 1 in blocks (9.3) and field goal pct. defense (.350), third in scoring margin (+21.8), ninth in rebound margin (+8.8) and 12th in scoring (80.9) ... Kentucky leads the SEC in eight stat categories: scoring margin, field goal pct. (.491), field goal pct. defense, rebounding offense (41.8), rebound margin, blocks, defensive rebounds (28.3) and offensive rebound pct. (.402) ... the Wildcats are second in the league in two other categories: scoring offense and scoring defense (59.1) ... Kentucky has six players who average double figures and is led by Doron Lamb's 14.6 ppg,

Auburn-Kentucky Game Facts

Auburn Head Coach: Tony Barbee (UMass '93)
at Auburn: 21-25, .457 (2nd year)
Overall: 103-77, .572 (6th year)

Kentucky Head Coach: John Calipari (Clarion State '82)
at Kentucky: 79-13, .859 (3rd year)
Overall: 524-153, .774 (20th year)

Tigers on the Air

Network: Auburn IMG Sports Network
Air Time: 6:30 pm CT
Play-by-Play: Rod Bramblett
Color: Daymeon Fishback
Satellite Radio: XM 199
Internet Broadcast: auburntigers.com

Series Notes

Series Record: Kentucky leads 85-17
at Auburn: Kentucky leads 27-13
at Auburn Arena: 0-0
at Lexington: Kentucky leads 44-2
at Rupp Arena: Kentucky 24-2
Neutral Sites: Kentucky leads 14-2
Current Streak: 12 by Kentucky
Last Meeting: #13 UK 78, Auburn 54 (1-11-11 in Lexington)
First Meeting: Kentucky 40, Auburn 25 (1-29-21 in Lexington)

Tigers on TV

Network: SEC Network
Air Time: 7 pm CT
Play-by-Play: Dave Neal
Color: Joe Dean
Stations: Please see page 8 of notes for stations carrying game




AUBURN TIGERS 2011-12 Schedule/Scores

RECORD: 10-5
HOME: 9-0
AWAY: 1-3
NEUTRAL: 0-2
SEC: 0-1

Nov. 11	McNEESE STATE	W	84-62
Nov. 14	KENNESAW STATE	W	68-55
Nov. 25	NICHOLLS STATE	W	78-57
Nov. 28	ARKANSAS-PINE BLUFF	W	72-59
Dec. 2	(1) at Seton Hall	L	59-81
Dec. 14	SOUTH FLORIDA	W	52-40
Dec. 17	NORTH FLORIDA	W	84-71
Dec. 19	FLORIDA A&M	W	76-69
Dec. 23	(2) at Hawaii	W	65-62
Dec. 23	(2) Long Beach State	L	43-64
Dec. 25	(2) UTEP	L	76-83
Dec. 30	GEORGIA SOUTHERN	W	78-75
Jan. 2	BETHUNE-COOKMAN	W	67-41
Jan. 4	at Florida State (ESPN3)	L	56-85
Jan. 7	at Vanderbilt	L	35-65
Jan. 11	KENTUCKY (#2)	7 pm	
Jan. 14	OLE MISS	12:30 pm	
Jan. 17	at LSU	6 pm	
Jan. 21	SOUTH CAROLINA	12:30 pm	
Jan. 25	at Arkansas	8 pm	
Jan. 28	at Tennessee	5 pm	
Feb. 1	GEORGIA	7 pm	
Feb. 4	at Mississippi State	3 pm	
Feb. 7	ALABAMA	8 pm	
Feb. 11	at Ole Miss	6 pm	
Feb. 18	MISSISSIPPI STATE	7 pm	
Feb. 21	at Florida	6 pm	
Feb. 25	ARKANSAS	3 pm	
Feb. 29	at Alabama	7 pm	
Mar. 3	LSU	1 pm	
Mar. 8-11(3)	SEC Tournament	TBA	
(1)	Big East-SEC Challenge (Newark, NJ)		
(2)	Hawaiian Airlines Diamond Head Classic (Honolulu, HI)		
(3)	SEC Tournament, New Orleans LA (New Orleans Arena)		
All Times Central Standard			

COMPARING STATS

(All Games)

		
Scoring Offense	66.2	80.9
Scoring Defense	64.6	59.1
Scoring Margin.....	+1.6	+21.8
FG Pct.....	.438	.491
FG Pct. Defense410	.350
3-pt. FG Pct.....	.325	.368
3-pt. FG Pct. Defense346	.307
Free Throw Pct.647	.710
Rebound Avg.	35.0	41.8
Opp. Rebound Avg.....	34.5	33.0
Rebound Margin	+0.5	+8.8
Turnovers Per Game	14.1	13.7
Opp. Turnovers	14.5	14.1
Turnover Margin.....	+0.4	+0.4

Michael Kidd-Gilchrist's 13.6 ppg and 7.8 rpg, Anthony Davis' 12.7 ppg, 10.6 rpg (2nd in SEC) and nation-leading 4.9 bpg, Terrence Jones' 11.8 ppg and 6.3 rpg and 45.5 percent 3-point shooting, Marquis Teague's 10.8 ppg and Darius Miller's 10.2 ppg ... Kentucky's only loss this year has come at Indiana 73-72 on a 3-point buzzer beater on Dec. 10 ... the Wildcats own wins over Kansas, North Carolina, Louisville and St. John's.

AUBURN-KENTUCKY SERIES

This is the 103rd meeting between the Tigers and Wildcats with UK holding a commanding 85-17 series lead. The Wildcats have won 12 straight games in the series and 26 of the last 27.

However, prior to last year's 78-54 Kentucky victory in Lexington, the previous three games had been decided by single digits, an average of 5.7 points per game.

Kentucky won those three games 66-63 in Auburn in 2008, 73-64 in Lexington in 2009 and 72-67 in Auburn in 2010.

No. 4 Auburn beat 20th-ranked Kentucky 66-63 in Beard-Eaves-Memorial Coliseum in 2000 in the only Tiger win during the stretch.



The Tigers have a 13-27 record against Kentucky in Auburn. The Wildcats have defeated the Tigers five straight times in Auburn.

Kentucky has a 44-2 edge over Auburn in Lexington with the two Tiger wins coming in 1983 over No. 6 UK 75-67 and in 1988 over No. 1 UK 53-52. The Wildcats are 24-2 against Auburn in Rupp Arena, including 12-straight Tiger losses.

Kentucky is 14-2 against the Tigers at neutral sites.

COMPARING STATS

(SEC games only)

		
Scoring Offense	35.0	79.0
Scoring Defense	65.0	64.0
Scoring Margin.....	-30.0	+15.0
FG Pct.....	.273	.592
FG Pct. Defense449	.391
3-pt. FG Pct.....	.231	.455
3-pt. FG Pct. Defense448	.273
Free Throw Pct.200	.727
Rebound Avg.	34.0	30.0
Opp. Rebound Avg.....	42.0	32.0
Rebound Margin	-8.0	-2.0
Turnovers Per Game	13.0	15.0
Opp. Turnovers	11.0	12.0
Turnover Margin.....	-2.0	-3.0

TONY BARBEE vs. KENTUCKY

Auburn head coach Tony Barbee is 0-1 coaching against Kentucky. Barbee is 0-4 coaching against Kentucky's John Calipari, 0-1 at Auburn and 0-3 at UTEP when Calipari was at Memphis.

Calipari is 2-0 coaching against Auburn, including 1-0 in Auburn as the Wildcats defeated the Tigers 72-67 in 2010 in Beard-Eaves-Memorial Coliseum.

TONY BARBEE & JOHN CALIPARI

Tony Barbee considers John Calipari as his mentor. They first met when Barbee was a 14-year-old at the famed Five-Star Basketball Camp in Pittsburgh, Pa., which was run by Howard Garfinkle when Calipari was his first coach.

Barbee played four years at UMass from the 1989-90 season to 1992-93 for Calipari. Calipari was in his second season of his 19-year head coaching career when Barbee was a freshman.

Barbee, who was a two-time Atlantic-10 second-team selection and A-10 All-Freshman pick, helped lead UMass to the NIT First Round in 1990, NIT Final Four in 1991, NCAA Tournament Sweet 16 and A-10 Tournament Championship and 30-5 record in 1992, and the NCAA Tournament Second Round and A-10 Tournament Championship in 1993.

UMass was 10-18 in Calipari's first season and improved to 17-14 the next season with Barbee as a freshman.

Barbee began his coaching career as a graduate assistant for UMass' NCAA Final Four appearance in 1996 with a 35-2 record.

When Calipari went to Memphis in 2000-01, Barbee joined him and spent six



BARBEE BYTES

- 6-year head coaching record: 103-77 (.572)
- Averaged 18.6 wins per season as a head coach
- 2010  USA Champions
-  USA Coach of the Year (2010)
- NABC District 11 Coach of the Year
- 2010  Tournament
- 1996  Tournament Final Four
- 2006  Tournament Elite 8
- 1992  Tournament Sweet 16
- 9  Tournament appearances (7 as a coach, 2 as a player)
- 6 Conference Championships
- 4 Conference Tournament Championships
- No. 3 recruiter in nation by Rivals.com
- 6 national top 10 recruiting classes
- 4 players coached are in the 
- 2002  Champions
- played professional basketball in Spain
- 2-time  2nd team (1991, 1993)
-  Freshman team (1990)
- 4-year record of 91-39 (.700) as a standout at UMass from 1989-93
- won back-to-back  regular season and tournament titles in 1992 and 1993
- Scored 1,643 career points at UMass

years as an assistant for the Tigers until he became head coach at UTEP in 2006-07. Memphis reached the NCAA Tournament Elite 8 in 2006 in Barbee's last year with Calipari. The Tigers appeared in two other NCAA Tournaments and three NITs, including winning the NIT Championship in 2002.

AUBURN STAFF, CALIPARI TIES

Not only does Auburn head coach Tony Barbee have ties to Kentucky's John Calipari, but so does Tigers' assistant coach Milt Wagner, executive director of basketball Steve Smith, director of basketball operations Mike Babul and administrative assistant Harper Williams.

Wagner was the coordinator of basketball operations at Memphis for six years with Calipari and Barbee from 2000-06 when they coached seven players who played in the NBA: Dajuan Wagner (Cleveland Cavaliers), Rodney Carney (Golden State Warriors), Joey Dorsey (Toronto Raptors), Chris Douglas-Roberts (Milwaukee Bucks), Antonio Burks (Memphis Grizzlies), Shawne Williams (New

York Knicks) and Earl Barron (Miami Heat).

Wagner averaged 15.7 points against Kentucky for the Louisville Cardinals from 1983-86 with three of the games coming in Rupp Arena.

Smith was previously Calipari's personal assistant as his relationship with Cal dates back to UMass. Calipari was the best man at Smith's wedding.

Babul signed out of high school in the fall of 1995 to play for Calipari at UMass but never played for Cal as he became head coach of the New Jersey Nets prior to Babul's freshman season.

Babul was an administrative assistant at Memphis for Calipari from 2003-04 prior to becoming a full-time assistant under head coach John Robic at Youngstown State during the 2004-05 season. Robic is presently an assistant at Kentucky under Calipari after being with him at Memphis.

Williams and Barbee played four years at UMass from the 1989-90 season to 1992-93 for Calipari. Calipari was in his second season of his 19-year head coaching career when Barbee was a freshman. They all helped UMass to a 91-39 record and four-straight postseason tournament bids. UMass won back-to-back Atlantic 10

Conference regular season and tournament titles in 1992 and 1993.

MILT WAGNER PLAYING vs. UK

Auburn assistant coach Milt Wagner averaged 15.7 points against Kentucky as his Louisville Cardinals went 1-3 vs. the Wildcats from 1983-86 with three of the games coming in Rupp Arena.

Here is a listing of the Louisville vs. Kentucky games that Wagner played in:

- Mar. 26, 1983
NCAA Mideast Regional Final (Knoxville, Tenn.)
Louisville 80, Kentucky 68 (ot)
Wagner: 18 points
- Nov. 26, 1983 (Rupp Arena)
Kentucky 65, Louisville 44
Wagner: 4 points
- Mar. 22, 1984
NCAA Mideast Regional Semifinals (Rupp Arena)
Kentucky 72, Louisville 67
Wagner: 22 points
- Dec. 28, 1985

(Rupp Arena)
Kentucky 69, Louisville 64
Wagner: 19 points

AUBURN vs. TOP 10 TEAMS

Auburn has a 24-98 record all-time against teams ranked in the nation's top 10, including a 16-31 mark at home, 2-51 mark on the road and 6-16 at neutral sites.

The Tigers have lost 11 straight games vs. top 10 ranked teams.

Auburn's last win against a top 10 team came in a 68-62 victory over eighth-ranked and No. 2 seeded-Wake Forest in the 2003 NCAA Tour-

2011-12 SEC STANDINGS

	SEC	ALL
Kentucky	1-0	15-1
Arkansas	1-0	12-3
Alabama	1-0	12-3
LSU	1-0	11-4
Vanderbilt	1-0	11-4
Tennessee	1-0	8-7
Auburn	0-1	10-5
Mississippi State	0-1	13-3
Florida	0-1	12-4
Ole Miss	0-1	10-5
Georgia	0-1	9-6
South Carolina	0-1	8-7

-- through Jan. 9, 2012

SATURDAY'S GAMES-(Jan. 7)

Vanderbilt 65, Auburn 35 (Nashville)
LSU 81, Ole Miss 55 (Baton Rouge)
Tennessee 67, Florida 56 (Knoxville)
Kentucky 79, So. Carolina 64 (Lexington)
Alabama 74, Georgia 59 (Athens)
Arkansas 98, Miss. State 88 (Fayetteville)

TUESDAY'S GAMES-(Jan. 10)

Georgia at Florida (ESPN)
Vanderbilt at South Carolina (ESPNU)

WEDNESDAY'S GAMES-(Jan. 11)

Kentucky at Auburn (SECN)
Arkansas at Ole Miss (SECN)
LSU at Alabama (CSS)

THURSDAY'S GAME-(Jan. 12)

Tennessee at Mississippi State (ESPN/2)

AUBURN TIGERS ROSTER

0 Josh Langford	G	6-7	209	So.	Huntsville, AL (Lee)
1 Varez Ward	G	6-2	208	So.	Montgomery, AL (Texas)
2 Allen Payne	F	6-6	210	So.	Cincinnati, OH (Winton Woods)
3 Chris Denson	G	6-2	172	So.	Columbus, GA (Shaw)
4 Cedrick McAfee	G	6-3	175	Fr.	Memphis, TN (Melrose)
5 Bernard Morena	F	6-8	190	Fr.	Abidjan, Ivory Coast (Central Park Chr.)
11 Josh Wallace*	G	5-10	170	Jr.	Pensacola, FL (Booker T. Washington)
15 Tony Neysmith	G	6-5	217	Sr.	Norcross, GA (Oklahoma)
22 Kenny Gabriel	F	6-8	209	Sr.	Charlotte, NC (Paris, TX, JC)
23 Frankie Sullivan	G	6-1	206	Jr.	Uniontown, AL (R.C. Hatch)
24 T.J. Rice*	G	5-9	160	So.	Alpharetta, GA (Alpharetta)
25 Jake Drum*	F	6-5	253	Sr.	Hoover, AL (Spain Park)
32 Noel Johnson	F	6-6	200	Jr.	Fayetteville, GA (Fayette County)
41 Rob Chubb	C	6-10	242	Jr.	Peachtree City, GA (Montverde Acad., FL)
44 Dylan Spencer*	G	6-4	190	Jr.	Birmingham, AL (Vestavia Hills)
45 Adrian Forbes	F	6-8	232	Sr.	Spanish Town, Jamaica (Trinity Valley CC, TX)
50 Willy Kouassi	C	6-10	219	Fr.	Abidjan, Ivory Coast (Central Park Chr.)

* walk-on

Head Coach: Tony Barbee (UMass '93)

Asst. Coaches: Tony Madlock (Memphis '91), Randall Dickey (Ouachita Baptist '83), Milt Wagner (Louisville/Memphis '04)

Executive Dir. of Basketball: Steve Smith (UMass '81)

Dir. of Basketball Operations: Mike Babul (UMass '00)

Video Coordinator: Corey Speights (UTEP '08)

Administrative Assistant: Harper Williams (UMass '95)

Asst. Strength & Conditioning Coach: Jason Riddell (SUNYC at Cortland '99)

Athletic Trainer: Jarod Grace (Auburn '99)

PRONUNCIATION CHART

Noel Johnson	No - elle Johnson
Willy Kouassi	KUH - wah - see
Bernard Morena	Muh - RAIN - a
Tony Neysmith	Nay - smith
Varez Ward	VUH - rez
Mike Babul	BAY - bull

nament second round in Tampa, Fla.

Auburn's last win over a top 10 team in Auburn came in a 77-68 victory over No. 9 Alabama in 2003 in Beard-Eaves-Memorial Coliseum.

The Tigers have lost 17 straight games on a top 10 opponents' homecourt.

Auburn's last road win against a top 10 team came in a 100-89 victory at No. 8 Arkansas Jan. 23, 1993, in the final season of Barnhill Arena.

TOUGH STRETCH

Auburn is in the midst of a very difficult three-game stretch that began with a loss at Florida State on Wednesday. The Tigers opened SEC play with a loss at Vanderbilt, where they have lost six-straight in the series as well as six-straight in Memorial Gymnasium. On Wednesday, Auburn plays host to No. 2 Kentucky, to whom the Tigers have lost 12 straight and 26 of the last 27 in the series.

AUBURN WINS vs. LOSSES

Here is a comparison of Auburn's stats in Tigers' wins vs. losses:

	AU Wins	AU Losses
PPG	72.4	53.8
Opp. PPG	59.1	75.6
Scoring Margin	+13.3	-21.8
FG%483	.351
Opp. FG%.....	.375	.483
3FG%348	.282
Opp. 3FG%.....	.308	.416
Reb. Margin	+5.5	-9.4
Rob Chubb ppg	12.2	4.8
Chris Denson ppg....	12.1	7.8

1st TRIPLE-DOUBLE IN AU HISTORY

Senior Kenny Gabriel recorded the first triple-double in the 106-year history of Auburn basketball and in the 2,322nd game with all career-highs of 24 points, 13 rebounds and 10 blocks vs. Bethune-Cookman on Jan. 2. The Charlotte, N.C., native also had four steals and three assists while going 11-of-13 from the field

MISCELLANEOUS STATS

AUBURN'S RECORD WHEN: STARTING LINEUPS

(Payne, Gabriel, Chubb, Ward, Sullivan)	4-1
(Gabriel, Chubb, Ward, Denson, Sullivan)	3-1
(Payne, Gabriel, Chubb, Denson, Wallace)	1-0
(Gabriel, Johnson, Chubb, Ward, Sullivan)	1-1
(Gabriel, Chubb, Langford, Ward, Sullivan)	1-2

AUBURN'S RECORD WHEN ... STARTS:

Chris Denson.....	4-1 (.800)
Josh Wallace	1-0 (1.000)
Allen Payne	5-1 (.833)
Rob Chubb	10-5 (.667)
Kenny Gabriel.....	10-5 (.667)
Frankie Sullivan	9-5 (.643)
Varez Ward	9-5 (.643)
Noel Johnson	1-1 (.500)
Josh Langford.....	1-2 (.333)

When Auburn leads at the half	9-0
When opponent leads at the half.....	1-5
When it is tied at the half	0-0
When Auburn leads with 5 minutes left	9-0
When opp. leads with 5 minutes left.....	1-5
When it is tied with 5 minutes left.....	0-0
When Auburn leads with 1 minute left	10-0
When opp. leads with 1 minute left	0-5
When opp. leads with 8 seconds left.....	1-5
When Auburn outrebounds opponent.....	8-1
When opponent outrebounds Auburn.....	2-4
When rebounds are the same	0-0
When AU shoots 50% or better from floor.....	5-0
When AU shoots less than 50% from floor.....	5-5
When opp. shoots 50% or better from floor	1-2
When opp. shoots less than 50% from floor.....	9-3
When AU fg% higher than opponents	10-0
When AU fg% less than opponents	0-5
When AU 3fg% higher than opponents	5-1
When AU 3fg% less than opponents	5-3
When AU 3fg% exact same as opponents	0-1

2011-12 INDIVIDUAL HIGHS

POINTS

AU: 24, Kenny Gabriel v. UTEP/Beth.Cook.
Opp.: 24,S.Townsend,UAPB/A.Moore,FAMU

FIELD GOALS MADE

AU: 11, Kenny Gabriel vs. Bethune-Cookman
Opp.: 10, Herb Pope, at Seton Hall

FIELD GOALS ATTEMPTED

AU: 16, Sullivan v. Long Beach St./at FSU
Opp.: 21, Trevon Lewis, Nicholls State

3-POINTERS MADE

AU: 6, Frankie Sullivan vs. Long Beach St.
Opp.: 5, John Jenkins, at Vanderbilt

3-POINTERS ATTEMPTED

AU: 9, Frankie Sullivan, 3 times
Opp.: 12, Kyle Jones, Ark.-Pine Bluff

FREE THROWS MADE

AU: 10, Varez Ward v. UTE/Denson v.Ga.So.
Opp.: 10, Michael Snaer, at Florida State

FREE THROWS ATTEMPTED

AU: 12, Varez Ward v.UTEP/Denson v.Ga.So.
Opp.: 10, Michael Snaer, at Florida State

REBOUNDS

AU: 13, Kenny Gabriel, 3 times
Opp.: 13, Aaron Anderson, Kennesaw State

ASSISTS

AU: 10, Varez Ward vs. Bethune-Cookman
Opp.: 10, Jordan Theodore, at Seton Hall

TURNOVERS

AU: 7, Kenny Gabriel vs. Florida A&M
Opp.: 5, Andy Diaz, North Florida

BLOCKS

AU: 10, Kenny Gabriel v. Bethune-Cookman
Opp.: 4, Xavier Gibson, at Florida State

STEALS

AU: 4,Wallace at Seton Hall/Gabriel v.Beth.Cook.
Opp.: 4, Michael Snaer, at Florida State

2011-12 AUBURN INDIVIDUAL SEASON HIGHS

	Points	Rebounds	Assists/ *Blocks/ ^Steals
Rob Chubb	21 v.McNeese/FAMU/Ga.So.12 vs. North Florida	5 vs. Nicholls State	
Chris Denson	19 v.Georgia Southern 3, 6 times	5 v. Kennesaw/Ga. Sou.	
Adrian Forbes	5 vs. North Florida..... 5 vs. Florida A&M.....	2* v. Kennesaw St./UTEP	
Willy Kouassi	7 vs. Ark.-Pine Bluff ..7 vs. Nicholls State	5* vs. Nicholls State	
Kenny Gabriel	24 v.UTEP/Beth-Cook 13, 3 times.....	10* vs. Bethune-Cookman	
Josh Langford.....	16 vs. UTEP	6 vs. Georgia Southern..... 3 vs. Long Beach State	
Cedrick McAfee.....	1 vs. Florida A&M		
Tony Neysmith.....	2 vs. Long Beach State.....	3 vs. Georgia Southern	
Allen Payne	11 vs. Nicholls State..... 8 vs. Kennesaw State	3 vs. Ark.-Pine Bluff	
Frankie Sullivan	22 v. LBSU/Kennesaw 9 vs. Florida A&M	6 at Hawaii	
Josh Wallace.....	11 at Seton Hall..... 3 vs. South Florida	4 v. at Seton Hall/Kennesaw	
Varez Ward	20 vs. Nicholls State . 8 vs. Nicholls State	10 vs. Bethune-Cookman	

* Bold if career-high

and 2-of-3 from 3-point range.

Gabriel also scored a career-high 24 points, including 19 in the second half, vs. UTEP in the third place game of the Diamond Head Classic. He made 3-of-4 three-pointers and had eight rebounds.

He recorded Auburn's only double-double of the season with 15 points and a career-high tying 13 rebounds vs. North Florida. It was Gabriel's fourth double-double of his career after having three last season.

He is ranked second in the SEC with 2.7 blocks, fifth with 7.8 rebounds per game, eighth shooting 49.6 percent from the field, fifth with 5.6 defensive rebounds, tied for ninth with 1.5 steals, 15th with 2.2 offensive rebounds and 22nd with 11.9 ppg.

KENNY G HOT IN LAST FIVE

Kenny Gabriel is shooting 64.6 percent (31-of-48) from the field and 64.3 percent (9-of-14) from 3-point range in his last five

games.

During this span, he is averaging 14.4 points, 7.2 rebounds and 3.2 blocks.

10 STRAIGHT HOME WINS

Auburn is on a 10-game homecourt winning streak, which is the longest streak in the two-year Auburn Arena history. The Tigers won the home regular season finale last year vs. Ole Miss and are 9-0 at home this season.

It is the Tigers' longest winning streak at home since winning 30 straight games that began with a 77-62 win over Southern Miss in the first round of the NIT and last home game of the 1997-98 season and ended with a 55-53 loss to No. 12 LSU without Chris Porter on Mar. 1, 2000.

IMPROVEMENT FROM LAST YEAR

Auburn is 10-5 this year and won its 10th game in its 13th game. The Tigers didn't win their 10th game last year until the 29th game of the season in a 76-73

win vs. Ole Miss on March 2. The Tigers finished last season 11-20 overall and didn't win their 11th game until the next to last game of the year at LSU on Mar. 5.

QUOTING TONY BARBEE (On Kentucky)

"We have a challenging week but fortunately both of them are at home where we have played obviously much better this year being undefeated at home. We haven't played so well on the road, but that doesn't make it any easier with Kentucky coming in as the No. 2 ranked team in the country. Coach (John Calipari) has had a bunch of great teams and this is another one with a ton of talent and a bunch of length. He does what he always gets them to do with him, getting them to play extremely hard and extremely unselfish. Any time they can pressure in the way they do, and they have an Anthony Davis at the rim. He is kind of like Coach's (Marcus) Camby who can protect the rim and block shots at the rate that he does, it makes it very, very challenging. We have to get back to playing with some confidence and right now our confidence is a little shaken so we have to get back to playing at a high level and playing with some confidence, and that will help with us playing at home."

(What has impressed you the most about Kentucky this year?)

"When I watch his teams, nothing surprises me because I played for him and obviously worked for him for a bunch of years. He has done with this team what he has done with all of his teams. He gets them to play as hard as any team in the country, and he gets them to play as unselfish as any team in the country. When you have the kind of talent playing that way, it makes it hard. It impresses me every year because it is one of the two hardest things to get your team to do ... to play extremely hard, as hard as they can possibly play, and extremely unselfish when most of today's players are in it for them, he gets his really talented guys to play for the name on the front of the jersey and not the name on the back of the jersey.

(On Kentucky's defense compared to Calipari's other teams?)

"All of his teams are great defensively. Every single one of them, and he just

gets that much better when you have a guy like Davis in the paint who can block shots like he does. So now, you can be a little bit more aggressive defensively, and that is what he is doing. It puts pressure on the other teams' guards and forwards to make plays but then you say okay, go make a play and you have Davis at the basket leading the country in blocked shots. Their defense is as good as it has always been, and it has just gotten that much better with Davis at the rim."

(How deflating is it when the ball doesn't go into the basket and how are you trying to revive your team?)

"We are just trying to stay positive and make sure the guys understand it is just one game at a time. We haven't shot the ball well but it is no surprise because we have played two of the better teams in the country on their home floor in Florida State and Vandy. They are two of the better defensive teams in the country as well. We didn't shoot the ball particularly well. We have to get back to playing with some confidence, and that is the biggest deal. We as a staff are staying positive and I know the guys are. Two, we get to play back on our home court where we have played well this year. We just have to find a way to play better on the road. When you don't make shots and it is easier said than done, you cannot let that affect what you do on the defensive end possession by possession. Right now, we are and that is what happens when you are a young team."

(What do you see that tells you the team's confidence is shaken?)

"Because we are not making shots. In our last two games, we have had as good of looks as we have had all year long. We are not sticking it in the rim. That can deflate you. It can't deflate you on the defensive end of the floor, and that is what is happening. We are going to continue to do what we do. We are going to get some good looks. We just have to have guys step up and knock them down."

LAST TIME OUT

Vanderbilt 65, Auburn 35 (Jan. 7, 2012, in Nashville, Tenn.)

John Jenkins scored 17 points, Jeffery Taylor 16 and Brad Tinsley 12 to lead Vanderbilt to a 65-35 victory over Auburn in the SEC opener for both teams in Memorial Gymnasium. The Commodores

2011-12 TIGER STAT LEADERS

Double-figure scoring games (42)

Chris Denson 9
Kenny Gabriel 9
Frankie Sullivan 8
Varez Ward 6
Rob Chubb 6
Josh Wallace 2
Josh Langford 1
Allen Payne 1
Opponents 41

20-point scoring games (8)

Rob Chubb 3
Frankie Sullivan 2
Kenny Gabriel 2
Varez Ward 1
Opponents 8

Double-figure rebounding games (4)

Kenny Gabriel 3
Rob Chubb 1
Opponents 6

Double-Doubles (1)

Kenny Gabriel 1
Opponents 5

Triple-Doubles (1)

Kenny Gabriel 1
Opponents 0

Games leading AU in scoring

Frankie Sullivan 4
Rob Chubb 4
Chris Denson 4
Varez Ward 2
Kenny Gabriel 2

Games leading AU in rebounding

Kenny Gabriel 10
Rob Chubb 2
Frankie Sullivan 2
Allen Payne 2
Josh Langford 1
Varez Ward 1

Charges Taken (15)

Frankie Sullivan 3
Varez Ward 3
Kenny Gabriel 3
Adrian Forbes 2
Josh Wallace 2
Rob Chubb 1
Allen Payne 1

Floor Burns (65)

Frankie Sullivan 16
Kenny Gabriel 10
Chris Denson 8
Varez Ward 7
Adrian Forbes 6
Josh Wallace 5
Allen Payne 3
Willy Kouassi 3
Josh Langford 3
Noel Johnson 1
Rob Chubb 2

Dunks (35)

Kenny Gabriel 16
Josh Langford 6
Willy Kouassi 3
Rob Chubb 3
Adrian Forbes 2
Chris Denson 2
Allen Payne 1
Varez Ward 1

made 13-of-29 from 3-point range. After Varez Ward made a 3-pointer, Vanderbilt scored 10 straight points in 1:43 to take an 11-3 lead in the opening four minutes. The Commodores made their first five 3-point attempts and only missed one field goal of their first nine as they closed out an 8-0 run racing to a 24-9 lead almost halfway through the first half. Auburn scored six straight points to close to within 30-17 with seven minutes left but that is as close as the Tigers would get the rest of the way. Holding a 38-19 halftime lead, Vanderbilt scored the first five points of the second half en route to an 11-2 run to take a 49-21 lead with 16:20 to play. Vanderbilt outshot Auburn 44.9 percent to 27.3 percent from the field and 13-of-29 (.448) to 3-of-13 (.231) from 3-point range. The Tigers were also 2-of-10 from the foul line and were outrebounded 42-34. Auburn lost its fifth-straight SEC opener and eighth of its last nine while losing its sixth-straight game to Vanderbilt. The 35 points scored were the fewest since a 79-35 loss at No. 3 Kentucky on Jan. 5, 1951.

**LAST TIME vs. KENTUCKY
#13 Kentucky 78, Auburn 54
(Jan. 11, 2011, in Lexington, Ky.)**

Terrence Jones scored a Kentucky freshman record 35 points to lead the #13 Wildcats to a 78-54 victory over Auburn before a sold out crowd of 23,065 at Rupp Arena. Kentucky jumped out to a 24-5 lead less than nine minutes into the game and coasted to the win. The Wildcats increased their first half lead to as much as 35-11 before reaching halftime with a 41-21 advantage. The margin never went below 17 points, and Kentucky enjoyed its largest lead at 78-52 with 1:51 to play. Freshman Allen Payne scored a team-high 15 points for Auburn while Kenny Gabriel added 13 points and 9 rebounds and Rob Chubb 10 points.

**LAST TIME vs. KENTUCKY in Auburn
#2 Kentucky 72, Auburn 67
(Jan. 16, 2010, in Auburn, Ala.)**

Down by 19 points with less than two minutes left in the first half, Auburn tied it at 60 and DeWayne Reed missed a game-tying 3-pointer with 12 seconds left to allow No. 2 Kentucky to hold on for a 72-67 victory over Auburn in Beard-Eaves-Memorial Coliseum. Reed scored a game-high 19 points and dished out six assists while Frankie Sullivan added 15 points on 3-of-5 3-point shooting in

only 22 minutes after being saddled with foul trouble. Lucas Hargrove added 10 for the Tigers before an overflow crowd of 11,669. Kentucky's John Wall sank a pair of free throws with nine seconds left to allow the Wildcats to win their 18th straight game to open the season. Reed sank back-to-back 3s as Auburn closed to within 39-26 at halftime. The Tigers, who outscored the Wildcats 40-21 to tie it at 60 on a Sullivan 3-pointer with 8:24 remaining, closed to within 46-41 on Hargrove's trey five minutes into the second half. It was a dogfight from that point on. Kentucky pushed its lead back to 50-41 a minute later, but Auburn kept chipping away and an Andre Malone steal led to a Reed layup to bring the Tigers to within 53-52 with 10:42 remaining. Darius Miller missed a 3-pointer on the Wildcats' next possession, and the Tigers had a chance to take their first lead of the game, but Reed walked the ball up the court and was whistled for a 10 second violation. Kentucky quickly answered with a DeAndre Liggins 3-pointer from the corner and a pair of Wall free throws to go back up by six. A Sullivan layup and Tay Waller's 3-pointer closed the Tigers back to within 58-57. After Sullivan's trey tied it at 60, Liggins' layup gave the Wildcats the lead for good but the margin was never more than six points the rest of the way. Hargrove's fall-a-way 10-footer closed Auburn to within 64-62 with 4:34 to play while a pair of Reed free throws brought Auburn to within 70-67 with 1:09 left. Eric Bledsoe missed a 3-pointer on Kentucky's next possession with 39 seconds remaining to give Auburn a shot to tie it. Brendon Knox's shot in the lane was blocked out of bounds by DeMarcus Cousins with 19 seconds to go to set up the in-bounds play that led to Reed's missed game-tying 3-pointer. Cousins led Kentucky with 16 points and 11 rebounds while Wall and Bledsoe had 13 points apiece and Patrick Patterson 12 points. Auburn forced National Player of the Year candidate Wall into seven turnovers, including six in the second half. Auburn shot 55.2 percent from the field in the second half to outscore Kentucky 41-33 even though the Wildcats shot 52.4 percent. For the game, Kentucky outshot Auburn 51.2 percent to 41.7 percent. Kentucky enjoyed a huge disparity at the free throw line, going 23-of-35, including 16-of-27 in the first half alone. Auburn was 8-of-14 for the game from the foul line.

PLAYER NOTES

FRANKIE SULLIVAN GRADUATES

Junior Frankie Sullivan graduated from Auburn University with a degree in Sociology on Dec. 12. He is the first Tiger to graduate in three and a half years since Marquis Daniels, now of the NBA's Boston Celtics, earned his degree in 2003.

NOEL JOHNSON ELIGIBLE

Junior Noel Johnson, a 6-foot-6, 200-pound, guard who transferred from Clemson, was eligible to play for the first time as an Auburn Tiger vs. South Florida on Dec. 14 but was injured. He has played since the Long Beach State game on Dec. 23 and made his first start vs. Bethune-Cookman on Jan. 2 and had six points and eight rebounds.

A consensus top 56 prospect coming out of Fayette County High School in Fayetteville, Ga., in 2009, Johnson was rated as the nation's No. 30 prospect by ESPNU, No. 40 by HoopsReport.com, No. 48 by PrepStars, No. 53 by Rivals.com, No. 54 by Hoop Scoop and No. 56 by Scout.com.

Johnson played in seven games last season for Clemson while starting one and averaged 2.9 points and 1.6 rebounds in 13.1 minutes. He played the most minutes in Clemson's freshman class last season playing in all 32 games, averaging 4.8 points in 14.8 minutes per game. He shot 36.7 percent (29-of-79) from 3-point range and 73 percent from the foul line.

Johnson averaged 9.0 points in Clemson's postseason games against NC State and Missouri in the NCAA Tournament First Round. In the ACC Tournament first round game vs. NC State, he scored an ACC-high 12 points on 4-of-5 shooting from 3-point range.

ROB CHUBB NETS CAREER-HI POINTS AGAIN

Rob Chubb scored a career-high 21 points for the third time this season against Georgia Southern on Dec. 30. He went 8-of-12 from the field after averaging 2.0 points in Auburn's previous two games vs. UTEP and Long Beach State.

The Peachtree City, Ga., native also had 21 points vs. Florida A&M and McNeese State this year.

FRANKIE SEASON-HIGH POINTS

Frankie Sullivan tied a season-high with 22 points vs. Long Beach State in the Diamond Head Classic semifinals. He tied a career-high with six made 3-pointers on nine attempts.

He is sixth in the SEC shooting 37.0 percent from 3-point range and is tied for seventh in the SEC with 2.0 three-pointers made per game.

FRANKIE IN TOP 10 MADE 3s

Auburn's Frankie Sullivan is 10th on Auburn's career top 10 list for 3-pointers made. He is 142-of-403 (.352) from behind the arc in his career. Here is the listing of made 3s:

1. Wesley Person (1990-94)261
2. Lance Weems (1992-96).....240
3. Ronnie Battle (1989-93).....236
4. Scott Pohlman (1997-2001)206
5. Tay Waller (2008-10)187
6. Daymeon Fishback (1996-2000).....185
7. DeWayne Reed (2006-10)184
8. Rasheem Barrett (2005-09)157
9. Doc Robinson (1996-2000).....146
10. Frankie Sullivan (2008-pres.).....142

LANGFORD NETS CAREER-HIGH

Sophomore Josh Langford scored a career-high tying 16 points vs. UTEP. He is averaging 6.8 points and 2.4 rebounds while shooting 56.8 percent from the field and 81.8 percent at the foul line.

SCHOOL BLOCKS RECORD

Auburn set a school record with 17 blocks vs. Nicholls State on Nov. 25. It fell one short of the SEC record of 18 set by Arkansas vs. Missouri in 1996. The 17 by Auburn ties Kentucky vs. Morehead State in 1998 for the second most in SEC history.

Rob Chubb and Willy Kouassi had career-highs of five blocks each while Kenny Gabriel had four blocks. Varez Ward, Frankie Sullivan and Chris Denson had one each.

The Tigers followed that up with 10 blocks against Arkansas-Pine Bluff and had 11 vs. Bethune-Cookman on Jan. 2.

Auburn is third in the SEC with 5.9 blocks per game.

The Tigers have 89 blocks already this year after having 100 last season.

BALANCED SCORING

Auburn has five players averaging from 11.9 to 9.2 points per game.

Kenny Gabriel has a team-best 11.9 ppg and 7.8 rpg followed by Frankie Sul-

livan at 11.5 ppg, Chris Denson at 10.7 ppg, Rob Chubb at 9.7 ppg and Varez Ward with 9.2 ppg.

TIGERS IN SEC RANKINGS

Several Auburn players rank near the top of the SEC individual stat rankings. Here is a listing of those:

- **Auburn**
Blocks (5.9)3rd
- **Varez Ward**
Assists (4.1)t-5th
Assist/Turnover Ratio (1.4)10th
- **Frankie Sullivan**
3-Point FGs Made (2.0)t-7th
3-Point FG Pct. (.370)6th
Scoring (11.5).....25th
- **Kenny Gabriel**
Blocks (2.7)2nd
Rebounds (7.8)t-5th
Field Goal Pct. (.496)8th
Defensive Rebounds (5.6)5th
Steals (1.5).....t-9th
Scoring (11.9).....22nd
- **Rob Chubb**
Blocks (1.2)t-12th
- **Chris Denson**
Free Throw Pct. (.714)12th

FRANKIE

Frankie Sullivan is averaging 11.5 points per game and ranks sixth in the SEC shooting 37.0 percent from 3-point range, is tied for seventh with 2.0 3-pointers made per game and 25th in scoring.

He had season-highs of 22 points vs. both Long Beach State and Kennesaw State while tying a career-high with six made 3-pointers in nine attempts vs. Long Beach. He went 5-of-9 from behind the arc vs. Kennesaw State.

Sullivan had 16 points and a career-high tying nine rebounds vs. Florida A&M.

VAREZ SHINES

Sophomore Varez Ward is averaging 9.2 points per game and is tied for fifth in the SEC with 4.1 assists and is 10th with a 1.4 assist/turnover ratio to go along with 3.5 rebounds.

He dished out a career-high 10 assists vs. Bethune-Cookman on Jan. 2.

The Montgomery, Ala., native had career-highs of 20 points and 8 rebounds to go along with 5 assists and 3 steals vs. Nicholls State, had 18 points vs. UTEP and had 17 points vs. North Florida.

ALL-AROUND KG

Kenny Gabriel is averaging 12.6 points,

is second in the SEC with 2.7 blocks, fifth in the league with 7.8 rebounds, eighth shooting 49.6 percent from the floor and is tied for ninth with 1.5 steals.

The Charlotte, N.C., native recorded the first triple-double in the 106-year history of Auburn basketball with all career-highs of 24 points, 13 rebounds and 10 blocks vs. Bethune-Cookman on Jan. 2.

He tied a career-high with 24 points, 19 in the second half, vs. UTEP on Christmas Day.

He had Auburn's first double-double of the season with 15 points and a career-high tying 13 rebounds vs. North Florida on Dec. 17. It was the fourth double-double of his career.

He then totaled 13 rebounds for the second straight game, eight points and a career-high seven blocks vs. Florida A&M on Dec. 19.

SEASON NOTES

BEST START IN 12 YEARS

Auburn's 8-1 start was the best in 12 years going back to the 1999-2000 season when the Tigers began the season 16-1 and were ranked as high as No. 2 in the nation.

FRANKIE

Junior Frankie Sullivan received a medical hardship waiver after only playing in six games last season and has two years of eligibility remaining. He averaged 8.2 points and 3.0 assists in 24.7 minutes in the final six non-conference games, starting the final four.

The Uniontown, Ala., native had left knee surgery on July 27, 2010 and missed Auburn's opening eight games and the final 17 games.

Sullivan averaged 12.7 points, 3.7 rebounds, 2.0 assists and 1.9 steals for Auburn as a sophomore in 2009-10 while starting all but one of the 31 games. He shot 43.1 percent from the field and 37.1 percent from 3-point range.

BIG OFFSEASON FOR CHUBB

Junior Rob Chubb, who averaged 7.6 points and 3.8 rebounds in 20.2 minutes per game in his first significant collegiate playing time last year as a sophomore, added 20 pounds to his 6-foot-10 frame during the offseason.

Chubb now weighs 242 pounds.

THEY HAD GAME

Auburn's coaching staff ranks second nationally among Div. I coaching staffs in points scored.

Auburn's coaching staff (Div. I players only) scored 4,373 points total in their collegiate careers. Tony Barbee scored 1,643 points at UMass, Milt Wagner finished fourth on Louisville's all-time scoring chart with 1,836 points and Tony Madlock had 894 points.

Here is a listing of the top five coaching staffs:

1. Tennessee 5,381
2. Auburn 4,373
3. Valparaiso 4,146
4. Kansas 3,834
5. Duke 3,805

The list includes only true "coaches" in title (no support staff members like directors of operations, video coordinators, etc). It only takes into account points scored while playing for Division I institutions.

AUBURN ARENA QUICK SKETCH

Entering its second season, the official groundbreaking of the new \$86 million Auburn basketball arena and practice facility was on Aug. 29, 2008.

The Auburn Arena, with a capacity of 9,121, includes over 29,000 square feet of student-athlete space, a two-court practice facility, coaches offices, the Auburn University Athletic Ticket Office, an AU Team Store, the relocated Lovelace Museum and two food courts along with many other amenities.

360 Architecture of Kansas City, Mo., worked with Davis Architects of Birmingham on the design of the arena. The firm of Robins & Morton of Birmingham served as construction manager. The 243,792 square foot facility features chair back seats along with bleacher seating for students. The building also provides improved facilities for the student-athletes, including men's and women's locker room suites with sports medicine facilities, lounges and team meeting rooms. Along with a strength and conditioning center, a two-court practice facility enables the team another practice areas.

The arena has 12 luxury suites on the arena level that not only open inside the facility, but also opens on the outside of the arena for multiple entertaining opportunities throughout the year. Loge box seating also is available as well as

on-site food preparation.

The seating configuration offers better sight lines and moves fans closer to the court. The furthest seat is just 43 feet in elevation from courtside, compared to 60 feet in elevation at Beard-Eaves, with two-thirds of the seats in Auburn Arena being less than 27 feet in elevation from courtside.

The scoreboard features a high-definition video board with full message/information center technology. For the student fan amenities, there is a private entrance, a private courtside commons and food court and courtside seating that permits standing with unobstructed views.

The new facility serves as more than a sports complex. With over 12,000 square feet of banquet/entertainment space, its design affords ready adaptation into a site for concerts, other cultural events, convocations and other community gatherings. On-campus student housing is adjacent to the new arena creating a unique "student village" experience.

2011 FALL SIGNEES

• Jordan Price, 6-5, 218, G Decatur, Ga. (Southwest DeKalb HS)

Jordan Price, ranked 71st nationally by Rivals.com, averaged 19 points, 6.5 rebounds and nearly four assists per game as a junior at Southwest DeKalb High under coach Dwayne McKinney. As a sophomore, he played at Chattanooga McCallie where he was named Tennessee's Mr. Basketball.

He attended the NBA Camp in Virginia for college prospects this past summer and was one of the outstanding scorers. He was named to the 2009 ESPN Rise underclassmen All-American team. He won middle school championships and tournament MVPs leading his eighth grade team to a 21-0 record.

Price chose Auburn over Memphis, Georgia, Georgia Tech, Ole Miss, Michigan and Miami (Fla.).

"Jordan Price is a talented combo guard at his size at 6-foot-5, 218 pounds," said Auburn head coach Tony Barbee. "He can play the one. He can play the two. He can really score. He can run a team. He has a lot of talent."

• Shaquille Johnson, 6-5, SF Alpharetta, Ga. (Milton HS)

Shaq Johnson, ranked 92nd nationally by ESPN.com, averaged 9.0 points and

7.0 rebounds as a junior at Milton High last year for coach David Boyd. The team had eight seniors last season, including four that signed Div. I scholarships.

Johnson won the Under Armour Dunk Contest at Venice Beach, Calif., this past August that was televised by ESPN. The dunk contest featured Derrick Williams, the No. 2 pick of the 2011 NBA Draft. Johnson won the event with a windmill dunk, a high-flying dunk that cleared a 6-foot-9 player and a circus dunk by going through his legs and jamming left-handed.

Johnson selected Auburn over Florida, Georgia, Georgia Tech, Clemson and Miami (Fla.).

"Shaq Johnson is a ridiculous athlete who is still growing in his understanding of the game but has a chance to be a fantastic player because he has really worked on his game to not only be a good athlete, but to be able to shoot the ball out on the perimeter," said Barbee. "He plays for a fantastic coach at Milton High. I am excited about Shaq."

• Jordon Granger, 6-9, 215, PF Florissant, Mo. (McClure North)

Jordon Granger (pronounced Jor - Don), led McClure North High to the Missouri Class 5 State Championship last year while averaging 14.8 points, 8.8 rebounds and 3.8 blocks as the Stars had a 29-5 record under coach Randy Reed. In one week last season, he had a pair of triple-doubles in three wins with 14 points, 14 rebounds and 14 blocks vs. Normandy and 21 points, 10 rebounds and 6 blocks vs. Roosevelt and 16 points, 16 rebounds and 10 blocks vs. Jackson.

Granger chose Auburn over Missouri, Arkansas, Illinois, Saint Louis U. and Detroit.

"Jordon Granger, out of St. Louis, is a 6-foot-9, 215-pound power forward who is the kind of power forward that I like that is not just locked to the block," said Barbee. "He is a guy who can play in the post and rebound the ball but can also stretch the floor with his ability to handle it and his ability to shoot the three. He is a fantastic addition to the program."

• Asauhn Dixon-Tatum, 7-0, 230, C Anderson, Ind. (Chattahoochee Tech)

Asauhn Dixon-Tatum (pronounced A - sahn) is attending Chattahoochee Tech in Marietta, Ga., this year while averaging 11 points, 13 rebounds and 6

blocks per game. He recorded his third triple-double of the season in the first 10 games vs. East Georgia College on Dec. 5. He averaged 4.6 points, 4.0 rebounds and a conference-leading 2.2 blocks per game as a redshirt freshman at Div. II Grand Valley State in Michigan last year. His 59 blocks were the fourth highest in school history, and he shot 57.1 percent from the field. He had a season-high 7 blocks in only 18 minutes vs. Lake Superior State, and scored in double-figures three times, including a season-best 11 points at Northern Michigan.

Dixon-Tatum chose Auburn over Memphis, Ole Miss, UAB and Evansville. He averaged 11 points, 13 rebounds and 6 blocks in Chattahoochee Tech's first three games on this season.

"Asaahn Dixon-Tatum, a junior college center, is unique in that he is not your typical junior college player," said Barbee. "He is a late bloomer who graduated high school at 6-foot-9, 190 pounds. Now after going to a Div. II school for two years, he is 7-foot, 230 pounds with a 7-foot-4 wingspan and a 36-inch vertical jump. He is extremely athletic for someone who is 7-foot. He has a unique ability to block shots and rebound the ball because of how high he plays above the rim, and he is a developing offensive talent."

AUBURN TRIPLE-DOUBLES?

Senior Kenny Gabriel recorded the first triple-double in the 106-year history of Auburn basketball and in the 2,322nd game with all career-highs of 24 points, 13 rebounds and 10 blocks vs. Bethune-Cookman on Jan. 2, 2011.

The Charlotte, N.C., native also had four steals and three assists while going 11-of-13 from the field and 2-of-3 from 3-point range.

AUBURN'S ALL-TIME RECORD

In the 106 seasons and 2,324 games of Auburn Basketball, the Tigers are 1239-1084-1 (.533).

OVERTIME RECORD

Auburn has a 45-47 (.489) record in overtime games in its history. The Tigers, who were 1-2 in overtime games last season, have not played extra time this year.

WHAT'S NEXT?

Auburn closes its short two-game homestand against Ole Miss on Satur-

day at 12:47 pm Central on the SEC Network. The Rebels (10-5, 0-1) have lost four of their last five games at LSU 81-55, at Dayton 62-50, vs. Middle Tennessee State 68-56 and at Southern Miss 86-82 with the win coming vs. SMU 50-48. Ole Miss plays host to Arkansas on Wednesday prior to playing Auburn. Terrance Henry averages a team-high 11.3 points followed by Jarvis Summers 10.0 ppg and Murphy Holloway's 9.9 ppg and team-high 9.6 rpg. Ole Miss shoots 41.9 percent from the field, 28.0 percent from 3-point range and 59.7 percent from the foul line.

AUBURN vs. KENTUCKY TV CLEAR-ANCE

- Birmingham, Tusc., Ann, AL . WTTO CW
- Dothan, AL GTVY MNT
- Huntsville, Decatur, Flor., AL WAMY MNT
- Mobile-Pensacola (Ft Walt), AL WJTC IND
- Montgomery (Selma), AL . WSFA NBC
- Gainesville, FL..... WRUF IND
- Orlando-Daytona-Melbrn, FLWRBW MNT
- Tampa-St.Pete-Sarasota, FL WTTA MNT
- Albany, GA WALB-D3 Bounce
- Atlanta, GA WPCH IND
- Augusta, GA WRDW-DT2 MNT
- Columbus, GA WXTX-DT2 FOX
- Rockford, IL WTVO-DT2 MNT
- Evansville, IN WTVW FOX
- Bowling Green, KY WBKO-DT3 CW
- Lexington, KY WYMT CBS
- Lexington, KY WKYT CBS
- Louisville, KY WAVE NBC
- Baton Rouge, LA WBXH MNT
- New Orleans, LA..... WUPL MNT
- Charlotte, NC..... WAXN IND
- Paducah-C.Girardeau, MO ..WPDS NBC
- Greensboro-HPt-WinSal, NC WCWG CW
- Norfolk-Portsmth-NewptN, NC WSKY IND
- New York, NY MSG RSN
- Cincinnati, OH WSTR MNT
- Charleston, SC WMMP MNT
- Columbia, SC WOLO-DT4MeTv
- Greenvll-Sprt-Ashevi, SCWSPA-DT2TTV
- Chattanooga, TN WDSI-D2 CW
- Knoxville, TN WVLT-DT2 CBS
- Nashville, TN WUXP MNT
- Charlottesville, VA WAHU-D2 FOX
- Charleston-Huntingt, WV WSAZ NBC



AUBURN TIGERS BIO SKETCHES



0 JOSH LANGFORD

PPG	RPG	FG%	3FG%	FT%
6.6	2.1	.590	.333	.750

- car-hi 16 pts, 3 reb in 21 min vs. UTEP
- 9 pts, 6 reb, 2 ast, 2 stl v. Georgia Southern
- 7 pts, 12 min v. UNF in 1st game this year
- 7 pts, 3 reb, 1 ast, 12 min v. Florida A&M
- Missed 1st 6 games of the season
- car-hi 16 pts (4-5 3s) v. Fla. State last year

Career-Highs

pts: 16 v. Florida St.(1-3-11)/UTEP(12-25-11)
reb: 6, 3 times
ast: 3 vs. LSU (1-8-11)

Season-Highs

pts: 16 vs. UTEP (12-25-11)
reb: 6 vs. Georgia Southern (12-30-11)
ast: 3 vs. Long Beach State (12-23-11)



1 VAREZ WARD

PPG	RPG	APG	FG%	3FG%	FT%
9.2	3.5	4.1	.362	.294	.574

- SEC: 5th w/4.1 apg & 10th 1.4 w/ast.to ratio
- car-highs 20 pts & 8 reb, 5 ast, 3 stl v. Nicholls
- 18 pts (10-12 fts), 6 ast, 3 reb v. UTEP
- 17 pts (2-5 3s) vs. North Florida
- career-high 10 assists vs. Bethune-Cookman
- had nearly a 2-year layoff
- medical redshirt in 2009-10 at Texas, 6.7 ppg, 3.0 rpg in 1st 3 games of 2009-10 season
- avd. 11.5 ppg in 2009 NCAA Tour. as a frosh

Career/Season-Highs

pts: 20 vs. Nicholls State (11-25-11)
reb: 10 vs. Bethune-Cookman (1-2-12)
ast: 7 vs. Arkansas-Pine Bluff (11-28-11)



2 ALLEN PAYNE

PPG	RPG	FG%	3FG%	FT%
3.6	3.4	.400	.286	.857

- 6.8 ppg 1st 4 gms; DNP-CD 5 of last 8 gms
- 11 pts, 5 reb vs. Nicholls State
- 8 pts, 5 reb v. McNeese St./3 pts, 7 reb at Vandy
- car-hi 8 reb, 3 pts vs. Kennesaw State
- SEC-hi 15 pts, 5 reb at #15 UK last year

Career-Highs

pts: 16 vs. Arkansas-Pine Bluff (12-5-10)
reb: 8 at So.Car.(1-29-11)/Kennesaw(11-14-11)
stl: 4 vs. Georgia Southern (12-29-10)

Season-Highs

pts: 11 vs. Nicholls State (11-25-11)
reb: 8 vs. Kennesaw State (11-14-11)
ast: 3 vs. Arkansas-Pine Bluff (11-28-11)



3 CHRIS DENSON

PPG	RPG	FG%	3FG%	FT%
10.7	2.1	.482	.385	.714

- 12.8 ppg last 4 games
- seas-hi 19 pts(10-12 fts), 5 ast v. Ga. Southern
- 17 pts (3-4 3s), 3 ast vs. Ark.-Pine Bluff
- 15 pts at Florida State
- 14 pts (8-11 fts) vs. North Florida
- 12 pts, 3 stl, 3 reb vs. USF in 1st start
- car-hi 21 pts in 22 min v. Ga. in SECT last yr

Career-Highs

pts: 21 vs. Georgia in SEC Tour. (3-10-11)
reb: 5 at Arkansas (1-25-11)
ast: 5 v. Kennesaw(11-14-11)/Ga.So.(12-30-11)

Season-Highs

pts: 19 vs. Georgia Southern (12-30-11)
reb: 3, 6 times
ast: 5 v. Kennesaw(11-14-11)/Ga.So.(12-30-11)



4 CEDRICK McAFEE

PPG	RPG	APG	FG%	FT%
0.0	0.3	0.0	.000	.000

- DNP-INJ 1st 7 games; 1 reb, 5 min v. FAMU
- played Long Beach & UTEP; DNP-INJ since

- 2-time 1st-team All-State Class AAA in Tenn.



11 JOSH WALLACE

PPG	APG	FG%	3FG%	FT%
3.1	1.7	.500	.333	.412

- 11 pts (4-5 fgs), 4 ast, 4 stl at Seton Hall
- 10 pts, 3 ast, 2 reb, 2 stl vs. Nicholls State
- car-hi 17 pts, 4 reb, 3 ast, 2 stl at SC last yr
- 4th in the SEC with 3.9 assists last year
- 2nd in SEC with 1.7 steals last year
- 3rd SEC w/1.8 ast/to ratio last year

Career-Highs

pts: 17 at South Carolina (1-29-11)
reb: 7 at LSU (3-5-11)
ast: 7 v. #18 Vandv(2-19-11)/Florida St.(1-3-11)

Season-Highs

pts: 11 at Seton Hall (12-2-11)
reb: 3 vs. South Florida (12-14-11)
ast: 4 at SetonHall(12-2-11)/Kennesaw(11-14-11)



15 TONY NEYSMITH

PPG	RPG	FG%	3FG%	FT%
0.0	1.0	.000	--	--

- 2 reb, 1 stl, 11 min vs. Long Beach State
- 8 pts (4-6 fas) v. Ga. SW.1st AU start last yr

Career-Highs

pts: 8 vs. Georgia Southwestern (11-30-10)
reb: 4 vs. Georgia Southern (12-29-10)
ast: 5 vs. Arkansas-Pine Bluff (12-5-10)



22 KENNY GABRIEL

PPG	RPG	BPG	FG%	3FG%	FT%
11.9	7.8	2.7	.496	.381	.657

- shooting 64.6% (31-48) fgs, 64.3% (9-14) 3 fgs last 5 games, avg. 14.4 ppg, 7.2 rpg, 3.2 bpg
- 1st trip-dble AU history: all car-highs 24 pts, 13 reb, 10 blk v. Beth.-Cook., 4 stls, 3 ast, 11-13 fgs
- car-hi 24 pts(3-4 3s), 19 2nd 1/2, 8rb, 4ast v. UTEP
- back-to-back car-hi 13 reb gms v. UNF/FAMU
- SEC: 2nd, 2.9 blks; 4th 8.2rpg; 4th .508 fgs; 9th 1.5 stl
- 15 pts, car-hi 13 reb v. UNF; 1st db-db this yr
- 16 pts, 8 reb, 5 blk vs. Ark.-Pine Bluff
- car-hi tying 13 reb, car-hi 7 blk, 8 pts v. FAMU
- 13 pts, 9 reb at Hawaii
- 11 pts, 6 reb at Seton Hall
- 4th most improved ppg in SEC last yr, +7.5
- 3 dble-dbles last yr at LSU at SC.NC-Ashe.

Career-Highs

pts: 24, three times
reb: 13, five times
blk: 7 vs. Florida A&M (12-19-11)

Season-Highs

pts: 24 v. UTEP(12-25-11)/Beth.Cook(1-2-12)
reb: 13, three times
blk: 10 vs. Bethune-Cookman (1-2-12)



23 FRANKIE SULLIVAN

PPG	RPG	APG	FG%	3FG%	FT%
11.5	4.6	2.5	.404	.370	.659

- 5.8 ppg (29 pts) & 9-35(.257) fgs last 5 gms
- SEC: 7th, 2.0 3fgs/gm; 6th 37.0% 3fgs
- 22 pts (5-9 3s), 5 rb, 2 ast, 2 stl v. Kennesaw St
- 22 pts (car-hi 6-9 3s), 6 reb, 3 stl v. Long Beach
- 17 pts (3-7 3s), 7 reb, 6 ast at Hawaii
- 16 pts(3-6 3s), car-hi 9 reb, 3 ast, 2 stl v. FAMU
- received medical hardship waiver last year
- Played in only last 6 non-conf. gms last year
- DNP 1st 8 gms season & all SEC gms last yr
- AU was 4-0 last year w/Frankie as a starter
- left knee surgery July 27, played 1st game of season at S.Fla. Dec. 15. 4 pts, 2 ast, 2 stl. 9 min

Career-Highs

pts: 27 vs. Florida in SEC Tour. (3-11-10)
reb: 9 at Florida St.(12-17-09)/FAMU(12-19-11)
stl: 6 at #14 Xavier(12-3-08)/Chas.So.(12-29-09)
ast: 6 vs. West Georgia (1-2-10)
3FGs: 6 v. NCSt.(11-22-09)/LongBeach(12-23-11)
FTs made straight: 27 to start 2009-10

Season-Highs

pts: 22 v. Long Beach(12-23-11)/Kennesaw(11-14-11)
reb: 9 vs. Florida A&M (12-19-11)
ast: 5 vs. North Florida (12-17-11)



32 NOEL JOHNSON

PPG	RPG	FG%	3FG%	FT%
1.3	2.8	.154	.000	.000

- 6 pts, 8 reb v. Bethune-Cookman in 1st start
- Eligible for USF game after transferring from Clemson mid-semester last year but DNP-INJ
- 2 pts, 5 reb, 16 min in 1st gm v. Long Beach
- 2.9 ppg, 1.6 rpg, 13.1 min/gm in 7 gms for Clemson last year, starting 1 game
- 4.8 ppg in 14.8 min/gm as a frosh at Clemson in 09-10 shooting 36.7% 3fgs
- 9.0 ppg in Clemson's postseason games v. NC State & Missouri in 2010 NCAA Tourney
- son of Lynbert "Cheese" Johnson, who played for Golden State Warriors and Wichita State

Career-Highs

pts: 13 vs. South Carolina State (12-29-09)
reb: 8 vs. Bethune-Cookman (1-2-12)
ast: 5 vs. Boston College (1-26-10)

3FGs made: 4 vs. Presbyterian (11-13-09)

Season-Highs

pts: 6 vs. Bethune-Cookman (1-2-12)
reb: 8 vs. Bethune-Cookman (1-2-12)
ast: 1, three times



41 ROB CHUBB

PPG	RPG	BPG	FG%	FT%
9.7	4.4	1.2	.459	.800

- 14 pts, game-winning dunk at Hawaii
- SEC: 12th with 1.2 blks
- car-hi 21 pts (8-12 fgs) v. Georgia Southern
- car-hi 21 pts(9-12 fg), 7rb, 3ast, 2stl v. McNeese
- car-hi tying 21 pts (9-10 fts) vs. FAMU
- car-hi 12 reb, 9 pts vs. North Florida
- 13 pts, 7 reb, 2 blk vs. Kennesaw State
- 12 pts (6-8 fgs), 6 reb at Seton Hall
- career-hi 5 blocks vs. Nicholls State

Career/Season-Highs

pts: 21, 3 times
reb: 12 vs. North Florida (12-17-11)
blk: 5 vs. Nicholls State (11-25-11)



45 ADRIAN FORBES

PPG	RPG	BPG	FG%	FT%
1.7	2.1	0.4	.667	.667

- 2.5 ppg, 2.5 rpg in last 2 games
- 5 pts, 2 reb, 13 min vs. North Florida
- 4 pts, 5 reb, 13 min vs. Florida A&M
- 4 pts, 3 reb, 16 min vs. South Florida
- 3 pts, 2 reb in 16 min at Florida State

Career-Highs

pts: 11 at Arkansas (1-25-11)
reb: 7 at Mississippi State (1-16-11)
blk: 2 v. Middle Tenn.(11-21-10)/2 v. Kennesaw(11-14-11)

Season-Highs

pts: 5 vs. North Florida (12-17-11)
reb: 5 vs. Florida A&M (12-19-11)
blk: 2 vs. Kennesaw State (11-14-11)



50 WILLY KOUASSI

PPG	RPG	BPG	FG%	FT%
2.0	2.9	0.9	.423	.571

- car-hi 7 pts, 4 reb, 3 blk vs. Ark.-Pine Bluff
- 5 pts (2-2 fgs), 1 blk v. Bethune-Cookman
- career-hi 5 blks, 7 reb vs. Nicholls State
- 4 pts, 4 reb in 16 min at Florida State
- ranked 66th nationally by Rivals.com last yr.

Career/Season-Highs

pts: 7 vs. Arkansas-Pine Bluff (11-28-11)
reb: 7 vs. Nicholls State (11-25-11)
blk: 5 vs. Nicholls State (11-25-11)

2011-12 Auburn Tigers Basketball
Auburn Combined Team Statistics (as of Jan 07, 2012)
All games

RECORD:	OVERALL	HOME	AWAY	NEUTRAL
ALL GAMES	10-5	9-0	1-3	0-2
CONFERENCE	0-1	0-0	0-1	0-0
NON-CONFERENCE	10-4	9-0	1-2	0-2

##	Player	gp-gs	min	avg	Total		3-Point		F-Throw		Rebounds				pf	dq	a	to	blk	stl	pts	avg
					fg-fga	fg%	3fg-fga	3fg%	ft-fa	ft%	off	def	tot	avg								
22	Gabriel, Kenny	15-15	432	28.8	70-141	.496	16-42	.381	23-35	.657	33	84	117	7.8	45	0	20	32	41	22	179	11.9
23	Sullivan, Frankie	15-14	453	30.2	57-141	.404	30-81	.370	29-44	.659	14	55	69	4.6	40	1	38	21	4	18	173	11.5
03	Denson, Chris	15-5	374	24.9	55-114	.482	10-26	.385	40-56	.714	11	20	31	2.1	21	0	21	21	2	10	160	10.7
41	Chubb, Rob	15-15	346	23.1	61-133	.459	0-1	.000	24-30	.800	22	44	66	4.4	48	2	17	29	18	6	146	9.7
01	Ward, Varez	15-14	444	29.6	42-116	.362	15-51	.294	39-68	.574	11	42	53	3.5	28	0	62	43	4	14	138	9.2
00	Langford, Josh	9-3	126	14.0	23-39	.590	4-12	.333	9-12	.750	7	12	19	2.1	19	0	8	9	0	4	59	6.6
02	Payne, Allen	9-6	155	17.2	12-30	.400	2-7	.286	6-7	.857	8	23	31	3.4	13	0	5	11	0	6	32	3.6
11	Wallace, Josh	15-1	231	15.4	19-38	.500	1-3	.333	7-17	.412	2	9	11	0.7	15	0	25	13	2	15	46	3.1
50	Kouassi, Willy	15-0	183	12.2	11-26	.423	0-0	.000	8-14	.571	15	29	44	2.9	25	0	1	11	13	3	30	2.0
45	Forbes, Adrian	13-0	132	10.2	8-12	.667	0-0	.000	6-9	.667	13	14	27	2.1	19	0	1	8	5	2	22	1.7
32	Johnson, Noel	6-2	77	12.8	4-26	.154	0-13	.000	0-1	.000	6	11	17	2.8	2	0	5	8	0	2	8	1.3
44	Spencer, Dylan	2-0	5	2.5	0-1	.000	0-1	.000	0-2	.000	0	1	1	0.5	3	0	0	2	0	0	0	0.0
24	Rice, T.J.	2-0	4	2.0	0-1	.000	0-0	.000	0-0	.000	0	1	1	0.5	0	0	0	0	0	1	0	0.0
04	McAfee, Cedrick	3-0	19	6.3	0-6	.000	0-3	.000	0-0	.000	1	0	1	0.3	2	0	0	1	0	0	0	0.0
15	Neysmith, Tony	2-0	19	9.5	0-3	.000	0-0	.000	0-0	.000	0	2	2	1.0	1	0	3	1	0	1	0	0.0
Team											21	14	35				1					
Total.....		15	3000		362-827	.438	78-240	.325	191-295	.647	164	361	525	35.0	281	3	206	211	89	104	993	66.2
Opponents.....		15	3000		333-813	.410	99-286	.346	204-301	.678	168	349	517	34.5	262	4	175	218	50	109	969	64.6

TEAM STATISTICS	AU	OPP	Date	Opponent	Score	Att.
SCORING	993	969	11/11/11	MCNEESE STATE	w 84-62	5225
Points per game	66.2	64.6	11/14/11	KENNESAW STATE	w 68-55	4760
Scoring margin	+1.6	-	11/25/11	NICHOLLS STATE	w 78-57	7182
FIELD GOALS-ATT	362-827	333-813	11/28/11	ARKANSAS-PINE BLUFF	w 72-59	4535
Field goal pct	.438	.410	^ 12/2/11	at Seton Hall	L 59-81	6591
3 POINT FG-ATT	78-240	99-286	12/14/11	SOUTH FLORIDA	w 52-40	4436
3-point FG pct	.325	.346	12/17/11	NORTH FLORIDA	w 84-71	5194
3-pt FG made per game	5.2	6.6	12/19/11	FLORIDA A&M	w 76-69	5297
FREE THROWS-ATT	191-295	204-301	# 12/22/11	at Hawai i	w 65-62	8147
Free throw pct	.647	.678	# 12/23/11	vs Long Beach State	L 43-64	6836
F-Throws made per game	12.7	13.6	# 12/25/11	vs UTEP	L 76-83	6270
REBOUNDS	525	517	12/30/11	GEORGIA SOUTHERN	w 78-75	6061
Rebounds per game	35.0	34.5	01/02/12	BETHUNE-COOKMAN	w 67-41	4207
Rebounding margin	+0.5	-	01/04/12	at Florida State	L 56-85	7967
ASSISTS	206	175	* 1/7/12	at Vanderbilt	L 35-65	13473
Assists per game	13.7	11.7				
TURNOVERS	211	218				
Turnovers per game	14.1	14.5				
Turnover margin	+0.5	-				
Assist/turnover ratio	1.0	0.8				
STEALS	104	109				
Steals per game	6.9	7.3				
BLOCKS	89	50				
Blocks per game	5.9	3.3				
ATTENDANCE	46897	49284				
Home games-Avg/Game	9-5211	4-9044				
Neutral site-Avg/Game	-	2-6553				

^ = Big East-SEC Challenge (Newark, NJ, Prudential Center)
= Hawaiian Airlines Diamond Head Classic (Honolulu, HI, Stan Sheriff Center)
* = Conference game

Score by Periods	1st	2nd	Totals
Auburn	474	519	993
Opponents	479	490	969

2011-12 Auburn Tigers Basketball
Auburn Season Schedule/Results & Leaders (as of Jan 07, 2012)
All games

RECORD:	OVERALL	HOME	AWAY	NEUTRAL
ALL GAMES	10-5	9-0	1-3	0-2
CONFERENCE	0-1	0-0	0-1	0-0
NON-CONFERENCE	10-4	9-0	1-2	0-2

Date	Opponent	Score	Att.	High Points	High Rebounds
11/11/11	MCNEESE STATE	w 84-62	5225	(21)Chubb, Rob	(7)Chubb, Rob (7)Gabriel, Kenny
11/14/11	KENNESAW STATE	w 68-55	4760	(22)Sullivan, Frankie	(8)Payne, Allen
11/25/11	NICHOLLS STATE	w 78-57	7182	(20)Ward, Varez	(8)Ward, Varez (8)Gabriel, Kenny
11/28/11	ARKANSAS-PINE BLUFF	w 72-59	4535	(17)Denson, Chris	(8)Gabriel, Kenny
12/2/11	^at Seton Hall	59-81 L	6591	(12)Chubb, Rob	(6)Sullivan, Frankie (6)Gabriel, Kenny (6)Chubb, Rob
12/14/11	SOUTH FLORIDA	w 52-40	4436	(12)Denson, Chris (12)Sullivan, Frankie	(8)Gabriel, Kenny
12/17/11	NORTH FLORIDA	w 84-71	5194	(17)Ward, Varez	(13)Gabriel, Kenny
12/19/11	FLORIDA A&M	w 76-69	5297	(21)Chubb, Rob	(13)Gabriel, Kenny
12/22/11	#at Hawai`i	w 65-62	8147	(17)Sullivan, Frankie	(9)Gabriel, Kenny
12/23/11	#vs Long Beach State	43-64 L	6836	(22)Sullivan, Frankie	(6)Sullivan, Frankie
12/25/11	#vs UTEP	76-83 L	6270	(24)Gabriel, Kenny	(8)Gabriel, Kenny
12/30/11	GEORGIA SOUTHERN	w 78-75	6061	(21)Chubb, Rob	(6)Langford, Josh
01/02/12	BETHUNE-COOKMAN	w 67-41	4207	(24)Gabriel, Kenny	(13)Gabriel, Kenny
01/04/12	at Florida State	56-85 L	7967	(15)Denson, Chris	(7)Gabriel, Kenny
1/7/12	*at Vanderbilt	35-65 L	13473	(7)Denson, Chris	(7)Payne, Allen

^ = Big East-SEC Challenge (Newark, NJ, Prudential Center)

= Hawaiian Airlines Diamond Head Classic (Honolulu, HI, Stan Sheriff Center)

* = Conference game

Attendance Summary	Games	Attend	Avg/Game
Home	9	46897	5211
Away	4	36178	9044
Neutral	2	13106	6553
Total	15	96181	6412

2011-12 Auburn Tigers Basketball
Auburn Combined Team Statistics (as of Jan 07, 2012)
Conference games

RECORD:	OVERALL	HOME	AWAY	NEUTRAL
ALL GAMES	0-1	0-0	0-1	0-0
CONFERENCE	0-1	0-0	0-1	0-0
NON-CONFERENCE	0-0	0-0	0-0	0-0

##	Player	gp-gs	min	avg	Total		3-Point		F-Throw		Rebounds				pf	dq	a	to	blk	stl	pts	avg
					fg-fga	fg%	3fg-fga	3fg%	ft-fta	ft%	off	def	tot	avg								
03	Denson, Chris	1-1	28	28.0	3-10	.300	1-2	.500	0-1	.000	1	2	3	3.0	0	0	1	0	0	1	7	7.0
01	Ward, Varez	1-1	30	30.0	2-7	.286	1-4	.250	1-4	.250	0	1	1	1.0	1	0	2	2	0	0	6	6.0
00	Langford, Josh	1-0	7	7.0	2-2	1.000	1-1	1.000	0-1	.000	0	0	0	0.0	1	0	0	0	0	0	5	5.0
11	Wallace, Josh	1-0	19	19.0	2-4	.500	0-0	.000	0-1	.000	0	0	0	0.0	2	0	0	3	2	1	4	4.0
02	Payne, Allen	1-0	15	15.0	1-4	.250	0-0	.000	1-2	.500	2	5	7	7.0	1	0	0	1	0	1	3	3.0
45	Forbes, Adrian	1-0	13	13.0	1-2	.500	0-0	.000	0-1	.000	2	1	3	3.0	2	0	0	0	1	0	2	2.0
41	Chubb, Rob	1-1	25	25.0	1-10	.100	0-0	.000	0-0	.000	3	3	6	6.0	4	0	2	1	1	1	2	2.0
50	Kouassi, Willy	1-0	12	12.0	1-3	.333	0-0	.000	0-0	.000	2	2	4	4.0	1	0	0	2	0	0	2	2.0
22	Gabriel, Kenny	1-1	24	24.0	1-7	.143	0-2	.000	0-0	.000	0	3	3	3.0	2	0	0	1	1	0	2	2.0
23	Sullivan, Frankie	1-1	20	20.0	1-4	.250	0-2	.000	0-0	.000	1	2	3	3.0	2	0	1	1	0	0	2	2.0
32	Johnson, Noel	1-0	7	7.0	0-2	.000	0-2	.000	0-0	.000	0	0	0	0.0	0	0	0	1	0	0	0	0.0
Team											2	2	4				1					
Total.....		1	200		15-55	.273	3-13	.231	2-10	.200	13	21	34	34.0	16	0	6	13	5	4	35	35.0
Opponents.....		1	200		22-49	.449	13-29	.448	8-16	.500	10	32	42	42.0	14	0	12	11	6	8	65	65.0

TEAM STATISTICS	AU	OPP	Date	Opponent	Score	Att.
SCORING	35	65	* 1/7/12	at Vanderbilt	L 35-65	13473
Points per game	35.0	65.0	^ = Big East-SEC Challenge (Newark, NJ, Prudential Center)			
Scoring margin	-30.0	-	# = Hawaiian Airlines Diamond Head Classic (Honolulu, HI, Stan Sheriff Center)			
FIELD GOALS-ATT	15-55	22-49	* = Conference game			
Field goal pct	.273	.449				
3 POINT FG-ATT	3-13	13-29				
3-point FG pct	.231	.448				
3-pt FG made per game	3.0	13.0				
FREE THROWS-ATT	2-10	8-16				
Free throw pct	.200	.500				
F-Throws made per game	2.0	8.0				
REBOUNDS	34	42				
Rebounds per game	34.0	42.0				
Rebounding margin	-8.0	-				
ASSISTS	6	12				
Assists per game	6.0	12.0				
TURNOVERS	13	11				
Turnovers per game	13.0	11.0				
Turnover margin	-2.0	-				
Assist/turnover ratio	0.5	1.1				
STEALS	4	8				
Steals per game	4.0	8.0				
BLOCKS	5	6				
Blocks per game	5.0	6.0				
ATTENDANCE	0	13473				
Home games-Avg/Game	0-0	1-13473				
Neutral site-Avg/Game	-	0-0				

Score by Periods	1st	2nd	Totals
Auburn	19	16	35
Opponents	38	27	65

2011-12 Auburn Tigers Basketball
Auburn Extended Season Box Score (as of Jan 07, 2012)
All games

RECORD:	OVERALL	HOME	AWAY	NEUTRAL
ALL GAMES	10-5	9-0	1-3	0-2
CONFERENCE	0-1	0-0	0-1	0-0
NON-CONFERENCE	10-4	9-0	1-2	0-2

##	Player	gp-gs	min	avg	Total		3-Point		F-Throw		Rebounds				pf	dq	a	a/g	to	to/g	a/to	blk	blk/g	stl	stl/g	pts	avg
					fg-fga	fg%	3fg-fga	3fg%	ft-fa	ft%	off	def	tot	avg													
22	Gabriel, Kenny	15-15	432	28.8	70-141	.496	16-42	.381	23-35	.657	33	84	117	7.8	45	0	20	1.33	32	2.13	0.63	41	2.73	22	1.47	179	11.9
23	Sullivan, Frankie	15-14	453	30.2	57-141	.404	30-81	.370	29-44	.659	14	55	69	4.6	40	1	38	2.53	21	1.40	1.81	4	0.27	18	1.20	173	11.5
03	Denson, Chris	15-5	374	24.9	55-114	.482	10-26	.385	40-56	.714	11	20	31	2.1	21	0	21	1.40	21	1.40	1.00	2	0.13	10	0.67	160	10.7
41	Chubb, Rob	15-15	346	23.1	61-133	.459	0-1	.000	24-30	.800	22	44	66	4.4	48	2	17	1.13	29	1.93	0.59	18	1.20	6	0.40	146	9.7
01	Ward, Varez	15-14	444	29.6	42-116	.362	15-51	.294	39-68	.574	11	42	53	3.5	28	0	62	4.13	43	2.87	1.44	4	0.27	14	0.93	138	9.2
00	Langford, Josh	9-3	126	14.0	23-39	.590	4-12	.333	9-12	.750	7	12	19	2.1	19	0	8	0.89	9	1.00	0.89	0	0.00	4	0.44	59	6.6
02	Payne, Allen	9-6	155	17.2	12-30	.400	2-7	.286	6-7	.857	8	23	31	3.4	13	0	5	0.56	11	1.22	0.45	0	0.00	6	0.67	32	3.6
11	Wallace, Josh	15-1	231	15.4	19-38	.500	1-3	.333	7-17	.412	2	9	11	0.7	15	0	25	1.67	13	0.87	1.92	2	0.13	15	1.00	46	3.1
50	Kouassi, Willy	15-0	183	12.2	11-26	.423	0-0	.000	8-14	.571	15	29	44	2.9	25	0	1	0.07	11	0.73	0.09	13	0.87	3	0.20	30	2.0
45	Forbes, Adrian	13-0	132	10.2	8-12	.667	0-0	.000	6-9	.667	13	14	27	2.1	19	0	1	0.08	8	0.62	0.13	5	0.38	2	0.15	22	1.7
32	Johnson, Noel	6-2	77	12.8	4-26	.154	0-13	.000	0-1	.000	6	11	17	2.8	2	0	5	0.83	8	1.33	0.63	0	0.00	2	0.33	8	1.3
44	Spencer, Dylan	2-0	5	2.5	0-1	.000	0-1	.000	0-2	.000	0	1	1	0.5	3	0	0	0.00	2	1.00	0.00	0	0.00	0	0.00	0	0.0
24	Rice, T.J.	2-0	4	2.0	0-1	.000	0-0	.000	0-0	.000	0	1	1	0.5	0	0	0	0.00	0	0.00	0.00	0	0.00	1	0.50	0	0.0
04	McAfee, Cedrick	3-0	19	6.3	0-6	.000	0-3	.000	0-0	.000	1	0	1	0.3	2	0	0	0.00	1	0.33	0.00	0	0.00	0	0.00	0	0.0
15	Neysmith, Tony	2-0	19	9.5	0-3	.000	0-0	.000	0-0	.000	0	2	2	1.0	1	0	3	1.50	1	0.50	3.00	0	0.00	1	0.50	0	0.0
Total.....		15	3000		362-827	.438	78-240	.325	191-295	.647	164	361	525	35.0	281	3	206	13.73	211	14.07	0.98	89	5.93	104	6.93	993	66.2
Opponents.....		15	3000		333-813	.410	99-286	.346	204-301	.678	168	349	517	34.5	262	4	175	11.67	218	14.53	0.80	50	3.33	109	7.27	969	64.6

Score by Periods	1st	2nd	Totals
Auburn	474	519	993
Opponents	479	490	969

2011-12 Auburn Tigers Basketball
Auburn Points-Rebounds-Assists (as of Jan 07, 2012)
All games

Opponent	Date	Score		00	01	02	03	04	11	15
				LANGFORD,J	WARD,VAREZ	PAYNE,ALLE	DENSON,CHR	MCAFFEE,CED	WALLACE,JO	NEYSMITH,T
MCNEESE STATE	11/11/11	84-62	w	DNP	14-4-5	8-5-1	10-2-2	DNP	6-0-1	DNP
KENNESAW STATE	11/14/11	68-55	w	DNP	9-3-6	3-8-1	8-3-5	DNP	2-1-4	DNP
NICHOLLS STATE	11/25/11	78-57	w	DNP	20-8-5	11-5-0	10-3-2	DNP	10-2-3	DNP
ARKANSAS-PINE BLUFF	11/28/11	72-59	w	DNP	5-4-7	5-5-3	17-1-3	DNP	4-2-1	DNP
at Seton Hall	12/2/11	59-81	L	DNP	9-2-3	0-0-0	8-2-0	DNP	11-0-4	DNP
SOUTH FLORIDA	12/14/11	52-40	w	DNP	11-6-2	0-0-0	12-3-0	DNP	0-3-3	DNP
NORTH FLORIDA	12/17/11	84-71	w	7-1-0	17-2-2	DNP	14-2-0	DNP	4-1-0	DNP
FLORIDA A&M	12/19/11	76-69	w	7-3-1	4-7-4	DNP	12-1-0	0-1-0	2-0-1	DNP
at Hawai'i	12/22/11	65-62	w	6-2-2	6-1-3	DNP	9-1-0	DNP	0-1-0	DNP
vs Long Beach State	12/23/11	43-64	L	2-2-3	4-1-1	DNP	0-0-0	0-0-0	0-0-0	0-2-0
vs UTEP	12/25/11	76-83	L	16-3-0	18-3-6	DNP	9-3-0	0-0-0	0-0-2	DNP
GEORGIA SOUTHERN	12/30/11	78-75	w	9-6-2	13-5-4	0-1-0	19-2-5	DNP	0-0-1	0-0-3
BETHUNE-COOKMAN	01/02/12	67-41	w	5-1-0	0-4-10	DNP	10-2-1	DNP	0-0-2	DNP
at Florida State	01/04/12	56-85	L	2-1-0	2-2-2	2-0-0	15-3-2	DNP	3-1-3	DNP
at Vanderbilt	1/7/12	35-65	L	5-0-0	6-1-2	3-7-0	7-3-1	DNP	4-0-0	DNP

Opponent	Date	Score		22	23	24	32	41	44	45
				GABRIEL,KE	SULLIVAN,F	RICE,TJ	JOHNSON,NO	CHUBB,ROB	SPENCER,DY	FORBES,ADR
MCNEESE STATE	11/11/11	84-62	w	13-7-1	8-5-3	0-0-0	DNP	21-7-3	0-1-0	2-3-0
KENNESAW STATE	11/14/11	68-55	w	9-7-0	22-5-2	DNP	DNP	13-7-1	DNP	0-3-0
NICHOLLS STATE	11/25/11	78-57	w	8-8-2	13-6-3	DNP	DNP	5-1-2	DNP	DNP
ARKANSAS-PINE BLUFF	11/28/11	72-59	w	16-8-0	14-3-2	DNP	DNP	4-1-0	DNP	DNP
at Seton Hall	12/2/11	59-81	L	11-6-0	7-6-3	DNP	DNP	12-6-0	DNP	0-0-0
SOUTH FLORIDA	12/14/11	52-40	w	7-8-1	12-4-1	DNP	DNP	6-6-4	DNP	4-3-0
NORTH FLORIDA	12/17/11	84-71	w	15-13-3	13-2-5	DNP	DNP	9-12-2	DNP	5-2-0
FLORIDA A&M	12/19/11	76-69	w	8-13-4	16-9-3	DNP	DNP	21-4-1	DNP	4-5-0
at Hawai'i	12/22/11	65-62	w	13-9-2	17-7-6	DNP	DNP	14-2-0	DNP	0-2-1
vs Long Beach State	12/23/11	43-64	L	7-2-0	22-6-0	DNP	2-5-1	4-1-1	DNP	2-3-0
vs UTEP	12/25/11	76-83	L	24-8-4	7-2-1	DNP	0-3-1	0-3-0	DNP	0-0-0
GEORGIA SOUTHERN	12/30/11	78-75	w	12-5-0	2-4-3	DNP	0-0-1	21-3-1	DNP	0-0-0
BETHUNE-COOKMAN	01/02/12	67-41	w	24-13-3	9-5-3	0-1-0	6-8-1	8-5-0	0-0-0	0-1-0
at Florida State	01/04/12	56-85	L	10-7-0	9-2-2	DNP	0-1-1	6-2-0	DNP	3-2-0
at Vanderbilt	1/7/12	35-65	L	2-3-0	2-3-1	DNP	0-0-0	2-6-2	DNP	2-3-0

2011-12 Auburn Tigers Basketball
Auburn Points-Rebounds-Assists (as of Jan 07, 2012)
All games

50

Opponent	Date	Score		KOUASSI,WI
MCNEESE STATE	11/11/11	84-62	w	2-5-0
KENNESAW STATE	11/14/11	68-55	w	2-3-0
NICHOLLS STATE	11/25/11	78-57	w	1-7-0
ARKANSAS-PINE BLUFF	11/28/11	72-59	w	7-4-0
at Seton Hall	12/2/11	59-81	L	1-3-1
SOUTH FLORIDA	12/14/11	52-40	w	0-1-0
NORTH FLORIDA	12/17/11	84-71	w	0-2-0
FLORIDA A&M	12/19/11	76-69	w	2-2-0
at Hawai i	12/22/11	65-62	w	0-3-0
vs Long Beach State	12/23/11	43-64	L	0-2-0
vs UTEP	12/25/11	76-83	L	2-1-0
GEORGIA SOUTHERN	12/30/11	78-75	w	2-2-0
BETHUNE-COOKMAN	01/02/12	67-41	w	5-1-0
at Florida State	01/04/12	56-85	L	4-4-0
at Vanderbilt	1/7/12	35-65	L	2-4-0

2011-12 Auburn Tigers Basketball
Auburn Combined Team Statistics (as of Jan 02, 2012)
Games won

RECORD:	OVERALL	HOME	AWAY	NEUTRAL
ALL GAMES	10-0	9-0	1-0	0-0
CONFERENCE	0-0	0-0	0-0	0-0
NON-CONFERENCE	10-0	9-0	1-0	0-0

##	Player	gp-gs	min	avg	Total		3-Point		F-Throw		Rebounds				pf	dq	a	to	blk	stl	pts	avg
					fg-fga	fg%	3fg-fga	3fg%	ft-fa	ft%	off	def	tot	avg								
23	Sullivan, Frankie	10-9	306	30.6	40-85	.471	22-52	.423	24-37	.649	11	39	50	5.0	27	0	31	15	4	15	126	12.6
22	Gabriel, Kenny	10-10	285	28.5	49-93	.527	9-23	.391	18-28	.643	26	65	91	9.1	31	0	16	21	33	16	125	12.5
41	Chubb, Rob	10-10	234	23.4	50-96	.521	0-1	.000	22-28	.786	16	32	48	4.8	29	0	14	22	14	3	122	12.2
03	Denson, Chris	10-4	273	27.3	40-78	.513	6-19	.316	35-49	.714	6	14	20	2.0	12	0	18	16	2	9	121	12.1
01	Ward, Varez	10-9	303	30.3	32-82	.390	12-38	.316	23-40	.575	8	36	44	4.4	21	0	48	28	2	10	99	9.9
00	Langford, Josh	5-1	67	13.4	14-22	.636	2-6	.333	4-4	1.000	4	9	13	2.6	13	0	5	7	0	3	34	6.8
02	Payne, Allen	6-5	123	20.5	10-25	.400	2-7	.286	5-5	1.000	6	18	24	4.0	11	0	5	8	0	5	27	4.5
32	Johnson, Noel	2-1	27	13.5	3-10	.300	0-4	.000	0-1	.000	3	5	8	4.0	0	0	2	2	0	1	6	3.0
11	Wallace, Josh	10-1	158	15.8	12-25	.480	1-3	.333	3-10	.300	2	8	10	1.0	9	0	16	8	0	8	28	2.8
50	Kouassi, Willy	10-0	123	12.3	8-18	.444	0-0	.000	5-10	.500	10	20	30	3.0	16	0	0	7	11	3	21	2.1
45	Forbes, Adrian	8-0	79	9.9	5-7	.714	0-0	.000	5-6	.833	8	11	19	2.4	12	0	1	6	2	2	15	1.9
15	Neysmith, Tony	1-0	8	8.0	0-0	.000	0-0	.000	0-0	.000	0	0	0	0.0	1	0	3	1	0	0	0	0.0
04	McAfee, Cedrick	1-0	5	5.0	0-2	.000	0-1	.000	0-0	.000	1	0	1	1.0	0	0	0	0	0	0	0	0.0
44	Spencer, Dylan	2-0	5	2.5	0-1	.000	0-1	.000	0-2	.000	0	1	1	0.5	3	0	0	2	0	0	0	0.0
24	Rice, T.J.	2-0	4	2.0	0-1	.000	0-0	.000	0-0	.000	0	1	1	0.5	0	0	0	0	0	1	0	0.0
Team											9	8	17									
Total.....		10	2000		263-545	.483	54-155	.348	144-220	.655	110	267	377	37.7	185	0	159	143	68	76	724	72.4
Opponents.....		10	2000		208-554	.375	57-185	.308	118-186	.634	114	208	322	32.2	184	3	108	152	23	70	591	59.1

TEAM STATISTICS	AU	OPP	Date	Opponent	Score	Att.
SCORING	724	591	11/11/11	MCNEESE STATE	w 84-62	5225
Points per game	72.4	59.1	11/14/11	KENNESAW STATE	w 68-55	4760
Scoring margin	+13.3	-	11/25/11	NICHOLLS STATE	w 78-57	7182
FIELD GOALS-ATT	263-545	208-554	11/28/11	ARKANSAS-PINE BLUFF	w 72-59	4535
Field goal pct	.483	.375	12/14/11	SOUTH FLORIDA	w 52-40	4436
3 POINT FG-ATT	54-155	57-185	12/17/11	NORTH FLORIDA	w 84-71	5194
3-point FG pct	.348	.308	12/19/11	FLORIDA A&M	w 76-69	5297
3-pt FG made per game	5.4	5.7	# 12/22/11	at Hawai'i	w 65-62	8147
FREE THROWS-ATT	144-220	118-186	12/30/11	GEORGIA SOUTHERN	w 78-75	6061
Free throw pct	.655	.634	01/02/12	BETHUNE-COOKMAN	w 67-41	4207
F-Throws made per game	14.4	11.8				
REBOUNDS	377	322				
Rebounds per game	37.7	32.2				
Rebounding margin	+5.5	-				
ASSISTS	159	108				
Assists per game	15.9	10.8				
TURNOVERS	143	152				
Turnovers per game	14.3	15.2				
Turnover margin	+0.9	-				
Assist/turnover ratio	1.1	0.7				
STEALS	76	70				
Steals per game	7.6	7.0				
BLOCKS	68	23				
Blocks per game	6.8	2.3				
ATTENDANCE	46897	8147				
Home games-Avg/Game	9-5211	1-8147				
Neutral site-Avg/Game	-	0-0				

^ = Big East-SEC Challenge (Newark, NJ, Prudential Center)
= Hawaiian Airlines Diamond Head Classic (Honolulu, HI, Stan Sheriff Center)
* = Conference game

Score by Periods	1st	2nd	Totals
Auburn	355	369	724
Opponents	284	307	591

2011-12 Auburn Tigers Basketball
Auburn Combined Team Statistics (as of Jan 07, 2012)
Games lost

RECORD:	OVERALL	HOME	AWAY	NEUTRAL
ALL GAMES	0-5	0-0	0-3	0-2
CONFERENCE	0-1	0-0	0-1	0-0
NON-CONFERENCE	0-4	0-0	0-2	0-2

##	Player	gp-gs	min	avg	Total		3-Point		F-Throw		Rebounds				pf	dq	a	to	blk	stl	pts	avg
					fg-fga	fg%	3fg-fga	3fg%	ft-fta	ft%	off	def	tot	avg								
22	Gabriel, Kenny	5-5	147	29.4	21-48	.438	7-19	.368	5-7	.714	7	19	26	5.2	14	0	4	11	8	6	54	10.8
23	Sullivan, Frankie	5-5	147	29.4	17-56	.304	8-29	.276	5-7	.714	3	16	19	3.8	13	1	7	6	0	3	47	9.4
01	Ward, Varez	5-5	141	28.2	10-34	.294	3-13	.231	16-28	.571	3	6	9	1.8	7	0	14	15	2	4	39	7.8
03	Denson, Chris	5-1	101	20.2	15-36	.417	4-7	.571	5-7	.714	5	6	11	2.2	9	0	3	5	0	1	39	7.8
00	Langford, Josh	4-2	59	14.8	9-17	.529	2-6	.333	5-8	.625	3	3	6	1.5	6	0	3	2	0	1	25	6.3
41	Chubb, Rob	5-5	112	22.4	11-37	.297	0-0	.000	2-2	1.000	6	12	18	3.6	19	2	3	7	4	3	24	4.8
11	Wallace, Josh	5-0	73	14.6	7-13	.538	0-0	.000	4-7	.571	0	1	1	0.2	6	0	9	5	2	7	18	3.6
50	Kouassi, Willy	5-0	60	12.0	3-8	.375	0-0	.000	3-4	.750	5	9	14	2.8	9	0	1	4	2	0	9	1.8
02	Payne, Allen	3-1	32	10.7	2-5	.400	0-0	.000	1-2	.500	2	5	7	2.3	2	0	0	3	0	1	5	1.7
45	Forbes, Adrian	5-0	53	10.6	3-5	.600	0-0	.000	1-3	.333	5	3	8	1.6	7	0	0	2	3	0	7	1.4
32	Johnson, Noel	4-1	50	12.5	1-16	.063	0-9	.000	0-0	.000	3	6	9	2.3	2	0	3	6	0	1	2	0.5
04	McAfee, Cedrick	2-0	14	7.0	0-4	.000	0-2	.000	0-0	.000	0	0	0	0.0	2	0	0	1	0	0	0	0.0
15	Neysmith, Tony	1-0	11	11.0	0-3	.000	0-0	.000	0-0	.000	0	2	2	2.0	0	0	0	0	0	1	0	0.0
Team											12	6	18				1					
Total.....		5	1000		99-282	.351	24-85	.282	47-75	.627	54	94	148	29.6	96	3	47	68	21	28	269	53.8
Opponents.....		5	1000		125-259	.483	42-101	.416	86-115	.748	54	141	195	39.0	78	1	67	66	27	39	378	75.6

TEAM STATISTICS	AU	OPP	Date	Opponent	Score	Att.
SCORING	269	378	^	12/2/11	at Seton Hall	L 59-81 6591
Points per game	53.8	75.6	#	12/23/11	vs Long Beach State	L 43-64 6836
Scoring margin	-21.8	-	#	12/25/11	vs UTEP	L 76-83 6270
FIELD GOALS-ATT	99-282	125-259		01/04/12	at Florida State	L 56-85 7967
Field goal pct	.351	.483	*	1/7/12	at Vanderbilt	L 35-65 13473
3 POINT FG-ATT	24-85	42-101	^ = Big East-SEC Challenge (Newark, NJ, Prudential Center)			
3-point FG pct	.282	.416	# = Hawaiian Airlines Diamond Head Classic (Honolulu, HI, Stan Sheriff Center)			
3-pt FG made per game	4.8	8.4	* = Conference game			
FREE THROWS-ATT	47-75	86-115				
Free throw pct	.627	.748				
F-Throws made per game	9.4	17.2				
REBOUNDS	148	195				
Rebounds per game	29.6	39.0				
Rebounding margin	-9.4	-				
ASSISTS	47	67				
Assists per game	9.4	13.4				
TURNOVERS	68	66				
Turnovers per game	13.6	13.2				
Turnover margin	-0.4	-				
Assist/turnover ratio	0.7	1.0				
STEALS	28	39				
Steals per game	5.6	7.8				
BLOCKS	21	27				
Blocks per game	4.2	5.4				
ATTENDANCE	0	41137				
Home games-Avg/Game	0-0	3-9344				
Neutral site-Avg/Game	-	2-6553				

Score by Periods	1st	2nd	Totals
Auburn	119	150	269
Opponents	195	183	378

2011-12 Auburn Tigers Basketball
Auburn Individual Game-by-Game (as of Jan 07, 2012)
All games

#00 Langford, Josh

Opponent	Date	gs	min	Total		3-Pointers		Free throws		Rebounds				pf	a	t/o	blk	stl	pts	avg
				fg-fga	pct	3fg-fga	pct	ft-fa	pct	off	def	tot	avg							
NORTH FLORIDA	12/17/11		12	3-3	1.000	0-0	.000	1-1	1.000	0	1	1	1.0	4	0	1	0	0	7	7.0
FLORIDA A&M	12/19/11		12	2-3	.667	0-1	.000	3-3	1.000	2	1	3	2.0	4	1	1	0	0	7	7.0
at Hawai i	12/22/11		14	3-5	.600	0-0	.000	0-0	.000	2	0	2	2.0	1	2	2	0	1	6	6.7
vs Long Beach State	12/23/11	*	23	1-2	.500	0-1	.000	0-0	.000	1	1	2	2.0	0	3	0	0	1	2	5.5
vs UTEP	12/25/11	*	21	6-10	.600	1-3	.333	3-5	.600	1	2	3	2.2	3	0	2	0	0	16	7.6
GEORGIA SOUTHERN	12/30/11	*	17	4-6	.667	1-2	.500	0-0	.000	0	6	6	2.8	2	2	3	0	2	9	7.8
BETHUNE-COOKMAN	01/02/12		12	2-5	.400	1-3	.333	0-0	.000	0	1	1	2.6	2	0	0	0	0	5	7.4
at Florida State	01/04/12		8	0-3	.000	0-1	.000	2-2	1.000	1	0	1	2.4	2	0	0	0	0	2	6.8
at Vanderbilt	1/7/12		7	2-2	1.000	1-1	1.000	0-1	.000	0	0	0	2.1	1	0	0	0	0	5	6.6
Totals			3	23-39	.590	4-12	.333	9-12	.750	7	12	19	2.1	19	8	9	0	4	59	6.6

Games played: 9
Minutes/game: 14.0
Points/game: 6.6
FG Pct: 59.0
3FG Pct: 33.3
FT Pct: 75.0

Rebounds/game: 2.1
Assists/game: 0.9
Turnovers/game: 1.0
Assist/turnover ratio: 0.9
Steals/game: 0.4

#01 Ward, Varez

Opponent	Date	gs	min	Total		3-Pointers		Free throws		Rebounds				pf	a	t/o	blk	stl	pts	avg	
				fg-fga	pct	3fg-fga	pct	ft-fa	pct	off	def	tot	avg								
MCNEESE STATE	11/11/11	*	25	5-11	.455	3-6	.500	1-4	.250	1	3	4	4.0	3	5	1	0	0	14	14.0	
KENNESAW STATE	11/14/11	*	33	4-7	.571	1-1	1.000	0-2	.000	0	3	3	3.5	3	6	3	0	1	9	11.5	
NICHOLLS STATE	11/25/11	*	33	7-14	.500	2-6	.333	4-4	1.000	2	6	8	5.0	1	5	1	1	3	20	14.3	
ARKANSAS-PINE BLUFF	11/28/11	*	30	1-4	.250	1-3	.333	2-4	.500	0	4	4	4.8	3	7	2	0	1	5	12.0	
at Seton Hall	12/2/11	*	26	2-4	.500	2-4	.500	3-7	.429	1	1	2	4.2	2	3	3	2	1	9	11.4	
SOUTH FLORIDA	12/14/11		32	2-10	.200	1-6	.167	6-7	.857	1	5	6	4.5	1	2	3	0	0	11	11.3	
NORTH FLORIDA	12/17/11	*	34	4-9	.444	2-5	.400	7-10	.700	0	2	2	4.1	1	2	2	1	2	17	12.1	
FLORIDA A&M	12/19/11	*	27	1-7	.143	0-2	.000	2-6	.333	2	5	7	4.5	4	4	6	0	1	4	11.1	
at Hawai i	12/22/11	*	34	2-5	.400	1-3	.333	1-2	.500	0	1	1	4.1	1	3	4	0	0	6	10.6	
vs Long Beach State	12/23/11	*	29	1-7	.143	0-2	.000	2-2	1.000	0	1	1	3.8	0	1	5	0	2	4	9.9	
vs UTEP	12/25/11	*	32	4-8	.500	0-3	.000	10-12	.833	2	1	3	3.7	2	6	3	0	0	18	10.6	
GEORGIA SOUTHERN	12/30/11	*	33	6-10	.600	1-4	.250	0-1	.000	1	4	5	3.8	3	4	4	0	0	13	10.8	
BETHUNE-COOKMAN	01/02/12	*	22	0-5	.000	0-2	.000	0-0	.000	1	3	4	3.8	1	10	2	0	2	0	10.0	
at Florida State	01/04/12	*	24	1-8	.125	0-0	.000	0-3	.000	0	2	2	3.7	2	2	2	0	1	2	9.4	
at Vanderbilt	1/7/12	*	30	2-7	.286	1-4	.250	1-4	.250	0	1	1	3.5	1	2	2	0	0	6	9.2	
Totals			14	444	42-116	.362	15-51	.294	39-68	574	11	42	53	3.5	28	62	43	4	14	138	9.2

Games played: 15
Minutes/game: 29.6
Points/game: 9.2
FG Pct: 36.2
3FG Pct: 29.4
FT Pct: 57.4

Rebounds/game: 3.5
Assists/game: 4.1
Turnovers/game: 2.9
Assist/turnover ratio: 1.4
Steals/game: 0.9
Blocks/game: 0.3

2011-12 Auburn Tigers Basketball
Auburn Individual Game-by-Game (as of Jan 07, 2012)
All games

#02 Payne, Allen

Opponent	Date	gs	min	Total		3-Pointers		Free throws		Rebounds				pf	a	t/o	blk	stl	pts	avg	
				fg-fga	pct	3fg-fga	pct	ft-fta	pct	off	def	tot	avg								
MCNEESE STATE	11/11/11	*	30	2-6	.333	0-2	.000	4-4	1.000	0	5	5	5.0	3	1	1	0	1	8	8.0	
KENNESAW STATE	11/14/11	*	30	1-7	.143	1-2	.500	0-0	.000	2	6	8	6.5	2	1	1	0	1	3	5.5	
NICHOLLS STATE	11/25/11	*	24	5-10	.500	1-3	.333	0-0	.000	2	3	5	6.0	3	0	3	0	1	11	7.3	
ARKANSAS-PINE BLUFF	11/28/11	*	26	2-2	1.000	0-0	.000	1-1	1.000	2	3	5	5.8	1	3	1	0	1	5	6.8	
at Seton Hall	12/2/11	*	15	0-0	.000	0-0	.000	0-0	.000	0	0	0	4.6	1	0	2	0	0	0	5.4	
SOUTH FLORIDA	12/14/11	*	9	0-0	.000	0-0	.000	0-0	.000	0	0	0	3.8	1	0	1	0	1	0	4.5	
GEORGIA SOUTHERN	12/30/11		4	0-0	.000	0-0	.000	0-0	.000	0	1	1	3.4	1	0	1	0	0	0	3.9	
at Florida State	01/04/12		2	1-1	1.000	0-0	.000	0-0	.000	0	0	0	3.0	0	0	0	0	0	2	3.6	
at Vanderbilt	1/7/12		15	1-4	.250	0-0	.000	1-2	.500	2	5	7	3.4	1	0	1	0	1	3	3.6	
Totals			6	155	12-30	.400	2-7	.286	6-7	.857	8	23	31	3.4	13	5	11	0	6	32	3.6

Games played: 9
Minutes/game: 17.2
Points/game: 3.6
FG Pct: 40.0
3FG Pct: 28.6
FT Pct: 85.7

Rebounds/game: 3.4
Assists/game: 0.6
Turnovers/game: 1.2
Assist/turnover ratio: 0.5
Steals/game: 0.7

#03 Denson, Chris

Opponent	Date	gs	min	Total		3-Pointers		Free throws		Rebounds				pf	a	t/o	blk	stl	pts	avg
				fg-fga	pct	3fg-fga	pct	ft-fta	pct	off	def	tot	avg							
MCNEESE STATE	11/11/11		26	4-8	.500	0-0	.000	2-6	.333	1	1	2	2.0	1	2	1	0	2	10	10.0
KENNESAW STATE	11/14/11		25	3-6	.500	1-2	.500	1-3	.333	2	1	3	2.5	2	5	3	0	0	8	9.0
NICHOLLS STATE	11/25/11		23	4-9	.444	0-1	.000	2-2	1.000	2	1	3	2.7	2	2	1	1	0	10	9.3
ARKANSAS-PINE BLUFF	11/28/11		23	6-10	.600	3-4	.750	2-2	1.000	0	1	1	2.3	2	3	2	0	0	17	11.3
at Seton Hall	12/2/11		21	4-7	.571	0-0	.000	0-0	.000	1	1	2	2.2	2	0	2	0	0	8	10.6
SOUTH FLORIDA	12/14/11	*	34	5-9	.556	0-2	.000	2-3	.667	0	3	3	2.3	0	0	0	1	3	12	10.8
NORTH FLORIDA	12/17/11	*	32	3-5	.600	0-0	.000	8-11	.727	0	2	2	2.3	2	0	4	0	2	14	11.3
FLORIDA A&M	12/19/11	*	31	3-8	.375	0-2	.000	6-7	.857	0	1	1	2.1	1	0	2	0	1	12	11.4
at Hawai i	12/22/11	*	32	3-7	.429	1-5	.200	2-2	1.000	1	0	1	2.0	1	0	2	0	0	9	11.1
vs Long Beach State	12/23/11		5	0-1	.000	0-0	.000	0-0	.000	0	0	0	1.8	1	0	1	0	0	0	10.0
vs UTEP	12/25/11		19	2-4	.500	2-3	.667	3-4	.750	2	1	3	1.9	4	0	0	0	0	9	9.9
GEORGIA SOUTHERN	12/30/11		27	4-6	.667	1-2	.500	10-12	.833	0	2	2	1.9	1	5	1	0	0	19	10.7
BETHUNE-COOKMAN	01/02/12		20	5-10	.500	0-1	.000	0-1	.000	0	2	2	1.9	0	1	0	0	1	10	10.6
at Florida State	01/04/12		28	6-14	.429	1-2	.500	2-2	1.000	1	2	3	2.0	2	2	2	0	0	15	10.9
at Vanderbilt	1/7/12	*	28	3-10	.300	1-2	.500	0-1	.000	1	2	3	2.1	0	1	0	0	1	7	10.7
Totals			5	374	55-114	.482	10-26	.385	40-56	.714	11	20	31	2.1	21	21	2	10	160	10.7

Games played: 15
Minutes/game: 24.9
Points/game: 10.7
FG Pct: 48.2
3FG Pct: 38.5
FT Pct: 71.4

Rebounds/game: 2.1
Assists/game: 1.4
Turnovers/game: 1.4
Assist/turnover ratio: 1.0
Steals/game: 0.7
Blocks/game: 0.1

2011-12 Auburn Tigers Basketball
Auburn Individual Game-by-Game (as of Jan 07, 2012)
All games

#04 McAfee, Cedrick

Opponent	Date	gs	min	Total		3-Pointers		Free throws		Rebounds				pf	a	t/o	blk	stl	pts	avg
				fg-fga	pct	3fg-fga	pct	ft-fta	pct	off	def	tot	avg							
FLORIDA A&M	12/19/11		5	0-2	.000	0-1	.000	0-0	.000	1	0	1	1.0	0	0	0	0	0	0	0.0
vs Long Beach State	12/23/11		12	0-3	.000	0-1	.000	0-0	.000	0	0	0	0.5	1	0	1	0	0	0	0.0
vs UTEP	12/25/11		2	0-1	.000	0-1	.000	0-0	.000	0	0	0	0.3	1	0	0	0	0	0	0.0
Totals		0	19	0-6	.000	0-3	.000	0-0	.000	1	0	1	0.3	2	0	1	0	0	0	0.0

Games played: 3
 Minutes/game: 6.3
 FG Pct: 0.0
 3FG Pct: 0.0

Rebounds/game: 0.3
 Turnovers/game: 0.3

#11 Wallace, Josh

Opponent	Date	gs	min	Total		3-Pointers		Free throws		Rebounds				pf	a	t/o	blk	stl	pts	avg
				fg-fga	pct	3fg-fga	pct	ft-fta	pct	off	def	tot	avg							
MCNEESE STATE	11/11/11		18	3-5	.600	0-0	.000	0-0	.000	0	0	0	0.0	1	1	2	0	0	6	6.0
KENNESAW STATE	11/14/11		20	0-0	.000	0-0	.000	2-4	.500	0	1	1	0.5	0	4	0	0	0	2	4.0
NICHOLLS STATE	11/25/11		23	4-7	.571	1-1	1.000	1-1	1.000	0	2	2	1.0	1	3	1	0	2	10	6.0
ARKANSAS-PINE BLUFF	11/28/11		19	2-5	.400	0-1	.000	0-3	.000	1	1	2	1.3	0	1	0	0	2	4	5.5
at Seton Hall	12/2/11		27	4-5	.800	0-0	.000	3-4	.750	0	0	0	1.0	3	4	2	0	4	11	6.6
SOUTH FLORIDA	12/14/11	*	18	0-1	.000	0-0	.000	0-0	.000	0	3	3	1.3	3	3	2	0	0	0	5.5
NORTH FLORIDA	12/17/11		14	2-5	.400	0-0	.000	0-1	.000	1	0	1	1.3	1	0	1	0	3	4	5.3
FLORIDA A&M	12/19/11		13	1-2	.500	0-1	.000	0-1	.000	0	0	0	1.1	0	1	1	0	0	2	4.9
at Hawai'i	12/22/11		8	0-0	.000	0-0	.000	0-0	.000	0	1	1	1.1	0	0	1	0	1	0	4.3
vs Long Beach State	12/23/11		3	0-0	.000	0-0	.000	0-0	.000	0	0	0	1.0	0	0	0	0	0	0	3.9
vs UTEP	12/25/11		8	0-0	.000	0-0	.000	0-0	.000	0	0	0	0.9	1	2	0	0	1	0	3.5
GEORGIA SOUTHERN	12/30/11		7	0-0	.000	0-0	.000	0-0	.000	0	0	0	0.8	1	1	0	0	0	0	3.3
BETHUNE-COOKMAN	01/02/12		18	0-0	.000	0-0	.000	0-0	.000	0	0	0	0.8	2	2	0	0	0	0	3.0
at Florida State	01/04/12		16	1-4	.250	0-0	.000	1-2	.500	0	1	1	0.8	0	3	0	0	1	3	3.0
at Vanderbilt	1/7/12		19	2-4	.500	0-0	.000	0-1	.000	0	0	0	0.7	2	0	3	2	1	4	3.1
Totals		1	231	19-38	.500	1-3	.333	7-17	.412	2	9	11	0.7	15	25	13	2	15	46	3.1

Games played: 15
 Minutes/game: 15.4
 Points/game: 3.1
 FG Pct: 50.0
 3FG Pct: 33.3
 FT Pct: 41.2

Rebounds/game: 0.7
 Assists/game: 1.7
 Turnovers/game: 0.9
 Assist/turnover ratio: 1.9
 Steals/game: 1.0
 Blocks/game: 0.1

2011-12 Auburn Tigers Basketball
Auburn Individual Game-by-Game (as of Jan 07, 2012)
All games

#15 Neysmith, Tony

Opponent	Date	gs	min	Total		3-Pointers		Free throws		Rebounds				pf	a	t/o	blk	stl	pts	avg
				fg-fga	pct	3fg-fga	pct	ft-fta	pct	off	def	tot	avg							
vs Long Beach State	12/23/11		11	0-3	.000	0-0	.000	0-0	.000	0	2	2	2.0	0	0	0	0	1	0	0.0
GEORGIA SOUTHERN	12/30/11		8	0-0	.000	0-0	.000	0-0	.000	0	0	0	1.0	1	3	1	0	0	0	0.0
Totals		0	19	0-3	.000	0-0	.000	0-0	.000	0	2	2	1.0	1	3	1	0	1	0	0.0

Games played: 2
Minutes/game: 9.5
FG Pct: 0.0

Rebounds/game: 1.0
Assists/game: 1.5
Turnovers/game: 0.5
Assist/turnover ratio: 3.0
Steals/game: 0.5

#22 Gabriel, Kenny

Opponent	Date	gs	min	Total		3-Pointers		Free throws		Rebounds				pf	a	t/o	blk	stl	pts	avg
				fg-fga	pct	3fg-fga	pct	ft-fta	pct	off	def	tot	avg							
MCNEESE STATE	11/11/11	*	21	6-6	1.000	1-1	1.000	0-0	.000	2	5	7	7.0	4	1	1	1	0	13	13.0
KENNESAW STATE	11/14/11	*	18	4-7	.571	0-1	.000	1-2	.500	4	3	7	7.0	4	0	2	1	2	9	11.0
NICHOLLS STATE	11/25/11	*	27	2-7	.286	0-2	.000	4-5	.800	2	6	8	7.3	2	2	0	4	3	8	10.0
ARKANSAS-PINE BLUFF	11/28/11	*	30	6-15	.400	2-4	.500	2-3	.667	1	7	8	7.5	2	0	5	5	1	16	11.5
at Seton Hall	12/2/11	*	34	4-10	.400	1-5	.200	2-4	.500	0	6	6	7.2	3	0	2	2	1	11	11.4
SOUTH FLORIDA	12/14/11	*	25	2-7	.286	1-2	.500	2-2	1.000	1	7	8	7.3	4	1	1	2	3	7	10.7
NORTH FLORIDA	12/17/11	*	30	5-8	.625	0-1	.000	5-11	.455	6	7	13	8.1	4	3	3	2	2	15	11.3
FLORIDA A&M	12/19/11	*	33	3-11	.273	0-3	.000	2-2	1.000	6	7	13	8.8	4	4	7	7	0	8	10.9
at Hawai'i	12/22/11	*	35	5-11	.455	1-3	.333	2-3	.667	1	8	9	8.8	4	2	0	1	0	13	11.1
vs Long Beach State	12/23/11	*	22	2-11	.182	1-6	.167	2-2	1.000	0	2	2	8.1	4	0	0	0	1	7	10.7
vs UTEP	12/25/11	*	37	10-14	.714	3-4	.750	1-1	1.000	2	6	8	8.1	3	4	4	2	2	24	11.9
GEORGIA SOUTHERN	12/30/11	*	34	5-8	.625	2-3	.667	0-0	.000	1	4	5	7.8	2	0	1	0	1	12	11.9
BETHUNE-COOKMAN	01/02/12	*	32	11-13	.846	2-3	.667	0-0	.000	2	11	13	8.2	1	3	1	10	4	24	12.8
at Florida State	01/04/12	*	30	4-6	.667	2-2	1.000	0-0	.000	5	2	7	8.1	2	0	4	3	2	10	12.6
at Vanderbilt	1/7/12	*	24	1-7	.143	0-2	.000	0-0	.000	0	3	3	7.8	2	0	1	1	0	2	11.9
Totals		15	432	70-141	.496	16-42	.381	23-35	.657	33	84	117	7.8	45	20	32	41	22	179	11.9

Games played: 15
Minutes/game: 28.8
Points/game: 11.9
FG Pct: 49.6
3FG Pct: 38.1
FT Pct: 65.7

Rebounds/game: 7.8
Assists/game: 1.3
Turnovers/game: 2.1
Assist/turnover ratio: 0.6
Steals/game: 1.5
Blocks/game: 2.7

2011-12 Auburn Tigers Basketball
Auburn Individual Game-by-Game (as of Jan 07, 2012)
All games

#23 Sullivan, Frankie

Opponent	Date	gs	min	Total		3-Pointers		Free throws		Rebounds				pf	a	t/o	blk	stl	pts	avg	
				fg-fga	pct	3fg-fga	pct	ft-fta	pct	off	def	tot	avg								
MCNEESE STATE	11/11/11	*	29	3-12	.250	2-8	.250	0-0	.000	1	4	5	5.0	2	3	1	0	3	8	8.0	
KENNESAW STATE	11/14/11	*	33	6-11	.545	5-9	.556	5-7	.714	1	4	5	5.0	1	2	3	0	2	22	15.0	
NICHOLLS STATE	11/25/11	*	30	5-12	.417	2-9	.222	1-2	.500	0	6	6	5.3	3	3	0	1	3	13	14.3	
ARKANSAS-PINE BLUFF	11/28/11	*	32	4-5	.800	3-3	1.000	3-5	.600	1	2	3	4.8	3	2	2	0	1	14	14.3	
at Seton Hall	12/2/11	*	36	3-15	.200	0-7	.000	1-2	.500	1	5	6	5.0	2	3	1	0	0	7	12.8	
SOUTH FLORIDA	12/14/11		27	4-8	.500	1-4	.250	3-4	.750	3	1	4	4.8	2	1	0	0	0	12	12.7	
NORTH FLORIDA	12/17/11	*	37	4-6	.667	2-4	.500	3-3	1.000	1	1	2	4.4	4	5	1	1	0	13	12.7	
FLORIDA A&M	12/19/11	*	35	5-9	.556	3-6	.500	3-5	.600	1	8	9	5.0	3	3	1	1	2	16	13.1	
at Hawai'i	12/22/11	*	34	6-12	.500	3-7	.429	2-4	.500	0	7	7	5.2	3	6	2	1	2	17	13.6	
vs Long Beach State	12/23/11	*	34	8-16	.500	6-9	.667	0-0	.000	1	5	6	5.3	1	0	1	0	3	22	14.4	
vs UTEP	12/25/11	*	31	2-5	.400	1-4	.250	2-2	1.000	0	2	2	5.0	5	1	2	0	0	7	13.7	
GEORGIA SOUTHERN	12/30/11	*	24	0-6	.000	0-1	.000	2-4	.500	3	1	4	4.9	4	3	1	0	0	2	12.8	
BETHUNE-COOKMAN	01/02/12	*	25	3-4	.750	1-1	1.000	2-3	.667	0	5	5	4.9	2	3	4	0	2	9	12.5	
at Florida State	01/04/12	*	26	3-16	.188	1-7	.143	2-3	.667	0	2	2	4.7	3	2	1	0	0	9	12.2	
at Vanderbilt	1/7/12	*	20	1-4	.250	0-2	.000	0-0	.000	1	2	3	4.6	2	1	1	0	0	2	11.5	
Totals			14	453	57-141	.404	30-81	.370	29-44	.659	14	55	69	4.6	40	38	21	4	18	173	11.5

Games played: 15
Minutes/game: 30.2
Points/game: 11.5
FG Pct: 40.4
3FG Pct: 37.0
FT Pct: 65.9

Rebounds/game: 4.6
Assists/game: 2.5
Turnovers/game: 1.4
Assist/turnover ratio: 1.8
Steals/game: 1.2
Blocks/game: 0.3

#24 Rice, T.J.

Opponent	Date	gs	min	Total		3-Pointers		Free throws		Rebounds				pf	a	t/o	blk	stl	pts	avg
				fg-fga	pct	3fg-fga	pct	ft-fta	pct	off	def	tot	avg							
MCNEESE STATE	11/11/11		2	0-0	.000	0-0	.000	0-0	.000	0	0	0	0.0	0	0	0	0	0	0	0.0
BETHUNE-COOKMAN	01/02/12		2	0-1	.000	0-0	.000	0-0	.000	0	1	1	0.5	0	0	0	0	1	0	0.0
Totals			0	4	0-1	.000	0-0	.000	0-0	.000	0	1	1	0.5	0	0	0	1	0	0.0

Games played: 2
Minutes/game: 2.0
FG Pct: 0.0

Rebounds/game: 0.5
Steals/game: 0.5

2011-12 Auburn Tigers Basketball
Auburn Individual Game-by-Game (as of Jan 07, 2012)
All games

#32 Johnson, Noel

Opponent	Date	gs	min	Total		3-Pointers		Free throws		Rebounds				pf	a	t/o	blk	stl	pts	avg	
				fg-fga	pct	3fg-fga	pct	ft-fa	pct	off	def	tot	avg								
vs Long Beach State	12/23/11		16	1-4	.250	0-2	.000	0-0	.000	1	4	5	5.0	1	1	1	0	1	2	2.0	
vs UTEP	12/25/11		10	0-6	.000	0-3	.000	0-0	.000	1	2	3	4.0	1	1	1	0	0	0	1.0	
GEORGIA SOUTHERN	12/30/11		4	0-1	.000	0-1	.000	0-0	.000	0	0	0	2.7	0	1	0	0	0	0	0.7	
BETHUNE-COOKMAN	01/02/12	*	23	3-9	.333	0-3	.000	0-1	.000	3	5	8	4.0	0	1	2	0	1	6	2.0	
at Florida State	01/04/12	*	17	0-4	.000	0-2	.000	0-0	.000	1	0	1	3.4	0	1	3	0	0	0	1.6	
at Vanderbilt	1/7/12		7	0-2	.000	0-2	.000	0-0	.000	0	0	0	2.8	0	0	1	0	0	0	1.3	
Totals			2	77	4-26	.154	0-13	.000	0-1	.000	6	11	17	2.8	2	5	8	0	2	8	1.3

Games played: 6
Minutes/game: 12.8
Points/game: 1.3
FG Pct: 15.4
3FG Pct: 0.0
FT Pct: 0.0

Rebounds/game: 2.8
Assists/game: 0.8
Turnovers/game: 1.3
Assist/turnover ratio: 0.6
Steals/game: 0.3

#41 Chubb, Rob

Opponent	Date	gs	min	Total		3-Pointers		Free throws		Rebounds				pf	a	t/o	blk	stl	pts	avg	
				fg-fga	pct	3fg-fga	pct	ft-fa	pct	off	def	tot	avg								
MCNEESE STATE	11/11/11	*	24	9-12	.750	0-0	.000	3-3	1.000	4	3	7	7.0	2	3	2	0	2	21	21.0	
KENNESAW STATE	11/14/11	*	24	5-12	.417	0-0	.000	3-6	.500	2	5	7	7.0	3	1	2	2	0	13	17.0	
NICHOLLS STATE	11/25/11	*	21	2-6	.333	0-0	.000	1-1	1.000	1	0	1	5.0	3	2	2	5	0	5	13.0	
ARKANSAS-PINE BLUFF	11/28/11	*	17	2-5	.400	0-0	.000	0-0	.000	0	1	1	4.0	3	0	4	2	0	4	10.8	
at Seton Hall	12/2/11	*	28	6-8	.750	0-0	.000	0-0	.000	1	5	6	4.4	3	0	2	1	0	12	11.0	
SOUTH FLORIDA	12/14/11	*	24	3-5	.600	0-0	.000	0-0	.000	1	5	6	4.7	3	4	5	0	0	6	10.2	
NORTH FLORIDA	12/17/11	*	23	4-12	.333	0-0	.000	1-2	.500	3	9	12	5.7	4	2	2	2	0	9	10.0	
FLORIDA A&M	12/19/11	*	25	6-11	.545	0-0	.000	9-10	.900	0	4	4	5.5	4	1	2	1	0	21	11.4	
at Hawai i	12/22/11	*	23	7-13	.538	0-1	.000	0-0	.000	2	0	2	5.1	4	0	1	0	1	14	11.7	
vs Long Beach State	12/23/11	*	14	1-8	.125	0-0	.000	2-2	1.000	0	1	1	4.7	5	1	2	1	0	4	10.9	
vs UTEP	12/25/11	*	28	0-6	.000	0-0	.000	0-0	.000	1	2	3	4.5	2	0	2	0	2	0	9.9	
GEORGIA SOUTHERN	12/30/11	*	31	8-12	.667	0-0	.000	5-6	.833	2	1	3	4.4	1	1	0	2	0	21	10.8	
BETHUNE-COOKMAN	01/02/12	*	22	4-8	.500	0-0	.000	0-0	.000	1	4	5	4.5	2	0	2	0	0	8	10.6	
at Florida State	01/04/12	*	17	3-5	.600	0-0	.000	0-0	.000	1	1	2	4.3	5	0	0	1	0	6	10.3	
at Vanderbilt	1/7/12	*	25	1-10	.100	0-0	.000	0-0	.000	3	3	6	4.4	4	2	1	1	1	2	9.7	
Totals			15	346	61-133	.459	0-1	.000	24-30	.800	22	44	66	4.4	48	17	29	18	6	146	9.7

Games played: 15
Minutes/game: 23.1
Points/game: 9.7
FG Pct: 45.9
3FG Pct: 0.0
FT Pct: 80.0

Rebounds/game: 4.4
Assists/game: 1.1
Turnovers/game: 1.9
Assist/turnover ratio: 0.6
Steals/game: 0.4
Blocks/game: 1.2

2011-12 Auburn Tigers Basketball
Auburn Individual Game-by-Game (as of Jan 07, 2012)
All games

#44 Spencer, Dylan

Opponent	Date	gs	min	Total		3-Pointers		Free throws		Rebounds				pf	a	t/o	blk	stl	pts	avg
				fg-fga	pct	3fg-fga	pct	ft-fta	pct	off	def	tot	avg							
MCNEESE STATE	11/11/11		3	0-1	.000	0-1	.000	0-2	.000	0	1	1	1.0	2	0	1	0	0	0	0.0
BETHUNE-COOKMAN	01/02/12		2	0-0	.000	0-0	.000	0-0	.000	0	0	0	0.5	1	0	1	0	0	0	0.0
Totals		0	5	0-1	.000	0-1	.000	0-2	.000	0	1	1	0.5	3	0	2	0	0	0	0.0

Games played: 2
Minutes/game: 2.5
FG Pct: 0.0
3FG Pct: 0.0
FT Pct: 0.0

Rebounds/game: 0.5
Turnovers/game: 1.0

#45 Forbes, Adrian

Opponent	Date	gs	min	Total		3-Pointers		Free throws		Rebounds				pf	a	t/o	blk	stl	pts	avg
				fg-fga	pct	3fg-fga	pct	ft-fta	pct	off	def	tot	avg							
MCNEESE STATE	11/11/11		12	1-1	1.000	0-0	.000	0-0	.000	1	2	3	3.0	3	0	2	0	1	2	2.0
KENNESAW STATE	11/14/11		8	0-0	.000	0-0	.000	0-0	.000	1	2	3	3.0	1	0	2	2	0	0	1.0
at Seton Hall	12/2/11		1	0-0	.000	0-0	.000	0-0	.000	0	0	0	2.0	0	0	0	0	0	0.7	
SOUTH FLORIDA	12/14/11		16	1-1	1.000	0-0	.000	2-2	1.000	0	3	3	2.3	0	0	0	0	0	4	1.5
NORTH FLORIDA	12/17/11		13	1-1	1.000	0-0	.000	3-4	.750	1	1	2	2.2	3	0	1	0	0	5	2.2
FLORIDA A&M	12/19/11		13	2-3	.667	0-0	.000	0-0	.000	3	2	5	2.7	1	0	1	0	0	4	2.5
at Hawai i	12/22/11		9	0-0	.000	0-0	.000	0-0	.000	1	1	2	2.6	4	1	0	0	1	0	2.1
vs Long Beach State	12/23/11		18	1-2	.500	0-0	.000	0-0	.000	2	1	3	2.6	4	0	1	0	0	2	2.1
vs UTEP	12/25/11		5	0-0	.000	0-0	.000	0-0	.000	0	0	0	2.3	0	0	0	2	0	0	1.9
GEORGIA SOUTHERN	12/30/11		4	0-0	.000	0-0	.000	0-0	.000	0	0	0	2.1	0	0	0	0	0	0	1.7
BETHUNE-COOKMAN	01/02/12		4	0-1	.000	0-0	.000	0-0	.000	1	0	1	2.0	0	0	0	0	0	0	1.5
at Florida State	01/04/12		16	1-1	1.000	0-0	.000	1-2	.500	1	1	2	2.0	1	0	1	0	0	3	1.7
at Vanderbilt	1/7/12		13	1-2	.500	0-0	.000	0-1	.000	2	1	3	2.1	2	0	0	1	0	2	1.7
Totals		0	132	8-12	.667	0-0	.000	6-9	.667	13	14	27	2.1	19	1	8	5	2	22	1.7

Games played: 13
Minutes/game: 10.2
Points/game: 1.7
FG Pct: 66.7
FT Pct: 66.7

Rebounds/game: 2.1
Assists/game: 0.1
Turnovers/game: 0.6
Assist/turnover ratio: 0.1
Steals/game: 0.2
Blocks/game: 0.4

2011-12 Auburn Tigers Basketball
Auburn Individual Game-by-Game (as of Jan 07, 2012)
All games

#50 Kouassi, Willy

Opponent	Date	gs	min	Total		3-Pointers		Free throws		Rebounds				pf	a	t/o	blk	stl	pts	avg	
				fg-fga	pct	3fg-fga	pct	ft-fa	pct	off	def	tot	avg								
MCNEESE STATE	11/11/11		10	0-0	.000	0-0	.000	2-4	.500	2	3	5	5.0	1	0	1	0	0	2	2.0	
KENNESAW STATE	11/14/11		9	1-2	.500	0-0	.000	0-0	.000	1	2	3	4.0	1	0	1	0	0	2	2.0	
NICHOLLS STATE	11/25/11		19	0-3	.000	0-0	.000	1-2	.500	3	4	7	5.0	2	0	0	5	1	1	1.7	
ARKANSAS-PINE BLUFF	11/28/11		23	3-4	.750	0-0	.000	1-2	.500	2	2	4	4.8	3	0	0	3	1	7	3.0	
at Seton Hall	12/2/11		12	0-1	.000	0-0	.000	1-2	.500	1	2	3	4.4	2	1	0	1	0	1	2.6	
SOUTH FLORIDA	12/14/11		15	0-0	.000	0-0	.000	0-0	.000	0	1	1	3.8	2	0	2	2	0	0	2.2	
NORTH FLORIDA	12/17/11		5	0-3	.000	0-0	.000	0-0	.000	0	2	2	3.6	3	0	0	0	0	0	1.9	
FLORIDA A&M	12/19/11		6	1-1	1.000	0-0	.000	0-0	.000	1	1	2	3.4	0	0	0	0	0	2	1.9	
at Hawai'i	12/22/11		11	0-1	.000	0-0	.000	0-0	.000	0	3	3	3.3	3	0	1	0	1	0	1.7	
vs Long Beach State	12/23/11		13	0-0	.000	0-0	.000	0-0	.000	0	2	2	3.2	2	0	1	1	0	0	1.5	
vs UTEP	12/25/11		7	1-1	1.000	0-0	.000	0-0	.000	1	0	1	3.0	1	0	1	0	0	2	1.5	
GEORGIA SOUTHERN	12/30/11		7	1-2	.500	0-0	.000	0-0	.000	1	1	2	2.9	0	0	0	0	0	2	1.6	
BETHUNE-COOKMAN	01/02/12		18	2-2	1.000	0-0	.000	1-2	.500	0	1	1	2.8	1	0	2	1	0	5	1.8	
at Florida State	01/04/12		16	1-3	.333	0-0	.000	2-2	1.000	1	3	4	2.9	3	0	0	0	0	4	2.0	
at Vanderbilt	1/7/12		12	1-3	.333	0-0	.000	0-0	.000	2	2	4	2.9	1	0	2	0	0	2	2.0	
Totals			0	183	11-26	.423	0-0	.000	8-14	.571	15	29	44	2.9	25	1	11	13	3	30	2.0

Games played: 15
Minutes/game: 12.2
Points/game: 2.0
FG Pct: 42.3
FT Pct: 57.1

Rebounds/game: 2.9
Assists/game: 0.1
Turnovers/game: 0.7
Assist/turnover ratio: 0.1
Steals/game: 0.2
Blocks/game: 0.9

#TM TEAM

Opponent	Date	gs	min	Total		3-Pointers		Free throws		Rebounds				pf	a	t/o	blk	stl	pts	avg	
				fg-fga	pct	3fg-fga	pct	ft-fa	pct	off	def	tot	avg								
MCNEESE STATE	11/11/11		0	0-0	.000	0-0	.000	0-0	.000	1	0	1	1.0	0	0	0	0	0	0	0.0	
KENNESAW STATE	11/14/11		0	0-0	.000	0-0	.000	0-0	.000	1	1	2	1.5	0	0	0	0	0	0	0.0	
NICHOLLS STATE	11/25/11		0	0-0	.000	0-0	.000	0-0	.000	3	1	4	2.3	0	0	0	0	0	0	0.0	
ARKANSAS-PINE BLUFF	11/28/11		0	0-0	.000	0-0	.000	0-0	.000	1	4	5	3.0	0	0	0	0	0	0	0.0	
at Seton Hall	12/2/11		0	0-0	.000	0-0	.000	0-0	.000	1	0	1	2.6	0	0	0	0	0	0	0.0	
NORTH FLORIDA	12/17/11		0	0-0	.000	0-0	.000	0-0	.000	2	0	2	2.5	0	0	0	0	0	0	0.0	
FLORIDA A&M	12/19/11		0	0-0	.000	0-0	.000	0-0	.000	0	0	0	2.1	0	0	0	0	0	0	0.0	
at Hawai'i	12/22/11		0	0-0	.000	0-0	.000	0-0	.000	0	2	2	2.1	0	0	0	0	0	0	0.0	
vs Long Beach State	12/23/11		0	0-0	.000	0-0	.000	0-0	.000	1	0	1	2.0	0	0	0	0	0	0	0.0	
vs UTEP	12/25/11		0	0-0	.000	0-0	.000	0-0	.000	4	3	7	2.5	0	0	0	0	0	0	0.0	
GEORGIA SOUTHERN	12/30/11		0	0-0	.000	0-0	.000	0-0	.000	0	0	0	2.3	0	0	0	0	0	0	0.0	
BETHUNE-COOKMAN	01/02/12		0	0-0	.000	0-0	.000	0-0	.000	1	0	1	2.2	0	0	0	0	0	0	0.0	
at Florida State	01/04/12		0	0-0	.000	0-0	.000	0-0	.000	4	1	5	2.4	0	0	0	0	0	0	0.0	
at Vanderbilt	1/7/12		0	0-0	.000	0-0	.000	0-0	.000	2	2	4	2.5	0	0	1	0	0	0	0.0	
Totals			0	0	0-0	.000	0-0	.000	0-0	.000	21	14	35	2.5	0	0	1	0	0	0	0.0

Games played: 14

Rebounds/game: 2.5
Turnovers/game: 0.1

2011-12 GAME-BY-GAME TEAM STATISTICS

	PTS	FG-A	Pct.	3FG-A	Pct.	FT-A	Pct.	0-D-TOT	PF	A	TO	BK	STL
McNeese State	62	19-53	.358	3-18	.167	21-27	.778	10-18-28	17	7	17	4	11
at Auburn	84	33-62	.532	6-18	.333	12-23	.522	13-27-40	22	16	13	1	9
Kennesaw State	55	18-55	.327	5-19	.263	14-19	.737	11-19-30	18	9	12	3	5
at Auburn	68	24-52	.462	8-15	.533	12-24	.500	14-28-42	17	19	17	5	6
Nicholls State	57	20-62	.323	7-22	.318	10-14	.714	14-29-43	14	14	17	2	2
at Auburn	78	29-68	.426	6-22	.273	14-17	.824	15-29-44	17	17	8	17	13
Ark.-Pine Bluff	59	23-61	.377	9-25	.360	4-8	.500	14-20-34	14	13	15	2	7
at Auburn	72	26-50	.520	9-15	.600	11-20	.550	8-25-33	17	16	16	10	7
Auburn	59	23-50	.460	3-16	.188	10-19	.526	6-20-26	18	11	14	6	6
at Seton Hall (1)	81	28-60	.467	10-24	.417	15-19	.789	14-26-40	18	18	11	5	10
South Florida	40	14-42	.333	4-18	.222	8-16	.500	5-21-26	16	6	14	2	6
at Auburn	52	17-41	.415	3-14	.214	15-18	.833	6-28-34	16	11	14	5	7
North Florida	71	26-54	.481	8-18	.444	11-25	.440	10-20-30	30	17	16	4	7
at Auburn	84	26-52	.500	4-10	.400	28-43	.651	14-25-39	26	12	15	6	9
Florida A&M	69	23-64	.359	6-18	.333	17-28	.607	19-20-39	27	12	20	4	9
at Auburn	76	24-57	.421	3-16	.188	25-34	.735	16-29-45	21	14	21	9	4
Auburn	65	26-54	.481	6-19	.316	7-11	.636	7-23-30	21	14	13	2	7
at Hawaii (2)	62	22-51	.431	5-17	.294	13-23	.565	10-24-34	18	10	15	0	8
Long Beach State	64	20-47	.426	5-15	.333	19-25	.760	10-33-43	10	8	17	3	8
vs. Auburn (2)	43	15-57	.263	7-21	.333	6-6	1.000	6-19-25	19	6	13	2	9
UTEP vs.	83	26-49	.531	9-13	.692	22-29	.759	8-17-25	18	16	11	3	4
Auburn (2)	76	25-55	.455	7-21	.333	19-24	.792	14-19-33	23	14	15	4	5
Ga. Southern	75	29-53	.547	4-13	.308	13-17	.765	8-16-24	22	11	11	0	7
at Auburn	78	28-51	.549	5-13	.385	17-23	.739	8-20-28	16	20	12	2	3
Bethune-Cookman	41	14-59	.237	6-17	.353	7-9	.778	13-21-34	8	9	15	2	8
at Auburn	67	30-58	.517	4-13	.308	3-7	.429	9-33-42	12	20	14	11	11
Auburn at	56	21-65	.323	4-14	.286	10-16	.625	15-15-30	20	10	13	4	4
Florida State	85	29-54	.537	5-20	.250	22-26	.846	12-33-45	17	14	16	10	9
Auburn at	35	15-55	.273	3-13	.231	2-10	.200	13-21-34	16	6	13	5	4
Vanderbilt	65	22-49	.449	13-29	.448	8-16	.500	10-32-42	14	12	11	6	8
Kentucky													
at Auburn													
Ole Miss													
at Auburn													
Auburn													
at LSU													
South Carolina													
at Auburn													
Auburn at													
Arkansas													
Auburn at													
Tennessee													
Georgia													
at Auburn													
Auburn at													
Miss. State													
Alabama													
at Auburn													
Auburn at													
Ole Miss													

2011-12 TEAM HIGHS & LOWS

AUBURN

	HIGH	LOW
POINTS SCORED.....	84 vs. McNeese State/North Florida	35 at Vanderbilt
POINTS, FIRST HALF.....	46 vs. McNeese State	16 at Florida State
POINTS, SECOND HALF.....	48 vs. Georgia Southern	16 at Vanderbilt
POINT DIFFERENTIAL	+26 vs. Bethune-Cookman.....	-30 at Vanderbilt
FIELD GOALS MADE.....	33 vs. McNeese State	15 at Vanderbilt/vs. Long Beach State
FIELD GOALS ATTEMPTED.....	68 vs. Nicholls State.....	41 vs. South Florida
FIELD GOAL PERCENTAGE549 (28-51) vs. Georgia Southern.....	.263 (15-57) vs. Long Beach State
3-POINTERS MADE.....	9 vs. Arkansas-Pine Bluff	3, 4 times
3-POINTERS ATTEMPTED.....	22 vs. Nicholls State.....	10 vs. North Florida
3-POINT PERCENTAGE600 (9-15) vs. Arkansas-Pine Bluff.....	.188 (3-16) at Seton Hall/FAMU
FREE THROWS MADE.....	28 vs. North Florida	2 at Vanderbilt
FREE THROW ATTEMPTS.....	43 vs. North Florida	6 vs. Long Beach State
FREE THROW PCT.....	1.000 (6-6) vs. Long Beach State200 (2-10) at Vanderbilt
REBOUNDS	45 vs. Florida A&M	25 vs. Long Beach State
OFFENSIVE REBOUNDS.....	16 vs. Florida A&M	6 at Seton Hall/vs. So. Florida/vs. LBSU
DEFENSIVE REBOUNDS.....	33 vs. Bethune-Cookman.....	15 at Florida State
REBOUND MARGIN	+12 vs. McNeese State/ Kennesaw St.	-18 vs. Long Beach State
ASSISTS	20 v. Ga. Southern/Bethune-Cookman	6 at Vanderbilt /vs. Long Beach State
TURNOVERS	21 vs. Florida A&M	8 vs. Nicholls State
BLOCKED SHOTS	17 vs. Nicholls State.....	1 vs. McNeese State
STEALS.....	13 vs. Nicholls State.....	3 vs. Georgia Southern
FOULS.....	26 vs. North Florida	12 vs. Bethune-Cookman

OPPONENTS

	HIGH	LOW
POINTS SCORED.....	85, at Florida State	40, South Florida
POINTS, FIRST HALF.....	50, at Florida State	19, Bethune-Cookman
POINTS, SECOND HALF.....	46, vs. UTEP	20, South Florida
POINT DIFFERENTIAL	+30, at Vanderbilt	-26, Bethune-Cookman
FIELD GOALS MADE.....	29, at Florida State/Georgia Southern .	14, South Florida/Bethune-Cookman
FIELD GOALS ATTEMPTED.....	64, Florida A&M.....	42, South Florida
FIELD GOAL PERCENTAGE547 (29-53), Georgia Southern237 (14-59), Bethune-Cookman
3-POINTERS MADE.....	13, at Vanderbilt	3, McNeese State
3-POINTERS ATTEMPTED.....	25, Arkansas-Pine Bluff.....	13, vs. UTEP/Georgia Southern
3-POINT PERCENTAGE692 (9-13), vs. UTEP.....	.167 (3-18), McNeese State
FREE THROWS MADE.....	22, at Florida State/vs. UTEP.....	4, Arkansas-Pine Bluff
FREE THROW ATTEMPTS.....	29, vs. UTEP	8, Arkansas-Pine Bluff
FREE THROW PCT.....	.846 (22-26), at Florida State444 (11-25), North Florida
REBOUNDS	45, at Florida State	24, Georgia Southern
OFFENSIVE REBOUNDS.....	19, Florida A&M.....	5, South Florida
DEFENSIVE REBOUNDS.....	33, at Florida State	16, Georgia Southern
REBOUND MARGIN	+15, at Florida State.....	-12, McNeese State/Kennesaw State
ASSISTS	18, at Seton Hall.....	6, South Florida
TURNOVERS	20, Florida	11, 4 times
BLOCKED SHOTS	10, at Florida State	0, Hawaii/Georgia Southern
STEALS.....	11, McNeese State	2, Nicholls State
FOULS.....	30, North Florida	8, Bethune-Cookman

2011-12 STARTING LINEUPS

Date	Opponent	W-L	Fwd/Guard	Forward	Center	Guard	Guard
11-11	McNeese State	W	Payne	Gabriel	Chubb	Ward	Sullivan
11-14	Kennesaw State	W	Payne	Gabriel	Chubb	Ward	Sullivan
11-25	Nicholls State	W	Payne	Gabriel	Chubb	Ward	Sullivan
11-28	Ark.-Pine Bluff	W	Payne	Gabriel	Chubb	Ward	Sullivan
12-2	(1) at Seton Hall	L	Payne	Gabriel	Chubb	Ward	Sullivan
12-14	South Florida	W	Payne	Gabriel	Chubb	Denson	Wallace
12-17	North Florida	W	Denson (g)	Gabriel	Chubb	Ward	Sullivan
12-19	Florida A&M	W	Denson (g)	Gabriel	Chubb	Ward	Sullivan
12-22	(2) at Hawaii	L	Denson (g)	Gabriel	Chubb	Ward	Sullivan
12-23	(2) Long Beach State	L	Langford (g)	Gabriel	Chubb	Ward	Sullivan
12-25	(2) UTEP	L	Langford (g)	Gabriel	Chubb	Ward	Sullivan
12-30	Georgia Southern	W	Langford (g)	Gabriel	Chubb	Ward	Sullivan
1-2	Bethune-Cookman	W	Johnson	Gabriel	Chubb	Ward	Sullivan
1-4	at Florida State	L	Johnson	Gabriel	Chubb	Ward	Sullivan
1-7	at Vanderbilt	L	Denson (g)	Gabriel	Chubb	Ward	Sullivan
1-11	Kentucky						
1-14	Ole Miss						
1-17	at LSU						
1-21	South Carolina						
1-25	at Arkansas						
1-28	at Tennessee						
2-1	Georgia						
2-4	at Mississippi State						
2-7	Alabama						
2-11	at Ole Miss						
2-18	Mississippi State						
2-21	at Florida						
2-25	Arkansas						
2-29	at Alabama						
3-3	LSU						
3/8-11	(3) SEC Tournament						

(1) Big East-SEC Challenge (Newark, NJ • Prudential Center); (2) Hawaiian Airlines Diamond Head Classic (Honolulu, HI • Stan Sheriff Center); (3) SEC Tournament (New Orleans, LA • New Orleans Arena)

STARTING LINEUPS

(Payne, Gabriel, Chubb, Ward, Sullivan).....	4-1
(Gabriel, Chubb, Ward, Denson, Sullivan)	3-1
(Payne, Gabriel, Chubb, Denson, Wallace).....	1-0
(Gabriel, Johnson, Chubb, Ward, Sullivan)	1-1
(Gabriel, Chubb, Langford, Ward, Sullivan).....	1-2

AUBURN'S RECORD WHEN ... STARTS

Chris Denson.....	4-1 (.800)
Josh Wallace	1-0 (1.000)
Allen Payne	5-1 (.833)
Rob Chubb	10-5 (.667)
Kenny Gabriel.....	10-5 (.667)
Frankie Sullivan.....	9-5 (.643)
Varez Ward.....	9-5 (.643)
Noel Johnson.....	1-1 (.500)
Josh Langford.....	1-2 (.333)

MARGIN OF VICTORY/DEFEAT

	1	2	3	4	5	6	7	8	9	10-15	16-19	20-24	25-29	30+
Wins		2					1			4		2	1	
Losses							1					2	1	1

THE LAST TIME ...

Auburn Individuals

Scored at least 30 points: Earnest Ross (30) at Georgia (2-5-11)
Scored at least 40 points: Wesley Person vs. UAB (12-16-93)
Two players with at least 20 points: Tay Waller (22 points) & Brendon Knox (21 points) vs. Mississippi State (3-3-10)
Three players with at least 20 points: Marquis Daniels (27 points), Marco Killingsworth (24 points), Derrick Bird (23 points), vs. Georgia State, (11-26-02)
A player w/back-to-back 25-point SEC games: Tay Waller, 29 pts v. Arkansas (2-20-10); 29 pts at Ole Miss (2-24-10); 26 pts v. LSU (2-27-10)
A player w/3 straight 25-point SEC games: Tay Waller, 29 pts v. Arkansas (2-20-10); 29 pts at Ole Miss (2-24-10); 26 pts v. LSU (2-27-10)
A player w/5 straight 20-point SEC games: Tay Waller, 29 pts v. Arkansas (2-20-10); 29 pts at Ole Miss (2-24-10); 26 pts v. LSU (2-27-10); 22 pts vs. Miss. State (3-3-10), 22 pts at Alabama (3-6-10)
Zero players scored in double figures: at Vanderbilt (1-7-12)
Only one player scored in double figures: Frankie Sullivan (22 points) vs. Long Beach State in Honolulu, Hawaii (12-23-11)
1 player score half team's points: Frankie Sullivan (22 points) vs. Long Beach State in 64-43 loss in Honolulu, Hawaii (12-23-11)
Five players scored in double figures: Varez Ward (20 points), Frankie Sullivan (13 points), Allen Payne (11 points), Chris Denson (10 points), Josh Wallace (10 points), vs. Nicholls State, (11-25-11)
Six players scored in double figures: Lucas Hargrove (14 points), DeWayne Reed (16 points), Frankie Sullivan (15 points), Tay Waller (13 points), Andre Malone (11 points) and Brendon Knox (18 points), vs. Georgia Southern, (1-2-10)
Had at least 15 rebounds: Korvotney Barber vs. LSU (17 rebounds) (3-7-09)
Had at least 20 rebounds: Kelvin Ardister v. Tenn. (20 reb) (1-4-89)
Had at least 25 rebounds: Rex Frederick at Ole Miss (25 rebounds) (1-6-58)
At least 20 pts & 20 reb: Kelvin Ardister v. Tenn. (22 pts, 20 reb) (1-4-89)
Two players with at least 10 rebounds: Kenny Gabriel (11 rebounds) & Earnest Ross (10 rebounds) at LSU (3-5-11)
At least three players with 10 rebounds: at Virginia, Korvotney Barber (13 rebounds), Quantez Robertson (10 rebounds), Lucas Hargrove (10 rebounds), (12-20-08)
Double-Double: Kenny Gabriel (15 pts, 13 reb) v. N. Florida (12-17-11)
2 straight Double-Doubles: Lucas Hargrove (24 pts, 11 reb) vs. Georgia (2/10/10) & (20 pts, 10 reb) at Miss. State (2-13-10)
Two players had a double-double: Kenny Gabriel (11 rebounds) & Earnest Ross (10 rebounds) at LSU (3-5-11)
Double-Double with points and assists: Jamison Brewer vs. Louisiana Lafayette, (10 points, 11 assists) (12-4-00)
Triple-Double: Kenny Gabriel (24 pts, 13 reb, 10 blk) vs. Bethune-Cookman (1-2-12)
3 straight Double-Doubles: Korvotney Barber, 13 points & 17 rebounds at Alabama, (3/3/09), 16 points & 17 rebounds vs. LSU (3-7-09), & 12 points & 10 rebounds vs. Florida (3-13-09) in SEC Tour.
10 assists: Varez Ward vs. Bethune-Cookman (10 assists) (1-2-12)
2 players with at least 5 Blocked Shots: Kenny vs. Nicholls State (5 blocks each) (11-25-11)...also Kenny Gabriel (4 blocks)
At least 10 Blocks: Kenny Gabriel v. Bethune-Cookman (10 blks) (1-2-12)
At least 5 Steals: Josh Wallace, (5 steals) at Georgia (2-5-11)
Led AU in points, rebounds, assists, steals: Varez Ward vs. Nicholls State, (20 points, 8 rebounds, 5 assists, 3 steals), (11-25-11)
Hit buzzer beater shot to win a game: Reggie Sharp vs. Alabama, 3-pt FG, (72-69 in OT), (2-21-01)
Played every minute: DeWayne Reed (40 minutes) vs. Florida (3-11-10)
Played 40 or more minutes: DeWayne Reed (40 min) v. Florida (3-11-10)
Played more than 40 minutes: DeWayne Reed (43 minutes), Tay Waller (41 minutes) at Arkansas (ot) (2-6-10)

Auburn Team

Won in Overtime: vs. Georgia Southern (12-29-10)
Lost in Overtime: at Georgia, 81-72 (2-5-11)
Lost back-to-back Road Overtime Games: at Arkansas, 82-79 (2-6-10) and at Mississippi State, 85-75 (2-13-10)
Lost back-to-back Games in Final 5 Seconds: at Alabama (0.3 sec), 51-49 (2-23-11) and vs. Arkansas (5.0 sec.), 57-55 (2-26-11)
3 straight games decided on final possession: at Alabama (0.3 sec), L, 51-49 (2-23-11), v. Arkansas (5.0 sec.), L, 57-55 (2-26-11), v. Ole Miss (OM chance to tie on last possession) W, 76-73 (3-2-11)
Played a double overtime game: vs. Tennessee (1-6-00)
Played at least three overtimes: vs. Georgia, (3-1-79), (4 OT) in SEC Tournament in Birmingham, Ala.
Missed 23 straight FGs: at Arkansas (1-25-11), last fga 1st half, 0-22 start 2nd
Shot 70% for a half: 72.7% (16-22) at Ole Miss (2-22-03)
Shot 60% for a game: 60.9% (28-46) vs. Arkansas (2-20-10)
Shot less than 30% for game: at Vandy (15-55, 27.3%) (1-7-12)
Shot 100% from the free throw line: v. Long Beach St. (6-6) (12-23-11)
Shot less than 15% from free throw line: v. Florida (1-8, 12.5%) (1-20-11)
Shot 60% from 3-point line: v. Ark.-Pine Bluff (9-15, 60.0%) (11-28-11)
Shot less than 30% in a half: 25.9% (7-27) at Vandy (2nd), (1-7-12)
Shot less than 20% in a half: 15.2% (5-33) at Fla. St. (1st half), (1-4-12)
Shot less than 10% in a half: 08.3% (2-24) vs. LSU (1st half), (1-8-11)
Shot 55% or better and lost: at Tennessee (56.1%, 32-57) (2-15-06)

Attempted 50 free throws: 52 att. Vanderbilt, (2-6-54)
Attempted 40 free throws: 43 att. vs. North Florida, (12-17-11)
Att. at least 30 free throws in half: North Florida (18-of-30, 2nd) (12-17-11)
Made 30 free throws: v. Fla. (32) 44 fts. (3-10-00), SEC Tourney in Atlanta
Made at least 10 3-point field goals: vs. Miss. State (11) (3-3-10)
Failed to make a 3-point field goal: at Ole Miss (0-14) (3-1-97)
Had at least 50 rebounds: vs. UNC Asheville (50 rebounds) (11-12-10)
Had less than 20 rebounds: vs. Presbyterian (19 reb.) (12-18-10)
Had 25 assists: vs. Tennessee State (26 assists) (12-19-06)
Had at least 15 steals: vs. Georgia Southern (16 steals) (12-29-10)
Had at least 17 blocks: vs. Nicholls State (17 Blocks) (11-25-11)
Had at least 10 blocks: vs. Bethune-Cookman (11 Blocks) (1-2-12)
Scored 50 points in a half: vs. Ole Miss (51 points, 2nd) (3-2-11)
Scored 60 points in a half: at Tennessee (64 points) (2-15-06)
Scored 70 points in a half: vs. Troy State (73 points, 2nd) (12-9-93)
Scored 100 points (SEC): vs. Alabama (102 points) (2-13-99)
Scored 100 points (Non-Conf): vs. Grambling State (105 points) (11-29-03) in Huntsville, Ala.
Scored under 20 points in a 1st half: at Vanderbilt (19 points) (1-7-12)
Scored under 20 points in a 2nd half: at Vanderbilt (16 pts) (1-7-12)
Scored under 10 points in a half: vs. LSU (6 points, 1st half) (1-8-11)
Scored 35 or under points in a game: at Vanderbilt (35 pts) (1-7-12)
Scored under 50 points in game: v. Long Beach St. (43 points) (12-23-11)
Scored under 50 points in game (SEC): at Alabama (49 points) (2-23-11)
Biggest comebacks to win: 22 pts at half, AU 82, #13 Louisville 78, Puerto Rico Shootout Championship game (11-26-95); 20 pts w/2:01 left in 1st, AU 76, Ole Miss 73 (3-2-11); 19 pts w/10:43 left, #14 AU 73, at LSU 70 (1-9-99); 19 pts with 11:01 left and 14 pts with 5:00 left, at AU 65, Miss. St. 62 (2-12-11)

Opponent Individuals

Scored at least 30 points: Dundrecoo Nelson (30), Ole Miss, (3-2-11)
Scored at least 35 points: Tasmin Mitchell (38), at LSU, (1-20-10)
Scored at least 40 points: Hersey Hawkins, Bradley, (44 points), (3-17-88), in NCAA Tournament in Atlanta, Ga.
Totaled at least 20 points and 20 rebounds: Louis Amundson, UNLV (22 points and 22 rebounds), (12-12-04)
Two players with 20 points: Willie Powers (23 points) and Eric Ferguson (20 points), Georgia Southern (12-30-11)
Three players with 20 points: Odarte Blankson (22 points), Louis Amundson (22 points), Jerel Blassingame (20 points), UNLV, (12-12-04)
Only one player scored in double figures: Ricky Johnson (17 points), Bethune-Cookman (1-2-12)
Five players scored in double figures: John Bohannon (20 pts), Michael Perez (18 pts), Jacques Streeter (12 pts), Gabriel McCulley (10 pts), Cedrick Lang (10 pts), vs. UTEP in Honolulu (12-25-11)
Six players scored in double figures: Chris Lofton (25 points), JaJuan Smith (19 points), C.J. Watson (18 points), Andre Patterson (15 points), Major Wingate (12 points), & Stanley Asumnu (10 points), at Tennessee, (2-15-06)
Double-Double: Yannick Crowder (13 pts, 11 reb), Florida A&M (12-19-11)
Double-Double with points and assists: Herman Favors, (10 points, 11 assists), Georgia State, (12-22-03)
Two players had a double-double: Tasmin Mitchell (38 points, 10 rebounds) & Storm Warren (17 points, 11 rebounds), at LSU, (1-20-10)
Triple-Double: Never
Had 15 rebounds: AlLonzo Coleman (13 pts, 16 rb), Presby. (12-18-10)
Had 20 rebounds: Murphy Holloway, at Ole Miss, (20 reb), (2-24-10)
Had 10 assists: Drae Murray, Sam Houston State, (10 assists), (12-20-09)
Had 5 blocked shots: Sam Muldrow, at So. Carolina (5 blk) (1-29-11)
Had 5 steals: Chris Hines, Alabama (5 steals) (1-22-11)

Opponent Team

Shot less than 30% in a game (SEC): Alabama (26.2%, 11-42) (2-23-11)
Shot less than 30% in a game (Non-conf): Bethune-Cook. (23.7%, 14-59) (1-2-12)
Shot 60% in a game: at Mississippi State, 62.0% (1-16-11)
Shot 60% in a game (SEC): at Mississippi State, 62.0% (1-16-11)
Shot 69% 3fgs in a game: v. UTEP in Honolulu, 69.2% (9-13) (12-25-11)
Shot 55% or better and lost: Ark.-Pine Bluff 55.6% (25-45) (12-5-10)
Shot 55% or better and lost (SEC): Tennessee 59.2% (29-49) (2-7-09)
Shot 30% or less and won (SEC): Alabama 26.2% (11-42) (2-23-11)
Scored 100 points: Sam Houston State (107 points), (12-20-09)
Scored 60 points in a half: at Ole Miss (63 points in 2nd half), (2-15-06)
Scored under 20 points in a 1st half (SEC): LSU (19 points) (2-27-10)
Scored 15 points or under in a 1st half: Grambling (15 points) (12-31-10)
Scored under 20 points in a 2nd half: Alabama A&M (12 points) (12-29-08)
Scored 40 points in a game: South Florida (40 points) (12-14-11)
Scored under 50 points in a game (SEC): Florida (45 points) (1-20-11)
Had 50 rebounds: at Ole Miss (50 rebounds) (2-24-10)
Had 25 assists: Vanderbilt (27 assists) in SEC Tour. Atlanta (3-13-08)
Had 15 steals: at Alabama A&M (15 steals) (12-1-09)
Had 10 blocks: at Florida State (10 blocks) (1-4-12)
Failed to make a 3-point field goal: Dayton (0-24) in Chicago Invitational in Hoffmann Estates, Ill. (11-28-08)
Attempted 40 free throws: at Alabama (40 attempts), (2-23-11)
Made 30 free throws: at Florida (32) 40 fts. (2-18-10)
Made at least 18 3-point field goals: Samford (18-of-33) (11-19-10)
Made at least 10 3-point fgs: at Vanderbilt (13-of-29) (1-7-12)
Attempted at least 30 free throws in a half: at South Fla. (19-of-31) (12-15-10)

LARGEST LEAD/LARGEST DEFICIT

Date	Opponent	Result	Largest Lead	Largest Deficit	Tied	Lead Changes
Nov. 11	McNeese State	W, 84-62	29 (62-33, 12:21 2nd)	--	0	0
Nov. 14	Kennesaw State	W, 68-55	20 (41-21, 16:29 2nd)	--	0	0
Nov. 25	Nicholls State	W, 78-57	24 (70-46, 7:30 2nd)	--	0	0
Nov. 28	Arkansas-Pine Bluff	W, 72-59	22 (49-27, 18:46 2nd)	3 (7-4, 16:28 1st)	3	4
Dec. 2	at Seton Hall	L, 59-81	N/A	25 (77-52, 2:39 2nd)	0	0
Dec. 14	South Florida	W, 52-40	13 (45-32, 6:51 2nd)	7 (7-0, 17:31 1st)	0	1
Dec. 17	North Florida	W, 84-71	13 (84-71, :40 2nd)	3 (34-31, 2:39 1st)	7	6
Dec. 19	Florida A&M	W, 76-69	17 (72-55, 2:36 2nd)	3 (5-2, 18:03 1st)	1	1
Dec. 22	(1) at Hawai'i	W, 65-62	11 (24-13, 7:49 1st)	1 (62-61, :10 2nd)	1	2
Dec. 23	(1) Long Beach State	L, 43-64	3 (3-0, 19:50 1st)	24 (62-38, 3:31 2nd)	2	1
Dec. 25	(1) UTEP	L, 76-83	5 (50-45, 12:03 2nd)	11 (80-69, :32 2nd)	6	9
Dec. 30	Georgia Southern	W, 78-75	4 (75-71, :12 2nd)	14 (35-21, 3:40 1st)	8	5
Jan. 2	Bethune-Cookman	W, 67-41	30 (63-33, 4:43 2nd)	--	0	0
Jan. 4	at Florida State	L, 56-85	1 (5-4, 17:55 2nd)	37 (80-43, 3:57 2nd)	0	2
Jan. 7	at Vanderbilt	L, 35-65	2 (3-1, 18:18 1st)	30 (63-33, 4:19 2nd)	1	2
Jan. 11	Kentucky					
Jan. 14	Ole Miss					
Jan. 17	at LSU					
Jan. 21	South Carolina					
Jan. 25	at Arkansas					
Jan. 28	at Tennessee					
Feb. 1	Georgia					
Feb. 4	at Mississippi State					
Feb. 7	Alabama					
Feb. 11	at Ole Miss					
Feb. 18	Mississippi State					
Feb. 21	at Florida					
Feb. 25	Arkansas					
Feb. 29	at Alabama					
Mar. 3	LSU					
Mar. 8	(3) SEC Tournament					

(1) Big East-SEC Challenge (Newark, NJ • Prudential Center); (2) Hawaiian Airlines Diamond Head Classic (Honolulu, HI • Stan Sheriff Center); (3) SEC Tournament (New Orleans, LA • New Orleans Arena)

SPECIALTY STATS (Auburn-Opponent)

Date	Opponent	W/L	Off Turnovers	2nd Chance	Paint	Fast Break	Bench
Nov. 11	McNeese State	W, 84-62	22-12	19-15	46-24	4-2	20-30
Nov. 14	Kennesaw State	W, 68-55	14-11	11-11	26-22	6-6	12-15
Nov. 25	Nicholls State	W, 78-57	22-6	15-9	46-20	12-4	21-8
Nov. 28	Arkansas-Pine Bluff	W, 72-59	19-14	10-12	32-22	4-0	28-17
Dec. 2	at Seton Hall	L, 59-81	10-15	7-17	34-34	12-12	20-11
Dec. 14	South Florida	W, 52-40	10-10	7-2	24-10	6-2	27-8
Dec. 17	North Florida	W, 84-71	19-7	16-9	34-30	8-2	16-36
Dec. 19	Florida A&M	W, 76-69	18-18	14-14	40-22	6-2	15-37
Dec. 22	(1) at Hawai'i	W, 65-62	16-9	11-8	34-27	6-7	6-19
Dec. 23	(1) Long Beach St.	L, 43-64	9-14	6-9	12-26	2-8	4-10
Dec. 25	(1) UTEP	L, 76-83	15-15	12-9	30-28	4-0	11-17
Dec. 30	Georgia Southern	W, 78-75	8-12	8-11	40-42	6-12	21-13
Jan. 2	Bethune-Cookman	W, 67-41	16-11	8-2	44-8	14-2	20-5
Jan. 4	at Florida State	L, 56-85	11-22	11-11	32-40	6-4	29-34
Jan. 7	at Vanderbilt	L, 35-65	7-15	8-11	22-10	8-0	16-13
Jan. 11	Kentucky						
Jan. 14	Ole Miss						
Jan. 17	at LSU						
Jan. 21	South Carolina						
Jan. 25	at Arkansas						
Jan. 28	at Tennessee						
Feb. 1	Georgia						
Feb. 4	at Mississippi State						
Feb. 7	Alabama						
Feb. 11	at Ole Miss						
Feb. 18	Mississippi State						
Feb. 21	at Florida						
Feb. 25	Arkansas						
Feb. 29	at Alabama						
Mar. 3	LSU						
Mar. 8	(3) SEC Tournament						

(1) Big East-SEC Challenge (Newark, NJ • Prudential Center); (2) Hawaiian Airlines Diamond Head Classic (Honolulu, HI • Stan Sheriff Center); (3) SEC Tournament (New Orleans, LA • New Orleans Arena)

2011-12 SEASON

• Exhibition Game •

Auburn 86, Paine College 60
November 1, 2011
Auburn Arena
Auburn, Ala.

Auburn built a big first half lead and then cruised to an 86-60 win over Paine College behind Chris Denson's game-high 21 points and Rob Chubb's 14 points and 8 rebounds in the exhibition opener in Auburn Arena. Kenny Gabriel added 12 points and 8 rebounds, Allen Payne 12 points, 6 boards and 4 assists and Josh Wallace 12 points and 5 assists. Auburn outrebounded the Lions 47-30. Auburn opened a 13-1 lead and Paine missed its first seven shots from the field before its first basket with 12:47 left in the first half. The Tigers responded with a 26-7 run to push their advantage to 39-10 with just over four minutes to go. The Lions shot just 5-for-26 (.192) from the field in the first half and 33.3 percent for the game. Chris Denson knocked down a pair of treys followed by a Varez Ward free throw to give Auburn a 33-point advantage. Auburn led 50-19 at the half. The Lions used a 15-4 run to close to 57-34 with 15:43 left. Paine kept pushing though and a pair of free throws by Mario Jordan, followed by a two from Tony Baker dropped the Auburn lead below 20 for the first time since it was 25-6. James Devlin led Paine with 14 points.

Paine College	FG	3FG	FT	R	F	TP	A	T	B	S	M
Danny Feliciano, F	2-6	1-3	2-3	4	3	7	0	2	0	1	26
Allen Young, C	1-5	0-0	2-7	4	2	4	1	3	2	0	30
Kenny Fluellen, G	2-10	0-7	1-3	2	1	5	0	0	0	0	18
James Devlin, G	4-7	3-6	3-5	4	1	14	1	2	0	0	23
Mario Jordan, G	2-7	1-5	4-4	1	1	9	1	3	0	2	26
Austin Gibson	0-0	0-0	0-0	1	2	0	1	0	0	0	9
Preston Hodge	1-3	0-1	0-0	0	1	2	0	2	0	0	5
Tony Baker	3-9	1-4	3-4	4	4	10	1	1	0	0	22
Marshall McFadden	0-1	0-0	0-0	3	1	0	1	0	0	0	13
Darius Smith	2-3	0-0	2-2	1	1	6	0	0	0	0	10
Deandre Pettigrew	0-0	0-0	0-0	0	0	0	0	0	0	0	2
Jared Moore	0-0	0-0	0-0	0	1	0	0	0	0	0	2
Mike Dorceus	0-1	0-0	1-2	1	0	1	0	0	0	0	8
Cedrick Flemming	1-2	0-0	0-0	4	1	2	0	0	0	0	6
Team											0
Totals	18-54	6-26	18-30	30	19	60	6	13	2	3	200

FG%: 1st Half 5-26 .192, 2nd Half 13-28 .464, Game 18-54 .333;
3FG%: 1st Half 1-10 .100, 2nd Half 5-16 .313, Game 6-26 .231;
FT%: 1st Half 8-13 .615, 2nd Half 10-17 .588, Game 18-30 .600;
Deadball Rebounds: 7.

Auburn	FG	3FG	FT	R	F	TP	A	T	B	S	M
Kenny Gabriel, F	5-11	0-3	2-3	8	4	12	0	1	0	1	22
Rob Chubb, C	4-8	0-0	6-8	8	2	14	1	1	0	1	21
Varez Ward, G	1-4	0-1	1-5	1	1	3	5	0	0	1	16
Chris Denson, G	8-14	3-5	2-2	7	0	21	3	3	0	1	33
Frankie Sullivan, G	1-4	1-3	0-0	1	5	3	0	1	0	4	19
Allen Payne	4-6	1-2	3-4	6	3	12	4	0	0	0	25
Cedrick McAfee	1-8	1-6	0-0	5	1	3	1	0	0	0	20
Josh Wallace	4-7	1-3	3-3	1	2	12	5	2	0	2	25
Adrian Forbes	2-2	0-0	0-0	0	1	4	0	0	0	0	6
Willy Kouassi	1-2	0-0	0-0	4	1	2	0	0	0	0	13
Team											6
Totals	31-66	7-23	17-25	47	20	86	19	9	0	10	200

FG%: 1st Half 20-35 .571, 2nd Half 11-31 .355, Game 31-66 .470;
3FG%: 1st Half 5-12 .417, 2nd Half 2-11 .182, Game 7-23 .304;
FT%: 1st Half 5-10 .500, 2nd Half 12-15 .800, Game 17-25 .680;
Deadball Rebounds: 7.

SCORE BY PERIODS	1	2	F	
Paine College	19	41	--	60
Auburn	50	36	--	86

OFFICIALS--Tony Greene, John Heatly, Dedric Taylor
TECHNICAL FOULS--None
ATTENDANCE--1,455

• Exhibition Game •

Auburn 83, Victory University 47
November 5, 2011
Auburn Arena
Auburn, Ala.

Frankie Sullivan and Chris Denson scored 16 points apiece to lead Auburn to an 83-47 blow-out of Victory University in Auburn Arena in the Tigers' second and final exhibition game. Kenny Gabriel added 10 points and 9 rebounds, Allen Payne 10 points and freshman Willy Kouassi 8 points and 8 boards. After Auburn scored the first seven points of the game and Victory the next seven to tie it, the Tigers ended the half on a 33-9 run to take a 40-16 halftime lead. The Tigers coasted from there. Auburn enjoyed its largest lead of the game of 39 points at 80-41 with six minutes to play and Barbee emptied the Tigers bench. Walk-ons T.J. Rice and Dylan Spencer each came in as Rice totaled 3 points and had a rebound and steal while Spencer collected 3 rebounds. Rob Chubb chipped in 9 points, 6 assists, 3 assists and 2 blocks in 18 minutes while Josh Wallace had 7 assists and 5 points. Auburn outshot Victory 42.3 percent to 24.1 percent from the field and forced 29 turnovers.

Victory University	FG	3FG	FT	R	F	TP	A	T	B	S	M
Keron Jackson, F	0-8	0-4	0-0	4	2	0	2	1	0	2	20
Nick Evans, C	1-7	0-0	0-1	3	5	2	0	3	1	0	12
Mario Jones, G	3-7	3-6	2-2	1	4	11	0	7	0	3	23
Darryl Wright, G	0-2	0-1	0-0	2	2	0	2	2	0	0	15
Nathan Guess, G	3-5	2-2	1-2	4	1	9	0	0	0	0	22
Josh Guillory	2-6	1-4	1-4	6	1	6	0	2	1	0	13
Khaleel Headley	0-7	0-2	7-8	6	1	7	2	6	0	0	22
Raphael Banal	1-3	1-2	0-0	0	1	3	0	2	0	0	9
Kevin Pratt	1-3	0-0	1-4	5	0	3	1	3	0	1	15
Jaron Caston	1-1	1-1	0-0	0	3	3	0	1	0	1	8
Kristaps Bernans	0-2	0-0	0-1	4	2	0	1	1	0	1	19
Jeremy Carr	1-3	0-0	1-2	5	1	3	0	1	0	0	22
Team											4
Totals	13-54	8-22	13-24	44	23	47	8	29	2	8	200

FG%: 1st Half 4-25 .160, 2nd Half 9-29 .310, Game 13-54 .241;
3FG%: 1st Half 2-7 .286, 2nd Half 6-15 .400, Game 8-22 .364;
FT%: 1st Half 6-9 .667, 2nd Half 7-15 .467, Game 13-24 .542;
Deadball Rebounds: 6.

Auburn	FG	3FG	FT	R	F	TP	A	T	B	S	M
Allen Payne, F	4-11	2-4	0-0	2	4	10	1	1	0	1	26
Rob Chubb, C	4-8	0-0	1-2	6	3	9	3	3	2	0	18
Chris Denson, G	7-15	0-2	2-5	2	1	16	2	0	0	3	28
Josh Wallace, G	2-3	0-0	1-2	1	5	7	3	0	1	23	
Frankie Sullivan, G	3-10	1-6	9-12	5	0	16	1	0	0	3	21
Varez Ward	1-4	1-3	0-2	3	1	3	3	5	0	5	22
Bernard Morena	0-2	0-2	3-3	0	3	3	1	1	0	0	6
Kenny Gabriel	5-11	0-2	0-0	9	1	10	0	2	1	1	21
T.J. Rice	0-2	0-2	3-4	1	0	3	0	0	0	1	5
Dylan Spencer	0-1	0-0	0-0	3	1	0	0	0	0	0	6
Adrian Forbes	0-0	0-0	0-0	2	2	0	0	1	0	0	3
Willy Kouassi	4-4	0-0	0-1	8	3	8	0	2	1	1	21
Team											6
Totals	30-71	4-21	19-31	49	20	83	18	18	4	16	200

FG%: 1st Half 27-37 .730, 2nd Half 13-34 .382, Game 30-71 .423;
3FG%: 1st Half 1-8 .125, 2nd Half 3-13 .231, Game 4-21 .190;
FT%: 1st Half 5-13 .385, 2nd Half 14-18 .778, Game 19-31 .613;
Deadball Rebounds: 7.

SCORE BY PERIODS	1	2	F	
Victory University	16	31	--	47
Auburn	40	43	--	83

OFFICIALS--Antinio Petty, Bert Smith, Jeff Smith
TECHNICAL FOULS--Nick Evans, VU (5:59, 2nd); Keron Jackson, VU (5:59, 2nd)
ATTENDANCE--

• Game 1 •

Auburn 84, McNeese State 62
November 11, 2011
Auburn Arena
Auburn, Ala.

Rob Chubb totaled a career-high 21 points on 9-of-12 shooting and had 7 rebounds to lead Auburn to an 84-62 win over McNeese State in the season opener for both teams at Auburn Arena. Varez Ward added 14 points, 5 assists and 4 rebounds, Kenny Gabriel 13 points and 7 boards and Chris Denson 10 points. Auburn scored the first 11 points of the game and held McNeese State scoreless for the first 5 minutes and never trailed. The Tigers shot 58.8 percent to set a new high for the team in the 2-year-old Auburn Arena. Auburn's full-court press led to four McNeese State turnovers in the first 5 minutes of the game as the Tigers opened up their lead. The Tigers forced McNeese State into 17 turnovers, resulting in 22 points. McNeese State closed to within 31-25 with just over 5 minutes left in the half, but Auburn ended the half on a 15-6 run for a 46-31 lead. The Tigers scored the first 8 points to widen their lead to 23. The Tigers held the Cowboys to only one field goal for 14:41 bridging both halves together. Denson's free throw with 12:21 left in the game gave Auburn its largest lead of 62-33. With 3 minutes to go, Barbee emptied the bench. The Tigers outrebounded the Cowboys 40-28. Patrick Richard, the Southland Conference's leading scorer last season, was held to a team-high 13 points on only 3-of-13 shooting.

McNeese State	FG	3FG	FT	R	F	TP	A	T	B	S	M
Patrick Richard, F	3-13	0-7	7-7	3	0	13	0	3	0	1	34
Daniel Richard, F	0-0	0-0	0-0	2	0	2	0	2	1	0	17
Rudy Turner, C	3-8	0-0	1-2	5	3	7	0	3	2	2	22
Jeremie Mitchell, G	2-5	1-3	1-2	1	0	6	1	2	0	4	21
Dontae Cannon, G	2-10	0-4	2-2	0	1	6	2	2	1	1	30
Kevin Hardy	2-3	1-1	0-0	3	2	5	1	1	0	0	13
Will Brown	1-3	0-1	0-0	4	4	2	1	3	0	0	19
Adrian Fields	2-4	1-2	5-5	3	3	10	1	0	0	0	20
Craig McFerrin	2-2	0-0	2-4	2	1	6	0	1	0	1	9
Desharick Guidry	2-5	0-0	3-5	3	0	7	1	0	0	2	12
Tyson Queen	0-0	0-0	0-0	1	1	0	0	0	0	0	3
Team											3
Totals	19-53	3-18	21-27	28	17	62	7	17	4	11	200

FG%: 1st Half 9-27 .333, 2nd Half 10-26 .385, Game 19-53 .358;
3FG%: 1st Half 1-12 .083, 2nd Half 2-6 .333, Game 3-18 .167;
FT%: 1st Half 12-12 1.000, 2nd Half 9-15 .600, Game 21-27 .778;
Deadball Rebounds: 4.

Auburn	FG	3FG	FT	R	F	TP	A	T	B	S	M
Allen Payne, F	2-6	0-2	4-4	5	3	8	1	1	0	1	30
Kenny Gabriel, F	6-6	1-1	0-0	7	4	13	1	1	1	0	21
Rob Chubb, C	9-12	0-0	3-3	7	2	21	3	2	0	2	24
Varez Ward, G	5-11	3-6	1-4	4	3	14	5	1	0	0	25
Frankie Sullivan, G	3-12	2-8	0-0	5	2	8	3	1	0	3	29
Chris Denson	4-8	0-0	2-6	2	1	10	2	1	0	2	26
Josh Wallace	3-5	0-0	0-0	0	1	6	1	2	0	0	18
T.J. Rice	0-0	0-0	0-0	0	0	0	0	0	0	0	2
Dylan Spencer	0-1	0-1	0-2	1	2	0	0	1	0	0	3
Adrian Forbes	1-1	0-0	0-0	3	3	2	0	2	0	1	12
Willy Kouassi	0-0	0-0	2-4	5	1	2	0	1	0	0	10
Team											1
Totals	33-62	6-18	12-23	40	22	84	16	13	1	9	200

FG%: 1st Half 20-34 .588, 2nd Half 13-28 .464, Game 33-62 .532;
3FG%: 1st Half 3-7 .429, 2nd Half 3-11 .273, Game 6-18 .333;
FT%: 1st Half 3-7 .429, 2nd Half 9-16 .563, Game 12-23 .522;
Deadball Rebounds: 8.

SCORE BY PERIODS	1	2	F	
McNeese State (0-1)	31	31	--	62
Auburn (1-0)	46	38	--	84

OFFICIALS--Joe Lindsay, John Hampton, Forrest Sigler
TECHNICAL FOULS--None
ATTENDANCE--5,225

• Game 2 •

Auburn 68, Kennesaw State 55
November 14, 2011
Auburn Arena
Auburn, Ala.

Frankie Sullivan scored a game-high 22 points on 5-of-9 3-pointers as Auburn led from start to finish to defeat Kennesaw State 68-55 in Auburn Arena. Rob Chubb added 13 points and 7 rebounds as the Tigers improved to 2-0 for the first time since 2006-07. Kenny Gabriel added 9 points and 7 rebounds, while Varez Ward totaled 9 points and 6 assists. Auburn shot 53.3 percent (8-of-15) from 3-point range. After the Owls cut the Auburn margin down to 53-46 with 6:36 left, Chris Denson hit a 3-pointer and Sullivan followed up with his fifth 3-pointer for a 59-46 lead. Auburn jumped out to a 16-9 lead and held a 29-20 halftime edge. The Tigers began the second half with a 12-1 run fueled by full-court pressure and hot shooting. The Tigers sandwiched the run with 3-pointers by Allen Payne and Sullivan as they took a 41-21 lead with 16:29 to go. Kennesaw State answered with a 17-6 spurt that cut it to single digits, but the Tigers responded with consecutive baskets by Ward and Denson to halt the run and give their team the 51-38 lead with 10:24 left. Kennesaw State was led by 13 points and 13 rebounds from Aaron Anderson.

Kennesaw State	FG	3FG	FT	R	F	TP	A	T	B	S	M
Aaron Anderson,F 6-13	0-0	1-3	13 3	13	0	2	1	0	31		
Brandon Dawson,F 1-4	0-1	7-8	2 4	9	0	0	1	0	27		
Delbert Love, G 1-5	0-4	0-0	5 4	2	4	5	0	3	29		
Romain Henry, G 2-2	1-1	0-0	3 1	5	0	0	0	0	25		
Spencer Dixon, G 3-18	2-7	3-4	2 1	11	4	3	0	1	38		
Nick Turner	4-12	2-6	0-0	1	2	10	0	0	0	27	
Mirza Sabic	0-0	0-0	0-0	0	1	0	0	0	0	4	
Andrew Osemhen	1-1	0-0	3-4	2	2	5	1	2	1	19	
Team											2
Totals	18-55	5-19	14-19	30	18	55	9	12	3	5	200

FG%: 1st Half 7-27 .259, 2nd Half 11-28 .393, Game 18-55 .327;
3FG%: 1st Half 1-9 .111, 2nd Half 4-10 .400, Game 5-19 .263;
FT%: 1st Half 5-6 .833, 2nd Half 9-13 .692, Game 14-19 .737;
Deadball Rebounds: 3.

Auburn	FG	3FG	FT	R	F	TP	A	T	B	S	M
Allen Payne, F 1-7	1-2	0-0	8 2	3	1	1	0	1	30		
Kenny Gabriel, F 4-7	0-1	1-2	7 4	9	0	2	1	2	18		
Rob Chubb, C 5-12	0-0	3-6	7 3	13	1	2	2	0	24		
Varez Ward, G 4-7	1-1	0-2	3 3	9	6	3	0	1	33		
Frankie Sullivan,G 6-11	5-9	5-7	5 1	22	2	3	0	2	33		
Chris Denson	3-6	1-2	1-3	3	2	8	5	3	0	25	
Josh Wallace	0-0	0-0	2-4	1	0	2	4	0	0	20	
Adrian Forbes	0-0	0-0	0-0	3	1	0	0	2	2	0	8
Willy Kouassi	1-2	0-0	0-0	3	1	2	0	1	0	0	9
Team											2
Totals	24-52	8-15	12-24	42	17	68	19	17	5	6	200

FG%: 1st Half 11-22 .500, 2nd Half 13-30 .433, Game 24-52 .462;
3FG%: 1st Half 3-5 .600, 2nd Half 5-10 .500, Game 8-15 .533;
FT%: 1st Half 4-7 .571, 2nd Half 8-17 .471, Game 12-24 .500;
Deadball Rebounds: 7.

SCORE BY PERIODS	1	2	F	
Kennesaw State (0-2)	20	35	--	55
Auburn (2-0)	29	39	--	68

OFFICIALS--Doug Shows, J.B. Caldwell, Rick Hartzell
TECHNICAL FOULS--None
ATTENDANCE--4,760

• Game 3 •

Auburn 78, Nicholls State 57
November 25, 2011
Auburn Arena
Auburn, Ala.

Auburn had a school record 17 blocks rolling to a 78-57 win over Nicholls State in Auburn Arena to remain unbeaten. The 17 blocks by the Tigers was just one shy of the SEC record set by Arkansas in 1996. Auburn is 3-0 for the first time since 2006. Varez Ward had career-highs of 20 points and 8 rebounds to go along with 5 assists and 3 steals. Frankie Sullivan scored 13 points and Allen Payne had 11, while Chris Denson and Josh Wallace each chipped in 10 off the bench. Rob Chubb and Willy Kouassi each had 5 blocks while Kenny Gabriel added 4. Auburn pulled away with a 19-5 run midway through the second half to push its advantage to 60-42. A 3-point play by Gabriel widened the Auburn lead to 68-46 with 8 minutes to go. Auburn's first 10 points came off Nicholls State turnovers as the Tigers jumped out to a 10-1 lead. The Tigers forced the Colonels into 17 total turnovers and turned that into 22 points. Gabriel had a putback slam to start an 8-2 first-half run that was capped by a three-point play from Chubb. A lay-up from Sullivan gave Auburn a 26-13 lead halfway through the first period. Nicholls State cut the Auburn lead down to 33-32 with less than two minutes before halftime, but the Tigers responded with a 6-1 run to lead 39-33 at the break. The Tigers pulled away in the second half behind some hot shooting from distance. After connecting on just 1-of-14 attempts from 3-point range in the first half, Auburn sank 5-of-8 from behind the arc in the second half. Chris Talkington led Nicholls State with 20 points. Trevon Lewis added a double-double with 15 points and 12 rebounds.

Nicholls State	FG	3FG	FT	R	F	TP	A	T	B	S	M
Lachlan Prest, F 1-3	0-2	0-0	0 1	2	3	3	0	0	27		
Chris Talkington,F 7-16	4-8	2-2	3 3	20	1	3	0	0	34		
Trevon Lewis, F 6-21	0-1	3-5	12 1	15	0	0	0	0	34		
Bryan Hammond,G 0-6	0-2	0-0	7 1	0	2	0	0	0	25		
Shane Rillieux, G 3-5	1-1	5-7	5 2	12	2	4	0	1	36		
Bryson Triggs	0-1	0-1	0-0	0	0	0	0	0	0	2	
Sam McBeath	2-8	2-6	0-0	8	2	6	4	2	2	14	
Sterling Bailey	0-1	0-1	0-0	1	2	0	1	2	0	6	
Jeremy Smith	1-1	0-0	0-0	0	2	2	1	3	0	10	
Linden Smith-Hyde	0-0	0-0	0-0	0	0	0	0	0	0	2	
Team											7
Totals	20-62	7-22	10-14	43	14	57	14	17	2	2	200

FG%: 1st Half 10-25 .400, 2nd Half 10-37 .270, Game 20-62 .323;
3FG%: 1st Half 5-10 .500, 2nd Half 2-12 .167, Game 7-22 .318;
FT%: 1st Half 8-11 .727, 2nd Half 2-3 .667, Game 10-14 .714;
Deadball Rebounds: 1.

Auburn	FG	3FG	FT	R	F	TP	A	T	B	S	M
Allen Payne, F 5-10	1-3	0-0	5 3	11	0	3	0	1	24		
Kenny Gabriel, F 2-7	0-2	4-5	8 2	8	2	0	4	3	27		
Rob Chubb, C 2-6	0-0	1-1	1 3	5	2	2	5	0	21		
Varez Ward, G 7-14	2-6	4-4	8 1	20	5	1	3	3	33		
Frankie Sullivan,G 5-12	2-9	1-2	6 3	13	3	0	1	3	30		
Chris Denson	4-9	0-1	2-2	3	2	10	2	1	1	0	23
Josh Wallace	4-7	1-1	1-1	2	1	10	3	1	0	2	23
Willy Kouassi	0-3	0-0	1-2	7	2	1	0	0	5	1	19
Team											4
Totals	29-68	6-22	14-17	44	17	78	17	8	17	13	200

FG%: 1st Half 16-40 .400, 2nd Half 13-28 .464, Game 29-68 .426;
3FG%: 1st Half 1-14 .071, 2nd Half 5-8 .625, Game 6-22 .273;
FT%: 1st Half 6-7 .857, 2nd Half 8-10 .800, Game 14-17 .824;
Deadball Rebounds: 0.

SCORE BY PERIODS	1	2	F	
Nicholls State (1-5)	33	24	--	57
Auburn (3-0)	39	39	--	78

OFFICIALS--Patrick Evans, Brian Shey, Carlos Gonzalez
TECHNICAL FOULS--None
ATTENDANCE--7,182

• Game 4 •

Auburn 72, Arkansas-Pine Bluff 59
November 28, 2011
Auburn Arena
Auburn, Ala.

Chris Denson scored 17 points and Kenny Gabriel added 16 points, 8 rebounds and 5 blocks to lead Auburn to a 72-59 victory over Arkansas-Pine Bluff at Auburn Arena to improve to 4-0 on the season. Frankie Sullivan added 14 points, going 3-of-3 from 3-point range. A 20-2 run over the final 3:23 of the first half lifted Auburn to a 44-25 lead at the break. Sullivan led the rally with three 3-pointers as the Tigers widened their lead from three to 19 points. Auburn hit 8-of-11 3-pointers in the first half, but connected on just 1-of-4 attempts after halftime to finish the game at 60 percent (9-of-15). Arkansas-Pine Bluff got as close as 51-42 with 14 minutes remaining on a 12-0 run that included a pair of 3-pointers by Kyle Jones, who finished with 15 points. The Tigers posted double-digit blocks for the second-straight game. After setting a program record with 17 the game prior against Nicholls State, Auburn had 10 against the Golden Lions. Savalace Townsend led Arkansas-Pine Bluff with 24 points, and Daniel Broughton had 11 points and 10 rebounds. Auburn outshot Arkansas-Pine Bluff 52.0 percent to 37.7 percent but was outrebounded 34-33.

Ark-Pine Bluff	FG	3FG	FT	R	F	TP	A	T	B	S	M
Mitchell Anderson,F 1-8	0-2	0-2	8 0	2	5	2	2	3	36		
Lavoris Weathers,F 2-6	0-0	0-0	10 2	4	0	3	0	1	27		
Daniel Broughton,F 5-16	0-1	1-2	10 4	11	2	1	0	1	35		
Clay Johnson, G 0-0	0-0	1-2	1 2	1	0	4	0	0	21		
SavalaceTownsend,G 9-18	4-10	2-2	3 3	24	4	4	0	1	40		
Jaylon Floyd	1-1	0-0	0-0	0	2	0	0	0	2		
Jamar Harris	0-0	0-0	0-0	0	1	0	1	0	0	6	
Derrius Nelson	0-0	0-0	0-0	0	0	0	0	0	0	2	
Demetrius Smith	0-0	0-0	0-0	0	0	1	0	0	0	2	
Kyle Jones	5-12	5-12	0-0	0	2	15	1	0	0	1	29
Austin Allen	0-0	0-0	0-0	0	0	0	0	0	0	0	0
Team											2
Totals	23-61	9-25	4-8	34	14	59	13	15	2	7	200

FG%: 1st Half 10-33 .303, 2nd Half 13-28 .464, Game 23-61 .377;
3FG%: 1st Half 4-14 .286, 2nd Half 5-11 .455, Game 9-25 .360;
FT%: 1st Half 1-2 .500, 2nd Half 3-6 .500, Game 4-8 .500;
Deadball Rebounds: 4.

Auburn	FG	3FG	FT	R	F	TP	A	T	B	S	M
Allen Payne, F 2-2	0-0	1-1	5 1	5	3	1	0	1	26		
Kenny Gabriel, F 6-15	2-4	2-3	8 2	16	0	5	5	1	30		
Rob Chubb, C 2-5	0-0	0-0	1 3	4	0	4	2	0	17		
Varez Ward, G 1-4	1-3	2-4	4 3	5	7	2	0	1	30		
Frankie Sullivan,G 4-5	3-3	3-5	3 3	14	2	2	0	1	32		
Chris Denson	6-10	3-4	2-2	1	2	17	3	2	0	23	
Josh Wallace	2-5	0-1	0-3	2	0	4	1	0	2	19	
Willy Kouassi	3-4	0-0	1-2	4	3	7	0	0	3	1	23
Team											5
Totals	26-50	9-15	11-20	33	17	72	16	16	10	7	200

FG%: 1st Half 13-21 .619, 2nd Half 13-29 .448, Game 26-50 .520;
3FG%: 1st Half 8-11 .727, 2nd Half 1-4 .250, Game 9-15 .600;
FT%: 1st Half 10-17 .588, 2nd Half 1-3 .333, Game 11-20 .550;
Deadball Rebounds: 4.

SCORE BY PERIODS	1	2	F	
Arkansas-Pine Bluff (1-4)	25	34	--	59
Auburn (4-0)	44	28	--	72

OFFICIALS--Joe Lindsay, Ron Groover, Roger Ayers
TECHNICAL FOULS--None
ATTENDANCE--4,535

• Game 5 •

Seton Hall 81, Auburn 59
December 2, 2011
Big East-SEC Challenge
Prudential Center • Newark, N.J.

Herb Pope totaled 23 points and 12 rebounds and Patrik Auda had 17 points as Seton Hall handed Auburn its first loss of the season, 81-59, at the Prudential Center in the SEC-Big East Challenge on Friday. Rob Chubb led the Tigers with 12 points and six rebounds. Kenny Gabriel and Josh Wallace added 11 points apiece for Auburn. The Pirates did it by hot 3-point shooting, controlling the boards and forcing Tigers turnovers early. Seton Hall went 10-of-24 from 3-point range, outrebounded the Tigers 40-26 and forced Auburn into 14 turnovers, including eight in the first eight minutes. Seton Hall jumped out to an 18-7 lead in the first eight minutes on an 11-0 run, and the Pirates led 24-13 with nine minutes left. The Tigers answered with six straight to close to within 24-19. Seton Hall made 6-of-12 3-pointers to take a 38-31 halftime lead and outscored Auburn 11-0 in second chance points with eight offensive rebounds to none for the Tigers. The Pirates pushed their lead back to 11 in the first five minutes after intermission on second chance points and then extended it to 54-41 on a conventional 3-point play by Pope. Seton Hall used an 14-2 run to make it 74-50 with 4:35 left. Auburn shot 46 percent from the field but was only 3-of-16 from 3-point range.

Auburn	FG	3FG	FT	R	F	TP	A	T	B	S	M
Allen Payne, F	0-0	0-0	0-0	0	1	0	0	2	0	0	15
Kenny Gabriel, F	4-10	1-5	2-4	6	3	11	0	2	2	2	34
Rob Chubb, C	6-8	0-0	0-0	6	3	12	0	2	1	0	28
Varez Ward, G	2-4	2-4	3-7	2	2	9	3	3	2	1	26
Frankie Sullivan, G	3-15	0-7	1-2	6	2	7	3	1	0	0	36
Chris Denson	4-7	0-0	0-0	2	2	8	0	2	0	0	21
Josh Wallace	4-5	0-0	3-4	0	3	11	4	2	0	4	27
Adrian Forbes	0-0	0-0	0-0	0	0	0	0	0	0	0	1
Willy Kouassi	0-1	0-0	1-2	3	2	1	1	0	1	0	12
Team				1							
Totals	23-50	3-16	10-19	26	18	59	11	14	6	2	200

FG%: 1st Half 14-23 .609, 2nd Half 9-27 .333, Game 23-50 .460;
3FG%: 1st Half 2-7 .286, 2nd Half 1-9 .111, Game 3-16 .188;
FT%: 1st Half 1-2 .500, 2nd Half 9-17 .529, Game 10-19 .526;
Deadball Rebounds: 5.

Seton Hall	FG	3FG	FT	R	F	TP	A	T	B	S	M
Herb Pope, F	10-19	0-2	3-3	12	1	23	2	2	3	3	31
Fuquan Edwin, F	6-10	2-3	0-0	9	3	14	2	1	1	0	34
Patrik Auda, F	4-6	2-3	7-7	5	4	17	0	0	0	3	26
Jordan Theodore, G	0-6	0-3	3-4	5	3	10	2	0	3	3	35
Aaron Cosby, G	4-11	4-9	1-2	4	0	13	3	1	1	1	33
Sean Grennan	0-0	0-0	0-0	0	0	0	1	0	0	0	2
Haralds Karlis	3-5	2-4	0-0	1	1	8	1	0	0	0	21
Freddie Wilson	1-2	0-0	0-0	1	0	2	0	1	0	0	5
John Snow	0-0	0-0	0-0	1	0	0	0	0	0	0	1
Pete Dill	0-0	0-0	0-0	0	1	0	0	0	0	0	2
Aaron Geramipoor	0-1	0-0	1-3	2	4	1	0	1	0	0	10
Team				1		2					
Totals	28-60	10-24	15-19	40	18	81	18	11	5	10	200

FG%: 1st Half 15-34 .441, 2nd Half 13-26 .500, Game 28-60 .467;
3FG%: 1st Half 6-14 .429, 2nd Half 4-10 .400, Game 10-24 .417;
FT%: 1st Half 2-5 .400, 2nd Half 13-14 .929, Game 15-19 .789;
Deadball Rebounds: 1.

SCORE BY PERIODS	1	2	F	
Auburn (4-1)	31	28	--	59
Seton Hall (6-1)	38	43	--	81

OFFICIALS--James Breeding, Roger Ayers, Mike Stuart
TECHNICAL FOULS--None
ATTENDANCE--6,591

• Game 6 •

Auburn 52, South Florida 40
December 14, 2011
Auburn Arena
Auburn, Ala.

Frankie Sullivan and Chris Denson each scored 12 points as Auburn defeated South Florida 52-40 in Auburn Arena after an 11-day layoff to improve to 5-1 for its best start in seven years. Varez Ward added 11 points and six rebounds while Kenny Gabriel had seven points, a team-best eight rebounds and three steals. Auburn held USF to 40 points, the fewest for an opponent since Alabama A&M scored 40 on Dec. 29, 2008. The Tigers set season-high marks for free throws made by going 15-of-18 for 83.3 percent. Ward connected on Auburn's first 3-pointer of the night with 1:36 to go in the opening half as the Tigers pulled within one. Sullivan's layup was sandwiched by a pair of blocks by Willy Kouassi as Auburn took its first lead, 21-20 at the half. The Tigers did not trail again. Auburn bridged a 13-2 run over the last minute of the first half through the break to take a 29-22 lead. The Tigers then opened their lead to 37-29 on a layup by Sullivan with 11:16 remaining. Sullivan's first trey, followed by a floater from Denson, capped a 14-3 run and gave Auburn a 45-32 advantage with 6:47 to go. South Florida scored the first seven points of the game, but the Bulls then went more than eight minutes without a basket as Auburn closed to within 9-8. Augustus Gilchrist scored 10 of South Florida's first 15 points as the Bulls held a 15-10 lead. Gilchrist, who was the lone Bull in double figures, didn't score again after the 6:04 mark of the first half.

South Florida	FG	3FG	FT	R	F	TP	A	T	B	S	M
Augustus Gilchrist, F	5-10	0-2	0-1	5	1	10	0	2	0	0	37
Toarlyn Fitzpatrick, F	2-8	0-3	2-2	5	4	6	0	4	0	0	24
Anthony Collins, G	2-4	1-2	2-4	2	4	7	2	5	1	3	34
Shaun Noriega, G	1-5	1-3	2-2	0	1	5	0	0	0	0	24
Hugh Robertson, G	1-3	0-1	2-2	7	1	4	3	0	0	1	29
Ron Anderson Jr	0-1	0-0	0-5	1	2	0	1	2	1	0	14
Victor Rudd Jr.	0-4	0-3	0-0	0	2	0	0	1	0	1	22
Blake Nash	3-7	2-4	0-0	3	1	8	0	0	0	1	16
Mike McCloskey	0-0	0-0	0-0	0	0	0	0	0	0	0	0+
Team				3							
Totals	14-42	4-18	8-16	26	16	40	6	14	2	6	200

FG%: 1st Half 9-23 .391, 2nd Half 5-19 .263, Game 14-42 .333;
3FG%: 1st Half 2-10 .200, 2nd Half 2-8 .250, Game 4-18 .222;
FT%: 1st Half 0-3 .000, 2nd Half 8-13 .615, Game 8-16 .500;
Deadball Rebounds: 3.

Auburn	FG	3FG	FT	R	F	TP	A	T	B	S	M
Allen Payne, F	0-0	0-0	0-0	0	1	0	0	1	0	1	9
Kenny Gabriel, F	2-7	1-2	2-2	8	4	7	1	1	2	3	25
Rob Chubb, C	3-5	0-0	0-0	6	3	6	4	5	0	0	24
Chris Denson, G	5-9	0-2	2-3	3	0	12	0	1	3	3	34
Josh Wallace, G	0-1	0-0	0-0	3	3	0	3	2	0	0	18
Varez Ward	2-10	1-6	6-7	6	1	11	2	3	0	0	32
Frankie Sullivan	4-8	1-4	3-4	4	2	12	1	0	0	0	27
Adrian Forbes	1-1	0-0	2-2	3	0	4	0	0	0	0	16
Willy Kouassi	0-0	0-0	0-0	1	2	0	0	2	2	0	15
Team				0							
Totals	17-41	3-14	15-18	34	16	52	11	14	5	7	200

FG%: 1st Half 8-22 .364, 2nd Half 9-19 .474, Game 17-41 .415;
3FG%: 1st Half 1-6 .167, 2nd Half 2-8 .250, Game 3-14 .214;
FT%: 1st Half 4-4 1.000, 2nd Half 11-14 .786, Game 15-18 .833;
Deadball Rebounds: 0.

SCORE BY PERIODS	1	2	F	
South Florida (6-5)	20	20	--	40
Auburn (5-1)	21	31	--	52

OFFICIALS--Doug Sirmons, Jamie Luckie, Karl Hess
TECHNICAL FOULS--None
ATTENDANCE--4,436

• Game 7 •

Auburn 84, North Florida 71
December 17, 2011
Auburn Arena
Auburn, Ala.

Varez Ward scored 17 points and Kenny Gabriel recorded the first double-double of the season with 15 points and a career-high 13 rebounds as Auburn defeated North Florida 84-71 for its best start in eight years. Chris Denson's 14 points and Frankie Sullivan's 13 made it four Tigers in double-figures while Rob Chubb set a career high with 12 rebounds to go along with nine points. Sullivan was fouled on a 3-point attempt and sank all three free throws with 2:33 left to extend the Tigers' lead to 76-69. Ward then tacked on three free throws over two possessions as Auburn claimed its first double-digit lead of the game. Josh Langford converted a three-point play for an 84-71 lead with less than a minute to go that capped a 13-2 Auburn run. Auburn sank 8-of-9 free throws in the final 2:33 to solidify the win as it improved to 6-1 for the first time since the 2003-04 season. The Tigers shot 67 percent (12-of-18) from the floor after halftime. Auburn and UNF traded 3-pointers with 11 minutes left in the first half to knot the game at 20. The Ospreys took a 34-31 lead on a 3-pointer by Jerron Granberry with 2:39 to go before the half - their first lead since an early 6-4 advantage. The Tigers used a 6-0 mini-run over the final 1:30 of the first half to take a 39-36 lead into halftime. Langford's first basket of the season was Auburn's first basket in more than four minutes, and it gave the Tigers a 47-43 lead with 14 minutes left. Three times Auburn was able to widen its lead to nine points, and each time North Florida fought back before the Tigers were finally able to pull away.

North Florida	FG	3FG	FT	R	F	TP	A	T	B	S	M
Charles McRoy, F	3-5	1-3	0-0	3	1	7	0	1	0	1	23
Andy Diaz, F	4-7	0-0	3-9	4	11	5	0	5	0	0	23
David Jeune, F	3-4	1-1	1-2	3	3	8	1	0	1	0	18
Will Wilson, G	0-3	0-1	0-0	0	4	0	4	2	0	1	19
Jerron Granberry, G	3-7	3-4	0-0	4	5	9	1	0	0	1	26
Travis Wallace	6-8	0-0	1-4	7	3	13	1	1	1	0	20
Parker Smith	2-8	2-6	3-4	2	2	9	0	3	0	3	20
Jimmy Williams	1-5	0-2	2-4	7	3	4	9	3	0	0	21
Matt Saucy	1-2	0-0	0-0	1	5	2	1	1	3	0	18
Fred Landers	3-5	1-1	1-2	2	0	8	0	0	0	0	12
Team				1							
Totals	26-54	8-18	11-25	30	30	71	17	16	4	7	200

FG%: 1st Half 13-29 .448, 2nd Half 13-25 .520, Game 26-54 .481;
3FG%: 1st Half 5-11 .455, 2nd Half 3-7 .429, Game 8-18 .444;
FT%: 1st Half 5-10 .500, 2nd Half 6-15 .400, Game 11-25 .440;
Deadball Rebounds: 7.

Auburn	FG	3FG	FT	R	F	TP	A	T	B	S	M
Kenny Gabriel, F	5-8	0-1	5-11	13	4	15	3	3	2	2	30
Rob Chubb, C	4-12	0-0	1-2	12	4	9	2	2	2	0	23
Varez Ward, G	4-9	2-5	7-10	2	1	17	2	2	1	2	34
Chris Denson, G	3-5	0-0	8-11	2	2	14	0	4	0	2	32
Frankie Sullivan, G	4-6	2-4	3-3	2	4	13	5	1	1	0	37
Josh Langford	3-3	0-0	1-1	1	4	7	0	1	0	0	12
Josh Wallace	2-5	0-0	0-1	1	1	4	0	1	0	3	14
Adrian Forbes	1-1	0-0	3-4	2	3	5	0	1	0	0	13
Willy Kouassi	0-3	0-0	0-0	2	3	0	0	0	0	0	5
Team				2							
Totals	26-52	4-10	28-43	39	26	84	12	15	6	9	200

FG%: 1st Half 14-34 .412, 2nd Half 12-18 .667, Game 26-52 .500;
3FG%: 1st Half 1-6 .167, 2nd Half 3-4 .750, Game 4-10 .400;
FT%: 1st Half 10-13 .769, 2nd Half 18-30 .600, Game 28-43 .651;
Deadball Rebounds: 7.

SCORE BY PERIODS	1	2	F	
North Florida (5-6)	36	35	--	71
Auburn (6-1)	39	45	--	84

OFFICIALS--Antinio Petty, Pat Adams, Nathan Quick
TECHNICAL FOULS--None
ATTENDANCE--5,194

• Game 8 •

Auburn 76, Florida A&M 69
December 19, 2011
Auburn Arena
Auburn, Ala.

Rob Chubb tied a career high with 21 points and Frankie Sullivan had 16 points and a career-high nine rebounds to lead Auburn to a 76-69 victory over Florida A&M at Auburn Arena. Chris Denson added 12 points and Kenny Gabriel had his second straight game of a career-high 13 boards with a career-high seven blocks. Auburn continued its best start in eight years at 7-1. After Florida A&M sliced the lead down to four, Auburn used a 14-1 run to pull away with a 66-49 edge with 5:26 left. The Rattlers held a 5-4 lead early, but Auburn quickly took the lead for good on a layup by Josh Langford. Back-to-back 3-pointers by Sullivan gave the Tigers a 28-17 lead with less than seven minutes to go in the first half. Two free throws by Chubb, who was 9-of-10 from the foul line, capped a 10-2 run to give Auburn a 32-19 lead with 5:50 remaining. The Rattlers scored six straight points to only trail 38-32 at halftime. Avery Moore led Florida A&M with 24 points, and the Rattler bench outscored its starters, 37-32.

Florida A&M	FG	3FG	FT	R	F	TP	A	T	B	S	M
Yannick Crowder,F 5-12	0-0	0-0	3-6	11	4	13	0	2	4	2	35
Jeffrey Neal, C	0-0	0-0	0-0	0	0	0	0	0	0	0	0
Reggie Lewis, G	3-10	1-4	2-2	4	4	9	1	4	0	0	24
D'Andre Bullard,G 2-7	1-1	0-0	5	2	5	2	4	0	3	25	
Brandon Hosely,G 1-5	1-3	2-4	1	3	5	4	2	0	2	24	
Avery Moore	7-18	3-8	7-7	2	0	24	2	3	0	2	29
Jeffrey Kennings	0-2	0-1	1-3	0	3	1	1	0	0	0	8
Markee Teal	2-4	0-1	0-0	2	4	4	0	0	0	0	13
Jeremy Dean	1-2	0-0	2-6	4	4	2	3	0	0	0	26
Nathaniel Drayton 2-4	0-0	0-0	3	3	4	0	2	0	0	0	16
Team				5							
Totals	23-64	6-18	17-28	39	27	69	1220	4	9	200	

FG%: 1st Half 12-33 .364, 2nd Half 11-31 .355, Game 23-64 .359; 3FG%: 1st Half 1-8 .125, 2nd Half 5-10 .500, Game 6-18 .333; FT%: 1st Half 7-13 .538, 2nd Half 10-15 .667, Game 17-28 .607; Deadball Rebounds: 6.

Auburn	FG	3FG	FT	R	F	TP	A	T	B	S	M
Kenny Gabriel, F	3-11	0-3	2-2	13	4	8	4	7	7	0	33
Rob Chubb, C	6-11	0-0	9-10	4	4	21	1	2	1	0	25
Varez Ward, G	1-7	0-2	2-6	7	4	4	4	6	0	1	27
Chris Denson, G	3-8	0-2	6-7	1	1	12	0	2	0	1	31
Frankie Sullivan,G 5-9	3-6	3-5	9	3	16	3	1	1	2	35	
Josh Langford	2-3	0-1	3-3	3	4	7	1	1	0	0	12
Cedrick McAfee	0-2	0-1	0-0	1	0	0	0	0	0	0	5
Josh Wallace	1-2	0-1	0-1	0	0	2	1	1	0	0	13
Adrian Forbes	2-3	0-0	0-0	5	1	4	0	1	0	0	13
Willy Kouassi	1-1	0-0	0-0	2	0	2	0	0	0	0	6
Team				2							
Totals	24-57	3-16	25-34	45	21	76	1421	9	4	200	

FG%: 1st Half 12-34 .353, 2nd Half 12-23 .522, Game 24-57 .421; 3FG%: 1st Half 3-13 .231, 2nd Half 0-3 .000, Game 3-16 .188; FT%: 1st Half 11-16 .688, 2nd Half 14-18 .778, Game 25-34 .735; Deadball Rebounds: 4.

SCORE BY PERIODS	1	2	F	
Florida A&M (2-10, 0-1 MEAC)	32	37	--	69
Auburn (7-1)	38	38	--	76

OFFICIALS--Anthony Jordan, Rick Hartzell, Willi CJ Washington
TECHNICAL FOULS--None
ATTENDANCE--x,xxx

• Game 9 •

Auburn 65, Hawaii 62
December 22, 2011 • First Round
Hawaiian Airlines Diamond Head Classic
Stan Sheriff Center • Honolulu, Hawaii

A Rob Chubb dunk on a fast break pass from Varez Ward with 3.9 seconds left put Auburn back in front as the Tigers defeated Hawaii 65-62 in the Diamond Head Classic first round in the Stan Sheriff Center. The Rainbow Warriors had taken their first lead of the game five seconds earlier. Frankie Sullivan led Auburn with 17 points, seven rebounds and six assists while Chubb added 14 points, 10 in the second half, and Kenny Gabriel had 13 points and nine rebounds. It is the Tigers' best start at 8-1 since the 1999-2000 season when they began 16-1. Vander Joaquim gave Hawaii its first lead of the game at 62-61 on a shot near the basket with 8.6 seconds left. After Auburn's last time out, Ward broke the press and found Chubb open on the elbow. Chubb then slammed home the game winning bucket with 3.9 seconds left. Chris Denson stole Hawaii's inbounds pass, was fouled and made two free throws to seal the win with two seconds left. Hawaii tied it for the first time at 43-43, but Auburn answered with an 8-1 run to take a 51-44 lead with 8:33 to go. Chubb scored six straight points for the Tigers and Gabriel made a pair of free throws and a 12-foot bank shot to give Auburn a 59-51 lead 2:32 remaining. Auburn jumped out to a quick 9-2 lead and Sullivan nailed a corner 3-pointer and Denson had a driving layup to close out a 15-5 Auburn run for a 24-13 Tiger lead with 7:41 left in the first half. Hawaii responded with a 10-0 run of its own to close to within 24-23 with 5:07 left on a Zane Johnson 3-pointer. Auburn pulled back ahead with six straight points that included a Kenny Gabriel 3-pointer and a Frankie Sullivan twisting reverse layup as the Tigers held a 35-29 halftime lead. Johnson led Hawaii with 18 points on 4-of-10 three-point shooting.

Auburn	FG	3FG	FT	R	F	TP	A	T	B	S	M
Kenny Gabriel, F	5-11	1-3	2-3	9	4	13	2	0	1	0	35
Rob Chubb, C	7-13	0-1	0-0	2	4	14	0	1	0	1	23
Varez Ward, G	2-5	1-3	1-2	1	1	6	3	4	0	0	34
Chris Denson, G	3-7	1-5	2-2	1	1	9	0	2	0	0	32
Frankie Sullivan,G 6-12	3-7	2-4	7	3	17	6	2	1	2	34	
Josh Langford	3-5	0-0	0-0	2	1	6	2	2	0	1	14
Josh Wallace	0-0	0-0	0-0	1	0	0	0	1	0	1	8
Adrian Forbes	0-0	0-0	0-0	2	4	0	1	0	0	1	9
Willy Kouassi	0-1	0-0	0-0	3	3	0	0	1	0	1	11
Team				2							
Totals	26-54	6-19	7-11	30	21	65	1413	2	7	200	

FG%: 1st Half 15-31 .484, 2nd Half 11-23 .478, Game 26-54 .481; 3FG%: 1st Half 4-11 .364, 2nd Half 2-8 .250, Game 6-19 .316; FT%: 1st Half 1-2 .500, 2nd Half 6-9 .667, Game 7-11 .636; Deadball Rebounds: 2.

Hawaii	FG	3FG	FT	R	F	TP	A	T	B	S	M
Kenny Gabriel, F	3-11	0-3	2-2	13	4	8	4	7	7	0	33
Jeremiah Ostrowski,F 0-1	0-1	0-0	0	1	0	3	0	0	2	20	
Trevor Wiseman,F 2-6	1-2	3-3	6	4	8	3	5	0	1	27	
Vander Joaquim,C 4-9	0-0	2-5	9	2	10	0	1	0	1	34	
Zane Johnson, G	6-15	4-10	2-2	6	2	18	0	4	0	2	33
Shaquille Stokes,G 3-8	0-3	1-2	3	2	7	2	2	0	1	24	
Bobby Miles	0-0	0-0	0-0	0	1	0	1	2	0	0	13
Garrett Jefferson	2-2	0-0	2-2	0	3	6	0	0	0	0	10
Joston Thomas	5-7	0-0	2-7	3	1	12	0	1	0	1	23
Davis Rozitis	0-1	0-0	1-2	2	2	1	0	0	0	0	6
Hauns Brereton	0-2	0-1	0-0	1	0	0	1	0	0	0	10
Team				4							
Totals	22-51	5-17	13-23	34	18	62	1015	0	8	200	

FG%: 1st Half 11-27 .407, 2nd Half 11-24 .458, Game 22-51 .431; 3FG%: 1st Half 2-10 .200, 2nd Half 3-7 .429, Game 5-17 .294; FT%: 1st Half 5-12 .417, 2nd Half 8-11 .727, Game 13-23 .565; Deadball Rebounds: 5.

SCORE BY PERIODS	1	2	F	
Auburn (8-1)	35	30	--	65
Hawaii (5-5)	29	33	--	62

OFFICIALS--Mike Thibodeaux, Winston Stith, Michael Greenstein
TECHNICAL FOULS--None
ATTENDANCE--8,147

• Game 10 •

Long Beach State 64, Auburn 43
December 23, 2011 • Semifinals
Hawaiian Airlines Diamond Head Classic
Stan Sheriff Center • Honolulu, Hawaii

Larry Anderson scored 16 points and Eugene Phelps and Casper Ware had 13 each to lead Long Beach State to a 64-43 victory over Auburn in the Hawaiian Airlines Diamond Head Classic semifinals on Friday. Frankie Sullivan led the Tigers with a season-high tying 22 points on a career-high tying 6-of-9 3-pointers. Long Beach State scored 10 straight points and held Auburn scoreless for almost six minutes as the 49ers pulled out to a 19-8 lead with 8:16 left in the first. The Tigers went 7:28 without a field goal to fall behind by as much as 13 points in the opening period. Sullivan scored the Tigers first eight points and 14 of their first 18 to keep Auburn in it. Adrian Forbes made the first Auburn non-Sullivan basket with a tip-in at 1:29 left to make it 29-20 Long Beach. Sullivan finished the first half 5-of-10 from the field while the rest of the Tigers were 1-of-16. The 49ers went the final 5:03 without a field goal but used six free throws to go into the half with a 32-22 edge. Long Beach led by as much as 15 early in the second half, but Auburn had a 9-2 run to get to within 41-33 with 14 minutes to go. Long Beach used a 16-0 run that had a pair of Casper Ware 3-pointers to take a 62-38 lead with 3:30 to play as the Tigers had another long dry spell of 9:06 during the stretch. The Tigers shot a season-low 26.3 percent from the field and had a season-low in points.

Long Beach State	FG	3FG	FT	R	F	TP	A	T	B	S	M
Eugene Phelps, F	5-8	0-0	3-4	8	1	13	0	1	1	1	28
T.J. Robinson, F	2-7	0-0	2-2	9	0	6	1	4	0	3	28
James Ennis, G	1-5	1-3	3-4	6	3	6	2	2	2	1	24
Larry Anderson,G 5-6	2-2	4-5	3	2	16	0	4	0	1	32	
Casper Ware, G	2-10	2-8	7-9	2	3	13	3	3	0	1	34
Mike Caffey	3-3	0-0	0-1	4	0	6	2	2	0	1	22
Corey Jackson	0-0	0-0	0-0	0	0	0	0	0	0	0	4
Edis Dervisevic	2-5	0-1	0-0	5	1	4	0	0	0	0	17
Mike Vantrimpont 0-1	0-0	0-0	0	2	0	0	0	0	0	0	2
Sean Starkey	0-1	0-1	0-0	0	0	0	0	0	0	0	4
Nick Shepherd	0-1	0-0	0-0	2	0	0	0	0	0	0	5
Team				2							
Totals	20-47	5-15	19-25	43	10	64	8	17	3	8	200

FG%: 1st Half 10-20 .500, 2nd Half 10-27 .370, Game 20-47 .426; 3FG%: 1st Half 2-5 .400, 2nd Half 3-10 .300, Game 5-15 .333; FT%: 1st Half 10-13 .769, 2nd Half 9-12 .750, Game 19-25 .760; Deadball Rebounds: 5.

Auburn	FG	3FG	FT	R	F	TP	A	T	B	S	M
Kenny Gabriel, F	2-11	1-6	2-2	2	4	7	0	0	0	1	22
Rob Chubb, C	1-8	0-0	2-2	1	5	4	1	2	1	0	14
Josh Langford, G	1-2	0-1	0-0	2	0	2	3	0	0	1	23
Varez Ward, G	1-7	0-2	2-2	1	0	4	1	5	0	2	29
Frankie Sullivan,G 8-16	6-9	0-0	6	1	22	0	1	0	3	34	
Chris Denson	0-1	0-0	0	1	0	1	0	0	0	0	5
Cedrick McAfee	0-3	0-1	0-0	1	0	1	0	0	0	0	12
Josh Wallace	0-0	0-0	0-0	0	0	0	0	0	0	0	3
Tony Neysmith	0-3	0-0	0-0	2	0	0	0	0	0	0	11
Noel Johnson	1-4	0-2	0	1	2	1	1	0	1	0	16
Adrian Forbes	1-2	0-0	0-0	3	4	2	0	1	0	0	18
Willy Kouassi	0-0	0-0	0-0	2	2	0	0	1	1	0	13
Team				1							
Totals	15-57	7-21	6-6	25	19	43	6	13	2	9	200

FG%: 1st Half 6-26 .231, 2nd Half 9-31 .290, Game 15-57 .263; 3FG%: 1st Half 4-12 .333, 2nd Half 3-9 .333, Game 7-21 .333; FT%: 1st Half 6-6 1.000, 2nd Half 0-0 .000, Game 6-6 1.000; Deadball Rebounds: 2.

SCORE BY PERIODS	1	2	F	
Long Beach State (7-5)	32	32	--	64
Auburn (8-2)	22	21	--	43

OFFICIALS--J.B. Caldwell, Terry Moore, Jon Stigliano
TECHNICAL FOULS--None
ATTENDANCE--6,836

• Game 11 •

UTEP 83, Auburn 76

December 25, 2011 • 3rd Place Game
Hawaiian Airlines Diamond Head Classic
Stan Sheriff Center • Honolulu, Hawaii

Kenny Gabriel scored a career-high 24 points, 19 in the second half, and Varez Ward added 18 but it wasn't enough as UTEP defeated Auburn 83-76 in the Hawaiian Airlines Diamond Head Classic third place game. Josh Langford added a career-high 16 for the Tigers. UTEP shot a torrid 65 percent from the field in the second half, including 71.4 percent (5-of-7) from 3-point range. John Bohannon had 20 points and nine rebounds to lead five Miners in double figures. Michael Perez added 18 points on 4-of-6 three-pointers while Jacques Streeter added 12 and Gabriel McCulley and Cedrick Lane had 10 each. UTEP had an 8-2 run to push its lead out to 68-61 with 4:09 left on a John Bohannon conventional 3-point play. The Miners extended it to as much as 11 points at 82-71 with 21 seconds left before holding off the Tigers for the win. Auburn bridged both halves with a 13-5 run to take its first lead since the midway point of first half at 44-42 on a Gabriel dunk with 15:18 remaining. Gabriel scored nine of the Tigers' first 12 points of the second half. UTEP had an 8-0 run to regain the lead at 54-50 with 8:31 to play. Auburn trailed 22-19 with 8:47, but UTEP scored seven straight points to take a 31-23 lead with five minutes left in the half. Langford's 11 first half points and Ward's 10 kept the Tigers in it. UTEP led 37-31 at the half. The game had nine lead changes and six ties while UTEP shot 53.1 percent from the field for the game, including a torrid 65 percent in the second half. The Miners shot 69 percent from 3-point range on 9-of-13 treys, including 5-of-7 in the second half.

UTEP	FG	3FG	FT	R	F	TP	A	T	B	S	M
Gabriel McCulley,F	2-3	1-1	5-7	2	4	10	3	1	0	1	22
Julian Washburn,F	3-11	0-0	0-0	1	6	1	3	2	0	3	37
John Bohannon,C	6-9	0-0	8-9	9	1	20	3	1	0	2	32
Michael Perez,G	4-9	4-6	6-8	2	3	18	2	1	0	0	36
Jacques Streeter,G	4-6	3-4	1-2	3	5	12	5	3	0	1	38
C.J. Cooper	2-4	1-2	2-2	0	1	7	1	0	0	0	9
Cedrick Lang	5-7	0-0	0-1	6	3	10	1	2	1	0	26
D'Von Campbell	0-0	0-0	0-0	0	0	0	0	0	0	0	0+
Team			3								
Totals	26-49	9-13	22-29	25	18	83	1611	3	4	200	

FG%: 1st Half 13-29 .448, 2nd Half 13-20 .650, Game 26-49 .531; 3FG%: 1st Half 4-6 .667, 2nd Half 5-7 .714, Game 9-13 .692; FT%: 1st Half 7-10 .700, 2nd Half 15-19 .789, Game 22-29 .759; Deadball Rebounds: 2.

Auburn	FG	3FG	FT	R	F	TP	A	T	B	S	M
Kenny Gabriel, F	10-14	3-4	1-1	8	3	24	4	4	2	2	37
Rob Chubb, C	0-6	0-0	0-0	3	2	0	2	0	2	2	28
Josh Langford, G	6-10	1-3	3-5	3	16	0	2	0	0	21	
Varez Ward, G	4-8	0-3	10-12	3	2	18	6	3	0	0	32
Frankie Sullivan,G	2-5	1-4	2-2	2	5	7	1	2	0	0	31
Chris Denson	2-4	2-3	3-4	3	4	9	0	0	0	0	19
Cedrick McAfee	0-1	0-1	0-0	0	1	0	0	0	0	0	2
Josh Wallace	0-0	0-0	0-0	1	0	2	0	0	1	8	
Noel Johnson	0-6	0-3	0-0	3	1	0	1	1	0	0	10
Adrian Forbes	0-0	0-0	0-0	0	0	0	0	0	2	0	5
Willy Kouassi	1-1	0-0	0-0	1	2	0	1	0	0	7	
Team			7								
Totals	25-55	7-21	19-24	33	23	76	1415	4	5	200	

FG%: 1st Half 12-29 .414, 2nd Half 13-26 .500, Game 25-55 .455; 3FG%: 1st Half 2-9 .222, 2nd Half 5-12 .417, Game 7-21 .333; FT%: 1st Half 5-7 .714, 2nd Half 14-17 .824, Game 19-24 .792; Deadball Rebounds: 5.

SCORE BY PERIODS	1	2	F
UTEP (6-6)	37	46	-- 83
Auburn (8-3)	31	45	-- 76

OFFICIALS--J.B. Caldwell, Darron George, Winston Stith
TECHNICAL FOULS--None
ATTENDANCE--6,270

• Game 12 •

Auburn 78, Georgia Southern 75

December 30, 2011
Auburn Arena
Auburn, Ala.

Auburn erased a 14-point deficit behind a career-high tying 21 points from Rob Chubb and Chris Denson's season-high 19 to defeat Georgia Southern 78-75 in Auburn Arena. The Tigers outscored the Eagles 29-16 in the final 10 minutes of the game. Auburn, which shot 59.3 percent in the second half, trailed 59-49 with 9:55 left. Denson scored five straight points, including a corner 3-pointer to put the Tigers ahead for good at 71-69 with 2:24 left. It was Auburn's first lead since 15-14 with 12:17 left in the opening period. Chubb's baby hook in the lane with 44 seconds left gave the Tigers a 74-71 lead and Frankie Sullivan split a pair of free throws for a four-point cushion with 12 seconds to go. The Eagles' Willie Powers, who finished with a game-high 23 points, scored on a layup six seconds later. Sullivan split another pair of foul shots, and Georgia Southern's Ben Drayton made two free throws to make it 76-75 Auburn with three seconds left after the Tigers elected to foul. Denson sealed it with two more free throws with 1.6 seconds remaining for the final margin as Georgia Southern missed a layup at the buzzer. Georgia Southern shot 64 percent from the field in the first half as it went on an 18-4 run to take its largest lead at 35-21 with 3:40 left. Auburn ended the half on a 9-4 run to keep it close as the Tigers were down 39-30 at intermission. Auburn bridged together a 22-10 run over both halves to close to within 47-45 with 14:18 remaining, but Powers went on an 8-0 run all by himself in 60 seconds to put Georgia Southern back up 57-47.

Georgia Southern	FG	3FG	FT	R	F	TP	A	T	B	S	M
Marvin Baynham,F	1-1	0-0	0-0	4	1	2	1	2	0	0	15
Ben Drayton III,G	5-11	0-2	2-2	0	1	12	1	1	0	3	37
Eric Ferguson, G	7-11	0-0	6-8	6	5	20	1	4	0	1	25
Jelani Hewitt, G	1-4	1-4	2-2	5	3	5	2	1	0	1	25
Willie Powers III,G	9-12	2-3	3-4	3	4	23	5	0	0	1	36
Jessie Pernel	1-3	0-1	0-0	0	1	2	1	1	0	1	7
Tre Bussey	2-5	1-2	0-0	1	1	5	0	1	0	0	15
Chad Waddell	0-0	0-0	0-0	0	0	0	0	0	0	0	0+
Tyrone Brown	1-2	0-0	0-0	1	2	0	1	0	0	15	
Cameron Baskerville	2-4	0-1	0-1	3	4	4	0	0	0	0	21
Kameron Dunican	0-0	0-0	0-0	0	1	0	0	0	0	0	4
Team			2								
Totals	29-53	4-13	13-17	24	22	75	1111	0	7	200	

FG%: 1st Half 16-25 .640, 2nd Half 13-28 .464, Game 29-53 .547; 3FG%: 1st Half 2-4 .500, 2nd Half 2-9 .222, Game 4-13 .308; FT%: 1st Half 5-7 .714, 2nd Half 8-10 .800, Game 13-17 .765; Deadball Rebounds: 1.

Auburn	FG	3FG	FT	R	F	TP	A	T	B	S	M
Kenny Gabriel, F	5-8	2-3	0-0	5	2	12	0	1	0	1	34
Rob Chubb, C	8-12	0-0	5-6	3	1	21	0	2	0	31	
Josh Langford, G	4-6	1-2	0-0	6	2	9	2	3	0	2	17
Varez Ward, G	6-10	1-4	0-1	5	3	13	4	4	0	0	33
Frankie Sullivan,G	0-6	0-1	2-4	4	2	3	1	0	0	24	
Allen Payne	0-0	0-0	0-0	1	1	0	0	0	0	4	
Chris Denson	4-6	1-2	10-12	2	19	5	1	0	0	27	
Josh Wallace	0-0	0-0	0-0	1	0	1	0	0	0	7	
Tony Neysmith	0-0	0-0	0-0	1	0	3	1	0	0	8	
Noel Johnson	0-1	0-1	0-0	0	0	0	1	0	0	4	
Adrian Forbes	0-0	0-0	0-0	0	0	0	0	0	0	4	
Willy Kouassi	1-2	0-0	0-0	2	0	2	0	0	0	7	
Team			0								
Totals	28-51	5-13	17-23	28	16	78	2012	2	3	200	

FG%: 1st Half 12-24 .500, 2nd Half 16-27 .593, Game 28-51 .549; 3FG%: 1st Half 1-5 .200, 2nd Half 4-8 .500, Game 5-13 .385; FT%: 1st Half 5-7 .714, 2nd Half 12-16 .750, Game 17-23 .739; Deadball Rebounds: 4.

SCORE BY PERIODS	1	2	F
Georgia Southern (3-8, 2-0 SoCon)	39	36	-- 75
Auburn (9-3)	30	48	-- 78

OFFICIALS--Joe Lindsay, Karl Hess, Brian Shey
TECHNICAL FOULS--None
ATTENDANCE--6,061

• Game 13 •

Auburn 67, Bethune-Cookman 41

January 2, 2012
Auburn Arena
Auburn, Ala.

Kenny Gabriel recorded the first triple-double in the 106-year history of Auburn basketball with all career-highs of 24 points, 13 rebounds and 10 blocks as Auburn defeated Bethune-Cookman 67-41 in Auburn Arena. Gabriel, who shot 11-of-13 from the floor, totaled 8 points, 8 blocks and 5 rebounds in the first half before finishing the feat with 7:42 left in the game. He added 4 steals and 3 assists. The triple-double was the first in Auburn's 2,322 all-time games played. Varez Ward had a career-high 10 assists as Auburn posted its largest margin of victory of 26 points this season. With the victory, Auburn improved to 10-3 on the season, and it didn't win its 10th game last season until March 2 vs. Ole Miss in its 29th game. Auburn used a 16-4 run to take its largest lead of the first half at 32-16 on a 3-pointer by Frankie Sullivan with two minutes remaining. After holding a 34-19 halftime lead, the Tigers began the second half on a 12-5 run that included 10 points by Gabriel to stretch their lead to 46-24 with 15:36 to go. The Tigers widened their lead to 56-29 on a layup by Denson halfway through the second period. A free throw by Willy Kouassi gave Auburn its largest lead of the game at 63-33 with less than 5 minutes to go. Ricky Johnson led Bethune-Cookman with 17 points. Denson was Auburn's only other double-figure scorer with 10. Auburn shot 51.7 percent from the floor and the Tigers' defense held the Wildcats to only 23.7 percent shooting from the field, a season-low for an Auburn opponent.

Bethune-Cookman	FG	3FG	FT	R	F	TP	A	T	B	S	M
Garrison Holloman,F	4-10	1-2	0-0	5	2	9	1	1	0	1	22
Adrien Coleman,G	1-6	0-0	2-2	0	0	4	2	2	0	1	23
Anthony Breeze,G	2-9	0-0	2-2	1	2	6	1	3	0	0	26
Stanley Elliott, G	0-3	0-2	0-0	4	0	0	3	0	1	2	23
Ricky Johnson, G	6-12	5-8	0-1	1	17	1	3	0	1	23	
Brandon Stewart	0-0	0-0	0-0	2	0	0	0	0	0	0	6
Javoris Bryant	0-3	0-0	3-4	5	1	3	1	1	0	2	23
Marc Mack	1-8	0-1	0-0	5	1	2	0	1	0	0	18
Kevin Dukes	0-7	0-4	0-0	1	0	0	0	0	0	0	23
Raymoan McAfee	0-1	0-0	0-0	4	1	0	0	3	1	1	13
Team			6								
Totals	14-59	6-17	7-9	34	8	41	9	15	2	8	200

FG%: 1st Half 7-31 .226, 2nd Half 7-28 .250, Game 14-59 .237; 3FG%: 1st Half 3-9 .333, 2nd Half 3-8 .375, Game 6-17 .353; FT%: 1st Half 2-2 1.000, 2nd Half 5-7 .714, Game 7-9 .778; Deadball Rebounds: 1.

Auburn	FG	3FG	FT	R	F	TP	A	T	B	S	M
Kenny Gabriel, F	11-13	2-3	0-0	13	1	24	3	1	0	14	32
Noel Johnson, F	3-9	0-3	0-1	8	0	6	1	2	0	1	23
Rob Chubb, C	4-8	0-0	0-0	5	2	8	0	2	0	2	22
Varez Ward, G	0-5	0-2	0-0	4	1	0	10	2	0	2	22
Frankie Sullivan,G	3-4	1-1	2-3	5	2	9	3	4	0	2	25
Josh Langford	2-5	1-3	0-0	1	2	5	0	0	0	0	12
Chris Denson	5-10	0-1	0-1	2	0	10	1	0	0	1	20
Josh Wallace	0-0	0-0	0-0	0	2	0	2	0	0	0	18
T.J. Rice	0-1	0-0	0-0	1	0	0	0	0	0	1	2
Dylan Spencer	0-0	0-0	0-0	0	1	0	0	0	0	0	2
Adrian Forbes	0-1	0-0	0-0	1	0	0	0	0	0	0	4
Willy Kouassi	2-2	0-0	1-2	1	1	5	0	2	1	0	18
Team			1								
Totals	30-58	4-13	3-7	42	12	67	2014	11	11	200	

FG%: 1st Half 15-27 .556, 2nd Half 15-31 .484, Game 30-58 .517; 3FG%: 1st Half 2-4 .500, 2nd Half 2-9 .222, Game 4-13 .308; FT%: 1st Half 2-4 .500, 2nd Half 1-3 .333, Game 3-7 .429; Deadball Rebounds: 2.

SCORE BY PERIODS	1	2	F
Bethune-Cookman (4-11, 1-0 MEAC)	19	22	-- 41
Auburn (10-3)	34	33	-- 67

OFFICIALS--Ted Valentine, Ed Corbett, Tim Higgins
TECHNICAL FOULS--None
ATTENDANCE--4,207

• Game 14 •

Auburn 85, Florida State 56
January 4, 2012
Donald L. Tucker Center
Tallahassee, Fla.

Michael Snaer scored a game-high 22 points and Ian Miller added 14 points to lead Florida State to an 85-56 victory over Auburn in the Donald L. Tucker Center on Wednesday. Florida State went on a 20-0 run after Rob Chubb picked up his second foul less than three minutes into the game to take a 24-5 lead as the Tigers went scoreless for almost eight minutes. The Seminoles held the Tigers to 15.2 percent shooting from the field on 5-of-33 while shooting 63.3 percent to take a commanding 50-16 halftime lead. Auburn outscored Florida State in the second half 40-35. Florida State took its largest lead of the game of 37 points, at 80-43 with 3:57 to go. Chris Denson led the Tigers with 15 points and Kenny Gabriel added 10 points, seven rebounds and three blocks and two steals. Frankie Sullivan scored nine points but was only 3-of-16 shooting from the field. For the game, Auburn was outshot 53.7 percent to 32.3 percent from the field and was outrebounded 45-30.

Auburn	FG	3FG	FT	R	F	TP	A	T	B	S	M
Kenny Gabriel, F	4-6	2-2	0-0	7	2	10	0	4	3	2	30
Noel Johnson, F	0-4	0-2	0-0	1	0	0	1	3	0	0	17
Rob Chubb, C	3-5	0-0	0-0	2	5	6	0	0	1	0	17
Varez Ward, G	1-8	0-0	0-3	2	2	2	2	2	0	1	24
Frankie Sullivan, G	3-16	1-7	2-3	2	3	9	2	1	0	0	26
Josh Langford	0-3	0-1	2-2	1	2	2	0	0	0	0	8
Chris Denson	6-14	1-2	2-2	3	2	15	2	2	0	0	28
Josh Wallace	1-4	0-0	1-2	1	0	3	3	0	0	1	16
Adrian Forbes	1-1	0-0	1-2	2	1	3	0	1	0	0	16
Willy Kouassi	1-3	0-0	2-2	4	3	4	0	0	0	0	16
Team	5										
Totals	21-65	4-14	10-16	30	20	56	101	3	4	4	200

FG%: 1st Half 5-33 .152, 2nd Half 16-32 .500, Game 21-65 .323;
3FG%: 1st Half 1-9 .111, 2nd Half 3-5 .600, Game 4-14 .286;
FT%: 1st Half 5-10 .500, 2nd Half 5-6 .833, Game 10-16 .625;
Deadball Rebounds: 2.

Florida State	FG	3FG	FT	R	F	TP	A	T	B	S	M
Xavier Gibson, F	4-4	0-0	4-4	5	3	12	0	1	4	0	20
Bernard James, F	2-2	0-0	0-1	8	2	4	0	1	3	0	20
Luke Loucks, G	4-7	0-1	0-0	4	0	8	6	2	0	1	26
Deividas Dulkys, G	2-5	1-4	0-0	2	2	5	3	1	0	0	21
Michael Snaer, G	5-9	2-5	10-10	4	1	22	1	2	0	4	26
Okaro White	2-2	0-0	2-2	3	1	6	1	3	2	1	20
Jeff Peterson	2-3	0-0	1-3	0	3	5	0	3	0	0	13
Rafael Portuondo	0-0	0-0	0-0	0	1	0	0	0	0	0	1
Antwan Space	1-3	0-1	0-0	1	0	2	0	0	0	0	5
Ian Miller	4-11	2-5	5-6	2	2	15	1	2	0	2	20
Terry Whisnant	1-4	0-3	0-0	3	1	2	0	0	0	1	13
Joey Moreau	0-1	0-1	0-0	0	0	0	0	0	0	0	1
Jon Kreft	2-3	0-0	0-0	8	2	4	1	1	1	0	14
Team	5										
Totals	29-54	5-20	22-26	45	17	85	14	16	10	9	200

FG%: 1st Half 19-30 .633, 2nd Half 10-24 .417, Game 29-54 .537; 3FG%: 1st Half 4-10 .400, 2nd Half 1-10 .100, Game 5-20 .250; FT%: 1st Half 8-10 .800, 2nd Half 14-16 .875, Game 22-26 .846; Deadball Rebounds: 2.

SCORE BY PERIODS	1	2	F	
Auburn (10-4)	16	40	--	56
Florida State (9-5)	50	35	--	85

OFFICIALS--Roger Ayers, Tony Greene, Ron Groover
TECHNICAL FOULS--None
ATTENDANCE--7,967

• Game 15 •

Vanderbilt 65, Auburn 35
January 7, 2012
Memorial Gymnasium
Nashville, Tenn.

Michael John Jenkins scored 17 points, Jeffery Taylor 16 and Brad Tinsley 12 to lead Vanderbilt to a 65-35 victory over Auburn in the SEC opener for both teams in Memorial Gymnasium. The Commodores made 13-of-29 from 3-point range. After Varez Ward made a 3-pointer, Vanderbilt scored 10 straight points in 1:43 to take an 11-3 lead in the opening four minutes. The Commodores made their first five 3-point attempts and only missed one field goal of their first nine as they closed out an 8-0 run racing to a 24-9 lead almost halfway through the first half. Auburn scored six straight points to close to within 30-17 with seven minutes left but that is as close as the Tigers would get the rest of the way. Holding a 38-19 halftime lead, Vanderbilt scored the first five points of the second half en route to an 11-2 run to take a 49-21 lead with 16:20 to play. Vanderbilt outshot Auburn 44.9 percent to 27.3 percent from the field and 13-of-29 (.448) to 3-of-13 (.231) from 3-point range. The Tigers were also 2-of-10 from the foul line and were outrebounded 42-34. Auburn lost its fifth-straight SEC opener and eighth of its last nine while losing its sixth-straight game to Vanderbilt. The 35 points scored were the fewest since a 79-35 loss at No. 3 Kentucky on Jan. 5, 1951.

Auburn	FG	3FG	FT	R	F	TP	A	T	B	S	M
Kenny Gabriel, F	1-7	0-2	0-0	3	2	2	0	1	1	0	24
Rob Chubb, C	1-10	0-0	0-0	6	4	2	2	1	1	1	25
Varez Ward, G	2-7	1-4	1-4	1	1	6	2	2	0	0	30
Chris Denson, G	3-10	1-2	0-1	3	0	7	1	0	0	1	28
Frankie Sullivan, G	1-4	0-2	0-0	3	2	2	1	1	0	0	20
Josh Langford	2-2	1-1	0-1	0	1	5	0	0	0	0	7
Allen Payne	1-4	0-0	1-2	7	1	3	0	1	0	1	15
Josh Wallace	2-4	0-0	0-1	0	2	4	0	3	2	1	19
Noel Johnson	0-2	0-2	0-0	0	0	0	0	1	0	0	7
Adrian Forbes	1-2	0-0	0-1	3	2	2	0	0	1	0	13
Willy Kouassi	1-3	0-0	0-0	4	1	2	0	2	0	0	12
Team	4										
Totals	15-55	3-13	2-10	34	16	35	6	13	5	4	200

FG%: 1st Half 8-28 .286, 2nd Half 7-27 .259, Game 15-55 .273;
3FG%: 1st Half 2-8 .250, 2nd Half 1-5 .200, Game 3-13 .231;
FT%: 1st Half 1-6 .167, 2nd Half 1-4 .250, Game 2-10 .200;
Deadball Rebounds: 3.

Vanderbilt	FG	3FG	FT	R	F	TP	A	T	B	S	M
Lance Goulbourne, F	1-3	1-3	0-2	5	2	3	1	0	2	3	29
Jeffery Taylor, F	5-11	3-5	3-4	5	2	16	1	3	0	2	28
Festus Ezeli, C	1-4	0-0	2-4	8	3	4	0	1	2	1	16
Brad Tinsley, G	5-8	2-5	0-0	3	0	12	6	1	0	1	25
John Jenkins, G	6-9	5-8	0-0	4	0	17	1	2	0	0	30
Kedren Johnson	0-2	0-2	0-0	0	2	0	2	1	1	1	12
Kyle Fuller	1-3	0-1	0-0	0	0	2	1	0	0	0	5
Jordan Smart	0-0	0-0	0-0	1	0	0	0	0	0	0	2
Dai-Jon Parker	2-4	2-3	0-1	1	1	6	0	0	0	0	16
Steve Tchiengang	0-1	0-1	0-0	5	2	0	0	1	1	0	18
James Siakam	0-0	0-0	0-0	1	0	0	0	0	0	0	3
Rod Odum	1-4	0-1	3-5	6	2	5	0	2	0	0	16
Team	3										
Totals	22-49	13-29	8-16	42	14	65	12	11	6	8	200

FG%: 1st Half 12-24 .500, 2nd Half 10-25 .400, Game 22-49 .449; 3FG%: 1st Half 9-16 .563, 2nd Half 4-13 .308, Game 13-29 .448; FT%: 1st Half 5-12 .417, 2nd Half 3-4 .750, Game 8-16 .500; Deadball Rebounds: 4.

SCORE BY PERIODS	1	2	F	
Auburn (10-5, 0-1)	19	16	--	35
Vanderbilt (11-5, 1-0)	38	27	--	65

OFFICIALS--J.B. Caldwell, Lee Cassell, Kevin Scott
TECHNICAL FOULS--None
ATTENDANCE--13,473