

1,000 POINT SCORERS



1 - DAN ISSEL - 2,138 POINTS

Year	G	FGM	FGA	Pct.	FTM	FTA	Pct.	TP	Avg.
1967-68	27	171	390	43.8	102	154	66.2	444	16.4
1968-69	28	285	534	53.4	176	232	75.9	746	26.6
1969-70	28	369	667	55.3	210	275	76.4	948	33.9
Totals	83	825	1591	51.9	488	661	73.8	2138	25.8




2 - KENNY WALKER - 2,080 POINTS

Year	G	FGM	FGA	Pct.	FTM	FTA	Pct.	TP	Avg.
1982-83	31	88	144	61.1	51	77	66.2	227	7.3
1983-84	34	171	308	55.5	80	109	73.4	422	12.4
1984-85	31	246	440	55.9	218	284	76.8	710	22.9
1985-86	36	260	447	58.2	201	263	76.4	721	20.0
Totals	132	765	1339	57.1	550	733	75.0	2080	15.8



3 - JACK GIVENS - 2,038 POINTS

Year	G	FGM	FGA	Pct.	FTM	FTA	Pct.	TP	Avg.
1974-75	31	126	255	49.4	40	54	74.1	292	9.4
1975-76	30	243	494	49.2	116	140	82.9	602	20.1
1976-77	30	236	459	51.4	94	113	83.2	566	18.9
1977-78	32	238	430	55.4	102	134	76.2	578	18.1
Totals	123	843	1638	51.5	352	441	79.8	2038	16.6



4 - KEITH BOGANS - 1,923 POINTS

Year	G	FGM	FGA	Pct.	3FG	3FGA	Pct.	FTM	FTA	Pct.	TP	Avg.
1999-00	33	138	339	40.7	48	164	29.3	87	135	64.4	411	12.5
2000-01	34	210	444	47.3	74	205	36.1	83	119	69.7	577	17.0
2001-02	32	129	327	39.4	52	165	31.5	61	91	67.0	371	11.6
2002-03	36	194	425	45.6	80	209	38.3	96	130	73.8	564	15.7
Totals	135	671	1535	43.7	254	743	34.2	327	475	68.8	1923	14.2



5 - TONY DELK - 1,890 POINTS

Year	G	FGM	FGA	Pct.	3FG	3FGA	Pct.	FTM	FTA	Pct.	TP	Avg.
1992-93	30	47	104	45.2	18	51	35.3	24	33	72.7	136	4.6
1993-94	34	200	440	45.5	95	254	37.4	69	108	63.9	564	16.6
1994-95	33	207	433	47.8	77	197	39.1	60	89	67.4	551	16.7
1995-96	36	229	464	49.4	93	210	44.3	88	110	80.0	639	17.8
Totals	133	683	1441	47.4	283	712	39.7	241	340	70.9	1890	14.2




6 - JAMAL MASHBURN - 1,843 POINTS

Year	G	FGM	FGA	Pct.	3FG	3FGA	Pct.	FTM	FTA	Pct.	TP	Avg.
1990-91	28	137	289	47.4	24	82	29.3	64	88	72.7	362	12.9
1991-92	36	279	492	56.7	58	132	43.9	151	213	70.9	767	21.3
1992-93	34	259	526	49.2	66	180	36.7	130	194	67.0	714	21.0
Totals	98	675	1307	51.6	148	394	37.6	345	495	69.7	1843	18.8



7 - KEVIN GREVEY - 1,801 POINTS

Year	G	FGM	FGA	Pct.	FTM	FTA	Pct.	TP	Avg.
1972-73	28	236	441	53.5	52	76	68.4	524	18.7
1973-74	25	232	457	50.8	83	100	83.0	547	21.9
1974-75	31	303	592	51.2	124	157	79.0	730	23.6
Totals	84	771	1490	51.7	259	333	77.8	1801	21.4



8 - TAYSHAUN PRINCE - 1,775 POINTS

Year	G	FGM	FGA	Pct.	3FG	3FGA	Pct.	FTM	FTA	Pct.	TP	Avg.
1998-99	37	82	198	41.4	29	101	28.7	21	32	65.6	214	5.8
1999-00	32	153	362	42.3	46	150	30.7	74	105	70.5	426	13.3
2000-01	34	207	418	49.5	64	179	35.8	97	115	84.3	575	16.9
2001-02	32	206	441	46.7	65	191	34.0	83	118	70.3	560	17.5
Totals	135	648	1419	45.7	204	621	32.9	275	370	74.3	1775	13.1




9 - COTTON NASH - 1,770 POINTS

Year	G	FGM	FGA	Pct.	FTM	FTA	Pct.	TP	Avg.
1961-62	26	221	489	45.2	166	218	76.1	608	23.4
1962-63	25	176	471	37.3	162	236	68.6	514	20.6
1963-64	27	248	588	42.1	152	198	76.7	648	24.0
Totals	78	645	1548	41.7	480	652	73.6	1770	22.7



10 - ALEX GROZA - 1,744 POINTS

Year	G	FGM	FGA	Pct.	FTM	FTA	Pct.	TP	Avg.
1944-45	10	62			41	57	71.9	165	16.5
1946-47	37	146	372	38.2	101	160	63.1	393	10.6
1947-48	39	200	530	37.7	88	140	62.9	488	12.5
1948-49	34	259	612	42.3	180	248	72.6	698	20.5
Totals	120	667			410	605	67.8	1744	14.5



11 - ED DAVENDER - 1,637 POINTS

Year	G	FGM	FGA	Pct.	3FG	3FGA	Pct.	FTM	FTA	Pct.	TP	Avg.
1984-85	31	93	226	41.2	-	-	-	78	106	73.6	264	8.5
1985-86	36	155	354	43.8	-	-	-	104	131	79.4	414	11.5
1986-87	29	160	357	44.8	15	59	25.4	107	145	73.8	442	15.2
1987-88	33	173	371	46.6	22	72	30.6	149	171	87.1	517	19.0
Totals	129	581	1308	44.4	37	131	26.0	438	553	79.2	1637	12.7



12 - LOUIE DAMPIER - 1,575 POINTS

Year	G	FGM	FGA	Pct.	FTM	FTA	Pct.	TP	Avg.
1964-65	25	171	334	51.2	84	100	84.0	426	17.0
1965-66	29	249	482	51.6	114	137	83.2	612	21.1
1966-67	26	219	443	49.4	99	119	83.1	537	20.6
Totals	80	639	1259	50.8	297	356	83.4	1575	19.7



13 - PATRICK PATTERSON - 1,564 POINTS

Year	G	FGM	FGA	Pct.	3FG	3FGA	Pct.	FTM	FTA	Pct.	TP	Avg.
2007-08	25	162	282	.574	0	3	.000	87	119	.731	411	16.4
2008-09	34	240	398	.603	0	1	.000	129	168	.768	609	17.9
2009-10	38	215	374	.575	24	69	.348	90	130	.692	544	14.3
Totals	97	617	1054	.585	24	73	.329	306	417	.734	1564	16.1



14 - MIKE CASEY - 1,535 POINTS

Year	G	FGM	FGA	Pct.	FTM	FTA	Pct.	TP	Avg.
1967-68	27	231	474	48.9	79	96	82.3	541	20.0
1968-69	28	228	494	46.2	78	103	75.7	534	19.1
1970-71	27	188	373	50.4	84	108	77.8	460	17.0
Totals	82	647	1341	48.2	241	307	78.5	1535	18.7



15 - RALPH BEARD - 1,517 POINTS

Year	G	FGM	FGA	Pct.	FTM	FTA	Pct.	TP	Avg.
1945-46	30	111			57	110	51.8	279	9.3
1946-47	37	157	469	33.5	78	115	76.8	392	10.6
1947-48	38	194	536	36.2	88	149	59.1	476	12.5
1948-49	34	144	481	29.9	82	115	71.3	370	10.9
Totals	139	606			305	289	62.4	1517	10.9



16 - MELVIN TURPIN - 1,509 POINTS

Year	G	FGM	FGA	Pct.	FTM	FTA	Pct.	TP	Avg.
1980-81	28	50	95	52.6	31	44	70.5	131	4.7
1981-82	30	160	275	58.2	72	106	67.9	392	13.1
1982-83	31	192	311	61.7	84	125	67.2	468	15.1
1983-84	34	224	378	59.3	70	94	74.5	518	15.2
Totals	123	626	1059	59.1	257	369	69.6	1509	12.3



17 - CLIFF HAGAN - 1,475 POINTS

Year	G	FGM	FGA	Pct.	FTM	FTA	Pct.	TP	Avg.
1950-51	20	69	188	36.7	45	61	73.8	183	9.2
1951-52	32	264	633	41.7	164	235	69.8	692	21.6
1953-54	25	234	514	45.5	132	191	69.1	600	24.0
Totals	77	567	1335	42.5	341	487	70.0	1475	19.2



18 - PAT RILEY - 1,464 POINTS

Year	G	FGM	FGA	Pct.	FTM	FTA	Pct.	TP	Avg.
1964-65	25	160	370	43.2	55	89	61.8	375	15.0
1965-66	29	265	514	51.5	107	153	69.9	637	21.9
1966-67	26	165	373	44.2	122	156	78.2	452	17.4
Totals	80	590	1257	46.9	284	398	71.4	1464	18.3



19 - JOHNNY COX - 1,461 POINTS

Year	G	FGM	FGA	Pct.	FTM	FTA	Pct.	TP	Avg.
1956-57	28	203	490	41.4	138	180	76.7	544	19.4
1957-58	29	173	471	36.7	86	115	74.8	432	14.9
1958-59	27	188	464	40.5	109	146	74.6	485	17.9
Totals	84	564	1425	40.0	333	441	75.5	1461	17.4




20 - JOE CRAWFORD - 1,438 POINTS

Year	G	FGM	FGA	Pct.	3FG	3FGA	Pct.	FTM	FTA	Pct.	TP	Avg.
2004-05	31	35	97	36.1	13	49	26.5	15	26	57.7	98	3.2
2005-06	32	111	270	41.1	47	130	36.2	56	78	71.8	325	10.2
2006-07	34	178	401	44.4	63	180	35.0	58	91	63.7	477	14.0
2007-08	30	188	401	46.9	63	173	36.4	99	130	76.2	538	17.9
Totals	127	512	1169	43.8	186	532	35.0	228	325	70.2	1,438	11.3



21 - KYLE MACY - 1,411 POINTS

Year	G	FGM	FGA	Pct.	FTM	FTA	Pct.	TP	Avg.
1977-78	32	143	267	53.6	115	129	89.2	401	12.5
1978-79	31	179	355	50.4	112	129	86.8	470	15.2
1979-80	35	218	415	52.5	104	114	91.2	540	15.4
Totals	98	540	1037	52.1	331	372	89.0	1411	14.4




22 - WINSTON BENNETT - 1,399 POINTS

Year	G	FGM	FGA	Pct.	3FG	3FGA	Pct.	FTM	FTA	Pct.	TP	Avg.
1983-84	34	67	156	42.9	-	-	-	88	126	69.8	222	6.5
1984-85	30	82	191	42.9	-	-	-	52	77	67.5	216	7.2
1985-86	36	171	338	50.6	-	-	-	115	158	72.8	457	12.7
1987-88	33	195	380	51.3	1	2	50.0	113	155	72.9	504	15.3
Totals	133	515	1065	48.4	1	2	50.0	368	516	71.3	1399	10.5



23 - RICK ROBEY - 1,395 POINTS

Year	G	FGM	FGA	Pct.	FTM	FTA	Pct.	TP	Avg.
1974-75	31	135	248	54.4	51	63	81.0	321	10.4
1975-76	12	73	130	56.2	41	56	73.2	187	15.6
1976-77	30	158	276	57.3	111	161	68.9	427	14.2
1977-78	32	167	263	63.5	126	175	72.0	460	14.4
Totals	105	533	917	58.1	329	455	72.3	1395	13.3



24 - GERALD FITCH - 1,391 POINTS

Year	G	FGM	FGA	Pct.	FTM	FTA	Pct.	TP	Avg.
2000-01	34	76	167	45.5	49	71	69.0	230	6.8
2001-02	28	85	187	45.5	48	69	69.6	248	8.9
2002-03	36	152	322	47.2	78	102	76.5	443	12.3
2003-04	29	148	343	43.1	95	125	76.0	470	16.2
Totals	127	461	1019	45.2	270	367	73.6	1391	11.0



25 - MIKE PHILLIPS - 1,367 POINTS

Year	G	FGM	FGA	Pct.	FTM	FTA	Pct.	TP	Avg.
1974-75	31	108	212	50.9	26	47	55.3	242	7.8
1975-76	30	199	367	54.2	69	117	59.0	467	15.6
1976-77	28	144	261	55.2	54	88	61.4	342	12.2
1977-78	31	125	210	59.5	66	87	75.9	316	10.2
Totals	120	576	1050	54.9	215	339	63.4	1367	11.4



26 - MIKE PRATT - 1,359 POINTS

Year	G	FGM	FGA	Pct.	FTM	FTA	Pct.	TP	Avg.
1967-68	27	152	334	45.5	76	111	68.5	380	14.1
1968-69	26	173	321	53.9	93	132	70.5	439	16.9
1969-70	28	219	470	46.6	102	145	70.3	540	19.3
Totals	81	544	1125	48.4	271	388	69.8	1359	16.8



27 - FRANK RAMSEY - 1,344 POINTS

Year	G	FGM	FGA	Pct.	FTM	FTA	Pct.	TP	Avg.
1950-51	34	135	413	32.7	75	123	60.9	345	10.1
1951-52	32	185	470	39.3	139	214	64.9	509	15.9
1953-54	25	179	430	41.6	132	181	72.9	490	19.6
Totals	91	499	1313	38.0	346	518	66.8	1344	14.8



28 - RAMEL BRADLEY - 1,326 POINTS

Year	G	FGM	FGA	Pct.	3FG	3FGA	Pct.	FTM	FTA	Pct.	TP	Avg.
2004-05	34	51	134	38.1	22	65	33.8	31	44	70.5	155	4.6
2005-06	30	81	201	40.3	28	93	30.1	46	59	78.0	236	7.9
2006-07	34	141	336	42.0	69	188	36.7	106	130	81.5	457	13.4
2007-08	30	139	330	42.1	58	153	37.9	142	171	83.0	478	15.9
Totals	128	412	1001	41.2	177	499	35.5	325	404	80.4	1326	10.4



29 - JIM ANDREWS - 1,320 POINTS

Year	G	FGM	FGA	Pct.	FTM	FTA	Pct.	TP	Avg.
1970-71	24	64	122	52.5	28	45	62.2	156	6.5
1971-72	28	236	409	57.7	130	186	69.9	602	21.5
1972-73	28	243	434	56.0	76	110	69.1	562	20.1
Totals	80	543	965	56.3	234	341	68.6	1320	16.5



30 - SAM BOWIE - 1,285 POINTS

Year	G	FGM	FGA	Pct.	FTM	FTA	Pct.	TP	Avg.
1979-80	34	165	311	53.1	110	144	76.4	440	12.9
1980-81	28	185	356	52.0	118	164	72.0	488	17.4
1983-84	34	133	258	51.6	91	126	72.2	357	10.5
Totals	96	483	925	52.2	319	434	73.5	1285	13.4



31 - JIM MASTER - 1,283 POINTS

Year	G	FGM	FGA	Pct.	FTM	FTA	Pct.	TP	Avg.
1980-81	27	64	142	45.1	48	56	85.7	176	6.5
1981-82	30	153	315	48.1	95	106	89.6	401	13.4
1982-83	31	166	313	53.0	56	69	81.2	388	12.5
1983-84	33	129	284	45.4	60	74	81.1	318	9.6
Totals	121	512	1054	48.6	259	305	84.9	1283	10.6



32 - JOHN PELPHEY - 1,257 POINTS

Year	G	FGM	FGA	Pct.	3FG	3FGA	Pct.	FTM	FTA	Pct.	TP	Avg.
1988-89	22	14	24	40.0	2	5	40.0	8	13	61.5	38	1.7
1989-90	28	112	259	43.2	44	120	36.7	97	129	75.2	365	13.0
1990-91	28	131	303	43.2	62	164	37.8	80	102	78.4	404	14.4
1991-92	36	145	296	49.0	52	144	36.1	108	139	77.7	450	12.5
Totals	114	402	882	45.6	160	433	37.0	293	383	76.5	1257	11.0



33 - SCOTT PADGETT - 1,252 POINTS

Year	G	FGM	FGA	Pct.	3FG	3FGA	Pct.	FTM	FTA	Pct.	TP	Avg.
1994-95	14	7	27	25.9	4	13	30.8	10	12	83.3	28	2.0
1996-97	32	100	244	41.0	47	138	34.1	61	80	76.3	308	9.6
1997-98	39	161	338	47.6	40	107	37.4	87	102	85.3	449	11.5
1998-99	37	156	335	46.6	61	160	38.1	94	138	68.1	467	12.6
Totals	122	424	944	44.9	152	418	36.4	252	332	75.9	1252	10.3




34 - JODIE MEEKS - 1,246 POINTS

Year	G	FGM	FGA	Pct.	3FG	3FGA	Pct.	FTM	FTA	Pct.	TP	Avg.
2006-07	34	95	227	.419	44	121	.364	61	68	.897	295	8.7
2007-08	11	27	88	.307	16	50	.320	27	34	.794	97	8.8
2008-09	36	263	568	.463	117	288	.406	211	234	.902	854	23.7
Totals	81	385	883	.436	177	459	.386	299	336	.890	1246	15.4



35 - TOM PARKER - 1,238 POINTS

Year	G	FGM	FGA	Pct.	FTM	FTA	Pct.	TP	Avg.
1969-70	25	117	232	50.4	26	35	74.3	260	10.4
1970-71	28	209	413	50.6	74	91	81.3	492	17.6
1971-72	27	203	429	47.3	80	101	79.2	486	18.0
Totals	80	529	1074	49.3	180	227	79.3	1238	15.5



36 - DERON FELDHAUS - 1,231 POINTS

Year	G	FGM	FGA	Pct.	3FG	3FGA	Pct.	FTM	FTA	Pct.	TP	Avg.
1988-89	32	48	100	48.0	2	6	33.3	20	31	64.5	118	3.7
1989-90	28	135	273	49.5	32	88	36.4	101	134	75.4	403	14.4
1990-91	28	106	203	52.2	29	74	39.2	60	88	69.3	301	10.8
1991-92	36	138	290	47.6	48	128	37.5	85	107	79.4	409	11.4
Totals	124	427	866	49.3	111	296	37.5	267	360	74.2	1231	9.6




37 - DERRICK HORD - 1,220 POINTS

Year	G	FGM	FGA	Pct.	FTM	FTA	Pct.	TP	Avg.
1979-80	35	78	166	47.0	49	64	76.6	205	5.9
1980-81	28	97	239	40.6	54	72	75.0	248	8.9
1981-82	30	194	394	49.2	102	131	77.9	490	16.3
1982-83	31	106	211	50.2	65	79	82.3	277	8.9
Totals	124	475	1010	47.0	270	346	78.0	1220	9.8



38 - BILL SPIVEY - 1,213 POINTS

Year	G	FGM	FGA	Pct.	FTM	FTA	Pct.	TP	Avg.
1949-50	30	255	619	36.3	128	176	72.7	578	19.3
1950-51	33	252	632	39.9	131	211	62.0	635	19.2
Totals	63	477	1251	38.1	259	387	66.9	1213	19.3



39 - CHUCK HAYES - 1,211 POINTS

Year	G	FGM	FGA	Pct.	3FG	3FGA	Pct.	FTM	FTA	Pct.	TP	Avg.
2001-02	32	67	145	.462	6	22	.273	48	65	.738	188	5.9
2002-03	36	110	225	.489	8	33	.242	82	104	.788	310	8.6
2003-04	32	131	246	.533	3	12	.250	77	113	.681	342	10.7
2004-05	34	144	283	.509	2	11	.182	81	111	.730	371	10.9
Totals	134	452	899	.503	19	78	.244	288	393	.733	1211	9.0



40 - RODRICK RHODES - 1,209 POINTS

Year	G	FGM	FGA	Pct.	3FG	3FGA	Pct.	FTM	FTA	Pct.	TP	Avg.
1992-93	33	101	224	45.1	27	70	38.6	70	101	69.3	299	9.1
1993-94	33	142	326	43.6	32	117	27.4	167	215	77.7	483	14.6
1994-95	33	130	333	39.0	39	110	35.5	128	164	78.0	427	12.9
Totals	99	373	883	42.2	98	297	32.9	365	480	76.0	1209	12.2



41 - WAYNE TURNER - 1,170 POINTS

Year	G	FGM	FGA	Pct.	3FG	3FGA	Pct.	FTM	FTA	Pct.	TP	Avg.
1995-96	35	65	122	53.3	1	4	25.0	25	40	62.5	156	4.5
1996-97	40	112	240	46.7	4	15	26.7	36	68	52.9	264	6.6
1997-98	39	137	285	48.1	21	57	36.8	67	108	62.0	362	9.3
1998-99	37	141	285	49.5	12	43	27.9	94	137	68.6	388	10.5
Totals	151	455	932	48.8	38	119	31.9	222	353	62.9	1170	7.7



42 - REGGIE HANSON - 1,167 POINTS

Year	G	FGM	FGA	Pct.	3FG	3FGA	Pct.	FTM	FTA	Pct.	TP	Avg.
1987-88	16	6	17	35.3	0	0	0.0	9	10	90.0	21	1.3
1988-89	29	114	222	51.4	0	0	0.0	57	76	75.0	285	9.8
1989-90	28	165	332	49.7	35	96	36.5	94	127	74.0	459	16.4
1990-91	28	142	274	51.8	15	47	31.9	103	145	71.0	402	14.4
Totals	101	427	845	50.5	50	143	34.9	263	357	73.7	1167	11.6



43 - DERRICK MILLER - 1,156 POINTS

Year	G	FGM	FGA	Pct.	3FG	3FGA	Pct.	FTM	FTA	Pct.	TP	Avg.
1986-87	29	55	141	39.0	35	81	43.2	6	14	42.9	151	5.2
1987-88	16	8	38	21.1	3	24	12.5	2	3	66.7	21	1.3
1988-89	32	170	373	45.6	54	139	38.8	52	71	73.2	446	13.9
1989-90	28	198	502	39.4	99	289	34.3	43	57	75.4	538	19.2
Totals	105	431	1054	40.9	191	533	35.8	103	145	71.0	1156	11.0



44 - VERNON HATTON - 1,153 POINTS

Year	G	FGM	FGA	Pct.	FTM	FTA	Pct.	TP	Avg.
1955-56	26	123	249	49.4	100	150	66.7	346	13.3
1956-57	21	112	255	43.9	87	119	73.1	311	14.8
1957-58	29	192	458	41.9	112	144	77.8	496	17.1
Totals	76	427	962	44.4	299	413	72.4	1153	15.2




45 - WALLACE JONES - 1,151 POINTS

Year	G	FGM	FGA	Pct.	FTM	FTA	Pct.	TP	Avg.
1945-46	30	105			80	126	63.5	290	9.7
1946-47	29	87	302	28.8	43	78	55.1	217	7.5
1947-48	36	133	427	31.3	69	103	67.0	335	9.3
1948-49	32	130	440	29.5	49	75	65.3	309	9.7
Totals	127	455			241	382	63.1	1151	9.1



46 - RANDOLPH MORRIS - 1,123 POINTS

Year	G	FGM	FGA	Pct.	OReb	DReb	Reb.	Avg.	Blk	TP	Avg.
2004-05	34	105	199	.528	52	90	142	4.2	31	298	8.8
2005-06	21	110	181	.608	37	88	125	6.0	24	279	13.3
2006-07	34	202	341	.592	67	197	264	7.8	70	546	16.1
Totals	89	417	721	.578	156	375	531	6.0	125	1123	12.6



47 - JEFF SHEPPARD - 1,091 POINTS

Year	G	FGM	FGA	Pct.	3FG	3FGA	Pct.	FTM	FTA	Pct.	TP	Avg.
1993-94	29	40	72	55.6	7	19	36.8	20	31	64.5	107	3.7
1994-95	33	99	225	44.0	28	78	35.9	49	65	75.4	275	8.3
1995-96	34	65	125	52.0	22	44	50.0	36	58	62.1	188	5.5
1997-98	38	186	419	44.4	71	189	37.6	78	111	70.3	521	13.7
Totals	134	390	841	46.4	128	330	38.8	183	265	69.1	1091	8.1



48 - BILLY RAY LICKERT - 1,076 POINTS

Year	G	FGM	FGA	Pct.	FTM	FTA	Pct.	TP	Avg.
1958-59	25	126	291	43.2	86	117	73.5	338	12.5
1959-60	20	110	274	40.1	68	95	71.6	288	14.4
1960-61	28	166	395	42.0	118	152	77.6	450	16.0
Totals	73	402	960	41.9	272	364	74.7	1076	14.7



49 - REX CHAPMAN - 1,073 POINTS

Year	G	FGM	FGA	Pct.	3FG	3FGA	Pct.	FTM	FTA	Pct.	TP	Avg.
1986-87	29	173	390	44.4	68	176	38.6	50	68	73.5	464	16.0
1987-88	32	231	461	50.1	66	159	41.5	81	102	79.4	609	19.0
Totals	61	404	851	47.5	134	335	40.0	131	170	77.1	1073	17.6




50 - DIRK MINNIEFIELD - 1,069 POINTS

Year	G	FGM	FGA	Pct.	FTM	FTA	Pct.	TP	Avg.
1979-80	34	68	142	47.9	35	49	71.4	171	5.0
1980-81	28	118	213	55.4	55	63	87.3	291	10.4
1981-82	30	128	251	51.0	84	111	75.7	340	11.3
1982-83	31	108	199	54.3	51	68	75.0	267	8.6
Totals	123	422	805	52.4	225	291	77.3	1069	8.7



51 - JAMAAL MAGLOIRE - 1,064 POINTS

Year	G	FGM	FGA	Pct.	FTM	FTA	Pct.	TP	Avg.
1996-97	40	75	153	49.0	45	82	54.9	195	4.9
1997-98	38	77	158	48.7	43	64	67.2	197	5.2
1998-99	34	94	177	53.1	49	85	57.6	237	7.0
1999-00	33	148	296	50.0	139	203	68.5	435	13.2
Totals	145	394	784	50.3	276	434	63.6	1064	7.3



52 - ERIK DANIELS - 1,053 POINTS

Year	G	FGM	FGA	Pct.	FTM	FTA	Pct.	TP	Avg.
2000-01	33	64	133	56.6	38	63	60.3	171	5.2
2001-02	30	46	110	41.8	17	31	54.8	112	3.7
2002-03	32	136	240	56.7	29	46	63.0	305	9.5
2003-04	32	201	346	58.1	56	89	.629	465	14.5
Totals	127	447	809	55.3	140	229	61.1	1053	8.3




53 - JIM LINE - 1,041 POINTS

Year	G	FGM	FGA	Pct.	FTM	FTA	Pct.	TP	Avg.
1946-47	35	86	209	41.1	27	40	67.5	199	5.7
1947-48	38	107	296	36.1	51	62	82.2	265	7.0
1948-49	32	70	195	35.8	43	51	84.3	183	5.7
1949-50	30	155	369	42.0	84	122	69.6	394	13.1
Totals	135	418	1069	39.1	205	275	74.5	1041	7.7




54 - BOB BURROW - 1,023 POINTS

Year	G	FGM	FGA	Pct.	FTM	FTA	Pct.	TP	Avg.
1954-55	26	198	473	41.9	99	159	62.3	495	19.0
1955-56	25	207	463	44.7	114	171	66.7	528	21.1
Totals	51	405	936	43.3	213	330	64.5	1023	20.1




55 - RON MERCER - 1,013 POINTS

Year	G	FGM	FGA	Pct.	3FG	3FGA	Pct.	FTM	FTA	Pct.	TP	Avg.
1995-96	36	107	234	45.7	23	68	33.8	51	65	78.5	288	8.0
1996-97	40	297	603	49.3	49	141	34.8	82	105	78.1	725	18.1
Totals	76	404	837	48.3	72	209	34.4	133	170	78.2	1013	13.3



56 - JIMMY DAN CONNER - 1,009 POINTS

Year	G	FGM	FGA	Pct.	FTM	FTA	Pct.	TP	Avg.
1972-73	28	136	286	47.6	41	66	62.1	313	11.2
1973-74	26	128	246	52.0	56	83	67.5	312	12.0
1974-75	31	171	338	50.6	42	69	60.9	384	12.4
Totals	85	435	870	50.0	139	218	63.8	1009	11.9



57 - BOBBY WATSON - 1,001 POINTS

Year	G	FGM	FGA	Pct.	FTM	FTA	Pct.	TP	Avg.
1949-50	30	84	269	31.2	59	90	65.5	227	7.6
1950-51	34	151	460	32.8	51	68	75.0	353	10.4
1951-52	32	184	517	35.6	53	80	66.2	421	13.1
Totals	96	419	1246	33.6	163	238	68.5	1001	10.4