



MISCELLANEOUS GAMES

Season Openers

| | | | |
|------|------------------|----|-------|
| 1890 | Baker | aL | 9-22 |
| 1891 | Missouri (KC) | hW | 22-8 |
| 1892 | Denver AC | aW | 20-6 |
| 1893 | Minnesota | aL | 6-12 |
| 1894 | Doane | hW | 22-12 |
| 1895 | Midland | aW | 28-0 |
| 1896 | Haskell | hW | 32-0 |
| 1897 | KC Medical | aW | 22-8 |
| 1898 | Haskell | hW | 32-0 |
| 1899 | Haskell | hW | 12-0 |
| 1900 | Ottawa | aW | 6-0 |
| 1901 | Ottawa | hL | 5-16 |
| 1902 | Fairmont | hW | 6-0 |
| 1903 | Emporia | hW | 32-0 |
| 1904 | Emporia | hW | 6-0 |
| 1905 | William Jewell | hW | 31-0 |
| 1906 | William Jewell | hW | 18-0 |
| 1907 | William Jewell | hW | 38-0 |
| 1908 | Emporia | hW | 11-0 |
| 1909 | Emporia | hW | 55-0 |
| 1910 | Ottawa | hW | 11-0 |
| 1911 | Baker | hT | 0-0 |
| 1912 | St.Mary's (Kan.) | hW | 62-0 |
| 1913 | William Jewell | hW | 7-0 |
| 1914 | William Jewell | hW | 48-2 |
| 1915 | William Jewell | hW | 20-0 |
| 1916 | Emporia | hW | 13-0 |
| 1917 | Illinois | aL | 0-22 |
| 1918 | Oklahoma | hL | 0-33 |
| 1919 | Pittsburg State | hW | 42-0 |
| 1920 | Emporia | hW | 47-0 |
| 1921 | Washburn | aW | 28-7 |
| 1922 | Army | aL | 0-13 |
| 1923 | Creighton | hW | 6-0 |
| 1924 | Oklahoma State | hL | 0-3 |
| 1925 | Oklahoma State | hW | 13-0 |
| 1926 | Washburn | hW | 14-6 |
| 1927 | Grinnell | aL | 0-19 |
| 1928 | Grinnell | hW | 14-0 |
| 1929 | Illinois | aL | 0-25 |
| 1930 | Creighton* | aL | 0-26 |
| 1931 | Colorado State | hW | 26-6 |
| 1932 | Denver* | aW | 13-12 |
| 1933 | Warrensburg | hW | 34-0 |
| 1934 | Colorado | hT | 0-0 |
| 1935 | Notre Dame | aL | 7-28 |
| 1936 | Washburn | hW | 19-6 |
| 1937 | Washburn* | aW | 25-2 |
| 1938 | Texas | hW | 13-12 |
| 1939 | Drake* | aL | 6-12 |
| 1940 | Iowa State | aL | 0-7 |
| 1941 | Temple* | aL | 9-31 |
| 1942 | Navy Pre-Flight | hL | 0-61 |
| 1943 | Washburn* | aT | 0-0 |
| 1944 | Washburn (H)* | nW | 47-0 |
| 1945 | TCU (KC)* | nL | 0-18 |
| 1946 | TCU (KC)* | nT | 0-0 |
| 1947 | TCU (KC)* | nT | 0-0 |
| 1948 | TCU | hL | 13-14 |
| 1949 | TCU | hL | 7-28 |
| 1950 | TCU | hL | 7-14 |
| 1951 | TCU* | aW | 27-13 |
| 1952 | TCU | hW | 13-0 |
| 1953 | TCU* | aL | 0-13 |
| 1954 | TCU | hL | 6-27 |
| 1955 | TCU* | aL | 14-47 |
| 1956 | TCU | hL | 0-32 |

| | | | |
|------|----------------------|----|-------|
| 1957 | TCU* | aT | 13-13 |
| 1958 | TCU | hL | 0-42 |
| 1959 | TCU* | aL | 7-14 |
| 1960 | TCU | hW | 21-7 |
| 1961 | TCU* | aL | 16-17 |
| 1962 | TCU | hL | 3-6 |
| 1963 | TCU* | aL | 6-10 |
| 1964 | TCU | hW | 7-3 |
| 1965 | Texas Tech* | aL | 7-26 |
| 1966 | Texas Tech | hL | 7-23 |
| 1967 | Stanford | aL | 20-21 |
| 1968 | Illinois | aW | 47-7 |
| 1969 | Texas Tech* | aL | 22-38 |
| 1970 | Washington State | hW | 48-31 |
| 1971 | Washington State | hL | 39-0 |
| 1972 | Washington State | hL | 17-18 |
| 1973 | Washington State | hW | 29-8 |
| 1974 | Washington State* | aL | 7-14 |
| 1975 | Washington State | hL | 14-18 |
| 1976 | Oregon State* | aW | 28-16 |
| 1977 | Texas A&M | aL | 14-28 |
| 1978 | Texas A&M* | hL | 10-37 |
| 1979 | Pittsburgh | aL | 0-24 |
| 1980 | Oregon | aT | 7-7 |
| 1981 | Tulsa* | aW | 15-11 |
| 1982 | Wichita State | hL | 10-13 |
| 1983 | Northern Illinois | hL | 34-37 |
| 1984 | Wichita State | hW | 31-7 |
| 1985 | Hawaii* | aW | 33-27 |
| 1986 | North Carolina | hL | 0-20 |
| 1987 | Auburn* | aL | 0-49 |
| 1988 | Baylor | hL | 14-27 |
| 1989 | Montana State | hW | 41-17 |
| 1990 | Virginia | hL | 10-59 |
| 1991 | Toledo* | aW | 30-7 |
| 1992 | Oregon State | aW | 49-7 |
| 1993 | Florida State (N.J.) | nL | 0-42 |
| 1994 | Houston | aW | 35-13 |
| 1995 | Cincinnati | hW | 23-18 |
| 1996 | Ball State* | hW | 35-10 |
| 1997 | UAB | hW | 24-0 |
| 1998 | Oklahoma State | hL | 28-32 |
| 1999 | Notre Dame | aL | 13-48 |
| 2000 | SMU | aL | 31-17 |
| 2001 | SMS* | hW | 24-10 |
| 2002 | Iowa State | aL | 3-45 |
| 2003 | Northwestern* | hL | 20-28 |
| 2004 | Tulsa* | hW | 21-3 |
| 2005 | Florida Atlantic* | hW | 30-19 |
| 2006 | Northwestern State* | hW | 49-18 |

Overall: 60-50-7
Home: 44-22-2
Road: 15-26-3
Neutral: 1-2-2

*Night game
(KC) Kansas City, Mo.
(H) Haskell Indian College (Located in Lawrence)
(NJ) Kickoff Classic in New Jersey

Conference Openers

| | | | |
|------|--------------|----|------|
| 1907 | Oklahoma | aW | 15-0 |
| 1908 | Kansas State | hL | 6-12 |
| 1909 | Oklahoma | hW | 11-0 |
| 1910 | Drake | aW | 6-0 |
| 1911 | Kansas State | aW | 6-0 |

| | | | |
|------|--|----|-------|
| 1912 | Drake | aL | 0-6 |
| 1913 | Washington (Mo.) | hW | 55-7 |
| 1914 | Drake | aW | 32-7 |
| 1915 | Drake | hW | 30-7 |
| 1916 | Iowa State | aL | 0-13 |
| 1917 | Iowa State | hW | 7-0 |
| 1918 | No conference schedule because of World War I. | | |
| 1919 | Iowa State | aT | 0-0 |
| 1920 | Iowa State | hW | 7-0 |
| 1921 | Drake | hL | 7-15 |
| 1922 | Drake | aL | 0-6 |
| 1923 | Nebraska | aT | 0-0 |
| 1924 | Iowa State | hL | 10-13 |
| 1925 | Oklahoma State | hW | 13-3 |
| 1926 | Kansas State | hL | 0-27 |
| 1927 | Grinnell | aW | 19-0 |
| 1928 | Grinnell | hW | 14-0 |
| 1929 | Kansas State | hL | 0-6 |
| 1930 | Kansas State | aW | 14-0 |
| 1931 | Kansas State | hL | 0-13 |
| 1932 | Oklahoma | hL | 6-21 |
| 1933 | Kansas State | hL | 0-6 |
| 1934 | Kansas State | aL | 0-13 |
| 1935 | Kansas State | hW | 9-2 |
| 1936 | Iowa State | aL | 7-21 |
| 1937 | Iowa State | hW | 14-6 |
| 1938 | Oklahoma | hL | 0-19 |
| 1939 | Iowa State | hL | 14-0 |
| 1940 | Iowa State | aL | 0-7 |
| 1941 | Nebraska | aL | 0-32 |
| 1942 | Oklahoma | hL | 0-25 |
| 1943 | Iowa State | hL | 6-13 |
| 1944 | Iowa State | aL | 0-25 |
| 1945 | Iowa State | hT | 13-13 |
| 1946 | Iowa State | aW | 24-8 |
| 1947 | Iowa State | hW | 27-7 |
| 1948 | Colorado | hW | 40-7 |
| 1949 | Colorado | aL | 12-13 |
| 1950 | Colorado | hW | 27-21 |
| 1951 | Colorado | aL | 27-35 |
| 1952 | Colorado | hW | 21-12 |
| 1953 | Iowa State | hW | 23-0 |
| 1954 | Colorado | hL | 0-27 |
| 1955 | Colorado | aL | 0-12 |
| 1956 | Colorado | hL | 25-26 |
| 1957 | Colorado | aW | 35-34 |
| 1958 | Colorado | hL | 0-31 |
| 1959 | Nebraska | aW | 10-3 |
| 1960 | Kansas State | aW | 41-0 |
| 1961 | Colorado | aW | 20-19 |
| 1962 | Colorado | hW | 35-8 |
| 1963 | Iowa State | hL | 14-17 |
| 1964 | Iowa State | aW | 42-6 |
| 1965 | Iowa State | hL | 7-21 |
| 1966 | Iowa State | aL | 7-24 |
| 1967 | Nebraska | hW | 10-0 |
| 1968 | Nebraska | aW | 23-13 |
| 1969 | Kansas State | hL | 22-26 |
| 1970 | Kansas State | aW | 21-15 |
| 1971 | Kansas State | hW | 39-13 |
| 1972 | Kansas State | aL | 19-20 |
| 1973 | Kansas State | hW | 25-18 |
| 1974 | Kansas State | aW | 20-13 |
| 1975 | Nebraska | aL | 0-16 |
| 1976 | Oklahoma State | aL | 14-21 |
| 1977 | Oklahoma | aL | 9-24 |
| 1978 | Colorado | aL | 7-17 |

| | | | |
|------|----------------|----|-------|
| 1979 | Nebraska | aL | 0-42 |
| 1980 | Nebraska | hL | 0-54 |
| 1981 | Oklahoma State | hL | 7-20 |
| 1982 | Oklahoma State | aT | 24-24 |
| 1983 | Iowa State | aL | 35-38 |
| 1984 | Iowa State | hW | 33-14 |
| 1985 | Iowa State | aL | 21-22 |
| 1986 | Iowa State | hL | 10-13 |
| 1987 | Nebraska | aL | 2-54 |
| 1988 | Nebraska | hL | 10-63 |
| 1989 | Oklahoma | hL | 6-45 |
| 1990 | Oklahoma | aL | 17-31 |
| 1991 | Kansas State | aL | 12-16 |
| 1992 | Kansas State | hW | 31-7 |
| 1993 | Kansas State | aL | 9-10 |
| 1994 | Kansas State | hL | 13-21 |
| 1995 | Colorado | aW | 40-24 |
| 1996 | Oklahoma | aW | 52-24 |
| 1997 | Missouri | hW | 15-7 |
| 1998 | Oklahoma State | hL | 29-38 |
| 1999 | Colorado | aL | 17-51 |
| 2000 | Oklahoma | aL | 16-34 |
| 2001 | Colorado | aL | 16-27 |
| 2002 | Iowa State | aL | 3-45 |
| 2003 | Missouri | hW | 35-14 |
| 2004 | Texas Tech | hL | 30-31 |
| 2005 | Texas Tech | aL | 17-30 |
| 2006 | Nebraska (ot) | aL | 32-39 |


Overall: 39-56-4
Home: 22-26-1
Away: 17-29-3

Homecoming Games

| | | | |
|------|--------------|---|-------|
| 1912 | Missouri | W | 12-3 |
| 1913 | Nebraska | L | 0-9 |
| 1914 | Missouri | L | 7-10 |
| 1915 | Nebraska | L | 0-33 |
| 1916 | Missouri | L | 0-13 |
| 1917 | Nebraska | L | 3-13 |
| 1918 | No game | | |
| 1919 | Missouri | L | 6-13 |
| 1920 | Nebraska | T | 20-20 |
| 1921 | Missouri | W | 15-9 |
| 1922 | Nebraska | L | 0-28 |
| 1923 | Missouri | T | 3-3 |
| 1924 | Nebraska | L | 7-14 |
| 1925 | Missouri | W | 10-7 |
| 1926 | Nebraska | L | 3-20 |
| 1927 | Missouri | W | 14-7 |
| 1928 | Nebraska | L | 0-20 |
| 1929 | Missouri | L | 0-7 |
| 1930 | Nebraska | L | 0-16 |
| 1931 | Missouri | W | 14-0 |
| 1932 | Nebraska | L | 6-20 |
| 1933 | Missouri | W | 27-0 |
| 1934 | Nebraska | L | 0-3 |
| 1935 | Missouri | T | 0-0 |
| 1936 | Nebraska | L | 0-26 |
| 1937 | Missouri | T | 0-0 |
| 1938 | Nebraska | L | 7-16 |
| 1939 | Missouri | L | 0-20 |
| 1940 | Oklahoma | L | 0-13 |
| 1941 | Missouri | L | 6-45 |
| 1942 | Nebraska | L | 7-14 |
| 1943 | Missouri | W | 7-6 |
| 1944 | Nebraska | W | 20-0 |
| 1945 | Kansas State | W | 27-0 |



MISCELLANEOUS GAMES



KU has won seven of its last 10 homecoming games.

| | | | |
|-------|----------------|---|-------|
| 1946 | Nebraska | L | 14-16 |
| 1947 | Missouri | W | 20-14 |
| 1948 | Nebraska | W | 27-7 |
| 1949 | Missouri | L | 28-34 |
| 1950 | Nebraska | L | 26-33 |
| 1951 | Missouri | W | 41-28 |
| 1952 | Nebraska | L | 13-14 |
| 1953 | Missouri | L | 6-10 |
| 1954 | Nebraska | L | 20-41 |
| 1955 | Missouri | W | 13-7 |
| 1956 | Nebraska | L | 20-26 |
| 1957 | Missouri | W | 9-7 |
| 1958 | Nebraska | W | 29-7 |
| 1959 | Missouri | L | 9-13 |
| 1960* | Colorado | W | 34-6 |
| 1961 | Kansas State | W | 34-0 |
| 1962 | Nebraska | L | 16-40 |
| 1963 | Kansas State | W | 34-0 |
| 1964 | Nebraska | L | 7-14 |
| 1965 | Kansas State | W | 34-0 |
| 1966 | Nebraska | L | 13-34 |
| 1967 | Kansas State | W | 17-16 |
| 1968 | Colorado | W | 27-14 |
| 1969 | Colorado | L | 14-17 |
| 1970 | Iowa State | W | 24-10 |
| 1971 | Kansas State | W | 39-13 |
| 1972 | Iowa State | L | 8-34 |
| 1973 | Kansas State | W | 25-18 |
| 1974 | Iowa State | L | 6-22 |
| 1975 | Oklahoma State | L | 19-35 |
| 1976 | Oklahoma | L | 10-28 |
| 1977 | Colorado | T | 17-17 |
| 1978 | Iowa State | L | 7-13 |
| 1979 | Oklahoma State | L | 17-30 |
| 1980 | Iowa State | W | 28-17 |
| 1981 | Oklahoma State | L | 7-20 |
| 1982 | Iowa State | W | 24-17 |
| 1983 | Missouri | W | 37-27 |
| 1984 | Oklahoma | W | 28-11 |
| 1985 | Colorado | L | 3-14 |
| 1986 | Iowa State | L | 10-13 |
| 1987 | Iowa State | L | 28-42 |
| 1988 | Colorado | L | 9-21 |
| 1989 | Iowa State | L | 20-24 |
| 1990 | Kansas State | W | 27-24 |
| 1991 | Iowa State | W | 41-0 |
| 1992 | Oklahoma | W | 27-10 |
| 1993 | Iowa State | W | 35-20 |
| 1994 | Oklahoma State | W | 24-14 |
| 1995 | Iowa State | W | 34-7 |
| 1996 | Colorado | L | 7-20 |

| | | | |
|------|--------------|---|-------|
| 1997 | Iowa State | W | 34-24 |
| 1998 | Colorado | W | 33-17 |
| 1999 | Missouri | W | 21-0 |
| 2000 | Colorado | W | 23-15 |
| 2001 | Oklahoma | L | 10-38 |
| 2002 | Colorado | L | 29-53 |
| 2003 | Baylor | W | 28-21 |
| 2004 | Kansas State | W | 31-28 |
| 2005 | Missouri | W | 13-3 |
| 2006 | Texas A&M | L | 18-21 |

Overall: 40-48-5
 vs. Colorado: 4-5-1
 vs. Iowa State: 7-6
 vs. Kansas State: 9-0
 vs. Missouri: 14-9-3
 vs. Nebraska: 3-21-1
 vs. Oklahoma: 2-3
 vs. Oklahoma State: 1-3
 vs. Texas A&M: 0-1
 *KU required to forfeit game later.

NOTE: 1918 Homecoming game cancelled because of the flu epidemic in Lawrence and the Midwest.

Night Games

| | | | |
|------|-----------------------|---|-------|
| 1930 | at Creighton | W | 26-0 |
| | at Haskell | W | 33-7 |
| 1931 | Haskell | L | 0-6 |
| 1932 | at Denver | W | 13-12 |
| | at Saint Louis | W | 6-0 |
| 1933 | at Creighton | W | 14-0 |
| 1937 | at Washburn | W | 25-2 |
| 1939 | at Drake | L | 6-12 |
| 1940 | at Villanova | L | 7-33 |
| 1941 | at Temple | L | 9-31 |
| | at Marquette | L | 7-33 |
| 1942 | at Denver | L | 0-17 |
| 1943 | at Washburn | T | 0-0 |
| | at Denver | L | 6-19 |
| 1944 | at Haskell | W | 47-0 |
| | TCU (at Kansas City) | L | 0-7 |
| | at Denver | T | 14-14 |
| | at Tulsa | L | 0-27 |
| 1945 | TCU (at Kansas City) | L | 0-18 |
| | at Denver | W | 20-19 |
| | Washburn (at Haskell) | W | 34-0 |
| 1946 | TCU (at Kansas City) | T | 0-0 |
| | at Denver | W | 21-13 |
| 1947 | TCU (at Kansas City) | T | 0-0 |

| | | | |
|------|----------------------|---|-------|
| | at Denver | W | 9-0 |
| | at Arizona | W | 54-28 |
| | Georgia Tech | L | 14-20 |
| 1948 | at Denver | W | 40-0 |
| | at George Wash. | W | 12-0 |
| 1949 | at Arizona | W | 46-0 |
| 1950 | at Denver | W | 46-6 |
| 1951 | at TCU | W | 27-13 |
| 1952 | at TCU | W | 27-13 |
| 1953 | at TCU | L | 0-13 |
| | at UCLA | L | 7-19 |
| 1955 | at TCU | L | 14-47 |
| 1957 | at TCU | T | 13-13 |
| 1958 | at Oregon State | L | 0-12 |
| 1959 | at TCU | L | 7-14 |
| 1961 | at TCU | L | 16-17 |
| 1962 | at Boston | W | 14-0 |
| 1963 | at TCU | L | 6-10 |
| 1965 | at Texas Tech | L | 7-26 |
| 1966 | at Arizona | W | 35-13 |
| 1968 | vs. Penn State+ | L | 14-15 |
| 1969 | at Texas Tech | L | 22-38 |
| | at New Mexico | L | 7-16 |
| 1971 | at Florida State | L | 7-30 |
| 1973 | North Carolina State | L | 18-31 |
| 1974 | at Washington State | W | 14-7 |
| | at Tennessee | L | 3-17 |
| 1976 | at Oregon State | W | 28-16 |
| 1977 | at UCLA | L | 7-17 |
| | at Miami (Fla.) | L | 7-14 |
| 1981 | at Tulsa | W | 15-11 |
| 1982 | at Kansas State | L | 7-36 |
| 1983 | at TCU | T | 16-16 |
| 1985 | at Hawaii | W | 33-27 |
| | at Florida State | L | 20-24 |
| 1986 | at Oklahoma State | L | 6-24 |
| 1987 | at Auburn | L | 0-49 |
| 1988 | at Auburn | L | 7-56 |
| 1989 | at Baylor | L | 3-46 |
| 1991 | at Toledo | W | 30-7 |
| 1992 | at Tulsa | W | 40-7 |
| | California | L | 23-27 |
| | at Nebraska | L | 7-49 |
| 1994 | at Houston | W | 35-13 |
| | Michigan State | W | 17-10 |
| | at Texas Christian | L | 21-31 |
| | Kansas State | L | 13-21 |
| 1995 | Texas Christian | W | 38-20 |
| | at Oklahoma | W | 38-17 |
| 1996 | Ball State | W | 35-13 |
| | at Texas Christian | W | 52-17 |
| | at Utah | L | 42-45 |
| 1997 | Alabama-Birmingham | W | 24-0 |
| | at Cincinnati | L | 7-34 |
| | at Texas Tech | L | 0-35 |
| | Nebraska | L | 0-35 |
| 1998 | Illinois State | W | 63-21 |
| | at UAB | W | 39-37 |
| | Baylor | L | 24-31 |
| | Nebraska | L | 0-41 |
| | Colorado | W | 33-17 |
| 1999 | Cal State Northridge | W | 71-14 |
| | San Diego State | L | 13-41 |
| 2000 | at SMU | L | 17-31 |
| | UAB | W | 23-20 |
| | Southern Illinois | W | 42-0 |
| 2001 | SMS | W | 24-10 |
| | at Texas Tech | W | 34-31 |

| | | | |
|------|--------------------|---|-------|
| | Oklahoma | L | 10-38 |
| | Nebraska | L | 7-51 |
| 2002 | at UNLV | L | 20-31 |
| | SMS | W | 44-24 |
| | Bowling Green | L | 16-39 |
| | at Tulsa | W | 43-33 |
| 2003 | Northwestern | L | 20-28 |
| | UNLV | W | 46-24 |
| | Jacksonville State | W | 41-6 |
| 2004 | Tulsa | W | 21-3 |
| | Toledo | W | 63-14 |
| | at Nebraska | L | 8-14 |
| | Kansas State | W | 31-28 |
| 2005 | Florida Atlantic | W | 30-19 |
| | Appalachian State | W | 36-8 |
| | Louisiana Tech | W | 34-14 |
| | at Texas Tech | L | 17-30 |
| | vs. Oklahoma | L | 3-19 |
| | at Colorado | L | 13-44 |
| | vs. Houston | W | 42-13 |
| 2006 | Northwestern State | W | 49-18 |
| | Louisiana-Monroe | W | 21-19 |
| | at Toledo | L | 31-37 |
| | South Florida | W | 13-7 |
| | at Nebraska | L | 32-39 |

Overtime Games

| | | | |
|------|------------------|---|-------|
| 1998 | at UAB (4 ot) | W | 39-37 |
| 2001 | at Texas Tech | W | 34-31 |
| 2003 | at Colorado | L | 47-50 |
| 2005 | Iowa State | W | 24-21 |
| 2006 | at Toledo (2 ot) | L | 31-37 |
| 2006 | at Nebraska | L | 32-39 |

Road Attendance

| | | | |
|---------|--------------------------------|---|-------|
| 100,118 | at Michigan, 1979 | L | 7-28 |
| 85,069 | at Nebraska, 2006 | L | 32-39 |
| 84,520 | at Oklahoma, 2004 | L | 10-41 |
| 83,696 | at Texas, 2005 | L | 14-66 |
| 83,111 | at Texas, 2001 | L | 0-59 |
| 80,012 | at Notre Dame, 1999 | L | 13-48 |
| 78,096 | at Nebraska, 2000 | L | 17-56 |
| 77,719 | vs. Penn State, 1968 | L | 14-15 |
| | (at Miami, Fla. - Orange Bowl) | | |
| 77,719 | at Nebraska, 2002 | L | 7-45 |
| 77,637 | at Nebraska, 2004 | L | 8-14 |
| 76,503 | at Nebraska, 1983 | L | 13-67 |

Home Attendance (50,000-plus)


| | | | |
|--------|--------------------|---|-------|
| 51,821 | Kansas State, 2006 | W | 39-20 |
| 51,750 | Nebraska, 2005 | W | 40-15 |
| 51,574 | Kansas State, 1973 | W | 25-18 |
| 51,172 | Nebraska, 1982 | L | 0-52 |
| 51,151 | Kansas State, 1971 | W | 39-13 |
| 50,750 | Nebraska, 2001 | L | 7-51 |
| 50,685 | Oklahoma, 1968 | L | 23-27 |
| 50,653 | Nebraska, 1984 | L | 7-41 |
| 50,538 | Kansas State, 1975 | W | 28-0 |
| 50,523 | Nebraska, 1974 | L | 0-56 |
| 50,463 | Nebraska, 1978 | L | 21-63 |
| 50,375 | Nebraska, 1972 | L | 0-56 |
| 50,268 | Nebraska, 1980 | L | 0-54 |
| 50,152 | Kansas State, 2004 | W | 31-28 |
| 50,107 | Nebraska, 2003 | L | 3-24 |
| 50,071 | Missouri, 2003 | W | 35-14 |
| 50,000 | Kansas State, 1969 | L | 22-26 |



VS. RANKED OPPONENTS

Vs. Ranked Opponents

| Date | Rk | Opponent | Result |
|----------------|----|---------------------------------|----------|
| Nov. 7, 1936 | 8 | Nebraska | L 0-26 |
| Nov. 6, 1937 | 6 | Nebraska | T 13-13 |
| Oct. 21, 1939 | 3 | at Oklahoma | L 27-7 |
| Nov. 25, 1939 | 10 | Missouri | L 0-20 |
| Nov. 22, 1941 | 18 | Missouri | L 45-6 |
| Nov. 24, 1945 | 16 | Missouri | L 33-12 |
| Nov. 9, 1946 | 16 | Oklahoma | W 16-13 |
| Jan. 1, 1948 | 13 | Georgia Tech | L 14-20 |
| Nov. 20, 1948 | 8 | Oklahoma | L 60-7 |
| Nov. 11, 1950 | 3 | Oklahoma | L 13-33 |
| Oct. 18, 1952 | 6 | Oklahoma | L 20-42 |
| Sept. 25, 1953 | 4 | at UCLA | L 19-7 |
| Sept. 25, 1954 | 8 | UCLA | L 32-7 |
| Oct. 16, 1954 | 1 | Oklahoma | L 0-65 |
| Nov. 6, 1954 | 20 | Nebraska | L 20-41 |
| Oct. 15, 1955 | 3 | at Oklahoma | L 44-6 |
| Oct. 20, 1956 | 1 | Oklahoma | L 34-12 |
| Sept. 28, 1957 | 9 | Oregon State | L 34-6 |
| Oct. 19, 1957 | 2 | at Oklahoma | L 47-0 |
| Sept. 20, 1958 | 8 | TCU | L 0-42 |
| Oct. 18, 1958 | 11 | Oklahoma | L 0-43 |
| Sept. 19, 1959 | 7 | at TCU | L 14-7 |
| Oct. 24, 1959 | 18 | at Oklahoma | L 6 to 7 |
| Oct. 1, 1960 | 2 | Syracuse | L 14-7 |
| Oct. 29, 1960 | 1 | at Iowa | L 21-7 |
| Nov. 19, 1960 | 1 | at Missouri | W 23-7 |
| Oct. 19, 1963 | 6 | at Oklahoma | L 18-21 |
| Nov. 7, 1964 | 6 | at Nebraska | L 14-7 |
| Nov. 5, 1966 | 6 | Nebraska | L 13-24 |
| Nov. 12, 1966 | 16 | Colorado | L 18-35 |
| Oct. 14, 1967 | 8 | Nebraska | W 10-0 |
| Nov. 18, 1967 | 7 | at Oklahoma | L 14-10 |
| Oct. 12, 1968 | 9 | at Nebraska | W 23-13 |
| Nov. 23, 1968 | 13 | Missouri | W 21-19 |
| Jan. 1, 1969 | 3 | vs. Penn State (Orange Bowl) | L 14-15 |
| Nov. 22, 1969 | 7 | Missouri | L 21-69 |
| Oct. 17, 1970 | 5 | Nebraska | L 20-41 |
| Oct. 16, 1971 | 1 | at Nebraska | L 55-0 |
| Nov. 6, 1971 | 13 | Colorado | L 14-35 |
| Nov. 13, 1971 | 2 | at Oklahoma | L 56-10 |
| Sept. 30, 1972 | 16 | Florida State | L 22-44 |
| Oct. 21, 1972 | 5 | Nebraska | L 56-0 |
| Oct. 28, 1972 | 15 | Iowa State | L 34-8 |
| Nov. 11, 1972 | 16 | at Colorado | L 33-8 |
| Nov. 18, 1972 | 4 | Oklahoma | L 31-7 |
| Oct. 6, 1973 | 9 | at Tennessee | L 27-28 |
| Oct. 20, 1973 | 11 | at Nebraska | L 9-10 |
| Nov. 17, 1973 | 3 | at Oklahoma | L 48-20 |
| Nov. 24, 1973 | 19 | Missouri | W 14-13 |
| Dec. 17, 1973 | 16 | vs. NC State (Liberty Bowl) | L 18-31 |
| Sept. 21, 1974 | 17 | at Tennessee | L 17-3 |
| Oct. 5, 1974 | 5 | Texas A&M | W 28-10 |
| Oct. 19, 1974 | 12 | Nebraska | L 56-0 |
| Nov. 16, 1974 | 1 | Oklahoma | L 14-45 |
| Oct. 11, 1975 | 4 | at Nebraska | L 16-0 |
| Nov. 8, 1975 | 12 | at Oklahoma | W 23-3 |
| Nov. 15, 1975 | 10 | Colorado | L 21-24 |
| Nov. 22, 1975 | 18 | Missouri | W 42-24 |
| Oct. 16, 1976 | 6 | Oklahoma | L 28-10 |
| Oct. 30, 1976 | 9 | Nebraska | L 31-3 |
| Nov. 13, 1976 | 19 | at Colorado | L 17-40 |
| Nov. 20, 1976 | 19 | at Missouri | W 41-14 |
| Sept. 10, 1977 | 9 | at Texas A&M | L 14-28 |



KU defeated No. 25 Iowa State to become bowl eligible on a Scott Webb field goal in 2005.


| Date | Rk | Opponent | Result |
|----------------|----|----------------|---------|
| Sept. 17, 1977 | 14 | at UCLA | L 17-7 |
| Sept. 24, 1977 | 15 | Wash. St. | W 14-12 |
| Oct. 1, 1977 | 1 | at Oklahoma | L 42-9 |
| Oct. 15, 1977 | 3 | Colorado | T 17-17 |
| Nov. 12, 1977 | 12 | at Nebraska | L 52-7 |
| Sept. 9, 1978 | 13 | Texas A&M | L 37-10 |
| Sept. 16, 1978 | 18 | at Washington | L 31-2 |
| Sept. 23, 1978 | 8 | UCLA | W 28-24 |
| Oct. 7, 1978 | 13 | at Colorado | L 17-7 |
| Oct. 14, 1978 | 1 | Oklahoma | L 16-17 |
| Nov. 4, 1978 | 4 | Nebraska | L 21-63 |
| Sept. 15, 1979 | 16 | at Pittsburgh | L 24-0 |
| Sept. 22, 1979 | 11 | at Michigan | L 28-7 |
| Oct. 13, 1979 | 5 | at Nebraska | L 42-0 |
| Nov. 10, 1979 | 6 | at Oklahoma | L 38-0 |
| Sept. 20, 1980 | 5 | Pittsburgh | L 18-3 |
| Oct. 11, 1980 | 10 | Nebraska | L 54-0 |
| Oct. 18, 1980 | 19 | Iowa State | W 28-17 |
| Nov. 8, 1980 | 11 | Oklahoma | L 19-21 |
| Oct. 31, 1981 | 12 | at Nebraska | L 15-31 |
| Oct. 30, 1982 | 6 | Nebraska | L 52-0 |
| Sept. 24, 1983 | 10 | at USC | W 26-20 |
| Oct. 29, 1983 | 14 | at Oklahoma | L 14-45 |
| Nov. 12, 1983 | 1 | at Nebraska | L 13-67 |
| Nov. 19, 1983 | 19 | Missouri | W 37-27 |
| Sept. 15, 1984 | 18 | Florida State | L 16-42 |
| Oct. 20, 1984 | 12 | at Okla. State | L 47-10 |
| Oct. 27, 1984 | 2 | Oklahoma | W 28-11 |
| Nov. 10, 1984 | 2 | Nebraska | L 41-7 |
| Sept. 28, 1985 | 4 | at Fla. State | L 20-24 |
| Oct. 26, 1985 | 12 | Okla. State | L 17-10 |
| Nov. 2, 1985 | 9 | at Oklahoma | L 48-6 |
| Nov. 16, 1985 | 2 | at Nebraska | L 56-6 |
| Nov. 1, 1986 | 4 | Oklahoma | L 64-3 |
| Nov. 15, 1986 | 6 | Nebraska | L 70-0 |
| Sept. 12, 1987 | 4 | at Auburn | L 49-0 |
| Oct. 10, 1987 | 2 | at Nebraska | L 54-2 |
| Oct. 31, 1987 | 1 | Oklahoma | L 71-10 |
| Sept. 17, 1988 | 6 | at Auburn | L 56-7 |
| Oct. 8, 1988 | 9 | Nebraska | L 63-10 |
| Oct. 29, 1988 | 8 | at Oklahoma | L 63-14 |
| Nov. 12, 1988 | 14 | at Okla. State | L 24-63 |

| Date | Rk | Opponent | Result |
|----------------|----|--|---------|
| Sept. 30, 1989 | 16 | Oklahoma | L 45-6 |
| Oct. 21, 1989 | 3 | at Colorado | L 17-49 |
| Nov. 11, 1989 | 6 | at Nebraska | L 14-51 |
| Sept. 1, 1990 | 15 | Virginia | L 59-10 |
| Sept. 29, 1990 | 9 | at Oklahoma | L 17-31 |
| Oct. 13, 1979 | 3 | at Miami | L 34-0 |
| Oct. 20, 1990 | 14 | Colorado | L 41-10 |
| Nov. 10, 1990 | 13 | Nebraska | L 41-9 |
| Oct. 26, 1991 | 21 | at Oklahoma | L 41-3 |
| Nov. 9, 1991 | 11 | Nebraska | L 23-59 |
| Nov. 16, 1991 | 16 | Colorado | L 24-30 |
| Nov. 9, 1992 | 7 | at Nebraska | L 49-7 |
| Nov. 16, 1992 | 18 | Colorado | L 18-25 |
| Dec. 25, 1992 | 25 | vs. BYU (Aloha Bowl) | W 23-20 |
| Aug. 28, 1993 | 1 | vs. Florida State (Kickoff Classic, N.J.) | L 0-42 |
| Oct. 23, 1993 | 14 | at Oklahoma | L 25-38 |
| Nov. 6, 1993 | 6 | Nebraska | L 20-21 |
| Nov. 13, 1993 | 18 | at Colorado | L 14-38 |
| Oct. 6, 1994 | 19 | Kansas State | L 13-21 |
| Nov. 5, 1994 | 1 | at Nebraska | L 17-45 |
| Nov. 12, 1994 | 7 | Colorado | L 26-51 |
| Oct. 7, 1995 | 4 | at Colorado | W 40-24 |
| Oct. 21, 1995 | 15 | at Oklahoma | W 38-17 |
| Oct. 28, 1995 | 14 | at Kansas State | L 41-7 |
| Nov. 11, 1995 | 1 | Nebraska | L 41-3 |
| Dec. 25, 1995 | 25 | vs. UCLA (Aloha Bowl) | W 51-30 |
| Oct. 19, 1996 | 9 | Colorado | L 20-7 |
| Oct. 26, 1996 | 5 | at Nebraska | L 63-7 |
| Nov. 9, 1996 | 13 | Kansas State | L 38-12 |
| Oct. 25, 1997 | 1 | Nebraska | L 35-0 |
| Nov. 8, 1997 | 11 | at Kansas State | L 48-16 |
| Sept. 25, 1998 | 25 | at Missouri | L 23-41 |
| Oct. 3, 1998 | 18 | Texas A&M | L 21-24 |
| Oct. 17, 1998 | 8 | at Nebraska | L 41-0 |
| Oct. 24, 1998 | 17 | Colorado | W 33-17 |
| Oct. 31, 1998 | 4 | Kansas State | L 54-6 |
| Oct. 16, 1999 | 13 | at Texas A&M | L 17-34 |
| Oct. 30, 1999 | 8 | Nebraska | L 17-24 |
| Sept. 30, 2000 | 14 | at Oklahoma | L 34-16 |
| Oct. 7, 2000 | 4 | Kansas State | L 52-13 |
| Nov. 4, 2000 | 6 | at Nebraska | L 17-56 |
| Nov. 11, 2000 | 19 | Texas | L 16-51 |
| Sept. 8, 2001 | 14 | UCLA | L 17-41 |
| Oct. 13, 2001 | 3 | Oklahoma | L 38-10 |
| Nov. 3, 2001 | 2 | Nebraska | L 51-7 |
| Nov. 10, 2001 | 5 | at Texas | L 59-0 |
| Nov. 2, 2002 | 14 | Kansas State | L 0-64 |
| Sept. 27, 2003 | 23 | Missouri | W 35-14 |
| Nov. 8, 2003 | 19 | Nebraska | L 24-3 |
| Oct. 23, 2004 | 2 | at Oklahoma | L 41-10 |
| Nov. 13, 2004 | 6 | Texas | L 23-27 |
| Oct. 1, 2005 | 13 | at Texas Tech | L 17-30 |
| Nov. 12, 2005 | 2 | at Texas | L 66-14 |
| Nov. 26, 2005 | 25 | Iowa State (ot) | W 24-21 |
| Sept. 30, 2006 | 21 | at Nebraska (ot) | L 32-39 |

vs. AP Ranked Teams:

All-time vs. AP Ranked Teams: 23-137-2
 vs. Top 10: 8-81-2
 vs. Top 5: 4-45-1
 vs. Number 1: 1-12
 at Home: 14-69-2
 on Road: 7-65
 Neutral: 2-3

KU IN THE POLLS



The 1992 team recorded the biggest comeback victory in school history and finished the season ranked. No. 22.

Kansas Football Week-by-Week AP Rankings

| Year | Date | Rk | Next Opponent | Result | |
|---------|----------|----------------|-------------------|-----------------|---------|
| 1947 | Nov. 22 | 17 | Missouri | W 20-14 | |
| | Nov. 29 | 13 | at Arizona | W 54-28 | |
| | Jan. 1 | 13 | Georgia Tech* | L 14-20 | |
| 1950 | Nov. 11 | 19 | Oklahoma | L 13-33 | |
| 1951 | Oct. 6 | 20 | at Colorado | L 27-35 | |
| 1952 | Sept. 20 | 17 | TCU | W 13-0 | |
| | Sept. 27 | 17 | Santa Clara | W 21-9 | |
| | Oct. 4 | 9 | Colorado | W 21-12 | |
| | Oct. 11 | 9 | at Iowa State | W 43-0 | |
| | Oct. 18 | 8 | Oklahoma | L 20-42 | |
| | Oct. 25 | 15 | at SMU | W 26-0 | |
| | Nov. 1 | 9 | at Kansas State | W 26-6 | |
| | Nov. 8 | 7 | Nebraska | L 13-14 | |
| | Nov. 15 | 19 | Oklahoma State | W 12-7 | |
| | Nov. 22 | 18 | at Missouri | L 19-20 | |
| | 1960 | Sept. 24 | 7 | at Kansas State | W 41-0 |
| | | Oct. 1 | 5 | Syracuse | L 7-14 |
| | | Oct. 8 | 10 | at Iowa State | W 28-14 |
| | | Oct. 15 | 9 | Oklahoma | T 13-13 |
| Oct. 22 | | 15 | at Oklahoma State | W 14-7 | |
| Oct. 29 | | 19 | at Iowa State | L 7-21 | |
| Nov. 5 | | 10 | Nebraska | W 31-0 | |
| Nov. 12 | | 10 | Colorado | W 34-6 | |
| Nov. 19 | | 11 | at Missouri | W 23-7 | |
| 1961 | | Sept. 23 | 8 | at TCU | L 16-17 |
| | | Nov. 25 | 10 | Missouri | L 7-10 |
| 1968 | Sept. 21 | 12 | at Illinois | W 47-7 | |
| | Sept. 28 | 12 | Indiana | W 38-20 | |
| | Oct. 5 | 8 | New Mexico | W 68-7 | |
| | Oct. 12 | 6 | at Nebraska | W 23-13 | |
| | Oct. 19 | 4 | Oklahoma State | W 49-19 | |
| | Oct. 26 | 3 | at Iowa State | W 46-25 | |
| | Nov. 2 | 3 | Colorado | W 27-14 | |
| | Nov. 9 | 3 | Oklahoma | L 23-27 | |
| | Nov. 16 | 7 | at Kansas State | W 38-29 | |
| | Nov. 23 | 7 | Missouri | W 21-19 | |
| | Jan. 1 | 6 | vs. Penn State* | L 14-15 | |
| | 1973 | Oct. 13 | 19 | Kansas State | W 25-18 |
| | | Oct. 20 | 18 | at Nebraska | L 9-10 |
| | | Oct. 27 | 17 | at Iowa State | W 22-20 |
| Nov. 3 | 18 | Oklahoma State | T 10-10 | | |

| | | | | | |
|----------|----------|-------------|-------------------|----------------|---------|
| | Nov. 10 | 18 | Colorado | W 17-15 | |
| | Nov. 17 | 20 | at Oklahoma | L 20-48 | |
| | Nov. 24 | 17 | Missouri | W 14-13 | |
| | Dec. 17 | 19 | vs. N.C. State* | L 18-31 | |
| 1974 | Oct. 12 | 19 | at Kansas State | W 20-13 | |
| | Oct. 19 | 13 | Nebraska | L 0-56 | |
| 1975 | Nov. 15 | 17 | Colorado | L 21-24 | |
| | Dec. 26 | 19 | vs. Pittsburgh | L 19-33 | |
| 1976 | Sept. 4 | 19 | at Oregon State | W 28-16 | |
| | Sept. 18 | 13 | Kentucky | W 37-16 | |
| | Oct. 2 | 9 | Wisconsin | W 34-24 | |
| | Oct. 9 | 8 | at Oklahoma State | L 14-21 | |
| | Oct. 16 | 15 | Oklahoma | L 10-28 | |
| | 1992 | Sept. 24 | 24 | California | L 23-27 |
| | | Oct. 17 | 25 | at Iowa State | W 50-47 |
| | | Oct. 24 | 22 | Oklahoma | W 27-10 |
| | | Nov. 2 | 18 | Oklahoma State | W 26-18 |
| | Nov. 9 | 13 | at Nebraska | L 7-49 | |
| Nov. 16 | 20 | Colorado | L 18-25 | | |
| Nov. 23 | 22 | at Missouri | L 17-22 | | |
| Dec. 25 | 22 | vs. BYU* | W 23-20 | | |
| 1995 | Oct. 7 | 24 | at Colorado | W 40-24 | |
| | Oct. 14 | 10 | Iowa State | W 34-7 | |
| | Oct. 21 | 7 | at Oklahoma | W 38-17 | |
| | Oct. 28 | 6 | at Kansas State | L 7-41 | |
| | Nov. 4 | 11 | Missouri | W 42-23 | |
| | Nov. 11 | 10 | Nebraska | L 3-41 | |
| | Nov. 18 | 15 | at Oklahoma State | W 22-17 | |
| Dec. 25 | 11 | vs. UCLA* | W 51-30 | | |
| 1996 | Aug. 29 | 25 | vs. Ball State | W 35-10 | |
| | Sept. 14 | 24 | at TCU | W 52-17 | |
| Sept. 28 | 20 | at Utah | L 42-45 | | |

* - Denotes a Bowl Game

Final Rankings

| Year | Ranking |
|------|---------------------------------------|
| 1947 | 12 (AP) |
| 1951 | 20 (UPI) |
| 1960 | 11 (AP), 19 (UPI) |
| 1961 | 15 (UPI) |
| 1968 | 7 (AP), 6 (UPI) |
| 1973 | 18 (AP), 115 (UPI) |
| 1992 | 22 (AP), 22 (UPI), 23 (CNN/USA Today) |
| 1995 | 9 (AP), 10 (UPI), (CNN/USA Today) |

Comeback Victories

| Trail | Q | Opponent | Final |
|------------|-----|-------------------------|-------|
| 26 (21-47) | 3rd | at Iowa State, 1992 | 50-47 |
| 21 (0-21) | 3rd | COLORADO, 1950 | 27-21 |
| 20 (0-20) | 1st | LOYOLA (CALIF.), 1951 | 34-26 |
| 19 (7-26) | 2nd | IOWA STATE, 1953 | 53-33 |
| 15 (0-15) | 2nd | at Oklahoma State, 1967 | 26-15 |
| 14 (0-14) | 1st | at Oklahoma, 1995 | 38-17 |
| 14 (0-14) | 1st | at Missouri, 1989 | 46-44 |
| 14 (7-21) | 3rd | at Wyoming, 1963 | 25-21 |
| 14 (0-14) | 1st | at Oklahoma State, 1962 | 36-17 |
| 13 (0-13) | 1st | at Tulsa, 2002 | 43-33 |
| 13 (0-13) | 3rd | MISSOURI, 1973 | 14-13 |
| 13 (0-13) | 2nd | at Kansas State, 1956 | 20-15 |

Comeback Ties

| Trail | Q | Opponent | Final |
|-----------|-----|-------------------|-------|
| 20 (0-20) | 2nd | NEBRASKA, 1920 | 20-20 |
| 13 (0-13) | 4th | at Missouri, 1958 | 13-13 |

Comebacks By Opponent

| Trail | Q | Opponent | Final |
|-----------|-----|-------------------|-------|
| 25 (30-5) | 2nd | TEXAS TECH, 2004 | 30-31 |
| 19 (19-0) | 4th | at Colorado, 1961 | 19-20 |

Victory Margins

| Margin | Score | Opponent | Year |
|--------|-------|--------------------|------|
| 83 | 83-0 | WASHINGTON (MO.) | 1923 |
| 80 | 86-6 | SOUTH DAKOTA STATE | 1947 |
| 72 | 72-0 | UAB | 1994 |
| 62 | 62-0 | ST. MARY'S | 1912 |
| 61 | 68-7 | NEW MEXICO | 1968 |
| 56 | 56-0 | IOWA | 1897 |
| 56 | 56-0 | MIDLAND | 1895 |
| 55 | 55-0 | KANSAS STATE | 1947 |
| 55 | 55-0 | EMPORIA STATE | 1909 |
| 52 | 52-0 | BALL STATE | 1992 |
| 51 | 57-6 | WICHITA STATE | 1983 |

Conference Victory Margins

| Margin | Score | Opponent | Year |
|--------|-------|-------------------|------|
| 55 | 55-0 | KANSAS STATE | 1947 |
| 43 | 43-0 | at Iowa State | 1952 |
| 41 | 41-0 | IOWA STATE | 1991 |
| 41 | 41-0 | at Kansas State | 1960 |
| 41 | 55-14 | at Oklahoma State | 1949 |
| 40 | 47-7 | at Kansas State | 1950 |
| 39 | 42-3 | COLORADO | 1980 |

Road Victory Margins

| Margin | Score | Opponent | Year |
|--------|-------|--------------------|------|
| 48 | 48-0 | at Washington, Mo. | 1924 |
| 46 | 53-7 | at California | 1961 |
| 46 | 46-0 | at Arizona | 1949 |
| 43 | 43-0 | at Iowa State | 1952 |
| 42 | 49-7 | at Oregon State | 1992 |
| 42 | 42-0 | at South Dakota | 1900 |

Margins Of Defeat

| Margin | Score | Opponent | Year |
|--------|-------|----------------------|------|
| 70 | 0-70 | NEBRASKA | 1986 |
| 65 | 0-65 | OKLAHOMA | 1954 |
| 64 | 0-64 | KANSAS STATE | 2002 |
| 61 | 10-71 | OKLAHOMA | 1987 |
| 61 | 3-64 | OKLAHOMA | 1986 |
| 61 | 0-61 | IOWA NAVY PRE-FLIGHT | 1942 |



BOWL SUMMARIES

1948 Orange Bowl

Jan. 1, 1948 -- Miami, Fla.

Georgia Tech 20, Kansas 14

Trailing 20-14 to Georgia Tech with the final minutes ticking away, Kansas appeared ready to upset the favored Engineers in the 14th annual Orange Bowl only to have a lost fumble at the two-foot line dash all hopes.

All three Georgia Tech touchdowns came via the pass. Included were 24 and five-yard strikes from quarterback Jim Still to Jim Patton and a 15-yard score from Still to Billy Queen.

Georgia Tech scored first on the 24-yard pass play to take a 7-0 lead in the second quarter. Kansas answered however, with a 65-yard drive climaxed by Ray Evans' 12-yard scoring burst and the extra point by Don Fambrough.

The third quarter proved pivotal, however, as Georgia Tech scored twice to take a 20-7 lead into the final stanza. Finding it difficult to move on the ground, Tech resorted to the airways. As a result, Still set an Orange Bowl record for most touchdown passes and best passing percentage, a .769 mark based on 10 completions in 13 attempts.

The Jayhawks were not finished, however. A long pass from quarterback Bill Hogan to end Bryan Sperry moved the ball to the Georgia Tech 12. Hogan then lobbed a 12-yard scoring pass to Evans. Soon afterwards Dick Monroe of Kansas recovered a Georgia Tech fumble at the Tech 42. Three plays later, Hogan passed complete to end Otto Schnellbacher putting the ball at the 26. Evans then sliced off three yards before pitching to Schnellbacher who was forced out at the 10. Evans then bolted nine yards to the one and it appeared Kansas was ready to upset the Engineers.

But then disaster struck. Quarterback Lynne McNutt, attempting to sneak it in for the game-tying touchdown, lost the ball and the officials ruled that Tech's Rollo Phillips came up with it. Controversy raged as to whether McNutt actually fumbled or Phillips took it away from him amidst the pileup at the goal line.

The game marked the end of the playing careers of two KU All-Americans — end Otto Schnellbacher and halfback Ray Evans. The pair represented the first All-Americans ever named at Kansas. Schnellbacher finished his career at KU with 58 pass receptions good for 1,069 yards. Both the number of receptions and total yards stood as KU school records for more than 20 years.

Evans finished his career with 3,799 yards of total offense including 1,431 rushing and 2,368 passing. The total yards and passing yardage also stood as school records for more than 20 years.

| The Statistics | KU | GT |
|-------------------|-------|-------|
| First Downs | 14 | 9 |
| Rushing Yards | 77 | 75 |
| Passing Yards | 158 | 129 |
| Passes (Att-Comp) | 19-10 | 19-11 |
| Had Intercepted | 1 | 0 |
| Punts & Average | 7-34 | 9-40 |
| Fumbles Lost | 1 | 1 |
| Yards Penalized | 37 | 70 |

| | | | | | |
|--------------|---|---|----|---|-------|
| Kansas | 0 | 7 | 0 | 7 | -- 14 |
| Georgia Tech | 0 | 7 | 13 | 0 | -- 20 |

GTU -- Patton 24 pass from Still (Bowen kick), 9:53 -- 2
 KAN -- Evans 12 run (Fambrough kick), 6:30 -- 2
 GTU -- Queen 16 pass from Still (Bowen kick), 9:08 -- 3
 GTU -- Patton 4 pass from Still (kick failed), 1:20 -- 3
 KAN -- Evans 12 pass from Hogan (Fambrough kick), 6:55 -- 4

Weather: Sunny, 77 degrees
 Attendance: 59,578

1961 Bluebonnet Bowl

Dec. 16, 1961 -- Houston, Texas

Kansas 33, Rice 7

Sparked by a 41-yard run by quarterback John Hadl out of deep punt formation late in the first half, Kansas swept by Rice amidst a steady rain, 33-7, to claim the third annual Bluebonnet Bowl.

Trailing 7-6 at the time and facing a fourth-and-six situation from the KU 40, Hadl faked the punt and raced 41 yards before being dropped at the Rice 19. Two plays later fullback Ken Coleman crashed over from the one to give the Jayhawks a 12-7 halftime lead. That proved to be the impetus for Kansas as it thoroughly dominated the second half against the homestanding Owls.

The Jayhawks controlled the ball in the second half scoring on drives of 50, 36 and 68 yards while finishing the day with 76 offensive plays compared to only 47 for Rice.

Kansas was equally effective on the ground and in the air. Hadl finished with seven completions in 10 attempts for 64 yards. Coleman, voted the game's Most Outstanding Offensive Performer, finished with 107 yards rushing and two touchdowns.

The Jayhawks scored first with 5:05 remaining in the initial quarter when Coleman went over from a yard out. It climaxed a 59-yard, nine-play drive. The extra point attempt by Bill Barnes was blocked.

Rice answered that score, however, with just 45 seconds left in the first quarter when quarterback Randy Kerbow completed a five-yard scoring pass to flanker Johnny Burrell. The extra point was good to put the Owls on top for the one and only time. That set the stage for Hadl's heroics and the Kansas domination.

Two Kansas players — Hadl and fullback Curtis McClinton — signed professional contracts on the field immediately after the game. Hadl signed with the San Diego Chargers and McClinton with the Dallas Texans.

Controversy surrounded Hadl prior to the game when it was alleged that he had already signed a professional contract with the Chargers thus making him ineligible. To clear the air he signed an affidavit saying he had not signed.

Hadl finished his career with 2,382 yards total offense — 1,341 passing and 1,041 rushing. At the time that figure ranked second only to All-American Ray Evans who 14 years earlier had led Kansas to its first bowl appearance.

McClinton concluded his career with 1,414 yards rushing. At the time that figure was the fourth best in Kansas history behind Charlie Hoag, Homer Floyd and Evans.

| The Statistics | KU | Rice |
|-------------------|--------|-------|
| First Downs | 21 | 11 |
| Rushes & Yards | 66-293 | 27-58 |
| Passing Yards | 64 | 163 |
| Passes (Att-Comp) | 10-7 | 20-11 |
| Had Intercepted | 2 | 0 |
| Punts & Average | 3-37 | 6-31 |
| Fumbles Lost | 0 | 3 |
| Yards Penalized | 15 | 0 |

| | | | | | |
|--------|---|---|----|---|-------|
| Kansas | 6 | 6 | 13 | 8 | -- 33 |
| Rice | 7 | 0 | 0 | 0 | -- 7 |

KAN -- Coleman 1 run (kick failed), 5:05 -- 1
 RICE -- Burrell 5 pass from Kerbow (Blume kick), 0:45 -- 1
 KAN -- Coleman 1 run (pass failed), 1:16 -- 2
 KAN -- McClinton 6 run (Barnes kick), 9:02 -- 3
 KAN -- McFarland 13 run (kick failed), 2:08 -- 3
 KAN -- McFarland 12 run (Boydston pass from Hadl), 7:40 -- 4

Weather: Rainy and humid, 63 degrees
 Attendance: 52,000

BOWL SUMMARIES



1969 Orange Bowl Jan. 1, 1969 -- Miami, Fla. Penn State 15, Kansas 14

In the never-to-be-forgotten "Twelfth Man Game," Penn State shaded Kansas, 15-14, with a second-chance two-point conversion in the waning seconds of the 35th annual Orange Bowl Classic.

The Jayhawks apparently had won the game when they broke up Chuck Burkhart's conversion pass following Penn State's frantic touchdown with just 15 seconds remaining.

However, it was ruled Kansas had 12 men on the field and the Nittany Lions received another chance — this time from only one and one-half yards instead of three. On that attempt Bob Campbell's thrust at the left side of his line produced the winning margin.

Kansas, playing in its third bowl game, took a 14-7 lead early in the fourth quarter when Donnie Shanklin returned a punt 46 yards to the seven to set up a touchdown by John Riggins.

The Jayhawks nursed the lead for nearly 12 minutes and once missed a first down by inches at the Penn State five while driving for what would have been a wrap-up touchdown.

The game still appeared to be under control when Kansas kicked to the Nittany Lions at the 50 with 1:16 remaining. But on the next play Burkhart hit Campbell with a 47-yard pass that KU defender Billy Hunt lost in the lights. It took three plays to score from the three, but Burkhart finally got across on a bootleg play around left end to set the stage for the hectic windup.

Kansas scored in the opening quarter when Mike Reeves capped a nine-play, 45-yard drive by ramming over from the two. Pat Hutchens set the drive in motion by intercepting Burkhart's pass.

Shanklin, who gained 122 yards while handling the ball 19 times on rushes, kick returns and pass receptions, was voted the outstanding performer. His Orange Bowl production pushed Shanklin's career all-purpose running aggregate to 3,506 yards.

The game was played before 77,719 fans, in addition to, a national television audience. The 77,719 represented the second largest crowd ever to watch a Kansas football game.

The game also marked the conclusion of careers for two Kansas All-Americans — quarterback Bobby Douglass and defensive end John Zook. The 1968 season was the last to see Kansas have two All-Americans in one season.

| The Statistics | KU | PSU |
|-------------------|-------|--------|
| First Downs | 16 | 17 |
| Rushes & Yards | 59-76 | 55-207 |
| Passing Yards | 165 | 154 |
| Passes (Att-Comp) | 18-9 | 23-12 |
| Had Intercepted | 1 | 2 |
| Return Yardage | 52 | 31 |
| Punts & Average | 10-38 | 9-38 |
| Fumbles Lost | 0 | 2 |
| Penalties & Yards | 2-10 | 1-15 |

| | | | | | |
|------------|---|---|---|---|-------|
| Kansas | 7 | 0 | 0 | 7 | -- 14 |
| Penn State | 0 | 7 | 0 | 8 | -- 15 |

KAN -- Reeves 2 run (Bell kick), 3:05 -- 1
 PSU -- Pitman 13 run (Garthwaite kick), 11:08 -- 2
 KAN -- John Riggins 1 run (Bell kick), 12:38 -- 4
 PSU -- Burkhart 3 run (Campbell run), 0:15 -- 4

Weather: Cloudy, 65 degrees
 Attendance: 77,719

1973 Liberty Bowl Dec. 17, 1973 -- Memphis, Tenn. North Carolina State 31, Kansas 18

Playing in a bowl game for the fourth time in its history, Kansas was upset by North Carolina State, 31-18, in the 15th annual Liberty Bowl.

The Jayhawks went into the game a slight favorite but fell after a controversial decision by an official in the third quarter which led to three unanswered N.C. State touchdowns.

The play came in the early minutes of the third quarter with the score tied, 10-10. Facing a fourth down and six situation from its own 44-yard line, N.C. State punted to KU's Bruce Adams at the 19. In heavy traffic Adams called for a fair catch but fell to the ground as the ball glanced off of him. N.C. State's Ralph Stringer fell on the ball and the Wolfpack scored two plays later when fullback Stan Fritz went over right guard from eight yards out. Ron Sewell's extra point put N.C. State on top, 17-10.

Adams argued with officials that he was tripped on the fair catch but the officials refused to change their ruling.

The Wolfpack scored twice more before the Jayhawks' offense responded with a late fourth quarter scoring drive of its own. A drive of 80 yards in 17 plays culminated by a 12-yard touchdown run by Charles Young pushed N.C. State ahead, 24-10, with 4:50 remaining in the game. Less than a minute later N.C. State's Jim Henderson intercepted a David Jaynes pass in the flat and returned it 31 yards to put the Wolfpack out of reach, 31-10.

Jaynes, KU's All-America quarterback playing his last game for the Jayhawks, then led Kansas on a 74-yard drive in eight plays to cut the N.C. State margin to 13, 31-18. Fullback Robert Miller, playing the best game of his career for KU, scored the touchdown with a brilliant 12-yard burst through the middle with just 34 seconds remaining. Jaynes passed to Adams for a two-point conversion.

Jaynes finished the game with 24 completions in 38 attempts for 218 yards. All of those figures represented Liberty Bowl records and for his efforts he was named the game's outstanding offensive performer.

Miller finished the game with 104 yards rushing in 15 carries. He scored both KU touchdowns, one rushing and one receiving.

Mike Lemon, junior noseguard, led the Kansas defense with 11 tackles, seven of which were unassisted. Lemon was voted KU's outstanding defensive performer in the game.

| The Statistics | KU | NCSU |
|-------------------|--------|--------|
| First Downs | 24 | 17 |
| Rushes & Yards | 31-130 | 56-188 |
| Passing Yardage | 218 | 86 |
| Passes (Att-Comp) | 38-24 | 14-7 |
| Had Intercepted | 2 | 1 |
| Return Yardage | 7 | 44 |
| Punts & Average | 2-37 | 1-38 |
| Fumbles Lost | 1 | 0 |
| Penalties & Yards | 4-37 | 3-35 |

| | | | | | |
|----------|---|----|---|----|-------|
| Kansas | 0 | 10 | 0 | 8 | -- 18 |
| NC State | 7 | 3 | 7 | 14 | -- 31 |

NCSU -- Fritz 2 run (Sewell kick), 4:09 -- 1
 KAN -- Miller 12 pass from Jaynes (Love kick), 14:15 -- 2
 NCSU -- FG Sewell 33, 4:54 -- 2
 KAN -- FG Love 28, 0:37 -- 2
 NCSU -- Fritz 8 run (Sewell kick), 9:20 -- 3
 NCSU -- Young 12 run (Sewell kick), 4:50 -- 4
 NCSU -- Henderson 31 pass interception return (Sewell kick), 4:03 -- 4
 KAN -- Miller 12 run (Adams pass from Jaynes), 0:34 -- 4

Weather: Clear, 32 degrees
 Attendance: 50,011



BOWL SUMMARIES

1975 Sun Bowl

Dec. 26, 1975 -- El Paso, Texas
Pittsburgh 33, Kansas 19

Playing in its fifth bowl game ever and second in three years, Kansas dropped a 33-19 decision to Pittsburgh in the 41st annual Sun Bowl.

Behind three 100-plus yard rushing performances by All-American halfback Tony Dorsett (142), fullback Elliott Walker (123) and quarterback Robert Haygood (101), the Panthers built a 19-0 halftime lead and then held on in the second half to claim the triumph.

Walker opened the game's scoring with a brilliant 60-yard run on a pitchout from Haygood. The score came with 2:11 remaining in the initial quarter and after two earlier scoring threats by Kansas had faltered.

The failure on those two occasions seemingly gave Pittsburgh the momentum it needed to easily capture the verdict.

The first came on the game's third play when KU quarterback Nolan Cromwell kept for 13 yards around end then pitched to halfback Bill Campfield who fled untouched to the end zone for what appeared to be an 83-yard scoring play. But the officials ruled it was an illegal forward pitch and the ball was brought back. The drive subsequently stalled.

The second came just inside the six-minute mark in the first quarter when, facing a fourth-and-one at the Pitt 17, Cromwell appeared to easily make a first down with a sneak up the middle. But when the ball was spotted it wasn't even close, turning it over to the Panthers. Four plays later Walker scored from 60 yards out and the floodgates appeared open.

The Jayhawks did score first in the second half giving some hope of a comeback. Halfback Laverne Smith, who finished the day with 118 yards rushing, dazzled the Panther defense with a 55-yard burst up the middle with 4:32 remaining in the third quarter. That made it 19-7 but with 12:49 remaining in the game Walker scored again for Pittsburgh, this time from two yards out, to erase all KU hopes of a comeback.

Smith later added a 17-yard touchdown run which was followed by a 38-yard scoring pass from quarterback Scott McMichael to halfback Skip Sharp to close out the Kansas scoring.

Nearly 4,000 KU faithful made the trip to El Paso to help comprise the record turnout of 30,272.

The Statistics

| | KU | Pitt |
|-------------------|--------|--------|
| First Downs | 19 | 16 |
| Rushes & Yards | 67-342 | 53-372 |
| Passing Yardage | 76 | 60 |
| Passes (Att-Comp) | 14-4 | 13-8 |
| Had Intercepted | 1 | 2 |
| Return Yardage | 3 | 4 |
| Punts & Average | 5-37 | 5-35 |
| Fumbles Lost | 2 | 0 |
| Penalties & Yards | 5-25 | 10-95 |

| | | | | | |
|------------|---|----|---|----|-------|
| Kansas | 0 | 0 | 7 | 12 | -- 19 |
| Pittsburgh | 7 | 12 | 0 | 14 | -- 33 |

- PITT -- Walker 60 run (Long kick), 2:11 -- 1
- PITT -- Dorsett 8 run (kick failed), 14:42 -- 2
- PITT -- Dorsett 2 run (run failed), 0:26 -- 2
- KAN -- Smith 55 run (Swift kick), 4:32 -- 3
- PITT -- Walker 2 run (Long kick), 12:49 -- 4
- KAN -- Smith 17 run (kick failed), 6:11 -- 4
- PITT -- Jones 7 pass from Haygood (Long kick), 3:15 -- 4
- KAN -- Sharp 38 pass from McMichael (run failed), 2:02 -- 4

Weather: Clear and sunny, 67 degrees
Attendance: 30,272

1981 Hall Of Fame Bowl

Dec. 31, 1981 -- Birmingham, Ala.
Mississippi State 10, Kansas 0

It will be remembered by the Jayhawk fans as the 12-second game. That's the only way to describe Kansas' 10-0 loss to Mississippi State in the fifth annual Hall of Fame Bowl. Playing in its first postseason game in six years, Kansas players, coaches and fans watched as a nightmare unfolded before their eyes.

Witnessed by a crowd of 41,000 on a cool, damp afternoon at Birmingham's Legion Field, KU's Darren Green took the opening kickoff and returned it 15 yards before accidentally colliding with a teammate. The result was a turnover and Mississippi State's ball on the KU 17.

On the ensuing play, MSU quarterback John Bond rolled right on an option play, turned upfield and went unscathed into the end zone for the first and last TD of the day. The extra point was good handing Mississippi State a shocking 7-0 lead. A mere dozen ticks of the clock had gone by and KU was trailing. Head coach Don Fambrough and his beleaguered troops could not believe what they had just viewed.

"I wake up in a cold sweat thinking what might happen if you fumble the opening kickoff and they go in," said a saddened Fambrough after the game. "That kickoff was the turning point. Our team was stung and intimidated."

True, the Jayhawks could never regroup. However, the defense, as had commonplace all season, stiffened, allowing just a field goal for the remainder of the game. The offense was a different story. Senior quarterback Steve Smith, subbing for the injured Frank Seurer, played his heart out but the gears would never churn. The Jayhawks' only real scoring threat was nullified by a strange penalty.

With a little under five minutes left in the game, KU's Bucky Scribner had punted from deep in KU territory when the Bulldogs' Cookie Jackson fumbled and Kansas recovered on the MSU 22. However, a flag had been thrown. The Jayhawks had clipped and expected to have the ball moved back 15 yards to the Bulldog 37. That wasn't the case. The officials changed their minds and decided the clip had occurred during the punt. Therefore the penalty was assessed from the line of scrimmage. Kansas had to punt again from its own 11. Again, too much adversity to overcome.

On this day of bad breaks, KU did have some bright spots. Freshman signal caller Mike Frederick, seeing his most playing time since putting on the Crimson and Blue, completed 7-of-9 passes for 110 yards and a near score. Kansas had the ball on the Bulldogs' two-yard line and no time left because of a preceding defensive penalty. But a short pass intended for Wayne Capers fell short and KU suffered its first shutout in six postseason games.

The Statistics

| | KU | MSU |
|-------------------|--------|--------|
| First Downs | 14 | 12 |
| Rushes & Yards | 40-106 | 53-250 |
| Passing Yardage | 171 | 51 |
| Passes (Att-Comp) | 31-15 | 16-5 |
| Had Intercepted | 2 | 0 |
| Return Yardage | 19 | 35 |
| Punts & Average | 9-45 | 9-44 |
| Fumbles & Lost | 1-1 | 5-1 |
| Penalties & Yards | 7-82 | 10-65 |

| | | | | | |
|-------------------|---|---|---|---|-------|
| Kansas | 0 | 0 | 0 | 0 | -- 0 |
| Mississippi State | 7 | 3 | 0 | 0 | -- 10 |

- MSU -- Bond 17 run (Morgan kick), 14:48 -- 1
- MSU -- Moore 14 FG, 10:55 -- 2

Weather: Cloudy and damp, 48 degrees
Attendance: 41,000

BOWL SUMMARIES



1992 Aloha Bowl

Dec. 25, 1992 -- Honolulu, Hawai'i
Kansas 23, Brigham Young 20

Playing in its first bowl game in 11 years, Kansas lost the coin toss to begin the game and, subsequently, surrendered a kickoff return touchdown to Brigham Young's Hema Heimuli on the first play of the game.

This auspicious start was much like the Jayhawks' last bowl appearance, 11 years earlier, when a Kansas turnover on the kickoff enabled Mississippi State to score a touchdown 12 seconds into a 10-0 win in the 1981 Hall of Fame Bowl. The rest of the game, however, unfolded quite nicely for Jayhawk fans. Just two plays from scrimmage later, Kansas receiver Matt Gay caught a lateral from quarterback Chip Hilleary and then hit a wide-open Rodney Harris for a 74-yard touchdown pass. After just 1:01, each team had scored a touchdown.

The Jayhawks continued to score in the first quarter. With BYU pinned deep in its own territory, junior lineman Chris Maumalanga burst through the Cougars' line to sack running back Jamal Willis in his own endzone for a safety and a 9-7 lead. Maumalanga was one of the many highlights for the Kansas defensive line, which sacked BYU quarterback Tom Young six times. Senior Dana Stubblefield led the Jayhawks with three sacks, three hurries and one tackle for loss. For his efforts, Stubblefield was named the game's most valuable player.

But Willis later gained revenge with a 29-yard touchdown romp with 10:16 left to play in the half. Following his score, BYU led, 14-9, and seemed to have halted the Jayhawks' momentum.

On the ensuing kickoff, another Kansas senior — running back Maurice Douglas — broke free for a 54-yard return that put the Jayhawks on the BYU 43. Kicker Dan Eichloff hammered a 41-yard field goal that capped the first-half scoring at 14-12. Brigham Young owned the third quarter, racking up 187 yards total offense and holding the ball for 9:50. Kansas, on the other hand, managed just 33 yards total offense but did limit the Cougars to six points as BYU carried a 20-12 lead into the final quarter. To start the final quarter, Hilleary engineered a six-play, 75-yard drive that resulted in his one-yard run and was capped by his two-point conversion that tied the game at 20. That drive was sustained by Hilleary's 48-yard completion to Harris, who finished with 142 yards on four catches.

On the following drive, the Jayhawk defense stopped the Cougars on three straight plays and BYU was forced to punt.

Kansas regained the ball on its own 21 yard line with just over 10 minutes to play. Hilleary then embarked the Jayhawks on a drive that would last nearly seven minutes and result in Dan Eichloff's 48-yard field goal that provided Kansas with the program's first bowl win in 31 years and just the second in school history.

BYU then mounted a drive late in the game, advancing as far as the KU 34-yard line. But senior safety Charley Bowen secured the Jayhawks' first bowl win in 31 years by picking off Young's pass at the Kansas 29-yard line with 2:11 to play.

A Christmas crowd of 42,933 paid to see the Jayhawks' win, and the game ranked among the top-watched bowl games on television in 1992-93.

| The Statistics | KU | BYU |
|-------------------|--------|--------|
| First Downs | 18 | 19 |
| Rushes & Yards | 49-172 | 32-142 |
| Passing Yardage | 200 | 262 |
| Passes (Att-Comp) | 12-24 | 15-31 |
| Had Intercepted | 0 | 1 |
| Return Yardage | 12 | 18 |
| Punts & Average | 8-48.3 | 4-48.3 |
| Fumbles & Lost | 0-0 | 1-0 |
| Penalties & Yards | 7-55 | 7-73 |

Kansas 9 3 0 11 -- 23
 Brigham Young 7 7 6 0 -- 20
 BYU -- Heimuli 94 kickoff return (Lauder kick)
 KAN -- Harris 74 pass from Gay (Eichloff kick)
 KAN -- Safety, Willis tackled in the end zone
 BYU -- Willis 29 run (Lauder kick)
 KAN -- FG Eichloff 42
 BYU -- Sterling 10 pass from Young (conversion failed)
 KAN -- Hilleary 1 run (Hilleary run)
 KAN -- FG Eichloff 48

Weather: Partly cloudy, 84 degrees
 Attendance: 42,933

1995 Aloha Bowl

Dec. 25, 1995 -- Honolulu, Hawai'i
Kansas 51, UCLA 30

Preparing for its second bowl game in four seasons and its eighth in school history, Kansas received a surprising announcement from head coach Glen Mason one week before the game and another equally as surprising just hours before kickoff.

Mason, who had accepted the head coaching position at the University of Georgia the day before the team departed for Hawaii, told his squad that he had reconsidered the Stadium. Inspired by Mason's decision, the Jayhawks set several bowl records in running over the favored UCLA Bruins to win their second-straight postseason game. Kansas struck first and often in taking a 17-0 lead into halftime. Senior quarterback Mark Williams capped an 11-play drive in which the Jayhawks drove 72 yards with a nine-yard pass to tight end Jim Moore for the touchdown. Williams set a school postseason record by completing his first 10 pass attempts, five of which came on the opening drive.

On their first drive of the second quarter it appeared the Jayhawk offense would stall when faced with a third-and-13 on UCLA's 49-yard line. While the UCLA defense was looking for a pass, junior running back June Henley took a draw play and outran the Bruin defenders for the touchdown. Henley carried the ball 13 times for 107 yards on the afternoon.

Jeff McCord booted a 27-yard field goal late in the second quarter to give the Jayhawks a 17-0 lead at halftime.

The Jayhawk defense stonewalled the Bruin offense yet again, this time forcing a punt from deep within their own territory. On the return it appeared as though KU's Ashaundai Smith had set a bowl record with a 76-yard return for a touchdown. However, Kansas was called for a block in the back on the return which limited the return to 43 yards. Five plays later Williams found Andre Carter open in the left corner of the end zone for the score. Carter's first career TD gave Kansas a 37-7 lead late in the third quarter.

Early in the fourth quarter, UCLA quarterback Cade McNown found Kevin Jordan open in the end zone on a fourth-and-goal from the eight-yard line as the Bruins began to mount a comeback. On the ensuing kickoff, Vitto Clemente recovered a pooch kick on KU's 30. Five plays later, Abdul-Jabbar ran the ball into the end zone from five yards out, cutting the Jayhawk lead to 37-22.

Williams finished the day 18-for-27 passing for 288 yards including three touchdown strikes. He also had 11 carries for 48 yards including his fourth quarter touchdown run. Following the game he was named Kansas' Most Valuable Player of the game.

When the final gun sounded the Jayhawks had set a bowl record for most points scored by a team with their 51-30 victory over UCLA.

| The Statistics | KU | UCLA |
|-------------------|--------|--------|
| First Downs | 21 | 21 |
| Rushes & Yards | 43-277 | 45-286 |
| Passing Yardage | 292 | 136 |
| Passes (Att-Comp) | 28-19 | 38-15 |
| Had Intercepted | 1 | 0 |
| Return Yardage | 105 | 170 |
| Punts & Average | 2-48.0 | 4-44.8 |
| Fumbles & Lost | 0-0 | 1-1 |
| Penalties & Yards | 4-32 | 6-37 |

Kansas 7 10 20 14 -- 51
 UCLA 0 0 7 23 -- 30
 KAN -- Moore 9 pass from Williams (McCord kick), 9:36 -- 1
 KAN -- Henley 49 run (McCord kick), 13:33 -- 2
 KAN -- FG McCord, 1:29 -- 2
 KAN -- Henley 2 run, 11:17 -- 3
 UCLA -- Melsby 8 pass from McNown (Merten kick), 7:40 -- 3
 KAN -- Byrd 77 pass from Williams (McCord kick), 6:35 -- 3
 KAN -- Carter 27 pass from Williams (McCord kick), 3:14 -- 3
 UCLA -- Jordan 8 pass from McNown (Merten kick), 13:44 -- 4
 UCLA -- Abdul-Jabbar 5 run (Melsby from Merten), 12:43 -- 4
 KAN -- Williams 6 run (McCord kick), 4:30 -- 4
 UCLA -- Melsby 7 pass from McNown (run Jabbar), 3:07 -- 4
 KAN -- Vann 67 run (McCord kick), 2:05 -- 4

Weather: Mostly sunny, 84 degrees
 Attendance: 41,112



BOWL SUMMARIES

2003 Mazda Tangerine Bowl

Dec. 22, 2003 -- Orlando, Fla.

North Carolina State 56, Kansas 26

Kansas, playing in its first bowl game since 1995, fell to the North Carolina State Wolfpack, 56-26, in the Mazda Tangerine Bowl in Orlando, Fla. The loss ended the Jayhawks' season with a record of 6-7, while the Wolfpack finished with an 8-5 mark on the year. NC State opened the scoring with a three-play, 64-yard drive which took just 1:02, capped off by a 45-yard touchdown pass from Tangerine Bowl MVP Philip Rivers to Richard Washington.

The Jayhawks answered with 10:41 left in the first quarter, as senior quarterback Bill Whittemore found freshman wide receiver Charles Gordon in the end-zone on a 23-yard pass play. That touchdown tied Gordon with former Jayhawk Willie Vaughn for the most single-season touchdown receptions by a KU freshman (5).

KU responded with 4:01 remaining in the half, capping off a 10-play, 66-yard drive with a 28-yard field goal by Jerod Brooks to make the score 21-10, but NCSU closed out the first-half scoring with a three-yard touchdown pass from Rivers to McLendon to make the score 28-10 at the break.

The 'Hawks opened the scoring in the second half, as they marched down the field on a nine-play, 79-yard drive, culminating in an 11-yard touchdown pass from Whittemore to sophomore running back Clark Green. NC State answered back with two straight scores, however, on a 40-yard pass from Rivers to Brian Clark and 10-yard run by Davis, to take a 42-17 lead.

Kansas got back on the board with 3:42 left in the third quarter, as Johnny Beck nailed a 39-yard field goal to narrow the gap to 42-20, then a nine-yard Whittemore rush for a score made the score 42-26 with 14:18 left in the game, as the Jayhawks failed on the two-point conversion attempt.

KU's Whittemore finished the game connecting on 20-of-41 pass attempts for 243 yards and two touchdowns. He finished his career with 310 pass completions (sixth place all-time) on 568 attempts (seventh place) for 4,051 yards (sixth place). Whittemore also ended up in fourth place with 5,134 yards of total offense in his career, and set the KU career record for touchdowns responsible for with 50.

Clark Green led the Jayhawks' rushing attack with 14 carries for 87 yards, while Brandon Rideau led the Jayhawk receivers with a KU-bowl record nine catches for 109 yards on the night.

Rivers ended the game with a record setting performance, completing 37-of-45 pass attempts for 475 yards and five touchdowns.

Kansas saw its two-game bowl winning streak snapped.

| The Statistics | KU | NCSU |
|-------------------|--------|--------|
| First Downs | 28 | 34 |
| Rushes & Yards | 40-220 | 22-172 |
| Passing Yardage | 243 | 481 |
| Passes (Att-Comp) | 42-20 | 46-38 |
| Had Intercepted | 2 | 0 |
| Return Yardage | 86 | 0 |
| Punts & Average | 4-30.8 | 1-53.0 |
| Fumbles & Lost | 0-0 | 0-0 |
| Penalties & Yards | 9-75 | 9-86 |

| | | | | | |
|----------|----|---|----|----|-------|
| Kansas | 7 | 3 | 10 | 6 | -- 26 |
| NC State | 21 | 7 | 14 | 14 | -- 56 |

NCSU -- Washington 45 pass from Rivers (Kiker kick), 13:58 -- 1
 KU -- Gordon 23 pass from Whittemore (Brooks kick), 10:41 -- 1
 NCSU -- Washington 14 pass from Rivers (Kiker kick), 8:43 -- 1
 NCSU -- McClendon 1 run (Kiker kick), 1:23 -- 1
 KU -- Brooks 28 yard field goal, 4:01 -- 2
 NCSU -- McClendon 3 pass from Rivers (Kiker kick), :45 -- 2
 KU -- Green 11 pass from Whittemore (Brooks kick), 10:45 -- 3
 NCSU -- Clark 40 pass from Rivers (Kiker kick), 7:24 -- 3
 NCSU -- Davis 10 run (Kiker kick), 6:03 -- 3
 KU -- Beck 39 yard field goal, 3:42 -- 3
 KU -- Whittemore 9 run (Whittemore pass failed) 14:18 -- 4
 NCSU -- Cotchery 21 pass from Rivers (Kiker kick), 12:57 -- 4
 NCSU -- McClendon 26 run (Kiker kick), 10:06 -- 4

Weather: Clear, 66 degrees
 Attendance: 26,482

2005 Fort Worth Bowl

Dec. 23, 2005 -- Fort Worth, Texas

Kansas 41, Houston 13

The University of Kansas closed out the 2005 season with a 42-13 victory over Houston in the Fort Worth Bowl at Amon G. Carter Stadium. The win gave the Jayhawks their first bowl victory since winning the 1995 Aloha Bowl and the most wins (seven) in a decade.

Junior Brian Murph put Kansas (7-5) on the board early when he returned a Houston punt 85 yards for a touchdown. The punt return for a touchdown was the first of Murph's career and KU's longest of the season. Sophomore Scott Webb kicked the extra point to give the Jayhawks a 7-0 lead 10:26 into the game.

Houston (6-6) scored its first points of the game in the second quarter (14:22) when freshman Ben Bell kicked a 32-yard field goal. Kansas answered on the ensuing possession with a five-play, 60-yard drive that resulted in a 13-yard shovel pass from senior Jason Swanson to junior Jon Cornish for a touchdown. Webb converted on the extra point to give KU a 14-3 lead.

The Cougars capped a 42-yard, seven-play drive with a touchdown when junior Kevin Kolb scored on a one-yard keeper with 57 seconds remaining in the half. Bell's extra point brought UH within four, and KU headed into the break leading 14-10.

The KU defense struck early in the second half when senior Theo Baines intercepted a Kolb pass and ran it 16 yards to KU's 30-yard line. Two plays later, Cornish took another shovel pass from Swanson 30 yards for his second touchdown of the day and 11th of the season. Webb's kick gave the Jayhawks a 21-10 advantage. After a 44-yard field goal by Houston's T.J. Lawrence, Swanson connected with senior Mark Simmons on a 32-yard pass to top off an 80-yard, 3:32 scoring drive. The TD and extra point (Webb) gave KU a 28-13 lead with 4:57 left in the third stanza.

KU pulled away when senior Charlton Keith picked off a Kolb pass at the Jayhawks' 14-yard line 2:37 into the fourth quarter and ran it in for a touchdown. The interception was Keith's first and marked his second career touchdown. Just over a minute later, Baines nabbed his second interception of the day, giving KU the ball on the UH 46-yard line. Murph scored his second touchdown of the day in the fourth quarter, a 48-yard pass from Swanson, to give the Jayhawks a 42-13 advantage.

Swanson threw for four touchdowns and had 19 completions on 29 attempts for 307 yards in the final game of his career. Swanson joined Kolb as the 2005 Fort Worth Bowl MVPs.

| The Statistics | KU | UH |
|-------------------|--------|--------|
| First Downs | 29 | 15 |
| Rushes & Yards | 39-198 | 24-30 |
| Passing Yardage | 340 | 214 |
| Passes (Att-Comp) | 32-21 | 44-20 |
| Had Intercepted | 0 | 3 |
| Return Yardage | 45 | 0 |
| Punts & Average | 2-43.0 | 7-44.9 |
| Fumbles & Lost | 1-1 | 1-0 |
| Penalties & Yards | 14-138 | 4-54 |

| | | | | | |
|---------|---|----|----|----|-------|
| Kansas | 7 | 7 | 14 | 14 | -- 42 |
| Houston | 0 | 10 | 3 | 0 | -- 13 |

KU -- Murph 85 punt return (Webb kick), 10:26 -- 1
 UH -- Bell 32 yard field goal, 14:22 -- 2
 KU -- Cornish 13 pass from Swanson (Webb kick), 12:49 -- 2
 UH -- Kolb 1 run (Bell kick), 00:57 -- 2
 KU -- Cornish 30 pass from Swanson (Webb kick), 12:43 -- 3
 UH -- Lawrence 44 yard field goal, 8:29 -- 3
 KU -- Simmons 32 pass from Swanson (Webb kick), 4:57 -- 3
 KU -- Keith 14 int return (Webb kick), 12:23 -- 4
 KU -- Murph 48 pass from Swanson (Webb kick), 9:08 -- 4

Weather: Cloudy, 67 degrees
 Attendance: 35,505



BOWL GAME RECORDS

Kansas Records

First Downs

29 vs. Houston (2005 Fort Worth Bowl)

Rushing Attempts

67 vs. Pittsburgh (1975 Sun Bowl)

Rushing Yards

342 yards vs. Pittsburgh (1975 Sun Bowl)

Pass Attempts

42 vs. North Carolina State (2003 Tangerine Bowl)

Pass Completions

24 vs. North Carolina State (1973 Liberty Bowl)

Passing Yards

340 yards vs. Houston (2005 Fort Worth Bowl)

Touchdown Passes

4 vs. Houston (2005 Fort Worth Bowl)

Total Offense Plays

91 (67 rush, 14 pass) vs. Pittsburgh (1975 Sun Bowl)

Total Offense Yards

548 vs. UCLA (1995 Aloha Bowl)

Touchdowns

7 vs. UCLA (1995 Aloha Bowl)

Points Scored

51 vs. UCLA (1995 Aloha Bowl)

Combined Points

82 vs. North Carolina State (2003 Tangerine Bowl)

Fewest Points Allowed

7 by Rice (1961 Bluebonnet Bowl)

Most Interceptions Gained

3 vs. Houston (2005 Fort Worth Bowl)



KU defeated Houston in the 2005 Fort Worth Bowl.

Opponent Records

First Downs

34 by North Carolina State (2003 Tangerine Bowl)

Fewest First Downs

9 by Georgia Tech (1948 Orange Bowl)

Rushing Attempts

56 by North Carolina State (1973 Liberty Bowl)

Rushing Yards

372 yards by Pittsburgh (1975 Sun Bowl)

Fewest Rushing Yards

30 by Houston (2005 Fort Worth Bowl)

Pass Attempts

46 by North Carolina State (2003 Tangerine Bowl)

Pass Completions

38 by North Carolina State (2003 Tangerine Bowl)

Interceptions Thrown

3 by Houston (2005 Fort Worth Bowl)

Passing Yards

481 by North Carolina State (2003 Tangerine Bowl)

Fewest Passing Yards

60 by Pittsburgh (1975 Sun Bowl)

Touchdown Passes

5 by North Carolina State (2003 Tangerine Bowl)

Total Offense Plays

83 by UCLA (1995 Aloha Bowl)

Total Offense Yards

653 by North Carolina State (2003 Tangerine Bowl)

Fewest Total Offense Yards

205 by Georgia Tech (1948 Orange Bowl)

Touchdowns

8 by North Carolina State (2003 Tangerine Bowl)

Points Scored

56 by North Carolina State (2003 Tangerine Bowl)

Fewest Points Scored

7 by Rice (1961 Bluebonnet Bowl)

Individual Records

Rushing Attempts -- 24 by Nolan Cromwell vs. Pittsburgh (1975 Sun Bowl)

Rushing Yards -- 118 by Laverne Smith vs. Pittsburgh (1975 Sun Bowl)

Longest Run -- 67 by Eric Vann vs. UCLA (1995 Aloha Bowl)

Pass Attempts -- 41 by Bill Whittemore vs. North Carolina State (2003 Tangerine Bowl)

Pass Completions -- 24 by David Jaynes vs. North Carolina State (1973 Liberty Bowl)

Passing Yards -- 307 by Jason Swanson vs. Houston (2005 Fort Worth Bowl)

Touchdown Passes -- 4 by Jason Swanson vs. Houston (2005 Fort Worth Bowl)

Consecutive Passes Completed -- 11 by Mark Williams vs. UCLA (1995 Aloha Bowl)

Longest Pass -- 77 by Mark Williams to Isaac Byrd vs. UCLA (1995 Aloha Bowl)

Receptions -- 9 by Brandon Rideau vs. North Carolina State (2003 Tangerine Bowl)

Receiving Yards -- 142 by Rodney Harris vs. Brigham Young (1992 Aloha Bowl)

Total Offense Yards -- 340 by Jason Swanson vs. Houston (2005 Fort Worth Bowl)

Punts -- 9 by Bucky Scribner vs. Mississippi State (1981 Hall of Fame Bowl)

Punting Yards -- 407 by Bucky Scribner vs. Mississippi State (1981 Hall of Fame Bowl)

Punting Average -- 48.3 by Dan Eichloff vs. Brigham Young (1992 Aloha Bowl)

Longest Punt -- 63 by Bucky Scribner vs. Mississippi State (1981 Hall of Fame Bowl)

Most Interceptions -- 1 by several

Longest Interception Return -- 16 by Theo Baines vs. Houston (2005 Fort Worth Bowl)

Punt Returns -- 4 by Charles Gordon vs. Houston (2005 Fort Worth Bowl)

Punt Return Yards -- 85 by Brian Murph vs. Houston (2005 Fort Worth Bowl)

Longest Punt Return -- 85 by Brian Murph vs. Houston (2005 Fort Worth Bowl)

Longest Kickoff Return -- 54 by Maurice Douglas vs. Brigham Young (1992 Aloha Bowl)

Field Goals -- 2 by Dan Eichloff vs. Brigham Young (1992 Aloha Bowl)

Longest Scoring Run -- 67 by Eric Vann vs. UCLA (1995 Aloha Bowl)

Longest Scoring Pass -- 77 by Isaac Byrd vs. UCLA (1995 Aloha Bowl)

Longest Field Goal -- 48 by Dan Eichloff vs. Brigham Young (1992 Aloha Bowl)

Most Points Scored -- 12 by several



ASSISTANT COACHES

A

Mike Ackerley, 1980-82
Vic Adamle, 1988-96
Rocky Alt, 1986-87
Dee Andros, 1953

B

Bill Baldrige, 1983
Bobby Baldwin, 1974
Johnny Barr, 2000-01
Tom Batta, 1979-82
Tim Beck, 2005-07
George Bernhardt, 1973-74
Greg Blache, 1987
Don Blackwelder, 1974-78
Brandon Blaney, 2002-07
Ken Blue, 1971-74
Jay Bond, 1911-15, 1917
Jay Bonds, 1983-84
Clint Bowen, 2001-07
Vic Bradford, 1946-48
Mitch Browning, 1988-96
Sandy Buda, 1967-74
Frank Bukaty, 1940
John W. Bunn, 1923-29
Tim Burke, 2000-01

C

Ernest Casini, 1935
Rick Christie, 1983
George Clark, 1916
Don Clements, 1956
Jim Cochran, 1986-87
W.J. Coleman, 1909
Earnest Collins, 2003-06
Ken Conatser, 2002
Ralph L. Conger, 1937-38
Scott Conley, 1987
John Cooper, 1967-72
Norman Cooper, 1948
Gene Corrotto, 1953
Forrest B. Cox, 1932-34
Dick Crayne, 1938

D

Mark Dantonio, 1991-94
Alan Davidson, 1925
Les Davis, 1927
Bruce DeHaven, 1979-81
Mike Dickens, 1983-85
Jim Dickey, 1973-74
Tyrone Dixon, 2002-04

Dave Doeren, 2002-05
Terry Donahue, 1968-70
Larry Donovan, 1979
Dave Dunkelberger, 1986-87

E

Vic Eumont, 1984-89

F

Mark Farley, 1997-2000
Don Fambrough, 1948-53,
58-70
Bob Fello, 1988-94
Robert Ford, 1986
Dick Foster, 1971-74
John Fox, 1983
Leonard Frank, 1912-13

G

Michael Garrison, 1997-98
Al Gebert, 1956-57
Mike Getto, 1929-39, 1947-50
Denzel Gibbens, 1945
David Gibbs, 1995-96
Dave Gillespie, 1995-96
Ted Gilmore, 1999
Bobby Goad, 1958-60
Jakc Green, 1967
Rex Grossart, 1956-58

H

John Hadl, 1978-81, 88-89
Ed Hall, 1941
"Shorty" Hamil, 1905
Mike Hankwitz, 1995-96
Bill Hargiss, 1934-36, 1938
Tom Hayes, 2000
R.D. Helt, 1988-93
Pat Henderson, 2002-04
Hank Hettwer, 1974-78
Jim Hillis, 1988-90
Stephen C. Hinshaw, 1928-31
J.C. Hixon, 1969-70
Vince Hoch, 1984-85
William "Red" Hogan, 1949
Archie Hogg, 1895
Bob Hubbard, 1955
Gary Huff, 1987
"Red" Huffman, 1945
Vic Hurt, 1939-42

I

Bob Ingalls, 1946-48

J

Je'Ney Jackson, 2007
Clarence James, 2001
Don James, 1956
John Jefferson, 1990-1993
Bill Jennings, 1962-63
Jay Johnson, 1999-2000
Larry Jones, 1977-78
Travis Jones, 2001-02

K

Cliff Kimsey, 1948-52
Walt Klinker, 1997-2000

L

Paul Laird, 1917
Harry Lansing, 1939-41
Howard Leaslett, 1920
Ben Lee, 1963-66
Bob Lee, 1971-73
John Levra, 1975-78
Tommie Liggins, 1983-85
Ad Lindsey, 1919-21
Roland Logan, 1930-31
Guy Lookabaugh, 1926

M

Mike Mahoney, 1986
Mike Mallory, 2006-06
John Manning, 1935
Ken Martin, 1975-78
Louie Matsakis, 2007
Billie Matthews, 1970
Leon McCarty, 1912-16
Dave McClain, 1967-68
Charlie McCuller, 1967-73
Don McLeary, 1977-82
Brian McNeely, 1985
Todd Middleton, 1997-2000
Reggie Mitchell, 1988-96
Mike Monos, 1983-86
Howard Moreland, 1938
Dick Moseley, 1997-2000
Earle Mosley, 2005-06
Arthur Mosse, 1906-11
Lawrence Mullins, 1927, 1931
Paul Murphy, 1930

N

Dean Nesmith, 1943-48

O

Ben Olison, 1968-70

P

Bill Pace, 1954-61
Joe Pannunzio, 1986-87
E.E. Parry, 1907
Tim Phillips, 1990-96
Wade Phillips, 1975
Don Pierce, 1945
Don Pile, 1978-79
Dick Piskotsky, 1954-57
Sam Pittman, 2001
Ted Plumb, 1972-73
Glenn Presnell, 1937
Dick Purdy, 1981-82
Dave Putts, 1954-57

Q

Jan Quarless, 1986-87
Nick Quartaro, 2002-06

R

Rich Rachel, 1979-82
Ellis Rainsberger, 1965
Bud Ratliff, 1984-85
John Reagan, 2005-07
Howard Reed, 1910
Carl Reese, 1975-76
Dick Reich, 1956
"Tad" Reid, 1923
Dick Reinking, 1956
Max Replogle, 1939
Wayne Replogle, 1940-42,
45-63
Mike Rogers, 1956
Golden Pat Ruel, 1988-96
Gary Rutledge, 1975-77

S

Frank Sabatini, 1955
John Sabo, 1925-27
Bill Salmon, 1997-2000
Bill Schaake, 1966
Elmer Shaake, 1943-44
Rip Scherer, 2001
Karl Schlademan, 1921-23
Paul Schofer, 1954-57
Vince Semary, 1975-76
Mike Sheppard, 1983
David Shirk, 1939
Dan Shonka, 1979
Ted Shultz, 1924

Bobby Skahan, 1971
Mike Solari, 1983-85
Joe Spencer, 1972-73
Russell Sprong, 1922
Ralph Sproull, 1915
Harold O. Steele, 1926-27
Kent Stephenson, 1979-82
Norm Stoppell, 1956
Mano Stukey, 1938
Milton Sullivant, 1940
Mike Sweatman, 1978-82

T

Bernie Taylor, 1961-66
Floyd Temple, 1966-74
Dick Tomey, 1967-70
Steve Tovar, 2007
Larry Travis, 1971
Tom Triplett, 1956-62
Tucker, 1902

U

Hub Ulrich, 1950-53

V

Bob Valesente, 1984-85
Lance Van Zandt, 1975-76

W

Lynn O. Waldorf, 1928
George Warhop, 1985-86
Dave Warner, 1988-96
Ed Warinner, 2003-04, 07
Lauri Warttinen, 1954-57
Morris Watts, 1982
Doug Weaver, 1967-69
Jim Webster, 1975-78
Bill Weidlein, 1914
Vere Wellman, 1964-66
A.H. "Pop" Werner, 1949-52
Louis West, 1986-87
Jack White, 1975-78
Ardell Wiegandt, 1997-2000
Del Wight, 1997-1998
Clayton Williams, 1978
Ivy Williams, 1979-81
Darrell Wyatt, 1997-2000

Y

Bill Young, 2002-07

Z

Ron Zook, 1983



LETTERMEN

| | | |
|--------------------------|------|----------------|
| Coke, Dan | RB | 2000-03 |
| Coker, Tony | OL | 2002-04 |
| Colburn, Clint | P | 1983 |
| Cole, Bill | | 1944 |
| Cole, Greg (Capt.) | LB | 2001-02 |
| Cole, Steve | DB | 1983 |
| Coleman, Ben | DE | 1998 |
| Coleman, Gerran (Capt.) | LB/S | 1980-82 |
| Coleman, Kenneth (Capt.) | FB | 1961-63 |
| Coleman, Ward | RB | 1965-67 |
| Coleman, William | C | 1890-93 |
| Collard, Case | WR | 2002 |
| Collier, Verne | | 1923 |
| Collins, Anthony | OL | 2005-06 |
| Collins, John | G/T | 1960-62 |
| Collins, Milford | FB | 1945 |
| Colovich, Jerome | DE | 1975-78 |
| Colter, Jeffrey | DB | 1981-83 |
| Como, Paul | DE | 2005-06 |
| Conley, Stephen | RB | 1969-71 |
| Conn, Robert | RB | 1953-54 |
| Conner, Larry | DL | 1982-83 |
| Connors, Patrick | LS | 1980-81, 83-84 |
| Conroy, Charles | QB | 1945 |
| Converse, Kent | G/C | 1961-62 |
| Cook, Bilal | DB | 1996, 99-00 |
| Cook, Thornton | T | 1890 |
| Cook, William | | 1897 |
| Cooke, Chester | RB | 1902-03 |
| Coolidge, James | RB/E | 1911-12, 14 |
| Cooper, Charles | RB | 1982-83 |
| Cooper, Gary | LB/G | 1969-71 |
| Cooper, Howard | RB | 1927-28 |
| Corbett, Michael | T | 1970 |
| Cornish, Jon | RB | 2002-06 |
| Coulter, Charles | T | 1925 |
| Cowan, Hector | | 1893-95 |
| Cowell, William | T | 1910 |
| Cox, Forrest | RB | 1928-30 |
| Cox, Jake | OL | 2005-06 |
| Cox, Monte | FB | 1950 |
| Cozzens, Monte | FB | 1989-92 |
| Cramer, Wesley | E,T | 1926-27 |
| Crandall, David | RB | 1962-64 |
| Crank, William | QB | 1958-60 |
| Crawford, Joe | G | 1941-42, 46-47 |
| Criswell, Kirby | E/T | 1977-79 |
| Cromwell, Nolan (Capt.) | QB | 1973-76 |
| Crooks, John | | 1896 |
| Crossman, Dan | DB | 1985 |
| Crowell, George (Capt.) | T | 1906-08 |
| Crowell, Ward | G | 1938-40 |
| Culp, John | DE | 2000 |
| Curry, Dustin | FB | 1997-98 |
| Curry, Reggie | DE | 2002-03 |

| | | |
|---------------------|-------|-------------|
| D | | |
| Dahl, Grant | G/T | 1966, 68-69 |
| Dahlene, Oscar | FB | 1908-09 |
| Dahlin, Gary | E | 1964 |
| Daigenault, Charles | E | 1944 |
| Dambach, Travis | OL | 2003-06 |
| Damiani, Tony | OL | 2002 |
| Daniels, James | FB | 1911-12 |
| Dannenberg, Kenneth | B | 1944 |
| Darton, Matt | OL | 2005 |
| Davenport, Gary | DE/LB | 1969-70 |
| David, James | DB | 1973 |
| David, Richard | T | 1959-61 |
| Davidson, Alan | G | 1921-23 |
| Davidson, Ellis | C | 1909-11 |
| Davidson, Lewis | C | 1924-26 |
| Davies, Charles | T | 1904 |
| Davies, John | | 1904 |
| Davis, Ben | RB | 1910-11 |
| Davis, Charles | DB | 1993-95 |
| Davis, Don | OLB | 1991-94 |
| Davis, Donald | QB | 1963, 65 |
| Davis, Greg | FB | 1997 |
| Davis, Jim | T | 1984-87 |
| Davis, Lee | G | 1929-30 |
| Davis, Timothy | RB | 1979, 82 |
| Davis, Van | QB | 1993-94 |

| | | |
|--------------------------|------|-------------|
| Davison, Andrew | DB | 1998-01 |
| Davison, William | G | 1920 |
| Dawson, Hilton | LB | 1979-80 |
| Day, Dudley | G | 1944-45 |
| DeBey, Albert | G | 1963 |
| Decker, William | QB | 1934-35 |
| Deer, John | E | 1961 |
| Dees, Elwyn | G | 1932-34 |
| Delaney, Carl | E | 1911 |
| Demeritte, Rodney | DB | 1981-83 |
| Dennis, Charlie | DE | 2001-02 |
| Dennis, Clarence | RB | 1906-08 |
| Dennis, Foster | G | 1917 |
| Dercher, Dan | DT | 1995-98 |
| Dercher, Lawrence | E,T | 1965-67 |
| Desmond, William | G | 1918 |
| Detwiler, John (Capt.) | RB | 1912-14 |
| DiBernardo, Randy | LB | 1979 |
| DiBiase, Thomas | RB | 1966 |
| Dick, George (Capt.) | E | 1941-43 |
| Dickerson, John | RB | 1945 |
| Dickerson, Rob | P | 1985 |
| Dickey, Joe | RB | 1943 |
| Dierking, Marc | LB | 2004-05 |
| Diggs, John | LB | 1984 |
| Dillon, Fedro | T | 1972-74 |
| Dinkel, Thomas (Capt.) | LB | 1974-77 |
| Dinnel, Mike | DL | 1987 |
| Diven, Lyman | RB | 1936-38 |
| Dixon, King | DB | 1988-91 |
| Dobson, Frederick | E | 1890-91 |
| Dodds, Frank | G | 1901 |
| Dole, Robert | E | 1942, 44 |
| Donald, Prentiss (Capt.) | T | 1903-06 |
| Donohoe, Kelly | QB | 1986-89 |
| Doran, Clifton | FB | 1974 |
| Doughty, Philip | E | 1961-63 |
| Douglas, Hugh | T | 1927 |
| Douglas, Maurice | RB | 1988-90, 92 |
| Douglas, Steve | DT | 1991 |
| Douglass, Clarence | FB | 1935-37 |
| Douglass, Robert | QB | 1966-68 |
| Doyle, Chris | LB | 1998-00 |
| Doyle, Michael | DE | 1966-68 |
| Drake, John | T | 1954-56 |
| Drayton, Kenny | WR | 1988-91 |
| Dreher, Richard | G | 1943 |
| Drumm, Robert | C,T | 1948-49 |
| Duff, Gary (Capt.) | RB | 1962-64 |
| Dumm, Chester | E | 1892 |
| Dumm, Ray | RB | 1931-33 |
| Duncan, Reggie | RB | 2000-01 |
| Dunne, David | OT | 1987 |
| Dvork, Robert | E | 1945 |
| Dwyer, Nate (Capt.) | NT | 1998-01 |
| Dyer, James | RB | 1889-91 |
| Dyer, Zach (Capt.) | QB/S | 2000-03 |

| | | |
|-----------------------|------|----------|
| E | | |
| Eaglowksi, Joseph | G | 1955 |
| Eanes, C.J. | WR | 1984-85 |
| Ediger, Gregory (Max) | RB | 1976-78 |
| Edwards, Emmett | WR | 1972-74 |
| Edwards, Thurman | E | 1965 |
| Egnatic, Edward | T | 1946 |
| Eichloff, Dan | P/PK | 1990-93 |
| Eilerts, Roland | E | 1948-49 |
| Eiseman, Fred | T | 1961-62 |
| Elder, Frederick | T | 1962-64 |
| Elder, Robert | QB | 1900-01 |
| Elias, Jeffrey | E | 1964-66 |
| Elliott, Steve | FB | 1973, 75 |
| Ellis, Carl | T | 1948-49 |
| Ellis, Ralph | E | 1901 |
| Elmer, Charles | RB | 1966 |
| Elwell, Charles | | 1885-86 |
| Emerson, James | G/T | 1975-77 |
| Endecott, Orace | RB | 1944-45 |
| Englebrake, Michael | G | 1973-74 |
| Enneking, Chris | C | 1996-99 |
| Erb, Greg | DB | 1997-99 |
| Estabrook, Robert | T | 1979 |
| Estell, Richard | WR | 1982-85 |

| | | |
|-----------------------|------|----------------|
| Etchen, Frank | T | 1902 |
| Etienne, Leo (Capt.) | LB | 2001-02 |
| Ettinger, Don | RB,T | 1941, 46-47 |
| Ettinger, Jim | QB | 1968-69 |
| Etrick, Marc | OLB | 1990 |
| Evans, Dale | C | 1967-69 |
| Evans, Jerry | DB | 1970-72 |
| Evans, Ray R. (Capt.) | RB | 1941-42, 46-47 |
| Evans, Ray D. | DB | 1979-80 |
| Exline, Ralph | C | 1963 |

| | | |
|-------------------------|-------|----------------|
| F | | |
| Fairchild, Derek | LB | 1993-95 |
| Fairchild, Larry | C | 1962-64 |
| Fairchild, Paul | G | 1981-83 |
| Fambrough, Don (Capt.) | G | 1946-47 |
| Fast, John | RB | 1914-16 |
| Faulkner, Donald | G | 1943 |
| Feller, Donald | RB | 1957 |
| Fender, James | E | 1975 |
| Fenlon, Andy | LB | 1982 |
| Fenton, Billy | QB | 1965-66 |
| Ferguson, Jay | LB | 1998-99 |
| Fette, Chad | TE | 1989-90, 92 |
| Fetty, Carlos | E | 1928-29 |
| Fields, Arnold | SS,FB | 1984-85 |
| Fields, Dexton | WR | 2005-06 |
| Fields, Harvey | RB | 1981-85 |
| Fine, Derek | TE | 2004-06 |
| Fink, Jack | G | 1947 |
| Fink, Joseph | C,G | 1951-53 |
| Fischer, David | E | 1948 |
| Fischer, Howard | C | 1946-49 |
| Fisher, Michael | FB,T | 1960-61 |
| Fisher, Mike | CB | 1986 |
| Fisher, Paul | RB/QB | 1928-30 |
| Fisk, Carroll | RB | 1908 |
| Fiss, Galen | FB | 1950-52 |
| Fiss, Lawrence | FB,E | 1954 |
| Fiss, Robert | C | 1978-80 |
| Fitch, Kenneth (Capt.) | G | 1958-60 |
| Fitch, Thomas (Capt.) | DB | 1975-77 |
| Fitzgerald, Linus | QB/RB | 1915 |
| Fitzpatrick, William | | 1896 |
| Flachsbarth, Lance | LB | 1988-91 |
| Flachsbarth, Leland | QB | 1959, 1961-62 |
| Fleeman, Brad | PK | 1988-89 |
| Fleishman, John | E | 1903-04 |
| Fletcher, Charles | | 1894 |
| Fletcher, David | T | 1977-79 |
| Floodman, Banks (Capt.) | LB | 2001-05 |
| Florrell, Nate | QB | 1990-91 |
| Floyd, Homer (Capt.) | RB | 1956-58 |
| Fluker, John | G | 1940-41 |
| Fontenot, Tyrus | LB/FB | 1996-99 |
| Foot, Roger | RB | 1978, 1980-82 |
| Ford, Frank | E | 1909 |
| Forsythe, Charles | RB | 1953 |
| Forste, Phil | DL | 1983-84, 85-86 |
| Forter, Sam | RB | 1907 |
| Fortier, Richard | LB | 1967 |
| Fortier, Robert | G | 1968 |
| Foster, Dean | | 1891-92, 94-95 |
| Foster, Herbert | B | 1945 |
| Foster, Jeff | WR | 2005-06 |
| Foster, Lewis (Capt.) | QB | 1916-18 |
| Foster, Marvin | FL | 1970-72 |
| Foster, Nathaniel | G | 1894-96 |
| Foster, Rob | LS | 1985-87 |
| Foster, William | | 1891 |
| Fowler, Rodney | FS | 2003-05 |
| Fox, Jeffrey | T | 1979-80 |
| Foy, Earl | T | 1929-31 |
| Foy, Ryan | WR | 1994-95 |
| Fraker, Ray | | 1920-23 |
| Francisco, John | RB | 1955-57 |
| Franklin, Eric | DB | 1975 |
| Frederick, Charles | G | 1890-91 |
| Frederickson, A. | | 1891 |
| Freeman, Jeremy | LB | 2001 |
| Freese, Clyde | T | 1921, 23 |
| French, Clarence | RB | 1946-49 |
| Friday, Hosea | TE | 1993-96 |

| | | |
|-------------------------|----|----------------|
| Friday, Paul | DB | 1988-91 |
| Friess, Timothy (Capt.) | DE | 1978-80, 82 |
| Fritch, John | OG | 1988-89 |
| Fritts, Delmar | QB | 1926-27 |
| Frost, Austin | T | 1915-17 |
| Fry, Jake | RB | 1939-40 |
| Frye, Bernard | CB | 1988 |
| Fulton, Termaine | WR | 1997-98, 00-01 |

| | | |
|----------------------------|-------|-------------|
| G | | |
| Gaddie, Maurice | DB | 1994-96 |
| Galbreath, Eric | FB | 1993-96 |
| Gale, Robert | FL | 1974 |
| Gamble, Guy | DL/LB | 1984, 86 |
| Games, Moses | E | 1895, 97 |
| Gant, Len | DL | 1983 |
| Garber, John | G/RB | 1963-64 |
| Garcia, Joe | K | 1997-00 |
| Gardner, Michael | LB | 1972-73 |
| Gardner, Stanley | NT | 1979-80 |
| Garner, Milt | DB | 1984-87 |
| Garrett, Curtis | FB | 1988 |
| Garrett, George | E | 1969 |
| Garrett, Sherrel | T | 1949-50 |
| Gasaway, Byron | WR | 1998, 00-02 |
| Gaughan, Tom | T | 1970-71 |
| Gavin, Wyn | E | 1898-99 |
| Gay, Matt | WR | 1989-92 |
| Gay, Michael | G/T | 1977-79 |
| Gear, George | E,B | 1945 |
| Gearhart, Herbert | G | 1936-37 |
| Gentry, Robert | DB | 1981-82 |
| George, Robert | RB | 1943 |
| Geraghty, Mark | DB | 1969-71 |
| Gerhards, William | FB | 1963-65 |
| Geroux, David | RB | 1982 |
| German, James | DE | 1977 |
| Giannangelo, Joseph | RB/QB | 1934-36 |
| Gibbens, Chester | RB/QB | 1939 |
| Gibbens, Denzel | RB | 1939-41 |
| Gibson, Frank | T | 1955-57 |
| Gillespie, Lester | RB | 1915 |
| Gillispie, Samuel | | 1892 |
| Gilman, Joseph | QB | 1948-49 |
| Gish, Merlin | C | 1950-52 |
| Githens, Robert | C | 1941-42 |
| Glasgow, Justin | OT | 1996-98 |
| Golub, Christopher (Capt.) | DB | 1974-76 |
| Good, Costello | FB | 1993-94 |
| Goode, Donald (Capt.) | LB | 1971-73 |
| Goodrich, Barry | WR | 2000-02 |
| Gorbett, Michael | T | 1970 |
| Gordon, David | DL | 1987-89 |
| Gosa, Bill | T | 1970-71 |
| Gordon, Charles (Capt.) | WR/DB | 2003-05 |
| Gordon, John | WR | 1996 |
| Grady, Kyle | OG | 1999, 2001 |
| Graham, Charles | E | 1960-62 |
| Granderson, Johnny | DB | 1985-87 |
| Grattan, David | OG | 1987-88 |
| Graves, Vincent | E | 1938-39 |
| Gray, Brian | TE | 1996-98 |
| Gray, William | RB | 1914 |
| Green, Clark | RB | 2002-05 |
| Green, Darren | WR | 1981-83 |
| Green, Gary | RB | 2005-06 |
| Green, Patrick | RB | 1945 |
| Green, Richard | TE | 1961 |
| Green, Wade (Capt.) | G/E | 1934-36 |
| Greene, Adrian | DT | 1995-96 |
| Greene, John | G | 1966-67 |
| Greene, William | G | 1966-68 |
| Greenlee, David | E | 1962 |
| Greenlee, John | G | 1901-03 |
| Gregory, Lee | B | 1944 |
| Gregory, Troy | DB | 1987-88 |
| Gress, Roy | C | 1919 |
| Gridley, Bernard | RB | 1930-32 |
| Griffin, Dane | LB | 1982-83, 85 |
| Griffin, Melvin | G | 1921-23 |
| Griffith, Forrest (Capt.) | RB | 1946-49 |
| Griffith, William | G/T | 1980 |
| Griffiths, Walter | G | 1893-94 |



LETTERMEN

Griggs, Adessie 1903
Groft, Andrew G/T 1912, 14-15
Groves, Michael G 1961-62
Gruden, Frank T 1943
Gulley, Jason TE 1997-00
Gump, Fred 1895
Gump, Robert G 1928
Guzman, Garrett WR 2004

H
Hadl, John (Capt.) RB/QB 1959-61
Hageman, Fred (Capt.) C 1959-60
Hadley, Herbert G 1927
Hafford, Thomas RB 1933
Hagen, Robert RB 1940-41
Hager, Jay DL 1984
Hale, George 1920-21
Haley, Eldon G 1922-24
Hall, Edward RB 1938-40
Hall, Edwin QB 1933
Hall, Jack C 1936-37
Halpin, Edward 1923-25
Hamill, Bertrand (Capt.) G 1892-93, 96-98
Hamilton, Dwight (Capt.) QB 1925-27
Hammers, Burt E 1932-34
Hammers, James E 1932-33
Hammond, John C/T 1913, 15
Hammond, Roger G 1975-76
Hammonds, Freddie OLB 1995
Hanak, Jeremy DE 1996-99
Hancock, Tanner WR 1997-98
Handley, John RB 1953-55
Hanson, Gilbert E 1930-32
Hantla, Robert (Capt.) T/G 1951-53
Hapgood, George QB/RB 1934-36
Hardacre, Forrest RB/E 1935-37
Harder, Kevin DB 1983-86
Hardman, Paul G/E 1940-42
Hardy, Clement T 1924
Hardy, Travis DB/DE 1982-85
Harkless, Kevin DB 1985
Harmon, Harlan G 1945
Harper, Troy OT 1994
Harrington, George RB/E 1936
Harris, David D. RB 1957-59
Harris, David M. P 1971-73
Harris, David R. DB 1978, 80
Harris, Fred QB 1933-35
Harris, Harold DE 1991-94
Harris, Jamie DB 1995-98
Harris, Jason DB 1994-97
Harris, Rodney DB/WR 1986-88
Harris, Rodney WR 1991-94
Harris, Rodney FS 2004
Hart, Eugene 1923-25
Hart, George C,T 1919-20
Hart, Harry A. QB 1900, 02-05
Hart, Harry W. QB 1902, 05-06
Hartley, Irwin 1915
Hartman, Herbert G 1939-40
Hartwig, Justin OT 1999-01
Harvey, Edward C 1893
Harvey, George G 1964, 66
Harvey, John OG 2001-02
Harvey, Steve LB 1991-94
Harvey, Tony WR 1986
Haselhorst, Todd DL 2004-05
Hassig, John 1894
Hatcher, James E 1968-69
Hatchett, Frank RB 1987-89
Haus, Joe T/E 1978-79, 81
Hauser, Harold (Capt.) E 1926-28
Hauser, Niles G 1969
Hawkins, Lee DB 1970-71
Hayden, Irven QB 1940
Hayes, Marquis DT 2000-01
Hayes, Rutherford QB 1934-35
Heath, William E 1914-15
Heck, Daniel QB 1970-71
Heck, Steve T 1965-66
Hegwood, Earnest LB 1978
Heil, Roy QB 1909-11
Heinzman, Harry G 1903-05

Heizer, Charles RB 1918
Heaggans, Greg WR 2002-04
Heaggans, Gary WR 2003-4
Held, Joe E/RB 1954-56
Helmbacher, Robert K 1970-72
Helmstadler, George T/G 1951-52
Helvern, Lewis C/G 1912, 14
Hempstead, Hessley OG 1991-94
Henderson, Kenneth LB 1979
Henderson, Mark FB 1983-85
Henderson, Patrick DE 1973
Henderson, Willis 1896
Henley, June RB 1993-95
Hennessey, Richard E 1908
Henry, Justin OL 2002-03
Henry, Marcus WR 2004-06
Henry, Robert G/T 1976
Henson, Stacy LB 1985-87
Hentges, David G 1974
Herford, Marcus WR 2005-06
Hermick, Donald T 1957
Hertel, Richard DB/RB 1969-71
Hess, Charles QB 1964-65
Hess, Donald RB 1952-53
Hess, Henry RB 1895-97
Hess, Oscar RB 1894, 96
Hess, William C 1899-1901
Hester, Oran E 1894
Hicks, Albert (Capt.) E 1901-04
Hicks, Darren CB 1983
Hicks, Emery (Capt.) LB/G 1967-69
Hicks, Marcus DB 2003-05
Higgins, Michael RB 1976-79
Higgins, Severt (Capt.) T/G 1921-23
High, Kareem CB 1999-00
Hill, Don G 1940
Hill, Hamilton QB 1997
Hill, Harrison (Capt.) WR 1998-00
Hill, Irving QB 1894
Hill, Roger RB 1958-60
Hill, Tim DB 1988-91
Hilleary, Chip QB 1989-92
Hines, Jeffrey QB 1977-78, 81
Hinshaw, Wallace QB/RB 1964
Hird, Carl E/T 1942
Hird, Wayne C 1943-45
Hixon, J.C. DB 1966-67
Hoag, Charles C. LB 1981
Hoag, Charles M. (Capt.) RB 1950-52
Hochuli, Ernest T 1918
Hodges, Alexander QB 1923-24
Hodges, Jerone T 1972-73
Hodges, Merle C 1953
Hodges, Warren T 1941-42
Hoelsing, Robert RB 1956
Hogan, Joe QB 2003
Hogan, William QB 1946-47
Hogg, Archie RB 1890-91
Holderman, Fred 1923
Holland, Smith OG 1988-90
Holliday, George RB 1912
Holloman, Amonte DE 1985
Holloman, Ervin DT 2000-01
Holloway, James T 1939-40
Holloway, Johnny WR 1985
Holt, Dale DB 1968-70
Holt, Dick MLB 1992-95
Holt, Hobart RB 1915
Holt, James LB 2005-06
Homolka, Cullen RB 2003-05
Homolka, Josh LB 2002-03
Hood, Zack OL 2003-06
Hooks, Maurice FB 1987-89
Hoover, Ray LB 1986-87
Horkmans, David 1897
Horn, Bryan DE 1980-81
Horn, William RB 1956
Hornback, Joe C 1993
Horner, Thomas G/T 1956
Hornung, Byron WR 1988
Hornung, George C/G 1963-65
Hosack, William TE 1973-75
Householder, Victor RB 1914

Houston, Dewey DT/TE 1994-97
Howard, Bryan OL 1985, 87
Howard, Cavan LB 1988
Howard, Guy (Capt.) OLB 1990-93
Howerton, David T 1974
Hubach, Michael K/P 1976-79
Hubbard, Robert G 1953-54
Huddleston, Arthur G 1890-92
Hudson, Paul QB 1890
Hudspeth, Bobby T 1965
Hull, James T 1955-57
Hull, Louis C 1917
Humphrey, Elmer E 1934
Hundelt, Bill OT 1986-89
Hunt, Dameon OG 1996-99
Hunt, William DB 1966-68
Hunter, Grant T 1940, 42
Hunter, Sam T 1944
Hurst, David TE/OG 1999-02
Hutchens, Eddie DB 1967-68

I
Ice, Steven DB 1979
Idol, Milward 1918
Idoux, John OG 1948-50
Imwalle, Scott OG 1989-91
Irvin, Derrick WR 1994
Irvin, Leroy DB 1976-79
Ise, Charles RB 1903-05
Isham, Steve G 1984, 86-87
Ivey, Carl DB 2000-01

J
Jack, William T 1939-40
Jackson, James TE/LB 1975, 77-79
Jackson, John RB/E 1966-68
Jakobcic, Rudolph G 1968-69
James, Darley (Capt.) T/G 1913-15
James, Philip 1968
Jarrett, James RB 1959-61
Jarvis, Chuck OL 1997-00
Jaynes, David QB 1971-73
Jenkinson, J. (Capt.) RB 1899-1902
Jennings, Drue DB 1967
Jessie, Ronnie WR 1969-70
Jewett, Frank T 1891
Jobbins, Justin TB 1989
Johner, Matt QB 1995-97
Johnson, Buford LB 1978
Johnson, C. I. 1931
Johnson, Chaka RB 1990-92
Johnson, Charles RB 1893
Johnson, Clyde DB 1983
Johnson, Dion DT 1996-99
Johnson, Don T 1942
Johnson, Hassan WR 2004-05
Johnson, Hugh (Capt.) T 1946-48
Johnson, J.J. OLB 1995-98
Johnson, Jeff K 1985
Johnson, Kenneth E 1965-66
Johnson, Michael RB 1963-65
Johnson, Moderick WR 2003
Johnson, Remuise DB 2002-03
Johnson, Robert WR 1981-83
Johnson, Thomas (Capt.) QB 1908-10
Johnson, Wardell RB 1976-77
Jones, Adrian (Capt.) TE 2000-03
Jones, Chris DE 1993-96
Jones, Chuck DE 2003
Jones, Daryl DT 1993
Jones, Earnest (E.J.) RB 1981-83
Jones, Gregory TE/G 1976
Jones, John (Capt.) OG 1991-94
Jones, Marc TE 2006
Jones, Manolito DB 1995-97
Jones, Marcellus WR 1999-02
Jones, Paul (Capt.) T/G 1917-21
Jones, Richard QB 1970
Jones, Rod OT 1992-95
Jones, Steve DE 1975-76
Jones, Timothy WR 1978
Jones, Vearl T 1965
Jordon, Matt CB 1999-02

K
Kabler, Jess T 1916
Kabler, Levi RB 1910-11
Kallmeyer, Kenneth (Bruce) K 1980, 82-83
Kampert, George T 1919
Kampschroeder, Halley QB 1964-66
Kane, Herbert 1913
Kane, Kevin (Capt.) LB 2002-05
Kay, Morris (Capt.) RB 1951-53
Keating, Con QB 1961-62
Keeler, Eric LB 1984
Keeling, Ross C 1913-15
Kell, Kenneth QB 1932, 1934
Keller, Charles G 1943-44
Kelley, Pat RB 1982-84
Kemp, Jerome S 2003-06
Kemp, Lawrence RB 1979-80
Kennard, George G 1949-51
Kennaw, Michael TE 1979-80
Kennedy, Albert (Capt.) QB 1895-97
Kennedy, Archie E 1931
Kennedy, Max E 1945
Kerbel, Dennis K 1975
Kern, Julius G 1939-41
Kern, William T 1940
Kerns, Kurt OT 1986
King, Franklin DT 1975-78
King, Gerald DE 1970-72
King, Orville T 1961
Kinsey, Mario QB 2001
Kinzie, John (Capt.) QB 1891-92
Kinzie, Wilbur (Capt.) RB 1890-92
Kipp, Cory DT 2002-03
Kirschbaum, Craig T 1982-83
Kirschman, Stanley (Capt.) T 1958-61
Kissell, Spencer FB 1967
Kite, Maurice E 1930-31
Klemp, Louis K 1987
Knighton, Kyle DE 2003
Knoff, Kurt DB 1972-75
Knowles, Richard T/G 1952-54
Koehly, Joe RB 2000
Koncz, Mark DT 1987-89
Konek, Pete RB 1951-52
Kopp, Kevin DT 1993-96
Kosko, John S 2005
Kovatch, Richard (Capt.) DE 1973-75
Krattli, Tom QB 1974
Kraus, Robert (Capt.) G 1955-57
Krebs, Rollo T 1899
Kreutzer, Robert C 1965-67
Krueger, Max E/OB 1921-23
Kullberg, Steve TE 1998-99
Kullman, Carl G 1925-27
Kurtenbach, Nick RB 2004-05
Kutz, William 1890-93
Kvaternik, Zvonimir G 1931-33
Kyles, Augusta G 1977-80

L
Lacey, Von DL 1984, 86-87
Lacy, Brandon DE 2001-02
Lamb, Jonathan S/WR 2003-06
Lamkin, Dorwin T 1944
Lamping, Henry RB 1949-50
Lane, Raymond RB 1956
Lane, Santana CB 2001
Langford, Cecil C 1944-45
Larson, John DE 2006
Laslett, Howard (Capt.) E 1916, 18-19
Lassiter, Kwamie FS 1992-94
Latimore, Denver TE 2002-03
Lattin, Clarence T 1925-26
Laub, Robert RB 1934
Laughlin, Henry (Capt.) FB 1950-51, 54
Lawellin, Samuel T 1915
Lawrence, Arthur RB 1927-29
Lawrence, David (Capt.) T 1977, 79-81
Laws, Clarence DE 2001
Lawson, Stephen T 1968-70
Lea, Eugene 1944
LeClair, Andrew LB 1998-99
Ledford, Larry G 1963



LETTERMEN

| | | |
|--------------------------|-------|-------------|
| Lee, Edwin | T | 1947-48 |
| Leightly, William | C | 1901 |
| Leiker, Tony | RB | 1961-63 |
| Lemon, Michael | LB | 1973-74 |
| Lemster, Devon | RB | 1934 |
| Lenhart, William | T | 1938-39 |
| Leo, Tom | G | 1955 |
| Leoni, Paul | E | 1951-52 |
| Letcavits, James | E | 1955-57 |
| Letourneau, Jake | DB | 2000-02 |
| Levine, L.T. | RB | 1992-95 |
| Lewis, Danny | OL | 2002-03 |
| Lewis, Edward | DB | 1973-75 |
| Lewis, John | RB/T | 1957-59 |
| Lewis, Mike | RB | 1999 |
| Lewis, Robert | G | 1956 |
| Lewis, Sal | DB | 1984 |
| Licursi, Dave | WR | 1989 |
| Licursi, Rob | WR | 1990-92 |
| Lieppman, Keith | DB | 1969-70 |
| Lies, Michael | OT | 1996-98 |
| Lindsey, Adrian (Capt.) | RB/OB | 1914-16 |
| Linguist, Edwin | RB | 1940-42 |
| Linville, Aubrey | R/RB | 1949-51 |
| Lissak, Mark | QB | 1976 |
| Litteken, Jay | RB | 1989 |
| Little, Harley | RB | 1920 |
| Little, James | DB | 1977-79 |
| Little, Walter | WR | 1976-77 |
| Livingstone, John | QB | 1904 |
| Lofton, Undra | DB | 1985, 86 |
| Logan, Roland | G | 1927-29 |
| Lohsen, B.J. | P | 1987-89 |
| Lomax, Darris | LB | 1997, 99-00 |
| Lonborg, Arthur (Dutch) | E/OB | 1917-20 |
| Lonborg, John | C | 1922-23 |
| Loncar, John | G | 1981-83 |
| Loneker, Keith | OT | 1989-92 |
| Long, Jeff | WR | 1984 |
| Long, Kevin | TE/OB | 2003 |
| Long, Mike | LB | 1984, 86-88 |
| Long, Vergil | T | 1941-42 |
| Lousch, Larry | G | 1959-60 |
| Louthan, James | G | 1901-02 |
| Love, Jay | G/RB | 1902 |
| Love, Michael | K | 1973-75 |
| Loveit, John | G/RB | 1909 |
| Lowery, Dale | C | 1941 |
| Luke, Brian | QB | 2002-05 |
| Lukinac, Charles | E/RB | 1958-59 |
| Lundy, Joseph | T | 1951-53 |
| Lupher, Dave | RB/OB | 1919 |
| Luschen, Jack | G | 1950 |
| Luster, Gary | DB | 1980 |
| Lutton, Lyle | C | 1934-36 |
| Lutz, Frank | | 1892 |
| Lyman, Steward (Capt.) | RB | 1927-29 |
| Lynch, Frank | G/E | 1909-10 |
| Lynch, William | RB/T | 1965-67 |
| M | | |
| Mace, William | G | 1949-50 |
| Mack, Walter | RB | 1979-81 |
| Mackie, George | RB | 1925-26 |
| Macklin, Jon | OT | 1996 |
| Madden, Rodney | DB | 1982 |
| Madison, Johnny | B | 1929-31 |
| Magill, Robert | QB | 1912 |
| Mailen, Norman | RB | 1958-60 |
| Malavasi, William | LB | 1981-82 |
| Mallon, Dale | RB | 1949 |
| Malloy, D.H. | | 1913 |
| Mandeville, Frank | RB | 1917-20 |
| Maney, Robert | RB | 1928-29 |
| Mann, Matt | OL | 2005 |
| Manning, James | QB/E | 1974 |
| Manning, John | QB | 1931-33 |
| Marcum, Dave | LS | 1989-92 |
| Margheim, Paul | DT | 1975-76 |
| Marsh, Ronald | G | 1962-64 |
| Marshall, Garland | RB | 1932 |
| Marshall, James | RB | 1961-62 |
| Marshall, Robert (Capt.) | QB | 1956-58 |
| Marshall, William | T | 1951, 53 |

| | | |
|----------------------------|-------|-------------|
| Martin, Donald | E | 1954-56 |
| Martin, Robert E. | G/T | 1915-16 |
| Martin, Robert F. | DB | 1971, 73 |
| Martin, Walter | RB | 1912 |
| Martin, Webb | | 1913 |
| Martindale, Lloyd | TE | 1969-70 |
| Martinek, Douglas | G | 1962 |
| Marxen, Frank | T | 1918-19 |
| Marxmiller, Rex | B | 1945 |
| Masanio, Joe | DG | 1983 |
| Mascarello, John (Capt.) | G | 1975-77 |
| Mason, Edward | E | 1918 |
| Mason, Lindsey | T | 1975-77 |
| Masoner, Paul | B | 1936-38 |
| Masoner, Richard | E | 1963 |
| Massare, Quido | G | 1938-40 |
| Mathies, Eric | DT | 1994 |
| Matterson, William | T | 1892-94 |
| Mattox, Marvin | DB | 1984-87 |
| Maumalanga, Chris (Capt.) | DE | 1990-93 |
| Mayer, Robert | E | 1952 |
| Mayes, Adrian | OL | 2005 |
| McAdam, John | T | 1981 |
| McAdams, Carl | RB | 1920-22 |
| McAnderson, Brandon | RB | 2004-06 |
| McAuliffe, Richard | DB | 1975 |
| McBurrows, Gerald | CB | 1991-94 |
| McCabe, Scott | DL | 1988-90 |
| McCall, Tommy | G | 1930, 34-35 |
| McCamy, Scott | RB | 1975 |
| McCarroll, John | DB | 1977-78, 80 |
| McCarter, Duane | G | 1945 |
| McCarthy, Lynn (Capt.) | E | 1955-57 |
| McCarty, Virgil | | 1904, 06 |
| McCaslin, Nick | OL | 2004 |
| McClendon, Harold | RB | 2002-03 |
| McClinton, Curtis (Capt.) | RB | 1959-61 |
| McClinton, James | DL | 2004-06 |
| McCord, Jeff | KS | 1994-96 |
| McCormack, Michael (Capt.) | T | 1948-50 |
| McCormick, George | E | 1928 |
| McCoy, Frank | RB | 1904 |
| McCoy, John | DE | 2003 |
| McCoy, Johnny | CB | 2001-02 |
| McCoy, Michael | G | 1970-71 |
| McCracken, Clark | LB | 2003-04 |
| McCraney, Joseph | G | 1978 |
| McCray, John | T | 1979 |
| McCue, Charles | RB | 1956-57 |
| McDaniel, Mike | C | 1971-73 |
| McDaniel, Willie | T | 1967 |
| McDermott, Sean | TE/LS | 1995-97, 99 |
| McDonald, Andrew | QB/E | 1920-22 |
| McDonald, Clifford | RB | 1947-49 |
| McFarland, John | QB/C | 1953-54 |
| McFarland, Roger (Capt.) | QB | 1960-62 |
| McGee, Sandy | WR | 1983, 85 |
| McGonagle, Scott | DE | 1979 |
| McGowan, George | E | 1968-69 |
| McGraw, Brett | NT | 1994-97 |
| McGrew, Harden | T | 1940 |
| McIntosh, Terry | RB/OB | 1954, 56 |
| McKenna, John | RB | 1901 |
| McKone, Jean | RB | 1915 |
| McKown, Larry | QB | 1957-58 |
| McLean, John | E | 1922-23 |
| McMichael, Scott | QB | 1974-76 |
| McMillan, David (Capt.) | DE | 2001-04 |
| McMillian, Gordon | G | 1926-27 |
| McMurray, Arthur | RB | 1893 |
| McNaughton, Malcolm | RB | 1905 |
| McNeeley, Robert | DB | 1978-81 |
| McNorton, Kyle | LB | 1978-81 |
| McNutt, Lynne | QB | 1946-47 |
| Mead, Forrest | QB | 1906 |
| Meade, Steven | T | 1941 |
| Mears, John | DB | 1969 |
| Medford, Jacky | G/T | 1967 |
| Mehrer, David | LB | 1979-82 |
| Mehringer, Peter | T | 1931-33 |
| Meier, Kerry | QB | 2006 |
| Meier, Milton | B | 1937 |
| Mendell, Melville | T | 1891-92 |

| | | |
|---------------------------|-------|----------------|
| Mercer, John | LB | 1973 |
| Merkel, Monte | T | 1938-41 |
| Merritt, Gerry | RB | 1957-58 |
| Meyn, Fred | C | 1915 |
| Micek, Sidney | QB | 1962-64 |
| Michaels, James | WR | 1974-76 |
| Michaels, Ronald | RB | 1959-61 |
| Michaelson, Manley | C | 1903-04 |
| Mickens, Lester | WR | 1978-80 |
| Miller, Adam | OT | 1999 |
| Miller, Daniel | RB | 1965 |
| Miller, Delvin | DB | 1978-80 |
| Miller, Edward | T | 1943 |
| Miller, Frank | RB | 1912 |
| Miller, Grant | E | 1957 |
| Miller, Ralph | RB | 1938-39, 41 |
| Miller, Robert A. | RB | 1943 |
| Miller, Robert L. (Capt.) | RB | 1972-74 |
| Miller, William | RB | 1905-07 |
| Mills, Deric | WR | 2000-03 |
| Mills, James | G | 1959-61 |
| Milton, Charles | C | 1912 |
| Milton, Sidney | G/C | 1904-07 |
| Mims, Robert | RB | 1982-83-84 |
| Mims, Zach | LB/DE | 2003-04 |
| Miner, Jean | C | 1916 |
| Mitchell, Bruce | T | 1969-71 |
| Mitchell, Jud | QB/DB | 1974-76 |
| Mitchell, Robert | OLB | 1989-92 |
| Modrcin, William | RB | 1949 |
| Moeder, Ty | DE | 1990-92 |
| Moffett, Charles | LB | 1943-44, 47-48 |
| Moller, Kevin | RB | 1989 |
| Monroe, Dick | C | 1947-48 |
| Monroe, Terry | T | 1947 |
| Montgomery, Harold | T | 1965-67 |
| Moody, O.C. | | 1894 |
| Moody, Ralph (Capt.) | RB | 1953-55 |
| Moody, Robert | | 1891-93 |
| Moore, Clyde | G | 1934 |
| Moore, Curtis (Capt.) | LB | 1987-90 |
| Moore, Jim | TE | 1993-96 |
| Moore, Kyle | DT | 1990-92 |
| Moore, Robert | E/T | 1945 |
| Moore, Wade | RB | 1899 |
| Moreland, Howard | G | 1935-37 |
| Morgan, David | RB | 1966-68 |
| Morgan, John (Capt.) | G/C | 1973-75 |
| Morris, Donnie | RB | 1970 |
| Morris, Duane | QB/RB | 1957-59 |
| Morris, Jim | E | 1939 |
| Morrison, Thomas | DE | 1977 |
| Morrow, Kenneth | QB | 1949 |
| Morrow, William | RB | 1945 |
| Mortensen, Joe | LB | 2005-06 |
| Morton, Harry | | 1900 |
| Mosby, James | T | 1922-23 |
| Mosher, William | RB | 1902 |
| Mosier, John | E | 1967-69 |
| Mosse, Arthur (Capt.) | G | 1895-98 |
| Mott, James | C | 1918 |
| Moulton, Fay | RB | 1898-99 |
| Mount, Russell | | 1944 |
| Mowery, William | QB | 1943 |
| Mrkonic, George | G/T | 1950-52 |
| Mudge, Richard | DB | 1972-74 |
| Mudloff, Donald | G | 1951 |
| Mueller, Kurt | T | 1984 |
| Muhammed, Sadiq | DB | 2005-06 |
| Mullins, Richard | E | 1928-29 |
| Mullins, William | G/T | 1923-25 |
| Munkres, John | G | 1967 |
| Munson, M.R.B. | | 1901 |
| Murph, Brian | WR | 2005-06 |
| Murphy, Chaz | OLB | 1999-00 |
| Murphy, Clifford | RB | 1950-52 |
| Murphy, Harry | DB | 1975, 77-78 |
| Murphy, John | G | 1977 |
| Murphy, Kevin | WR | 1978-79 |
| Musick, Lewis | G | 1942 |
| Mustard, John | | 1891 |
| Myers, Isaiah | RB | 1904-05, 08 |
| Myers, Thomas | G | 1926-27 |

| | | |
|--------------------------|-------|----------------|
| N | | |
| Naramore, John | C | 1938-39 |
| Natsues, Stephen | E,T | 1969-70 |
| Nave, Steve | OG/DG | 1982-83, 85-86 |
| Neighbors, Guy | DT | 1980-81 |
| Nelloms, Jerome | RB | 1970-72 |
| Nelson, Thomas | T | 1950 |
| Nelson, Wade | G | 1936 |
| Nesmith, Carl | FS | 1999-00 |
| Nesmith, Dean | T | 1933-35 |
| Nesmith, Orlando (Capt.) | QB/RB | 1932-34 |
| Nettles, George (Capt.) | T | 1917, 19-20 |
| New, Jim | WR | 1988-91 |
| Newbrough, Dan | LB | 1988-89 |
| Newman, Teddy | DE | 1986-87 |
| Newson, Rob | DB | 1985, 87-88 |
| Niblo, Ray | RB | 1941 |
| Nichols, Fred | RB | 1902 |
| Nicks, Greg | C | 2001-02 |
| Nielsen, John | QB | 2003-04 |
| Nielson, Chris | OL | 1988 |
| Nielson, Harry (Capt.) | RB | 1915-17 |
| Nofsinger, Rolla (Capt.) | E | 1899-1902 |
| Nolen, Matt | G | 1988-90 |
| Normore, Clint | DB | 1987 |
| Norris, Charles | G | 1918 |
| Norris, Darrell | E | 1948-49 |
| Norris, Delvin | E | 1949 |
| Norris, Moran | RB | 1997-00 |
| Norris, Robert | G | 1973-74 |
| Norseth, Mike | QB | 1984-85 |
| Nwabuisi, Austine | FB | 2001-04 |
| O | | |
| Oakson, Thomas | LB | 1970-72 |
| Oatis, Gary | DT | 1989-90 |
| O'Brien, Mike | C/T | 1964-65 |
| Ochoa, David (Capt.) | OL | 2003-06 |
| Oddonetto, John | OG | 1999-00 |
| Odell, John | G | 1977 |
| Odle, Lason | | 1900 |
| O'Doherty, Thomas | T | 1976-78 |
| Oelschlagler, Ronald | RB | 1962-64 |
| O'Gara, Guy | LB | 1986-87 |
| Ogutodu, Olaitan | LB | 2006 |
| Olison, Benjamin | WR | 1967 |
| Oliver, Steven | T | 1979-80 |
| Olson, Andrew | T | 1927-28 |
| Olson, Rodney | WR | 1977 |
| O'Neal, Charles | E | 1949-50 |
| O'Neil, Richard | E | 1931-33 |
| O'Neil, Robert | E | 1940-41 |
| O'Neil, Vince | RB | 1970-72 |
| O'Rear, John | QB/K | 1975 |
| Orth, Mike | QB | 1983-84, 86-87 |
| Osborn, Fred | G | 1977, 79-80 |
| Oswald, Paul | C | 1983-86 |
| Outland, Dr. John | T | 1895 |
| Overman, Marvin | T | 1943 |
| Owen, Benjamin | QB | 1898-99 |
| Owen, Marc | OG | 1997-00 |
| P | | |
| Paden, Virgil | QB/E | 1928-30 |
| Page, Kenton (Capt.) | LB | 1969-71 |
| Page, Leland | RB | 1929-31 |
| Page, Michael | DB | 1987 |
| Page, Ron | WR | 1990 |
| Paige, Anton | WR | 1999 |
| Palkowsky, Henry | G/T | 1915 |
| Palmer, Brian | QB | 1962 |
| Palmer, Gery | DE | 1970-72 |
| Palmer, Harold | E | 1956-58 |
| Parent, Frank | QB | 1899 |
| Parks, Jerome | OL | 1997-98 |
| Parks, Mark | TE | 1984-87 |
| Parker, James | QB/RB | 1912-13 |
| Paronlo, Francis | B | 1936 |
| Parrish, Walter | G | 1981-82 |
| Passman, Bernard | E/C | 1942 |
| Patchen, Michael | DB | 1970 |
| Pattee, Frank (Capt.) | B | 1945-48 |
| Patterson, Elvis | DB/DE | 1981-83 |



LETTERMEN

| | | | | | | | | | | | |
|--------------------------|------|-------------|----------------------------|-------|----------------|-----------------------------|-------|-------------|----------------------------|-------|----------------|
| Patterson, Eric | WR | 1997-99 | Randle, Avery | DB | 1994-97 | Rost, Otto (Capt.) | G | 1929-31 | Shanks, James | E,C | 1963 |
| Patterson, Harold | E | 1952-53 | Randle, John | RB/DB | 2003-04 | Roth, Gregory (Capt.) | G | 1963-65 | Shannon, Joe | DE/LB | 1971-72 |
| Patterson, Matt | RB | 2003-04 | Randolph, John | LB | 1985-86 | Rothrock, Irwin | RB | 1893 | Shannon, John | RB | 1926-28 |
| Paulsen, Mark | TE | 1981 | Raup, Allen | RB | 1926 | Rouse, Carl (Capt.) | E | 1904-07 | Shannon, Walter | RB | 1923 |
| Payne, Foster | RB | 1928-29 | Rawls, Thad | WR | 1997 | Rouse, Wallace | T | 1944, 49 | Sharp, Jake | RB | 2006 |
| Peairs, Howard (Capt.) | G | 1890 | Rawlings, Roger | RB | 1966-67 | Roux, Dominic | WR | 2003-06 | Sharp, Marc | QB | 1975-76 |
| Pearson, Jawad | OT | 2001 | Ray, Murphy | WR | 1985, 87 | Rowe, Caleb | DB | 1976-77 | Sharpe, Lamar | DE | 1994, 96-97 |
| Peebler, Brad | LB | 1989-90 | Rayford, Dion | DE | 1998-99 | Royal, Dean | P | 1996-97 | Shawger, Frederick | G | 1966 |
| Peete, Skip | WR | 1984-85 | Reber, John | E | 1913-15 | Royle, Claude | | 1898-99 | Shazor, Carl | DB | 2000 |
| Pellafano, Joey | K | 1999-00 | Redd, Norman | G/C | 1954-55 | Royer, Jacob | G | 1904 | Sheats, Eddie | DE | 1971-72 |
| Peloquin, Michael | RB | 1965 | Redhage, Jeff | DE | 1997, 99 | Ruble, Mirle | RB | 1916-18 | Shellenberger, William | RB | 1893 |
| Penny, Anthony | G | 1981-82 | Reed, Howard | G | 1905-08 | Ruble, Roland | RB/G | 1915, 19 | Shenk, Henry | E | 1926-27 |
| Penny, Junius | C/T | 1942-43 | Reed, Robert | WR | 1993-94 | Rucker, Richard | RB | 1969-70 | Shepard, Alvin | E | 1892-93 |
| Peppercorn, John (Capt.) | E/T | 1957-59 | Reed, W. D. | | 1902 | Rus, Darren | LB | 2002-05 | Sheridan, Walter | C | 1940, 42 |
| Perez, Christopher | DL | 1988-91 | Reedy, Howard | G | 1915, 21 | Rus, Steven | DE/DB | 1972, 74 | Sherman, Adrian (Capt.) | RB | 1890-91, 1895 |
| Perkins, Brandon | LB | 2002-05 | Reesing, Todd | QB | 2006 | Russell, Charles | | 1904 | Sherwood, Eugene | RB | 1942 |
| Perkins, Donald (Capt.) | DE | 1970-72 | Reeves, Michael | RB | 1968 | Russell, Ernie | RB | 1956 | Sherwood, Floyd | G | 1927 |
| Perkins, Jack | LB | 1967 | Reich, Gilbert | QB | 1952 | Russell, Harlan | QB | 1913-15 | Sherwood, Oscar | G | 1927 |
| Perry, William | G | 1964-66 | Reich, Richard (Capt.) | C/RB | 1954-55 | Russell, Marion | RB | 1902, 04 | Shields, Warren | LB/FB | 1984, 86 |
| Peters, James | T | 1902 | Reid, Nick (Capt.) | LB | 2002-05 | Russell, Thomas | T/G | 1956-58 | Shinn, Earl | E | 1916-17 |
| Peterson, David | T/E | 1965-66 | Reid, Robert | E | 1963 | Rutz, Ben | QB | 1995-96 | Shinn, Michael (Capt.) | E/T | 1962-63, 65 |
| Peterson, John (Capt.) | RB | 1933-35 | Reid, Theodore | E/RB | 1916, 19-20 | Ryan, Martin (Capt.) | T/DE | 1970-72 | Shirk, Dave (Capt.) | B | 1936-38 |
| Petterson, Edward | RB | 1915 | Reilph, Ross | T | 1940 | | | | Shive, Edison | | 1944 |
| Pfutzenreuter, Donald | RB | 1954-56 | Reimsberg, Dale | E | 1957-59 | | | | Shorl, Theodore | B | 1944 |
| Phelps, Edwin | G | 1933-35 | Reimsberg, George | RB/T | 1954-55 | Saathoff, Kenneth | E | 1972-74 | Shumaker, Jason | FB | 2002 |
| Phipps, Michael | QB | 1982 | Renko, Steve | E | 1938-39, 47 | Sabatini, Frank | RB | 1951-53 | Sibbensen, James | G | 1970 |
| Piatt, William (Capt.) | RB/E | 1891-95 | Renko, Steve | QB | 1963-64 | Salb, Karl | DT | 1968-69 | Sihlanick, Michael | G | 1937-39 |
| Pieper, Bob | T | 1983-85, 87 | Replogle, Max | E | 1936-38 | Samuel, Peda (Capt.) | WR | 1986-88 | Silver, Lonsdale | RB | 1898-99 |
| Pierce, Don (Capt.) | C | 1939-40 | Resnick, Carl | WR | 1997 | Sanborn, Theodore | E/T | 1923-25 | Simecka, Bennie | C | 1980, 82-84 |
| Pilch, James | T | 1964 | Reust, Andrew | DB | 1975-76 | Sandefur, Carl | E/T | 1949-51 | Simmons, Darrin | P | 1994-95 |
| Pile, Donald | LB | 1974, 1977 | Reynolds, Albert | E | 1944 | Sandefur, Edwin | T | 1920 | Simmons, Edward | LB | 1980, 82-83 |
| Pinkney, Marshall | LB | 1982 | Rhule, Dan | T | 1937-39 | Sanders, Mark | RB | 1993-96 | Simmons, Mark | WR | 2002-05 |
| Pippen, Morris | G | 1974-76 | Rice, William E. | RB | 1903-04, 07-08 | Sanderson, John | | 1896-97 | Simmons, Shelton | CB | 2003-04 |
| Pirrie, Mike | LB | 1987 | Richardson, Charles | C | 1902 | Sandifer, Richard | QB | 1953-54 | Simon, Loren | RB | 1918-20 |
| Plaskett, Warren | RB | 1931-33 | Richardson, Joseph | B | 1936-37 | Sands, Justin (Capt.) | OT | 1999-2002 | Simons, Dolph | G,P | 1948-50 |
| Pleasant, Carl (Capt.) | E | 1906, 08-09 | Richesson, Luke | DB | 1993-96 | Sands, Tony | RB | 1988-91 | Simons, John | DB/RB | 1951-52 |
| Pless, Willie | LB | 1982-85 | Ricks, Ronald | DB | 1976-77 | Satore, Karl | T | 1963 | Simpson, Ernest | | 1895-96, 98 |
| Plumley, Jay | E | 1931 | Rideau, Brandon (Capt.) | WR | 2001-04 | Saunders, Seymour | C/G | 1920-21 | Simpson, John | | 1894-96 |
| Polian, Kevin | DT | 1993 | Riegle, Warren (Capt.) | E | 1943-44 | Sayers, Gale (Capt.) | RB | 1962-64 | Simpson, Lacey | | 1898 |
| Pollom, Donald | RB | 1940-41 | Rieth, Rich | P | 1986-87 | Scanlan, John | G | 1973-74 | Simpson, Samuel | E/RB | 1958-60 |
| Pooler, Arthur (Capt.) | QB | 1902-05 | Riggins, Franklin (Junior) | RB | 1966-68 | Scanlon, Timothy | DE | 1969 | Skahan, Robert | QB | 1964-65 |
| Poorman, Bert | RB | 1895, 97 | Riggins, Robert (John) | RB | 1968-70 | Schaake, Elmer (Capt.) | B | 1930-32 | Skepnck, William | DT | 1972-73 |
| Pope, David | | 1901-02 | Riggins, William | RB | 1972-73 | Schaake, Ralph | T,E | 1939-41 | Sklar, Richard | G | 1933-35 |
| Pope, Warner | | 1894-95 | Rinehart, William | RB | 1949 | Schaake, William (Capt.) | E | 1949-51 | Slyter, Mark | OLB | 1990 |
| Popovich, Pete | C | 1985-86 | Ringwood, Bruce | LB | 2004 | Schenker, Kyle | LB | 1987 | Small, Marvin | E | 1946-47 |
| Poppe, Orville | T | 1951-53 | Rivera, Mike | LB | 2005-06 | Schermer, Jake | LB | 2006 | Smay, Cecil | E | 1929-30 |
| Porter, David | | 1901-02 | Roach, Gregory | T | 1979, 81 | Schick, Doyle (Capt.) | RB | 1958-60 | Smay, Charles | T | 1929-30 |
| Porter, George | RB | 1907 | Roach, Steven | LB | 1969-71 | Schimenz, John | E | 1944 | Smith, Ashaundai | WR | 1992-95 |
| Powell, Chris | FB | 1991-94 | Robben, Robert | E | 1962-64 | Schleicher, Jeffery | TE | 1979-81 | Smith, Bob | OT | 1998, 2000-01 |
| Powell, Emery | | 1900 | Robben, Roger | FB | 1988-91 | Schmidt, Bob | C | 1997-00 | Smith, Carnie | QB | 1930-32 |
| Power, John | T/E | 1910 | Robbins, Roy | E | 1915 | Schmidt, Charles | RB | 1969-71 | Smith, Chris | DB | 1991-92 |
| Powers, George | QB/E | 1924-25 | Roberson, Akili | WR/QB | 1997 | Schmidt, David (Capt.) | E | 1945-48, 51 | Smith, David | DL | 1984 |
| Powers, Kenneth | DT | 1981-83 | Roberts, Alvin | TE | 1976 | Schmidt, Dan (Capt.) | C | 1990-93 | Smith, Dylen | QB | 1999-00 |
| Prater, John | G/C | 1980-81 | Roberts, Clay | C | 1952 | Schmidt, Edgar | RB | 1927-29 | Smith, Gerald | | 1923 |
| Pratt, Richard | T | 1963-65 | Roberts, Cleve | OG | 1995-96 | Schmidt, George | RB/QB | 1925, 27 | Smith, Gregory | DL | 1977-78, 80-81 |
| Prelock, Edward | T | 1956-57 | Roberts, Gene | RB | 1942 | Schmidt, Kregg | OL | 2002 | Smith, Hugh | RB | 1960 |
| Preston, Asheiki | QB | 1993-94 | Roberts, Jay | E | 1961-63 | Schmidt, Walter | C | 1956-58 | Smith, James | WR | 1974-76 |
| Preston, David | QB | 1955-56 | Roberts, Joe | RB | 1942 | Schmitz, Galen | DB/LB | 1972-73 | Smith, Jared | C | 1993-96 |
| Preston, Robert | T/G | 1954-55 | Robertson, Jerry | QB | 1951-52 | Schmitz, Leonard | DT/G | 1974-75 | Smith, Kimball | G | 1963, 65 |
| Price, William | QB/E | 1910-12 | Robinson, Bobby | RB | 1956 | Schnellbacher, Otto (Capt.) | E | 1942, 46-47 | Smith, Laverne | RB | 1973-76 |
| Priest, Jason | DB | 1988-91 | Robinson, Delario | WR | 1973 | Schneider, Dave | OG | 1982 | Smith, Lynnwood | E | 1949-50 |
| Priest, Richard | | 1904-07 | Robinson, Glenn | LB | 2000-02 | Schonewise, Quintin | T | 1981, 83-84 | Smith, Mac | PK | 1986 |
| Pringle, James | RB | 1916-17, 19 | Robinson, Randolph | LB | 1972 | Schopflin, Jack | T | 1927-29 | Smith, Mark | TE | 1990 |
| Promrenke, Bret | OLB | 1991-93 | Robison, James | QB/RB | 1943, 45-46 | Schrant, John | T | 1900 | Smith, Mathew | | 1892 |
| Propernick, Anthony | FB | 1927 | Rodgers, Jack | QB | 1950-51 | Schroeder, Arthur | RB | 1928 | Smith, Nick | C | 1999-01 |
| Pumphrey, Norman | G | 1945 | Rodgers, Keith | OLB | 1992-95 | Schroeder, Herman | G | 1928 | Smith, Paul | QB/E | 1955 |
| Pulnam, George | G | 1906 | Rodino, Brian | OL | 1994 | Schroll, John | TE | 1970-72 | Smith, Quintin | WR | 1986-89 |
| Pyles, Brandt | LB | 1998 | Rodriguez, Cesar | OL | 2004-06 | Schuler, Gordon | G | 1982-83 | Smith, Ralph | G/T | 1910 |
| | | | Roe, Quincy | DB | 1998-01 | Schumm, Jim | OT | 1970-72 | Smith, Reginald A. (Capt.) | T | 1923-25 |
| | | | Rogan, Pat | OLB | 1990 | Schwab, James | | 1911 | Smith, Reginald L. | T | 1981-83 |
| | | | Rogers, Jake | G | 1903-04 | Schwartzburg, Dodge | KS | 1984 | Smith, Russell | G | 1924 |
| | | | Rogers, Marcus (Capt.) | LB | 1998-01 | Schweda, Brian | T | 1962-64 | Smith, Samuel | RB | 1976-79 |
| | | | Rogers, Mike | TB | 1984-85-86-87 | Scott, Arthur | OT | 1973-75 | Smith, Steven | QB | 1980-81 |
| | | | Rogers, Myron | E/T | 1954 | Scott, Mitchell | FB | 2000-01 | Smith, Thomas | G | 1898-99 |
| | | | Rohde, Theodore | RB | 1954-56 | Scott, Robert | C | 1902 | Smith, Verni | G | 1909 |
| | | | Rohlf, Richard | G | 1957-59 | Scott, Thomas | QB | 1947 | Smith, Willie | RB/E | 1964-65 |
| | | | Rooney, Shane | TE | 1995-97 | Schriner, Scott | TB | 1986 | Smith, Wint | G | 1916, 19-20 |
| | | | Root, Charles | T | 1904-05 | Scribner, William (Bucky) | P | 1980-82 | Smoot, Charles (Capt.) | C | 1928-30 |
| | | | Rosalis, Gabe | OT | 1999-2001 | Seigel, John | T | 1934-36 | Sneed, James | QB/WR | 1981-83 |
| | | | Ross, Erroll | RB | 1973-74 | Seurer, Frank | QB | 1980, 82-83 | Snell, Arnold (Capt.) | FB | 1986-88 |
| | | | Ross, Roger | WR | 2000-01 | Seymour, Brian | S | 2005 | Snyder, Jeff | RB | 2001 |
| | | | Ross, Zach | QB | 2005 | Shank, Albert | C | 1974-76 | Snyder, Lance | OT | 1990 |
| | | | Rossman, Richard | RB/G | 1951-52 | Shanklin, Donald | RB | 1966-68 | Sobek, Lloyd | TE | 1975, 77-79 |



LETTERMEN

| | | |
|---------------------------|-----|----------|
| Sommers, Herbert | RB | 1913 |
| Sorem, Milton | G | 1929-30 |
| Sorem, Nelson | T | 1928-30 |
| Speak, Fred | RB | 1895-96 |
| Spear, Robert | DB | 1974 |
| Spear, Roy | C/T | 1910 |
| Spears, Derek | TE | 2005 |
| Spears, Doyle | DL | 1982 |
| Spencer, Oliver (Capt.) | G/T | 1950-52 |
| Sperry, J. Bryan | E | 1946-48 |
| Sperry, Kenneth | G/E | 1946-48 |
| Sprekelmeyer, Joe | RB | 1960 |
| Springer, Eugene | RB | 1892 |
| Spurgeon, Tristan | RB | 1921-22 |
| Spurney, Joe | G | 1958-60 |
| Staab, Ervell | G | 1956, 58 |
| Staab, Kent | C | 1959-61 |
| Stafford, Matt | DB | 1990 |
| Stallard, Mark | LB | 1979 |
| Stallman, Jason | TE | 1989 |
| Standage, David | C | 1969-70 |
| Stapleton, George (Capt.) | T/G | 1936-37 |
| Starr, Wilbur | RB | 1924-26 |
| St. Clair, William | E | 1960-62 |
| Steele, Clarence | QB | 1908 |
| Steele, Mike | DT | 1992-93 |
| Steinberger, Earl | E | 1893 |
| Steinhauser, Jamey | DB | 1983-86 |
| Stephenson, Thomas | RB | 1907-09 |
| Sterling, Miles | | 1890 |
| Stevens, James | G | 1948 |
| Stevenson, Albert | RB | 1955 |
| Stevenson, Jason | OG | 1999-01 |
| Stewart, Jon | DL | 1984-86 |
| Stibel, Jim | C | 1994-96 |
| Stinson, Wade | RB | 1949-50 |
| Stockdale, Don | G | 1944 |
| Stockemer, Gordon | G | 1972-74 |
| Stocks, Fred | | 1893-95 |
| Stokes, Sims | RB | 1964 |
| Stone, Charles | | 1893-95 |
| Strauch, Walter (Capt.) | QB | 1955-57 |
| Strehlow, Chester | QB | 1950-51 |
| Stricker, Thomas | G/T | 1904-05 |
| Strickland, Tony | DE | 2000-03 |
| Strickler, Thomas | G | 1904-05 |
| Strother, George | T/G | 1913-15 |
| Stroud, Harold | C | 1950 |
| Stryker, Wilburn | | 1914 |
| Stubblefield, Dana | DT | 1990-92 |
| Stubbs, Tony | S | 2002-04 |
| Stuck, Arch | E | 1930 |
| Stucker, Charles | RB | 1943 |
| Stuckey, Darrell | S | 2006 |
| Stuewe, Edward | RB | 1912-13 |
| Stukey, Mano | RB | 1934-35 |
| Suagee, Edward | RB | 1939-40 |
| Suder, John | RB | 1959-60 |
| Sullivan, Hiram | RB | 1953-54 |
| Sullivan, Michael | T | 1969-71 |
| Sullivan, Terence | LB | 1993-94 |
| Sullivant, Milton (Capt.) | RB | 1937-39 |
| Sutherland, Dwight | E | 1944 |
| Sutter, Bill | DB | 1987 |
| Sutton, Mitchell | DT | 1972-73 |
| Swanson, Jason | QB | 2004-05 |
| Sweatman, Michael (Capt.) | QB | 1965-67 |
| Swengros, Glenn | LB | 1956 |
| Swenson, Paul | G | 1983-85 |
| Swift, Robert | K | 1973-75 |
| Swinford, Wes | LB | 1989-92 |
| Swoboda, Paul | G | 1956-57 |
| Sydney, Harry (Capt.) | RB | 1978-80 |

| | | |
|------------------------|----|---------|
| T | | |
| Talib, Aqib | CB | 2005-06 |
| Talkington, Robert | T | 1949-50 |
| Taylor, Frank | C | 1924-26 |
| Taylor, Garfield | RB | 1980-81 |
| Taylor, Jerry | E | 1951-53 |
| Taylor, Steven (Capt.) | DB | 1973-75 |
| Teddlton, Brock | DT | 2001 |
| Temple, Floyd | RB | 1949 |

| | | |
|----------------------------|------|-------------|
| Tenenbaum, John | T | 1941 |
| Terrell, Darryl | RB | 1987 |
| Terry, Doug | DB | 1988-91 |
| Testerman, Harold | E | 1924-25 |
| Thierolf, Judson (Grant) | C/G | 1979-82 |
| Thiel, Larry | LB | 1990-93 |
| Thomas, Fred | QB | 1992 |
| Thomas, Orlo | G | 1949 |
| Thompson, Blake | T | 1974-76 |
| Thompson, Broderick | DT | 1981-82 |
| Thompson, Kenneth | DB | 2003-05 |
| Thompson, Matt | OL | 2004-05 |
| Thompson, Thomas | T | 1962-64 |
| Thoren, Jason | LB | 1994-97 |
| Thornberry, Wallace | T | 1902 |
| Thornton, Jake | S | 2006 |
| Tice, Orbon | E | 1946-51 |
| Tiger, Kenneth (Capt.) | G | 1961-62 |
| Timmons, Rod | DL | 1983 |
| Toburen, Chris | LB | 1978-81 |
| Todd, John | QB | 1915-17 |
| Todd, Richard | G | 1954 |
| Tomlinson, Richard (Capt.) | G | 1947-49 |
| Toomey, Gabriel | LB | 2003-04 |
| Towle, Steve (Capt.) | LB | 1972-74 |
| Tracy, Brian | PK | 2001 |
| Traylor, John | RB | 1955-57 |
| Trossen, Ken | DT | 1987-88 |
| Truitt, Walter | | 1891 |
| Tucker, George | RB/T | 1898-1900 |
| Tucker, John | | 1897 |
| Tucker, Kyle | P | 2004-06 |
| Tucker, Robert | DL | 1984-85 |
| Tudor, Herbert | G | 1912-13 |
| Tumpich, Joseph | DB | 1979-80 |
| Turgeon, Orville | C | 1966-68 |
| Turner, Jeff | LB | 1972-73, 75 |
| Turner, Jesse | E | 1942, 46 |
| Turner, Lucius | WR | 1970-71 |
| Turner, Paul | K | 1946 |
| Turner, Warren | G/T | 1937-39 |
| Tushaus, Kirk | G | 1979 |
| Tyler, Matt | P | 1998-99 |
| Tyus, Robert | DE | 1969-70 |
| Tyree, Greg | LB | 2001-04 |
| Tyrer, Jason | LB | 1988-90 |
| Tyrrell, Chris | P | 2001-04 |

| | | |
|------------------------|----|---------|
| U | | |
| Ulrich, Hubert (Capt.) | E | 1939-41 |
| Unruh, Arch | QB | 1950-52 |
| Unruh, Otto | E | 1950-52 |

| | | |
|-------------------------|-------|---------|
| V | | |
| Vanatta, Chester | C | 1957-58 |
| Vandaveer, Marvin | RB/QB | 1940-41 |
| Vandree, Matt | WR | 1995 |
| Vann, Derek | WR | 2001 |
| Vann, Eric | RB | 1994-97 |
| VanSaun, Paul | DT | 1972-75 |
| Van Sickle, Herschel | C | 1976 |
| Vang, Pete | TE | 1990-93 |
| Vang, Shawn | OG | 1995-98 |
| Vanoy, Vernon | DE | 1967-68 |
| Vaughn, Joe (Capt.) | C | 2003-04 |
| Vaughn, Robert | CB | 1990-93 |
| Vaughn, Willie | WR | 1985-88 |
| Vaught, John | LB | 1978 |
| Vechiarella, Bill | DB | 1983-85 |
| Verdugo, Kevin | QB | 1987 |
| Vernson, Harry | G/T | 1916 |
| Verser, David | WR | 1977-80 |
| Vidoli, Marino | OG | 1989 |
| Vincendese, Mark | QB/WR | 1976-78 |
| Vignatelli, Bradley | DB | 1981 |
| Vignatelli, Eugene | G/T | 1952-54 |
| Vincent, Wilbur (Capt.) | RB | 1900-02 |
| Vogel, Jack | T | 1935-36 |
| Voights, Emil | E | 1896-97 |
| Voigts, Myron | T | 1925-26 |

| | | |
|---------------------------|-------|-------------|
| W | | |
| Wade, Clifford | G | 1943 |
| Wagoner, Daniel | DB | 1978, 80-81 |
| Wahlmeier, Galen (Capt.) | T/C | 1955-56 |
| Walker, Marlon | G | 1962-63 |
| Walker, William | C | 1894-97 |
| Wall, Charles | RB/K | 1925-26 |
| Wallace, Clyde | RB | 1906 |
| Walters, William | E | 1964-66 |
| Walters, Wyeth | QB/RB | 1924 |
| Walton, Alvin | DB | 1984 |
| Walton, David | DT | 1987-89 |
| Walton, Jack | RB | 1943 |
| Ward, Lewis | G/T | 1935-37 |
| Ward, Ronnie | OLB | 1992-94, 96 |
| Waring, Clarence | RB | 1905, 08 |
| Warner, Ron | OLB | 1996 |
| Warren, Charles | C | 1937-39 |
| Warren, Thad | DB | 1994-95 |
| Washington, Eric | LB | 2005-06 |
| Watkins, Johnnie | DB | 2003 |
| Watkins, Brandon | LB | 2001-04 |
| Watkins, Frank | C | 1932-34 |
| Watkins, Travis (Capt.) | DB | 2001-04 |
| Wattelet, Frank | DT | 1978-80 |
| Watts, Keith | DT | 2002 |
| Waxse, David | RB | 1965-66 |
| Waylan, Larry | T/G | 1961 |
| Weatherbie, Jonas | QB | 2002 |
| Weatherby, James | RB | 1944 |
| Weaver, Doug | DT | 1994 |
| Weaver, Richard | RB | 1932 |
| Webb, Anthony | DB | 2006 |
| Webb, Scott | PK | 2004-06 |
| Wedel, Brad | TE | 1984-87 |
| Weekley, Monroe | DE | 2003 |
| Weger, John | G/T | 1973 |
| Wegner, Zac (Capt.) | QB | 1997-99 |
| Wehrman, Geoff | DB | 1988 |
| Weidlein, Gary | C | 1921-22 |
| Weidlein, William (Capt.) | G/T | 1911-13 |
| Weidner, Odell | LB | 1972-74 |
| Weir, John | G | 1968-69 |
| Welch, Kenney | | 1920 |
| Wellman, Joe | QB | 1925-26 |
| Wellman, Michael | C | 1976-77 |
| Wells, Dick | | 1932-1934 |
| Wells, Dean | RB | 1949-51 |
| Wenstrand, Charles | E/RB | 1938 |
| Werner, Mike | DL | 1984, 86 |
| Wertzberger, John | C | 1956-58 |
| Wertzberger, Kenneth | G | 1966-68 |
| Wessling, David | T | 1980-82 |
| Wheeler, Jeff | DE | 2006 |
| Whitaker, Bob | OL | 2003-06 |
| White, Bob | RB/QB | 1933-34 |
| White, Bryan | DB | 1989 |
| White, David | DT | 1986-87 |
| White, George | RB | 1990-94 |
| White, Jesse | E | 1905-07 |
| White, Larry | G | 1965-66 |
| White, Ronald | G/E | 1950-51 |
| White, Ulysses | E | 1970-71 |
| Whitla, Ezra | E | 1901 |
| Whittaker, Scott | OT | 1993-96 |
| Whittemore, Bill (Capt.) | QB | 2002-03 |
| Whitten, Bobby | T | 1978-80 |
| Wiedemann, Franz | | 1912 |
| Wienecke, Emil | QB | 1935-37 |
| Wier, Brandon | DB | 1998-01 |
| Wilbers, Mark | DT | 1979-82 |
| Wilcox, Charles (Capt.) | C/T | 1898-1900 |
| Wilder, Wayne | DL | 2005-06 |
| Wilhelm, Glenn | RB | 1910 |
| Wilhelm, Steven | G | 1969 |
| Willeford, Brent | TE | 1991-94 |
| Williams, Algen | WR | 1999-00 |
| Williams, Darnell | LB | 1983, 85 |
| Williams, Delvin | RB | 1971-73 |
| Williams, John | NT | 1996-99 |
| Williams, Lynn | TB | 1984-85 |
| Williams, Lynn | RB | 1943 |
| Williams, Mark | QB | 1994-95 |

| | | |
|--------------------------|------|-------------|
| Williamson, Orah (Capt.) | QB | 1890-95 |
| Wilson, Ben | | 1945 |
| Wilson, C. | | 1894 |
| Wilson, Clarence | QB | 1921-22 |
| Wilson, Donald | QB | 1948 |
| Wilson, Forrest | RB | 1942 |
| Wilson, Gilbert | RB | 1959-61 |
| Wilson, Harold | QB | 1912-13 |
| Wilson, Henry | | 1894 |
| Wilson, Ivanhoe | E/G | 1916 |
| Wilson, Roy | QB | 1903, 05 |
| Wilson, Wayne | C/RB | 1937, 40 |
| Winbush, David | RB | 1997-00 |
| Winslow, Clarence | E | 1936 |
| Winter, Winton | C | 1950-51 |
| Winter, Winton Jr. | C | 1973 |
| Wohlford, Cecil | G | 1964-66 |
| Wood, Harley | G | 1907-08 |
| Wood, Walter | QB/C | 1914-15, 19 |
| Woodbury, Charles | RB | 1910-11 |
| Woodbury, Harold | RB | 1910 |
| Woodruff, Lawrence | C | 1923 |
| Woods, Gregory | T/G | 1976 |
| Woodward, David | T/G | 1898-99 |
| Woodward, George | RB | 1916 |
| Woody, Warren | C | 1951-52 |
| Woody, Warren | G | 1916-17, 20 |
| Woolfolk, Raymond | G | 1952-53 |
| Worley, George | G | 1963 |
| Wright, Arist | LB | 2006 |
| Wright, Dennis | RB | 1975-76 |
| Wright, Ernest | TE | 1980, 82-83 |
| Wright, Jahmal | DB | 1998-99 |
| Wright, Sylvester | OLB | 1991-94 |
| Wygle, Ralph | T | 1944 |

| | | |
|------------------|----|-------------|
| Y | | |
| Yarnell, Lyndall | DE | 1983-84, 86 |
| Yeo, Clyde | | 1902 |
| Young, James | DE | 1974-77 |
| Young, Scellars | LB | 1977-80 |

| | | |
|-----------------------|----|---------|
| Z | | |
| Zaffaroni, Paul | LB | 1988-90 |
| Zell, Tony | QB | 1994 |
| Zidd, James | LB | 1977-79 |
| Ziegler, Wayne | DB | 1983-86 |
| Zimmerman, James | T | 1940 |
| Zook, Dean | DE | 1972-74 |
| Zook, John (Capt.) | DE | 1966-68 |
| Zuber, Harold (Capt.) | RB | 1924-26 |
| Zvolanek, Joe | E | 1931 |

This listing of all-time lettermen is as complete and accurate as historical records allow. Included are names -- in some instances first name and not actual name on roster -- along with position and years lettered of the more than 2,000 letterwinners who have played at the University of Kansas. Corrections and additions are welcomed if they can be verified. Inquiries should be directed to the KU Media Relations Office.



CAPSULE HISTORY



1890 Sherman Scores First KU Touchdown

Kansas played its first official football game, losing to Baker University in Baldwin, Kan., 22-9. Right halfback A.F. Sherman scored KU's first touchdown on a punt return. An account of the game in the Weekly University Courier described Sherman's TD: "Hudson punted the ball down the field. Sherman managed to get the ball and made a phenomenal run for the first Kansas score ever made in football."

1899 Kansas has First Perfect Season

In his only season as head coach at Kansas, Fielding H. Yost led the Jayhawks to a 10-0 record, which represents one of just two perfect seasons in the 116 years of football competition. KU outscored its opponents 280-37 and averaged 28 points per game. Yost, who later gained fame as head coach at Michigan, was inducted into the College Football Hall of Fame in 1951.

1908 First Conference Championship

The Jayhawks finished with a 9-0 record, outscoring their opponents 131-20, and claimed the school's first conference championship by finishing with a 4-0 record in the Missouri Valley Intercollegiate Conference.

1912 KU Defeats MU in First Homecoming

Playing its first Homecoming game before a crowd of 9,000 fans at McCook Field, KU downed rival Missouri, 12-3. Jayhawk coach Arthur Mosse used a new offensive alignment, known as the "Minnesota Shift" to confuse the Tigers that afternoon.

DR. JAMES NAISMITH INFLUENCED THE GAME OF FOOTBALL

The man credited with inventing the game of basketball - Dr. James Naismith (right) - also had a significant impact on the development of football. Naismith took a football and cut it lengthwise and placed it over his head to protect his ears as a football player at Springfield College. Thus, the first football helmet was invented.

Naismith was hired by the University of Kansas in 1898 as director of physical education on the recommendation of legendary football coach Amos Alonzo Stagg. He retired from active teaching in 1937 after 39 years as a member of the KU faculty.



The Jayhawks of 1899 outscored their opponents 280-37, averaging 28 points per game, and posted six shutouts during the season. Fielding H. Yost (second row, third from right) served as head coach of the team.

1920 Phog Allen Builds a Football Stadium

Legendary KU basketball coach Phog Allen, in his only season as head football coach, rallied his team from a 20-0 halftime deficit to a 20-20 tie against Nebraska. Leading the team was senior quarterback Dutch Lonborg and halfback John Bunn, two individuals who were later inducted into the College Basketball Hall of Fame. The following Monday, students and faculty gathered to celebrate the comeback and more than \$200,000 was pledged over a three-day period to build a concrete stadium to replace McCook Field, home for KU football since 1892.

1921 Jayhawks Open Play in Memorial Stadium

In the first game in Memorial Stadium, the Jayhawks defeated Kansas State, 21-7, in front of 5,160 fans. When the stadium opened, the east and west side stands were completed with a capacity of 22,000. The final game of the 1921 season saw KU down Missouri, 15-9, before 15,480 fans.

1931 KU Plays Haskell in First Home Night Game

On a Friday night, Oct. 2, Kansas hosted the Haskell Indians in the first-ever home night game in Jayhawk football history. The concept for a night game came from KU athletics director Phog Allen, who was able to transport portable lights that were borrowed from Haskell Stadium (also in Lawrence) and put them in place at Memorial Stadium. In front of 11,000 fans, Haskell surprised KU with a 6-0 victory.

1947 Evans & Schnellbacher: First All-Americans

Led by KU's first two All-America selections - halfback Ray Evans and end Otto Schnellbacher - the Jayhawks finished the season with an 8-1-2 record, tied for first in the conference and capped the season by playing Georgia Tech in the 1948 Orange Bowl. It marked KU's first appearance in a postseason bowl game. Among the victories that season for head coach George Sauer was an 86-6 win against South Dakota State, which represents the most points a KU team has ever scored in a single game. KU finished the year ranked 12th in the final Associated Press poll.





CAPSULE HISTORY

1960 Jayhawks Upset a No. 1-Ranked Team

The Jayhawks faced one of the most challenging schedules in school history, facing three teams (Syracuse, Iowa and Missouri) ranked No. 1 in the nation. KU lost early in the season to Syracuse (14-7) and Iowa (21-7), but the elite backfield combination of John Hadl, Curtis McClinton, Doyle Schick and Bert Coan helped lead the Jayhawks to a 23-7 upset win versus then No. 1-ranked Missouri. The win was later forfeited when it was determined that Coan had received a free plane ride to the College Football All-Star Game in Chicago from a KU alum.

1963 Sayers Scampers for NCAA Record

Hall of Fame halfback Gale Sayers put his name in the college football record book by breaking loose on a 99-yard run against Nebraska in Lincoln, the longest run from scrimmage at that time in NCAA history. Only four other backs (including KU's Eric Vann) have accomplished a run of that length in the history of college football.

1967 A Coaching Staff of Excellence

After finishing with a 5-5 record in his first season as head coach in 1967, Pepper Rodgers assembled one of the greatest coaching staffs in KU history to begin the 1968 season. The staff included several assistants who would later achieve fame as head coaches, including John Cooper (Tulsa, Arizona State and Ohio State), Dick Tomey (Arizona), Terry Donahue (UCLA), the late Dave McLain (Wisconsin) and Don Fambrough (Kansas). The staff also included Doug Weaver (former athletics director at Georgia Tech and Michigan State) and Larry Travis (former athletics director at Kansas State and Western Carolina).

1968 Rodgers Takes KU to Orange Bowl

Under the guidance of coach Pepper Rodgers, KU came within five points of an undefeated season and a victory in the Orange Bowl. The Jayhawks tied for first in the Big Eight and finished 9-2 with losses to Oklahoma (27-23) and Penn State (15-14) in the Orange Bowl. Among the standouts were quarterback Bobby Douglass and fullback John Riggins.

1973 A Cardiac Season

The Jayhawks experienced a cardiac season with six games decided by two points or less -- the most games decided by that margin in NCAA history. KU

Ed Harvey and Homer Floyd Broke Racial Barriers

Ed Harvey became the first African-American to play football at Kansas, earning his "K" letter as a member of the 1893 Jayhawk team. Harvey's parents were born into slavery and later escaped Quantrill's raid in Lawrence. They became share croppers and were able to put their three sons through college.

It was 62 years later when Homer Floyd, a standout at Massillon (Ohio) High School, broke the modern-day color barrier to play football at KU. Floyd enrolled at Kansas at the urging of his high school coach, Chuck Mather, who served as the Jayhawk head coach from 1954-57.

Floyd, a team captain in 1958, started all 30 games of his career (1955-58) on offense and defense. He led the Jayhawks in rushing yardage all three years and earned all-conference honors as a senior. Floyd later played for the Edmonton Eskimos of the Canadian Football League and then served as executive director of the Pennsylvania Human Relations Commission.



finished the year with a 7-4-1 record, winning three of those close encounters, and played North Carolina State in the Liberty Bowl.

1975 Cromwell Guides KU to Upset of OU

Kansas defeated No. 2 Oklahoma in Norman, 23-3, to end the Sooners' 28-game winning streak and 37-game unbeaten string. Earlier in the season, quarterback Nolan Cromwell set a new NCAA record for rushing yards by quarterbacks with 294 yards on 28 carries in a 20-0 win against Oregon State.

1991 Tuxedo Tony Rushes for 396 Yards

Running back "Tuxedo" Tony Sands set an NCAA single-game record by rushing for 396 yards on 58 carries in a 53-29 win against Missouri in Lawrence. Sands was later named Offensive Player of the Year in the Big Eight Conference.

1992 First Bowl Win in 31 Years

Head coach Glen Mason guided KU to its first bowl win in 31 years as the Jayhawks defeated Brigham Young, 23-10, in the 1992 Aloha Bowl. Led by defensive linemen Dana Stubblefield and Gilbert Brown, along with quarterback Chip Hilleary, KU finished the season with an 8-4 record and placed third in the Big Eight Conference.

1995 Surprise Team of College Football

Picked to finish fifth in the Big Eight preseason polls, the Jayhawks were one of the surprise teams of college football with a 10-2 season and a win over UCLA in the Aloha Bowl. Along the way, KU defeated two ranked teams (Colorado and Oklahoma) on the road. The season ended with a twist of drama as head coach Glen Mason announced just prior to the bowl game that he was leaving after the UCLA encounter to become head coach at Georgia. Mason later changed his mind and stayed as head coach, informing his team on the morning of the Aloha Bowl. KU cruised to a 51-30 victory.

1997 Kansas Nabs 500th Victory

Terry Allen was on the sidelines for his second conference victory as head coach at KU and the school's 500th win in school history as the Jayhawks downed Oklahoma, 20-17.

2005 Mangino Leads KU to Second Bowl Game in Three Years

Mark Mangino became the first head coach in KU history to lead his team to two bowl games in a three-year span as the team faced Houston in the Fort Worth Bowl. KU clobbered the Cougars, 42-13, and quarterback Jason Swanson was named the game's Most Outstanding Player.



YEAR BY YEAR RESULTS

1890 (1-2)

Coach: None

Captain: Howard Peairs

| | | | |
|---------|------------|---|-------|
| Nov. 22 | at Baker | L | 9-22 |
| Nov. 27 | at KC YMCA | L | 10-18 |
| Dec. 8 | BAKER | W | 14-12 |

E.M. Hopkins

1 Season, 1891
(7-0-1, .938)



1891 (7-0-1)

Captain: John Kenzie

| | | | |
|---------|--|---|-------|
| Oct. 31 | vs. Missouri (at K.C.) | W | 22-8 |
| Nov. 17 | at Washburn | W | 32-10 |
| Nov. 21 | WASHBURN | W | 38-10 |
| Nov. 26 | at KC YMCA | W | 22-4 |
| Nov. 28 | at Baker | W | 18-4 |
| Dec. 5 | vs. Iowa (at K.C.) | W | 14-12 |
| Dec. 17 | BAKER | W | 8-0 |
| Dec. 22 | vs. Washington (Mo.) (at Kansas City) | T | 6-6 |

A.W. Shepard

2 Seasons, 1892-93
(9-6, .600)



1892 (7-1)

Captain: John Kenzie

| | | | |
|---------|------------------------|---|------|
| Oct. 15 | at Denver AC | W | 20-6 |
| Oct. 20 | BAKER | W | 14-0 |
| Oct. 28 | WASHBURN | W | 36-0 |
| Nov. 1 | *ILLINOIS | W | 26-4 |
| Nov. 5 | vs. Iowa (at K.C.) | W | 24-4 |
| Nov. 12 | at Nebraska | W | 12-0 |
| Nov. 19 | at Baker | L | 0-18 |
| Nov. 26 | vs. Missouri (at K.C.) | W | 12-4 |

*First game at McCook Field

1893 (2-5)

Captain: A.R. Champlin

| | | | |
|---------|------------------------|---|-------|
| Oct. 14 | at Minnesota | L | 6-12 |
| Oct. 25 | BAKER | L | 12-14 |
| Oct. 28 | at Denver AC | L | 10-24 |
| Nov. 4 | vs. Iowa (at K.C.) | W | 35-24 |
| Nov. 18 | at Nebraska | W | 18-0 |
| Nov. 24 | vs. Michigan (at K.C.) | L | 0-22 |
| Nov. 30 | vs. Missouri (at K.C.) | L | 4-12 |

Hector Cowan

3 Seasons, 1894-96
(15-7-1, .674)



1894 (2-3-1)

Captain: O.K. Williamson

| | | | |
|---------|------------------------|---|-------|
| Oct. 14 | DOANE | W | 22-12 |
| Oct. 28 | OTTAWA | T | 6-6 |
| Nov. 3 | at Iowa | L | 14-18 |
| Nov. 11 | vs. Michigan (at K.C.) | L | 12-22 |
| Nov. 22 | at Nebraska | L | 6-12 |
| Nov. 31 | vs. Missouri (at K.C.) | W | 18-12 |

1895 (6-1)

Captain: W.H. Piatt

| | | | |
|----------|---------------------------|---|------|
| Sept. 21 | vs. Midland (at Atchison) | W | 28-0 |
| Oct. 5 | MIDLAND | W | 56-0 |
| Oct. 11 | at Emporia State | W | 10-0 |
| Nov. 2 | IOWA | W | 52-0 |
| Nov. 9 | vs. Doane (at K.C.) | W | 32-0 |
| Nov. 16 | at Nebraska | W | 8-4 |
| Nov. 28 | vs. Missouri (at K.C.) | L | 6-10 |

1896 (7-3)

Captain: B.D. Hamill

| | | | |
|----------|--------------------------|---|------|
| Sept. 27 | HASKELL | W | 32-0 |
| Oct. 4 | ABILENE | W | 6-0 |
| Oct. 11 | EMPORIA STATE | W | 26-0 |
| Oct. 18 | at Denver AC | W | 8-6 |
| Oct. 25 | at Iowa | L | 0-6 |
| Nov. 1 | vs. KC Medical (at K.C.) | L | 0-8 |
| Nov. 8 | NEBRASKA | W | 18-4 |
| Nov. 14 | DOANE | W | 16-4 |
| Nov. 26 | vs. Missouri (at K.C.) | W | 30-0 |
| Nov. 28 | vs. Minnesota (at K.C.) | L | 0-12 |

Wylie G. Woodruff

2 Seasons, 1897-98
(15-3, .833)



1897 (8-2)

Captain: A.R. Kennedy

| | | | |
|---------|--------------------------|---|------|
| Oct. 6 | vs. KC Medical (at K.C.) | W | 22-8 |
| Oct. 8 | MIDLAND | W | 40-0 |
| Oct. 9 | HASKELL | W | 40-0 |
| Oct. 16 | WARRENSBURG | W | 23-0 |
| Oct. 23 | at Glasco (Kan.) | W | 23-0 |
| Oct. 30 | IOWA | W | 56-0 |
| Nov. 6 | at St. Mary's | W | 28-0 |
| Nov. 13 | at Nebraska | L | 5-6 |
| Nov. 20 | vs. KC Medical (at K.C.) | L | 0-2 |
| Nov. 25 | vs. Missouri (at K.C.) | W | 16-0 |

1898 (7-1)

Captain: Arthur St. L. Mosse

| | | | |
|----------|--------------------------|---|------|
| Sept. 24 | HASKELL | W | 15-0 |
| Oct. 5 | vs. KC Medical (at K.C.) | W | 6-0 |
| Oct. 15 | IOWA STATE | W | 11-6 |
| Oct. 22 | at Warrensburg | W | 33-0 |
| Oct. 29 | at Ainsworth Medical | W | 40-0 |
| Nov. 5 | NEBRASKA | L | 6-18 |
| Nov. 12 | KC MEDICAL | W | 6-0 |
| Nov. 24 | vs. Missouri (at K.C.) | W | 12-0 |

Fielding H. Yost

1 Season, 1899
(10-0, 1.000)



1899 (10-0)

Captain: Hubert Avery

| | | | |
|----------|-----------|---|------|
| Sept. 30 | HASKELL | W | 12-0 |
| Oct. 7 | WASHBURN | W | 35-0 |
| Oct. 14 | OTTAWA | W | 29-6 |
| Oct. 21 | DRAKE | W | 29-5 |
| Oct. 28 | HASKELL | W | 18-0 |
| Nov. 4 | at Ottawa | W | 29-0 |

| | | | |
|---------|------------------------|---|-------|
| Nov. 11 | at Emporia State | W | 35-0 |
| Nov. 18 | at Nebraska | W | 36-20 |
| Nov. 25 | WASHBURN | W | 23-0 |
| Nov. 30 | vs. Missouri (at K.C.) | W | 34-6 |

Charles Boynton

1 Season, 1900
(2-5-2, .333)



1900 (2-5-2)

Captain: Charles Wilcox

| | | | |
|---------|--------------------------|---|-------|
| Oct. 1 | at Ottawa | W | 6-0 |
| Oct. 6 | WASHBURN | L | 0-24 |
| Oct. 20 | EMPORIA STATE | T | 6-6 |
| Oct. 27 | at South Dakota | W | 42-0 |
| Nov. 3 | vs. KC Medical (at K.C.) | L | 15-23 |
| Nov. 10 | WASHBURN | L | 0-29 |
| Nov. 17 | NEBRASKA | L | 0-12 |
| Nov. 21 | at Emporia State | L | 0-18 |
| Nov. 29 | vs. Missouri (at K.C.) | T | 6-6 |

John Outland

1 Season, 1901
(3-5-2, .400)




1901 (3-5-2)

Captain: Julian Jenkinson

| | | | |
|----------|------------------------|---|-------|
| Sept. 29 | OTTAWA | L | 5-16 |
| Oct. 5 | EMPORIA STATE | W | 36-10 |
| Oct. 14 | at Kirksville Osteop. | W | 17-6 |
| Oct. 19 | at Washburn | T | 0-0 |
| Oct. 26 | at Wisconsin | L | 0-50 |
| Oct. 30 | at Beloit | T | 0-0 |
| Nov. 9 | HASKELL | L | 5-18 |
| Nov. 16 | NEBRASKA | L | 5-29 |
| Nov. 23 | TEXAS | W | 12-0 |
| Nov. 28 | vs. Missouri (at K.C.) | L | 12-18 |

Arthur Curtis

1 Season, 1902
(6-4, .600)



1902 (6-4)

Captain: W.D. Vincent

| | | | |
|----------|------------------------|---|------|
| Sept. 29 | FAIRMONT (Wichita) | W | 6-0 |
| Oct. 4 | KANSAS STATE | W | 16-0 |
| Oct. 11 | WASHBURN | W | 34-0 |
| Oct. 18 | KC MEDICAL | W | 13-0 |
| Oct. 25 | at Wisconsin | L | 0-38 |
| Oct. 29 | at Knox College | L | 0-5 |
| Nov. 8 | at Nebraska | L | 0-16 |
| Nov. 5 | HASKELL | L | 5-24 |
| Nov. 20 | at Emporia State | W | 17-5 |
| Nov. 27 | vs. Missouri (at K.C.) | W | 17-5 |



YEAR BY YEAR RESULTS

Harrison S. Weeks

1 Season, 1903
(6-3, .667)



1903 (6-3)

Captain: Alpha Brumage

| | | | |
|----------|------------------------|---|-------|
| Sept. 28 | COLLEGE OF EMPORIA | W | 32-0 |
| Oct. 3 | KANSAS STATE | W | 34-0 |
| Oct. 10 | EMPORIA STATE | W | 12-0 |
| Oct. 17 | at Colorado | W | 12-11 |
| Oct. 24 | HASKELL | L | 6-12 |
| Oct. 31 | at Washburn | L | 0-5 |
| Nov. 7 | OKLAHOMA | W | 17-5 |
| Nov. 14 | NEBRASKA | L | 0-6 |
| Nov. 26 | vs. Missouri (at K.C.) | W | 5-0 |

1904 (8-1-1)

A.R. (Bert) Kennedy

7 Seasons, 1904-10
(53-9-4, .833)



Captain: Albert Hicks

| | | | |
|----------|--|---|------|
| Sept. 24 | COLLEGE OF EMPORIA | W | 6-0 |
| Oct. 1 | EMPORIA STATE | W | 34-0 |
| Oct. 6 | HASKELL | L | 6-23 |
| Oct. 15 | COLORADO | T | 6-6 |
| Oct. 21 | at Oklahoma | W | 16-0 |
| Oct. 29 | at Washburn | W | 5-0 |
| Nov. 5 | NOTRE DAME | W | 24-5 |
| Nov. 12 | vs. Washington (Mo.) (at St. Louis) | W | 12-0 |
| Nov. 19 | at Kansas State | W | 41-4 |
| Nov. 24 | vs. Missouri (at K.C.) | W | 29-0 |

1905 (10-1)

Captain: Arthur Pooler

| | | | |
|----------|--------------------------|---|-------|
| Sept. 23 | WILLIAM JEWELL | W | 23-0 |
| Oct. 4 | COLLEGE OF EMPORIA | W | 45-0 |
| Oct. 7 | at Arkansas | W | 6-0 |
| Oct. 9 | at Drury | W | 11-0 |
| Oct. 14 | at Emporia State | W | 32-0 |
| Oct. 21 | OKLAHOMA | W | 34-0 |
| Oct. 28 | vs. Colorado (at Denver) | L | 0-15 |
| Nov. 4 | WASHINGTON (MO.) | W | 21-0 |
| Nov. 11 | at Washburn | W | 18-11 |
| Nov. 25 | KANSAS STATE | W | 28-0 |
| Nov. 30 | vs. Missouri (at K.C.) | W | 24-0 |

1906 (6-2-2)

Captain: Prentiss Donald

| | | | |
|----------|------------------------|---|------|
| Sept. 22 | WILLIAM JEWELL | W | 18-0 |
| Oct. 3 | COLLEGE OF EMPORIA | W | 25-0 |
| Oct. 6 | ST. MARY'S | W | 18-0 |
| Oct. 13 | ARKANSAS | W | 35-7 |
| Oct. 20 | OKLAHOMA | W | 16-0 |
| Nov. 3 | at Saint Louis | L | 2-34 |
| Nov. 10 | at Washburn | T | 0-0 |
| Nov. 17 | *at Nebraska | W | 8-6 |
| Nov. 24 | at Kansas State | L | 4-6 |
| Nov. 29 | vs. Missouri (at K.C.) | T | 0-0 |

*KU's 100th victory

Missouri Valley Intercollegiate Athletic Association (1907-1928)

1907 (5-3, 1-1) MVC Finish: 3rd

Captain: Carl Rouse

| | | | |
|---------|-------------------------------|---|-------|
| Oct. 5 | WILLIAM JEWELL | W | 38-0 |
| Oct. 12 | ST. MARY'S | W | 14-2 |
| Oct. 19 | at Oklahoma | W | 15-0 |
| Oct. 26 | KANSAS STATE | W | 29-10 |
| Nov. 2 | at Washburn | L | 5-12 |
| Nov. 9 | NEBRASKA | L | 6-16 |
| Nov. 16 | at St. Louis | L | 0-17 |
| Nov. 28 | vs. *Missouri (at St. Joseph) | W | 4-0 |

*KU's first conference victory

1908 (9-0, 4-0) MVC Finish: *1st

Captain: G.T. Crowell

| | | | |
|----------|------------------------|---|------|
| Sept. 26 | EMPORIA STATE | W | 11-0 |
| Oct. 3 | St. Mary's | W | 24-0 |
| Oct. 10 | KANSAS STATE | W | 12-6 |
| Oct. 17 | OKLAHOMA | W | 11-0 |
| Oct. 24 | WASHINGTON (MO.) | W | 10-0 |
| Nov. 7 | WASHBURN | W | 23-0 |
| Nov. 14 | at Nebraska | W | 20-5 |
| Nov. 21 | at Iowa | W | 10-5 |
| Nov. 26 | vs. Missouri (at K.C.) | W | 10-4 |

*KU's first conference championship

1909 (8-1, 3-1) MVC Finish: 2nd

Captain: Carl Pleasant

| | | | |
|----------|------------------------|---|------|
| Sept. 25 | EMPORIA STATE | W | 55-0 |
| Oct. 2 | ST. MARY'S | W | 29-0 |
| Oct. 9 | OKLAHOMA | W | 11-0 |
| Oct. 16 | at Kansas State | W | 5-3 |
| Oct. 23 | WASHINGTON (MO.) | W | 23-0 |
| Oct. 30 | at Washburn | W | 17-0 |
| Nov. 6 | at Nebraska | W | 6-0 |
| Nov. 20 | IOWA | W | 20-7 |
| Nov. 26 | vs. Missouri (at K.C.) | L | 6-12 |

1910 (6-1-1, 1-1-1) MVC Finish: 5th

Captain: Tommy Johnson

| | | | |
|---------|------------------------|---|------|
| Oct. 1 | OTTAWA | W | 11-0 |
| Oct. 8 | ST. MARY'S | W | 9-5 |
| Oct. 15 | BAKER | W | 21-0 |
| Oct. 22 | at Drake | W | 6-0 |
| Oct. 29 | WASHBURN | W | 21-6 |
| Nov. 5 | NEBRASKA | L | 0-6 |
| Nov. 12 | at Oklahoma | W | 2-0 |
| Nov. 24 | vs. Missouri (at K.C.) | T | 5-5 |

Ralph W. Sherwin

1 Season, 1911
(4-2-2, .625)



1911 (4-2-2, 1-1-1)

MVC Finish: 3rd

Captain: Earl Ammons

| | | | |
|---------|-----------------|---|------|
| Oct. 7 | BAKER | T | 0-0 |
| Oct. 14 | ST. MARY'S | W | 47-0 |
| Oct. 21 | at Kansas State | W | 6-0 |
| Oct. 28 | DRAKE | W | 11-3 |
| Nov. 4 | at Washburn | W | 14-6 |

| | | | |
|---------|-----------|---|------|
| Nov. 11 | OKLAHOMA | L | 0-3 |
| Nov. 18 | NEBRASKA | L | 0-29 |
| Nov. 23 | *MISSOURI | T | 3-3 |

*First KU-MU game played on campus

Arthur Mosse

2 Seasons, 1912-13
(9-7, .563)



1912 (4-4, 1-2) MVC Finish: 5th

Captain: Howard Brownlee

| | | | |
|---------|----------------|---|------|
| Oct. 5 | ST. MARY'S | W | 62-0 |
| Oct. 12 | WARRENSBURG | W | 27-0 |
| Oct. 19 | at Drake | L | 0-6 |
| Oct. 26 | KANSAS STATE | W | 19-6 |
| Nov. 2 | OKLAHOMA | L | 5-6 |
| Nov. 9 | at Washburn | L | 0-10 |
| Nov. 16 | at Nebraska | L | 3-14 |
| Nov. 23 | *MISSOURI (HC) | W | 12-3 |

*KU's first homecoming game

1913 (5-3, 3-2) MVC Finish: 3rd

Captain: William Weidlein

| | | | |
|---------|------------------|---|------|
| Oct. 4 | WILLIAM JEWELL | W | 7-0 |
| Oct. 11 | WASHINGTON (MO.) | W | 55-7 |
| Oct. 18 | DRAKE | W | 11-0 |
| Oct. 25 | at Kansas State | W | 26-0 |
| Nov. 1 | at Oklahoma | L | 7-21 |
| Nov. 8 | WASHBURN | W | 14-0 |
| Nov. 15 | NEBRASKA (HC) | L | 0-9 |
| Nov. 22 | at Missouri | L | 0-3 |

H.M. Wheaton

1 Season, 1914
(5-2-1, .688)



1914 (5-2-1, 2-2)

MVC Finish: 4th

Captain: John Detwiler

| | | | |
|---------|--------------------|---|-------|
| Oct. 3 | WILLIAM JEWELL | W | 48-2 |
| Oct. 10 | COLLEGE OF EMPORIA | W | 7-0 |
| Oct. 17 | at Drake | W | 32-7 |
| Oct. 26 | KANSAS STATE | W | 27-0 |
| Oct. 31 | OKLAHOMA | T | 16-16 |
| Nov. 7 | at Washburn | W | 20-14 |
| Nov. 14 | at Nebraska | L | 0-35 |
| Nov. 21 | MISSOURI | L | 7-10 |

Herman Olcott

3 Seasons, 1915-17
(16-7-1, .688)



1915 (6-2, 3-1)

MVC Finish: 2nd

Captain: D.S. James

| | | | |
|---------|-----------------|---|-------|
| Oct. 2 | WILLIAM JEWELL | W | 20-0 |
| Oct. 9 | EMPORIA STATE | W | 21-3 |
| Oct. 16 | DRAKE | W | 30-7 |
| Oct. 23 | at Kansas State | W | 19-7 |
| Oct. 30 | at Oklahoma | L | 14-23 |
| Nov. 6 | WASHBURN | W | 41-0 |



YEAR BY YEAR RESULTS

Nov. 13 NEBRASKA (HC) L 0-33
Nov. 27 at Missouri W 8-6

1916 (4-3-1, 1-2-1) MVC Finish: 5th

Captain: Adrian Lindsey

Sept. 30 EMPORIA STATE W 13-0
Oct. 7 at Illinois L 0-30
Oct. 14 at Iowa State L 0-13
Oct. 28 KANSAS STATE T 0-0
Nov. 4 OKLAHOMA W 21-13
Nov. 11 at Washburn W 27-0
Nov. 18 *at Nebraska W 7-3
Nov. 30 MISSOURI (HC) L 0-13

*Victory ended Nebraska's 34-game unbeaten string

1917 (6-2, 3-1) MVC Finish: T-3rd

Captain: Harry Neilson

Oct. 6 at Illinois L 0-22
Oct. 13 EMPORIA STATE W 33-0
Oct. 20 WASHBURN W 34-2
Oct. 27 IOWA STATE W 7-0
Nov. 3 at Kansas State W 9-0
Nov. 10 at Oklahoma W 13-6
Nov. 17 NEBRASKA (HC) L 3-13
Nov. 29 MISSOURI W 27-3

Jay Bond

1 Season, 1918
(2-2, .500)



*1918 (2-2)

MVC Finish: No standings

Captain: Lewis Foster

Nov. 9 OKLAHOMA L 0-33
Nov. 16 at Nebraska L 0-20
Nov. 23 BAKER W 20-6
Nov. 28 KANSAS STATE W 13-7

*Season shortened due to campus-wide influenza outbreak.

Leon McCarty

1 Season, 1919
(3-2-3, .563)



1919 (3-2-3, 1-1-1)

MVC Finish: 4th

Captain: Howard Laslett

Oct. 4 PITTSBURG STATE W 42-0
Oct. 11 EMPORIA STATE W 14-0
Oct. 18 at Washburn T 0-0
Oct. 25 at Iowa State T 0-0
Nov. 1 KANSAS STATE W 16-3
Nov. 8 OKLAHOMA T 0-0
Nov. 15 at Nebraska L 7-19
Nov. 29 MISSOURI (HC) L 6-13

Forrest C. Allen

1 Season, 1920
(5-2-1, .688)



1920 (5-2-1, 3-2)

MVC Finish: T-3rd

Captain: George Nettels

Oct. 2 EMPORIA STATE W 47-0
Oct. 9 WASHBURN W 6-0
Oct. 16 DRAKE W 7-3
Oct. 23 IOWA STATE W 7-0
Oct. 30 at Kansas State W 14-0
Nov. 6 at Oklahoma L 9-21
Nov. 13 *NEBRASKA T 20-20
Nov. 27 at Missouri L 7-16

*Last game at McCook Field

Potsy Clark

5 Seasons, 1921-25
(16-17-6, .487)



1921 (4-3, 3-3) MVC Finish: 5th

Captain: Paul Jones

Oct. 1 at Washburn W 28-7
Oct. 15 DRAKE L 7-15
Oct. 22 at Iowa State W 14-7
Oct. 29 *KANSAS STATE W 21-7
Nov. 5 at Oklahoma L 7-24
Nov. 12 at Nebraska L 0-28
Nov. 24 MISSOURI (HC) W 15-9

*First game in Memorial Stadium

1922 (3-4-1, 1-3-1) MVC Finish: 8th

Captain: Severt Higgins

Oct. 7 at Army L 0-13
Oct. 14 at Drake L 0-6
Oct. 21 WASHBURN W 32-3
Oct. 28 at Kansas State T 7-7
Nov. 4 OKLAHOMA W 19-3
Nov. 11 *NEBRASKA (HC) L 0-28
Nov. 18 COLORADO W 39-6
Nov. 30 at Missouri L 7-9

*Official dedication of Memorial Stadium

1923 (5-0-3, 3-0-3) MVC Finish: 3rd

Captain: Charles Black

Oct. 6 CREIGHTON W 6-0
Oct. 13 OKLAHOMA STATE W 9-0
Oct. 20 at Nebraska T 0-0
Oct. 27 KANSAS STATE T 0-0
Nov. 3 at Oklahoma W 7-3
Nov. 10 *WASHINGTON (MO.) W 83-0
Nov. 17 DRAKE W 17-0
Nov. 29 MISSOURI (HC) T 3-3

*Largest victory margin in school history

1924 (2-5-1, 2-4-1) MVC Finish: 7th

Captain: Harold Burt

Oct. 4 OKLAHOMA STATE L 0-3
Oct. 11 IOWA STATE L 10-13
Oct. 18 at Kansas State L 0-6
Oct. 25 NEBRASKA (HC) L 7-14
Nov. 1 at Washington (Mo.) W 48-0

Nov. 8 at Drake T 6-6
Nov. 15 OKLAHOMA W 20-0
Nov. 27 at Missouri L 0-14

1925 (2-5-1, 2-5-1) MVC Finish: 8th

Captain: Reginald Smith

Oct. 3 OKLAHOMA STATE W 13-3
Oct. 10 at Iowa State L 0-20
Oct. 17 KANSAS STATE L 7-14
Oct. 24 at Nebraska L 0-14
Oct. 31 DRAKE L 0-7
Nov. 7 at Oklahoma T 0-0
Nov. 14 at Grinnell L 0-3
Nov. 21 MISSOURI (HC) W 10-7

Franklin Cappon

2 Seasons, 1926-27
(5-10-1, .344)



1926 (2-6, 1-5) MVC Finish: 9th

Captain: Harold Zuber

Oct. 2 WASHBURN W 14-6
Oct. 9 at Wisconsin L 0-13
Oct. 16 at Kansas State L 0-27
Oct. 23 NEBRASKA (HC) L 3-20
Oct. 30 at Drake L 0-13
Nov. 6 GRINNELL L 7-32
Nov. 11 OKLAHOMA W 10-9
Nov. 20 at Missouri L 0-15

*1927 (3-4-1, 3-3-1) MVC Finish: 5th

Captain: Barrett Hamilton

Oct. 1 at Grinnell W 19-0
Oct. 8 WISCONSIN L 6-26
Oct. 15 KANSAS STATE L 2-13
Oct. 22 WASHINGTON (MO) T 21-21
Oct. 29 DRAKE W 7-6
Nov. 5 at Nebraska L 13-47
Nov. 12 at Oklahoma L 7-26
Nov. 19 MISSOURI (HC) W 14-7

*Memorial Stadium capacity increased to 35,000 (North Bowl).

Bill Hargiss

4 Seasons, 1928-32
(18-16-2, .528)



1928 (2-4-2, 1-3-1) MVC

Finish: 5th

Captain: Harold Hauser

Oct. 6 GRINNELL W 14-0
Oct. 13 at Washington (Mo.) T 7-7
Oct. 20 at Kansas State W 7-0
Oct. 27 IOWA STATE T 0-0
Nov. 3 NEBRASKA (HC) L 0-20
Nov. 10 at Marquette L 0-7
Nov. 17 OKLAHOMA L 0-7
Nov. 24 at Missouri L 6-25



YEAR BY YEAR RESULTS

Big Six Conference (1929-47)

1929 (4-4, 2-3) Big 6 Finish: 5th

Captain: Steward Lyman

| | | | |
|---------|------------------|---|------|
| Oct. 5 | at Illinois | L | 0-25 |
| Oct. 12 | EMPORIA STATE | W | 38-0 |
| Oct. 19 | KANSAS STATE | L | 0-6 |
| Oct. 26 | at Iowa State | W | 33-0 |
| Nov. 2 | at Nebraska | L | 6-12 |
| Nov. 9 | at Oklahoma | W | 7-0 |
| Nov. 16 | WASHINGTON (MO.) | W | 13-0 |
| Nov. 23 | MISSOURI (HC) | L | 0-7 |

1930 (6-2, 4-1) Big 6 Finish: 1st

Captain: Charles Smoot

| | | | |
|---------|---------------------|---|------|
| Oct. 4 | *at Creighton (Nt.) | W | 26-0 |
| Oct. 10 | at Haskell (Nt.) | W | 33-7 |
| Oct. 18 | at Kansas State | W | 14-0 |
| Oct. 25 | IOWA STATE | W | 20-6 |
| Nov. 1 | at Pennsylvania | L | 6-21 |
| Nov. 8 | NEBRASKA (HC) | L | 0-16 |
| Nov. 15 | OKLAHOMA | W | 13-0 |
| Nov. 22 | at Missouri | W | 22-0 |

*First night game in school history

1931 (5-5, 1-3) Big 6 Finish: 4th

Captain: Otto Rost

| | | | |
|----------|---------------------|---|------|
| Sept. 26 | COLORADO STATE | W | 27-6 |
| Oct. 2 | *HASKELL (Nt.) | L | 0-6 |
| Oct. 10 | JAMES MILLIKEN | W | 30-0 |
| Oct. 17 | KANSAS STATE | L | 0-13 |
| Oct. 24 | at Nebraska | L | 0-6 |
| Oct. 31 | OKLAHOMA STATE | L | 7-13 |
| Nov. 7 | at Oklahoma | L | 0-10 |
| Nov. 14 | at Washington (Mo.) | W | 28-0 |
| Nov. 21 | MISSOURI(HC) | W | 14-0 |
| Dec. 5 | at Washburn | W | 6-0 |

*First night game at Memorial Stadium

1932 (5-3, 3-2) Big 6 Finish: T-2nd

Coaches: Bill Hargiss, *Ad Lindsey

Captain: Elmer Schaaake

| | | | |
|----------|----------------------|---|-------|
| Sept. 30 | at Denver (Nt.) | W | 13-12 |
| Oct. 8 | OKLAHOMA | L | 6-21 |
| Oct. 15 | at Iowa State | W | 26-0 |
| Oct. 22 | NEBRASKA (HC) | L | 6-20 |
| Oct. 28 | at Saint Louis (Nt.) | W | 6-0 |
| Nov. 5 | NOTRE DAME | L | 6-24 |
| Nov. 12 | at Missouri | W | 7-0 |
| Nov. 19 | at Kansas State | W | 19-0 |

*Lindsey became head coach with Iowa State game.

Ad Lindsey

6 Seasons, 1932-38
(23-30-8, .443)



1933 (5-4-1, 2-3)

Big 6 Finish: 4th

Captain: Ormand Beach

| | | | |
|----------|--------------------|---|------|
| Sept. 23 | WARRENSBURG | W | 34-0 |
| Sept. 30 | at Creighton (Nt.) | W | 14-0 |
| Oct. 7 | at Notre Dame | T | 0-0 |
| Oct. 21 | at Tulsa | L | 0-7 |

| | | | |
|---------|----------------------|---|------|
| Oct. 28 | KANSAS STATE | L | 0-6 |
| Nov. 4 | at Oklahoma | L | 0-20 |
| Nov. 11 | at Nebraska | L | 0-12 |
| Nov. 18 | IOWA STATE | W | 20-6 |
| Nov. 30 | MISSOURI (HC) | W | 27-0 |
| Dec. 2 | at George Washington | W | 7-0 |

1934 (3-4-3, 1-2-2) Big 6 Finish: 4th

Captain: Ole Nesmith

| | | | |
|----------|---------------------|---|-------|
| Sept. 29 | COLORADO | T | 0-0 |
| Oct. 6 | at Tulsa | L | 0-7 |
| Oct. 13 | ST. BENEDICT'S | W | 34-12 |
| Oct. 20 | at Kansas State | L | 0-13 |
| Oct. 27 | OKLAHOMA | T | 7-7 |
| Nov. 3 | at Iowa State | T | 0-0 |
| Nov. 10 | at Washington (Mo.) | W | 13-0 |
| Nov. 17 | NEBRASKA | L | 0-3 |
| Nov. 24 | MICHIGAN STATE | L | 0-6 |
| Nov. 29 | at Missouri | W | 20-0 |

1935 (4-4-1, 2-2-1) Big 6 Finish: 3rd

Captain: John Peterson

| | | | |
|----------|-------------------|---|-------|
| Sept. 28 | at Notre Dame | L | 7-28 |
| Oct. 5 | ST. BENEDICT'S | W | 42-0 |
| Oct. 12 | at Michigan State | L | 0-42 |
| Oct. 26 | KANSAS STATE | W | 9-2 |
| Nov. 2 | at Oklahoma | W | 7-0 |
| Nov. 9 | at Nebraska | L | 13-19 |
| Nov. 16 | at Colorado | W | 12-6 |
| Nov. 23 | IOWA STATE | L | 12-21 |
| Nov. 28 | MISSOURI (HC) | T | 0-0 |

1936 (1-6-1, 0-5) Big 6 Finish: 6th

Captain: Wade Green

| | | | |
|---------|-------------------|---|------|
| Oct. 3 | WASHBURN | W | 19-6 |
| Oct. 10 | at Iowa State | L | 7-21 |
| Oct. 17 | OKLAHOMA | L | 0-14 |
| Oct. 24 | at Kansas State | L | 6-26 |
| Oct. 31 | ARIZONA | T | 0-0 |
| Nov. 7 | NEBRASKA (8) (HC) | L | 0-26 |
| Nov. 14 | MICHIGAN STATE | L | 0-41 |
| Nov. 26 | at Missouri | L | 3-19 |

1937 (3-4-2, 2-1-2) Big 6 Finish: 3rd

Captain: George Stapleton

| | | | |
|---------|-------------------|---|-------|
| Oct. 1 | at Washburn (Nt.) | W | 25-2 |
| Oct. 9 | at Wichita | L | 7-18 |
| Oct. 16 | IOWA STATE | W | 14-6 |
| Oct. 23 | at Oklahoma | W | 6-3 |
| Oct. 30 | at Michigan State | L | 0-16 |
| Nov. 6 | at Nebraska (6) | T | 13-13 |
| Nov. 13 | KANSAS STATE | L | 0-7 |
| Nov. 20 | at Arizona | L | 7-9 |
| Nov. 25 | MISSOURI (HC) | T | 0-0 |

1938 (3-6, 1-4) Big 6 Finish: 6th

Captain: Dave Shirk

| | | | |
|----------|----------------------|---|-------|
| Sept. 24 | TEXAS | W | 19-18 |
| Oct. 1 | at Notre Dame | L | 0-52 |
| Oct. 8 | WASHBURN | W | 58-14 |
| Oct. 15 | OKLAHOMA | L | 0-19 |
| Oct. 22 | at Iowa State | L | 7-21 |
| Oct. 29 | at Kansas State | W | 27-7 |
| Nov. 5 | NEBRASKA (HC) | L | 7-16 |
| Nov. 12 | at George Washington | L | 7-9 |
| Nov. 25 | at Missouri | L | 7-13 |

Gwinn Henry

4 Seasons, 1939-42
(9-27, .252)



1939 (2-6, 1-4)

Big 6 Finish: T-4th

Captain: Milt Sullivan

| | | | |
|----------|--------------------|---|------|
| Sept. 29 | at Drake (Nt.) | L | 6-12 |
| Oct. 7 | IOWA STATE | W | 14-0 |
| Oct. 14 | at Colorado State | W | 7-0 |
| Oct. 21 | at Oklahoma (3) | L | 7-27 |
| Nov. 3 | KANSAS STATE | L | 6-27 |
| Nov. 11 | at Nebraska | L | 0-7 |
| Nov. 18 | GEORGE WASHINGTON | L | 7-14 |
| Nov. 25 | MISSOURI (10) (HC) | L | 0-20 |

1940 (2-7, 0-5) Big 6 Finish: 6th

Captain: Don Pierce

| | | | |
|---------|----------------------|---|-------|
| Oct. 5 | at Iowa State | L | 0-7 |
| Oct. 12 | DRAKE | W | 20-6 |
| Oct. 19 | NEBRASKA | L | 2-53 |
| Oct. 26 | at Kansas State | L | 0-20 |
| Nov. 1 | at Villanova (Nt.) | L | 7-33 |
| Nov. 9 | OKLAHOMA (HC) | L | 0-13 |
| Nov. 16 | at George Washington | L | 0-6 |
| Nov. 21 | at Missouri | L | 20-45 |
| Nov. 28 | COLORADO STATE | W | 26-0 |

1941 (3-6, 2-3) Big 6 Finish: 4th

Captain: Hub Ulrich

| | | | |
|----------|--------------------|---|-------|
| Sept. 26 | at Temple (Nt.) | L | 9-31 |
| Oct. 4 | WASHINGTON (MO) | W | 19-6 |
| Oct. 11 | at Nebraska | L | 0-32 |
| Oct. 18 | at Marquette (Nt.) | L | 7-33 |
| Oct. 25 | IOWA STATE | W | 13-0 |
| Nov. 1 | at Oklahoma | L | 0-38 |
| Nov. 8 | at West Virginia | L | 0-21 |
| Nov. 15 | KANSAS STATE | W | 20-16 |
| Nov. 22 | MISSOURI (18) (HC) | L | 6-45 |

1942 (2-8, 1-4) Big 6 Finish: T-5th

Captain: None elected

| | | | |
|----------|----------------------|---|-------|
| Sept. 19 | IOWA NAVY PRE-FLIGHT | L | 0-61 |
| Sept. 26 | MARQUETTE | L | 0-14 |
| Oct. 2 | at Denver (Nt.) | L | 0-17 |
| Oct. 10 | at TCU | L | 6-41 |
| Oct. 17 | OKLAHOMA | L | 0-25 |
| Oct. 24 | at Kansas State | W | 19-7 |
| Oct. 31 | NEBRASKA (HC) | L | 7-14 |
| Nov. 7 | WASHINGTON (MO) | W | 19-7 |
| Nov. 14 | at Iowa State | L | 13-20 |
| Nov. 26 | at Missouri | L | 13-42 |

Henry Shenk

3 Seasons, 1943-45
(11-16-3, .417)



1943 (4-5-1, 2-3)

Big 6 Finish: T-4th

Captain: George Dick

| | | | |
|----------|-------------------|---|------|
| Sept. 24 | at Washburn (Nt.) | T | 0-0 |
| Oct. 1 | at Denver (Nt.) | L | 6-19 |
| Oct. 9 | IOWA STATE | L | 6-13 |



YEAR BY YEAR RESULTS

| | | | |
|---------|---------------|---|-------|
| Oct. 16 | WASHBURN | W | 13-0 |
| Oct. 23 | at Nebraska | L | 6-7 |
| Oct. 30 | KANSAS STATE | W | 25-2 |
| Nov. 6 | at Oklahoma | L | 13-26 |
| Nov. 13 | WARRNSBURGH | W | 13-12 |
| Nov. 20 | MISSOURI (HC) | W | 7-6 |
| Nov. 25 | at Ft. Riley | L | 7-22 |

1944 (3-6-1, 1-4) Big 6 Finish: T-5th

Captain: Warren Riegler

| | | | |
|----------|-----------------|---|-------|
| Sept. 15 | WASHBURN (Nt.) | W | 47-0 |
| Sept. 23 | at TCU (Nt.) | L | 0-7 |
| Sept. 29 | at Denver (Nt.) | T | 14-14 |
| Oct. 7 | at Tulsa (Nt.) | L | 0-27 |
| Oct. 14 | at Iowa State | L | 0-25 |
| Oct. 21 | NEBRASKA (HC) | W | 20-0 |
| Nov. 4 | OLATHE NAVY | W | 33-14 |
| Nov. 11 | at Kansas State | L | 14-18 |
| Nov. 18 | OKLAHOMA | L | 0-20 |
| Nov. 23 | MISSOURI | L | 0-28 |

1945 (4-5-1, 1-3-1) Big 6 Finish: 5th

Captain: Dave Schmidt

| | | | |
|-----------------------|-------------------|---|-------|
| Sept. 22 | vs. TCU (Nt.) | L | 0-18 |
| (at Kansas City, Mo.) | | | |
| Sept. 28 | at Denver (Nt.) | W | 20-19 |
| Oct. 6 | *IOWA STATE | T | 13-13 |
| Oct. 12 | WASHBURN (Nt.) | W | 34-0 |
| Oct. 20 | at Oklahoma | L | 7-39 |
| Oct. 27 | at Wichita | W | 13-0 |
| Nov. 3 | at Nebraska | L | 13-27 |
| Nov. 10 | at Marquette | L | 0-26 |
| Nov. 17 | KANSAS STATE (HC) | W | 27-0 |
| Nov. 24 | MISSOURI (16) | L | 12-33 |

*100th game in Memorial Stadium

George Sauer

2 Seasons, 1946-47
(15-3-3, .786)



1946 (7-2-1, 4-1)

Big 6 Finish: T-1st
Captain: Ray Evans

| | | | |
|----------|---------------------|---|-------|
| Sept. 21 | TCU (Nt.) (at K.C.) | T | 0-0 |
| Sept. 27 | at Denver (Nt.) | W | 21-13 |
| Oct. 5 | WICHITA | W | 14-7 |
| Oct. 12 | at Iowa State | W | 24-8 |
| Oct. 19 | NEBRASKA (HC) | L | 14-16 |
| Oct. 26 | at Tulsa | L | 0-56 |
| Nov. 2 | OKLAHOMA STATE | W | 14-13 |
| Nov. 9 | OKLAHOMA (16) | W | 16-13 |
| Nov. 16 | at Kansas State | W | 34-0 |
| Nov. 28 | at Missouri | W | 20-19 |

1947 (8-1-2, 4-0-1) Big 6 Finish: T-1st

Captains: Otto Schnellbacher, Don Fambrough
Final Ranking: 12th (AP)

| | | | |
|-----------------------|--------------------|---|-------|
| Sept. 20 | vs. TCU (Nt.) | T | 0-0 |
| (at Kansas City, Mo.) | | | |
| Sept. 26 | at Denver (Nt.) | W | 9-0 |
| Oct. 4 | IOWA STATE | W | 27-7 |
| Oct. 11 | SOUTH DAKOTA STATE | W | 86-6 |
| Oct. 18 | at Oklahoma | T | 13-13 |
| Nov. 1 | *KANSAS STATE | W | 55-0 |
| Nov. 8 | at Nebraska | W | 13-7 |

| | | | |
|------------------------------|-----------------------------|---|---------------|
| Nov. 15 | at Oklahoma State | W | 13-7 |
| Nov. 22 | (17) MISSOURI (HC) | W | 20-14 |
| Nov. 29 | (13) at Arizona (Nt.) | W | 54-28 |
| Jan. 1 | #(13) vs. Georgia Tech (10) | L | 14-20 59, 578 |
| (Orange Bowl at Miami, Fla.) | | | |

*Largest conference victory in school history;

#First bowl game

Big Seven Conference (1948-56)

J.V. Sikes

6 Seasons, 1948-53
(35-25, .583)



1948 (7-3, 4-2)

Big 7 Finish: 3rd
Captains: Hugh Johnson, Frank Pattee

| | | | | |
|----------|----------------------------|---|-------|--------|
| Sept. 18 | TCU | L | 13-14 | 26,000 |
| Sept. 24 | at Denver (Nt.) | W | 40-0 | 25,070 |
| Oct. 2 | #COLORADO | W | 40-7 | 21,000 |
| Oct. 9 | *at Iowa State | W | 20-7 | 11,959 |
| Oct. 15 | at George Washington (Nt.) | W | 12-0 | 13,814 |
| Oct. 23 | NEBRASKA(HC) | W | 27-7 | 36,500 |
| Oct. 30 | OKLAHOMA STATE | W | 13-7 | 23,957 |
| Nov. 13 | at Kansas State | W | 20-14 | 18,000 |
| Nov. 20 | OKLAHOMA (8) | L | 7-60 | 39,000 |
| Nov. 25 | at Missouri | L | 7-21 | 32,000 |

#First Big 7 Conference game

*500th game in school history

1949 (5-5, 2-4) Big 7 Finish: 5th

Captains: Forrest Griffith, Dick Tomlinson

| | | | | |
|----------|-------------------|---|-------|--------|
| Sept. 17 | TCU | L | 0-28 | 32,000 |
| Sept. 24 | at Colorado | L | 12-13 | 22,095 |
| Oct. 1 | IOWA STATE | L | 6-19 | 20,000 |
| Oct. 8 | GEORGE WASHINGTON | W | 21-14 | 18,000 |
| Oct. 15 | at Oklahoma | L | 26-48 | 37,000 |
| Oct. 22 | at Oklahoma State | W | 55-14 | 26,000 |
| Oct. 29 | KANSAS STATE | W | 38-0 | 33,500 |
| Nov. 5 | at Nebraska | W | 27-13 | 36,500 |
| Nov. 19 | MISSOURI(HC) | L | 28-34 | 40,500 |
| Nov. 26 | at Arizona (Nt.) | W | 46-0 | 14,105 |

1950 (6-4, 3-3) Big 7 Finish: 4th

Captains: John Amberg, Mike McCormack

| | | | | |
|----------|-------------------|---|-------|--------|
| Sept. 23 | TCU | L | 7-14 | 32,000 |
| Sept. 29 | at Denver (Nt.) | W | 16-6 | 14,218 |
| Oct. 7 | COLORADO | W | 27-21 | 24,000 |
| Oct. 14 | at Iowa State | W | 33-21 | 17,392 |
| Oct. 21 | OKLAHOMA STATE | W | 40-7 | 22,500 |
| Oct. 28 | NEBRASKA (HC) | L | 26-33 | 39,000 |
| Nov. 4 | at Utah | W | 39-26 | 13,000 |
| Nov. 11 | (19) OKLAHOMA (3) | L | 13-33 | 39,000 |
| Nov. 18 | at Kansas State | W | 47-7 | 18,000 |
| Nov. 23 | at Missouri | L | 6-20 | 18,000 |

1951 (8-2, 4-2) Big 7 Finish: 3rd

Captains: Bill Schaake, Aubrey Linville
Final Ranking: 20th (UPI)

| | | | | |
|----------|------------------|---|-------|--------|
| Sept. 22 | at TCU (Nt.) | W | 27-13 | 28,000 |
| Sept. 29 | IOWA STATE | W | 53-33 | 25,000 |
| Oct. 6 | (20) at Colorado | L | 27-35 | 29,367 |
| Oct. 13 | UTAH | W | 26-7 | 20,000 |
| Oct. 20 | at Oklahoma | L | 21-33 | 50,000 |

| | | | | |
|---------|-------------------|---|-------|--------|
| Oct. 27 | KANSAS STATE | W | 33-14 | 20,000 |
| Nov. 3 | at Nebraska | W | 27-7 | 34,000 |
| Nov. 10 | LOYOLA (CALIF.) | W | 34-26 | 18,000 |
| Nov. 17 | at Oklahoma State | W | 27-12 | 17,000 |
| Dec. 1 | MISSOURI (HC) | W | 41-28 | 35,000 |

1952 (7-3, 3-3) Big 7 Finish: 5th

Captains: Charlie Hoag, Oliver Spencer

| | | | | |
|----------|---------------------|---|-------|--------|
| Sept. 20 | *(17) TCU | W | 13-0 | 25,000 |
| Sept. 27 | (17) SANTA CLARA | W | 21-9 | 22,000 |
| Oct. 4 | (9) COLORADO | W | 21-12 | --- |
| Oct. 11 | (9) at Iowa State | W | 43-0 | 10,101 |
| Oct. 18 | (8) OKLAHOMA (6) | L | 20-42 | 40,000 |
| Oct. 25 | (15) at SMU | W | 26-0 | 33,000 |
| Nov. 1 | (9) at Kansas State | W | 26-6 | 16,500 |
| Nov. 8 | (7) NEBRASKA (HC) | L | 13-14 | 33,500 |
| Nov. 15 | (19) OKLAHOMA STATE | W | 12-7 | 20,000 |
| Nov. 22 | (18) at Missouri | L | 19-20 | 26,000 |

*First nationally televised game (NBC)

1953 (2-8, 2-4) Big 7 Finish: T-4th

Captains: Morris Kay, Bob Hantla

| | | | | |
|----------|-------------------|---|-------|--------|
| Sept. 19 | at TCU (Nt.) | L | 0-13 | 26,000 |
| Sept. 25 | at UCLA (4) (Nt.) | L | 7-19 | 43,000 |
| Oct. 3 | IOWA STATE | W | 23-0 | 20,000 |
| Oct. 10 | at Colorado | W | 27-21 | 24,300 |
| Oct. 17 | at Oklahoma | L | 0-45 | 42,500 |
| Oct. 24 | SMU | L | 6-14 | 29,000 |
| Oct. 31 | at Nebraska | L | 0-9 | 33,000 |
| Nov. 7 | KANSAS STATE | L | 0-7 | 25,000 |
| Nov. 14 | OKLAHOMA STATE | L | 14-41 | 17,000 |
| Nov. 21 | MISSOURI (HC) | L | 6-10 | 34,000 |

Chuck Mather

4 Seasons, 1954-57
(11-26-3, .313)



1954 (0-10, 0-6)

Big 7 Finish: 7th
Captain: Bud Bixler

| | | | | |
|----------|-------------------|---|-------|--------|
| Sept. 18 | TCU | L | 6-27 | --- |
| Sept. 25 | UCLA (8) | L | 7-32 | 22,000 |
| Oct. 2 | COLORADO | L | 0-27 | 24,000 |
| Oct. 9 | at Iowa State | L | 6-33 | 10,000 |
| Oct. 16 | OKLAHOMA (1) | L | 0-65 | 29,000 |
| Oct. 23 | at SMU | L | 18-36 | 20,000 |
| Oct. 30 | at Kansas State | L | 6-28 | 21,000 |
| Nov. 6 | NEBRASKA (20) | L | 20-41 | 10,000 |
| Nov. 13 | at Oklahoma State | L | 12-47 | 10,000 |
| Nov. 20 | MISSOURI (HC) | L | 18-41 | 29,000 |

1955 (3-6-1, 1-4-1) Big 7 Finish: T-5th

Captains: Ralph Moody, Dick Reich

| | | | | |
|----------|------------------|---|-------|--------|
| Sept. 17 | at TCU (Nt.) | L | 14-47 | 25,000 |
| Sept. 24 | WASHINGTON STATE | W | 13-0 | 19,000 |
| Oct. 1 | at Colorado | L | 0-12 | 22,500 |
| Oct. 8 | IOWA STATE | T | 7-7 | 20,000 |
| Oct. 15 | at Oklahoma (3) | L | 6-44 | 43,000 |
| Oct. 22 | SMU | L | 14-33 | 20,000 |
| Oct. 29 | at Nebraska | L | 14-19 | 31,000 |
| Nov. 5 | KANSAS STATE | L | 0-46 | 26,000 |
| Nov. 12 | OKLAHOMA STATE | W | 12-7 | 12,000 |
| Nov. 19 | MISSOURI (HC) | W | 13-7 | 30,000 |



YEAR BY YEAR RESULTS

1956 (3-6-1, 2-4) Big 7 Finish: T-5th

Captain: Galen Wahlmeier

| | | | | |
|----------|--------------------|---|-------|--------|
| Sept. 22 | TCU | L | 0-32 | 28,000 |
| Sept. 29 | COLLEGE OF PACIFIC | T | 27-27 | 17,000 |
| Oct. 6 | COLORADO | L | 25-26 | 20,000 |
| Oct. 13 | at Iowa State | W | 25-14 | 10,000 |
| Oct. 20 | OKLAHOMA (1) | L | 12-34 | 31,000 |
| Oct. 26 | at Oklahoma State | W | 21-13 | 14,000 |
| Nov. 3 | at Kansas State | W | 20-15 | 19,000 |
| Nov. 10 | NEBRASKA (HC) | L | 20-26 | 28,000 |
| Nov. 17 | at UCLA | L | 0-13 | 21,913 |
| Dec. 1 | at Missouri | L | 13-15 | 28,002 |

Big Eight Conference 1957-95

1957 (5-4-1, 4-2) Big Eight Finish: 2nd

Captains: Lynn McCarthy, Wally Strauch, Bob Kraus

| | | | | |
|----------|-----------------------|---|-------|--------|
| Sept. 21 | at TCU (Nt.) | T | 13-13 | |
| Sept. 28 | OREGON STATE (9) | L | 6-34 | 28,000 |
| Oct. 5 | at Colorado | W | 35-34 | 34,000 |
| Oct. 12 | IOWA STATE | L | 6-21 | 21,000 |
| Oct. 19 | at Oklahoma (2) | L | 0-47 | 50,000 |
| Oct. 25 | at Miami (Fla.) (Nt.) | L | 6-48 | 33,280 |
| Nov. 2 | at Nebraska | W | 14-12 | 30,000 |
| Nov. 9 | KANSAS STATE | W | 13-7 | 26,000 |
| Nov. 16 | OKLAHOMA STATE | W | 13-7 | 12,000 |
| Nov. 23 | MISSOURI (HC) | W | 9-7 | 32,500 |

Jack Mitchell

9 Seasons, 1958-66
(44-42-5, .511)



1958 (4-5-1, 3-2-1)

Big Eight Finish: 4th

Captains: Homer Floyd, Bob Marshall

| | | | | |
|----------|--|---|-------|--------|
| Sept. 20 | TCU (8) | L | 0-42 | 20,000 |
| Sept. 27 | vs Oregon St. (Nt.) (at Portland, Ore.) | L | 0-12 | 28,115 |
| Oct. 4 | COLORADO | L | 0-31 | 22,000 |
| Oct. 11 | at Iowa State | W | 7-0 | 17,082 |
| Oct. 18 | OKLAHOMA (11) | L | 0-43 | 30,000 |
| Oct. 25 | TULANE | W | 14-9 | 17,000 |
| Nov. 1 | at Kansas State | W | 19-12 | 19,000 |
| Nov. 8 | NEBRASKA (HC) | W | 29-7 | 23,000 |
| Nov. 15 | at Oklahoma State | L | 3-6 | 15,000 |
| Nov. 22 | at Missouri | T | 13-13 | 32,000 |

1959 (5-5, 3-3) Big Eight Finish: T-3rd

Captains: John Peppercorn, Ken Fitch

| | | | | |
|----------|------------------|---|-------|--------|
| Sept. 19 | at TCU (7) (Nt.) | L | 7-14 | 25,000 |
| Sept. 26 | at Syracuse | L | 21-35 | 25,000 |
| Oct. 3 | BOSTON | W | 28-7 | 20,000 |
| Oct. 10 | at Nebraska | W | 10-3 | 30,000 |
| Oct. 17 | KANSAS STATE | W | 33-14 | 27,000 |
| Oct. 24 | at Oklahoma (18) | L | 6-7 | |
| Oct. 31 | IOWA STATE | W | 7-0 | 25,000 |
| Nov. 7 | at Colorado | L | 14-27 | 26,000 |
| Nov. 14 | OKLAHOMA STATE | W | 28-14 | 15,000 |
| Nov. 21 | MISSOURI (HC) | L | 9-13 | 40,000 |

*1960 (7-2-1, 4-2-1) Big Eight Finish: T-3rd

Captain: Doyle Schick

Final Ranking: 11th (AP), T-9th (UPI)

| | | | | |
|----------|------------------------|---|-------|--------|
| Sept. 17 | TCU | W | 21-7 | 32,000 |
| Sept. 24 | (7) at Kansas State | W | 41-0 | 18,000 |
| Oct. 1 | (5) SYRACUSE (2) | L | 7-14 | 40,000 |
| Oct. 8 | (10) at Iowa State | W | 28-14 | 16,277 |
| Oct. 15 | (9) OKLAHOMA | T | 13-13 | 40,000 |
| Oct. 22 | (15) at Oklahoma State | W | 14-7 | 30,000 |
| Oct. 29 | (19) at Iowa (1) | L | 7-21 | 47,000 |
| Nov. 5 | (10) NEBRASKA | W | 31-0 | 28,000 |
| Nov. 12 | (10) COLORADO (HC) | W | 34-6 | 33,000 |
| Nov. 19 | (11) at Missouri (1) | W | 23-7 | 43,000 |

*Ordered to forfeit victories over Colorado and Missouri because of ineligible player; actual record is 5-4-1.

1961 (7-3-1, 5-2) Big Eight Finish: 3rd

Captains: Curtis McClinton, John Hadl, Stan Kirschman

Final Ranking: 15th (UPI)

| | | | | |
|----------|--|---|-------|--------|
| Sept. 23 | (8) at TCU (Nt.) | L | 16-17 | 27,000 |
| Sept. 30 | WYOMING | T | 6-6 | 33,000 |
| Oct. 7 | at Colorado | L | 19-20 | 42,700 |
| Oct. 14 | IOWA STATE | W | 21-7 | 33,500 |
| Oct. 21 | at Oklahoma | W | 10-0 | 57,000 |
| Oct. 28 | OKLAHOMA STATE | W | 42-8 | 25,000 |
| Nov. 4 | at Nebraska | W | 28-6 | 33,000 |
| Nov. 11 | KANSAS STATE (HC) | W | 34-0 | 34,000 |
| Nov. 18 | at California | W | 53-7 | 30,000 |
| Nov. 25 | (10) MISSOURI | L | 7-10 | 40,500 |
| Dec. 17 | *vs. Rice (Bluebonnet Bowl at Houston, Texas) | W | 33-7 | 52,000 |

*First bowl victory

1962 (6-3-1, 4-2-1) Big Eight Finish: 4th

Captains: Rodger McFarland, Ken Tiger

| | | | | |
|----------|-------------------|---|-------|--------|
| Sept. 22 | TCU | L | 3-6 | 35,000 |
| Sept. 29 | at Boston (Nt.) | W | 14-0 | 11,000 |
| Oct. 6 | COLORADO | W | 35-8 | 32,000 |
| Oct. 13 | at Iowa State | W | 29-8 | 22,000 |
| Oct. 20 | OKLAHOMA | L | 7-13 | 38,000 |
| Oct. 27 | at Oklahoma State | W | 36-17 | 18,000 |
| Nov. 3 | at Kansas State | W | 38-0 | 16,000 |
| Nov. 10 | NEBRASKA (HC) | L | 16-40 | 38,000 |
| Nov. 17 | CALIFORNIA | W | 33-21 | 32,000 |
| Nov. 24 | at Missouri | T | 3-3 | 46,000 |

1963 (5-5, 3-4) Big Eight Finish: T-4th

Captains: Ken Coleman, Pete Quatrochi

| | | | | |
|----------|-------------------|---|-------|--------|
| Sept. 21 | at TCU (Nt.) | L | 6-10 | 26,000 |
| Sept. 28 | SYRACUSE | W | 10-0 | 35,000 |
| Oct. 5 | at Wyoming | W | 25-21 | 18,121 |
| Oct. 12 | IOWA STATE | L | 14-17 | 34,000 |
| Oct. 19 | at Oklahoma (6) | L | 18-21 | 61,826 |
| Oct. 26 | OKLAHOMA STATE | W | 41-7 | 35,000 |
| Nov. 2 | KANSAS STATE (HC) | W | 34-0 | 30,000 |
| Nov. 9 | #at Nebraska | L | 9-23 | 39,844 |
| Nov. 16 | at Colorado | W | 43-14 | 21,000 |
| Nov. 30 | MISSOURI | L | 7-9 | 45,000 |

Memorial Stadium capacity increased to 44,900;
#Gale Sayers sets NCAA record with 99-yard run

1964 (6-4, 5-2) Big Eight Finish: 3rd

Captains: Gary Duff, Gale Sayers

| | | | | |
|----------|-------------------|---|-------|--------|
| Sept. 19 | TCU | W | 7-3 | 38,000 |
| Sept. 26 | at Syracuse | L | 6-38 | 38,000 |
| Oct. 3 | WYOMING | L | 14-17 | 38,000 |
| Oct. 10 | at Iowa State | W | 42-6 | 20,000 |
| Oct. 17 | OKLAHOMA | W | 15-14 | 44,000 |
| Oct. 24 | at Oklahoma State | W | 14-13 | 36,500 |
| Oct. 31 | at Kansas State | W | 7-0 | 21,300 |

| | | | | |
|---------|-------------------|---|-------|--------|
| Nov. 7 | NEBRASKA (6) (HC) | L | 7-14 | 45,000 |
| Nov. 14 | COLORADO | W | 10-7 | 37,000 |
| Nov. 21 | at Missouri | L | 14-34 | 50,000 |

1965 (2-8, 2-5) Big Eight Finish: 7th

Captains: Greg Roth, Mike Shinn

| | | | | |
|----------|----------------|---|-------|--------|
| Sept. 18 | at Texas Tech | L | 7-26 | 35,300 |
| Sept. 25 | AREIZONA | L | 15-23 | 35,000 |
| Oct. 2 | at California | L | 0-17 | 32,000 |
| Oct. 9 | IOWA STATE | L | 7-21 | 38,500 |
| Oct. 16 | at Oklahoma | L | 7-21 | 45,000 |
| Oct. 23 | OKLAHOMA STATE | W | 9-0 | 34,000 |
| Oct. 30 | #KANSAS STATE | W | 34-0 | 36,900 |
| Nov. 6 | at Nebraska | L | 6-42 | 53,910 |
| Nov. 13 | at Colorado | L | 14-21 | 21,200 |
| Nov. 20 | MISSOURI | L | 20-44 | 44,000 |

Memorial Stadium capacity increased to 51,000;
#200th game in Memorial Stadium

1966 (2-7-1, 0-6-1) Big Eight Finish: 8th

Captains: Jerry Barnett, Bill Wohlford

| | | | | |
|----------|-------------------|---|-------|--------|
| Sept. 17 | TEXAS TECH | L | 7-23 | 28,165 |
| Sept. 24 | at Arizona (Nt.) | W | 35-13 | 33,147 |
| Oct. 1 | at Minnesota | W | 16-14 | 43,147 |
| Oct. 8 | at Iowa State | L | 7-24 | 23,015 |
| Oct. 15 | OKLAHOMA | L | 0-35 | 37,252 |
| Oct. 22 | at Oklahoma State | L | 7-10 | 22,148 |
| Oct. 29 | at Kansas State | T | 3-3 | 17,985 |
| Nov. 5 | NEBRASKA (6) (HC) | L | 13-24 | 40,881 |
| Nov. 12 | COLORADO (16) | L | 18-35 | 36,158 |
| Nov. 19 | at Missouri | L | 0-7 | 52,279 |

Pepper Rogers

4 Seasons, 1967-70
(20-22, .476)



1967 (5-5, 5-2)

Big Eight Finish: T-2nd

Captain: Mike Sweatman

| | | | | |
|----------|-------------------|---|-------|--------|
| Sept. 23 | at Stanford | L | 20-21 | 21,824 |
| Sept. 30 | at Indiana | L | 15-18 | 31,804 |
| Oct. 7 | OHIO | L | 15-30 | 31,124 |
| Oct. 14 | NEBRASKA (8) | W | 10-0 | 36,896 |
| Oct. 21 | at Oklahoma State | W | 26-15 | 32,619 |
| Oct. 28 | IOWA STATE | W | 28-14 | 36,131 |
| Nov. 4 | KANSAS STATE (HC) | W | 17-16 | 42,435 |
| Nov. 11 | at Colorado | L | 8-12 | 38,581 |
| Nov. 18 | at Oklahoma (7) | L | 10-14 | 57,649 |
| Nov. 25 | MISSOURI | W | 17-6 | 42,956 |

1968 (9-2, 6-1) Big Eight Finish: T-1st

Captain: John Zook

Final Ranking: 7th (AP), 6th (UPI)

| | | | | |
|----------|--|---|-------|--------|
| Sept. 21 | (12) at Illinois | W | 47-7 | 46,359 |
| Sept. 28 | (12) INDIANA | W | 38-20 | 38,470 |
| Oct. 5 | (8) NEW MEXICO | W | 68-7 | 41,630 |
| Oct. 12 | (6) at Nebraska (9) | W | 23-13 | 67,119 |
| Oct. 19 | (4) OKLAHOMA STATE | W | 49-19 | 35,621 |
| Oct. 26 | (3) at Iowa State | W | 46-25 | 26,256 |
| Nov. 2 | (3) COLORADO (HC) | W | 27-14 | 43,442 |
| Nov. 9 | (3) OKLAHOMA | L | 23-27 | 50,658 |
| Nov. 16 | (7) at Kansas State | W | 38-29 | 35,937 |
| Nov. 23 | (7) MISSOURI (13) | W | 21-19 | 61,013 |
| Jan. 1 | (6) vs. Penn State (3) (Nt.) (Orange Bowl at Miami, Fla.) | L | 14-15 | 77,719 |



YEAR BY YEAR RESULTS

1969 (1-9, 0-7) Big Eight Finish: 8th

Captain: Emery Hicks

| | | | | |
|----------|---------------------|---|-------|--------|
| Sept. 20 | at Texas Tech (Nt.) | L | 22-28 | 43,201 |
| Sept. 27 | SYRACUSE | W | 13-0 | 42,230 |
| Oct. 4 | at New Mexico (Nt.) | L | 7-16 | 13,338 |
| Oct. 11 | KANSAS STATE | L | 22-26 | 48,285 |
| Oct. 18 | at Nebraska | L | 17-21 | 63,223 |
| Oct. 25 | at Iowa State | L | 20-44 | 25,806 |
| Nov. 1 | OKLAHOMA STATE | L | 25-28 | 33,927 |
| Nov. 8 | COLORADO (HC) | L | 14-17 | 37,893 |
| Nov. 15 | at Oklahoma | L | 15-31 | 54,752 |
| Nov. 22 | MISSOURI (7) | L | 21-69 | 48,474 |

1970 (5-6, 2-5) Big Eight Finish: 6th

Captain: Larry Brown

| | | | | |
|----------|-------------------|---|-------|--------|
| Sept. 12 | *WASHINGTON STATE | W | 48-31 | 31,971 |
| Sept. 19 | TEXAS TECH | L | 0-23 | 36,355 |
| Sept. 26 | at Syracuse | W | 31-14 | 20,643 |
| Oct. 3 | NEW MEXICO | W | 4-23 | 39,094 |
| Oct. 10 | at Kansas State | W | 21-15 | 41,070 |
| Oct. 17 | NEBRASKA (5) | L | 20-41 | 46,500 |
| Oct. 24 | IOWA STATE (HC) | W | 24-10 | 35,837 |
| Oct. 31 | at Oklahoma State | L | 7-19 | 33,488 |
| Nov. 7 | at Colorado | L | 29-45 | 38,445 |
| Nov. 14 | OKLAHOMA | L | 24-28 | 36,820 |
| Nov. 21 | at Missouri | L | 17-28 | 57,521 |

*KU's first home game on artificial turf

Don Fambrough

8 Seasons

1971-74 (19-25-1, .433)

1979-82 (17-24-4, .422)

Total (26-49-5, .428)



1971 (4-7, 2-5) Big Eight Finish: T-6th

Captains: Kenny Page, Bob Childs

| | | | | |
|----------|------------------------|---|-------|--------|
| Sept. 11 | WASHINGTON STATE | W | 34-0 | 33,195 |
| Sept. 18 | BAYLOR | W | 22-0 | 36,362 |
| Sept. 25 | at Florida State (Nt.) | L | 7-30 | 34,784 |
| Oct. 2 | at Minnesota | L | 20-38 | 29,093 |
| Oct. 9 | KANSAS STATE (HC) | W | 39-13 | 51,151 |
| Oct. 16 | at Nebraska (1) | L | 0-55 | 65,542 |
| Oct. 23 | at Iowa State | L | 24-40 | 31,459 |
| Oct. 30 | OKLAHOMA STATE | L | 10-17 | 38,813 |
| Nov. 6 | COLORADO (13) | L | 14-35 | 35,299 |
| Nov. 13 | at Oklahoma (2) | L | 10-56 | 54,347 |
| Nov. 20 | MISSOURI | W | 7-2 | 43,464 |

1972 (4-7, 3-4) Big Eight Finish: 6th

Captains: Don Perkins, Pat Ryan

| | | | | |
|----------|----------------------|---|-------|--------|
| Sept. 9 | WASHINGTON STATE | L | 17-18 | 31,370 |
| Sept. 23 | WYOMING | W | 52-14 | 40,108 |
| Sept. 30 | FLORIDA STATE (16) | L | 22-44 | 36,626 |
| Oct. 7 | at Minnesota | W | 38-34 | 31,505 |
| Oct. 14 | at Kansas State | L | 19-20 | 39,947 |
| Oct. 21 | NEBRASKA (5) | L | 0-56 | 50,523 |
| Oct. 28 | IOWA STATE (15) (HC) | L | 8-34 | 33,710 |
| Nov. 4 | at Oklahoma State | W | 13-10 | 31,164 |
| Nov. 11 | at Colorado (16) | L | 8-33 | 50,151 |
| Nov. 18 | OKLAHOMA (4) | L | 7-31 | 37,356 |
| Nov. 25 | at Missouri | W | 28-17 | 44,428 |

1973 (7-4-1, 4-2-1) Big Eight Finish: T-2nd

Captains: Don Goode, John Bryant

Final Ranking: 18th (AP), T-15th (UPI)

| | | | | |
|----------|--------------------------------|---|-------|--------|
| Sept. 15 | WASHINGTON STATE | W | 29-8 | 39,687 |
| Sept. 22 | at Florida State | W | 28-0 | 19,934 |
| Sept. 29 | MINNESOTA | W | 34-19 | 30,205 |
| Oct. 6 | at Tennessee (9) | L | 27-28 | 42,842 |
| Oct. 13 | (19) KANSAS STATE (HC) | W | 25-18 | 51,574 |
| Oct. 20 | (18) at Nebraska (11) | L | 9-10 | 76,322 |
| Oct. 27 | (17) at Iowa State | W | 22-20 | 33,440 |
| Nov. 3 | (18) OKLAHOMA STATE | T | 10-10 | 37,226 |
| Nov. 10 | (18) COLORADO | W | 17-15 | 31,717 |
| Nov. 17 | (20) at Oklahoma (3) | L | 20-48 | 64,122 |
| Nov. 24 | (17) MISSOURI (19) | W | 14-13 | 44,062 |
| Dec. 17 | (19) vs. N.C. State (16) (Nt.) | L | 18-31 | 50,011 |

(Liberty Bowl at Memphis, Tenn.)

1974 (4-7, 1-6) Big Eight Finish: 8th

Captains: Robert Miller, Steve Towle

| | | | | |
|----------|---------------------------|---|-------|--------|
| Sept. 14 | at Washington State (Nt.) | W | 14-7 | 30,142 |
| Sept. 21 | at Tennessee (17) (Nt.) | L | 3-17 | 72,178 |
| Sept. 28 | FLORIDA STATE | W | 40-9 | 33,664 |
| Oct. 5 | TEXAS A&M (5) | W | 28-10 | 32,953 |
| Oct. 12 | (19) at Kansas State | W | 20-13 | 44,899 |
| Oct. 19 | (13) Nebraska (12) | L | 0-56 | 50,523 |
| Oct. 26 | IOWA STATE (HC) | L | 6-22 | 31,134 |
| Nov. 2 | at Oklahoma State | L | 13-24 | 42,490 |
| Nov. 9 | at Colorado | L | 16-17 | 47,701 |
| Nov. 16 | OKLAHOMA (1) | L | 14-45 | 43,974 |
| Nov. 23 | at Missouri | L | 3-27 | 55,159 |

Bud Moore

4 Seasons, 1975-78

(17-27-1, .389)



1975 (7-5, 4-3)

Big Eight Finish: 4th

Captains: Rick Kovatch, John Morgan, Steve Taylor

| | | | | |
|----------|---------------------|---|-------|--------|
| Sept. 13 | WASHINGTON STATE | L | 14-18 | 33,378 |
| Sept. 20 | at Kentucky | W | 1410 | 56,467 |
| Sept. 27 | OREGON STATE | W | 20-0 | 38,716 |
| Oct. 4 | at Wisconsin | W | 41-7 | 74,160 |
| Oct. 11 | at Nebraska (4) | L | 0-16 | 74,426 |
| Oct. 18 | at Iowa State | W | 21-10 | 41,853 |
| Oct. 25 | OKLAHOMA STATE (HC) | L | 19-35 | 35,727 |
| Nov. 1 | KANSAS STATE | W | 28-0 | 50,538 |
| Nov. 8 | at Oklahoma (12) | W | 23-3 | 70,922 |
| Nov. 15 | (17) Colorado (10) | L | 21-24 | 30,888 |
| Nov. 22 | MISSOURI (18) | W | 42-24 | 46,851 |
| Dec. 26 | (19) vs. Pittsburgh | L | 1933 | 30,272 |

(Sun Bowl at El Paso, Texas)

1976 (6-5, 2-5) Big Eight Finish: 8th

Captains: Nolan Cromwell, Chris Golub

| | | | | |
|----------|----------------------------|---|-------|--------|
| Sept. 4 | (19) at Oregon State (Nt.) | W | 28-16 | 29,952 |
| Sept. 11 | WASHINGTON STATE | W | 35-16 | 31,121 |
| Sept. 18 | (13) KENTUCKY | W | 37-16 | 42,615 |
| Oct. 2 | (9) WISCONSIN | W | 34-24 | 39,033 |
| Oct. 9 | (8) at Oklahoma State | L | 14-21 | 33,141 |
| Oct. 16 | (15) OKLAHOMA (6) (HC) | L | 10-28 | 49,085 |
| Oct. 23 | at Kansas State | W | 24-14 | 41,459 |
| Oct. 30 | NEBRASKA (9) | L | 3-31 | 47,327 |
| Nov. 6 | IOWA STATE | L | 17-31 | 33,432 |
| Nov. 13 | at Colorado (19) | L | 17-40 | 47,668 |
| Nov. 20 | at Missouri (19) | W | 41-14 | 62,599 |

1977 (3-7-1, 2-4-1) Big Eight Finish: 6th

Captains: Ton Fitch, Tom Dinkel, John Masacarello

| | | | | |
|----------|-----------------------|---|-------|--------|
| Sept. 10 | at Texas A&M (9) | L | 14-28 | 53,585 |
| Sept. 17 | at UCLA (14) (Nt.) | L | 7-17 | 39,832 |
| Sept. 24 | WASHINGTON STATE (15) | W | 14-12 | 40,763 |
| Oct. 1 | at Oklahoma (1) | L | 9-42 | 72,331 |
| Oct. 8 | at Miami (Fla.) (Nt.) | L | 7-14 | 29,010 |
| Oct. 15 | COLORADO (3) (HC) | T | 17-17 | 34,725 |
| Oct. 22 | OKLAHOMA STATE | L | 0-21 | 38,326 |
| Oct. 29 | at Iowa State | L | 3-41 | 47,811 |
| Nov. 5 | KANSAS STATE | W | 29-21 | 47,858 |
| Nov. 12 | at Nebraska (12) | L | 7-52 | 74,565 |
| Nov. 19 | MISSOURI | W | 24-22 | 43,148 |

1978 (1-10, 0-7) Big Eight Finish: 8th

Captains: Mike Wellman, Franklin King

| | | | | |
|----------|--------------------|---|-------|--------|
| Sept. 9 | TEXAS A&M (13) | L | 10-37 | 30,698 |
| Sept. 16 | at Washington (18) | L | 2-31 | 49,450 |
| Sept. 23 | UCLA (8) | W | 28-24 | 35,362 |
| Sept. 30 | MIAMI (FLA.) | L | 6-38 | 36,372 |
| Oct. 7 | at Colorado (13) | L | 7-17 | 46,345 |
| Oct. 14 | OKLAHOMA (1) | L | 16-17 | 40,450 |
| Oct. 21 | at Oklahoma State | L | 7-21 | 35,336 |
| Oct. 28 | IOWA STATE (HC) | L | 7-13 | 32,768 |
| Nov. 4 | NEBRASKA (4) | L | 21-63 | 50,463 |
| Nov. 11 | at Missouri | L | 0-48 | 64,453 |
| Nov. 18 | at Kansas State | L | 20-36 | 42,814 |

Don Fambrough

8 Seasons

1971-74 (19-25-1, .433)

1979-82 (17-24-4, .422)

Total (26-49-5, .428)



1979 (3-8, 2-5) Big Eight Finish: 7th

Captains: Brian Bethke, Mike Gay, Monty Carbonell

| | | | | |
|----------|---------------------|---|-------|---------|
| Sept. 15 | at Pittsburgh (16) | L | 0-24 | 34,893 |
| Sept. 22 | at Michigan (11) | L | 7-28 | 100,228 |
| Sept. 29 | NORTH TEXAS | W | 37-18 | 36,688 |
| Oct. 6 | SYRACUSE | L | 27-45 | 31,296 |
| Oct. 13 | at Nebraska (5) | L | 0-42 | 74,341 |
| Oct. 20 | at Iowa State | W | 24-7 | 47,064 |
| Oct. 27 | OKLAHOMA STATE (HC) | L | 17-30 | 29,671 |
| Nov. 3 | KANSAS STATE | W | 36-28 | 48,627 |
| Nov. 10 | at Oklahoma (6) | L | 0-38 | 71,822 |
| Nov. 17 | COLORADO | L | 17-31 | 25,572 |
| Nov. 22 | MISSOURI | L | 7-55 | 34,599 |

1980 (4-5-2, 3-3-1) Big Eight Finish: 4th

Captains: Harry Sydney, Frank Wattlelet

| | | | | |
|----------|----------------------|---|-------|--------|
| Sept. 13 | at Oregon | T | 7-7 | 27,750 |
| Sept. 20 | PITTSBURGH (5) | L | 3-18 | 42,300 |
| Sept. 27 | LOUISVILLE | L | 9-17 | 32,800 |
| Oct. 4 | at Syracuse | W | 23-8 | 43,126 |
| Oct. 11 | NEBRASKA (10) | L | 0-54 | 50,268 |
| Oct. 18 | IOWA STATE (19) (HC) | W | 28-17 | 30,000 |
| Oct. 25 | at Oklahoma State | T | 14-14 | 41,000 |
| Nov. 1 | at Kansas State | W | 20-18 | 43,276 |
| Nov. 8 | OKLAHOMA (11) | L | 19-21 | 40,150 |
| Nov. 15 | at Colorado | W | 42-3 | 37,291 |
| Nov. 22 | at Missouri | L | 6-31 | 64,356 |



YEAR BY YEAR RESULTS

1981 (8-4, 4-3) Big Eight Finish: 4th

Captains: David Lawrence, Greg Smith

| | | | | |
|----------|-----------------------|---|-------|--------|
| Sept. 5 | at Tulsa (Nt.) | W | 15-11 | 36,824 |
| Sept. 12 | OREGON | W | 19-10 | 39,840 |
| Sept. 19 | KENTUCKY | W | 21-16 | 40,200 |
| Oct. 3 | ARKANSAS STATE | W | 17-16 | 32,100 |
| Oct. 10 | OKLAHOMA STATE (HC) | L | 7-20 | 39,810 |
| Oct. 17 | at Oklahoma | L | 7-45 | 74,807 |
| Oct. 24 | KANSAS STATE | W | 17-14 | 51,600 |
| Oct. 31 | at Nebraska (12) | L | 15-31 | 76,208 |
| Nov. 7 | at Iowa State | W | 24-11 | 49,720 |
| Nov. 14 | COLORADO | W | 27-0 | 31,500 |
| Nov. 21 | MISSOURI | W | 19-11 | 47,500 |
| Dec. 31 | vs. Mississippi State | L | 0-10 | 41,000 |

(Hall of Fame Bowl at Birmingham, Ala.)

1982 (2-7-2, 1-5-1) Big Eight Finish: 7th

Captains: Tim Friess, Russ Bastin, Gary Coleman, Paul Fairchild

| | | | | |
|----------|-----------------------|---|-------|--------|
| Sept. 11 | WICHITA STATE | L | 10-13 | 41,500 |
| Sept. 18 | TCU | W | 30-19 | 30,500 |
| Sept. 25 | at Kentucky | T | 13-13 | 55,320 |
| Oct. 2 | TULSA | L | 15-29 | 35,552 |
| Oct. 9 | at Oklahoma State | T | 24-24 | 43,400 |
| Oct. 16 | OKLAHOMA | L | 14-38 | 36,230 |
| Oct. 23 | at Kansas State (Nt.) | L | 7-36 | 45,595 |
| Oct. 30 | NEBRASKA (6) | L | 0-52 | 50,172 |
| Nov. 6 | IOWA STATE (HC) | W | 24-17 | 26,796 |
| Nov. 13 | at Colorado | L | 3-28 | 35,114 |
| Nov. 20 | at Missouri | L | 10-16 | 49,041 |

Mike Gottfried

3 Seasons, 1983-85
(15-18-1, .456)



1983 (4-6-1, 2-5)

Big Eight Finish: 7th

Captains: Mike Arbanas, Paul Fairchild, Frank Seurer, E.J. Jones, Eddie Simmons

| | | | | |
|----------|-------------------|---|-------|--------|
| Sept. 3 | NORTHERN ILLINOIS | L | 34-37 | 26,000 |
| Sept. 10 | at TCU (Nt.) | T | 16-16 | 27,244 |
| Sept. 17 | WICHITA STATE | W | 57-6 | 36,500 |
| Sept. 24 | at USC (10) | W | 26-20 | 49,255 |
| Oct. 8 | at Iowa State | L | 35-38 | 48,125 |
| Oct. 15 | KANSAS STATE | W | 31-3 | 49,300 |
| Oct. 22 | *OKLAHOMA STATE | L | 10-27 | 31,300 |
| Oct. 29 | at Oklahoma (14) | L | 14-45 | 75,008 |
| Nov. 5 | COLORADO | L | 23-34 | 28,600 |
| Nov. 12 | at Nebraska (1) | L | 13-67 | 76,503 |
| Nov. 19 | MISSOURI(19) (HC) | W | 37-27 | 38,400 |

*300th game in Memorial Stadium

1984 (5-6, 4-3) Big Eight Finish: 4th

Captains: Sylvester Byrd, Willie Pless, Bennie Simecka

| | | | | |
|----------|------------------------|---|-------|--------|
| Sept. 8 | WICHITA STATE | W | 31-7 | 33,200 |
| Sept. 15 | FLORIDA STATE (18) | L | 16-42 | 38,600 |
| Sept. 22 | at Vanderbilt | L | 6-41 | 41,065 |
| Sept. 29 | at North Carolina | L | 17-23 | 45,000 |
| Oct. 6 | IOWA STATE | W | 33-14 | 31,500 |
| Oct. 13 | at Kansas State | L | 7-24 | 42,250 |
| Oct. 20 | at Oklahoma State (12) | L | 10-47 | 44,000 |
| Oct. 27 | OKLAHOMA (2) (HC) | W | 28-11 | 29,500 |
| Nov. 3 | at Colorado | W | 28-27 | 33,166 |
| Nov. 10 | NEBRASKA (2) | L | 7-41 | 50,653 |
| Nov. 17 | at Missouri | W | 35-21 | 41,027 |

1985 (6-6, 2-5) Big Eight Finish: 6th

Captains: Sylvester Byrd, Skip Peete, Willie Pless, Mike Norseth

| | | | | |
|----------|----------------------------|---|-------|--------|
| Aug. 31 | at Hawai'i (Nt.) | W | 33-27 | 46,626 |
| Sept. 14 | VANDERBILT | W | 42-16 | 39,000 |
| Sept. 21 | INDIANA STATE | W | 37-10 | 38,500 |
| Sept. 28 | at Florida State (4) (Nt.) | L | 20-24 | 57,135 |
| Oct. 5 | EASTERN ILLINOIS | W | 44-20 | 37,500 |
| Oct. 12 | at Iowa State | L | 21-22 | 43,117 |
| Oct. 19 | KANSAS STATE | W | 38-7 | 40,000 |
| Oct. 26 | OKLAHOMA STATE (12) | L | 10-17 | 35,200 |
| Nov. 2 | at Oklahoma (9) | L | 6-48 | 75,008 |
| Nov. 9 | COLORADO (HC) | L | 3-14 | 25,000 |
| Nov. 16 | at Nebraska (2) | L | 6-56 | 75,863 |
| Nov. 23 | MISSOURI | W | 34-20 | 22,000 |

Bob Valesente

2 Seasons, 1986-87
(4-17-1, .205)



1986 (3-8, 0-7)

Big Eight Finish: 8th

Captains: Phil Rorte, Mike Orth, Paul Oswald, Wayne Ziegler, John Randolph

| | | | | |
|----------|-------------------------|---|-------|--------|
| Sept. 13 | NORTH CAROLINA | L | 0-20 | 40,200 |
| Sept. 20 | UTAH STATE | W | 16-13 | 36,300 |
| Sept. 27 | INDIANA STATE | W | 20-6 | 32,400 |
| Oct. 4 | SOUTHERN ILLINOIS | W | 35-23 | 22,500 |
| Oct. 11 | IOWA STATE (HC) | L | 10-13 | 20,500 |
| Oct. 18 | at Kansas State | L | 12-29 | 38,320 |
| Oct. 25 | at Oklahoma State (Nt.) | L | 6-24 | 46,400 |
| Nov. 1 | OKLAHOMA (4) | L | 3-64 | 38,500 |
| Nov. 8 | at Colorado | L | 10-17 | 37,056 |
| Nov. 15 | NEBRASKA (6) | L | 0-70 | 48,800 |
| Nov. 22 | at Missouri | L | 0-48 | 33,553 |

1987 (1-9-1, 0-6-1) Big Eight Finish: 7th

Captain: Game-by-Game Selection

| | | | | |
|----------|---------------------|---|-------|--------|
| Sept. 12 | at Auburn (4) (Nt.) | L | 0-49 | 65,711 |
| Sept. 19 | KENT STATE | L | 17-31 | 33,700 |
| Sept. 26 | LOUISIANA TECH | L | 11-16 | 23,000 |
| Oct. 3 | SOUTHERN ILLINOIS | W | 16-15 | 20,500 |
| Oct. 10 | at Nebraska (2) | L | 2-54 | 76,053 |
| Oct. 17 | at Colorado | L | 10-35 | 43,514 |
| Oct. 24 | IOWA STATE (HC) | L | 28-42 | 28,300 |
| Oct. 31 | OKLAHOMA (1) | L | 10-71 | 23,500 |
| Nov. 7 | at Kansas State | T | 17-17 | 37,600 |
| Nov. 14 | OKLAHOMA STATE | L | 17-49 | 18,200 |
| Nov. 21 | at Missouri | L | 7-19 | 32,202 |

Glen Mason

9 Seasons, 1988-96
(47-54-1, .466)



1988 (1-10, 1-6)

Big Eight Finish: 7th

Captains: Curtis Moore, Peda Samuel, Arnold Snell

| | | | | |
|----------|---------------------|---|-------|--------|
| Sept. 10 | BAYLOR | L | 14-27 | 43,200 |
| Sept. 17 | at Auburn (6) (Nt.) | L | 7-56 | 55,700 |
| Sept. 24 | at California | L | 21-52 | 34,000 |
| Oct. 1 | NEW MEXICO STATE | L | 29-42 | 33,500 |
| Oct. 8 | NEBRASKA (9) | L | 10-63 | 32,500 |
| Oct. 15 | COLORADO (HC) | L | 9-21 | 22,500 |

| | | | | |
|---------|------------------------|---|-------|--------|
| Oct. 22 | at Iowa State | L | 14-42 | 43,180 |
| Oct. 29 | at Oklahoma (8) | L | 14-63 | 74,004 |
| Nov. 5 | KANSAS STATE | W | 30-12 | 35,000 |
| Nov. 12 | at Oklahoma State (14) | L | 24-63 | 40,100 |
| Nov. 19 | MISSOURI | L | 17-55 | 25,000 |

1989 (4-7, 2-5) Big Eight Finish: 6th

Captains: John Barker, Mark Koncz

| | | | | |
|----------|-----------------|---|-------|--------|
| Sept. 2 | MONTANA STATE | W | 41-17 | 37,500 |
| Sept. 9 | LOUISVILLE | L | 28-33 | 37,200 |
| Sept. 16 | KENT STATE | W | 28-21 | 41,000 |
| Sept. 23 | at Baylor (Nt.) | L | 3-46 | 26,765 |
| Sept. 30 | OKLAHOMA (16) | L | 6-45 | 44,500 |
| Oct. 7 | IOWA STATE (HC) | L | 20-24 | 31,500 |
| Oct. 21 | at Colorado (3) | L | 17-49 | 50,057 |
| Oct. 28 | at Kansas State | W | 21-16 | 35,652 |
| Nov. 4 | OKLAHOMA STATE | L | 24-37 | 28,500 |
| Nov. 11 | at Nebraska (6) | L | 14-51 | 76,232 |
| Nov. 18 | at Missouri | W | 46-44 | 33,981 |

1990 (3-7-1, 2-4-1) Big Eight Finish: T-4th

Captains: Chip Budde, Curtis Moore

| | | | | |
|----------|-------------------|---|-------|--------|
| Sept. 1 | VIRGINIA (15) | L | 10-59 | 35,000 |
| Sept. 8 | OREGON STATE | W | 38-12 | 28,500 |
| Sept. 15 | at Louisville | L | 16-28 | 35,848 |
| Sept. 29 | at Oklahoma (9) | L | 17-31 | 70,095 |
| Oct. 6 | at Iowa State | T | 34-34 | 54,211 |
| Oct. 13 | at Miami (3) | L | 0-34 | 54,211 |
| Oct. 20 | COLORADO (14) | L | 10-41 | 40,000 |
| Oct. 27 | KANSAS STATE (HC) | W | 27-24 | 45,000 |
| Nov. 3 | at Oklahoma State | W | 31-30 | 30,100 |
| Nov. 10 | NEBRASKA (13) | L | 9-41 | 36,000 |
| Nov. 17 | MISSOURI | L | 21-41 | 30,000 |

1991 (6-5, 3-4) Big Eight Finish: 5th

Captains: Scott Imwalle, Roger Robben, Doug Terry

| | | | | |
|----------|-------------------|---|-------|--------|
| Sept. 7 | at Toledo (Nt.) | W | 30-7 | 24,010 |
| Sept. 14 | TULSA | W | 23-17 | 35,000 |
| Sept. 21 | NEW MEXICO STATE | W | 54-14 | 34,000 |
| Oct. 5 | at Virginia | L | 19-31 | 40,200 |
| Oct. 12 | at Kansas State | L | 12-16 | 48,856 |
| Oct. 19 | IOWA STATE (HC) | W | 41-0 | 37,000 |
| Oct. 26 | at Oklahoma (21) | L | 3-41 | 68,128 |
| Nov. 2 | at Oklahoma State | W | 31-0 | 18,000 |
| Nov. 9 | NEBRASKA (11) | L | 23-59 | 40,000 |
| Nov. 16 | COLORADO (16) | L | 24-30 | 40,863 |
| Nov. 23 | *MISSOURI | W | 53-29 | 28,000 |

*Tony Sands sets NCAA game rushing record with 396 yards

1992 (8-4, 4-3) Big Eight Finish: 3rd

Captains: Hassan Bailey, Monte Cozzens, Matt Gay, Dana Stubblefield

Final Ranking: 22nd (AP), 22nd (UPI), 23rd (CNN/USA Today Coaches)

| | | | | |
|----------|-----------------------------|---|-------|--------|
| Sept. 5 | at Oregon State | W | 49-7 | 28,591 |
| Sept. 12 | BALL STATE | W | 62-10 | 38,500 |
| Sept. 19 | at Tulsa | W | 40-7 | 38,986 |
| Sept. 24 | (24) CALIFORNIA (Nt.) | L | 23-27 | 44,500 |
| Oct. 10 | KANSAS STATE | W | 31-7 | 48,604 |
| Oct. 17 | (25) at Iowa State | W | 50-47 | 39,331 |
| Oct. 24 | (22) OKLAHOMA (HC) | W | 27-10 | 43,500 |
| Nov. 2 | (18) OKLAHOMA STATE | W | 26-18 | 31,500 |
| Nov. 9 | (13) at Nebraska (7) (Nt.) | L | 7-49 | 76,287 |
| Nov. 16 | (20) COLORADO (18) | L | 18-25 | 43,000 |
| Nov. 23 | (22) at Missouri | L | 17-22 | 30,845 |
| Dec. 25 | (22) vs. Brigham Young (25) | W | 23-20 | 42,933 |



YEAR BY YEAR RESULTS

(Aloha Bowl at Honolulu, Hawaii)

1993 (5-7, 3-4) Big Eight Finish: 5th

Captains: John Jones, Guy Howard, Dan Schmidt, Chris Maumalanga

| | | | | |
|--|-----------------------|---|-------|--------|
| Aug. 28 | vs. Florida State (1) | L | 0-42 | 51,734 |
| (Kickoff Classic at East Rutherford, N.J.) | | | | |
| Sept. 4 | WESTERN CAROLINA | W | 46-3 | 31,500 |
| Sept. 11 | at Michigan State | L | 14-31 | 53,797 |
| Sept. 18 | UTAH | L | 16-41 | 34,000 |
| Oct. 2 | COLORADO STATE | W | 24-6 | 37,500 |
| Oct. 9 | at Kansas State | L | 9-10 | 44,165 |
| Oct. 16 | IOWA STATE | W | 35-20 | 28,500 |
| Oct. 23 | at Oklahoma (14) | L | 25-38 | 60,441 |
| Oct. 30 | at Oklahoma State | W | 13-6 | 30,163 |
| Nov. 6 | NEBRASKA (6) | L | 20-21 | 47,500 |
| Nov. 13 | at Colorado (18) | L | 14-38 | 40,044 |
| Nov. 20 | MISSOURI | W | 28-10 | 31,500 |

1994 (6-5, 3-4) Big Eight Finish: 5th

Captains: John Jones, Gerald McBurrows

| | | | | |
|----------|-------------------------|---|-------|--------|
| Sept. 1 | at Houston (Nt.) | W | 35-13 | 18,150 |
| Sept. 10 | MICHIGAN STATE (Nt.) | W | 17-10 | 48,100 |
| Sept. 17 | at TCU (Nt.) | L | 21-31 | 37,313 |
| Sept. 24 | UAB | W | 72-0 | 35,000 |
| Oct. 6 | KANSAS STATE (19) (Nt.) | L | 13-21 | 48,800 |
| Oct. 15 | at Iowa State | W | 41-23 | 32,563 |
| Oct. 22 | OKLAHOMA | L | 17-20 | 42,500 |
| Oct. 29 | OKLAHOMA STATE (HC) | W | 24-14 | 31,000 |
| Nov. 5 | at Nebraska (1) | L | 17-45 | 75,543 |
| Nov. 12 | COLORADO (7) | L | 26-51 | 35,000 |
| Nov. 19 | at Missouri | W | 41-31 | 35,648 |

1995 (10-2, 5-2) Big Eight Finish: T-2nd

Captains: Mark Williams, Keith Rodgers, Ashaundai Smith
Final Ranking: 9th (AP), 10th (CNN/USA Today Coaches)

| | | | | |
|----------------------------------|----------------------------|---|-------|--------|
| Sept. 2 | *CINCINNATI | W | 23-18 | 26,500 |
| Sept. 9 | vs. North Texas | W | 27-10 | 20,211 |
| (Texas Stadium at Irving, Texas) | | | | |
| Sept. 14 | TCU | W | 38-20 | 34,000 |
| Sept. 23 | HOUSTON (Nt.) | W | 20-13 | 37,500 |
| Oct. 7 | (24) at Colorado (4) | W | 40-24 | 52,330 |
| Oct. 14 | (10) IOWA STATE (HC) | W | 34-7 | 43,000 |
| Oct. 21 | (7) at Oklahoma (15) (Nt.) | W | 38-17 | 74,639 |
| Oct. 28 | (6) at Kansas State (14) | L | 7-41 | 44,284 |
| Nov. 4 | (11) MISSOURI | W | 42-23 | 46,300 |
| Nov. 11 | (10) NEBRASKA (1) | L | 3-41 | 50,300 |
| Nov. 18 | (15) at Oklahoma State | W | 22-17 | 36,600 |
| Dec. 25 | (11) vs. UCLA (25) | W | 51-30 | 41,112 |

(Aloha Bowl at Honolulu, Hawaii)

*1,000th game in school history

Big 12 Conference (1996-Present)

1996 (4-7, 2-6) Big 12 North Finish: 5th

Captains: Ronnie Ward, Mark Sanders

| | | | | |
|----------|-----------------------|---|-------|--------|
| Aug. 29 | (25) BALL STATE (Nt.) | W | 35-10 | 36,200 |
| Sept. 14 | (24) at TCU (Nt.) | W | 52-17 | 37,512 |
| Sept. 28 | (20) at Utah (Nt.) | L | 42-45 | 32,519 |
| Oct. 5 | *at Oklahoma | W | 52-24 | 64,333 |
| Oct. 12 | TEXAS TECH | L | 7-30 | 46,500 |
| Oct. 19 | COLORADO (9) (HC) | L | 7-20 | 48,500 |
| Oct. 26 | at Nebraska (5) | L | 7-63 | 75,158 |
| Nov. 2 | at Iowa State | W | 34-31 | 37,850 |
| Nov. 9 | KANSAS STATE (13) | L | 12-38 | 48,800 |
| Nov. 16 | TEXAS | L | 17-38 | 30,500 |
| Nov. 23 | at Missouri | L | 25-42 | 36,821 |

Terry Allen

5 Seasons, 1997-2001
(20-33, .379)



1997 (5-6, 3-5)

Big 12 North Finish: 5th

Captains: Tony Blevins, Jason Thoren, Matt Johner, Eric Vann, Ron Warner

| | | | | |
|----------|----------------------|---|-------|--------|
| Aug. 28 | UAB (Nt.) | W | 24-0 | 32,100 |
| Sept. 6 | TCU | W | 17-10 | 35,000 |
| Sept. 13 | *MISSOURI | W | 15-7 | 38,000 |
| Sept. 20 | at Cincinnati (Nt.) | L | 7-34 | 17,636 |
| Oct. 4 | OKLAHOMA | W | 20-17 | 43,500 |
| Oct. 11 | at Texas Tech (Nt.) | L | 7-17 | 43,012 |
| Oct. 18 | at Colorado | L | 6-42 | 52,097 |
| Oct. 25 | NEBRASKA (1) (Nt.) | L | 0-35 | 42,000 |
| Nov. 1 | IOWA STATE (HC) | W | 34-24 | 43,000 |
| Nov. 8 | at Kansas State (11) | L | 16-48 | 43,832 |
| Nov. 15 | at Texas | L | 31-45 | 68,097 |

*500th win in school history

1998 (4-7, 1-7) Big 12 North Finish: 5th

Captains: Zac Wegner, Michael Allen, Justin Glasgow, Patrick Brown

| | | | | |
|----------|--------------------------|---|-------|--------|
| Sept. 5 | OKLAHOMA STATE | L | 28-38 | 32,500 |
| Sept. 12 | at Missouri (25) | L | 23-41 | 59,720 |
| Sept. 19 | ILLINOIS STATE (Nt.) | W | 63-21 | 31,100 |
| Sept. 26 | *at UAB (Nt.) (4ot) | W | 39-37 | 30,543 |
| Oct. 3 | TEXAS A&M (18) | L | 21-24 | 36,000 |
| Oct. 10 | at Baylor | L | 24-31 | 31,271 |
| Oct. 17 | at Nebraska (8) (Nt.) | L | 0-41 | 76,174 |
| Oct. 24 | COLORADO (17) (HC) (Nt.) | W | 33-17 | 31,600 |
| Oct. 31 | KANSAS STATE (4) | L | 6-54 | 43,000 |
| Nov. 7 | NORTH TEXAS | W | 23-14 | 20,000 |
| Nov. 21 | at Iowa State | L | 20-23 | 26,029 |

*Four overtime game ties NCAA record

1999 (5-7, 3-5) Big 12 North Finish: T-4th

Captains: Zac Wegner, Tim Bowers, John Williams, Michael Chandler

| | | | | |
|----------|-----------------------|---|-------|--------|
| Aug. 28 | at Notre Dame | L | 13-48 | 80,012 |
| Sept. 11 | CS-NORTHBRIDGE (Nt.) | W | 71-14 | 33,300 |
| Sept. 18 | at Colorado | L | 17-51 | 47,783 |
| Sept. 25 | SAN DIEGO STATE (Nt.) | L | 13-41 | 34,500 |
| Oct. 2 | SMU (HC) | W | 27-9 | 24,700 |
| Oct. 9 | at Kansas State | L | 9-50 | 52,254 |
| Oct. 16 | at Texas A&M (13) | L | 17-34 | 70,232 |
| Oct. 23 | MISSOURI | W | 21-0 | 42,300 |
| Oct. 30 | NEBRASKA (8) | L | 17-24 | 45,100 |
| Nov. 6 | BAYLOR | W | 45-10 | 28,600 |
| Nov. 13 | at Oklahoma State | L | 13-45 | 39,562 |
| Nov. 20 | IOWA STATE | W | 31-28 | 27,000 |

2000 (4-7, 2-6) Big 12 North Finish: 5th

Captains: Zac Wegner, Carl Nesmith, Moran Norris, Dylon Smith, John Odonetto

| | | | | |
|----------|-------------------------|---|-------|--------|
| Sept. 2 | at SMU (Nt.) | L | 17-31 | 32,267 |
| Sept. 16 | UAB (Nt.) | W | 23-20 | 28,500 |
| Sept. 23 | SOUTHERN ILLINOIS (Nt.) | W | 42-0 | 30,500 |
| Sept. 30 | at Oklahoma (14) | L | 16-34 | 74,811 |
| Oct. 7 | KANSAS STATE (4) | L | 13-52 | 48,500 |
| Oct. 14 | at Missouri | W | 38-17 | 61,794 |
| Oct. 21 | COLORADO (HC) | W | 23-15 | 32,600 |
| Oct. 28 | TEXAS TECH | L | 39-45 | 26,000 |

| | | | | |
|---------|-----------------|---|-------|--------|
| Nov. 4 | at Nebraska (6) | L | 17-56 | 78,096 |
| Nov. 11 | TEXAS (19) | L | 16-51 | 27,200 |
| Nov. 18 | at Iowa State | L | 17-38 | 36,725 |

2001 (3-8, 1-7) Big 12 North Finish: 6th

Captains: Nate Dwyer, Harrison Hill, Marcus Rogers, Brandon Wier, Roger Ross, Justin Hartwig, Termaine Fulton

| | | | | |
|----------|--------------------------|---|-------|--------|
| Sept. 1 | MISSOURI STATE (Nt.) | W | 24-10 | 37,500 |
| Sept. 8 | UCLA (14) | L | 17-41 | 43,500 |
| Sept. 22 | at Colorado | L | 16-27 | 47,495 |
| Oct. 6 | at Texas Tech (Nt.) (OT) | W | 34-31 | 45,343 |
| Oct. 13 | OKLAHOMA (3) (HC) (Nt.) | L | 10-38 | 48,700 |
| Oct. 20 | MISSOURI | L | 34-38 | 38,500 |
| Oct. 27 | at Kansas State | L | 6-40 | 50,101 |
| Nov. 3 | NEBRASKA (2) (Nt.) | L | 7-51 | 50,750 |
| Nov. 10 | at Texas (5) | L | 0-59 | 83,111 |
| Nov. 17 | IOWA STATE | L | 7-49 | 33,500 |
| Nov. 24 | WYOMING | W | 27-14 | 24,000 |

*Tom Hayes took over as head coach for final three games

Mark Mangino

5 Seasons, 2002-Present
(25-35, .417)



2002 (2-10, 0-8)

Big 12 North Finish: 6th

Captains: Greg Cole, Leo Etinne, Justin Sands

| | | | | |
|----------|----------------------|---|-------|--------|
| Aug. 31 | at Iowa State | L | 3-45 | 40,026 |
| Sept. 7 | at UNLV (Nt.) | L | 20-31 | 25,109 |
| Sept. 14 | MISSOURI STATE (Nt.) | W | 44-24 | 40,500 |
| Sept. 21 | BOWLING GREEN (Nt.) | L | 16-39 | 37,000 |
| Sept. 28 | at Tulsa (Nt.) | W | 43-33 | 17,893 |
| Oct. 5 | at Baylor | L | 32-35 | 22,103 |
| Oct. 12 | COLORADO (HC) | L | 29-53 | 34,500 |
| Oct. 19 | TEXAS A&M | L | 22-47 | 34,000 |
| Oct. 26 | at Missouri | L | 12-36 | 60,247 |
| Nov. 2 | KANSAS STATE (14) | L | 0-64 | 43,000 |
| Nov. 9 | at Nebraska | L | 7-45 | 77,351 |
| Nov. 16 | OKLAHOMA STATE | L | 20-55 | 27,500 |

2003 (6-7, 3-5) Big 12 North Finish: T-4th

Captains: Adrian Jones, Zach Dyer, Bill Wittemore, Banks Floodman, Travis Watkins

| | | | | |
|----------|--------------------------|---|-------|--------|
| Aug. 30 | NORTHWESTERN (Nt.) | L | 20-28 | 27,775 |
| Sept. 6 | UNLV (Nt.) | W | 46-24 | 33,980 |
| Sept. 13 | at Wyoming | W | 42-35 | 18,329 |
| Sept. 20 | JACKSONVILLE ST. (Nt.) | W | 41-6 | 34,712 |
| Sept. 27 | MISSOURI (23) | W | 35-14 | 50,071 |
| Oct. 11 | at Colorado (OT) | L | 47-50 | 50,477 |
| Oct. 18 | BAYLOR (HC) | W | 28-21 | 40,088 |
| Oct. 25 | at Kansas State | L | 6-42 | 51,614 |
| Nov. 1 | at Texas A&M | L | 33-45 | 68,487 |
| Nov. 8 | NEBRASKA (19) | L | 3-24 | 50,107 |
| Nov. 15 | at Oklahoma State | L | 21-44 | 40,850 |
| Nov. 22 | IOWA STATE | W | 36-7 | 34,518 |
| Dec. 22 | vs. North Carolina State | L | 26-56 | 26,482 |

(Mazda Tangerine Bowl at Orlando, Fla.)



YEAR BY YEAR RESULTS

2004 (4-7, 2-6) Big 12 North Finish: T-5th

Captains: Travis Watkins, Joe Vaughn, Brandon Rideau, Banks Floodman, David McMillan

| | | | | |
|----------|-------------------------|---|-------|--------|
| Sept. 4 | TULSA (Nt.) | W | 21-3 | 40,646 |
| Sept. 11 | TOLEDO (Nt.) | W | 63-14 | 41,251 |
| Sept. 18 | at Northwestern | L | 17-20 | 24,817 |
| Sept. 25 | TEXAS TECH | L | 30-31 | 37,422 |
| Oct. 2 | at Nebraska (Nt.) | L | 8-14 | 77,637 |
| Oct. 9 | KANSAS STATE (HC) (Nt.) | W | 31-28 | 50,152 |
| Oct. 23 | at Oklahoma (2) | L | 10-41 | 84,520 |
| Oct. 30 | at Iowa State | L | 7-13 | 36,384 |
| Nov. 6 | COLORADO | L | 21-30 | 38,214 |
| Nov. 13 | TEXAS (6) | L | 23-27 | 38,714 |
| Nov. 20 | at Missouri | W | 31-14 | 53,480 |

2005 (7-5, 3-5) Big 12 North Finish: 5th

Captains: Banks Floodman, Charles Gordon, Kevin Kane, David Ochoa, Nick Reid

| | | | | |
|----------|---|---|-------|--------|
| Sept. 3 | FLORIDA ATLANTIC (Nt.) | W | 30-19 | 40,930 |
| Sept. 10 | APPALACHIAN STATE (Nt.) | W | 36-8 | 37,070 |
| Sept. 17 | LOUISIANA TECH (Nt.) | W | 34-14 | 41,237 |
| Oct. 1 | at Texas Tech (13) (Nt.) | L | 17-30 | 52,601 |
| Oct. 8 | at Kansas State | L | 3-12 | 49,798 |
| Oct. 15 | vs. Oklahoma (Nt.) (Kansas City, Mo.) | L | 3-19 | 54,109 |
| Oct. 22 | at Colorado (Nt.) | L | 13-44 | 48,025 |
| Oct. 29 | MISSOURI | W | 13-3 | 48,238 |
| Nov. 5 | NEBRASKA | W | 40-15 | 51,750 |
| Nov. 12 | at Texas (2) | L | 14-66 | 83,696 |
| Nov. 26 | IOWA STATE (25) (OT) | W | 24-21 | 42,826 |
| Dec. 23 | vs. Houston (Nt.) Fort Worth Bowl (at Fort Worth, Texas) | W | 42-13 | 33,505 |

2006 (6-6, 3-5) Big 12 North Finish: 4th

Captains: Derek Fine, James McClinton, David Ochoa, Mike Rivera

| | | | | |
|----------|-----------------------------|---|-------|--------|
| Sept. 2 | NORTHWESTERN ST. (Nt.) | W | 49-18 | 44,025 |
| Sept. 9 | LOUISIANA MONROE (Nt.) | W | 21-19 | 45,221 |
| Sept. 15 | at Toledo (2 OT) (Nt.) | L | 31-37 | 22,118 |
| Sept. 23 | SOUTH FLORIDA (Nt.) | W | 13-7 | 40,933 |
| Sept. 30 | at Nebraska (21) (OT) (Nt.) | L | 32-39 | 85,069 |
| Oct. 7 | TEXAS A&M | L | 18-21 | 46,445 |
| Oct. 14 | OKLAHOMA STATE | L | 33-42 | 41,203 |
| Oct. 21 | at Baylor | L | 35-36 | 36,125 |
| Oct. 28 | COLORADO | W | 20-15 | 39,313 |
| Nov. 4 | at Iowa State | W | 41-10 | 40,272 |
| Nov. 18 | KANSAS STATE | W | 39-20 | 31,821 |
| Nov. 25 | at Missouri | L | 17-42 | 55,614 |

Jayhawk Football Television History

| Date | Game | Site | Result | Network |
|------------|-----------------|----------------------|----------|---------|
| 9/20/52 | Texas Christian | Lawrence | W, 13-0 | NBC |
| 11/7/53 | Kansas State | Lawrence | L, 0-7 | NBC |
| 10/12/57 | Iowa State | Lawrence | L, 6-21 | NBC |
| 11/23/57 | Missouri | Lawrence | W, 9-7 | NBC |
| 11/8/58 | Nebraska | Lawrence | W, 29-7 | NBC |
| 10/1/60 | Syracuse | Lawrence | L, 7-14 | ABC |
| 12/16/61 * | Rice | Houston, Texas | W, 33-7 | CBS |
| 11/21/64 | Missouri | Columbia, Mo. | L, 14-34 | NBC |
| 11/20/65 | Missouri | Lawrence | L, 0-44 | NBC |
| 11/16/68 | Kansas State | Manhattan, Kan. | W, 38-29 | ABC |
| 1/1/69 + | Penn State | Miami, Fla. | L, 14-15 | NBC |
| 11/22/69 | Missouri | Lawrence | L, 21-69 | ABC |
| 11/13/71 | Oklahoma | Norman, Okla. | L, 10-56 | ABC |
| 11/10/73 | Colorado | Lawrence | W, 17-15 | ABC |
| 12/17/73 † | N. Carolina St. | Memphis, Tenn. | L, 18-31 | ABC |
| 10/18/75 | Iowa State | Ames, Iowa | W, 21-10 | ABC |
| 11/15/75 | Colorado | Lawrence | L, 21-24 | ABC |
| 12/26/75 † | Pittsburgh | El Paso, Texas | L, 19-33 | CBS |
| 10/3/81 | Arkansas State | Lawrence | W, 17-16 | ABC |
| 9/18/82 | Texas Christian | Lawrence | W, 30-19 | CBS |
| 10/2/82 | Tulsa | Lawrence | L, 15-20 | CBS |
| 10/23/82 | Kansas State | Manhattan, Kan. | L, 7-36 | TBS |
| 11/12/83 | Nebraska | Lincoln, Neb. | L, 13-67 | ABC |
| 11/1/86 | Oklahoma | Lawrence | L, 3-64 | ABC |
| 9/24/92 | California | Lawrence | L, 23-27 | ESPN |
| 11/7/92 | Nebraska | Lincoln, Neb. | L, 7-49 | ESPN |
| 11/14/92 | Colorado | Lawrence | L, 18-25 | ABC |
| 12/25/92 • | Brigham Young | Honolulu, Hawaii | W, 23-20 | ABC |
| 8/28/93 | Florida State | E. Rutherford, N.J. | L, 0-42 | ABC |
| 9/11/93 | Michigan State | E. Lansing, Mich. | L, 14-31 | ABC |
| 10/6/94 | Kansas State | Lawrence | L, 13-21 | ESPN |
| 9/14/95 | Texas Christian | Lawrence | W, 38-20 | ESPN |
| 10/21/95 | Oklahoma | Norman, Okla. | W, 38-17 | ESPN |
| 11/11/95 | Nebraska | Lawrence | L, 3-41 | ABC |
| 12/25/95 • | UCLA | Honolulu, Hawaii | W, 51-30 | ABC |
| 9/14/96 | TCU | Ft. Worth, Texas | W, 52-17 | ESPN 2 |
| 9/28/96 | Utah | Salt Lake City, Utah | L, 42-45 | ESPN 2 |
| 10/5/96 | Oklahoma | Norman, Okla. | W, 52-24 | FSN |
| 10/19/96 | Colorado | Lawrence | L, 7-20 | FSN |

| | | | | |
|-------------|--------------------|------------------------|---------------|-------|
| 10/26/96 | Nebraska | Lincoln, Neb. | L, 7-63 | FSN |
| 11/16/96 | Texas | Lawrence | L, 17-38 | FSN |
| 11/23/96 | Missouri | Columbia, Mo. | L, 25-42 | FSN |
| 9/13/97 | Missouri | Lawrence | W, 15-7 | FSN |
| 10/18/97 | Colorado | Boulder, Colo. | L, 6-42 | FSN |
| 10/25/97 | Nebraska | Lawrence | L, 0-35 | FSN |
| 9/5/98 | Oklahoma State | Lawrence | L, 28-38 | ABC |
| 9/12/98 | Missouri | Columbia, Mo. | L, 23-41 | ABC |
| 10/3/98 | Texas A&M | Lawrence | L, 21-24 | FSN |
| 10/17/98 | Nebraska | Lincoln, Neb. | L, 0-41 | FSN |
| 10/24/98 | Colorado | Lawrence | W, 33-17 | FSN |
| 10/31/98 | Kansas State | Lawrence | L, 6-54 | FSN |
| 8/28/99 & | Notre Dame | Notre Dame, Ind. | L, 13-48 | NBC |
| 9/18/99 | Colorado | Boulder, Colo. | L, 17-51 | ABC |
| 10/16/99 | Texas A&M | College Station, Texas | L, 17-34 | FSN |
| 10/30/99 | Nebraska | Lawrence | L, 17-24 | FSN |
| 10/21/00 | Colorado | Lawrence | W, 23-15 | FSN |
| 11/4/00 | Nebraska | Lincoln, Neb. | L, 16-51 | ABC |
| 9/8/01 | UCLA | Lawrence | L, 17-41 | FSN |
| 10/13/01 | Oklahoma | Lawrence | L, 10-38 | FSN |
| 11/3/01 | Nebraska | Lawrence | L, 17-51 | FSN |
| 11/17/01 | Iowa State | Lawrence | L, 7-49 | FSN |
| 8/31/02 | Iowa State | Ames, Iowa | L, 3-45 | FSN |
| 9/27/03 | Missouri | Lawrence | W, 35-14 | FSN |
| 11/8/03 | Nebraska | Lawrence | L, 3-24 | FSN |
| 12/22/03 % | North Carolina St. | Orlando, Fla. | L, 26-56 | ESPN |
| 9/25/04 | Texas Tech | Lawrence | L, 30-31 | FSN |
| 10/23/04 | Oklahoma | Norman, Okla. | L, 10-41 | FSN |
| 11/13/04 | Texas | Lawrence | L, 24-27 | FSN |
| 10/08/05 | Kansas State | Manhattan | L, 3-12 | FSN |
| 10/15/05 | Oklahoma | Kansas City, Mo. | L, 3-19 | TBS |
| 11/12/05 | Texas | Austin, Texas | L, 14-66 | ABC |
| 11/26/05 | Iowa State | Lawrence | W, 24-21 (ot) | FSN |
| 12/23/05 •• | Houston | Fort Worth, Texas | W, 42-13 | ESPN |
| 9/15/06 | Toledo | Toledo, Ohio | L 31-37(2 ot) | ESPN2 |
| 9/30/06 | Nebraska | Lincoln, Neb. | L 32-39 (ot) | FSN |
| 10/07/06 | Texas A&M | Lawrence, Kan. | L 18-21 | FSN |
| 11/18/06 | Kansas State | Lawrence, Kan. | W 39-20 | FSN |
| 11/25/06 | Missouri | Columbia, Mo. | L 17-42 | ABC |

* Blue Bonnet Bowl + Orange Bowl †Liberty Bowl ‡Sun Bowl •Aloha Bowl
Eddie Robinson Classic %Tangerine Bowl ••Fort Worth Bowl



SEASON RESULTS

Prior To Conference Action (1890-1906)

| Year | Overall | Home | Away | Neutral | Conf. | Finish | Coach |
|------|---------|-------|-------|---------|-------|--------|-------------------|
| 1890 | 1-2-0 | 1-0 | 0-2 | 0-0 | -- | -- | No Coach |
| 1891 | 7-0-1 | 2-0 | 3-0 | 2-0-1 | -- | -- | E. M. Hopkins |
| 1892 | 7-1-0 | 3-0 | 2-1 | 2-0 | -- | -- | A. W. Shepard |
| 1893 | 2-5-0 | 0-1 | 1-2 | 1-2 | -- | -- | A. W. Shepard |
| 1894 | 2-3-1 | 1-0-1 | 0-2 | 1-1 | -- | -- | Hector Cowan |
| 1895 | 6-1-0 | 2-0 | 2-0 | 2-1 | -- | -- | Hector Cowan |
| 1896 | 7-3-0 | 6-0 | 1-1 | 1-2 | -- | -- | Hector Cowan |
| 1897 | 8-2-0 | 4-0 | 2-1 | 2-1 | -- | -- | Wylie G. Woodruff |
| 1898 | 7-1-0 | 3-1 | 2-0 | 2-0 | -- | -- | Wylie G. Woodruff |
| 1899 | 10-0-0 | 6-0 | 3-0 | 1-0 | -- | -- | Fielding H. Yost |
| 1900 | 2-5-2 | 0-3-1 | 2-1 | 0-1-1 | -- | -- | Charles Boynton |
| 1901 | 3-5-2 | 2-3 | 1-1-2 | 0-1 | -- | -- | John Outland |
| 1902 | 6-4-0 | 4-1 | 1-3 | 1-0 | -- | -- | Arthur Curtis |
| 1903 | 6-3-0 | 4-2 | 1-1 | 1-0 | -- | -- | Harrison Weeks |
| 1904 | 8-1-1 | 3-1-1 | 3-0 | 2-0 | -- | -- | A.R. Kennedy |
| 1905 | 10-1-0 | 4-0 | 4-0 | 1-1 | -- | -- | A.R. Kennedy |
| 1906 | 6-2-2 | 5-0 | 1-2-1 | 0-0-1 | -- | -- | A.R. Kennedy |

Missouri Valley Intercollegiate Athletic Association (1907-1928)

| Year | Overall | Home | Away | Neutral | Conf. | Finish | Coach |
|------|---------|-------|-------|---------|-------|--------|------------------|
| 1907 | 5-3-0 | 3-1 | 1-2 | 1-0 | 1-1-0 | 3rd | A.R. Kennedy |
| 1908 | 9-0-0 | 6-0 | 2-0 | 1-0 | 4-0-0 | 1st | A.R. Kennedy |
| 1909 | 8-1-0 | 5-0 | 3-0 | 0-1 | 3-1-0 | 2nd | A.R. Kennedy |
| 1910 | 6-1-1 | 4-1 | 2-0 | 0-0-1 | 1-1-1 | 5th | A.R. Kennedy |
| 1911 | 4-2-2 | 2-2-2 | 2-0 | -- | 1-1-1 | 3rd | Ralph W. Sherwin |
| 1912 | 4-4-0 | 4-1 | 0-3 | -- | 1-2-0 | 5th | Arthur Mosse |
| 1913 | 5-3-0 | 4-1 | 1-2 | -- | 3-2 | 3rd | Arthur Mosse |
| 1914 | 5-2-1 | 3-1-1 | 2-1 | -- | 2-2 | 4th | H. M. Wheaton |
| 1915 | 6-2-0 | 4-1 | 2-1 | -- | 3-1 | 2nd | Herman Olcott |
| 1916 | 4-3-1 | 2-1-1 | 2-2 | -- | 1-2-1 | 5th | Herman Olcott |
| 1917 | 6-2-0 | 4-1 | 2-1 | -- | 3-1 | t2nd | Herman Olcott |
| 1918 | 2-2-0 | 2-1 | 0-1 | -- | 0-0 | -- | Jay Bond |
| 1919 | 3-2-3 | 3-1-1 | 0-1-2 | -- | 1-1-1 | 4th | Leon McCarty |
| 1920 | 5-2-1 | 4-0-1 | 1-2 | -- | 3-2 | t3rd | Forrest C. Allen |
| 1921 | 4-3-0 | 2-1 | 2-2 | -- | 3-3 | 5th | Potsy Clark |
| 1922 | 3-4-1 | 3-1 | 0-3-1 | -- | 1-3-1 | t7th | Potsy Clark |
| 1923 | 5-0-3 | 4-0-2 | 1-0-1 | -- | 3-0-3 | t1st | Potsy Clark |
| 1924 | 2-5-1 | 1-3 | 1-2-1 | -- | 2-4-1 | t7th | Potsy Clark |
| 1925 | 2-5-1 | 2-2 | 0-3-1 | -- | 2-5-1 | t8th | Potsy Clark |
| 1926 | 2-6-0 | 2-2 | 0-4 | -- | 1-5 | 9th | Franklin Cappon |
| 1927 | 3-4-1 | 2-2-1 | 1-2 | -- | 3-3-1 | 5th | Franklin Cappon |
| 1928 | 2-4-2 | 1-2-1 | 1-2-1 | -- | 1-3-1 | 5th | Bill Hargiss |

Big Six Conference (1929-1947)

| Year | Overall | Home | Away | Neutral | Conf. | Finish | Coach |
|------|---------|-------|-------|---------|-------|--------|--------------------------------------|
| 1929 | 4-4-0 | 2-2 | 2-2 | -- | 2-3 | 5th | Bill Hargiss |
| 1930 | 6-2-0 | 2-1 | 4-1 | -- | 4-1 | 1st | Bill Hargiss |
| 1931 | 5-5-0 | 3-3 | 2-2 | -- | 1-3 | 4th | Bill Hargiss |
| 1932 | 5-3-0 | 0-3 | 5-0 | -- | 3-2 | 2nd | Bill Hargiss (games 1-2), Ad Lindsey |
| 1933 | 5-4-1 | 3-1 | 2-3-1 | -- | 2-3 | 4th | Ad Lindsey |
| 1934 | 3-4-3 | 1-2-2 | 2-2-1 | -- | 1-2-2 | 4th | Ad Lindsey |
| 1935 | 4-4-1 | 2-1-1 | 2-3 | -- | 2-2-1 | 3rd | Ad Lindsey |
| 1936 | 1-6-1 | 1-3-1 | 0-3 | -- | 0-5 | 6th | Ad Lindsey |
| 1937 | 3-4-2 | 1-1-1 | 2-3-1 | -- | 2-1 | 3rd | Ad Lindsey |
| 1938 | 3-6-0 | 2-2 | 1-4 | -- | 1-4 | 6th | Ad Lindsey |
| 1939 | 2-6-0 | 1-3 | 1-3 | -- | 1-4 | t4th | Gwinn Henry |
| 1940 | 2-7-0 | 2-2 | 0-5 | -- | 0-5 | 6th | Gwinn Henry |
| 1941 | 3-6-0 | 3-1 | 0-5 | -- | 2-3 | 4th | Gwinn Henry |
| 1942 | 2-8-0 | 1-4 | 1-4 | -- | 1-4 | t5th | Gwinn Henry |
| 1943 | 4-5-1 | 4-1 | 0-4-1 | -- | 2-3 | t4th | Henry Shenk |
| 1944 | 3-6-1 | 3-2 | 0-4-1 | -- | 1-4 | 5th | Henry Shenk |
| 1945 | 4-5-1 | 2-1-1 | 2-3 | 0-1 | 1-3-1 | 5th | Henry Shenk |
| 1946 | 7-2-1 | 3-1 | 4-1 | 0-0-1 | 4-1 | t1st | George Sauer |
| 1947 | 8-1-2 | 6-0 | 3-0-1 | 0-1-1 | 4-0-1 | t1st | George Sauer |

Orange Bowl



SEASON RESULTS

Big Seven Conference (1948-1956)

| Year | Overall | Home | Away | Neutral | Conf. | Finish | Coach |
|------|---------|-------|------|---------|-------|--------|--------------|
| 1948 | 7-3-0 | 3-2 | 4-1 | -- | 4-2 | 3rd | J.V. Sikes |
| 1949 | 5-5-0 | 2-3 | 3-2 | -- | 2-4 | 5th | J.V. Sikes |
| 1950 | 6-4-0 | 2-3 | 4-1 | -- | 3-3 | 4th | J.V. Sikes |
| 1951 | 8-2-0 | 5-0 | 3-2 | -- | 4-2 | 3rd | J.V. Sikes |
| 1952 | 7-3-0 | 4-2 | 3-1 | -- | 3-3 | 5th | J.V. Sikes |
| 1953 | 2-8-0 | 1-4 | 1-4 | -- | 2-4 | t4th | J.V. Sikes |
| 1954 | 0-10-0 | 0-6 | 0-4 | -- | 0-6 | 7th | Chuck Mather |
| 1955 | 3-6-1 | 3-2-1 | 0-4 | -- | 1-4-1 | t5th | Chuck Mather |
| 1956 | 3-6-1 | 0-4-1 | 3-2 | -- | 2-4 | t5th | Chuck Mather |

Big Eight Conference (1957-1995)

| Year | Overall | Home | Away | Neutral | Conf. | Finish | Coach |
|------|---------|-------|-------|---------|-------|--------|----------------|
| 1957 | 5-4-1 | 3-2 | 2-2-1 | -- | 4-2 | 2nd | Chuck Mather |
| 1958 | 4-5-1 | 2-3 | 2-1-1 | 0-1 | 3-2-1 | 4th | Jack Mitchell |
| 1959 | 5-5-0 | 4-1 | 1-4 | -- | 3-3 | 3rd | Jack Mitchell |
| 1960 | 7-2-1 | 3-1-1 | 4-1 | -- | 4-2-1 | 3rd | Jack Mitchell |
| 1961 | 7-3-1 | 3-1-1 | 3-2 | 1-0 | 5-2 | t2nd | Jack Mitchell |
| 1962 | 6-3-1 | 2-3 | 4-0-1 | -- | 4-2-1 | 4th | Jack Mitchell |
| 1963 | 5-5-0 | 3-2 | 2-3 | -- | 3-4 | t4th | Jack Mitchell |
| 1964 | 6-4-0 | 3-2 | 3-2 | -- | 5-2 | 3rd | Jack Mitchell |
| 1965 | 2-8-0 | 2-3 | 0-5 | -- | 2-5 | t5th | Jack Mitchell |
| 1966 | 2-7-1 | 0-4 | 2-3-1 | -- | 0-6-1 | t7th | Jack Mitchell |
| 1967 | 5-5-0 | 4-1 | 1-4 | -- | 5-2 | t2nd | Pepper Rodgers |
| 1968 | 9-2-0 | 6-1 | 4-0 | 0-1 | 6-1 | t1st | Pepper Rodgers |
| 1969 | 1-9-0 | 1-4 | 0-5 | -- | 0-7 | 8th | Pepper Rodgers |
| 1970 | 5-6-0 | 3-3 | 2-3 | -- | 2-5 | t6th | Pepper Rodgers |
| 1971 | 4-7-0 | 4-2 | 0-5 | -- | 2-5 | t5th | Don Fambrough |
| 1972 | 4-7-0 | 1-5 | 3-2 | -- | 3-4 | t4th | Don Fambrough |
| 1973 | 7-4-1 | 5-0-1 | 2-3 | 0-1 | 4-2-1 | t2nd | Don Fambrough |
| 1974 | 4-7-0 | 2-3 | 2-4 | -- | 1-6 | t7th | Don Fambrough |
| 1975 | 7-5-0 | 3-3 | 4-1 | 0-1 | 4-3 | 4th | Bud Moore |
| 1976 | 6-5-0 | 3-3 | 3-2 | -- | 2-5 | 7th | Bud Moore |
| 1977 | 3-7-1 | 3-1-1 | 0-6 | -- | 2-4-1 | 6th | Bud Moore |
| 1978 | 1-10-0 | 1-5 | 0-6 | -- | 0-7 | 8th | Bud Moore |
| 1979 | 3-8-0 | 2-4 | 1-4 | -- | 2-5 | t5th | Don Fambrough |
| 1980 | 4-5-2 | 1-4 | 3-1-2 | -- | 3-3-1 | 4th | Don Fambrough |
| 1981 | 8-4-0 | 6-1 | 2-2 | 0-1 | 4-3 | t3rd | Don Fambrough |
| 1982 | 2-7-2 | 2-4 | 0-3-2 | -- | 1-5-1 | t6th | Don Fambrough |
| 1983 | 4-6-1 | 3-3 | 1-3-1 | -- | 2-5 | t6th | Mike Gottfried |
| 1984 | 5-6-0 | 3-2 | 2-4 | -- | 4-3 | 4th | Mike Gottfried |
| 1985 | 6-6-0 | 5-2 | 1-4 | -- | 2-5 | 6th | Mike Gottfried |
| 1986 | 3-8-0 | 3-4 | 0-4 | -- | 0-7 | 8th | Bob Valesente |
| 1987 | 1-9-1 | 1-5 | 0-4-1 | -- | 0-6-1 | t7th | Bob Valesente |
| 1988 | 1-10-0 | 1-5 | 0-5 | -- | 1-6 | 7th | Glen Mason |
| 1989 | 4-7-0 | 2-4 | 2-3 | -- | 2-5 | 6th | Glen Mason |
| 1990 | 3-7-1 | 2-4 | 1-3-1 | -- | 2-4-1 | t4th | Glen Mason |
| 1991 | 6-5-0 | 4-2 | 2-3 | -- | 3-4 | 5th | Glen Mason |
| 1992 | 8-4-0 | 4-2 | 3-2 | 1-0 | 4-3 | 3rd | Glen Mason |
| 1993 | 5-7-0 | 4-2 | 1-4 | 0-1 | 3-4 | 5th | Glen Mason |
| 1994 | 6-5-0 | 3-3 | 3-2 | -- | 3-4 | 5th | Glen Mason |
| 1995 | 10-2-0 | 6-1 | 3-1 | 1-0 | 5-2 | t2nd | Glen Mason |

Big 12 Conference (1996-Present)

| Year | Overall | Home | Away | Neutral | Conf. | Finish | Coach |
|--------|------------|------------|------------|---------|------------|-----------|--------------|
| 1996 | 4-7-0 | 1-4 | 3-3 | -- | 2-6 | 5th North | Glen Mason |
| 1997 | 5-6-0 | 5-1 | 0-5 | -- | 3-5 | 5th North | Terry Allen |
| 1998 | 4-7-0 | 3-3 | 1-4 | -- | 1-7 | 5th North | Terry Allen |
| 1999 | 5-7-0 | 5-2 | 0-5 | -- | 3-5 | 4th North | Terry Allen |
| 2000 | 4-7-0 | 3-3 | 1-4 | -- | 2-6 | 5th North | Terry Allen |
| 2001 | 3-8-0 | 2-5 | 1-3 | -- | 1-7 | 6th North | Terry Allen |
| 2002 | 2-10-0 | 1-5 | 1-5 | -- | 0-8 | 6th North | Mark Mangino |
| 2003 | 6-7-0 | 5-2 | 1-4 | 0-1 | 3-5 | 4th North | Mark Mangino |
| 2004 | 4-7-0 | 3-3 | 1-4 | -- | 2-6 | 5th North | Mark Mangino |
| 2005 | 7-5-0 | 6-0 | 0-4 | 1-1 | 3-5 | 5th North | Mark Mangino |
| 2006 | 6-6-0 | 5-2 | 1-4 | -- | 3-5 | 4th North | Mark Mangino |
| Totals | 542-537-58 | 322-230-24 | 192-283-28 | 28-24-6 | 226-348-28 | | |



COACHES RECORDS

Record By Decade

| Years | Overall | Home | Away | Neutral | Conference |
|---------------|-------------------|-------------------|-------------------|----------------|-------------------|
| 1890-1899 | 57-18-2 | 27-3-1 | 16-8-0 | 14-7-1 | 0-0-0 |
| 1900-1909 | 63-25-7 | 37-11-2 | 19-10-3 | 7-4-2 | 8-2-0 |
| 1910-1919 | 45-23-8 | 31-10-4 | 14-13-3 | 0-0-1 | 16-13-4 |
| 1920-1929 | 32-37-10 | 23-16-5 | 9-21-5 | 0-0-0 | 21-31-8 |
| 1930-1939 | 37-44-8 | 16-20-5 | 21-24-3 | 0-0-0 | 17-27-3 |
| 1940-1949 | 45-48-6 | 25-15-1 | 20-31-3 | 0-2-2 | 21-29-2 |
| 1950-1959 | 43-53-4 | 24-26-2 | 19-26-2 | 0-1-0 | 25-33-2 |
| 1960-1969 | 50-48-4 | 24-23-2 | 25-24-2 | 1-1-0 | 34-33-3 |
| 1970-1979 | 44-66-2 | 27-29-2 | 17-35-0 | 0-2-0 | 22-46-2 |
| 1980-1989 | 38-68-6 | 27-34-0 | 11-33-6 | 0-1-0 | 19-48-3 |
| 1990-1999 | 56-57-1 | 36-23-0 | 18-33-1 | 2-1-0 | 29-44-1 |
| 2000-Present | 32-50-0 | 25-20-0 | 6-28-0 | 1-2-0 | 14-42-0 |
| Totals | 542-537-58 | 322-230-24 | 192-283-28 | 28-24-6 | 226-348-28 |

All-Time Coaches Records

| Coach | Years | Seasons | W-L-T | Pct |
|----------------------|---------------|------------|-------------------|-------------|
| No Coach | 1890 | 1 | 1-2-0 | .333 |
| 1. E. M. Hopkins | 1891 | 1 | 7-0-1 | .938 |
| 2. A. W. Shepard | 1892-93 | 2 | 9-6-0 | .600 |
| 3. Hector Cowan | 1894-96 | 3 | 15-7-1 | .674 |
| 4. Wylie G. Woodruff | 1897-98 | 2 | 15-3-0 | .833 |
| 5. Fielding H. Yost | 1899 | 1 | 10-0-0 | 1.000 |
| 6. Charles Boynton | 1900 | 1 | 2-5-2 | .333 |
| 7. John Outland | 1901 | 1 | 3-5-2 | .400 |
| 8. Arthur Curtis | 1902 | 1 | 6-4-0 | .600 |
| 9. Harrison Weeks | 1903 | 1 | 6-3-0 | .667 |
| 10. A. R. Kennedy | 1904-10 | 7 | 52-9-4 | .831 |
| 11. Ralph W. Sherwin | 1911 | 1 | 4-2-2 | .625 |
| 12. Arthur Mosse | 1912-13 | 2 | 9-7-0 | .563 |
| 13. H. M. Wheaton | 1914 | 1 | 5-2-1 | .688 |
| 14. Herman Olcott | 1915-17 | 3 | 16-7-1 | .688 |
| 15. Jay Bond | 1918 | 1 | 2-2-0 | .500 |
| 16. Leon McCarty | 1919 | 1 | 3-2-3 | .563 |
| 17. Forrest C. Allen | 1920 | 1 | 5-2-1 | .688 |
| 18. Potsy Clark | 1921-25 | 5 | 16-17-6 | .487 |
| 19. Franklin Cappon | 1926-27 | 2 | 5-10-1 | .344 |
| 20. Bill Hargiss | 1928-32 | 4 | 18-16-2 | .528 |
| 21. Ad Lindsey | 1932-38 | 7 | 23-30-8 | .443 |
| 22. Gwinn Henry | 1939-42 | 4 | 9-27-0 | .250 |
| 23. Henry Shenk | 1943-45 | 3 | 11-16-3 | .417 |
| 24. George Sauer | 1946-47 | 2 | 15-3-3 | .786 |
| 25. J. V. Sikes | 1948-53 | 6 | 35-25-0 | .583 |
| 26. Chuck Mather | 1954-57 | 4 | 11-26-3 | .313 |
| 27. Jack Mitchell | 1958-66 | 9 | 44-42-5 | .511 |
| 28. Pepper Rodgers | 1967-70 | 4 | 20-22-0 | .476 |
| 29. Don Fambrough | 1971-74 | 4 | 19-25-1 | .433 |
| | 1979-82 | 4 | 17-24-4 | .422 |
| | Totals | 8 | 36-49-5 | .428 |
| 30. Bud Moore | 1975-78 | 4 | 17-27-1 | .389 |
| 31. Mike Gottfried | 1983-85 | 3 | 15-18-1 | .456 |
| 32. Bob Valesente | 1986-87 | 2 | 4-17-1 | .205 |
| 33. Glen Mason | 1988-96 | 9 | 47-54-1 | .466 |
| 34. Terry Allen | 1997-2001 | 5 | 20-33-1 | .379 |
| Tom Hayes* | 2001 | 1 | 1-2-0 | .333 |
| 35. Mark Mangino | 2002-pres. | 5 | 25-35-0 | .417 |
| Totals | | 117 | 542-537-58 | .502 |

* Tom Hayes served as interim head coach for the final three games in 2001



Don Fambrough coached the Jayhawks from 1971-74 and 1979-82. He remains a popular figure around Memorial Stadium.



MEMORIAL STADIUM



For the 87th straight season Kansas will play home games in Memorial Stadium, which was built in 1921. The Jayhawks own a 223-206-16 all-time record in the facility, which is tied for the seventh-oldest college stadium in the nation.

Only six other division I schools – Cincinnati (1916), Georgia Tech (1913), Mississippi State (1915), Oklahoma State (1920), Washington (1920) and Wisconsin (1917) – currently play in older stadiums. Kansas, Stanford and Tennessee play in stadiums that were opened in 1921.

Prior to the completion of Memorial Stadium, KU played in old Central Park (1890-91) and McCook Field (1892-1920).

The 50,971-seat stadium is also host to the prestigious Kansas Relays, as well as community, musical and athletic events.

Memorial Stadium Chronology

1919

The University of Kansas initiates the Million Dollar Drive, designed as a fund-raising campaign to secure funds for the construction of a memorial honoring the KU students who died during World War I.

1920

Phog Allen, in his only football season as head coach, rallies his team from a 20-0 halftime deficit to a 20-20 tie against Nebraska. The following Monday, students and faculty gather to celebrate the comeback and more than \$200,000 is pledged over a three-day period to build a concrete stadium.

1921

In the first game in Memorial Stadium, KU defeated Kansas State, 21-7 in front of 5,160 fans on Oct. 3, 1921. When the stadium was completed, the east and west stands had a capacity of 22,000.

1922

On Nov. 11 just prior to the KU-Nebraska game, Memorial Stadium was formally dedicated.

1925

The east and west sections were extended to the south. On Oct. 3, a record crowd of 20,640 watched Kansas defeat Oklahoma A&M, 31-3.

1927

Phog Allen's dream of a horseshoe-type stadium turns into reality as the north bowl is completed and the stadium capacity is increased to 35,000.

1963

The west stands are expanded 26 rows, raising the capacity to 44,900. Also added is a new pressbox.

1965

The east stands are expanded and capacity grows to 51,500.

1970

The natural grass surface is replaced with artificial turf.

1978

A \$1.8 million renovation of Memorial Stadium includes improvements to repair concrete, replacing the original wooden seats, adding new dressing rooms and additions to the pressbox. Also, a new artificial turf is added.

1987

The old south endzone bleachers are removed.

1990

A new AstroTurf field is installed in the summer prior to the start of the 1990 season.

1992

Permanent bleachers are added in the south endzone increasing the capacity to 50,250.

1997

Four standards of permanent lights added.

1999

The completion of a two-year, \$26 million, renovation project which included extensive infrastructure repairs, new concourse with improved concession stands and restrooms, new home lockerroom, a new pressbox with 36 scholarship suites and expanded facilities for radio, television and print media and a new elevator. In addition, the 1999 season marked the debut of a new video board in the south endzone.

2000

Internet users were able to watch on a user-controlled web cam as the old AstroTurf was removed and a new AstroPlay surface was installed.

2007

Construction on a \$31 million dollar Anderson Family Football Complex, which will house the football program, began with completion expected prior to the 2008 season.



KU HALL OF FAME

The University of Kansas Athletics Hall of Fame was established to formally recognize outstanding individuals and teams and to preserve the heritage and tradition of the University's athletics program.

The Hall of Fame is monitored by the Kansas Athletics Board, with Director of Athletics Lew Perkins serving as the executive officer.

Individuals are eligible for the Hall by achieving any of the following:

- Olympic Medalist
- U.S. Olympic Team Member
- World or American Record Holder
- NCAA Individual Champion
- Consensus First-Team All-America

Head coaches are eligible by coaching at NCAA Championship team.

Teams are eligible based on accomplishments for a particular season (i.e. Final Four, World Series or Bowl teams).

Special admittance is the other criteria considered. Some individuals and teams may be considered for bringing national distinction and honor to KU.

Football (16)

- Nolan Cromwell
- Bobby Douglass
- Ray Evans
- John Hadl
- David Jaynes
- Bruce Kallmeyer
- Curtis McClinton
- Mike McCormack
- George Mrkonic
- Willie Pless
- Gil Reich
- John Riggins
- Gale Sayers
- Otto Schnellbacher
- Oliver Spencer
- John Zook

Golf (1)

- Marilynn Smith

Softball (4)

- Tracy Bunge
- Sheila Connolly
- Jill Larson
- Camille Spitaleri

Swimming & Diving (3)

- Ron Neugent
- Michelle Rojohn
- Tammy Thomas

Tennis (2)

- Rebecca Jensen
- Nora Koves

Track & Field/ Cross Country (58)

- Lee Adams
- Bill Alley
- Gary Ard
- Jim Bausch
- Terry Beucher
- Les Bitner
- Dick Blair
- David Blutcher
- Leo Bookman
- Jeff Buckingham

- George Byers
- Sheila Calmese
- Frank Cindrich
- Sam Colson
- Glenn Cunningham
- Cliff Cushman
- Elwyn Dees
- Bob Devinney
- Emmett Edwards
- Allen Frame
- Herold Hadley
- Theo Hamilton
- Deon Hogan
- Scott Huffman
- Ron Jessie
- Jan Johnson
- J.W. Johnson
- Roger Kathol
- Kristi Kloster
- Doug Knop
- John Lawson
- Eddie Lewis
- Mark Lutz
- Brian McElroy
- Billy Mills
- Ralph Moody
- Kevin Newell
- Bill Nieder
- Jim Niehouse
- Al Oerter
- Sanya Owolabi
- Tom Poor
- Terry Porter
- Carl Rice
- Michael Ricks
- Scott Russell
- Jim Ryun
- Karl Salb
- Wes Santee
- Tom Scavuzzo
- Herb Semper
- Herb Shelby
- Randy Smith
- Dennis Stewart
- Charlie Tidwell
- Jay Wagner
- Cliff Wiley
- Steve Wilhelm

Baseball (6)

- Jeff Berblinger
- Stirling Coward
- Matt Gundelfinger
- Josh Kliner
- Steve McGreevey
- John Trombold

Basketball (34)

- Tusten Ackerman
- Angela Aycock
- Charlie B. Black
- Charlie T. Black
- B.H. Born
- Bill Bridges
- Wilt Chamberlain
- Nick Collison
- Forrest Cox
- Tamecka Dixon
- Ray Ebling
- Paul Endacott
- Harold Engleman

- Ray Evans
- Drew Gooden
- Gale Gordon
- Bill Johnson
- Tommy Johnson
- Raef LaFrentz
- A.C. Lonborg
- Clyde Lovellette
- Danny Manning
- Ted O'Leary
- Al Peterson
- Paul Pierce
- Fred Pralle
- Dave Robisch
- Ralph Sproull
- Bud Stallworth
- Darnell Valentine
- Jacque Vaughn
- Walter Wesley
- Jo Jo White
- Lynette Woodard



KU HALL OF FAME

Wrestling (1)

Pete Mehringer

Special Admittance (10)

Ed Elbel

Max Falkenstien

Jim Hershberger

Bob Lockwood

James Naismith

Dean Nesmith

Don Pierce

Dick Reamon

Floyd Temple

Jerry Waugh

Coaches

Football Bowl Teams (6)

George Sauer

Jack Mitchell

Pepper Rodgers

Don Fambrough

Bud Moore

Glen Mason

Basketball Final Four (5)

F.C. "Phog" Allen

Dick Harp

Ted Owens

Larry Brown

Roy Williams

Track Top 10 (7)

Bill Easton

Bob Timmons

Terri Anderson

Bill Hargiss

Brutus Hamilton

Stanley Redwine

Gary Schwartz

Baseball College World Series (1)

Dave Bingham

Softball (3)

Sharon Drysdale

Kalum Haack

Bob Stanclift

Tennis (1)

Chuck Merzbacher

Director of Athletics

Dr. F.C. Allen

Gwinn Henry

E.C. Quigley

A.C. Lonborg

Wade Stinson

Clyde Walker

Marian Washington

Bob Marcum

Monte Johnson

Bob Frederick

Teams

Baseball

1993 College World Series

Basketball - Men

1922 National Champions

1923 National Champions

1940 NCAA Final Four

1952 NCAA Champions

1953 NCAA Final Four

1957 NCAA Final Four

1966 NCAA Regional Finals

1971 NCAA Final Four

1974 NCAA Final Four

1986 NCAA Final Four

1988 NCAA Champions

1991 NCAA Final Four

1993 NCAA Final Four

1996 NCAA Regional Finals

2002 NCAA Final Four

2003 NCAA Final Four

Cross Country - Men

1950 NCAA - Fourth

1951 NCAA - Second

1953 NCAA Champions

1954 NCAA - Fourth

1955 NCAA - Second

1956 NCAA - Second

1957 NCAA - Fifth

1961 NCAA - Fourth

1963 NCAA - Fourth

1965 NCAA - Sixth

1989 NCAA - Tenth

Football

1948 Orange Bowl

1961 Bluebonnet Bowl

1969 Orange Bowl

1973 Liberty Bowl

1975 Sun Bowl

1981 Hall of Fame Bowl

1992 Aloha Bowl

1995 Aloha Bowl

Softball

1972 AIAW College World Series

1973 AIAW College World Series

1974 AIAW College World Series

1975 AIAW College World Series

1976 AIAW College World Series

1977 AIAW College World Series

1979 AIAW College World Series

1992 NCAA College World Series

Swimming & Diving Women

1983 NCAA - Seventh

Tennis - Women

1994 NCAA - Eighth

Indoor Track - Men

1965 NCAA - 10th

1966 NCAA Champions

1967 NCAA - Third

1968 NCAA - Fourth

1969 NCAA - Champions

1970 NCAA - Champions

1971 NCAA - Fourth

1973 NCAA - Second

1975 NCAA - Second

1978 NCAA - Fourth

1979 NCAA - Fourth

1980 NCAA - Fourth

1989 NCAA - Fourth

2001 NCAA - Eighth

2002 NCAA - Eighth

Indoor Track - Women

1979 AIAW - Third

Outdoor Track - Men

1932 NCAA - Tenth

1933 NCAA - Sixth

1952 NCAA - Ninth

1953 NCAA - Sixth

1955 NCAA - Fourth

1956 NCAA - Second

1957 NCAA - Fourth

1958 NCAA - Second

1959 NCAA Champions

1960 NCAA Champions

1969 NCAA - Second

1970 NCAA Champions

1971 NCAA - Fifth

1972 NCAA - Fifth

1974 NCAA - Seventh

1975 NCAA - Fifth

1976 NCAA - Ninth

1978 NCAA - Sixth



HALL OF ATHLETICS



The Booth Family Hall of Athletics is a 26,000-square-foot museum adjacent to the east side of Allen Fieldhouse. The facility opened in January 2006 and is open year-round, allowing Jayhawk fans everywhere to experience the history and tradition of Kansas Athletics. The Hall honors KU's historic athletics programs, its coaches and student-athletes, past and present.

The Hall was made possible through more than \$5 million in gifts and pledges from the children and grandchildren of the late Gilbert and Betty Booth, longtime Jayhawk fans and Lawrence residents. Booth family members who pledged their support to the Hall are David and Suzanne Booth of Los Angeles, and their children, Erin and Chandler; Mark and Lauren Bacich Booth of London, and their children, Miles, Coco and Cyrus; Mark and Jane Booth Berkley of Tescott, Kan., and their children and spouses, Stuart and Tina Berkley, Elizabeth Berkley and Melissa and Marco Ungaschik.

The Booth Family Hall of Athletics is divided into several different exhibit areas including...

Game and The Gear: Highlights the 18 current athletic teams at KU and focuses on the recent athletes and achievements.

The Story of Sport: Takes you on a walk through the history of Kansas Athletics, beginning in 1879 with the introduction of baseball, up to the most recent events. This section also features two Olympic cases and a case dedicated to Wilt Chamberlain.

KANSAS Experience Wall: Highlights traditions of Kansas athletics, including Crimson and Blue, the Marching Band, Cheerleading, Fan Traditions, Rivalries and Media.

Hall of Champions: Contains many of the conference and national championship trophies, as well as the Hall of Fame wall.

The Booth Family Hall of Athletics is a must-see for any Jayhawk fan or Kansas resident. There's also a beautiful gift shop located in the Hall.

Features of the Booth Family Hall of Athletics...



Main Display Area First Floor
New -- 10,930 square feet
Renovated -- 7,015 square feet
Main Display Area Second Floor
New -- 7,560 square feet
Renovated -- 500 square feet
Exhibit Hall -- 8,415 square feet
Main Floor -- 7,275 square feet
Balcony -- 1,140 square feet
Naismith Lounge -- 2,260 square feet
Jayhawk Den -- 400 square feet
KU Store -- 1,690 square feet
Ticket Office -- 1,230 square feet
(4 exterior windows; 2 interior windows)
Terrazzo 38-foot Jayhawk
Large Skylight at entry





ADMINISTRATION

Dr. Robert Hemenway Chancellor

Dr. Robert Hemenway's life has been marked by accomplishment as an administrator, teacher and scholar.

As the 16th chancellor of the University of Kansas, he is the chief executive for the university, which spans the main campus in Lawrence, the Edwards Campus in Overland Park, the Medical Center campus in Kansas City, Kan., and its clinical branch in Wichita.

Leaders of other universities recognize Hemenway's administrative talents. In 2002, Hemenway was elected to chair the 18-member NCAA Division I board of directors, a position he held through January 2005. This appointment followed two terms as chairman of the board for the Big 12 Conference. From 2005-2006, he served on the NCAA Division I President's Task Force.

Since coming to KU in 1995, Hemenway has streamlined KU administration, made the university more student-centered, and overseen KU's growing national reputation. Under Hemenway's leadership, KU has set a goal to be recognized as a Top 25 public university. A growing list of nationally ranked academic programs and achievements of faculty and students support this goal. U.S. News & World Report ranks KU's academic reputation as 31st among public universities and 24 of KU's graduate programs 25th or higher among similar programs at public universities. KU's graduate programs in city management and urban policy and special education are ranked first in the nation.

KU has experienced record enrollments in each of the last three years with 29,624 students enrolled in Fall 2005. The student body continues to be highly qualified with an average ACT score well above the national mean. In addition, Kansas ranked 12th in the nation among public universities in 2005-06 for the number of freshman National Merit Scholars. KU students win several of the nation's most prestigious awards every year, including the Rhodes, Goldwater, Marshall, and Udall Scholarships. A selection of 10 Academic All-Americans during 2005-06 athletic season brought the number of KU student-athletes chosen for this honor since 1990 to 53.

Research funding at KU, a major source for Kansas economic development, has climbed steadily, reaching a record \$281 million in fiscal year 2005. In May 2005, the KU Edwards Campus in Overland Park became the home of the fourth Confucius Institute in the United States, which will offer community-based Chinese language instruction to businesses, schools, government and non-profit organizations throughout the region. The university's number one priority is to achieve National Cancer Institute (NCI) designation for the KU Cancer Center, located at the KU Medi-



cal Center in Kansas City. This designation will enable superior cancer research and care for citizens in the state and region.


In Kansas, Hemenway has performed a complex balancing act, positioning KU as a major player in the movement to make the Greater Kansas City area a national center for life sciences and information technology, while at the same time forging stronger connections with the rural counties of western Kansas.

"To me, both Kansas and Kansas City are filled with opportunity," Hemenway says. "KU wants to be a better partner to the entire state."

Hemenway remains a committed scholar and teacher. He is known for his biography of African-American novelist Zora Neale Hurston, a "Best Books" pick by the New York Times in 1978 and a Quality Paperback Book Club selection in 1991. Hemenway is teaching a 7:30 a.m. undergraduate English course this fall.

The chancellor and his wife, Leah, live in the Outlook, the KU chancellor's official residence. Four of the chancellor's eight children are graduates of KU. The Hemenways have six grandchildren.

ADMINISTRATION



Lew Perkins

Director of Athletics

Lew Perkins has served as Director of Athletics at the University of Kansas since June 2003. He arrived at KU after achieving nationally recognized success as athletics director at the University of Connecticut. Kansas Athletics has experienced tremendous growth and success during Perkins' short tenure.

- In the spring of 2007, the student-athletes in KU's 18-sport program achieved unprecedented success in the classroom. KU student-athletes combined for a 3.02 aggregate GPA, the department's highest since these statistics have been kept. Nine teams posted 3.0 grade-point averages or better and 247 student-athletes on active rosters (61 percent) posted a 3.0 GPA or higher, including 36 with perfect 4.0 GPAs.

- The football team won the 2005 Fort Worth Bowl and has participated in a bowl game in two of the last four years;

- The men's basketball team reached the Elite Eight of the NCAA Championship twice – in 2004 and 2007 – and has won the last three Big 12 Conference regular-season championships, as well as the 2006 and 2007 Big 12 tournament titles;

- The women's volleyball team has appeared in three NCAA tournaments in the last four years, reaching the second round in 2003 and 2004;

- The women's soccer team has appeared in two NCAA tournaments, reaching the Sweet 16 in 2003;

- The softball team won the Big 12 Championship in 2006 and reached the NCAA tournament for the second straight season;

- The baseball team won the Big 12 Championship in 2006 and reached the NCAA tournament for the first time since 1994;

- The women's basketball team reached the 2006 Women's National Invitation Tournament, its first postseason appearance since 2000;

- Fourteen KU student-athletes qualified for the 2007 NCAA outdoor track and field championships, the most under seven-year head coach Stanley Redwine. Eight of those individuals earned All-American accolades, the most individual outdoor All-Americans in KU history, excluding relay teams.

- Kansas Athletics fundraising has reached unprecedented levels. Under Perkins, KU's \$27-million athletics budget has grown to more than \$50 million. That fundraising, including landmark apparel and corporate-partner contracts, has resulted in greater services for KU coaches and student-athletes, and numerous upgrades in KU's athletics facilities:

- The Booth Family Hall of Athletics, which opened in January 2006 in Allen Fieldhouse, celebrates the tradition and history of Kansas Athletics;

- The spirit and aura of Allen Fieldhouse has been enhanced by renovations that were completed prior to the 2005-06 season, include freshly painted bleachers, new windows, new lighting and sound systems, and a new center-hung scoreboard, which includes a large, state-of-the-art video board;

- The baseball complex now includes an indoor hitting facility and a new

scoreboard, complete with a large, state-of-the-art video board;

- With funding secured, construction has begun on the Anderson Family Football Complex and practice fields adjacent to Memorial Stadium;

- A new Aquatic Rehabilitation Center houses three Hydroworx pools that enhance rehabilitation efforts under the guidance and supervision of the University of Kansas Sports Medicine Staff.

Perkins has served on many NCAA, Big 12 Conference and other prestigious committees. His current NCAA obligations include the Basketball Issues Committee. At the conference level, Perkins serves as a member of the Big 12 Television Committee, and has served as Chair of the Big 12 Board of Athletics Directors. In spring 2005 he was named to the Board of Directors of the Naismith Basketball Hall of Fame. Additionally, he is a member of the Gatorade Board of Directors.

At Connecticut (1990-2003), Perkins was instrumental in guiding UConn athletics to impressive growth – **athletically, academically and financially**. His leadership influenced six NCAA Division I National Championships.

He was rewarded in 2000 as the inaugural winner of the National Athletic Director of the Year Award as selected by Street & Smith's Sports Business Journal, in conjunction with the National Association of Collegiate Directors of Athletics (NACDA).

A native of Chelsea, Mass., Perkins was inducted into his high school Hall of Fame in 1989. A highly recruited basketball player, he played at the University of Iowa (1965-67) for Hall of Fame coach and KU graduate Ralph Miller. Perkins earned his undergraduate degree there in 1967.

Perkins served as Director of Athletics (1969-80) and head basketball coach (1969-79) at the University of South Carolina Aiken as that institution grew from a junior college to a four-year institution. He received his master's degree in education (1975) from the University of South Carolina. Perkins delivered the commencement address and received an honorary Doctor of Education degree at USC Aiken in May 2005.

Perkins also has served as athletics director at the University of Maryland and Wichita State University, and associate director of athletics at the University of Pennsylvania.

Perkins is married to the former Gwen Flaum. Like Lew, Gwen earned an undergraduate degree from Iowa and a master's degree in education from the University of South Carolina. They have two daughters (Amy, husband Brandon Macneill; Holly, husband Tom Halligan) and two granddaughters (Caroline and Alexandra Macneill).

Perkins File

Birthdate
March 24, 1945

Birthplace
Boston, Mass.

Wife
Gwen

Children
Two daughters, Amy and Holly

Education
University of Iowa (1967)

University of South Carolina
Master of Education (1975)

College Athletics Career
1969-80

Director of Athletics
University of South Carolina-Aiken

1980-83
Associate Director of Athletics
University of Pennsylvania

1983-87
Director of Athletics
Wichita State University

1987-90
Director of Athletics
University of Maryland

1990-2003
Director of Athletics
University of Connecticut

2003-present
Director of Athletics
University of Kansas



Lew and Gwen Perkins with dog Benson



WILLIAMS EDUCATIONAL FUND

Kansas Athletics uses a team approach to meet its objective of providing scholarships, facilities and financial resources that will enhance the performance of student-athletes in the classroom and on the fields of competition. The Williams Educational Fund, KU Athletics Development and the KU Endowment Association have joined together to strategically raise funds for student-athlete scholarship support and athletic facilities and to provide unparalleled customer service to KU fans.


UNIVERSITY OF KANSAS WILLIAMS EDUCATIONAL FUND

Regarded as the core of the annual giving program, the Williams Educational Fund is made up of alumni, friends and fans of Kansas Athletics. In 1949, the Outland Club was originated by Dick, Skipper and Odd Williams. The Williams family was responsible for raising over \$2 million dollars for athletics scholarships between 1949 and 1973. In 1973, the Outland Club became known as the Williams Educational Fund to honor the Williams family for its commitment to Kansas Athletics.

This year, the Williams Fund is composed of 5,000 members who contribute annually over \$10 million to pay the scholarship expenses of KU's student-athletes. This generous financial commitment enables our athletics department to provide necessary funding for athletics scholarships and academic support for the 500-plus student-athletes at KU.

As a Williams Fund member you will enjoy unique benefits, including priority seating and parking for football and basketball. In addition, you will feel the fellowship and pride that goes along with supporting a KU student-athlete with a quality education and the opportunity to compete on a national level. Private support from individual donors is vital to athletic success.

Williams Fund members are regarded as part of the team and receive invitations to a variety of events and functions featuring KU coaches and administrators. Members are also recognized in Kansas Athletics publications.



If you would like more information about how you can become a member of the Williams Educational Fund or to make a major gift to support Kansas Athletics, please call 785-864-3946 or e-mail us at wef@ku.edu.

Other Ways of Supporting the Jayhawks

- Endowed scholarships
- Estate planning
- Memorial gifts
- Capital gifts

BENEFITS FOR ANNUAL GIVING

| | Hall of Fame \$20,000 and up | Champion \$2,500-\$9,999 | All-American \$1,000-\$2,499 | Legend \$500-\$999 | MVP \$250-\$499 | Rock & Chalk \$100-\$249 | Jayhawk \$50-\$99 | Crimson & Blue \$25-\$49 | Quarter \$10-\$24 |
|---|---------------------------------|-----------------------------|---------------------------------|-----------------------|--------------------|-----------------------------|----------------------|-----------------------------|----------------------|
| CONCIERGE SERVICE | | | | | | | | | |
| INVITE TO AD SUITE AT MEMORIAL STADIUM | | | | | | | | | |
| TRAVEL WITH THE JAYHAWKS | | | | | | | | | |
| VIP PARKING | | | | | | | | | |
| SPECIAL PRACTICE INVITATIONS | | | | | | | | | |
| OFFICIALLY LICENSED ADIDAS APPAREL ITEM | | | | | | | | | |
| NAISMITH ROOM INVITATIONS | | | | | | | | | |
| SELL TICKETS ON TICKET MARKETPLACE | | | | | | | | | |
| MEDIA GUIDES | | | | | | | | | |
| BUY TICKETS ON TICKET MARKETPLACE | | | | | | | | | |
| MEMBERSHIP DECAL | | | | | | | | | |
| INVITATIONS TO WEF ACTIVITIES | | | | | | | | | |
| FB TAILGATES | | | | | | | | | |
| PRIORITY POINTS ACTIVATION | | | | | | | | | |
| TAX DEDUCTION | | | | | | | | | |
| POST-SEASON AND PARKING PRIORITY | 1st | 2nd | 3rd | 4th | 5th | 6th | 7th | 8th | 9th |
| AWAY FB TICKET PRIORITY | 1st | 2nd | 3rd | 4th | 5th | 6th | 7th | 8th | 9th |