

IN THIS SECTION

Rushing2
 Passing4
 Receiving6
 Touchdowns8
 Points10
 Field Goals11
 Extra Points12
 Punting13
 Kick Returns14
 Punt Returns15
 Total Offense16
 All-Purpose Yards17
 Tackles18
 Sacks19
 Turnovers20
 Team Records21
 Opponent Records22
 Memorial Stadium23
 Returns for Touchdowns24
 Dual 100-Yard Games25
 200 & 100-Yard Games26



YEARLY LEADERS

Year	Name	Att	Yds	Avg	TD
1941	Robert White	71	311	4.4	—
1942	Bill Hillenbrand	130	498	3.6	—
1943	Jim Allerdice	108	523	4.8	—
1944	Harry Jagade	111	450	4.1	—
1945	George Taliaferro	156	719	4.5	—
1946	Pete Pihos	76	262	3.4	6
1947	Harry Jagade	103	436	4.2	1
1948	George Taliaferro	98	262	2.6	3
1949	Bob Robertson	100	348	3.5	2
1950	Bob Robertson	113	551	4.9	7
1951	Gene Gedman	176	731	4.1	6
1952	Gene Gedman	143	574	4.0	8
1953	Jerry Ellis	69	264	4.8	4
1954	John Bartkiewicz	103	430	4.2	2
1955	John Bartkiewicz	114	456	4.0	2
1956	Bob Fee	134	621	4.6	6
1957	John Meegan	43	114	2.7	0
1958	Ted Smith	89	452	5.1	4
1959	Ted Smith	111	490	3.9	3
1960	Joe Maroon	66	348	5.3	2
1961	Marv Woodson	115	425	3.7	5
1962	Marv Woodson	136	540	4.0	5
1963	Tom Nowatzke	160	756	4.7	5
1964	Tom Nowatzke	150	545	3.6	9
1965	Terry Cole	91	286	3.1	2
1966	Mike Krivoshia	179	675	3.8	3
1967	John Isenbarger	120	579	4.8	4
1968	John Isenbarger	130	669	5.1	5
1969	John Isenbarger	233	1,217	5.2	5
1970	John Motil	101	358	3.5	2
1971	Ken St. Pierre	181	760	4.2	5
1972	Ken Starling	196	781	3.9	7
1973	Ken Starling	180	676	3.8	2
1974	Courtney Snyder	291	1,254	4.3	4
1975	Courtney Snyder	248	1,103	4.4	3
1976	Mike Harkrader	192	1,003	5.2	3
1977	Ric Enis	199	978	4.9	4
1978	Mike Harkrader	198	880	4.4	7
1979	Mike Harkrader	210	807	3.8	6
1980	Lonnie Johnson	118	567	4.8	3
1981	Tim Hines	67	271	4.0	1
1982	Orlando Brown	136	580	4.3	6
1983	Orlando Brown	72	312	4.3	2
1984	Bobby Howard	78	268	3.4	0
1985	Bobby Howard	194	967	5.0	7
1986	Anthony Thompson	191	806	4.2	5
1987	Anthony Thompson	257	1,014	3.9	12
1988	Anthony Thompson	355	1,686	4.7	26
1989	Anthony Thompson	358	1,793	5.0	25
1990	Vaughn Dunbar	250	1,224	4.9	13
1991	Vaughn Dunbar	364	1,805	5.0	12
1992	Brett Law	130	541	4.2	3
1993	Jermaine Chaney	186	716	3.8	6
1994	Alex Smith	265	1,475	5.6	10
1995	Alex Smith	166	769	4.6	3
1996	Alex Smith	292	1,248	4.3	8
1997	De'Wayne Hogan	149	506	3.4	4
1998	Antwaan Randle El	227	873	3.8	10
1999	Levron Williams	118	817	6.9	4
2000	Antwaan Randle El	218	1,270	5.8	13
2001	Levron Williams	212	1,401	6.6	17
2002	Yamar Washington	174	688	4.0	9
2003	BenJarvus Green-Ellis	225	938	4.2	7
2004	BenJarvus Green-Ellis	231	794	3.4	5
2005	Chris Taylor	156	740	4.7	4

CAREER YARDS

1. Anthony Thompson		5,299		
Year	Att	Yds	Avg.	TD
1986	191	806	4.2	5
1987	257	1014	3.9	12
1988	355	1686	4.7	26
1989	358	1793	5.0	24
Totals	1161	5299	4.6	67

2. Antwaan Randle El		3,895		
Year	Att	Yds	Avg.	TD
1998	227	873	3.8	10
1999	224	788	3.5	13
2000	218	1270	5.8	13
2001	188	964	5.1	8
Totals	857	3895	4.5	44

3. Alex Smith		3,492		
Year	Att	Yds	Avg.	TD
1994	265	1475	5.6	10
1995	166	769	4.6	3
1996	292	1248	4.3	8
Totals	723	3492	4.8	21

4. Mike Harkrader		3,257		
Year	Att	Yds	Avg.	TD
1976	192	1003	5.2	2
1978	198	880	4.4	7
1979	210	807	3.8	6
1980	118	567	4.8	3
Totals	718	3257	4.5	18

5. Levron Williams		3,095		
Year	Att	Yds	Avg.	TD
1998	6	56	9.3	0
1999	118	817	6.9	4
2000	116	821	7.1	10
2001	212	1401	6.6	17
Totals	452	3095	6.8	31

6. Vaughn Dunbar		3,029		
Year	Att	Yds	Avg.	TD
1990	250	1224	4.9	13
1991	363	1805	5.0	12
Totals	613	3029	4.9	25

7. Courtney Snyder		2,789		
Year	Att	Yds	Avg.	TD
1973	87	424	4.8	1
1974	291	1254	4.3	4
1975	248	1103	4.4	3
1976	5	8	1.6	0
Totals	631	2789	4.4	8

8. John Isenbarger		2,453		
Year	Att	Yds	Avg.	TD
1967	124	567	4.6	4
1968	130	669	5.1	5
1969	233	1217	5.2	5
Totals	487	2453	5.0	14

9. Lonnie Johnson		2,228		
Year	Att	Yds	Avg.	TD
1977	5	24	4.8	0
1978	81	421	5.2	1
1979	172	708	4.1	7
1980	200	1075	5.4	11
Totals	458	2228	4.9	19

10. Ric Enis		2,096		
Year	Att	Yds	Avg.	TD
1974	3	16	5.3	0
1975	105	427	4.1	3
1976	157	675	4.3	5
1977	199	978	4.9	4
Totals	464	2096	4.5	12

SINGLE-SEASON YARDS

1.	1,805	Vaughn Dunbar	1991
2.	1,793	Anthony Thompson	1989
3.	1,686	Anthony Thompson	1988
4.	1,475	Alex Smith	1994
5.	1,401	Levron Williams	2001
6.	1,270	Antwaan Randle El	2000
7.	1,254	Courtney Snyder	1974
8.	1,248	Alex Smith	1996
9.	1,224	Vaughn Dunbar	1990
10.	1,217	John Isenbarger	1969
11.	1,103	Courtney Snyder	1975
12.	1,075	Lonnie Johnson	1980
13.	1,014	Anthony Thompson	1987
14.	1,003	Mike Harkrader	1976
15.	978	Ric Enis	1977



FOOTBALL

SINGLE-GAME YARDS

1.	377	Anthony Thompson	11/11/89
2.	280	Levron Williams	10/6/01
3.	265	Vaughn Dunbar	9/28/91
4.	251	Levron Williams	11/10/01
5.	245	Alex Smith	11/19/94
6.	241	Levron Williams	10/9/99
7.	240	Brett Law	9/26/92
8.	237	Lonnie Johnson	11/15/80
9.	232	Alex Smith	10/8/94
10.	221	Alex Smith	9/17/94
11.	220	Lonnie Johnson	11/22/80
12.	216	Anthony Thompson	10/21/89
13.	211	Lonnie Johnson	10/4/80
14.	211	Courtney Snyder	11/22/75
15.	210	Antwaan Randle El	10/21/00
	210	Ric Enis	10/29/77

SINGLE-PLAY YARDS

1.	98t	Mickey Erehar	1912
2.	89	Darrick Burnett	9/24/77
3.	85t	Gene Gedman	10/6/51
4.	85t	Larry Marks	1923
5.	83t	Bob Robertson	10/21/50
6.	83t	George Ross	1929
7.	82	Ric Enis	10/2/76
8.	82t	Rick Thompson	9/21/68
9.	82t	Don Veller	1934
10.	81	Alex Smith	9/23/95

t-touchdown

CAREER ATTEMPTS

1.	1,161	Anthony Thompson	1986-89
2.	857	Antwaan Randle El	1998-01
3.	723	Alex Smith	1994-96
4.	718	Mike Harkrader	1976-80
5.	631	Courtney Snyder	1973-76
6.	614	Vaughn Dunbar	1990-91
7.	464	Ric Enis	1974-77
8.	458	Lonnie Johnson	1977-80

SINGLE-SEASON ATTEMPTS

1.	364	Vaughn Dunbar	1991
2.	358	Anthony Thompson	1989
3.	355	Anthony Thompson	1988
4.	292	Alex Smith	1996
5.	291	Courtney Snyder	1974
6.	265	Alex Smith	1994
7.	257	Anthony Thompson	1987
8.	250	Vaughn Dunbar	1990
9.	248	Courtney Snyder	1975
10.	233	John Isenbarger	1969

SINGLE-GAME ATTEMPTS

1.	52	Anthony Thompson	11/11/89
2.	48	Sean Glover	10/14/95
3.	47	Anthony Thompson	10/29/88
4.	44	Alex Smith	11/11/95
5.	43	Alex Smith	10/8/94
6.	43	Anthony Thompson	10/21/89
	43	Anthony Thompson	11/7/88
	43	Darrick Burnett	11/19/77
9.	42	Brett Law	9/26/92
	42	BenJarvus Green-Ellis	11/15/03



Anthony Thompson



Mike Harkrader



Vaughn Dunbar



YEARLY LEADERS

Year	Name	Att.	Comp.	Yds.	TD
1941	Bill Hillenbrand	55	18	412	7
1942	Bill Hillenbrand	102	50	901	11
1943	Bob Hoernschemeyer	155	70	1,136	13
1944	Bob Hoernschemeyer	96	48	727	7
1945	Ben Raimondi	83	35	593	10
1946	Ben Raimondi	73	135	971	8
1947	Del Russell	27	18	519	5
1948	George Taliaferro	95	34	550	3
1949	Nick Sebek	164	72	1,034	7
1950	Lou D'Achille	163	76	980	4
1951	Lou D'Achille	70	33	432	4
1952	Lou D'Achille	151	79	1,025	4
1953	Florian Helinski	146	59	879	4
1954	Florian Helinski	115	46	797	4
1955	Gene Cichowski	102	50	654	3
1956	Steve Filipowski	63	32	391	2
1957	Tom McDonald	123	43	544	1
1958	Tom McDonald	42	15	201	2
1959	John Jackson	55	24	478	6
1960	Woody Moore	51	13	228	3
1961	Byron Broome	117	60	627	3
1962	Woody Moore	109	57	770	3
1963	Richie Badar	94	55	679	2
1964	Richie Badar	245	121	1,571	9
1965	Frank Stavroff	159	74	1,045	8
1966	Frank Stavroff	224	119	1,406	7
1967	Harry Gonso	143	67	931	9
1968	Harry Gonso	163	76	1,109	12
1969	Harry Gonso	207	107	1,336	11
1970	Ted McNulty	126	55	488	1
1971	Ted McNulty	201	95	1,140	6
1972	Ted McNulty	132	74	906	7
1973	Willie Jones	135	76	881	5
1974	Terry Jones	220	129	1,347	11
1975	Terry Jones	135	65	787	3
1976	Scott Arnett	93	42	398	3
1977	Scott Arnett	151	73	796	5
1978	Tim Clifford	130	60	726	4
1979	Tim Clifford	288	160	2,078	13
1980	Tim Clifford	198	105	1,391	13
1981	Babe Laufenberg	252	144	1,788	8
1982	Babe Laufenberg	364	217	2,468	11
1983	Steve Bradley	355	182	2,298	14
1984	Steve Bradley	402	208	2,544	10
1985	Steve Bradley	266	142	1,737	11
1986	Dave Kramme	180	98	1,334	6
1987	Dave Schnell	207	121	1,707	13
1988	Dave Schnell	225	119	1,877	9
1989	Dave Schnell	258	146	1,608	4
1990	Trent Green	128	60	934	4
1991	Trent Green	339	200	2,627	12
1992	Trent Green	278	154	1,780	7
1993	John Paci	258	133	1,796	8
1994	John Paci	176	96	996	6
1995	Chris Dittoe	196	102	1,214	3
1996	Chris Dittoe	159	83	1,035	3
1997	Jay Rodgers	330	192	2,156	6
1998	Antwaan Randle El	273	127	1,745	6
1999	Antwaan Randle El	279	150	2,277	17
2000	Antwaan Randle El	277	133	1,783	13
2001	Antwaan Randle El	231	118	1,664	9
2002	Gibran Hamdan	293	152	2,115	9
2003	Matt LoVecchio	291	155	1,778	3
2004	Matt LoVecchio	271	153	1,951	13
2005	Blake Powers	376	212	2,305	22

CAREER YARDS

1. Antwaan Randle El						7,469
Year	Att	Comp	Pct.	Yds	TD	
1998	273	127	46.5	1745	6	
1999	279	150	53.8	2277	17	
2000	277	133	48.0	1783	10	
2001	231	118	51.1	1664	9	
Totals	1060	528	49.8	7469	42	
2. Steve Bradley						6,579
Year	Att	Comp	Pct.	Yds	TD	
1983	355	182	51.3	2298	14	
1984	402	208	51.7	2544	10	
1985	266	142	53.4	1737	11	
Totals	1023	532	52.0	6579	35	
3. Dave Schnell						5,470
Year	Att	Comp	Pct.	Yds	TD	
1986	32	20	62.5	278	1	
1987	207	121	58.5	1707	13	
1988	225	119	52.9	1877	9	
1989	258	146	56.6	1608	4	
Totals	722	406	56.2	5470	27	
4. Trent Green						5,400
Year	Att	Comp	Pct.	Yds	TD	
1989	10	7	70.0	59	0	
1990	128	60	46.9	934	4	
1991	339	200	59.0	2627	12	
1992	278	154	55.4	1780	7	
Totals	755	421	55.8	5400	23	
5. Tim Clifford						4,338
Year	Att	Comp	Pct.	Yds	TD	
1977	15	8	53.3	143	1	
1978	130	60	46.2	726	4	
1979	288	160	55.6	2078	13	
1980	198	105	53.0	1391	13	
Totals	631	333	52.8	4338	31	
6. Babe Laufenberg						4,256
Year	Att	Comp	Pct.	Yds	TD	
1981	252	144	57.1	1788	8	
1982	364	217	59.6	2468	11	
Totals	616	361	58.6	4256	19	

7. Matt LoVecchio						3,729
Year	Att	Comp	Pct.	Yds	TD	
2003	291	155	53.3	1778	3	
2004	271	153	56.5	1951	13	
Totals	562	308	54.8	3729	16	
8. Harry Gonso						3,446
Year	Att	Comp	Pct.	Yds	TD	
1967	161	73	45.3	1001	9	
1968	163	76	46.6	1109	12	
1969	207	107	51.7	1336	11	
Totals	531	256	48.2	3446	32	
9. Chris Dittoe						3,240
Year	Att	Comp	Pct.	Yds	TD	
1993	50	25	50.0	360	2	
1994	107	58	54.2	631	6	
1995	196	102	52.0	1214	3	
1996	159	83	52.2	1035	3	
Totals	512	268	52.3	3240	14	
10. John Paci						3,119
Year	Att	Comp	Pct.	Yds	TD	
1992	60	33	55.0	327	1	
1993	258	133	51.6	1796	8	
1994	176	96	54.5	996	6	
Totals	494	262	53.0	3119	15	

SINGLE-SEASON YARDS

1.	2,627	Trent Green	1991
2.	2,544	Steve Bradley	1984
3.	2,468	Babe Laufenberg	1982
4.	2,305	Blake Powers	2005
5.	2,298	Steve Bradley	1983

SINGLE-GAME YARDS

1.	408	Jay Rodgers vs. Ball State	9/13/97
2.	390	Babe Laufenberg vs. Iowa	10/9/82
3.	385	Antwaan Randle El vs. Western Michigan	9/12/98
4.	379	John Paci at Penn State	11/6/93
5.	378	Dave Schnell vs. South Carolina	12/28/88

SINGLE-PLAY YARDS

1.	99t	John Paci to Thomas Lewis at Penn State	11/6/93
2.	91t	Lou D'Achille to Bob Robertson vs. Iowa	10/7/50
3.	90	Bob Kramer to Trent Smoc at Kentucky	9/28/74
4.	88t	Dave Schnell to Rob Turner vs. South Carolina	12/28/88
5.	83t	Blake Powers to James Hardy at Wisconsin	10/1/05

t-touchdown



FOOTBALL

CAREER ATTEMPTS

1.	1,060	Antwaan Randle El	1998-01
2.	1,023	Steve Bradley	1983-85
3.	755	Trent Green	1989-92
5.	722	Dave Schnell	1986-89
6.	631	Tim Clifford	1977-80
7.	616	Babe Laufenberg	1981-82

SINGLE-SEASON ATTEMPTS

1.	402	Steve Bradley	1984
2.	376	Blake Powers	2005
3.	364	Babe Laufenberg	1982
4.	355	Steve Bradley	1983
5.	339	Trent Green	1991
6.	330	Jay Rodgers	1997
7.	288	Tim Clifford	1979
8.	293	Gibran Hamdan	2002
9.	291	Matt LoVecchio	2003
10.	279	Antwaan Randle El	1999

CAREER COMPLETIONS

1.	532	Steve Bradley	1983-85
2.	528	Antwaan Randle El	1998-01
3.	421	Trent Green	1989-92
4.	406	Dave Schnell	1986-89
5.	361	Babe Laufenberg	1981-82
6.	333	Tim Clifford	1977-80

SINGLE-SEASON COMPLETIONS

1.	217	Babe Laufenberg	1982
2.	212	Blake Powers	2005
3.	208	Steve Bradley	1984
4.	200	Trent Green	1991
5.	192	Jay Rodgers	1997
6.	182	Steve Bradley	1983
7.	160	Tim Clifford	1979
8.	155	Matt LoVecchio	2003
9.	154	Trent Green	1992
10.	153	Matt LoVecchio	2004

CAREER PERCENTAGE

1.	.586	Babe Laufenberg	1981-82 (361-616)
2.	.564	Blake Powers	2005- (212-376)
3.	.562	Dave Schnell	1986-89 (406-722)
4.	.558	Jay Rodgers	1996-98 (253-453)
5.	.556	Trent Green	1989-92 (414-745)

SINGLE-SEASON PERCENTAGE

1.	.596	Babe Laufenberg	1982 (217-364)
2.	.590	Trent Green	1991 (200-339)
3.	.582	Jay Rodgers	1997 (192-330)
4.	.571	Babe Laufenberg	1981 (144-252)
5.	.565	Matt LoVecchio	2005 (153-273)
5.	.556	Tim Clifford	1979 (160-288)

SINGLE-GAME COMPLETIONS

1.	37	Blake Powers at Iowa	10/15/05
2.	34	Babe Laufenberg vs. Ohio St.	10/23/82
3.	30	Steve Bradley at Northwestern	9/22/84
4.	28	Jay Rodgers vs. Purdue	11/22/97
5.	28	Jay Rodgers vs. Kentucky	9/20/97
6.	28	Trent Green at Kentucky	9/19/92
7.	27	Matt LoVecchio at Northwestern	10/9/04
	27	Steve Bradley vs. Kentucky	9/15/84

SINGLE-GAME ATTEMPTS


1.	56	Babe Laufenberg vs. Ohio State	10/23/82
2.	50	Matt LoVecchio at Northwestern	10/9/04
2.	49	Jay Rodgers vs. Purdue	1/22/97
3.	49	Steve Bradley at Minnesota	10/5/84
4.	48	Gibran Hamdan vs. Iowa	10/19/02
4.	48	Babe Laufenberg vs. Michigan St.	10/30/82
6.	46	Trent Green at Michigan St.	10/3/92
7.	46	Steve Bradley vs. Kentucky	9/15/84
8.	45	Jay Rodgers vs. Kentucky	9/20/97
	45	Steve Bradley at Northwestern	9/22/84

SINGLE-GAME PERCENTAGE


1.	.882	Matt Lovecchio (15 of 17) at Illinois	11/6/04
2.	.786	Tim Clifford (11 of 14) at Colorado	9/27/80
3.	.777	Bob Hoernschemeyer (14 of 18) at Nebraska	1943
4.	.759	Antwaan Randle El (22 of 29) vs. Western Michigan	9/12/98



Dave Schnell



Gibran Hamdan



Trent Green



RECEIVING

FOOTBALL

YEARLY LEADERS

Year	Name	No.	Yds.	Avg.	TD
1941	Charles Jacoby	11	297	27.0	—
1942	Pete Pihos	21	295	14.0	—
1943	Pete Pihos	19	262	13.8	—
1944	Abe Addams	21	332	15.8	—
1945	Mel Groomes	12	223	18.6	—
1946	Mel Groomes	19	232	12.2	0
1947	Lou Mihajlovich	26	346	13.3	2
1948	John McDonnell	14	240	17.1	2
1949	Clint Anderson	28	458	16.4	2
1950	Clint Anderson	20	224	11.2	0
1951	Gene Gedman	18	240	13.3	2
1952	Earl Fisher	27	343	12.7	1
1953	John Bartkiewicz	13	150	11.5	0
1954	Brad Bomba	11	221	20.1	0
1955	Brad Bomba	13	171	13.2	2
1956	Brad Bomba	31	407	13.1	1
1957	Dave Whitsell	14	290	20.7	2
1958	Earl Faison	6	76	12.7	1
1959	Ted Aucreman	13	260	20.0	3
1960	Earl Faison	7	154	22.0	2
1961	Bill Olsavsky	17	237	13.9	2
1962	Marv Woodson	15	200	13.3	1
1963	Bill Malinchak	25	353	14.1	2
1964	Bill Malinchak	46	634	13.8	5
1965	Bill Malinchak	44	699	15.9	7
1966	Bill Couch	45	546	12.1	2
1967	Jade Butcher	38	654	17.2	10
1968	Jade Butcher	44	713	16.2	10
1969	Jade Butcher	37	552	14.9	10
1970	John Andrews	29	268	9.2	1
1971	Alan Dick	25	312	12.5	5
1972	Glenn Scolnik	53	727	13.7	6
1973	Trent Smock	36	505	14.0	5
1974	Trent Smock	31	549	17.7	7
1975	Trent Smock	25	427	17.1	3
1976	Keith Calvin	26	319	12.3	2
1977	Keith Calvin	41	604	14.7	1
1978	Mike Friede	17	412	24.2	3
1979	Bob Stephenson	49	564	11.5	4
1980	Bob Stephenson	26	337	12.9	0
1981	Bob Stephenson	32	230	8.8	1
1982	Duane Gunn	35	764	21.8	5
1983	Duane Gunn	50	815	16.3	6
1984	Len Kenebrew	41	750	18.3	2
1985	Kenny Allen	55	929	16.9	3
1986	Tony Buford	26	416	16.0	1
1987	Ernie Jones	66	1,265	19.2	13
1988	Rob Turner	36	814	22.6	8
1989	Eddie Thomas	38	559	14.7	1
1990	Rob Turner	33	717	21.7	6
1991	Eddie Thomas	54	687	12.7	2
1992	Thomas Lewis	54	685	12.7	5
1993	Thomas Lewis	55	1,058	19.2	7
1994	Eddie Baety	45	559	12.4	4
1995	Sean Glover	33	239	7.2	0
1996	Dorian Wilkerson	40	490	12.2	1
1997	Chris Gall	54	422	7.8	2
1998	Tyrone Browning	47	764	16.3	2
1999	Versie Gaddis	35	633	18.1	3
2000	Versie Gaddis	29	554	19.1	3
2001	Levron Williams	26	289	11.1	2
2002	Courtney Roby	59	1,039	17.6	4
2003	Courtney Roby	45	504	11.2	0
2004	Courtney Roby	55	810	14.7	7
2005	James Hardy	61	893	14.7	10

CAREER YARDS

Rank	Name	Year	No	Yds	Avg.	TD
1.	Courtney Roby			2,254		
	Year	No	Yds	Avg.	TD	
	2004	55	810	14.7	7	
	2003	45	504	11.2	0	
	2002	59	1,039	17.6	4	
	2001	11	171	15.5	1	
	Totals	170	2524	14.8	12	
2.	Ernie Jones			2,361		
	Year	No	Yds	Avg.	TD	
	1984	26	408	15.7	2	
	1985	16	205	12.8	3	
	1986	25	483	19.3	2	
	1987	66	1265	19.2	13	
	Totals	133	2361	17.8	20	
3.	Thomas Lewis			2,324		
	Year	No	Yds	Avg.	TD	
	1991	39	581	14.9	6	
	1992	54	685	12.7	5	
	1993	55	1058	19.2	7	
	Totals	148	2324	15.7	18	
4.	Duane Gunn			2,235		
	Year	No	Yds	Avg.	TD	
	1981	31	656	21.2	3	
	1982	35	764	21.8	5	
	1983	50	815	16.3	6	
	Totals	116	2235	19.3	14	
5.	Jade Butcher			1,810		
	Year	No	Yds	Avg.	TD	
	1967	36	545	15.1	10	
	1968	44	713	16.2	10	
	1969	37	552	14.9	10	
	Totals	117	1810	15.5	30	
6.	Bill Malinchak			1,686		
	Year	No	Yds	Avg.	TD	
	1963	25	353	14.1	2	
	1964	46	634	13.8	5	
	1965	44	699	15.9	7	
	Totals	115	1686	14.7	14	
7.	Eddie Baety			1,617		
	Year	No	Yds	Avg.	TD	
	1991	22	312	14.2	0	
	1992	39	398	10.2	1	
	1993	26	348	13.4	1	
	1994	45	559	12.4	4	
	Totals	132	1617	12.3	6	
8.	Rob Turner			1,603		
	Year	No	Yds	Avg.	TD	
	1987	2	72	36.0	0	
	1988	36	814	22.6	8	
	1990	33	717	21.7	6	
	Totals	71	1603	22.6	14	

Rank	Name	Year	No	Yds	Avg.	TD
9.	Keith Calvin			1,590		
	Year	No	Yds	Avg.	TD	
	1974	29	367	12.7	1	
	1975	26	300	11.5	0	
	1976	26	319	12.3	2	
	1977	41	604	14.7	1	
	Totals	122	1590	13.0	4	
10.	Eddie Thomas			1,575		
	Year	No	Yds	Avg.	TD	
	1988	3	44	14.7	0	
	1989	38	559	14.7	1	
	1990	18	285	15.8	1	
	1991	54	687	12.7	2	



Courtney Roby finished his IU career as the school's all-time leader in receptions and yardage.



FOOTBALL

SINGLE-SEASON YARDS

1.	1,256	Ernie Jones	1987
2.	1,058	Thomas Lewis	1993
3.	1,039	Courtney Roby	2002
4.	893	James Hardy	2005
5.	929	Kenny Allen	1985
6.	837	Glenn Johnson	2002
7.	815	Duane Gunn	1983
8.	814	Rob Turner	1988
9.	810	Courtney Roby	2004
10.	764	Tyrone Browning	1998

SINGLE-GAME YARDS

1.	285	Thomas Lewis	at Penn State	11/6/93
2.	258	Tyrone Browning	vs. W. Mich	9/12/98
3.	256	Nate Lundy	at Colorado	9/27/80
4.	203	James Hardy	at Iowa	10/15/05
5.	198	Courtney Roby	vs. Iowa	10/19/02
6.	197	Duane Gunn	at Iowa	10/10/81
7.	184	Courtney Roby	at Kentucky	9/18/05
	184	Glenn Johnson	at Utah	9/7/02
9.	183	Kenny Allen	at Missouri	9/28/85
10.	182	Rob Turner	vs. S. Carolina	12/28/88
11.	178	Trent Smock	at Kentucky	9/28/74
12.	177	Thomas Lewis	vs. Va. Tech	12/31/93
	177	Bill Couch	at Iowa	10/29/66
14.	175	Glenn Scolnick	vs. TCU	9/23/72
	175	Jade Butcher	at Arizona	10/28/67
15.	173	Trent Smock	vs. Utah	9/27/75

CAREER RECEPTIONS


1.	170	Courtney Roby	2001-2004
2.	148	Thomas Lewis	1991-93
2.	133	Ernie Jones	1984-87
3.	132	Eddie Baety	1991-94
4.	121	Keith Calvin	1974-77
5.	119	Jade Butcher	1967-69
6.	116	Duane Gunn	1981-83
7.	115	Bob Stephenson	1978-81
	115	Bill Malinchak	1963-65
10.	113	Eddie Thomas	1988-91

SINGLE-SEASON RECEPTIONS


1.	66	Ernie Jones	1987
2.	61	James Hardy	2005
2.	59	Courtney Roby	2002
3.	55	Courtney Roby	2005
	55	Kenny Allen	1985
	55	Thomas Lewis	1993
6.	54	Chris Gall	1997
	54	Eddie Thomas	1991
	54	Thomas Lewis	1992
9.	53	Glenn Johnson	2002
	53	Glenn Scolnik	1972

SINGLE-GAME RECEPTIONS

1.	16	Jason Spear	vs. Purdue	11/22/97
2.	13	Tyrone Browning	vs. W. Mich.	9/12/98
3.	12	Thomas Lewis	at Penn State	11/6/93
	12	Thomas Lewis	at Michigan State	10/3/92
	12	James Hardy	at Iowa	10/15/05
6.	11	Courtney Roby	vs. Iowa	10/19/02
	11	Keith Calvin	vs. Michigan State	10/15/77
8.	10	Glenn Johnson	at Utah	9/7/02
	10	Eric Matthews	at Penn State	10/28/95
	10	Eddie Baety	vs. Penn State	11/5/94
	10	Eddie Baety	at Mich. St.	10/3/92
	10	Kenny Allen	at Missouri	9/28/85
	10	Dave Lilja	vs. Navy	9/21/85
	10	Kenny Allen	vs. Louisville	9/14/85
	10	Jade Butcher	at Michigan State	11/1/69
	10	Bill Couch	at Iowa	10/29/66




Ernie Jones



Thomas Lewis



Jason Spear



Courtney Roby



YEARLY LEADERS

Year	Name	Rush	Rec	Ret.	Tot.
1968	Jade Butcher	0	10	0	10
1969	Jade Butcher	0	10	0	10
1970	Richard Thompson	3	0	0	3
	Dan (Rex) Grossman	3	0	0	3
1971	Alan Dick	0	5	0	5
	Ken St. Pierre	5	0	0	5
1972	Ken Starling	7	1	0	8
1973	Dennis Cremeens	5	0	0	6
1974	Trent Smock	0	7	0	7
1975	Ric Enis	3	0	0	3
	Trent Smock	0	3	0	3
	Courtney Snyder	3	0	0	3
1976	Ric Enis	5	0	0	5
1977	Scott Arnett	6	0	0	6
1978	Mike Harkrader	7	0	0	7
1979	Lonnie Johnson	7	2	0	9
1980	Lonnie Johnson	11	0	0	11
1981	Duane Gunn	1	3	1	5
1982	Orlando Brown	6	2	0	8
1983	Duane Gunn	0	6	0	6
	Leonard Kenebrew	0	6	0	6
1984	Orlando Brown	4	0	0	4
1985	Bobby Howard	7	0	0	7
1986	Damon Sweazy	6	0	0	6
1987	Ernest Jones	0	13	0	13
1988	Anthony Thompson	26	0	0	26
1989	Anthony Thompson	25	0	0	25
1990	Vaughn Dunbar	13	0	0	13
1991	Trent Green	13	0	0	13
1992	Thomas Lewis	1	5	0	6
1993	Thomas Lewis	0	7	1	8
1994	Alex Smith	10	0	0	10
1995	Chris Dittoe	4	0	0	4
1996	Alex Smith	8	0	0	8
1997	De'Wayne Hogan	4	0	0	4
1998	Antwaan Randle El	10	1	0	11
1999	Antwaan Randle El	13	0	0	13
2000	Antwaan Randle El	13	0	0	13
2001	Levron Williams	17	2	0	19
2002	Yamar Washington	9	0	0	9
2003	BenJarvus Green-Ellis	7	1	0	8
2004	Courtney Roby	0	7	0	7
2005	James Hardy	0	10	0	0

CAREER TOUCHDOWNS

1. Anthony Thompson 68				
Year	Rush	Receive	Return	Total
1986	5	0	0	5
1987	12	0	0	12
1988	26	0	0	26
1989	24	1	0	25
Totals	67	1	0	68
2. Antwaan Randle El 45				
Year	Rush	Receive	Return	Total
1998	10	1	0	11
1999	13	0	0	13
2000	13	0	0	13
2001	8	0	0	8
Totals	44	1	0	45
3. Levron Williams 38				
Year	Rush	Receive	Return	Total
1998	0	2	0	2
1999	4	3	0	7
2000	10	0	0	10
2001	17	2	0	19
Totals	31	7	0	38
4. Jade Butcher 30				
Year	Rush	Receive	Return	Total
1967	0	10	0	10
1968	0	10	0	10
1969	0	10	0	10
Totals	0	30	0	30
5. Vaughn Dunbar 25				
Year	Rush	Receive	Return	Total
1990	13	0	0	13
1991	12	0	0	12
Totals	25	0	0	25
6. Pete Pihos 23				
Year	Rush	Receive	Return	Total
1942	No stats available			
1943	No stats available			
1944	No stats available			
1945	No stats available			
Totals				23
7. Alex Smith 21				
Year	Rush	Receive	Return	Total
1994	10	0	0	10
1995	3	0	0	3
1996	8	0	0	8
Totals	21	0	0	21
7. Lonnie Johnson 21				
Year	Rush	Receive	Return	Total
1978	1	0	0	1
1979	7	2	0	9
1980	11	0	0	11
Totals	19	2	0	21

9. Thomas Lewis 20				
Year	Rush	Receive	Return	Total
1991	0	6	0	6
1992	1	5	0	6
1993	0	7	1	8
Totals	1	18	1	20

9. Trent Green 20				
Year	Rush	Receive	Return	Total
1989	0	0	0	0
1990	6	0	0	6
1991	13	0	0	13
1992	1	0	0	1
Totals	20	0	0	20

9. Ernie Jones 20				
Year	Rush	Receive	Return	Total
1984	0	2	0	2
1985	0	3	0	3
1986	0	2	0	2
1987	0	13	0	13
Totals	0	20	0	20

SINGLE-SEASON TOUCHDOWNS

1.	26	Anthony Thompson	1988
2.	25	Anthony Thompson	1989
3.	19	Levron Williams	2001
4.	13	Antwaan Randle El	2000
	13	Antwaan Randle El	1999
	13	Trent Green	1991
	13	Vaughn Dunbar	1990
	13	Ernie Jones	1987
9.	12	Vaughn Dunbar	1991
	12	Anthony Thompson	1987

SINGLE-GAME TOUCHDOWNS

1.	6	Levron Williams at Wisconsin	10/6/01
2.	4	Antwaan Randle El at Illinois	10/4/00
	4	Anthony Thompson at Wisconsin	11/11/89
	4	Anthony Thompson vs. Ohio State	10/8/88
5.	3	47 times:	
		Last Time: BenJarvus Green-Ellis vs. Northwestern	10/11/03



FOOTBALL

CAREER RUSHING TD

1.	67	Anthony Thompson	1986-89
2.	44	Antwaan Randle El	1998-01
3.	31	Levron Williams	1998-01
4.	25	Vaughn Dunbar	1990-91
5.	21	Alex Smith	1994-96

SINGLE-SEASON RUSHING TD

1.	26	Anthony Thompson	1988
2.	24	Anthony Thompson	1989
3.	17	Levron Williams	2001
4.	13	Vaughn Dunbar	1990
	13	Trent Green	1991
	13	Antwaan Randle El	1999, 2000
7.	12	Anthony Thompson	1987
	12	Vaughn Dunbar	1991

CAREER PASSING TD

1.	42	Antwaan Randle El	1998-01
2.	35	Steve Bradley	1983-85
3.	32	Harry Gonso	1967-69
4.	31	Tim Clifford	1977-80
5.	27	Dave Schnell	1986-89
6.	23	Trent Green	1989-92
7.	22	Blake Powers	2005
8.	20	Bob Hoernschemeyer	1943-44

SINGLE-GAME PASSING TD

1.	6	Bob Hoernschemeyer at Nebraska	1943
2.	5	Jay Rodgers vs. Ball State	9/13/97
	5	Tim Clifford at Colorado	9/27/80
4.	4	Seven different players	

SINGLE-GAME RUSHING TD

1.	6	Levron Williams at Wisconsin	10/6/01
2.	5	Anthony Thompson vs. Northwestern	10/7/89
3.	4	Anthony Thompson vs. Ohio State	10/8/88

SINGLE-GAME RECEIVING TD

1.	3	Jade Butcher at Purdue	11/23/68
	3	Jade Butcher at Wisconsin	10/25/69
	3	Alan Dick at Wisconsin	10/9/71
	3	Glenn Scolnik at Kentucky	9/30/72
	3	Trent Smock vs. Utah	9/27/75
	3	Nate Lundy at Colorado	9/27/80
	3	Duane Gunn vs. Minnesota	10/8/83

CAREER RECEIVING TD

1.	30	Jade Butcher	1967-69
2.	20	Ernie Jones	1984-87
3.	18	Thomas Lewis	1991-93
4.	15	Trent Smock	1973-75
5.	14	Rob Turner	1987-88, 90
6.	14	Duane Gunn	1981-83
7.	14	Bill Malinchak	1963-65

SINGLE-SEASON PASSING TD

1.	22	Blake Powers	2005
2.	17	Antwaan Randle El	1999
3.	14	Steve Bradley	1983
4.	13	Matt LoVecchio	2004
	13	Dave Schnell	1987
	13	Tim Clifford	1980
	13	Tim Clifford	1979
	13	Bob Hoernschemeyer	1943
9.	12	Trent Green	1991
	12	Harry Gonso	1968

SINGLE-SEASON RECEIVING TD


1.	13	Ernie Jones	1987
2.	10	Jade Butcher	1969
	10	Jade Butcher	1968
	10	Jade Butcher	1967
	10	James Hardy	2005
6.	8	Rob Turner	1988
7.	7	Courtney Roby	2004
	7	Thomas Lewis	1993
	7	Trent Smock	1974
	7	Bill Malinchak	1965



Jade Butcher



Antwaan Randle El



Levron Williams



YEARLY LEADERS

Year	Name	TD	EP	FG	TP
1941	Bill Hillenbrand	7	0	0	42
1942	Hugh McKinnis	9	0	0	54
1943	Bob Hoernschemeyer	6	1	0	37
1944	Three players	6	0	0	36
1945	Pete Pihos	8	0	0	48
1946	Pete Pihos	8	0	0	48
1947	Two players	4	0	0	24
1948	George Taliaferro	4	0	0	24
1949	Bob Robertson	5	0	0	30
1950	Bob Robertson	8	0	0	48
1951	Gene Gedman	8	0	0	48
1952	Gene Gedman	9	0	0	54
1953	David Rogers	5	0	0	30
1954	Florian Helinski	3	13	0	31
1955	Tom Campbell	4	0	0	24
1956	Bob Fee	6	0	0	36
1957	Dave Whitsell	2	0	0	12
1958	Ted Smith	4	1	0	26
1959	Earl Faison	3	1	0	20
1960	Three players	2	0	0	12
1961	Marv Woodson	5	2	1	36
1962	Marv Woodson	6	0	0	36
1963	Tom Nowatzke	6	7	5	58
1964	Tom Nowatzke	10	10	1	73
1965	Bill Malinchak	7	0	0	42
1966	Mike Krivoshia	3	0	0	18
1967	Jade Butcher	10	0	0	60
1968	Jade Butcher	10	0	0	60
1969	Jade Butcher	10	0	0	60
1970	Rick Thompson	3	1	0	20
1971	Chris Gartner	0	17	7	38
1972	Chris Gartner	0	20	14	62
1973	Dennis Creemeens	6	0	0	36
1974	Trent Smock	7	0	0	42
1975	Frank Stavroff	0	9	5	24
1976	Ric Enis	5	0	0	30
1977	David Freud	0	25	10	55
1978	David Freud	0	28	8	52
1979	Lonnie Johnson	9	0	0	54
1980	Lonnie Johnson	11	0	0	66
1981	Duane Gunn	5	0	0	30
1982	Orlando Brown	8	0	0	48
1983	Doug Smith	0	19	8	43
1984	Mark Rogers	0	13	8	37
1985	Bobby Howard	7	0	0	42
1986	Pete Stoyanovich	0	30	11	63
1987	Ernie Jones	13	0	0	78
1988	Anthony Thompson	26	0	0	156
1989	Anthony Thompson	25	2	0	154
1990	Vaughn Dunbar	13	0	0	78
1991	Trent Green	13	0	0	78
1992	Scott Bonnell	0	19	12	55
1993	Bill Manolopoulos	0	29	16	77
1994	Alex Smith	10	0	0	60
1995	Bill Manolopoulos	0	10	9	37
1996	Bill Manolopoulos	0	23	13	62
1997	Andy Payne	0	8	15	53
1998	Antwaan Randle El	11	0	0	66
1999	Antwaan Randle El	13	0	0	78
2000	Antwaan Randle El	13	0	0	78
2001	Levron Williams	19	0	0	114
2002	Yamar Washington	9	0	0	56
2003	Bryan Robertson	0	19	12	55
2004	Courtney Roby	9	0	0	54
2005	James Hardy	10	0	0	60

CAREER POINTS

1. Anthony Thompson 412						
Year	TD	XP	FG	Conv.	S	Total
1986	5	0	0	0	0	30
1987	12	0	0	0	0	72
1988	26	0	0	0	0	156
1989	25	0	0	2	0	154
Totals	68	0	0	2	0	412

2. Antwaan Randle El 270						
Year	TD	XP	FG	Conv.	S	Total
1998	11	0	0	0	0	66
1999	13	0	0	0	0	78
2000	13	0	0	0	0	78
2001	8	0	0	0	0	48
Totals	45	0	0	0	0	270

3. Scott Bonnell 261						
Year	TD	XP	FG	Conv.	S	Total
1989	0	31	10	0	0	61
1990	0	35	13	0	0	74
1991	0	32	13	0	0	71
1992	0	19	12	0	0	55
Totals	0	117	48	0	0	261

4. Pete Stoyanovich 248						
Year	TD	XP	FG	Conv.	S	Total
1985	0	0	10	0	0	30
1986	0	30	11	0	0	63
1987	0	32	9	0	0	59
1988	0	45	17	0	0	96
Totals	0	107	47	0	0	248

5. Andy Payne 238						
Year	TD	XP	FG	Conv.	S	Total
1997	0	8	15	0	0	53
1998	0	27	10	0	0	57
1999	0	36	9	0	0	63
2000	0	38	9	0	0	65
Totals	0	109	43	0	0	238

6. Levron Williams 230						
Year	TD	XP	FG	Conv.	S	Total
1998	2	0	0	1	0	14
1999	7	0	0	0	0	42
2000	10	0	0	0	0	60
2001	19	0	0	0	0	114
Totals	39	0	0	0	0	230

7. Bill Manolopoulos 226						
Year	TD	XP	FG	Conv.	S	Total
1993	0	29	16	0	0	77
1994	0	32	6	0	0	50
1995	0	10	9	0	0	37
1996	0	23	13	0	0	62
Totals	0	94	44	0	0	226

8. Jade Butcher 180						
Year	TD	XP	FG	Conv.	S	Total
1967	10	0	0	0	0	60
1968	10	0	0	0	0	60
1969	10	0	0	0	0	60
Totals	30	0	0	0	0	180

9. Vaughn Dunbar 150						
Year	TD	XP	FG	Conv.	S	Total
1990	13	0	0	0	0	78
1991	12	0	0	0	0	72
Totals	25	0	0	0	0	150

10. Pete Pihos 138						
Year	TD	XP	FG	Conv.	S	Total
1942	1	0	0	0	0	6
1943	No stats available					
1944	No stats available					
1945	8	0	0	0	0	48
Totals						138

SINGLE-SEASON POINTS

1.	156	Anthony Thompson	1988
2.	154	Anthony Thompson	1989
3.	114	Levron Williams	2001
4.	96	Pete Stoyanovich	1988
5.	78	Antwaan Randle El	2000
	78	Antwaan Randle El	1999
	78	Vaughn Dunbar	1990
	78	Ernie Jones	1987
	78	Trent Green	1991
10.	77	Bill Manolopoulos	1993
11.	74	Scott Bonnell	1990

SINGLE-GAME POINTS

1.	36	Levron Williams vs. Wisconsin	10/6/01
2.	32	Anthony Thompson vs. Northwestern	10/7/89
3.	24	Anthony Thompson at Wisconsin	11/11/89
4.	24	Anthony Thompson vs. Ohio State	10/8/88
5.	21	Tom Nowatzke vs. Oregon	11/14/64
6.	20	Yamar Washington at Northwestern	11/2/02
	20	Anthony Thompson at Ohio State	10/14/88
	20	Glenn Scolnik at Kentucky	9/30/72



FOOTBALL

CAREER FIELD GOALS

1. Scott Bonnell 48		
<i>Year</i>	<i>Made</i>	<i>Att.</i>
1989	10	16
1990	13	22
1991	13	17
1992	12	19
Totals	48	74

2. Pete Stoyanovich 47		
<i>Year</i>	<i>Made</i>	<i>Att.</i>
1985	10	16
1986	11	18
1987	9	15
1988	17	24
Totals	47	73

3. Bill Manolopoulos 44		
<i>Year</i>	<i>Made</i>	<i>Att.</i>
1993	16	22
1994	6	11
1995	9	12
1996	13	20
Totals	44	65

4. Andy Payne 43		
<i>Year</i>	<i>Made</i>	<i>Att.</i>
1997	15	22
1998	10	12
1999	9	12
2000	9	12
Totals	43	58

5. Bryan Robertson 33		
<i>Year</i>	<i>Made</i>	<i>Att.</i>
2001	1	3
2002	9	13
2003	12	18
2004	11	14
Totals	33	48

SINGLE-SEASON FIELD GOALS

1.	17	Pete Stoyanovich	1988
2.	16	Bill Manolopoulos	1993
3.	15	Andy Payne	1997
4.	14	Chris Gartner	1972
5.	13	Scott Bonnell	1991
	13	Scott Bonnell	1990
	13	Bill Manolopoulos	1996
8.	12	Scott Bonnell	1992
	12	Bryan Robertson	2003

SINGLE-GAME FIELD GOALS

1.	4	Andy Payne at Minnesota	11/15/97
2.	4	Andy Payne at Wisconsin	9/27/97
3.	4	Chris Gartner vs. Wisconsin	10/14/72
4.	4	Chris Gartner vs. Kentucky	9/18/71
5.	3	16 times	
		Last: Bryan Robertson at Oregon	9/11/04

CONSECUTIVE FIELD GOALS

1.	10	Doug Smith	1981-82
2.	8	Pete Stoyanovich	1987-88
	8	Andy Payne	1998
	7	Bryan Robertson	2002
	7	Bill Manolopoulos	1996
	7	Scott Bonnell	1991
	7	Kevin Kellogg	1980
	7	David Freud	1977

YEARLY LEADERS

Year	Name	FGM	FGA	Long
1968	Don Warner	4	6	
1969	Don Warner	6	13	42
1970	Chris Gartner	3	11	
1971	Chris Gartner	7	15	47
1972	Chris Gartner	14	23	52
1973	Frank Stavroff	4	4	52
1974	Frank Stavroff	3	6	46
1975	Frank Stavroff	5	16	
1976	Kevin Kellogg	1	2	47
1977	David Freud	10	14	40
1978	David Freud	8	13	44
1979	Steve Straub	5	9	
1980	Kevin Kellogg	7	9	48
1981	Douglas Smith	4	5	
1982	Douglas Smith	9	14	
1983	Douglas Smith	8	16	
1984	Mark Rogers	8	12	
1985	Pete Stoyanovich	10	16	48
1986	Pete Stoyanovich	11	18	52
1987	Pete Stoyanovich	9	15	52
1988	Pete Stoyanovich	17	24	53
1989	Scott Bonnell	10	16	55
1990	Scott Bonnell	13	22	48
1991	Scott Bonnell	13	17	
1992	Scott Bonnell	12	19	50
1993	Bill Manolopoulos	16	22	48
1994	Bill Manolopoulos	6	11	37
1995	Bill Manolopoulos	9	12	
1996	Bill Manolopoulos	13	20	
1997	Andy Payne	15	22	48
1998	Andy Payne	10	12	49
1999	Andy Payne	9	12	40
2000	Andy Payne	9	12	53
2001	Adam Braucher	1	6	31
2002	Bryan Robertson	9	13	50
2003	Bryan Robertson	12	19	40
2004	Bryan Robertson	11	14	39
2005	Joe Kleinsmith	3	6	39

LONGEST FIELD GOALS

Game (All 50+ in IU History)		
1.	55	Scott Bonnell at Michigan 10/28/89
2.	53	Andy Payne vs. Minnesota 10/21/00
	53	Pete Stoyanovich vs. Michigan 10/22/88
	53	Pete Stoyanovich vs. Kentucky 9/17/88
5.	52	Bill Manolopoulos at Toledo 9/7/96
	52	Pete Stoyanovich vs. Tennessee 1/2/88
	52	Pete Stoyanovich at Minnesota 10/16/87
	52	Pete Stoyanovich at Minnesota 10/18/86
	52	Frank Stavroff vs. Utah 9/27/75
	52	Frank Stavroff at Michigan State 11/17/73
	52	Chris Gartner at Kentucky 9/30/72
12.	51	Chris Gartner at Kentucky 9/30/72
13.	50	Bryan Robertson at Purdue 11/23/02
	50	Scott Bonnell at Minnesota 10/31/92
	50	Pete Stoyanovich vs. Michigan State 11/14/88
	50	Frank Stavroff vs. Purdue 11/24/73
	50	Tom Nowatzke at Ohio State 10/3/64



YEARLY LEADERS

Year	Name	XPM	XPA
1968	Don Warner	20	23
1969	Don Warner	22	27
1970	Chris Gartner	5	8
1971	Chris Gartner	17	17
1972	Chris Gartner	20	20
1973	Frank Stavroff	15	15
1974	Frank Stavroff	13	16
1975	Frank Stavroff	9	12
1976	David Freud	14	16
1977	David Freud	25	25
1978	David Freud	28	28
1979	Kevin Kellogg	26	27
1980	Kevin Kellogg	26	27
1981	Michael Greenstein	12	12
1982	Douglas Smith	16	17
1983	Douglas Smith	19	19
1984	Mark Rogers	13	14
1985	Mark Rogers	25	27
1986	Pete Stoyanovich	30	30
1987	Pete Stoyanovich	32	32
1988	Pete Stoyanovich	45	45
1989	Scott Bonnell	31	33
1990	Scott Bonnell	35	36
1991	Scott Bonnell	32	35
1992	Scott Bonnell	19	19
1993	Bill Manolopoulos	29	29
1994	Bill Manolopoulos	32	35
1995	Bill Manolopoulos	10	10
1996	Bill Manolopoulos	23	25
1997	Andy Payne	15	22
1998	Andy Payne	27	29
1999	Andy Payne	36	36
2000	Andy Payne	38	39
2001	Adam Braucher	25	29
2002	Bryan Robertson	23	28
2003	Bryan Robertson	19	20
2004	Bryan Robertson	15	17
2005	Joe Kleinsmith	31	34

CAREER EXTRA POINTS

1. Scott Bonnell 117			
<i>Year</i>	<i>Made</i>	<i>Att.</i>	
1989	31	33	
1990	35	36	
1991	32	35	
1992	19	19	
Totals	117	123	
2. Andy Payne 109			
<i>Year</i>	<i>Made</i>	<i>Att.</i>	
1997	8	9	
1998	27	29	
1999	36	36	
2000	38	39	
Totals	109	113	
3. Pete Stoyanovich 107			
<i>Year</i>	<i>Made</i>	<i>Att.</i>	
1985	0	0	
1986	30	30	
1987	32	32	
1988	45	45	
Totals	107	107	
4. Bill Manolopoulos 94			
<i>Year</i>	<i>Made</i>	<i>Att.</i>	
1993	29	29	
1994	32	35	
1995	10	10	
1996	23	25	
Totals	94	99	
5. David Freud 67			
<i>Year</i>	<i>Made</i>	<i>Att.</i>	
1976	14	16	
1977	25	25	
1978	28	28	
Totals	67	69	

SINGLE-SEASON POINTS


1.	45	Pete Stoyanovich	1988 (45-45)
2.	38	Andy Payne	2000 (38-39)
3.	36	Andy Payne	1999 (36-36)
4.	35	Scott Bonnell	1990 (35-36)
5.	32	Bill Manolopoulos	1994 (32-35)
	32	Scott Bonnell	1991 (32-32)
	32	Pete Stoyanovich	1987 (32-32)
8.	31	Scott Bonnell	1989 (31-33)
	31	Joe Kleinsmith	2005 (31-34)
9.	30	Pete Stoyanovich	1986 (30-30)
10.	29	Bill Manolopoulos	1997 (29-29)
11.	28	David Freud	1978 (28-28)

SINGLE-GAME EXTRA POINTS

1.	8	Adam Braucher vs. Northwestern	11/3/01
	8	Bill Manolopoulos at Kentucky	9/17/94
3.	7	Pete Stoyanovich at Purdue	11/21/88
	7	Pete Stoyanovich vs. Navy	9/20/86
	7	Kevin Kellogg at Colorado	9/27/80
	7	Charles Armstrong at Minnesota	1945
	7	John Tavener vs. Nebraska	1944

CONSECUTIVE EXTRA POINTS

1.	107	Pete Stoyanovich	1986-88
2.	65	David Freud	1976-78



Pete Stoyanovich



FOOTBALL

CAREER PUNTING AVERAGE

1. Alan Sutkowski	42.5
<i>Year</i>	<i>Punts</i>
1995	67
1996	65
1997	66
Totals	198

2. Jim DiGuilio	41.5
<i>Year</i>	<i>Punts</i>
1991	41
1992	53
1993	44
1994	57
Totals	195

3. Macky Smith	41.2
<i>Year</i>	<i>Punts</i>
1988	9
1989	45
1990	57
Totals	111

4. Tyson Beattie	41.2
<i>Year</i>	<i>Punts</i>
2003	68
2004	65
2005	75
Totals	208

5. Dan Stryzinski	40.6
<i>Year</i>	<i>Punts</i>
1985	51
1986	56
1987	54
Totals	161

SINGLE-SEASON AVERAGE

1. 44.8	Drew Hagan	1999 (44-1,971)
2. 44.3	Jim DiGuilio	1992 (53-2,347)
3. 43.9	Chuck Razmic	1984 (57-2,505)
4. 43.3	Alan Sutkowski	1996 (65-2,816)
5. 43.1	Tom Bolyard	1988 (31-1,335)
6. 42.6	Jim DiGuilio	1993 (44-1,872)
7. 42.4	Macky Smith	1990 (57-2,416)
8. 42.2	Alan Sutkowski	1997 (66-2,784)
	42.2	Chuck Razmic 1983 (60-2,529)
10. 42.1	Alan Sutkowski	1995 (67-2,819)
11. 41.8	Dan Stryzinski	1985 (51-2,132)
	41.7	Tyson Beattie 2005 (75-3,124)
12. 41.3	Tyson Beattie	2004 (65-3,684)
13. 41.1	Dan Stryzinski	1986 (56-2,304)
14. 40.8	Tyson Beattie	2003 (68-2,773)
	40.8	Jim DiGuilio 1994 (57-2,326)
	40.8	John Isenbarger 1968 (44-1,794)
17. 40.6	George Taliaferro	1948 (55-2,231)

SINGLE-GAME AVERAGE

1. 54.5	Jim DiGuilio at Northwestern	10/10/92
2. 54.0	Tom Bolyard at Rice	9/10/88
	54.0	Drew Hagan at Iowa 10/23/99
4. 53.0	Chuck Razmic vs. Iowa	10/26/84
5. 51.1	Jim DiGuilio vs. Kentucky	9/18/93
6. 50.7	Alan Sutkowski vs. Michigan	10/4/97
7. 50.4	Dan Stryzinski vs. Louisville	9/13/86
8. 50.3	Dan Zarlingo vs. Miami (Ohio)	9/24/77
	50.3	Drew Hagan vs. Michigan 10/30/99

LONGEST PUNTS

1. 86	Jim DiGuilio vs. Wisconsin	10/24/92
	86	Paul (Pooch) Harrell vs. Ohio State 1928
3. 84	George Fowler at Purdue	1936
4. 80	Dan Zarlingo vs. Miami (Ohio)	9/24/77
	80	Tyson Beattie at Minnesota 11/1/03

CAREER PUNTS - TOTAL

1. 242	Chuck Razmic	1981-84 (9,642 yds)
2. 208	Tyson Beattie	2003- (8,581 yds.)
3. 195	Jim DiGuilio	1991-94 (8,086 yds)
4. 189	Alan Sutkowski	1995-97 (8,080 yds)
5. 168	John Isenbarger	1967-69 (6,550 yds)

SINGLE-SEASON PUNTS

1. 75	Tyson Beattie	2005
1. 71	Larry Lovett	1978
2. 68	Tyson Beattie	2003
	68	Dan Zarlingo 1976
	68	Chuck Razmic 1982
5. 67	Jim Wenzel	1973
	67	Alan Sutkowski 1995

SINGLE-GAME PUNTS

1. 14	Florian Helinski at Wisconsin	11/3/51
2. 13	Mark Zellmer vs. Ohio State	10/16/71
3. 12	Bob Hoernschemeyer at Iowa	1943
	12	John Isenbarger vs. California 9/27/69

YEARLY LEADERS

Year	Name	No.	Yds.	Avg.
1941	Earl Dolaway	42	1,628	38.8
1942	Earl Dolaway	32	1,284	40.1
1943	Bob Hoernschemeyer	61	2,039	33.4
1944	Bob Hoernschemeyer	39	1,293	33.2
1945	George Taliaferro	40	1,315	32.9
1946	Bob Cowan	24	694	31.6
1947	George Taliaferro	25	877	35.1
1948	George Taliaferro	55	2,231	40.6
1949	Bob Robertson	48	1,901	39.6
1950	Bob Robertson	57	2,104	36.9
1951	Bob Robertson	36	1,372	38.1
1952	Florian Helinski	55	2,121	38.6
1953	Florian Helinski	29	1,095	37.8
1954	Florian Helinski	31	1,144	36.9
1955	Eugene Cichowski	28	1,017	36.3
1956	Eugene Cichowski	18	647	35.9
1957	Tom McDonald	44	1,341	30.5
1958	Tom McDonald	34	1,298	38.2
1959	Ted Smith	35	1,294	36.9
1960	Bill Olsavsky	58	2,193	37.8
1961	Bill Olsavsky	54	1,954	36.2
1962	Phil Westfall	54	1,888	35.0
1963	Bill Malinchak	27	961	35.6
1964	Phil Westfall	25	863	34.5
1965	Jon Eickstead	46	1,648	35.8
1966	Terry Cole	36	1,335	37.6
1967	John Isenbarger	55	2,134	38.8
1968	John Isenbarger	44	1,794	40.8
1969	John Isenbarger	65	2,458	37.7
1970	Alan Dick	37	1,406	38.0
1971	Mark Zellmer	61	2,333	38.2
1972	Mark Zellmer	55	2,091	38.0
1973	Jim Wenzel	67	2,576	38.4
1974	Jim Wenzel	55	2,210	40.2
1975	Trent Smock	45	1,779	39.5
1976	Dan Zarlingo	68	2,641	38.8
1977	Dan Zarlingo	48	1,946	40.5
1978	Larry Lovett	71	2,580	36.3
1979	Larry Lovett	48	1,762	36.7
1980	Don Geisler	57	2,268	39.8
1981	Chuck Razmic	57	2,058	36.1
1982	Chuck Razmic	68	2,550	37.5
1983	Chuck Razmic	60	2,529	42.2
1984	Chuck Razmic	57	2,505	43.9
1985	Dan Stryzinski	51	2,132	41.8
1986	Dan Stryzinski	56	2,304	41.1
1987	Dan Stryzinski	54	2,096	38.8
1988	Tom Bolyard	31	1,335	43.1
1989	Macky Smith	45	1,812	40.3
1990	Macky Smith	45	1,812	40.3
1991	Jim DiGuilio	41	1,541	37.6
1992	Jim DiGuilio	53	2,347	44.3
1993	Jim DiGuilio	44	1,872	42.6
1994	Jim DiGuilio	57	2,326	40.8
1995	Alan Sutkowski	67	2,819	42.1
1996	Alan Sutkowski	65	2,816	43.3
1997	Alan Sutkowski	66	2,784	42.2
1998	Drew Hagan	61	2,207	36.2
1999	Drew Hagan	44	1,971	44.8
2000	Ryan Hamre	16	599	37.4
2001	J.R. Drummond	17	590	34.7
2002	Ryan Hamre	58	2,214	38.2
2003	Tyson Beattie	68	2,773	40.8
2004	Tyson Beattie	65	2,684	41.3



YEARLY LEADERS

Year Name	No.	Yds	Avg	TD
1968 Larry Highbaugh	23	470	20.4	0
1969 Larry Highbaugh	16	396	24.7	0
1970 Richard Thompson	13	182	14.0	0
1971 Jon Hoffman	20	373	18.7	0
1972 Quinn Buckner	25	476	19.0	0
1973 Courtney Snyder	16	320	20.0	0
1974 Keith Calvin	32	594	18.6	0
1975 Keith Calvin	17	323	19.0	0
1976 Robert Paar	11	157	14.3	0
1977 Keith Calvin	17	291	17.1	0
1978 Darrick Burnett	14	336	24.0	0
1979 Lonnie Johnson	16	352	22.0	0
1980 John Roggeman	10	198	19.8	0
1981 Duane Gunn	11	300	27.3	1
1982 Duane Gunn	12	234	19.5	0
1983 Duane Gunn	9	201	22.3	0
1984 William Green	18	311	17.3	0
1985 Damon Sweazy	19	405	21.3	0
1986 Stacy Dawsey	23	556	24.2	0
1987 Ernest Jones	24	529	22.0	0
1988 Rob Turner	13	258	19.8	0
1989 Anthony Thompson	18	394	21.9	0
1990 Vaughn Dunbar	16	365	22.8	0
1991 Thomas Lewis	14	351	25.1	0
1992 Thomas Lewis	18	382	21.2	0
1993 Thomas Lewis	20	450	22.5	0
1994 Eric Matthews	15	334	22.3	0
1995 Joey Eloms	17	340	20.0	0
1996 Ajamu Stoner	14	284	20.3	0
1997 Joey Eloms	20	499	25.0	0
1998 Derin Graham	30	643	21.4	1
1999 Derin Graham	25	548	21.9	1
2000 Derin Graham	38	897	23.6	0
2001 Levron Williams	21	511	24.3	0
2002 A.C. Carter	36	732	20.3	0
2003 Lance Bennett	18	405	22.5	0
2004 Lance Bennett	20	599	30.0	1
2005 Lance Bennett	24	544	22.7	0



Lance Bennett

CAREER YARDS

1. Derin Graham 2,088				
<i>Year</i>	<i>No</i>	<i>Yds</i>	<i>Avg.</i>	<i>TD</i>
1998	30	643	21.4	1
1999	25	548	21.9	1
2000	38	897	23.6	0
Totals	93	2088	22.5	2
2. Lance Bennett 1,548				
<i>Year</i>	<i>No</i>	<i>Yds</i>	<i>Avg.</i>	<i>TD</i>
2003	18	405	22.5	0
2004	20	599	30.0	1
2005	24	544	22.7	0
Totals	62	1548	24.9	1
3. A.C. Carter 1,500				
<i>Year</i>	<i>No</i>	<i>Yds</i>	<i>Avg.</i>	<i>TD</i>
1999	17	284	16.7	0
2000	17	263	15.5	0
2001	11	221	20.1	0
2002	36	732	20.3	0
Totals	81	1500	18.5	0
4. Keith Calvin 1,271				
<i>Year</i>	<i>No</i>	<i>Yds</i>	<i>Avg.</i>	<i>TD</i>
1974	32	594	18.6	0
1975	17	323	19.0	0
1976	4	63	15.8	0
1977	17	291	17.1	0
Totals	70	1271	18.2	0
5. Thomas Lewis 1,183				
<i>Year</i>	<i>No</i>	<i>Yds</i>	<i>Avg.</i>	<i>TD</i>
1991	14	351	25.1	0
1992	18	382	21.2	0
1993	20	450	22.5	0
Totals	52	1183	22.8	0

SINGLE-SEASON YARDS

1.	897	Derin Graham	2000
2.	732	A.C. Carter	2002
3.	643	Derin Graham	1998
4.	599	Lance Bennett	2004
5.	594	Keith Calvin	1974
6.	556	Stacy Dawsey	1986
7.	548	Derin Graham	1999
8.	532	John Ginter	1966
9.	529	Ernie Jones	1987
10.	511	Levron Williams	2001
11.	499	Joey Eloms	1997


SINGLE-GAME YARDS

1.	174	Duane Gunn at Syracuse	9/26/81
2.	150	Trent Walters vs. Iowa	10/30/65
3.	148	Bob Robertson vs. Mich. St.	11/17/51
4.	145	John Ginter vs. Michigan St.	11/12/66
5.	142	Derin Graham vs. Wisconsin	10/3/98
	142	Ron Pennick vs. Wisconsin	9/10/77

LONGEST RETURNS

1.	100t	Derin Graham vs. Wisconsin	10/3/98
	100t	Freal McIntosh vs. Wash. & Lee	1915
3.	98t	Lance Bennett at Oregon	9/11/04
4.	97t	Duane Gunn at Syracuse	9/26/81
5.	95	George Taliaferro at Minnesota	1945
6.	94t	Bob Miller vs. Nebraska	1945
7.	92	Vern Huffman at Purdue	1936

t-touchdown



A.C. Carter



FOOTBALL

CAREER YARDS

1. Bill Hillenbrand 1,042				
Year	No	Yds	Avg.	TD
1941		No stats available		
1942		No stats available		
Totals		1,042		

2. Bob Hoernschemeyer 817				
Year	No	Yds	Avg.	TD
1943		No stats available		
1944		No stats available		
Totals		817		

3. Tim Wilbur 721				
Year	No	Yds	Avg.	TD
1978	19	82	4.3	0
1979	14	135	9.6	1
1980	28	256	9.1	1
1982	29	248	8.6	1
Totals	90	721	8.0	3

4. Tony Buford 641				
Year	No	Yds	Avg.	TD
1985	3	39	13.0	0
1986	29	165	5.7	0
1987	22	217	9.9	0
1988	27	220	8.1	0
Totals	81	641	7.9	0

5. Steve Porter 561				
Year	No	Yds	Avg.	TD
1969	13	180	13.8	1
1970	30	236	7.9	1
1971	22	145	6.6	0
Totals	65	561	8.6	2

SINGLE-SEASON YARDS

1.	635	Bob Hoernschemeyer	1943
2.	561	Bill Hillenbrand	1941
3.	481	Bill Hillenbrand	1942
4.	376	Rob Turner	1990
4.	342	Thomas Lewis	1993

SINGLE-GAME YARDS

1.	175	Steve Porter vs. Wisconsin	10/24/70
2.	137	Scott McGowan vs. Michigan St.	10/5/91
3.	126	Bill Hillenbrand vs. Iowa	1942
4.	122	Jim Dewar vs. Butler	1942

LONGEST RETURNS

1.	94t	Lance Bennett vs. Michigan St.	9/25/04
2.	93t	Steve Porter vs. Wisconsin	10/24/70
3.	92t	Jim Dewar vs. Butler	1942
4.	88t	Bill Hillenbrand at Wisconsin	1941
5.	86t	Richard Deranek vs. Iowa	1944

t-touchdown

YEARLY LEADERS

Year	Name	No.	Yds	Avg	TD
1968	Benjamin Norman	19	105	5.5	0
1969	Larry Highbaugh	19	250	13.1	2
1970	Stephen Porter	30	236	7.9	1
1971	Stephen Porter	22	145	6.6	0
1972	Bill Atkinson	7	213	30.4	1
1973	Bill Atkinson	13	88	6.8	0
1974	Keith Calvin	14	73	5.2	0
1975	Keith Calvin	19	124	6.5	0
1976	Keith Calvin	19	28	1.5	0
1977	Keith Calvin	12	72	6.0	0
1978	Tim Wilbur	19	82	4.3	0
1979	Tim Wilbur	14	135	9.6	1
1980	Tim Wilbur	28	256	9.1	1
1981	John Roggeman	15	95	6.3	0
1982	Tim Wilbur	29	248	8.6	0
1983	Chris Sigler	12	48	4.0	0
1984	Chris Sigler	13	142	10.9	0
1985	Leonard Bell	12	115	9.6	1
1986	Tony Buford	29	165	5.7	0
1987	Tony Buford	22	217	9.9	0
1988	Tony Buford	27	220	8.1	0
1989	Michael Dumas	5	83	16.6	2
1990	Rob Turner	28	376	13.4	2
1991	Scott McGowan	28	236	8.4	1
1992	Scott McGowan	26	97	3.7	0
1993	Thomas Lewis	45	342	7.6	1
1994	Eddie Baety	29	204	7.0	0
1995	Ajamu Stoner	26	112	4.3	0
1996	Ajamu Stoner	19	80	4.2	0
1997	Joey Eloms	21	173	8.2	0
1998	Derin Graham	13	62	4.8	0
1999	Derin Graham	14	116	8.3	0
2000	Derin Graham	12	88	7.3	0
2001	Antwaan Randle El	16	149	9.3	0
2002	Glenn Johnson	25	163	6.5	0
2003	Glenn Johnson	17	136	8.0	0
2004	Lance Bennett	19	208	10.9	1
2005	Lance Bennett	10	66	.66	0



Glenn Johnson



YEARLY LEADERS

Year Name	Pass	Rush	Total
1968 Harry Gonso	1109	323	1432
1969 Harry Gonso	1336	237	1573
1970 Edward McNulty	488	34	522
1971 Edward McNulty	1140	1	1141
1972 Edward McNulty	906	28	934
1973 Willie Jones	881	7	888
1974 Willie Jones	1347	16	1363
1975 Courtney Snyder	0	1103	1103
1976 Mike Harkrader	0	1003	1003
1977 Scott Arnett	401	796	1197
1978 Mike Harkrader	17	880	897
1979 Tim Clifford	2078	80	2158
1980 Tim Clifford	1391	119	1510
1981 Babe Laufenberg	1788	33	1821
1982 Babe Laufenberg	2468	-117	2351
1983 Steve Bradley	2298	108	2406
1984 Steve Bradley	2544	17	2561
1985 Steve Bradley	1737	239	1976
1986 Dave Kramme	1334	70	1404
1987 Dave Schnell	1707	55	1762
1988 Dave Schnell	1877	307	2184
1989 Dave Schnell	1608	188	1796
1990 Vaughn Dunbar	0	1224	1224
1991 Trent Green	2627	202	2829
1992 Trent Green	1780	27	1807
1993 John Paci	1796	174	1970
1994 Alex Smith	0	1475	1475
1995 Chris Dittoe	1214	-112	1102
1996 Alex Smith	0	1248	1248
1997 Jay Rodgers	2156	-121	2035
1998 Antwaan Randle El	1745	873	2618
1999 Antwaan Randle El	2277	788	3065
2000 Antwaan Randle El	1783	1270	3053
2001 Antwaan Randle El	1664	964	2628
2002 Gibran Hamdan	2115	-52	2063
2003 Matt LoVecchio	1778	-8	1770
2004 Matt LoVecchio	1951	112	2063
2005 Blake Powers	2305	121	2426



Matt LoVecchio

CAREER YARDS

1. Antwaan Randle El		11,364	
Year	Pass	Rush	Total
1988	1745	873	2618
1999	2277	788	3065
2000	1783	1270	3053
2001	1664	964	2628
Totals	7469	3895	11364

2. Steve Bradley		6,943	
Year	Pass	Rush	Total
1983	2298	108	2406
1984	2544	17	2561
1985	1737	239	1976
Totals	6579	364	6943

3. Dave Schnell		6,073	
Year	Pass	Rush	Total
1986	278	53	331
1987	1707	55	1762
1988	1877	307	2184
1989	1608	188	1796
Totals	5470	603	6073

4. Trent Green		5,916	
Year	Pass	Rush	Total
1989	59	38	97
1990	934	249	1183
1991	2627	202	2829
1992	1780	27	1807
Totals	5400	516	5,916


5. Anthony Thompson		5,299	
Year	Pass	Rush	Total
1986	0	806	806
1987	0	1014	1014
1988	0	1686	1686
1989	0	1793	1793
Totals	0	5299	5299

SINGLE-SEASON YARDS

1. 3,065	Antwaan Randle El	1999
2. 3,053	Antwaan Randle El	2000
3. 2,829	Trent Green	1991
4. 2,628	Antwaan Randle El	2001
5. 2,618	Antwaan Randle El	1998
6. 2,561	Steve Bradley	1984
7. 2,426	Blake Powers	2005
8. 2,406	Steve Bradley	1983
9. 2,351	Babe Laufenberg	1982
10. 2,184	Dave Schnell	1988

SINGLE-GAME YARDS

1. 473	Antwaan Randle El vs. Minnesota	10/21/00
2. 467	Antwaan Randle El vs. W. Michigan	9/12/98
3. 458	Bob Hoernschemeyer at Nebraska	1943
4. 422	Antwaan Randle El vs. Illinois	10/2/99
5. 391	Jay Rodgers vs. Ball State	9/13/97
6. 387	Blake Powers at Iowa	10/15/05
7. 386	Matt LoVecchio at Northwestern	10/9/04
8. 380	John Paci at Penn State	11/6/93
9. 377	Anthony Thompson at Wisconsin	11/11/89



Antwaan Randle El



FOOTBALL

CAREER YARDS

1. Anthony Thompson 6,466				
Year	Rush	Receive	Kick	Punt
1986	806	79	18	0
1987	1014	242	0	0
1988	1686	233	0	0
1989	1793	201	394	0
Totals	5299	755	412	0

2. Levron Williams 4,700				
Year	Rush	Receive	Kick	Punt
1998	56	323	0	6
1999	817	360	0	0
2000	821	116	0	0
2001	1401	289	511	0
Totals	3095	1088	511	6

3. Antwaan Randle El 4,134				
Year	Rush	Receive	Kick	Punt
1998	873	54	0	0
1999	788	6	0	0
2000	1270	0	0	0
2001	964	30	0	149
Totals	3895	90	0	149

4. Vaughn Dunbar 4,041				
Year	Rush	Receive	Kick	Punt
1990	1224	122	365	0
1991	1805	263	262	0
Totals	3029	385	627	0

5. Thomas Lewis 3,994				
Year	Rush	Receive	Kick	Punt
1991	11	581	351	0
1992	89	685	382	0
1993	45	1058	450	342
Totals	145	2324	1183	342

SINGLE-SEASON YARDS

1. 2,388	Anthony Thompson	1989
2. 2,330	Vaughn Dunbar	1991
3. 2,201	Levron Williams	2001
4. 1,919	Anthony Thompson	1988
5. 1,895	Thomas Lewis	1993
6. 1,807	Ernie Jones	1987
7. 1,711	Vaughn Dunbar	1990

SINGLE-GAME YARDS

1. 416	Anthony Thompson	at Wisconsin	1/11/89
2. 367	Thomas Lewis	at Penn State	11/6/93
3. 336	Vaughn Dunbar	at Missouri	9/28/91
4. 299	Levron Williams	at Michigan St.	1/10/01
5. 293	Lonnie Johnson	vs. Illinois	1/15/80
6. 280	Levron Williams	at Wisconsin	10/6/01
7. 279	Duane Gunn	at Syracuse	9/26/81
8. 270	Alex Smith	at Purdue	1/19/94
9. 263	Anthony Thompson	vs. Minnesota	0/21/89



John Isenbarger



Levron Williams

YEARLY LEADERS

Year	Name	Rush	Rec	PR	KR	Total	Year	Name	Rush	Rec	PR	KR	Total
1968	John Isenbarger	669	113	0	51	837	1987	Ernest Jones	13	1265	0	529	1807
1969	John Isenbarger	1217	147	0	40	1404	1988	Anthony Thompson	1686	233	0	0	1919
1970	John Motil	358	33	0	149	540	1989	Anthony Thompson	1793	201	0	394	2388
1971	Ken St. Pierre	760	166	0	0	926	1990	Vaughn Dunbar	1224	122	0	365	1711
1972	Ken Starling	781	102	0	0	883	1991	Vaughn Dunbar	1805	263	0	262	2330
1973	Ken Starling	676	59	0	0	735	1992	Thomas Lewis	89	685	0	382	1156
1974	Courtney Snyder	1254	108	0	0	1362	1993	Thomas Lewis	45	1058	342	450	1895
1975	Courtney Snyder	1103	52	0	0	1155	1994	Alex Smith	1475	115	0	0	1490
1976	Mike Harkrader	1003	37	21	0	1061	1995	Alex Smith	769	58	0	0	827
1977	Ric Enis	978	15	0	0	993	1996	Alex Smith	1248	76	0	44	1368
1978	Mike Harkrader	880	24	0	0	904	1997	Joey Eloms	3	32	173	499	773
1979	Lonnie Johnson	708	202	0	352	1262	1998	Antwaan Randle El	873	54	0	0	927
1980	Lonnie Johnson	1075	71	0	17	1163	1999	Levron Williams	817	360	0	0	1177
1981	Duane Gunn	88	656	0	300	1044	2000	Antwaan Randle El	1270	0	0	0	1270
1982	Duane Gunn	-15	764	0	234	983	2001	Levron Williams	1401	289	0	511	2201
1983	Duane Gunn	77	315	-2	201	591	2002	Courtney Roby	37	1039	0	239	1303
1984	Len Kenebrew	0	750	0	0	750	2003	BenJarvus Green-Ellis	938	165	0	0	1106
1985	Bobby Howard	967	169	0	17	1153	2004	Courtney Roby	135	810	0	67	1012
1986	Stacy Dawsey	2	369	0	556	927	2005	Chris Taylor	740	49	0	0	789



TACKLE LEADERS

Year	Name	No.
1966	Ken Kaczmarek	92
1967	Ken Kaczmarek	118
1968	Don Silas	97
1969	Karl Pankratz	114
1970	Mike Fulk	88
1971	Rob Spicer	121
1972	Mike Fulk	126
1973	Donnie Thomas	98
1974	Craig Brinkman	141
1975	Donnie Thomas	137
1976	Steve Sanders	165
1977	Joe Norman	124
1978	Joe Norman	199
1979	Craig Walls	106
1980	Craig Walls	121
1981	Craig Walls	101
1982	Mark Weiler	120
1983	Chris Sigler	103
1984	Joe Fitzgerald	155
1985	Brad Mitchell	132
1986	Van Waiters	107
1987	Willie Bates	117
1988	Willie Bates	98
1989	Mark Hagen	105
1990	Mark Hagen	120
1991	Mark Hagen	109
1992	Alfonzo Thurman	79
1993	Alfonzo Thurman	108
1994	Alfonzo Thurman	93
1995	Aaron Warnecke	99
1996	Jamie Baisley	105
1997	Jabar Robinson	101
1998	Jabar Robinson	117
1999	Justin Smith	89
2000	Johnny Anderson	92
2001	Justin Smith	99
2002	John Kerr	114
2003	Kyle Killion	97
2004	Herana Daze-Jones	110
2005	Kyle Killion	91

CAREER TACKLES

1. Joe Norman	444
<i>Year</i>	<i>Tackles</i>
1975	30
1976	91
1977	124
1978	199
Total	444
2. Willie Bates	384
<i>Year</i>	<i>Tackles</i>
1985	63
1986	106
1987	117
1988	98
Total	384
3. Donnie Thomas	369
<i>Year</i>	<i>Tackles</i>
1973	98
1974	134
1975	137
Total	369
4. Herana Daze-Jones	342
<i>Year</i>	<i>Tackles</i>
2001	28
2002	108
2003	96
2004	110
Total	342

5. Mark Weiler	336
<i>Year</i>	<i>Tackles</i>
1981	56
1982	120
1983	17
1984	143
Total	336

5. Mark Hagen	336
<i>Year</i>	<i>Tackles</i>
1987	2
1989	105
1990	120
1991	109
Total	336

SINGLE-GAME TACKLES

1. 26	Joe Norman vs. Ohio State	11/18/78
2. 25	Donnie Thomas at Ohio State	11/1/75
25	Karl Pankratz at Wisconsin	10/29/69
3. 24	Marlin Evans at Ohio State	10/18/80
24	Doug Sybert vs. Ohio State	11/18/78
24	Steve Sanders at Purdue	11/20/76
24	Don Silas vs. Minnesota	11/16/68

TACKLE FOR LOSS LEADERS

Year	Name	No.
1966	Jim Sniadecki	13
1967	Ken Kaczmarek	10
1968	Jerry Grecco	9
1969	Ed McGuire	17
1970	Ed McGuire	17
1971	Mike Fulk	8
1972	Mike Fulk	11
1973	Carl Barzilauskast	8
1974	Larry Jameson	10
1975	Carl Smith	9
1976	Steve Sanders	6
	Carl Smith	6
1977	Paul Yarian	11
1978	Joe Norman	13
1979	Terry Tallen	9
1980	Craig Walls	9
1981	Rod Walden	8
1982	Mark Smythe	11
1983	Dave Zyzda	7
1984	Nate Borders	6
1985	Van Waiter	7
	Steve May	7
	Mike McCurry	7
1986	Van Waiters	24
1987	Van Waiters, Joe Huff	11
1988	Joe Huff	9
1989	Greg Farrall	12
1990	Greg Farrall	9
1991	Greg Farrall	18
1992	Lamar Mills	13
1993	Troy Drake	10
	Bernard Whittington	10
1994	Nathan Davis	9
1995	Nathan Davis	20
1996	Adewale Ogunleye	15
1997	Adewale Ogunleye	21
1998	Adewale Ogunleye	17
1999	Kemp Rasmussen	11.5
2000	Justin Smith	14
2001	Justin Smith	11
2002	Kris Dielman	14
2003	Jodie Clemons	12
2004	Kyle Killion	16.5
2005	Kyle Killion	8

CAREER TACKLES FOR LOSS

1. Adewale Ogunleye	64
<i>Year</i>	<i>TFL</i>
1996	15
1997	21
1998	17
1999	11
Totals	64

2. Van Waiters	44
<i>Year</i>	<i>TFL</i>
1983	2
1985	7
1986	24
1987	11
Totals	44

3. Greg Farrall	40
<i>Year</i>	<i>TFL</i>
1988	1
1989	12
1990	9
1991	18
Totals	40

4. Nathan Davis	37
<i>Year</i>	<i>TFL</i>
1993	0
1994	9
1995	20
1996	8
Totals	37

5. Joe Huff	35
<i>Year</i>	<i>TFL</i>
1984	0
1986	5
1987	11
1988	19
Totals	35

5. Kyle Killion	35
<i>Year</i>	<i>TFL</i>
2002	3.5
2003	7
2004	16.5
2005	8
Totals	35

SINGLE-SEASON TFL

1. 24	Van Waiters	1986
2. 21	Adewale Ogunleye	1997
3. 20	Nathan Davis	1995
4. 19	Joe Huff	1988
5. 18	Greg Farrall	1991
6. 17	Adewale Ogunleye	1998
17	Ed McGuire	1970
17	Ed McGuire	1969

SINGLE-GAME TFL


1. 5	Van Waiters at Michigan St.	11/8/86
5	Damian Gregory vs. Michigan St.	10/11/97
3. 4.5	Kris Dielman vs. Wm. & Mary	8/31/02
4. 4	Adewale Ogunleye vs. Illinois	10/2/99
4	Damian Gregory vs. Minnesota	11/14/98



FOOTBALL

YEARLY LEADERS

Year	Name	No.
1985	Steven May	4
	Vincent Fisher	4
1986	Van Waiters	14
1987	Van Waiters	7
1988	Joe Huff	11
1989	Greg Farrall	8
1990	Greg Farrall	5
	Larry McDaniel	5
1991	Greg Farrall	8
1992	Franciscus Mills	8
1993	Hurvin McCormack	7
1994	Nathan Davis	3
1995	Nathan Davis	6
1996	Adeiwale Ogunleye	8.5
1997	Adeiwale Ogunleye	10
1998	Adeiwale Ogunleye	8
1999	Adeiwale Ogunleye	8
2000	Justin Smith	6
2001	Kemp Rasmussen	6.5
2002	Kris Dielman	5
2003	Jodie Clemons	6
2004	Kenny Kendal	5.5
2005	Victor Adeyanju	6.5



Adeiwale Ogunleye

CAREER SACKS


1. Adeiwale Ogunleye		34.5
Year		Sacks
1996		8.5
1997		10.0
1998		8.0
1999		8.0
Total		34.5
2. Van Waiters		25.0
Year		Sacks
1983		2.0
1985		2.0
1986		14.0
1987		7.0
Total		25.0
3. Greg Farrall		22.0
Year		Sacks
1988		1.0
1989		8.0
1990		5.0
1991		8.0
Total		22.0
4. Joe Huff		17.0
Year		Sacks
1984		0.0
1986		1.0
1987		5.0
1988		11.0
Total		17.0
5. Kemp Rasmussen		16.5
Year		Sacks
1998		0.0
1999		7.0
2000		3.0
2001		6.5
Total		16.5

SINGLE-SEASON SACKS

1. 14.0	Van Waiters	1987
2. 11.0	Joe Huff	1988
3. 10.0	Adeiwale Ogunleye	1997
4. 8.0	Adeiwale Ogunleye	1999
8.0	Adeiwale Ogunleye	1998
8.0	Lamar Mills	1992
8.0	Greg Farrall	1991
8.0	Greg Farrall	1989

SINGLE-GAME SACKS

1. 4	Adeiwale Ogunleye at Ohio S.	10/18/97
4	Van Waiters at Michigan St.	11/8/86
3. 3	Van Waiters vs. Northwestern	10/3/87
3	Damian Gregory at Michigan St.	10/10/98
3	Adeiwale Ogunleye vs. Illinois	10/1/99
3	Paul Mandina vs. Ball State	9/4/99



Van Waiters



CAREER INTERCEPTIONS

1. Tim Wilbur	19
Year	Int.
1978	6
1979	8
1980	3
1982	2
Total	19

2. John Cannady	11
Year	Int.
1943	No stats available
1944	No stats available
1945	No stats available
1946	No stats available
Total	11

2. Dave Abrams	11
Year	Int.
1977	7
1978	4
Total	11

2. Lance Brown	11
Year	Int.
1991	1
1992	3
1993	4
1994	3
Total	11

5. John McDonnell	10
Year	Int.
1943	No stats available
1944	No stats available
1945	No stats available
1946	No stats available
1947	No stats available
1948	No stats available
Total	10

5. Eric Allen	10
Year	Int.
1994	3
1995	2
1996	5
Total	10

SINGLE-SEASON INTERCEPTIONS

1. 8	Tim Wilbur	1979 (167 yds)
2. 7	Dave Abrams	1977 (24 yds)
3. 6	Mark Sutor	1982 (61 yds)
6	Tim Wilbur	1978 (138 yds)
6	Milt Campbell	1955 (111 yds)
6	John Cannady	1946 (25 yds)

SINGLE-GAME INTERCEPTIONS

1. 3	Greg Yeldell at Michigan	10/24/98
3	Tim Wilbur at Illinois	11/10/79
3	Ben Norman vs. Baylor	9/21/68
3	Milt Campbell vs. Ohio U.	10/29/55
3	Florian Helinski at Michigan	10/30/54

CAREER INT. RETURN YARDS

1. 360	Tim Wilbur	1978-80, 82
2. 189	Kywin Supernaw	1996-97
3. 174	George Taliaferro	1945, 47-48
4. 167	Eric Allen	1996
5. 160	Alfonzo Thurman	1991-94

SINGLE-SEASON INT. RETURN YDS.

1. 167	Tim Wilbur	1979 (8 ret.)
2. 152	Mike Dumas	1990 (3 ret.)
3. 138	Tim Wilbur	1978 (6 ret.)
4. 132	Alfonzo Thurman	1994 (2 ret.)
5. 127	Chris Sigler	1984 (5 ret.)

SINGLE-GAME INT. RETURN YDS.

1. 99	Mike Dumas at Purdue	11/24/90
2. 98	Tracy Porter vs. Central Michigan	9/4/04
3. 98	Tim Wilbur at Michigan State	10/21/78
4. 97	Alfonzo Thurman vs. Miami (Ohio)	9/10/94
5. 92	Marvin Woodson at Purdue	11/17/62
6. 90	Kywin Supernaw vs. Illinois	11/1/97

LONGEST INTERCEPTION RETURNS

1. 99	Mike Dumas at Purdue	11/24/90
2. 98t	Tim Wilbur at Michigan State	10/21/78
3. 97t	Alfonzo Thurman vs. Miami, O.	9/10/94
4. 96t	Tracy Porter vs. Central Michigan	9/4/04
4. 92t	Marvin Woodson at Purdue	11/17/62
5. 90t	Kywin Supernaw vs. Illinois	11/1/97

t-touchdown

LONGEST FUMBLE RETURNS

1. 92	Dale Kneipp vs. Minnesota	11/4/78
-------	---------------------------	---------

YEARLY LEADERS

Year	Name	No.
1968	Benjamin Norman	5
1969	John Mathias	5
1970	Stephen Porter	3
1971	Michael Heizman	4
	Daniel Lintner	4
1972	Quinn Buckner	5
1973	Quinn Buckner	3
1974	Bill Atkinson	2
1975	Harold Waterhouse	2
	William Wilson	2
	Daniel Zarlino	2
1976	Harold Waterhouse	3
1977	Dave Abrams	7
1978	Tim Wilbur	6
1979	Tim Wilbur	8
1980	Chuck Alexander	4
1981	Marc Longshore	4
1982	Mark Sutor	6
1983	Nathan Borders	5
1984	Chris Sigler	5
1985	Leonard Bell	3
1986	Alex Green	5
1987	Brian Dewitz	5
1988	Erick Coleman	3
	Brian Dewitz	3
	Brad Money	3
	Marc Ferry	3
1989	David Ane	2
	Michael Dumas	2
	Troy Mason	2
1990	Michael Dumas	3
	Mark Hagen	3
1991	Damon Watts	3
1992	James Davis	5
1993	Lance Brown	4
1994	Eric Smedley	4
1995	Joey Eloms	4
1996	Eric Allen	5
1997	Joey Eloms	3
	Kywin Supernaw	3
1998	Jabar Robinson	5
	Greg Yeldell	5
1999	Michael McGrath	3
2000	Sharrod Wallace	2
2001	Marcus Floyd	3
2002	Damien Jones	3
2003	Herana-Daze Jones	2
	Cedric Henry	2
2004	Tracy Porter	3
2005	Tracy Porter	3



FOOTBALL

SINGLE-GAME OFFENSE

Rushing

Attempts:84 vs. Temple, 10/18/52 (318 yards)
 Yards:564 at Kentucky, 9/17/94
 Fewest Attempts:18 at Michigan State, 11/14/87
 First Downs:30 at Kentucky, 9/17/94

Passing

Attempts:58 vs. Ohio State, 10/23/82 (35 comp.)
 Completions:37 at Iowa, 10/15/05 (57 att.)
 Yards:441 vs. Ball State, 9/13/97 (28-41)
390 vs. Iowa, 10/9/82 (26-36)
390 vs. South Carolina, 12/28/88 (17-32)
 Had Intercepted:6 at Minnesota, 10/10/70
 First Downs:24 at Northwestern, 10/9/04

Total Offense

Plays:101 vs. Louisville, 9/14/85
101 at Iowa, 10/15/05
 Yards:650 at Kentucky, 9/17/94
 Fewest Plays:37 at Purdue, 11/20/48
 First Downs:35 at Kentucky, 9/17/94

Penalties

Times Penalized:16 vs. Western Michigan, 9/12/98
16 vs. Kansas State, 9/22/62
 Yards189 vs. Kansas State, 9/22/62

SINGLE-GAME DEFENSE

Fumbles

Number:11 at Minnesota, 1946
 Lost:7 at Minnesota, 1946

Total Defense

Fewest Yards Allowed:38 at Nebraska, 1942
 Fewest First Downs Allowed:1 vs. Fort Knox, 1944
 Fumbles Recovered:7 vs. Illinois, 9/15/73

Rushing

Fewest Yards Allowed:minus-32 vs. William & Mary, 8/31/02
 Fewest First Downs Allowed:0 three times
most recent vs. Kansas State, 9/18/65

Passing

Fewest Attempts:2 twice, most recent at Ohio State, 11/5/55
 Fewest Completions:0 six times
most recent vs. Minnesota, 10/19/85
 Fewest Yards:minus-2 vs. Purdue, 11/24/45
 Fewest First Downs Allowed:0, 22 times
most recent vs. Michigan State, 11/9/85
 Interceptions:6 at Minnesota, 1945

SINGLE-SEASON

Most

Least

Rushing

Attempts:658 (1977)262 (1948)
 Net Yards:2,964 (2001)539 (1948)

Passing

Attempts:446 (2002)88 (1941)
 Completions:225 (1982)30 (1960)
 Passes Had Intercepted:24 (1970)6 (1994)
 Yards Gained:3,020 (2002)398 (1958)

Interceptions

Interceptions:22 (1945)6 (1964)
 Return Yards:340 (1945)11 (1992)

Total Offense

Touchdowns:50 (1988)3 (1922, 1933, 1938)
 Extra Points:45 (1988)1 (1938)
 Total Points:396 (1988)21 (1922, 1938)
 Plays:910 (1991)426 (1948)
 Yards Gained:5,253 (1988)1,372 (1948)
 First Downs Rushing:172 (1988)35 (1948)
 First Downs Passing:137 (2002)18 (1958)
 Total First Downs:276 (1988)63 (1948)
 First Downs Penalty:20 (1984, 1995)1 (1950)

Special Teams

Punts:83 (1971)37 (1947)
 Punting Yardage:3,172 (2005)1,260 (1964)
 Punt Returns:46 (1993)10 (1956)
 Punt Return Yards:800 (1942)28 (1976)
 Kickoff Returns:56 (2002)13 (1945)
 Kickoff Return Yards:1,109 (2002)188 (1943)

Miscellaneous

Penalties:83 (1986)36 (1942-77)
 Yards Penalized:715 (1987)205 (1940)
 Fumbles:42 (1958)13 (1992)
 Fumbles Lost:27 (1946)6 (1992)



OPPONENT RECORDS

FOOTBALL

Single-Game Rushing

	Year	No.	Yds.
1. Larry Johnson, Penn State	2002	28	327
2. Damien Anderson, Northwestern	2000	36	292
Lorenzo White, Michigan State	1987	56	292
4. Lorenzo White, Michigan State	1985	25	286
5. Otis Armstrong, Purdue	1972	32	276

Single-Play Rushing

	Year	Yds.
1. Tony Boles, Michigan	1989	91t
2. John Karras, Illinois	1951	88t
3. Bill Wells, Michigan State	1951	83t

Single-Game Passing

	Year	Att.	Comp.	Yds.
1. Chuck Hartlieb, Iowa	1988	60	44	558
2. Kyle Orton, Purdue	2004	33	54	522
3. Scott Mullen, Iowa	1999	60	36	426
4. Dave Wilson, Illinois	1980	41	24	403
5. Philip Rivers, N.C. State	2000	52	31	401

Single-Play Passing

	Year	Yds.
1. Tony Banks-Nigea Carter, Michigan State	1994	93t
2. Rick Trefzger-Brian Alford, Purdue	1996	90t
3. Ed Smith-Kirk Gibson, Michigan State	1978	86t

Single-Game Receptions

	Year	No.	Yds.
1. Taylor Stubblefield, Purdue	2004	14	138
2. David Boston, Ohio State	1996	13	153
3. Nick Bell, Iowa	1988	13	128
4. Kevin Kasper, Iowa	1999	12	120
5. Alan Reid, Minnesota	1982	12	109

Single-Game Receiving Yards

	Year	No.	Yds.
1. Devon Harberts, Iowa	1988	11	233
2. Kyle Ingrahan, Purdue	2004	11	209
2. Andre Rison, MSU	1986	11	196
3. Dave Moritz, Iowa	1983	11	192
4. Mike Sherrod, Illinois	1980	8	191
5. Roger Murphy, Northwestern	1966	11	178

Punt Return

	Year	Yds.
1. Tim Dwight, Iowa	1997	92t
2. Branch Bruce, Penn State	1999	90t
3. Brian Musso, Northwestern	1995	86t

Kickoff Return

	Year	Yds.
1. Jermaine Mays, Minnesota	2000	100T
Stan Brown, Purdue	1970	100T
2. Curtis Duncan, Northwestern	1984	99t
Norm Granger, Iowa	1981	99t

Total Offense

	Year	Yds.
1. Kyle Orton, Purdue	2004	530
2. Chuck Hartlieb, Iowa	1988	516
3. Scott Mullen, Iowa	1999	426
4. Marc Wilson, Brigham Young	1979	408
5. Philip Rivers, North Carolina State	2000	401

Touchdown Passes

	Year	TDs
1. Tim Couch, Kentucky	1997	7
2. Kyle Orton, Purdue	2004	6
3. Philip Rivers, North Carolina State	2000	5
Dusty Bonner, Kentucky	1999	5
Fred Riddle, Iowa	1963	5
Jeff George, Illinois	1989	5

Field Goals

	Year	FGs
1. Bryan Borreson, Utah	2002	4
Chip Lohmiller, Minnesota	1986	4
Jim Gallery, Minnesota	1981	4
Bob Atha, Ohio State	1981	4
Morten Andersen, Michigan State	1981	4

Longest Field Goal

	Year	Yds.
1. Jim Gallery, Minnesota	1981	57
2. Dan Stultz, Ohio State	1997	55
Chip Lohmiller, Minnesota	1986	55

Scoring

- 20 players tied with 24
Most recent: Jason Wright (Northwestern, 2003)

Punt

	Year	Yds.
1. Bruce Branch, Penn State	1999	90
2. Paul Burton, Northwestern	1995	90
3. Greg Montgomery, Michigan State	1985	80
Paul Calhoun, Kentucky	1983	80

Interception Return

	Year	Yds.
1. Ray Griffin (55) to Nick Buonamici, Ohio St.	1976	95T
2. Brian Williams, Illinois	1989	92T
3. Jamar Fletcher, Wisconsin	2000	87



FOOTBALL

Individual Rushing

Most Rushes47, Anthony Thompson vs. Iowa, 10/29/88
 Opponent44, Blake Ezor (Michigan State), 11/14/88
 Yards327, Larry Johnson (Penn State), 11/16/02
 Indiana246, Levron Williams vs. Northwestern, 10/9/99
 Longest Rush89, Darrick Burnett vs. Miami (Ohio), 9/24/77
 Opponent80, Ki-Jana Carter (Penn State), 11/5/94

Individual Passing

Attempts62, Kyle Orton (Purdue), 11/24/01
 Indiana56, Babe Laufenberg vs. Ohio State, 10/23/82
 Completions44, Chuck Hartlieb (Iowa), 10/29/88
 Indiana34, Babe Laufenberg vs. Ohio State, 10/23/82
 Yards558, Chuck Hartlieb (Iowa), 10/29/88
 Indiana408, Jay Rodgers vs. Ball State, 9/13/97
 TD Passes7, Tim Couch (Kentucky), 9/20/97
 Indiana5, Jay Rodgers vs. Ball State, 9/13/97

Individual Receiving

Receptions16, Jason Spear vs. Purdue, 11/22/97
 Opponent13, Nick Bell (Iowa), 10/29/88;
David Boston (Ohio State), 11/16/96
 Yards258, Tyrone Browning vs. Western Michigan, 9/12/98
 TD Receptions4, Craig Yeast (Kentucky), 9/20/97
 Indiana3, Trent Smock vs. Utah, 9/27/75;
Duane Gunn vs. Minnesota, 10/8/83
 Longest Reception .81, Versie Gaddis-A. Randle El vs. Ball State, 9/4/99
 Opponent ...77, Brandon Horn-Brett Basanez (Northwestern), 10/11/03

Individual Scoring

Touchdowns5, Anthony Thompson vs. Northwestern, 10/7/89
 Opponent ...4, (6x) recent: Jason Wright (Northwestern), 10/11/03
 Points Scored ...32, Anthony Thompson vs. Northwestern, 10/7/89
 Opponent ...24, (6x) recent: Jason Wright (Northwestern), 10/11/03

Individual Interceptions

Interceptions3, Benny Norman vs. Baylor, 9/21/68
 Opponent3, Grant Steen (Iowa), 10/19/02
Neil Little (Northwestern), 11/10/73
 Longest Return97, Alfonzo Thurman vs. Miami (Ohio), 9/10/94
 Opponent95, Ray Griffin (Ohio State), (55)
lateral from Nick Buonamici (40), 10/30/76

Individual Kicking

Most Punts13, Mark Zellmer vs. Ohio State, 10/16/71
 Opponent12, John Ray (Arizona), 10/26/68
 Longest Punt86, Jim DiGuilio vs. Wisconsin, 10/24/92
 Opponent80, Greg Montgomery (Michigan State), 11/9/85
 Punt Return93, Steve Porter vs. Wisconsin, 10/24/70
 Opponent80, Sedic Irvin (Michigan State), 10/11/97
 Most Field Goals4, Chris Gartner vs. Kentucky, 9/18/71
Chris Gartner vs. Wisconsin, 10/14/72
 Opponent4, Jim Gallery (Minnesota), 10/17/81
 Longest Field Goal57, Jim Gallery (Minnesota), 10/17/81
 Indiana52, Frank Stavroff vs. Utah, 9/27/75
Bill Manolopoulos vs. Iowa, 10/12/96
 Most P.A.T8, Adam Braucher vs. Northwestern, 11/3/01
 Opponent8, Shane Ryan (Purdue), 11/22/97;
Rich Spangler (Ohio State), 11/5/83
 Kickoff Return100t, Derin Graham vs. Wisconsin, 10/3/98
 Opponent97, Rick Stevenson (Arizona), 10/26/68

Team Rushing

Most Rushes80, Indiana vs. Northwestern, 10/14/78
 Opponent75, Michigan State, 11/8/75
 Yards441, Michigan State, 11/16/74; Northwestern, 10/9/99
 Indiana377, Indiana vs. Illinois, 10/18/69

Team Passing

Attempts62, Iowa, 10/29/88
 Indiana58, Indiana vs. Ohio State, 10/23/82
 Completions44, Iowa, 10/29/88
 Indiana35, Indiana vs. Ohio State, 10/23/82
 Yards558, Iowa, 10/29/88
 Indiana441, Indiana vs. Ball State, 9/13/97
 Had Intercepted4, Indiana vs. Illinois, 10/15/66 & 9/15/73;
vs. Michigan, 11/1/80; vs. Michigan State, 10/30/82
 Opponent4, Kentucky, 9/23/67; Kansas State, 9/18/65;
Wisconsin, 10/14/72 & 11/7/81; Duke, 10/4/80

Total Offense

Touchdowns10, Nebraska, 9/30/78
 Indiana8, Indiana vs. Northwestern, 11/3/01
Indiana vs. Missouri, 9/22/90
 Points Scored69, Nebraska, 9/30/78
 Indiana58, Indiana vs. Missouri, 9/22/90
 Plays101, Indiana vs. Louisville, 9/14/85
 Opponent100, Illinois, 10/5/68
 Yards623, Indiana vs. Louisville, 9/14/85
 Opponent613, Nebraska, 9/30/78
 First Downs34, Indiana vs. Louisville, 9/14/85
 Opponent32, Nebraska, 9/30/78; Purdue, 11/19/83
 Rushing First Downs24, Kentucky, 9/15/84
 Indiana22, Indiana vs. Minnesota, 11/3/79;
vs. Northwestern, 9/11/82
 Passing First Downs25, Iowa, 10/29/88
 Indiana18, Indiana vs. Kentucky, 9/15/84

Miscellaneous

Fumbles Lost7, Illinois, 9/15/73
 Indiana6, Indiana vs. Michigan, 11/4/72
 Yards Penalized189, Indiana vs. Kansas State, 9/22/62
 Opponent124, Michigan, 10/17/92
 Winning Margin51, 58-7 vs. Missouri, 9/22/90
 Losing Margin52, 69-17, Nebraska, 9/30/78
 Point Total94, Minnesota, 10/21/00
 Winning Streak10, 1987-88
 Losing Streak7, 1969-70
 Largest Crowd56,223, vs. Purdue, 11/22/69

Attendance

vs. Purdue56,223 (11/12/69)
 vs. Purdue53,202 (11/17/79)
 vs. Ohio State53,183 (10/20/73)
 vs. Purdue52,914 (11/19/77)
 vs. California52,904 (9/27/69)
 vs. Ohio State52,866 (11/19/05)
 vs. Iowa52,854 (11/8/69)
 vs. Minnesota52,804 (10/11/69)



RETURNS FOR TOUCHDOWNS

FOOTBALL

INDIANA

Date	Player & Opponent	Type	Yards
10/22/05	John Panno vs. Ohio State	Fumble	57
11/20/04	Will Lumpkin at Purdue	Fumble	72
11/13/04	Kyle Killion vs. Penn State	Fumble	46
10/30/04	Will Lumpkin vs. Minnesota	Interception	42
10/25/04	Lance Bennett vs. Michigan State	Punt	94
9/18/04	Victor Adeyanju at Kentucky	Fumble	4
9/11/04	Lance Bennett at Oregon	Kickoff	98
9/4/04	Tracy Porter vs. Central Michigan	Interception	96
9/27/03	Buster Larkins at Michigan	Block Punt	37
11/16/02	Buster Larkins vs. Penn State	Interception	59
11/2/02	HD Jones at Northwestern	Fumble	9
9/14/02	Joe Gonzalez at Kentucky	Interception	36
10/6/01	Duane Stone at Wisconsin	Blocked Punt	10
9/18/99	Derin Graham vs. Kentucky	Kickoff	90
11/7/98	Mike McGrath at Illinois	Fumble	35
10/3/98	Derin Graham vs. Wisconsin	Kickoff	100
9/19/98	Aaron Williams at Kentucky	Fumble	0
11/1/97	Kywin Supernaw vs. Illinois	Interception	90
11/23/96	Nathan Davis at Purdue	Blocked Punt	51
11/23/96	Kywin Supernaw at Purdue	Interception	13
10/19/96	Eric Allen at Michigan	Interception	42
10/12/96	Trent Jones vs. Iowa	Blocked Punt	30
9/7/96	Eric Allen at Toledo	Interception	24
11/11/95	Joey Eloms vs. Michigan State	Interception	30
9/23/95	Jabar Robinson vs. So. Mississippi	Fumble	3
10/29/94	Eric Smedley at Michigan State	Interception	47
10/1/94	Reggie Bryant vs. Minnesota	Interception	80
9/10/94	Alfonzo Thurman vs. Miami (Ohio)	Interception	97
10/23/93	Thomas Lewis at Northwestern	Punt	58
9/11/93	Lamar Mills vs. Northern Illinois	Fumble	46
9/4/93	Jay Davis vs. Toledo	Interception	30
10/3/92	Damon Watts at Michigan State	Blocked Punt	31
10/5/91	Scott McGowan vs. Michigan St.	Punt	79
11/24/90	Mark Hagen at Purdue	Interception	21
9/29/90	Mike Middleton vs. E. Michigan	Interception	22
9/22/90	Rob Turner at Missouri	Punt	65
9/15/90	Rob Turner at Kentucky	Punt	64
11/18/89	Mike Dumas at Illinois	Blocked Punt	28
11/21/88	Brian Dewitz at Purdue	Interception	34
11/7/88	Erick Coleman at Illinois	Fumble	47
11/21/87	Van Waiters vs. Purdue	Fumble	47
11/8/86	Alex Green at Michigan State	Interception	29
9/20/86	Brad Mitchell vs. Navy	Interception	59
9/21/85	Leonard Bell vs. Navy	Punt	52
9/8/84	Chris Sigler at Duke	Interception	48
11/12/83	Leonard Bell at Illinois	Interception	32
9/26/81	Duane Gunn at Syracuse	Kickoff	97
9/20/80	Tim Wilbur at Kentucky	Punt	78
9/20/80	Tim Wilbur at Kentucky	Interception	40
12/21/79	Tim Wilbur vs. Brigham Young	Punt	62
10/18/79	Tim Wilbur vs. Northwestern	Interception	58
9/15/79	Tim Wilbur vs. Vanderbilt	Interception	70
11/4/78	Dale Keneipp at Minnesota	Fumble	92
10/21/78	Tim Wilbur at Michigan State	Interception	98
10/8/77	Dave Abrams at Northwestern	Punt	38
11/8/75	Tom Buck vs. Michigan State	Interception	30
10/28/72	Bill Atkinson at Northwestern	Punt	57
9/30/72	Mike Fulk at Kentucky	Punt	22
11/20/71	Rob Spicer vs. Purdue	Interception	22
10/24/70	Steve Porter vs. Wisconsin	Punt	93
10/17/70	John Debbout at Illinois	Interception	28
11/15/69	Jamie O'Hara at Northwestern	Kickoff	88
11/1/69	Larry Highbaugh vs. Michigan St.	Punt	43
9/20/69	Steve Porter at Kentucky	Punt	66
9/20/69	Larry Highbaugh at Kentucky	Punt	73
11/2/68	Jim Sniadecki vs. Wisconsin	Interception	32
10/28/67	Nate Cunningham at Arizona	Interception	55
10/7/67	Ken Kaczmarek vs. Illinois	Interception	26
9/24/66	John Ginter at Northwestern	Punt	53

OPPONENT

Date	Player & Opponent	Type	Yards
10/29/05	Demond Williams at Michigan State	Kickoff	98
10/1/05	Brandon Williams at Wisconsin	Punt	63
10/2/05	Leon Hall vs. Michigan	Punt	76

11/15/03	Andrew Guman at Penn State	Block Punt	8
11/1/03	John Pawielski at Minnesota	Fumble	22
9/27/03	Jeremy LeSueur at Michigan	Interception	60
9/27/03	Steve Breaston at Michigan	Punt	69
11/16/02	Rich Gardner vs. Penn State	Interception	35
9/14/02	Quentus Camby at Kentucky	Interception	82
12/1/01	Derek Abney vs. Kentucky	Fumble	0
10/6/01	Joey Boese at Wisconsin	Fumble	26
9/6/02	Troy Graham at NC State	Block Punt	0
11/4/00	Christian Morten at Illinois	Punt	80
10/21/00	Jermaine Mays vs. Minnesota	Kickoff	100
9/25/99	Askari Adams at Penn State	Interception	37
9/25/99	Bruce Branch at Penn State	Punt	90
10/9/99	Harold Blackmon vs. Northwestern	Interception	75
11/20/99	Chuky Okobi vs. Purdue	Fumble	0
1/20/99	Vinny Sutherland vs Purdue	Punt	66
11/7/98	Steve Havard at Illinois	Kickoff	94
10/31/98	David Boston vs. Ohio State	Punt	70
9/19/98	John Rader at Kentucky	Interception	46
11/22/97	Mike Rose vs. Purdue	Interception	24
11/22/97	Lee Johnson vs. Purdue	Fumble	35
10/25/97	J.P. Lange at Iowa	Interception	60
10/25/97	Tim Dwight at Iowa	Punt	92
10/25/97	Matt Bowen at Iowa	Interception	70
10/18/97	Clinton Wayne at Ohio State	Interception	38
10/11/97	Sedrick Irvin vs. Michigan State	Punt	80
11/16/96	Damon Moore vs. Ohio State	Interception	28
11/16/96	Matt Finkes vs. Ohio State	Fumble	45
10/26/96	Gerald Filardi vs. Penn State	Interception	24
10/12/96	Tom Knight at Iowa	Interception	57
9/14/96	Jamie Taylor vs. Miami (Ohio)	Interception	36
11/11/95	Derrick Mason vs. Michigan State	Kickoff	87
11/11/95	Scott Greene vs. Michigan State	Punt	76
10/28/95	Terry Killens at Penn State	Blocked Punt	25
10/28/95	Aaron Collins at Penn State	Interception	80
10/21/95	Amani Toomer vs. Michigan	Punt	56
10/14/95	Tom Knight at Iowa	Interception	60
9/30/95	Casey Dailey at Northwestern	Fumble	43
11/12/94	Joey Galloway vs. Ohio State	Kickoff	93
10/22/94	Brian Musso vs. Northwestern	Punt	56
12/31/93	Antonio Banks vs. Virginia Tech	Blocked FG	80
12/31/93	Lawrence Lewis vs. Virginia Tech	Fumble	20
10/17/92	Derrick Alexander vs. Michigan	Punt	70
9/19/92	Marty Moore at Kentucky	Interception	36
9/7/91	Demetrius DuBose at Notre Dame	Interception	49
11/18/89	Brian Williams at Illinois	Interception	92
10/21/89	Fred Foggie vs. Minnesota	Blocked FG	98
12/28/88	Mike Tolbert vs. South Carolina	Blocked Punt	34
11/14/88	John Miller vs. Michigan State	Interception	39
9/14/85	Ernest Givens vs. Louisville	Kickoff	93
11/10/84	Craig Swoope vs. Illinois	Interception	73
11/3/84	William White at Ohio State	Interception	20
9/22/84	Curtis Duncan at Northwestern	Kickoff	99
10/23/82	Garcia Lane vs. Ohio State	Punt	68
9/18/82	Joey Browner at Southern California	Punt	54
11/7/81	David Greenwood vs. Wisconsin	Interception	65
10/10/81	Norm Granger at Iowa	Kickoff	99
10/7/78	Ira Matthews at Wisconsin	Punt	71
9/16/78	George Adams at Louisiana State	Interception	73
10/29/77	Mark Merrill vs. Minnesota	Interception	14
11/13/76	Ira Matthews vs. Wisconsin	Punt	56
10/30/76	Ray Griffin-Nick Buonamici vs. OSU	Interception	95
11/9/74	Carl Patrnczak at Northwestern	Interception	27
10/19/74	Neal Colzie vs. Ohio State	Interception	55
9/15/73	George Uremovich vs. Illinois	Kickoff	89
9/16/72	Michael Steidl vs. Minnesota	Punt	26
10/30/71	Tom Darden at Michigan	Interception	60
9/25/71	Godfrey White at Baylor	Kickoff	94
11/21/70	Stan Brown at Purdue	Kickoff	100
9/27/69	Ken Wiedemann vs. California	Interception	18
9/20/69	Roger Gann at Kentucky	Kickoff	95
10/26/68	Rick Stevenson vs. Arizona	Kickoff	97
10/19/68	Jerry Hartman vs. Michigan	Interception	62
9/28/68	Donnie Shanklin at Kansas	Punt	59
10/15/66	Phil Knell vs. Illinois	Interception	62
9/17/66	Bob Glover vs. Miami (Ohio)	Kickoff	86
9/25/65	Willie Stinson vs. Northwestern	Kickoff	91



FOOTBALL

Date	Game	Rusher/Yds.	Receiver/Yds.	Score
10/8/05	Illinois	Chris Taylor/132	James Hardy/118	Indiana 36, Illinois 13
9/2/05	at Central Michigan	Yamar Washington/108	James Hardy/107	Indiana 20, Central Michigan 13
9/18/04	at Kentucky	BenJarvus Green Ellis/115	Courtney Roby/184	Kentucky 51, Indiana 32
10/11/03	vs. Northwestern	BenJarvus Green Ellis/136		Northwestern 37, Indiana 31 (OT)
11/2/02	at Northwestern	Brian Lewis/128		Northwestern 41, Indiana 37
10/19/02	vs. Iowa	Yamar Washington/130	Courtney Roby/198	Iowa 24, Indiana 8
9/21/02	vs. Central Michigan	Chris Taylor/102		Indiana 39, Central Michigan 29
		Brian Lewis/123		
9/14/02	at Kentucky	Yamar Washington/129	Courtney Roby/101	Kentucky 27, Indiana 17
10/21/00	vs. Minnesota	Yamar Washington/163	Versie Gaddis/155	Indiana 51, Minnesota 43
		Antwaan Randle El/210		
		Levron Williams/134		
9/23/00	vs. Cincinnati	Levron Williams/119	Jerry Dorsey/125	Indiana 42, Cincinnati 6
9/7/96	at Toledo	Alex Smith/174	Dorian Wilkerson/114	Indiana 40, Toledo 6
9/30/95	at Northwestern	Alex Smith/136	Ajamu Stoner/102	Northwestern 31, Indiana 7
10/2/93	at Minnesota	Jermaine Chaney/109	Thomas Lewis/123	Indiana 23, Minnesota 19
10/12/91	vs. Northwestern	Vaughn Dunbar/148	Thomas Lewis/123	Indiana 44, Northwestern 6
9/21/91	vs. Kentucky	Vaughn Dunbar/147	Thomas Lewis/109	Indiana 13, Kentucky 10
11/10/90	vs. Wisconsin	Vaughn Dunbar/161	Rob Turner/106	Indiana 20, Wisconsin 7
10/13/90	vs. Ohio State	Vaughn Dunbar/188	Rob Turner/134	Indiana 27, Ohio State 27
9/22/90	vs. Missouri	Vaughn Dunbar/125	Rob Turner/118	Indiana 58, Missouri 7
10/7/89	vs. Northwestern	Anthony Thompson/178	Eddie Thomas/113	Indiana 43, Northwestern 11
12/31/88	vs. So. Carolina	Anthony Thompson/140	Rob Turner/181	Indiana 34, So. Carolina 10
11/21/88	at Purdue	Anthony Thompson/167	Rob Turner/108	Indiana 52, Purdue 7
10/15/88	at Minnesota	Anthony Thompson/139	Tony Buford/152	Indiana 33, Minnesota 13
11/7/87	vs. Illinois	Anthony Thompson/103	Ernie Jones/133	Indiana 34, Illinois 22
10/16/87	at Minnesota	Anthony Thompson/160	Ernie Jones/124	Indiana 18, Minnesota 17
9/12/87	vs. Rice	Anthony Thompson/105	Ernie Jones/120	Indiana 35, Rice 13
11/1/86	vs. Wisconsin	Anthony Thompson/207	Ernie Jones/133	Indiana 21, Wisconsin 7
9/28/85	at Missouri	Bobby Howard/111	Kenny Allen/163	Indiana 36, Missouri 17
10/16/82	at Minnesota	Orlando Brown/159	Duane Gunn/118	Indiana 40, Minnesota 21
11/4/78	vs. Minnesota	Mike Harkrader/113	Mike Friede/144	Minnesota 32, Indiana 31
10/12/74	vs. Minnesota	Courtney Snyder/160	Trent Smock/129	Indiana 34, Minnesota 3
10/9/71	at Wisconsin	Ken Starling/105	Charles Byrnes/113	Wisconsin 35, Indiana 29
11/1/69	at Michigan State	John Isenbarger/136	Jade Butcher/114	Indiana 16, Mich. State 0
9/20/69	at Kentucky	John Isenbarger/126	John Andrews/109	Indiana 58, Kentucky 30
10/12/68	at Iowa	John Isenbarger/136	Jade Butcher/114	Indiana 38, Iowa 34
10/5/68	vs. Illinois	John Isenbarger/159	Jade Butcher/108	Indiana 28, Illinois 14
9/21/68	vs. Baylor	Bobby Pernell/158	Jade Butcher/147	Indiana 40, Baylor 36
11/30/63	vs. Purdue	Rick Thompson/145	Bill Malinchak/113	Purdue 21, Indiana 15
		Tom Nowatzke/124		

Indiana's record in multiple 100-yard games:
Won 27, Lost 8, Tied 1



200-YARD PASSING, 100-YARD RECEIVING GAMES

FOOTBALL

200-YARD PASSING GAMES

16Steve Bradley (338 vs. Kentucky, 9/15/84)
14Trent Green (312 at Michigan State, 10/3/92)
13Antwaan Randle El (385 vs. W. Michigan, 9/12/98)
10Dave Schnell (378 vs. South Carolina, 12/28/88)
8Babe Laufenberg (390 vs. Iowa, 10/9/82)
7Matt LoVecchio (239 at Purdue, 11/20/04)
6Gibran Hamdan (335 vs. Iowa, 10/19/02)
5Jay Rodgers (408 vs. Ball State, 9/13/97)
5Tim Clifford (345 at Colorado, 9/27/80)
5Dave Kramme (235 at Illinois, 11/16/85)
5Blake Powers (360 at Iowa, 10/15/05)
4Richie Badar (256 at Iowa, 10/12/63)
4Chris Dittoe (279 vs. Penn State, 11/5/94)
4Harry Gonso (229 at Michigan State, 11/1/69)
4John Paci (379 at Penn State, 11/6/93)
2Lou D'Achille (232 vs. Ohio State, 10/14/50)
2Ted McNulty (282 vs. TCU, 9/23/72)
2Frank Stavroff (316 vs. Michigan State, 11/12/66)
1Scott Arnett (223 vs. Michigan State, 10/15/77)
1Adam Greenlee (229 vs. Michigan, 10/21/95)
1Florian Helinski (243 at Northwestern, 11/13/54)
1Bob Hoernschemeyer (345 at Nebraska, 1943)
1Terry Jones (291 vs. Utah, 9/27/75)
1Del Russell (308 vs. Marquette, 1947)

100-YARD RUSHING GAMES

28Anthony Thompson (377 at Wisconsin, 11/11/89)
17Vaughn Dunbar (265 at Missouri, 9/28/91)
16Antwaan Randle El (210 vs. Minnesota, 10/21/00)
16Alex Smith (245 at Purdue, 11/19/94)
14Levron Williams (241 vs. Northwestern, 10/9/99)
13Mike Harkrader (191 at Iowa, 10/16/76)
13John Isenbarger (184 vs. Minnesota, 10/11/69)
11Courtney Snyder (211 vs. Purdue, 11/22/75)
8Ric Enis (210 vs. Minnesota, 10/29/77)
7Ken Starling (160 vs. Northwestern, 11/10/73)
6BenJarvus Green-Ellis (110 vs. Minnesota, 10/30/04)
5Bobby Howard (135 vs. Michigan State, 11/9/85)
4Orlando Brown (159 at Minnesota, 10/16/82)
4Darrick Burnett (209 vs. Miami (Ohio), 9/24/77)
4Lonnie Johnson (237 vs. Illinois, 11/15/80)
4Brian Lewis (128 vs. Northwestern, 10/11/03)
4Tom Nowatzke (138 at Minnesota, 11/2/63)
4Ken St. Pierre (147 vs. Kentucky, 9/18/71)
4Yamar Washington (163 at Kentucky, 9/14/02)
3Chris Taylor (176 vs. Illinois, 10/8/05)
3Gene Gedman (187 vs. Pittsburgh, 10/6/51)
3Harry Gonso (127 vs. Wisconsin, 11/4/67)
3Bob Pernell (158 vs. Baylor, 9/21/68)
2John Bartkiewicz (120 vs. Ohio University, 10/29/55)

2Michael Batts (111 vs. Wisconsin, 10/24/92)
2Jermaine Chaney (167 at Kentucky, 9/17/94)
2Sean Glover (199 at Iowa, 10/14/95)
2De'Wayne Hogan (164 vs. Illinois, 11/1/97)
2Brett Law (240 vs. Missouri, 9/26/92)
2Bob Robertson (185 vs. Notre Dame, 10/21/50)
2George Taliatferro (102 at Iowa, 1945)
131 players

100-YARD RECEIVING GAMES

10Ernie Jones (163 at Kentucky, 9/19/87)
8Thomas Lewis (285 at Penn State, 11/6/93)
7Jade Butcher (175 at Arizona, 10/28/67)
6Courtney Roby (150 at Northwestern, 10/9/04)
6Duane Gunn (197 at Iowa, 10/10/81)
5Bill Malinchak (137 vs. Purdue, 11/20/65)
5Rob Turner (182 vs. South Carolina, 12/28/88)
5James Hardy (203 at Iowa, 10/8/05)
4Keith Calvin (153 vs. Michigan State, 10/15/77)
4Len Kenebrew (155 at Duke, 9/8/84)
4Trent Smock (178 at Kentucky, 9/28/74)
3Versie Gaddis (117 vs. Ball State, 9/4/99)
3Kenny Allen (183 at Missouri, 9/28/85)
3Scott McGowan (115 vs. Northwestern, 10/12/91)
3Jerry Dorsey (154 vs. Michigan, 10/30/99)
2Clifton Anderson (110 vs. Iowa, 10/23/54)
2Eddie Baety (120 at Michigan State, 10/3/92)
2Brad Bomba (156 at Northwestern, 11/13/54)
2Bill Couch (177 at Iowa, 10/29/66)
2Mike Friede (144 vs. Minnesota, 11/4/78)
2Glenn Johnson (184 at Utah, 9/7/02)
2Glenn Scolnik (175 vs. TCU, 9/23/72)
2Jason Spear (147 vs. Purdue, 11/22/97)
2Ajamu Stoner (123 vs. Illinois, 10/7/95)
2Eddie Thomas (113 vs. Northwestern, 10/7/89)
2Dorian Wilkerson (130 vs. Ball State, 9/13/97)
114 Players