

INDIANA HOOSIERS

ATHLETIC MEDIA RELATIONS • J.D. CAMPBELL • DIRECTOR/MBB CONTACT
E-MAIL - JC56@INDIANA.EDU • CELL - (812) 322-1437 • IUHOOSIERS.COM

2007-2008 INDIANA MEN'S BASKETBALL SCHEDULE

| Date | Opponent | Time | TV/Result |
|--|----------------------|-------------|-----------------|
| November | | | |
| 4 | NORTH ALABAMA | Noon | W, 121-76 |
| 10 | UNC PEMBROKE | 8 p.m. | W, 111-62 |
| (both above games are exhibitions) | | | |
| 12 | CHATTANOOGA | 7 p.m. | W, 99-77 |
| CHICAGO INVITATIONAL CHALLENGE | | | |
| 18 | LONGWOOD | Noon | W, 100-49 |
| 20 | UNC WILMINGTON | 7 p.m. | W, 95-71 |
| 23 | Illinois State | 8:30 p.m. | W, 70-57 |
| 24 | Xavier | 8:30 p.m. | L, 65-80 |
| (Sears Centre, Hoffman Estates, Illinois) | | | |
| BIG TEN/ACC CHALLENGE | | | |
| 27 | GEORGIA TECH | 7 p.m. | W, 83-79 |
| December | | | |
| 1 | at Southern Illinois | 9:30 p.m. | W, 64-51 |
| 3 | TENNESSEE STATE | 7 p.m. | W, 84-72 |
| 8 | KENTUCKY | 4 p.m. | W, 70-51 |
| 15 | WESTERN CAROLINA | 8 p.m. | W, 100-52 |
| 22 | COPPIN STATE | Noon | W, 73-46 |
| 29 | CHICAGO STATE | 7 p.m. | W, 97-59 |
| January | | | |
| 2 | at Iowa | 9 p.m. | W, 79-76 |
| 8 | at Michigan | 7 p.m. | W, 78-64 |
| 13 | ILLINOIS | 4:30 p.m. | W, 62-58 |
| 17 | at Minnesota | 9 p.m. | W, 65-60 |
| 20 | PENN STATE | 2 p.m. | W, 81-65 |
| 23 | IOWA | 9 p.m. | W, 65-43 |
| 26 | CONNECTICUT | 1 p.m. | L, 63-68 |
| 31 | at Wisconsin | 9 p.m. | ESPN |
| February | | | |
| 3 | NORTHWESTERN | Noon | Big Ten Network |
| 7 | at Illinois | 9 p.m. | ESPN/ESPN2 |
| 10 | at Ohio State | 1 p.m. | CBS |
| 13 | WISCONSIN | 7 p.m. | Big Ten Network |
| 16 | MICHIGAN STATE | 9 p.m. | ESPN |
| 19 | PURDUE | 7 p.m. | ESPN |
| 23 | at Northwestern | 8 p.m. | Big Ten Network |
| 26 | OHIO STATE | 7 p.m. | ESPN |
| March | | | |
| 2 | at Michigan State | Noon/2 p.m. | BTN/CBS |
| 5 | MINNESOTA | TBA | TBA |
| 8/9 | at Penn State | TBA | TBA |
| 13-16 at Big Ten Tournament (Indianapolis) | | | |

INDIANA AT WISCONSIN, 9:05 P.M.



January 31, 2008 • Kohl Center (17,142)
Madison, Wisconsin • IU leads series, 94-55
Last Meeting: at IU 71, UW 66 (Jan. 31, 2007)

#11 Indiana (17-2, 6-0 Big Ten)
at #13 Wisconsin (16-3, 6-1 Big Ten)



IU Radio Network (Don Fischer, Todd Leary and Joe Smith)
ESPN (Brent Musburger, Steve Lavin and Erin Andrews)

THE OPENING TIP

The Indiana men's basketball team is ranked 11th in the AP and ESPN/USA Today Coaches Polls. The Hoosiers will begin a stretch away from Assembly Hall with three of the next four on the road beginning with Thursday's contest at #13 Wisconsin. IU saw its 13-game overall and 29-game home court winning streaks end with a 68-63 loss to UConn on Saturday. The Badgers had their 10-game winning streak dissolve with a 60-56 loss on Saturday at Purdue. At 6-0 in conference play, Indiana has its best opening in the league since the 1992-93 team started 11-0 in the conference en route to a Big Ten title. Indiana is 4-0 on the road this season and 1-0 away from home against a ranked opponent. The Hoosiers defeated then #22 (Coaches Poll) Southern Illinois, 64-51, in Carbondale on December 1. Their 13-game winning streak tied for the fifth longest inseason streak in Indiana history and the 29-game home court edge was the fourth longest in Hoosier lore. Indiana is making its first trip to Wisconsin since February 8, 2006. Indiana is 11-1 in its next game following a loss under **Kelvin Sampson**. In Big Ten action, freshman **Eric Gordon** (19.8) and senior D.J. White (18.3) are the top two scorers in the league.

THE COACHES

Two-time National Coach of the Year **Kelvin Sampson** was named the 26th head coach in Indiana University history on March 29, 2006 and is in his second year with the Hoosiers and 25th as a collegiate head coach. He has notched 16 20-plus win seasons and is 493-270 (.645), which ranks 20th in victories among active NCAA Division I coaches. He is 38-13 (.754) in two seasons and won his first 27 games at Assembly Hall, surpassing Branch McCracken who previously held the record for most consecutive wins at home to start a career with 25 from 1938-41. Both of Sampson's Hoosier teams have been nationally ranked. This year, the Hoosiers were ranked as high as seventh in the country (AP), while last year, they climbed to #19. He is 3-2 all-time against the Badgers.

Coach **Bo Ryan** is in his seventh season at Wisconsin and has a 158-58 record. He is 6-3 all-time against Indiana. Overall in 24 years of coaching, he is 541-161.

UP NEXT

The Hoosiers return home to face Northwestern at noon on Super Bowl Sunday. Indiana will then visit Illinois (February 7) and Ohio State (February 10) before welcoming the Badgers to Assembly Hall on February 13.

MEDIA RELATIONS

Indiana Athletics Media Relations Director J.D. Campbell is the primary media relations contact for the Indiana men's basketball team. He can be reached via cell phone (812-322-1437) or e-mail (jc56@indiana.edu).

HOOSIER HISTORY

IU is third all-time in NCAA Championships (5), fifth in NCAA Tournament appearances (34), sixth in NCAA Tournament victories (60), seventh in Final Four appearances (8) and 10th in overall victories (1,625).

Indiana has won 20 Big Ten Championships with the last coming in 2002. The Hoosiers have the best winning percentage in conference games only at 61%. No team has had more All-Big Ten selections than IU with 51.

Indiana saw its 29-game home court winning streak snapped against UConn.

BIG TEN STANDINGS

| | |
|---------------------|------------|
| Indiana..... | 6-0, 17-2 |
| Wisconsin..... | 6-1, 16-3 |
| Michigan State..... | 6-1, 18-2 |
| Purdue..... | 6-1, 15-5 |
| Ohio State..... | 5-2, 14-6 |
| Minnesota..... | 2-4, 12-6 |
| Iowa..... | 3-5, 10-11 |
| Penn State..... | 2-5, 10-9 |
| Illinois..... | 2-6, 10-11 |
| Michigan..... | 1-7, 5-15 |
| Northwestern..... | 0-7, 6-11 |

This Week

January 29
Ohio State at Penn State

January 30
Iowa at Purdue
Illinois at Michigan State
Texas-Pan American at Wisconsin

January 31
Minnesota at Michigan
Indiana at Wisconsin

Quickly

• **Eric Gordon** leads the league in scoring (21.7), and is fourth in the league in free throw percentage (84.5) and fifth in three-point field goals made (2.6). He has made (122) and attempted (144) more free throws than any other player in the league. The last freshman to lead the Big Ten in scoring was Minnesota's Kris Humphries (21.7) in 2004. The highest scoring average by a freshman in league history was set by Purdue's Glenn Robinson (24.1) in 1993.

• **D.J. White** has recorded 12 double-doubles in his last 15 outings. He is currently third in the league in scoring (16.8), first in the league in rebounds (10.2) and field goal percentage (61.5), and third in the league in blocked shots (1.8). He is tied for 31st with Quinn Buckner on the school's all-time scoring list with 1,195 points and 20th in all-time rebounds at IU with 601. He is averaging 18.3 points and 11.3 rebounds in Big Ten action.

• **Jamarcus Ellis** is sixth in the Big Ten in rebounding (7.3) and fifth in assists (4.5). He also is second in the league in defensive rebounds at 5.8.

• The Hoosiers lead the league in scoring (78.6), free throw percentage (74.6), and scoring margin (+16.5)

**2007-08 ROSTER
(LAST GAME'S STARTERS UNDERLINED)**

| No. | Name | Ht. | Wt. | Pos. | YR/EXP | Hometown/High School/Last College |
|-----|---|-----|-----|------|--------|---|
| 1 | <u>Armon Bassett</u> | 6-1 | 176 | G | SO/1L | Terre Haute, Ind./Hargrave Military Academy |
| | Preseason All-Big Ten (<i>ATHLON</i>)... two-year starter who is averaging 10.8 points... had 18 points against UConn ... made a career-high six triples against the Huskies... had 11 second half points to key come back against Illinois... hit 6-of-8 overall and 5-of-6 beyond the arc for 17 points against Penn State... shooting a league-best 55.2% from 3's. | | | | | |
| 2 | <u>DeAndre Thomas</u> | 6-8 | 295 | F | JR/JC | Chicago, Ill./Westinghouse/Chipola JC |
| | Lost 59 pounds in the offseason... made first career start against Longwood... averaging 4.9 points... tied season-high with 11 points and five rebounds against Kentucky... received fifth start of the season against Iowa. | | | | | |
| 3 | <u>D.J. White</u> | 6-9 | 251 | F | SR/3L | Tuscaloosa, Ala./Hillcrest |
| | Preseason All-American... averaging 18.3 points and 11.3 rebounds in league play... three-time Big Ten Player of the Week (12/3, 12/10, 1/14)... active IU leader with 83 starts... averaging 16.8 points, 10.2 boards and shooting 61.5 from the field... named all-tournament at the Chicago Invitational Challenge... has 11 double-doubles this season... named National Player of the Week by Rivals.com (12/10)... had 21 points and career-high 22 boards at Michigan... shot 8-of-11 for 22 points against Penn State, his sixth 20-point game of the season... netted a game-high 19 points on 8-of-13 shooting vs. Iowa... has 12 double-doubles this season... on Wooden Award Midseason Watch list. | | | | | |
| 4 | Brett Finkelmeier | 6-0 | 170 | G | FR/HS | Carmel, Ind./Carmel |
| | First-year walk-on... hit two free throws, his first collegiate points against WCU. | | | | | |
| 5 | Jordan Crawford | 6-4 | 195 | G | FR/HS | Detroit, Mich./Communication and Media Arts |
| | Averaging 11.5 points... had a career-high 20 points in his first career start against Kentucky... scored 16 points, 14 in the first half, and hit a career-best four trifectas at Minnesota... ranks fifth among all Big Ten frosh in scoring. | | | | | |
| 13 | <u>Jamarcus Ellis</u> | 6-5 | 200 | G/F | JR/JC | Chicago, Ill./Westinghouse/Chipola JC |
| | 2007 NJCAA Player of the Year who is averaging 7.8 points, 7.3 rebounds and 4.5 assists... has had two double-doubles this season... had 15 points, seven boards, seven assists and five steals at Iowa... knocked in 5-of-6 for 12 points to go along with eight assists, five boards and three steals in 38 minutes against Penn State... had 12 points, eight boards and four assists in win vs. Iowa. | | | | | |
| 20 | A.J. Ratliff | 6-3 | 188 | G | SR/3L | Indianapolis, Ind./North Central |
| | Had a season-high seven points against Illinois... had 20 against Wisconsin last season. | | | | | |
| 22 | Lance Stemler | 6-8 | 210 | F | SR/1L | Columbia, Ill./Gibault/Southwestern Illinois CC |
| | Made 25th career start against Coppin State... had season-high 15 points against Georgia Tech... had nine points against Coppin State... accounted for game-winning points with a 3-pointer at the 1:28 mark in victory at Minnesota... averaging 5.3 points and 3.3 rebounds. | | | | | |
| 23 | <u>Eric Gordon</u> | 6-4 | 215 | G | FR/HS | Indianapolis, Ind./North Central |
| | Averaging a Big Ten-best 21.7 points per game and named Big Ten Co-Player of the Week (11/19)... named all-tournament at the Chicago Invitational Challenge... first player in school history to open career with seven straight 20+ point performances... named ESPN.com National Player of the Week (12/3)... named Mid-season All-American and All-Freshman by Rivals.com... tallied a game-high 25 points, his 12th 20-point game, and added six rebounds and three assists in 38 minutes against Penn State... recorded 17 points on 7-of-11 shooting with four steals, three blocks and three assists in win over Iowa... named to Wooden Award Midseason Watch list. | | | | | |
| 24 | Brandon McGee | 6-7 | 220 | F | FR/HS | Chicago, Ill./Crane |
| | Had a season-high seven points against Tennessee State... added five against Chicago State. | | | | | |
| 30 | Mike White | 6-6 | 232 | F | SR/1L | Springhill, La./Springhill/Lee College |
| | Planned to redshirt but is averaging 3.4 points and 3.7 rebounds since peeling off redshirt against Georgia Tech... had 10 points and five boards against Coppin State. | | | | | |
| 32 | Eli Holman | 6-9 | 210 | C | FR/HS | Richmond, Calif./Richmond |
| | Had four points and six rebounds against Longwood... out indefinitely with a left wrist injury. | | | | | |
| 34 | Adam Ahlfeld | 6-0 | 183 | G | SR/2L | Indianapolis, Ind./North Central |
| | Walk-on who looks to join father Steve (1972-75) as the first father/son combo to play hoops for four years at IU and earn a degree... tied career-high with three points against UNC Wilmington | | | | | |
| 44 | Kyle Taber | 6-7 | 226 | F | JR/1L | Evansville, Ind./Evansville Central |
| | Awarded a scholarship this fall... had a point and a career-high six rebounds against WCU. | | | | | |

Head Coach: Kelvin Sampson (Pembroke State, '78) 38-13 at IU, 2nd Season; 493-270, 25th Year as Head Coach
Assistant Coaches: Ray McCallum (Ball State, '83), Jeff Meyer (Taylor, '76), Dan Dakich (Indiana, '85)
Trainer: Tim Garl (Alabama '78) Video Coordinator: Travis Steele (Butler, '04)
Strength and Conditioning: Jeff Watkinson (North Carolina State, '93)
Graduate Managers: Bilal Batley (Oklahoma, '07), Kellen Sampson (Oklahoma, '07)

LAST YEAR AGAINST WISCONSIN

A.J. Ratliff scored 18 of his 20 points in the second half, including nine in the final five minutes, to help Indiana overcome a two-point halftime deficit and knock off No. 2 Wisconsin, 71-66, last season. The victory snapped the Badgers' 17-game winning streak, which was the longest in the nation.

Ratliff's 3-pointer with 4:32 to play broke a 59-59 tie and gave Indiana (16-5, 6-2 Big Ten) a lead it would not relinquish. He followed the trey - his fourth of the night - with a layup with just under four minutes to play to stretch the Hoosier lead to five, but after both sides traded a pair of free throws, the Badgers' Marcus Landry got a layup to cut IU's lead to three at 66-63 with 1:56 left.

Ratliff again came through in the clutch, sandwiching a pair of free throws and a jumper around a Kammron Taylor 3 to push the Hoosier advantage to 70-66 with just 1:11 to play. Earl Calloway would add a free throw with eight seconds remaining to cap the scoring.

Post Game Notes

Indiana opened the game 3-of-15 from the floor in the first nine minutes of the first half, but closed out the half 9-of-14 from the floor.

Indiana held Wisconsin to 25-percent shooting from 3-point range.

With starters **Lance Stemler** and **Armon Bassett** on the bench in foul trouble, the Hoosiers' bench stepped up to score 30 points, led by A.J. Ratliff's 20 points.

For the second straight game, Indiana shot over 50 percent (27-of-53) from the floor. Indiana has shot over 50 percent in three Big Ten games this season.

A.J. Ratliff, coming off the bench for Indiana, led the Hoosiers with 20 points, going 7-for-9 in the game, including 4-of-6 from 3-point range. He scored 18 points in the second half, including several 3-point baskets that were key in giving Indiana a 10-point lead with 9:45 remaining in the game.

Official Basketball Box Score -- GAME TOTALS -- FINAL STATISTICS
Wisconsin vs Indiana
01/31/07 7 p.m. at Assembly Hall, Bloomington, Ind.

Wisconsin 66 • 21-2, 7-1

| ## | Player | Total | 3-Ptr | | | Rebounds | | | PF | TP | A | TO | Blk | Stl | Min |
|--------|------------------|-------|--------|--------|--------|----------|-----|-----|----|----|----|----|-----|-----|-----|
| | | | FG-FGA | FG-FGA | FT-FTA | Off | Def | Tot | | | | | | | |
| 05 | Chappell, Jason | f | 0-0 | 0-0 | 0-0 | 0 | 0 | 0 | 4 | 0 | 1 | 1 | 1 | 0 | 5 |
| 42 | Tucker, Alando | f | 8-16 | 1-3 | 6-8 | 4 | 2 | 6 | 2 | 23 | 2 | 1 | 0 | 0 | 35 |
| 32 | Butch, Brian | c | 1-3 | 0-1 | 1-2 | 1 | 7 | 8 | 1 | 3 | 0 | 0 | 0 | 0 | 23 |
| 22 | Flowers, Michael | g | 4-7 | 0-3 | 1-1 | 0 | 3 | 3 | 2 | 9 | 1 | 0 | 0 | 2 | 36 |
| 23 | Taylor, Kammron | g | 5-11 | 4-9 | 1-2 | 1 | 1 | 2 | 15 | 4 | 2 | 0 | 0 | 0 | 31 |
| 01 | Landry, Marcus | g | 4-5 | 0-0 | 1-2 | 1 | 2 | 3 | 2 | 9 | 0 | 4 | 0 | 1 | 24 |
| 03 | Hughes, Trevon | | 0-1 | 0-1 | 0-0 | 0 | 0 | 0 | 0 | 0 | 0 | 0 | 0 | 0 | 3 |
| 12 | Bohannon, Jason | | 2-4 | 0-2 | 0-0 | 0 | 0 | 0 | 2 | 4 | 3 | 0 | 0 | 0 | 19 |
| 34 | Stiemsma, Greg | | 0-0 | 0-0 | 0-0 | 1 | 0 | 1 | 1 | 0 | 0 | 3 | 0 | 0 | 4 |
| 45 | Krabbenhoff, Joe | | 1-5 | 0-1 | 1-2 | 0 | 4 | 4 | 1 | 3 | 1 | 1 | 0 | 3 | 20 |
| Team | | | | | | 0 | 2 | 2 | | | | | | | |
| Totals | | | 25-52 | 5-20 | 11-17 | 8 | 21 | 29 | 17 | 66 | 12 | 14 | 1 | 6 | 200 |

FG % 1st Half: 11-24 45.8% 2nd half: 14-28 50.0% Game: 25-52 48.1%
 3FG % 1st Half: 2-8 25.0% 2nd half: 3-12 25.0% Game: 5-20 25.0%
 FT % 1st Half: 4-7 57.1% 2nd half: 7-10 70.0% Game: 11-17 64.7%

Indiana 71 • 16-5, 6-2

| ## | Player | Total | 3-Ptr | | | Rebounds | | | PF | TP | A | TO | Blk | Stl | Min |
|--------|-------------------|-------|--------|--------|--------|----------|-----|-----|----|----|----|----|-----|-----|-----|
| | | | FG-FGA | FG-FGA | FT-FTA | Off | Def | Tot | | | | | | | |
| 03 | White, D.J. | f | 7-15 | 0-0 | 2-2 | 1 | 4 | 5 | 1 | 16 | 0 | 2 | 2 | 0 | 36 |
| 22 | Stemler, Lance | f | 0-2 | 0-2 | 2-2 | 3 | 3 | 6 | 4 | 2 | 1 | 1 | 0 | 1 | 25 |
| 01 | Bassett, Armon | g | 2-7 | 1-2 | 1-2 | 0 | 1 | 1 | 4 | 6 | 3 | 2 | 0 | 0 | 16 |
| 10 | Wilmont, Roderick | g | 3-9 | 2-6 | 0-2 | 1 | 5 | 6 | 3 | 8 | 0 | 4 | 0 | 2 | 33 |
| 51 | Calloway, Earl | g | 3-5 | 0-1 | 3-4 | 0 | 6 | 6 | 2 | 9 | 4 | 3 | 0 | 1 | 35 |
| 20 | Ratliff, A.J. | | 7-9 | 4-6 | 2-2 | 0 | 3 | 3 | 4 | 20 | 2 | 0 | 0 | 1 | 25 |
| 21 | Allen, Ben | | 0-0 | 0-0 | 0-0 | 0 | 0 | 0 | 1 | 0 | 0 | 0 | 0 | 0 | 1 |
| 30 | White, Mike | | 2-2 | 0-0 | 0-1 | 1 | 1 | 2 | 0 | 4 | 0 | 0 | 0 | 0 | 18 |
| 32 | Shaw, Joey | | 3-4 | 0-1 | 0-1 | 1 | 2 | 0 | 6 | 0 | 0 | 1 | 0 | 0 | 11 |
| Team | | | | | | 1 | 1 | 2 | | | | | | | |
| Totals | | | 27-53 | 7-18 | 10-15 | 8 | 25 | 33 | 19 | 71 | 10 | 12 | 3 | 5 | 200 |

FG % 1st Half: 12-29 41.4% 2nd half: 15-24 62.5% Game: 27-53 50.9%
 3FG % 1st Half: 2-12 16.7% 2nd half: 5-6 83.3% Game: 7-18 38.9%
 FT % 1st Half: 0-0 0.0% 2nd half: 10-15 66.7% Game: 10-15 66.7%

Officials: Tom O'Neill, Dan Chrisman, Mike Wood
 Technical fouls: Wisconsin-None. Indiana-None.
 Attendance: 17283

| Score by periods | 1st | 2nd | Total |
|------------------|-----|-----|-------|
| Wisconsin | 28 | 38 | 66 |
| Indiana | 26 | 45 | 71 |

| Points | In Paint | Off T/O | 2nd Chance | Fast Break | Bench |
|--------|----------|---------|------------|------------|-------|
| WIS | 34 | 8 | 10 | 2 | 16 |
| IND | 30 | 11 | 10 | 11 | 30 |

Last FG - WIS 2nd-01:30, IND 2nd-01:11.
 Largest lead - WIS by 6 1st-10:50, IND by 10 2nd-09:45.
 Score tied - 4 times.
 Lead changed - 9 times.

ALL-TIME SCORES, INDIANA LEADS 94-55

| | | | | |
|------------------------------|------------------------------|------------------------------|------------------------------|------------------------------|
| 1/29/10 W 13-11 Madison | 2/7/38 W 47-44 Bloomington | 2/24/64 W 108-82 Bloomington | 2/9/84 W 74-64 Bloomington | 1/8/05 W 74-61 Bloomington |
| 3/7/10 L 8-33 Bloomington | 2/28/38 L 32-34 Madison | 2/20/65 W 100-87 Bloomington | 1/12/85 W 90-68 Bloomington | 3/1/05 L 60-62 Madison |
| 2/3/11 L 9-51 Madison | 1/14/39 W 43-19 Bloomington | 3/8/65 W 92-73 Madison | 2/7/85 W 58-54 Madison | 2/8/06 L 54-72 Madison |
| 3/10/11 W 21-18 Bloomington | 2/15/40 W 40-34 Madison | 2/7/66 L 78-79 Madison | 1/11/86 W 80-69 Madison | 3/10/06 W 61-56 Indianapolis |
| 2/16/12 L 10-49 Madison | 2/24/41 L 30-38 Bloomington | 2/11/67 W 93-81 Bloomington | 2/6/86 W 78-69 Bloomington | 1/31/07 W 71-66 Bloomington |
| 3/16/12 L 21-34 Bloomington | 1/5/42 W 38-34 Bloomington | 2/10/68 L 83-95 Madison | 1/15/87 W 103-65 Bloomington | |
| 2/13/13 L 19-30 Bloomington | 1/24/42 L 36-42 Madison | 3/5/68 W 93-85 Bloomington | 2/16/87 W 86-85*** Madison | |
| 2/27/13 L 10-48 Madison | 2/13/43 W 51-44 Madison | 2/4/69 W 65-63 Madison | 1/14/88 W 55-53 Bloomington | |
| 1/12/14 L 15-59 Bloomington | 2/15/43 L 53-57 Madison | 2/25/69 W 101-84 Bloomington | 2/24/88 W 84-74 Madison | |
| 2/24/14 L 24-46 Madison | 2/11/44 L 43-62 Bloomington | 2/17/70 W 89-77 Bloomington | 1/19/89 W 61-58 Madison | |
| 1/9/15 L 18-39 Bloomington | 2/12/44 L 31-52 Bloomington | 3/1/71 L 87-94** Madison | 3/9/89 W 75-64 Bloomington | |
| 1/18/15 L 15-47 Madison | 1/11/47 L 49-70 Madison | 1/15/72 L 64-66* Bloomington | 2/1/90 W 85-61 Bloomington | |
| 3/6/17 L 13-29 Madison | 1/10/48 L 54-58 Bloomington | 2/12/72 W 84-76* Madison | 2/3/90 W 70-68 Madison | |
| 3/15/17 L 16-18 Bloomington | 1/15/49 L 48-58 Madison | 1/6/73 W 78-64 Madison | 1/30/91 W 73-57 Bloomington | |
| 2/24/19 L 16-29 Madison | 1/7/50 W 61-59 Bloomington | 2/24/73 W 57-55 Bloomington | 3/2/91 W 74-61 Madison | |
| 3/15/19 W 22-12 Bloomington | 3/5/51 W 68-58 Bloomington | 1/12/74 W 52-51 Bloomington | 1/11/92 W 79-63 Madison | |
| 1/8/23 L 10-17 Bloomington | 2/23/52 W 63-48 Madison | 2/11/74 W 81-63 Madison | 3/12/92 W 66-41 Bloomington | |
| 3/12/23 L 17-35 Madison | 2/9/53 W 66-48 Bloomington | 2/10/75 W 89-69 Madison | 3/14/93 W 87-80 Madison | |
| 1/5/24 L 21-23 Bloomington | 2/16/53 W 72-70 Madison | 2/17/75 W 93-58 Bloomington | 3/12/94 W 78-65 Bloomington | |
| 1/14/24 L 27-28 Madison | 1/4/54 W 70-67 Bloomington | 1/31/76 W 114-61 Bloomington | 1/7/95 W 73-70 Bloomington | |
| 1/13/26 L 37-38 Bloomington | 1/16/54 W 90-74 Madison | 2/26/76 W 96-67 Madison | 3/8/95 W 72-70 Madison | |
| 3/9/26 W 35-20 Bloomington | 1/15/55 L 66-77 Madison | 1/15/77 W 79-64 Madison | 1/10/96 W 81-55 Bloomington | |
| 1/8/27 W 28-23 Madison | 2/7/55 W 65-58 Bloomington | 2/24/77 L 64-66 Bloomington | 3/2/96 W 76-68 Madison | |
| 2/26/27 W 31-23 Bloomington | 1/7/56 W 75-71 Madison | 1/14/78 L 65-78 Madison | 1/4/97 L 58-71 Madison | |
| 1/14/29 L 20-24 Madison | 2/13/56 L 67-69 Bloomington | 2/23/78 W 58-54 Bloomington | 3/5/97 W 70-66 Bloomington | |
| 2/16/29 L 25-27 Bloomington | 1/7/57 W 79-68 Bloomington | 1/15/79 W 82-61 Bloomington | 1/25/98 W 69-59 Madison | |
| 1/23/30 L 21-23* Bloomington | 2/23/57 W 85-74 Madison | 2/17/79 W 68-62* Madison | 2/3/99 W 70-61 Bloomington | |
| 3/8/30 L 23-34 Madison | 2/10/58 W 93-87 Madison | 1/5/80 L 50-52 Madison | 1/5/00 W 71-67 Bloomington | |
| 2/15/32 W 33-21 Bloomington | 3/7/59 W 91-71 Bloomington | 2/28/80 W 61-52 Bloomington | 3/5/00 L 53-56 Madison | |
| 3/5/32 L 26-35 Madison | 2/6/60 W 97-85 Madison | 2/5/81 W 89-64 Bloomington | 1/4/01 L 46-49 Madison | |
| 1/14/33 L 37-38 Bloomington | 2/13/60 W 91-71 Bloomington | 2/5/81 W 59-52 Madison | 2/24/01 W 85-55 Bloomington | |
| 2/18/33 W 29-28* Madison | 2/18/61 W 98-84 Madison | 1/28/82 W 62-56 Madison | 3/9/01 W 64-52 Chicago | |
| 1/12/35 L 23-30 Bloomington | 3/6/61 W 80-69 Bloomington | 2/18/82 W 88-57 Bloomington | 2/13/02 L 63-64 Bloomington | |
| 2/16/35 L 27-37* Madison | 2/12/62 L 94-105 Bloomington | 2/3/83 W 83-73 Bloomington | 2/15/03 L 59-71 Madison | |
| 1/20/36 W 26-24 Madison | 2/25/63 L 96-102 Madison | 2/12/83 W 75-56 Madison | 1/6/04 L 45-79 Madison | |
| 2/22/36 W 54-21 Bloomington | 2/17/64 W 82-80** Madison | 2/4/84 W 81-67 Madison | 3/9/04 L 52-70 Bloomington | |

WHITE PUTTING UP MONSTER NUMBERS

Senior **D.J. White** is trying to become the first player since Alan Henderson to average double figures in scoring and rebounding at IU. He is currently averaging 16.8 points and 10.2 rebounds.

Hoosiers Who Have Averaged Double Figure Points and Rebounds

| Player | Points | Rebounds | Year |
|-----------------|-----------|-----------|---------|
| Alan Henderson | 17.8 ppg. | 10.3 rpg. | 1993-94 |
| Kent Benson | 19.8 ppg. | 10.5 rpg. | 1976-77 |
| Steve Downing | 20.1 ppg. | 10.6 rpg. | 1972-73 |
| Steve Downing | 17.5 ppg. | 15.1 rpg. | 1971-72 |
| George McGinnis | 29.9 ppg. | 14.7 rpg. | 1970-71 |
| Ken Johnson | 14.7 ppg. | 10.5 rpg. | 1969-70 |
| Ken Johnson | 18.2 ppg. | 12.2 rpg. | 1968-69 |
| Butch Joyner | 18.5 ppg. | 10.5 rpg. | 1966-67 |
| D. VanArsdale | 22.3 ppg. | 12.4 rpg. | 1963-64 |
| T. VanArsdale | 21.3 ppg. | 12.3 rpg. | 1963-64 |
| Walt Bellamy | 21.8 ppg. | 17.8 rpg. | 1960-61 |
| Walt Bellamy | 22.4 ppg. | 13.5 rpg. | 1959-60 |
| Frank Radovich | 14.8 ppg. | 11.9 rpg. | 1959-60 |
| Walt Bellamy | 17.4 ppg. | 15.2 rpg. | 1958-59 |
| Frank Radovich | 12.5 ppg. | 10.1 rpg. | 1958-59 |
| Archie Dees | 25.5 ppg. | 14.4 rpg. | 1957-58 |
| Archie Dees | 25.0 ppg. | 14.4 rpg. | 1956-57 |
| Dick Neal | 12.5 ppg. | 10.4 rpg. | 1956-57 |
| Archie Dees | 17.4 ppg. | 12.6 rpg. | 1955-56 |
| Don Schlundt | 24.3 ppg. | 11.1 rpg. | 1953-54 |

Fifteen rebounds

White was the first player since Steve Downing in 1972 to collect 15 rebounds or more in three straight games (Chicago State, Iowa, Michigan). White has had 93 rebounds in the last eight games (11.6).

1,000 points/600 rebounds

White is now the 16th player in Hoosier history to record more than 1,000 points (1,195) and 600 rebounds (601) during their career. He is the first player to accomplish the feat since Jeff Newton had 1,203 points and 737 rebounds from 2000-2003.

Pan-Am Games Experience Helped

White became the eighth player in Indiana basketball history to suit up for Team USA in the Pan American Games this past summer for Villanova Coach Jay Wright and was the top performer for the squad after averaging 16.8 points (4th in the tournament) and 8.6 rebounds (3rd in the event) in five games. He shot 59.3% from the field.

ELLIS SETS THE TONE

Junior **Jamarcus Ellis** made quite a first impression in his first Big Ten game at Iowa. He had 15 points, seven rebounds, seven assists and five steals. In addition, he tied the score just before halftime with an off-balance jumper, and had six straight points in a key second half stretch which saw the Hoosiers rally from a four-point deficit against the Hawkeyes.

For the season, he is averaging 7.8 points, 7.3 rebounds (6th in the Big Ten), 4.5 assists (5th in the Big Ten) and is second on the team with 17 blocked shots and leads the club with 29 steals. His nickname, Tone, is short for his middle name, Antonio.

GORDON'S BIG TEN DEBUT WAS NOTABLE

Freshman **Eric Gordon** had 25 points to help lead the Hoosiers to the 79-76 win at Iowa. Here is where his Big Ten opening freshman performance rates among some of the greats in Indiana history.

Steve Alford, 24 points at Ohio State, 1/7/84
 Alan Henderson, 20 points vs. Minnesota, 1/9/91
 Calbert Cheaney, 18 points at Ohio State, 1/4/89
 Bracey Wright, 17 points vs. Penn State, 1/8/03
 A.J. Guyton, 16 points at Michigan State, 1/2/97
 Isiah Thomas, 15 points at Ohio State, 1/3/80
 Damon Bailey, 14 points vs. Illinois, 1/2/91
 Mike Woodson, 14 points vs. Purdue, 1/6/77

Gordon Has Made The Sixth Most Free Throws

Gordon has made the sixth most free throws in the country and has made 122 free throws in 144 attempts.

Gordon's Double Digit Attempts At the Line

Chattanooga, 8 for 10
 UNC Wilmington, 12 for 13
 Illinois State, 7 for 10
 Xavier, 12 for 12
 Georgia Tech, 13 for 16
 Coppin State, 10 for 10
 Chicago State, 14 for 14
 Iowa, 9 for 11
 Illinois, 8 for 10

BASSETT IS THE HOTTEST HOOSIER

Sophomore point guard **Armon Bassett** is showing his toughness by playing through pain caused by bone chips in his left foot. The Terre Haute native has played some of his best ball over the last three games, where he has averaged 14.3 points, shot 71.4 percent and hit 13-of-16 treys (81.3 percent), including 6-of-8 against UConn. Bassett has nine assists to just two turnovers and has added six steals in 33.3 minutes. He is currently the Big Ten leader in three-point field goal percentage at 55.2 percent (next closest is 47.3 percent). Bassett also saved the day with 11 points against Illinois and his clutch triples in the second half helped IU post the win against the Illini.

In his last four home games, he has made 13 of his last 17 three-point attempts. Overall this season, he is shooting 63.4% from three-point range at home, making 26-of-41 three-point field goal attempts. This season, he also has 43 assists to just 25 turnovers.

HOOSIERS ON THE ROAD THIS SEASON

Indiana is 4-0 away from home this season with wins at Southern Illinois, Iowa, Michigan and Minnesota.

Hoosier opponents are shooting just 26.7% from long distance when they are at home.

IU is winning the battle of the boards, 41.8 to 31.0, in these games.

Freshman **Eric Gordon** is averaging 20.5 points and shooting 52.0 from the field and 48.0 from three-point range and senior **D.J. White** is averaging 16 points and 14.8 rebounds.

Freshman **Jordan Crawford** is averaging 13.0 points and shooting 50.0 from long distance. Senior **Lance Stemler** is shooting 55.6 from three-point range away from home.

HOME WINNING STREAK SNAPPED

Connecticut's victory at Assembly Hall snapped Indiana's 29-game home winning streak. The Hoosiers had not lost a home contest dating back to Feb. 11, 2006. It also marked Kelvin Sampson's first loss on the Branch McCracken Court (27-1) and snapped IU's 13-game overall winning streak.

The 29-game streak was the fourth-longest in school history and the fourth-longest active streak in the nation. The longest Indiana home streaks are listed below:

| No. | Began | Ended |
|-----|--|--------------------------------------|
| 56 | Feb. 24, 1991 vs. Michigan 112-79 | Jan. 24, 1995 vs. Michigan 52-65 |
| 33 | Jan. 15, 1986 vs. Ohio State 69-66 | Jan. 24, 1988 vs. Michigan 60-72 |
| 31 | Dec. 22, 1973 vs. South Carolina 84-71 | Dec. 6, 1976 vs. Kentucky 51-66 |
| 29 | Feb. 22, 2006 vs. Penn State, 69-65 | Jan. 26, 2008 vs. UConn 63-68 |

D.J. IS WHITE HOT

In the last 15 games, senior **D.J. White** is averaging 18.3 points, 11.6 rebounds, 2.1 blocks and is shooting 61.9% from the floor. He has had double-doubles in 12 of those games.

White was named Big Ten Men's Basketball Player of the Week for the third time this year (January 14) after averaging 18 points and 16 rebounds in wins over Michigan and Illinois. He had 15 points and 10 rebounds against Illinois and 21 points and 22 boards against Michigan, the first player since Alan Henderson in 1995 against Minnesota to post a 20/20 effort.

He also won the honor in consecutive weeks (December 3 and 10) and was named National Player of the Week by *Rivals.com* on December 10. Since the conference began giving the honor in 1981-82, White is the first Hoosier to receive the league Player of the Week honors in back-to-back weeks. For his career, he has been honored four times.

CRAWFORD CONTRIBUTES AS A FROSH

Freshman **Jordan Crawford** has emerged as a strong candidate for the Big Ten's All-Freshman team and Sixth Man of the Year Award. He is fifth among rookies in scoring in the league averaging 11.5 points. Combined with Gordon, they make up one of the strongest young backcourts in the nation averaging 33.2 points per game or 42.2 percent of the Hoosiers scoring attack. Usually the first option off the bench, unless there is an injury, he has scored in double figures in 11 of 16 games this season.

His most memorable performance of the season came when he started against his brother, Joe, when the Hoosiers battled Kentucky. Playing 39 minutes in his first career start, he had 20 points, two assists and two steals as the Hoosiers got the best of the Wildcats, 70-51.

His best Big Ten performance came off the bench at Minnesota. He drained a career-high four triples in that game en route to 16 points.

RPI AND SAGARIN RATINGS

The Hoosiers are 31st in the latest RPI and 12th according to the Sagarin Ratings.

THE QUIET WHITE

Senior **Mike White** is a blue-collar power forward who is a big reason the Hoosiers have won all 13 games since the decision was made to pull his potential redshirt. He has averaged 3.4 points and 3.7 rebounds and has five rebounds or more in six of his 13 games. He has had 20 rebounds in the last five games. He had 11 points earlier this season against Tennessee State and 10 against Coppin State. He also has started 10 times.

CONNECTICUT POST-GAME NOTES

- Indiana is now 17-2 on the season, the best start for IU since the 1992-93 squad opened 17-2 en route to a 31-4 record and a Big Ten Championship.

- Connecticut's victory snapped a 29-game winning streak for the Hoosiers in Assembly Hall, stretching back to Feb. 11, 2006. It also put an end to IU's 13-game overall winning streak this season.

- Indiana had a strong night from beyond the arc against the Huskies, shooting 11-for-20 from the outside. It is IU's second game in the last three that it has made 11 3-pointers, as IU was 11-for-23 against Penn State. It is the third time this season and first time since Nov. 18 that the Hoosiers have shot better than 50 percent from the outside.

- The Hoosiers were led by **Armon Bassett**, who was 6-for-8 from downtown and led IU with 18 points. Over the last three games, Bassett is 13-for-16 from the outside. Bassett added three assists, two rebounds and two steals. His six treys were a career-high and he leads the Big Ten shooting 55.2% from three point range.

- The Hoosiers had nine turnovers in the contest, a season low. IU forced 14 UConn turnovers and made eight steals in the game.

- Indiana opened the game 3-for-3 from the outside to open a 9-0 lead over the Huskies. It is the largest run to open a game for IU since jumping ahead 11-0 against Chicago State on Dec. 29.

- **D.J. White** had 13 points and 10 rebounds for his 15th double-double in his last 22 games. The senior has 12 double-doubles this season. His 10 rebounds give him 601 in his career, becoming the 20th Hoosier with 600 or more rebounds. He also had two blocks.

- **Eric Gordon** finished with 14 points for IU, his 17th game this year that he has scored in double digits. Gordon added three rebounds and four assists for IU.

- **Jordan Crawford** provided a key spark off the bench for the Hoosiers, scoring 10 points on 4-for-8 shooting.

- **Jamarcus Ellis** scored three points and added five boards, two assists and two steals in the contest.

- **Lance Stemler** scored five points off the bench, shooting 2-for-3 in 14 minutes of action.

- **Mike White** started the game and grabbed three offensive rebounds in the first half.

MR. BIG SHOT

Senior captain **Lance Stemler** is proving to be quite a performer in the clutch during Big Ten play. Twice in Big Ten play, he has made three-pointers which have given IU the lead for good and helped them erase second-half deficits. Against Minnesota, Stemler buried a triple from the top of the key to give the Hoosiers a 61-60 lead with a little more than a minute to go. At Iowa, he hit a trey from the right wing which gave IU the lead for good with more than 12 minutes to go. In conference play, Stemler has made 5-of-10 long distance shots.

NATIONAL RANKINGS

ESPN/USA Today Coaches Poll
January 28, 2008

| | Record | Points |
|-----------------------|--------|--------|
| 1. Memphis (20) | 19-0 | 764 |
| 2. Kansas (11) | 20-0 | 755 |
| 3. Duke | 17-1 | 700 |
| 4. North Carolina | 19-1 | 663 |
| 5. UCLA | 18-2 | 650 |
| 6. Georgetown | 16-2 | 605 |
| 7. Michigan State | 18-2 | 584 |
| 8. Tennessee | 17-2 | 567 |
| 9. Washington State | 17-2 | 515 |
| 10. Texas | 16-3 | 473 |
| 11. Indiana | 17-2 | 450 |
| 12. Butler | 19-2 | 405 |
| 13. Wisconsin | 16-3 | 395 |
| 14. Stanford | 16-3 | 348 |
| 15. Xavier | 17-4 | 252 |
| 16. Marquette | 14-4 | 223 |
| 17. Drake | 18-1 | 220 |
| 18. Vanderbilt | 17-3 | 219 |
| 19. Florida | 18-3 | 201 |
| 20. Saint Mary's | 17-2 | 183 |
| 21. Pittsburgh | 16-4 | 165 |
| 22. Mississippi | 15-3 | 157 |
| 23. Texas A&M | 16-4 | 136 |
| 24. Kansas State | 14-4 | 62 |
| 25. Mississippi State | 14-5 | 60 |

Associated Press Poll
January 28, 2008

| | Record | Points |
|---------------------|--------|--------|
| 1. Memphis (46) | 19-0 | 1,774 |
| 2. Kansas (26) | 20-0 | 1,754 |
| 3. Duke | 17-1 | 1,625 |
| 4. North Carolina | 19-1 | 1,596 |
| 5. UCLA | 18-2 | 1,500 |
| 6. Georgetown | 16-2 | 1,377 |
| 7. Tennessee | 17-2 | 1,339 |
| 8. Michigan State | 18-2 | 1,320 |
| 9. Washington State | 17-2 | 1,261 |
| 10. Texas | 16-3 | 1,129 |
| 11. Indiana | 17-2 | 1,065 |
| 12. Butler | 19-2 | 948 |
| 13. Wisconsin | 16-3 | 848 |
| 14. Stanford | 16-3 | 786 |
| 15. Xavier | 17-4 | 638 |
| 16. Drake | 18-1 | 616 |
| 17. Marquette | 14-4 | 513 |
| 18. Pittsburgh | 16-4 | 464 |
| 19. Vanderbilt | 17-3 | 397 |
| 20. Florida | 18-3 | 374 |
| 21. Saint Mary's | 17-2 | 310 |
| 22. Kansas State | 14-4 | 281 |
| 23. Texas A&M | 16-4 | 277 |
| 24. Mississippi | 15-3 | 217 |
| 25. Baylor | 16-3 | 166 |

Weekly Ranking

| | AP | Coaches |
|-------------|----|---------|
| Preseason | 9 | 9 |
| November 12 | 8 | 8 |
| November 19 | 8 | 8 |
| November 26 | 15 | 15 |
| December 3 | 15 | 15 |
| December 10 | 13 | 14 |
| December 17 | 13 | 14 |
| December 24 | 13 | 14 |
| December 31 | 11 | 12 |
| January 7 | 10 | 11 |
| January 14 | 9 | 10 |
| January 21 | 7 | 8 |
| January 28 | 11 | 11 |

HOOSIER QUICK HITS

• The Hoosiers posted a 2.89 grade point average during the fall semester. Seven players earned grade point averages above 3.0 including **D.J. White, A.J. Ratliff, Lance Stemler, Jamarcus Ellis, Brett Finkemeier, Adam Ahlfeld** and **Kyle Taber**.

• Chicago State went 0-for-5 from the free throw line, the first Hoosier opponent since at least 1970 to not make at least one free throw during a game against Indiana. San Francisco went 1 for 1 on free throw attempts against Indiana in Assembly Hall on December 20, 1998. On December 3, 1991, the Hoosiers did not make a free throw in a 78-46 win over Notre Dame at home.

• Freshman **Eric Gordon** had 31 points against Illinois State, his third 30+ point effort of the season. Only one other freshman in school history, Mike Woodson in 1976-77, has scored 30 or more points three times in their freshman year.

The Indianapolis North Central product is the first player in Indiana basketball history to score 20 points or more in the first seven games of his career. George McGinnis held the previous record with six straight to start a career. Gordon also set an IU first game and two-game scoring record with 31 points against UT Chattanooga and a total of 54 points in his first two games, topped, McGinnis who had 52.

The Hoosiers are 12-0 when he makes two or more three-point field goals.

• Senior **D.J. White** has posted a double-double in 15 of his last 22 games and has notched 10 rebounds or more in 15 of the last 21 games. He was an all-tournament choice at the Chicago Invitational Challenge.

With 601 career rebounds, he is now 20th in career rebounds at IU.

D.J. White's Double-Double Efforts This Season

- Xavier--16 points, 10 rebounds
- Georgia Tech--18 points, 14 rebounds
- Southern Illinois--10 points, 12 rebounds
- Tennessee State--29 points, 13 rebounds
- Kentucky--16 points, 13 rebounds
- Western Carolina--21 points, 11 rebounds
- Chicago State--21 points, 15 rebounds
- Iowa--16 points, 15 rebounds
- Michigan--21 points, 22 rebounds
- Illinois--15 points, 10 rebounds
- Minnesota--17 points, 10 rebounds
- Connecticut--13 points, 10 rebounds

• Sophomore **Armon Bassett** leads the Big Ten in three-point shooting, connecting on 55.2% of his attempts (37/67).

• The Hoosiers have nearly made more free throws (340) than their opponents have attempted (348).

• Senior co-captain **Lance Stemler** has made 10 of his last 18 three-point attempts over a nine-game stretch and his triple with more than 12 minutes left in the game gave the Hoosiers the lead over Iowa for good as did his trey with 1:28 left at Minnesota.

• Indiana has won the battle of the boards in 13 of the last 16 games.

• The Hoosiers are 16-0 when they make more free throws than their opponent.

• The Hoosiers are 14-0 when they commit the same or fewer fouls in a game than their opponent and 11 of the Hoosiers wins have come by 12 points or more.

• The Hoosiers are 4-0 on the road and 5-1 away from Assembly Hall this season.

• Indiana has held seven of its last 11 opponents to 60 points or less.

PRESEASON HONORS

National Rankings..... *Playboy*, 5th
*Athlon*, 8th (Big Ten Champions)
*Sports Illustrated*, 8th
*Sporting News*, 10th
*Lindy's*, 10th
*CBSSports.com*, 11th

All-Americans.....Eric Gordon, *Sporting News*, *CBSSports.com*
D.J. White, *Athlon*, *CBS Sports.com*, *CollegeHoops.Net*

Big Ten Freshman Of The Year.....Eric Gordon, Several

Top Big Ten Transfer.....Jamarcus Ellis, *Sporting News*

Top National JC Transfer ..Jamarcus Ellis (2nd best), *Lindy's*

2007-08 HONORS

Preseason All-Big Ten.....D.J. White

Wooden Award Watch ListD.J. White

Naismith Award Watch ListD.J. White

Big Ten Player of the Week.....Eric Gordon (11/19)
D.J. White (12/3, 12/10, 1/4)

All-Chicago Invitational.....D.J. White
Eric Gordon

ESPN.com Player of the WeekEric Gordon (12/3)

Rivals.com Player of the Week..... D.J. White (12/10)

Rivals.com Midseason All-AmericanEric Gordon

Rivals.com Midseason All-FreshmanEric Gordon

CBS/Chevrolet Player of the Game Jordan Crawford
12/8/07 vs. Kentucky

CBS/Chevrolet Player of the Game D.J. White
1/13/08 vs. Illinois

DEANDRE THE GIANT

Junior **DeAndre Thomas** is an imposing figure inside and his ability to come off the bench and provide a spark has been critical in the Hoosiers' 6-0 Big Ten start. He is contributing 2.5 points and 1.5 rebounds in spelling D.J. White. At Iowa, he had four points and four rebounds in six minutes, at Michigan, he added four points and three boards and at Minnesota, he had five points, two boards and a steal in 12 minutes. He is shooting 54.5% from the field in league play.

ODDS AND TRENDS

- Indiana is 29-1 when scoring 70 points or more under Kelvin Sampson.
- Indiana is 28-3 when leading at the half in the past two seasons.
- The Hoosiers are 26-4 when outrebounding an opponent under Coach Sampson.
- The Hoosiers made defensive stops in back to back games in the closing seconds when holding a two-point lead against Illinois and a one-point cushion against Minnesota.
- Indiana posted its first win in the Kelvin Sampson era when trailing with under five minutes to go at Minnesota. The Gophers led 56-52. The last time IU rallied from a late deficit was in the 2006 NCAA Tournament against San Diego State.
- Against Illinois, the Hoosiers rallied for their seventh victory when trailing at the half during Coach Sampson's 47-game tenure as head coach.
- The Hoosiers rallied for a win for the third time this season against Illinois when trailing by eight points or more in a game. UNC Wilmington led IU, 18-8, with 15:29 to go in the first half, Georgia Tech led the Hoosiers, 26-18, with 9:25 left in the opening half and the Illini led the Hoosiers, 13-4, with 15:52 remaining in the first half.
- The Hoosiers trailed Illinois, 44-37, with 13:22 to go and Georgia Tech, 49-43, with 14:31 remaining to post second half comeback wins.
- Indiana never trailed against Longwood, Illinois State, Tennessee State, Kentucky, Western Carolina and Chicago State.
- The Hoosiers had 56 rebounds, the most ever by a Kelvin Sampson-coached team at Indiana, against Chicago State.
- Against Southern Illinois, Indiana saw the Salukis miss their first 12 three-point field goal attempts.
- The Hoosiers snapped a four-game losing streak in the Big Ten/ACC Challenge with an 83-79 victory over Georgia Tech.
- The Hoosiers and Kentucky played for the first time in Bloomington since December 1990.

Assembly Hall

The Hoosiers have won 29 of their last 30 games at home and several numbers show why the Hoosiers have been dominant in Assembly Hall.

- Indiana is 178-19 (90.4) all-time at Assembly Hall against non-conference foes and 260-50 (83.9) against the Big Ten.
- The Hoosiers are averaging 82.5 points per game in their 13 home games this season.
- Indiana is shooting 50.1% from the floor.
- Four players are shooting 50% or better from the field at home. **D.J. White** (65.2), **Armon Bassett** (57.3), **Jordan Crawford** (50.5) and **DeAndre Thomas** (50.0) have been blistering from the field at home.
- Opponents are shooting just 40.0% from the floor and 34.8% from three-point range.
- The Hoosiers are outrebounding opponents 36.9 to 29.9.
- The Hoosiers have shot 341 free throws compared to 207 for their opponents.

IU IN THE NCAA

(as of Jan. 20)

TEAM (328 ranked)

| | |
|------------------------------------|--------------|
| Scoring Offense..... | 37th, 78.6 |
| Scoring Defense..... | 44th, 62.1 |
| Scoring Margin..... | 8th, +16.5 |
| Field-Goal Percentage..... | 20th, 48.5 |
| Field-Goal Percentage Defense..... | 36th, 39.7 |
| Three-Pointers Made Per Game..... | 155th, 6.9 |
| Three-Point Percentage..... | 53rd, 38.5 |
| Free-Throw Percentage..... | 28th, 74.6 |
| Rebound Margin..... | 9th, +7.9 |
| Assists Per Game..... | 119th, 14.3 |
| Blocks Per Game..... | 71st, 4.2 |
| Steals Per Game..... | 93rd, 7.7 |
| Won-Loss Percentage..... | 9th, 89.5 |
| Turnovers Per Game..... | 150th, 14.6 |
| Fouls Per Game..... | 163rd, 18.6 |
| Assist-Turnover Ratio..... | 128th, +0.98 |

INDIVIDUAL (100 ranked)

| | |
|-----------------------------------|----------------------------|
| Points Per Game..... | Eric Gordon - 12th, 21.7 |
| Field-Goal Percentage..... | D.J. White - 15th, 61.5 |
| Three-Pointers Made Per Game..... | Eric Gordon - 93rd, 2.6 |
| Three-Point Percentage..... | Eric Gordon - 62nd, 40.4 |
| Free-Throw Percentage..... | Eric Gordon - 59th, 84.7 |
| Rebounds Per Game..... | D.J. White - 15th, 10.2 |
| Assists Per Game..... | Jamarcus Ellis - 91st, 4.5 |
| Blocks Per Game..... | D.J. White - 66th, 1.8 |



D.J. White leads the Big Ten in rebounding.

IU IN THE BIG TEN

| | |
|--|------------|
| Offense..... | 1st, 78.6 |
| Defense..... | 6th, 62.1 |
| Scoring Margin..... | 1st, +16.5 |
| Free Throw Percentage..... | 1st, 74.6 |
| Field Goal Percentage..... | 2nd, 48.5 |
| Field Goal Percentage Defense..... | 5th, 39.7 |
| 3-point Field Goal Percentage..... | 1st, 38.5 |
| 3-point Field Goal Percentage Defense..... | 6th, 32.9 |
| Rebounding Offense..... | 2nd, 38.8 |
| Rebounding Defense..... | 3rd, 30.9 |
| Rebounding Margin..... | 2nd, +7.9 |
| Blocked Shots..... | 6th, 4.2 |
| Assists..... | 6th, 14.3 |
| Steals..... | 4th, 7.7 |
| Turnover Margin..... | 6th, +.84 |
| Assist/Turnover Ratio..... | 10th, 0.98 |
| 3-point Field Goals Made..... | 6th, 6.9 |

IU IN CONFERENCE GAMES ONLY

| | |
|--|------------|
| Offense..... | 1st, 71.7 |
| Defense..... | 3rd, 61.0 |
| Scoring Margin..... | 2nd, +10.7 |
| Free Throw Percentage..... | 2nd, 71.9 |
| Field Goal Percentage..... | 2nd, 48.2 |
| Field Goal Percentage Defense..... | 3rd, 39.1 |
| 3-point Field Goal Percentage..... | 4th, 36.9 |
| 3-point Field Goal Percentage Defense..... | 3rd, 32.5 |
| Rebounding Offense..... | 2nd, 36.8 |
| Rebounding Defense..... | 5th, 30.5 |
| Rebounding Margin..... | 2nd, +6.3 |
| Blocked Shots..... | 7th, 3.3 |
| Assists..... | 5th, 14.3 |
| Steals..... | 6th, 6.5 |
| Turnover Margin..... | 9th, -2.2 |
| Assist/Turnover Ratio..... | 10th, 0.95 |
| 3-point Field Goals Made..... | 4nd, 6.8 |

IU IN THE BIG TEN

| | |
|------------------------------------|---|
| Scoring..... | Eric Gordon, 1st, 21.7 |
| | D.J. White, 3rd, 16.8 |
| Rebounding..... | D.J. White, 1st, 10.2; Jamarcus Ellis, 6th, 7.3 |
| Field Goal Percentage..... | D.J. White, 1st, 61.5; Bassett, 11th, 50.0 |
| Assists..... | Jamarcus Ellis, 5th, 4.5 |
| Free Throw Percentage..... | Eric Gordon, 4th, 84.7 |
| | Jamarcus Ellis, 8th, 73.6; D.J. White, 11th, 70.8 |
| Steals..... | Jamarcus Ellis, 6th, 1.5; Eric Gordon, 11th, 1.4 |
| 3-point Field Goal Percentage..... | Armon Bassett, 1st, 55.2; Eric Gordon, 10th, 40.4 |
| 3-point Field Goals Made..... | Eric Gordon, 5th, 2.56 |
| Blocked Shots..... | D.J. White, 3rd, 1.79 |
| Assist/Turnover Ratio..... | Armon Bassett, 6th, 1.84; Jamarcus Ellis, 9th, 1.56 |
| Offensive Rebounds..... | D.J. White, 6th, 2.53 |
| Defensive Rebounds..... | D.J. White, 1st, 7.68; Jamarcus Ellis, 2nd, 5.79 |

IU IN CONFERENCE GAMES ONLY

| | |
|------------------------------------|--|
| Scoring..... | Eric Gordon, 1st, 19.8; D.J. White, 2nd, 18.3 |
| Rebounding..... | D.J. White, 1st, 11.3; Jamarcus Ellis, 11th, 6.2 |
| Field Goal Percentage..... | D.J. White, 6th, 57.7; Eric Gordon, 12th, 51.4 |
| Assists..... | Jamarcus Ellis, 3rd, 5.3 |
| Free Throw Percentage..... | Jamarcus Ellis, 9th, 81.0 |
| | Eric Gordon, 10th, 80.6 |
| Steals..... | Jamarcus Ellis, 3rd, 2.3 |
| 3-point Field Goal Percentage..... | Armon Bassett, 1st, 64.7 |
| 3-point Field Goals Made..... | Eric Gordon, 9th, 2.3; Armon Bassett, 10th, 2.2 |
| Blocked Shots..... | D.J. White, T-7th, 1.17 |
| Assist/Turnover Ratio..... | Jamarcus Ellis, T-3rd, 2.3 |
| Offensive Rebounds..... | D.J. White, 9th, 2.5 |
| Defensive Rebounds..... | D.J. White, 1st, 8.83; Jamarcus Ellis, 6th, 4.8 |

FRESHMAN RECORDS

FRESHMAN RECORDS

| | | |
|--|----------------|-----------------------|
| Points | | |
| Mike Woodson | 1976-77 | 500 |
| Calbert Cheaney | 1989-90 | 495 |
| Bracey Wright | 2002-03 | 486 |
| Average | | |
| Eric Gordon | 2007-08 | 21.7 |
| Mike Woodson | 1976-77 | 18.5 |
| Calbert Cheaney | 1989-90 | 17.1 |
| Don Schlundt | 1951-52 | 17.1 |
| Assists | | |
| Isiah Thomas | 1979-80 | 159 |
| A.J. Guyton | 1996-97 | 129 |
| Steve Alford | 1983-84 | 98 |
| Field Goals Made | | |
| Mike Woodson | 1976-77 | 212 |
| Calbert Cheaney | 1989-90 | 199 |
| Steve Alford | 1983-84 | 171 |
| Field Goals Attempted | | |
| Mike Woodson | 1976-77 | 407 |
| Jared Jeffries | 2000-01 | 371 |
| Bracey Wright | 2002-03 | 363 |
| Field Goal Percentage (100 Att. Minimum) | | |
| Brian Sloan | 1984-85 | 0.637 |
| Steve Alford | 1983-84 | 0.592 |
| D.J. White | 2004-05 | 0.572 |
| Three Pointers Made | | |
| Bracey Wright | 2002-03 | 66 |
| Jay Edwards | 1987-88 | 59 |
| A.J. Guyton | 1996-97 | 56 |
| Three Point Attempts | | |
| Bracey Wright | 2002-03 | 176 |
| A.J. Guyton | 1996-97 | 145 |
| Eric Gordon | 2007-08 | 114 |
| Three Point Percentage (50 Att. Minimum) | | |
| Jay Edwards | 1987-88 | 0.560 |
| Calbert Cheaney | 1989-90 | 0.490 |
| A.J. Ratliff | 2004-05 | 0.436 |
| Free Throws Made | | |
| Steve Alford | 1983-84 | 137 |
| Jared Jeffries | 2000-01 | 129 |
| Eric Gordon | 2007-08 | 122 |
| Free Throws Attempted | | |
| Jared Jeffries | 2000-01 | 208 |
| Don Schlundt | 1951-52 | 171 |
| Eric Anderson | 1988-89 | 157 |
| Free Throw Percentage (50 Att. Minimum) | | |
| Steve Alford | 1983-84 | .913 (137-150) |
| Jay Edwards | 1987-88 | .908 (69-76) |
| A.J. Guyton | 1996-97 | .851 (80-84) |
| Eric Gordon | 2007-08 | .847 (122-144) |
| Steals | | |
| Isiah Thomas | 1979-80 | 62 |
| Luke Recker | 1997-98 | 48 |
| Robert Vaden | 2004-05 | 45 |
| Steve Alford | 1983-84 | 45 |
| Most Points In A Game | | |
| 36, Jay Edwards at Minnesota, 3/10/88 | | |
| 34, Mike Woodson at Iowa, 2/28/77 | | |
| 33, Eric Gordon vs. Chattanooga, 11/12/07 | | |
| 32, Damon Bailey at Ohio State, 2/17/91 | | |
| 32, Mike Woodson at Michigan, 2/3/77 | | |
| 32, Mike Woodson vs. Wisconsin, 2/24/77 | | |

GORDON, WHITE ON CSTV WOODEN WATCH LIST

Indiana freshman Eric Gordon and senior D.J. White are ranked among the top players in the country according to the latest CSTV.com Wooden Watch.

This season is the first year CSTV.com will feature the Wooden Watch, a weekly prediction of who will win college basketball's most prestigious individual honor, voted on by CSTV and CSTV.com basketball experts and national and regional college basketball reporters. The Wooden Watch panel includes CSTV college basketball talent Steve Lappas, Pete Gillen, Brian Curtis and Sean Farnham; CSTV.com basketball columnists Jerry Palm, David Scott, Phil Kasiiecki and Josh Herwitt; and CBS Sports.com columnists Gary Parrish and Gregg Doyel. For more information on the nation's top college basketball players, and to view the entire Wooden Watch list, visit: <http://www.cstv.com/sports/m-baskbl/woodenwatch/>.

The complete Wooden Watch list is as follows:

1. Michael Beasley, F, Fr., Kansas State
2. Tyler Hansbrough, F, Jr., North Carolina
3. **Eric Gordon, G, Fr., Indiana**
4. D.J. Augustin, G, So., Texas
5. Kevin Love, F, Fr., UCLA
6. Chris Douglas-Roberts, G, Jr., Memphis
7. **D.J. White, F, Sr., Indiana**
8. Shan Foster, G-F, Sr., Vanderbilt
- 9t. Brian Roberts, G, Sr., Dayton
- 9t. Brandon Rush, G-F, Jr., Kansas
11. Brook Lopez, F, So., Stanford

DEFENSIVE STOPPERS

The Hoosiers have been able to shut down some of the top scorers of their opponents.

Kentucky--Held Joe Crawford (18.3) eight points below his season average.
 Southern Illinois--Held Randal Falker (18.7) to just two second half points and 12 in the game.
 Illinois State--Held Osiris Eldridge (21.7) 14 points below his scoring average.
 UNC Wilmington--Held Daniel Fountain (20.0) 13 points below his scoring average.
 Longwood--Held Kirk Williams (20.0) 14 points below his average.
 Chattanooga--Held top scorer Kevin Bridgewater scoreless in the second half.

BASKETBALL DEVELOPMENT CENTER

IU held its official groundbreaking ceremony June 19 to signify the beginning of construction of several major athletic facilities including the North Endzone Facility, Basketball Development Center, Baseball Stadium, Softball Stadium and The Academic Resource Center. The \$55 million plan was approved by trustees on Sept. 22, 2006. Architectural plans call for the Indiana basketball teams to have a new facility to call home. The Indiana Basketball Development Center will serve as the daily headquarters for the men's and women's programs, featuring practice courts, locker rooms, coach's offices and meeting rooms for each team, as well as a training room and strength development area. The addition of the center will alleviate overcrowding issues encountered in the current facility. In addition, a legacy area will be developed to honor the history of Indiana basketball. The Student Development and Compliance unit at Indiana University (target move-in is spring 2009) will relocate as a part of the facilities plan, moving from a modest 2,500 square foot space in Assembly Hall to a spacious and renovated 18,000 square foot area located on the east side of Memorial Stadium. Classrooms, private tutoring space, study areas, computer labs and staff offices will all be housed in the Academic Center for Excellence.

IN DEFENSE OF RATLIFF

Senior **A.J. Ratliff**, who battled the flu at Minnesota, was a key reason the Hoosiers were able to knock off Illinois at home. He had a block and a steal in back-to-back possessions against the Illini in the final seconds as the Hoosiers held on for the win. He also had a season-high seven points in that game.

THIS YEAR'S RECORD

| | |
|---|------|
| All Games | 17-2 |
| Home Games..... | 12-1 |
| Road Games..... | 4-0 |
| Neutral Site Games..... | 1-1 |
| Leads At Half..... | 14-0 |
| Trails At Half..... | 2-2 |
| Is Tied At Half..... | 1-0 |
| Outrebounds An Opponent..... | 13-1 |
| Gets Outrebounded..... | 2-1 |
| Ties In Rebounds..... | 2-0 |
| Shoots Less Than 40 Percent From The Floor..... | 1-2 |
| Shoots Between 40 and 50 Percent From The Floor..... | 10-0 |
| Shoots Better Than 50 Percent From The Floor..... | 6-0 |
| Opponent Shoots Less Than 40 Percent From The Floor..... | 10-0 |
| Opponent Shoots Between 40 and 50 Percent From The Floor..... | 7-2 |
| Opponent Shoots Better Than 50 Percent From The Floor..... | 0-0 |
| Shoots Less Than 70 Percent From The Line..... | 6-0 |
| Shoots 70 Percent Or Better From The Line..... | 11-2 |
| Opponent Shoots Less Than 70 Percent From The Line..... | 13-2 |
| Opponent Shoots 70 Percent Or Better From The Line..... | 4-0 |
| Hits At Least Eight Three-Pointers..... | 8-1 |
| Scores 70-79..... | 5-0 |
| Scores 80-89..... | 3-0 |
| Scores 90-plus points..... | 5-0 |
| Game Is Decided By Five Points Or Fewer..... | 4-1 |
| Wins Offensive Glass..... | 9-1 |
| Loses Offensive Glass..... | 8-1 |
| Ties Offensive Glass..... | 0-0 |
| Wins Defensive Glass..... | 16-0 |
| Loses Defensive Glass..... | 1-1 |
| Ties Defensive Glass..... | 0-1 |
| Less Than 10 Turnovers..... | 0-1 |
| 10 or More Turnovers..... | 17-1 |
| Leads With Five Minutes Left..... | 16-0 |
| Trails With Five Minutes Left..... | 1-2 |
| Tied With Five Minutes Left..... | 0-0 |
| Three Or More Players Score In Double Figures..... | 16-1 |
| Four Or More Players Score In Double Figures..... | 9-1 |
| Five Or More Players Score In Double Figures..... | 3-0 |
| Big Ten Games..... | 6-0 |
| Big Ten Home Games..... | 3-0 |
| Big Ten Road Games..... | 3-0 |
| Big Ten Neutral Site Games..... | 0-0 |
| November Games..... | 5-1 |
| December Games..... | 6-0 |
| January Games..... | 6-1 |
| February Games..... | 0-0 |
| March Games..... | 0-0 |
| Monday Games..... | 2-0 |
| Tuesday Games..... | 3-0 |
| Wednesday Games..... | 2-0 |
| Thursday Games..... | 1-0 |
| Friday Games..... | 1-0 |
| Saturday Games..... | 5-2 |
| Sunday Games..... | 3-0 |
| Overtime Games..... | 0-0 |
| Night Games..... | 12-1 |
| Day Games..... | 5-1 |
| Against the A.P. Top 10..... | 0-0 |
| Against the A.P. Top 25..... | 0-0 |
| Against the ESPN/USA Today Top 10..... | 0-0 |
| Against the ESPN/USA Today Top 25..... | 1-0 |
| Big Ten Network Games..... | 11-1 |
| ESPN Games..... | 3-0 |
| ESPN2 Games..... | 0-0 |
| ESPNU Games..... | 1-0 |
| CBS Games..... | 2-1 |

PLAYER SUPERLATIVES

CAREER DOUBLE-FIGURE SCORING

| | |
|----------------------|----|
| D.J. White..... | 66 |
| Armon Bassett..... | 24 |
| A.J. Ratliff..... | 20 |
| Eric Gordon..... | 17 |
| Lance Stemler..... | 12 |
| Jordan Crawford..... | 11 |
| Jamarcus Ellis..... | 8 |
| Mike White..... | 5 |
| DeAndre Thomas..... | 4 |

CAREER 30-PLUS POINT SCORING

| | |
|------------------|---|
| Eric Gordon..... | 3 |
|------------------|---|

CAREER 20-PLUS POINT SCORING

| | |
|----------------------|----|
| D.J. White..... | 16 |
| Eric Gordon..... | 12 |
| Armon Bassett..... | 3 |
| A.J. Ratliff..... | 2 |
| Lance Stemler..... | 1 |
| Jordan Crawford..... | 1 |

CAREER 20-PLUS POINT & 10-PLUS REBOUNDING

| | |
|-----------------|---|
| D.J. White..... | 7 |
|-----------------|---|

CAREER 20-PLUS POINT & 20-PLUS REBOUNDING

| | |
|-----------------|---|
| D.J. White..... | 1 |
|-----------------|---|

CAREER DOUBLE-FIGURE REBOUNDING

| | |
|---------------------|----|
| D.J. White..... | 23 |
| Jamarcus Ellis..... | 4 |

CAREER DOUBLE-FIGURE ASSISTS

| | |
|---------------------|---|
| Jamarcus Ellis..... | 1 |
| A.J. Ratliff..... | 1 |

Here is a look at Indiana's record when certain players post double figures in scoring and rebounding, double-doubles and six-plus assists.

DOUBLE-FIGURE SCORING

| | 04-05 | 05-06 | 06-07 | 07-08 | Total |
|------------|-------|-------|-------|-------|-------|
| D.J. White | 14-10 | 2-0 | 16-6 | 16-2 | 48-18 |
| Bassett | | | 11-5 | 7-1 | 18-6 |
| Ratliff | 4-1 | 1-1 | 10-3 | | 15-5 |
| Gordon | | | | 15-2 | 15-2 |
| Stemler | | | 8-2 | 2-0 | 10-2 |
| Crawford | | | | 10-1 | 10-1 |
| Ellis | | | | 7-1 | 7-1 |
| M. White | | | 2-1 | 2-0 | 4-1 |
| Thomas | | | | 4-0 | 4-0 |

DOUBLE-FIGURE REBOUNDING

| | 04-05 | 05-06 | 06-07 | 07-08 | Total |
|------------|-------|-------|-------|-------|-------|
| D.J. White | 1-1 | | 5-3 | 11-2 | 17-6 |
| Ellis | | | | 3-1 | 3-1 |
| Ratliff | 0-1 | | | | 0-1 |

DOUBLE-DOUBLES

| | 04-05 | 05-06 | 06-07 | 07-08 | Total |
|------------|-------|-------|-------|-------|-------|
| D.J. White | | 1-1 | 5-3 | 10-2 | 16-6 |
| Ellis | | | | 2-1 | 2-1 |
| Ratliff | | 0-1 | | | 0-1 |

SIX-PLUS ASSISTS

| | 04-05 | 05-06 | 06-07 | 07-08 | Total |
|---------|-------|-------|-------|-------|-------|
| Ellis | | | | 8-0 | 8-0 |
| Bassett | | | 2-0 | 1-0 | 3-0 |
| Gordon | | | | 1-0 | 1-0 |
| Ratliff | | | | 1-0 | 1-0 |

MR. BASKETBALL AT INDIANA

Eric Gordon is the fifth Mr. Basketball in Indiana to suit up for the Hoosiers in the last 11 years. Overall, 21 of the honorees since 1939 have worn the Cream and Crimson.

| | |
|------|------------------------------------|
| 2007 | Eric Gordon (North Central) |
| 2004 | A.J. Ratliff (North Central) |
| 2000 | Jared Jeffries (Bloomington North) |
| 1998 | Tom Coverdale (Noblesville) |
| 1997 | Luke Recker (DeKalb) |
| 1990 | Damon Bailey (Bedford N. Lawrence) |
| 1989 | Pat Graham (Floyd Central) |
| 1987 | Lyndon Jones/Jay Edwards (Marion) |
| 1984 | Delray Brooks (Michigan City) |
| 1983 | Steve Alford (New Castle) |
| 1979 | Steve Bouchie (Washington) |
| 1977 | Ray Tolbert (Madison Heights) |
| 1973 | Kent Benson (New Castle) |
| 1970 | Dave Sheperd (Carmel) |
| 1969 | George McGinnis (Washington) |
| 1961 | Tom and Dick Van Arsdale (Manual) |
| 1959 | Jimmy Rayl (Kokomo) |
| 1947 | Bill Garrett (Shelbyville) |
| 1945 | Tom Schwartz (Kokomo) |

OFF THE BENCH

Hoosiers who have scored 10 points or more off the bench this season.

| | |
|--------------------|---|
| Chattanooga | Jordan Crawford, 13 DeAndre Thomas, 11 |
| Longwood | Jordan Crawford, 16 Lance Stemler, 12 |
| UNC Wilmington | Jordan Crawford, 15 |
| vs. Illinois State | Jordan Crawford, 13 |
| Tennessee State | Mike White, 11 |
| Kentucky | DeAndre Thomas, 11 |
| at Iowa | Jordan Crawford, 12 |
| Chicago State | Jordan Crawford, 15 |
| Illinois | Armon Bassett, 11 |
| at Minnesota | Jordan Crawford, 16 |
| Penn State | Armon Bassett, 17 |
| UCONN | Jordan Crawford, 10 |

SPECIALTY STATS

(IU listed first)

| Game | FT | Bench | Paint | Off TO | 2nd Chance | Fast Break |
|-------------------|-------|-------|-------|--------|------------|------------|
| CHATTANOOGA | 23/8 | 24/31 | 28/34 | 22/15 | 6/2 | 22/19 |
| LONGWOOD | 13/12 | 34/25 | 47/18 | 18/0 | 9/13 | 15/2 |
| UNCW | 24/15 | 22/5 | 44/31 | 43/14 | 5/9 | 12/7 |
| Illinois State | 15/11 | 17/27 | 34/20 | 11/13 | 22/4 | 4/6 |
| Xavier | 14/20 | 8/23 | 36/44 | 13/9 | 20/21 | 2/6 |
| GA. TECH | 28/11 | 2/22 | 30/40 | 9/9 | 9/16 | 4/13 |
| Southern Illinois | 12/8 | 6/14 | 24/24 | 10/14 | 6/8 | 4/6 |
| TENN. STATE | 28/10 | 20/13 | 36/32 | 23/27 | 25/9 | 4/10 |
| KENTUCKY | 22/9 | 11/16 | 24/26 | 14/9 | 13/6 | 4/2 |
| W. CAROLINA | 20/9 | 23/12 | 46/26 | 35/8 | 24/7 | 16/6 |
| COPPIN STATE | 27/11 | 9/16 | 30/26 | 18/12 | 14/8 | 4/4 |
| CHICAGO STATE | 21/0 | 33/13 | 50/14 | 21/11 | 22/7 | 21/2 |
| Iowa | 23/15 | 23/20 | 38/18 | 14/8 | 14/13 | 8/2 |
| Michigan | 10/18 | 14/20 | 34/16 | 12/16 | 20/6 | 9/6 |
| ILLINOIS | 18/13 | 18/13 | 24/22 | 10/14 | 13/6 | 0/4 |
| Minnesota | 12/11 | 29/17 | 16/34 | 5/16 | 12/12 | 7/6 |
| PENN STATE | 12/9 | 20/10 | 30/26 | 17/14 | 10/8 | 4/6 |
| IOWA | 12/8 | 7/7 | 32/16 | 31/13 | 2/5 | 8/0 |
| UCONN | 6/16 | 15/5 | 16/34 | 21/10 | 7/13 | 4/4 |

LEAD/DEFICIT

| Opponent | Largest Lead | Largest Deficit | Final Score |
|-------------------|--------------|-----------------|-------------|
| CHATTANOOGA | 99-77, :37 | 7-2, 18:10 | W, 99-77 |
| LONGWOOD | 97-41, 2:34 | None | W, 100-49 |
| UNCW | 88-56, 7:01 | 18-8, 15:29 | W, 95-71 |
| Illinois State | 44-30, 17:05 | None | W, 70-57 |
| Xavier | 16-15, 10:15 | 80-63, :13 | L, 65-80 |
| GA. TECH | 75-65, 3:37 | 26-18, 9:25 | W, 89-73 |
| Southern Illinois | 56-40, 2:58 | 12-8, 11:59 | W, 64-51 |
| TENN. STATE | 36-17, 6:14 | None | W, 84-72 |
| KENTUCKY | 53-30, 12:03 | None | W, 70-51 |
| W. CAROLINA | 99-48, 2:06 | None | W, 100-52 |
| COPPIN STATE | 73-46, 0:00 | 6-2, 17:20 | W, 73-46 |
| CHICAGO STATE | 76-37, 10:20 | None | W, 97-59 |
| Iowa | 70-57, 2:10 | 44-40, 15:02 | W, 79-76 |
| Michigan | 63-41, 9:23 | 3-2, 19:06 | W, 78-64 |
| ILLINOIS | 57-51, 4:29 | 13-4, 15:52 | W, 62-58 |
| Minnesota | 38-27, 2:16 | 27-21, 6:36 | W, 65-60 |
| PENN STATE | 81-60, 2:13 | 6-2, 17:35 | W, 81-65 |
| IOWA | 63-41, 2:46 | 4-0, 18:52 | W, 65-43 |
| UCONN | 9-0, 16:57 | 52-41, 6:04 | L, 63-68 |

INDIVIDUAL HIGHS

INDIANA

Points 33, Eric Gordon vs. Chattanooga, 11/12
 FG Made 11, Eric Gordon vs. Illinois State, 11/23
 11, D.J. White vs. Tennessee State, 12/3
 FG Attempted 18, Eric Gordon vs. Illinois State, 11/23
 FG % .889 (8-9), D.J. White vs. Coppin State, 12/22
 3-Pt. Made 7, Eric Gordon vs. Chattanooga, 11/12
 3-Pt. Attempted 11, Eric Gordon (3x)
 last vs. Penn State, 1/20
 3-Pt. % .833 (5-6), Armon Bassett vs. Penn State 1/20
 FT Made 14, Eric Gordon vs. Chicago State, 12/29
 FT Attempted 16, Eric Gordon vs. Georgia Tech, 11/27
 FT % 1.000 (14-14), Eric Gordon vs. Chicago State, 12/29
 1.000 (12-12), Eric Gordon vs. Xavier, 11/24
 1.000 (10-10), Eric Gordon vs. Coppin State, 12/22
 Rebounds 22, D.J. White at Michigan, 1/8
 Assists 10, Jamarcus Ellis vs. Tennessee State, 12/3
 Steals 5, Jordan Crawford vs. Chicago State, 12/29
 5, Jamarcus Ellis at Iowa, 1/2
 Blocks 4, D.J. White (3x) last vs. Chicago State, 12/29
 4, Jamarcus Ellis vs. Chicago State, 12/29

OPPONENTS

Points 34, Bruce Price (Tennessee State) 12/3
 FG Made 11, Bruce Price (Tennessee State) 12/3
 FG Attempted 20, David Holston (Chicago State) 12/29
 FG % .857 (6-7), Kevin Bridgewater (Chattanooga) 11/12
 3-Pt. Made 8, Justin Johnson (Iowa) 1/2
 3-Pt. Attempted 15, David Holston (Chicago State) 12/29
 3-Pt. % .833 (5-6), Levi Dyer (Illinois State) 11/23
 FT Made 10, Todd Hendley (UNCW) 11/20
 FT Attempted 12, Craig Austrie (UCONN) 1/26
 FT % 1.000 (10-10), Todd Hendley (UNCW) 11/20
 Rebounds 11, Jeremis Smith (Georgia Tech) 11/27
 11, Jeff Adrien (UCONN) 1/26
 11, Stanley Robinson (UCONN) 1/26
 Assists 9, Tony Freeman (Iowa) 1/2
 Steals 5, Bruce Price (Tennessee State) 12/3
 5, Damian Johnson (Minnesota) 1/17
 Blocks 5, Ekpe Udoh (Michigan) 1/8

TEAM HIGHS

INDIANA

Points 100, (2x) last vs. Western Carolina, 12/15
 FG Made 38, vs. Longwood, 11/18
 FG Attempted 72, vs. Chicago State, 12/29
 FG % .604 (32-53), vs. UNCW, 11/20
 3-Pt. Made 14, vs. Chattanooga, 11/12
 3-Pt. Attempted 28, vs. Western Carolina, 12/15
 3-Pt. % .611 (11-18), vs. Longwood, 11/18
 FT Made 28, vs. Tennessee State, 12/3
 FT Attempted 36, vs. Tennessee State, 12/3
 FT % .913 (21-23), vs. Chicago State, 12/29
 Rebounds 56, vs. Chicago State, 12/29
 Assists 22, vs. Longwood, 11/18
 Steals 12, vs. Western Carolina, 12/15
 Blocks 11, vs. Chicago State, 12/29
 Turnovers 26, at Minnesota, 1/17

OPPONENTS

Points 80, vs. Xavier, 11/24
 FG Made 31, vs. Chattanooga, 11/12
 31, vs. Georgia Tech, 11/27
 FG Attempted 67, vs. Chattanooga, 11/12
 67, vs. Chicago State, 12/29
 FG % .482 (27-56), vs. Tennessee State, 12/3
 3-Pt. Made 11, vs. Chicago State, 12/29
 11, at Iowa, 1/2
 3-Pt. Attempted 30, vs. Chattanooga, 11/12
 3-Pt. % .667 (4-6), vs. UCONN, 1/26
 FT Made 20, vs. Xavier, 11/24
 FT Attempted 30, vs. Xavier, 11/24
 FT % .938 (15-16), vs. UNCW, 11/20
 Rebounds 44, vs. UCONN, 1/26
 Assists 21, at Iowa, 1/2
 Steals 16, vs. Tennessee State, 12/3
 Blocks 7, vs. Tennessee State, 12/3
 Turnovers 26, vs. UNCW, 11/20

TEAM LOWS

INDIANA

Points 62, vs. Illinois, 1/13
 FG Made 19, vs. Illinois, 1/13
 FG Attempted 46, at Southern Illinois, 12/1
 46, vs. Coppin State, 12/22
 .371 (23-62), vs. UCONN, 1/26
 FG % .371 (23-62), vs. UCONN, 1/26
 3-Pt. Made 1, vs. Xavier, 11/24
 3-Pt. Attempted 9, vs. Illinois State, 11/23
 9, vs. Kentucky, 12/8
 3-Pt. % .067 (1-15), vs. Xavier, 11/24
 FT Made 6, vs. UCONN, 1/26
 FT Attempted 8, vs. UCONN, 1/26
 FT % .625 (15-24), vs. Illinois State, 11/23
 Rebounds 25, vs. UNCW, 11/20
 Assists 6, vs. Illinois, 1/13
 Steals 2, vs. Illinois, 1/13
 Blocks 1, vs. UNCW, 11/20
 Turnovers 9, vs. UCONN, 1/26

OPPONENTS

Points 43, vs. Iowa, 1/23
 FG Made 15, vs. Iowa, 1/23
 FG Attempted 44, vs. Iowa, 1/23
 FG % .258 (16-62), vs. Longwood, 11/18
 3-Pt. Made 1, at Southern Illinois, 12/1
 3-Pt. Attempted 6, vs. UCONN, 1/26
 3-Pt. % .071 (1-14), at Southern Illinois, 12/1
 FT Made 0, vs. Chicago State, 12/29
 FT Attempted 5, vs. Chicago State, 12/29
 FT % .000 (0-5), vs. Chicago State, 12/29
 Rebounds 24, (2x) last vs. Western Carolina, 12/15
 Assists 4, vs. Coppin State, 12/22
 Steals 2, at Iowa, 1/2
 2, vs. Illinois, 1/13
 2, vs. UCONN, 1/26
 Blocks 0, (3x) last vs. Illinois, 1/13
 Turnovers 10, vs. UCONN, 1/26

GAME BY GAME LEADERS

| Game | POINTS | REBOUNDS | ASSISTS | STEALS | BLOCKS |
|----------------|---------------|-------------------|--------------------------|---------------------------|---------------------------|
| CHATTANOOGA | Gordon (33) | Ellis (9) | Ellis (6) | Gordon (3) | White (2) |
| LONGWOOD | Gordon (21) | Ellis (11) | Ellis/Bassett (5) | McGee (3) | Holman (2) |
| UNCW | Gordon (30) | Stemler/Ellis (4) | Gordon (6) | Stemler/Gordon (3) | Ellis (1) |
| Illinois State | Gordon (31) | D. White (10) | Crawford (4) | Stemler (2) | Several (1) |
| Xavier | Gordon (20) | Ellis (11) | Ellis/Bassett/Gordon (3) | Several (1) | Ellis/White/Stemler(3) |
| GA. TECH | Gordon (29) | D. White (14) | Bassett (6) | Ellis/D. White (2) | D. White (3) |
| S. Illinois | Gordon (22) | D. White (12) | Bassett (4) | Gordon (2) | Gordon/Ellis/D. White (3) |
| TENN. STATE | D. White (29) | D. White (13) | Ellis (10) | M. White/Ellis/Stemler(2) | D. White (4) |
| KENTUCKY | Crawford (20) | D. White (13) | Ellis (5) | Crawford/Ellis (2) | D. White (2) |
| W. CAROLINA | Gordon (26) | D. White (11) | Ellis (6) | Ellis/Stemler (3) | Several (1) |
| COPPIN STATE | D. White (21) | Ellis (9) | Ellis (6) | Gordon (3) | D. White (4) |
| CHICAGO STATE | Gordon (22) | D. White (15) | Bassett (5) | Crawford (5) | D. White/Ellis (4) |
| Iowa | Gordon (25) | D. White (15) | Ellis (7) | Ellis (5) | Crawford/Ellis (1) |
| Michigan | Gordon (23) | D. White (22) | Ellis/Ratliff (6) | Ellis/Crawford (2) | D. White (2) |
| ILLINOIS | Gordon (17) | D. White (10) | Gordon (2) | Ratliff/D.White (1) | D. White (2) |
| Minnesota | D. White (17) | D. White (10) | Ellis (6) | Ellis (2) | D. White (2) |
| PENN STATE | Gordon (25) | D. White (7) | Ellis (8) | Ellis (3) | D. White/Ellis (1) |
| IOWA | D. White (19) | Ellis (8) | Ellis (4) | Gordon (4) | Gordon (3) |
| UCONN | Bassett (18) | D. White (10) | Gordon (4) | Bassett/Ellis/Gordon (2) | D. White (2) |

DAKICH NAMED ASSISTANT

Indiana Men's Basketball Coach **Kelvin Sampson** announced that Director of Basketball Operations **Dan Dakich** will return to the bench as an assistant coach for the Hoosiers.

The Indiana native began a 16-year association with the IU program in the fall of 1981 after graduating from Andean High School in Merrillville.

He played for the Hoosiers from 1982-85 and was a team captain during his junior and senior seasons as the Hoosiers finished with an 84-39 record during his career.

As a player, he helped Indiana win one Big Ten title, earn three NCAA Tournament berths and finish as the NIT runner-up his senior season. Dakich also spent 12 seasons on the IU coaching staff from 1985-97.

Dakich helped the Indiana program win 73.7 percent (283-101) of its games over the 12 years he served as an assistant coach, while the Hoosiers were winning over 70 percent of their Big Ten contests. He was a graduate assistant from 1985-87 before being named full-time prior to the 1987-88 campaign.

Prior to returning to IU, he spent 10 seasons as the head coach at Bowling Green State University and posted the third most wins in school history with 156.

Along with fellow assistants Ray McCallum and Jeff Meyer, the Hoosiers have a combined 37 years of Division I head coaching experience among the group working with Sampson who is in his 25th year as a head coach.

ON THE RUN

(IU listed first)

| Game | Before Run | Time | Run | Elapsed Time | Final |
|-------------------|------------|-------|-------|--------------|-----------|
| CHATTANOOGA | 65-61 | 11:28 | 33-10 | 5:08 | W, 99-77 |
| LONGWOOD | 75-41 | 11:13 | 21-0 | 8:47 | W, 100-49 |
| UNCW | 8-18 | 15:29 | 44-14 | 15:29 | W, 95-71 |
| Illinois State | 12-11 | 12:02 | 18-6 | 6:25 | W, 70-57 |
| Xavier | 20-25 | 7:09 | 4-0 | 1:49 | L, 65-80 |
| GA. TECH | 18-26 | 9:25 | 18-3 | 6:58 | W, 83-79 |
| Southern Illinois | 8-12 | 11:59 | 25-13 | 11:50 | W, 64-51 |
| TENN. STATE | 6-4 | 16:54 | 11-0 | 4:41 | W, 84-72 |
| KENTUCKY | 32-25 | 1:49 | 14-0 | 6:09 | W, 70-51 |
| W. CAROLINA | 28-18 | 7:36 | 11-0 | 3:26 | W, 100-52 |
| COPPIN STATE | 28-26 | 20:00 | 20-2 | 7:20 | W, 73-46 |
| CHICAGO STATE | 0-0 | Tip | 11-0 | 2:01 | W, 97-59 |
| Iowa | 40-44 | 15:02 | 30-13 | 12:48 | W, 79-76 |
| Michigan | 37-31 | 20:00 | 24-8 | 8:21 | W, 78-64 |
| ILLINOIS | 39-45 | 12:12 | 14-3 | 5:48 | W, 62-58 |
| Minnesota | 21-27 | 6:36 | 17-0 | 4:36 | W, 65-60 |
| PENN STATE | 54-54 | 11:18 | 27-6 | 9:05 | W, 81-65 |
| IOWA | 28-24 | 3:37 | 15-4 | 7:25 | W, 65-43 |
| UCONN | 0-0 | Tip | 9-0 | 3:03 | L, 63-68 |

STARTERS

| Game | F | F | F | G | G | Record |
|-------------------|----------|----------|----------|----------|----------|--------|
| CHATTANOOGA | D. White | Stemler | Ellis | Bassett | Gordon | 1-0 |
| LONGWOOD | D. White | Thomas | Ellis | Bassett | Gordon | 1-0 |
| UNCW | D. White | Thomas | Ellis | Bassett | Gordon | 2-0 |
| Illinois State | D. White | Thomas | Ellis | Bassett | Gordon | 3-0 |
| Xavier | D. White | Thomas | Ellis | Bassett | Gordon | 3-1 |
| GA. TECH | D. White | Stemler | Ellis | Bassett | Gordon | 2-0 |
| Southern Illinois | D. White | Stemler | Ellis | Bassett | Gordon | 3-0 |
| TENN. STATE | D. White | Stemler | Ellis | Bassett | Gordon | 4-0 |
| KENTUCKY | D. White | Stemler | M. White | Ellis | Crawford | 1-0 |
| W. CAROLINA | D. White | M. White | Ellis | Crawford | Gordon | 1-0 |
| COPPIN STATE | D. White | Stemler | M. White | Crawford | Gordon | 1-0 |
| CHICAGO STATE | D. White | M. White | Ellis | Bassett | Gordon | 1-0 |
| Iowa | D. White | M. White | Ellis | Bassett | Gordon | 2-0 |
| Michigan | D. White | M. White | Ellis | Crawford | Gordon | 2-0 |
| ILLINOIS | D. White | M. White | Ellis | Crawford | Gordon | 3-0 |
| Minnesota | D. White | M. White | Ellis | Bassett | Gordon | 3-0 |
| PENN STATE | D. White | M. White | Ellis | Crawford | Gordon | 4-0 |
| IOWA | D. White | Thomas | Ellis | Bassett | Gordon | 4-1 |
| UCONN | D. White | M. White | Ellis | Bassett | Gordon | 3-1 |

HOOSIERS SIGN FOUR

Indiana Men's Basketball Coach Kelvin Sampson announced that four players have signed national letters of intent. The class was rated the 15th best in the nation according to Rivals.com.

Devin Ebanks

**6'8" • 185 • Long Island City, N.Y./
St. Thomas More (Conn.) Prep**

Ebanks, a native of Long Island City, N.Y., is ranked second among small forwards and 13th overall in the class of 2008, according to *Rivals.com*. He averaged 23 points, five rebounds, four assists and three steals as a junior at St. Thomas More Prep in Connecticut for Coach Jere Quinn. In the summer of 2007, Ebanks was one of thirty high school players to be invited to the USA Basketball Men's Youth Development Festival at the U.S. Olympic Training Center in Colorado Springs, Colo., and averaged 28.2 points and 4.8 rebounds per game. He also shot 60.2% from the field and 1.8 steals in 29.8 minutes per game. As a sophomore, he averaged 18 points, nearly six rebounds and 1.3 assists. Ebanks is the son of Yvonne Jackson and Hubert Ebanks.

Terrell Holloway

**6'0" • 175 • Hempstead, N.Y./
Cincinnati's Harmony Prep**

Holloway is the 20th ranked point guard in the class of 2008 and the 100th overall prospect according to *Rivals.com*. The Hempstead, N.Y. native is ranked as the 16th best point guard in his class according to scout.com. Holloway led Hempstead High School to the Nassau Class AA title in 2006, the program's first in six seasons. He averaged 20 points, six rebounds, six assists and six steals for Coach Rodney Crawford. He is the son of Angela and Terrell Holloway.

Tom Pritchard

**6'8" • 240 • Westlake, Ohio/
Lakewood St. Edward High School**

Pritchard averaged 14 points, seven rebounds and two blocked shots a game as a junior, helping Lakewood St. Edward to a 25-1 record and an appearance in the state semifinal. Under Coach Eric Flannery, Pritchard, who hails from Westlake, Ohio, and St. Edward finished the 2006-07 season ranked 23rd in the *USA TODAY* Super 25 poll. Prior to a loss in the state semifinal game, St. Edward was ranked in the top ten for most of the season. He is the son of Beth and Dan Pritchard.

Matt Roth

**6'3" • 175 • Washington, Ill./
Metamora Washington High School**

As a junior, Roth averaged 21 points and five rebounds as he led Metamora Washington High School to a 27-2 record. Was a member of the *Associated Press's* 2006-07 Class AA all-state first team in Illinois following his junior year. He garnered second team honors with the *Chicago Tribune* and third team accolades with the *Chicago Sun-Times*. The Washington, Ill., native made 148 triples on his way to shooting a blistering 48 percent from three-point line for Coach Kevin Brown. He led his team in points and blocks and finished second in rebounds. He was named the 2007-08 *MidStateHoops.com* Preseason Player of the Year.

HUSTLIN' HOOSIERS

Starts

| | |
|----------------------|----|
| D.J. White..... | 19 |
| Jamarcus Ellis..... | 18 |
| Eric Gordon..... | 18 |
| Armon Bassett..... | 13 |
| Mike White..... | 10 |
| Lance Stemler..... | 6 |
| Jordan Crawford..... | 6 |
| DeAndre Thomas..... | 5 |

Dives For Loose Balls

| | |
|----------------------|----|
| Lance Stemler..... | 18 |
| Jamarcus Ellis..... | 11 |
| D.J. White..... | 7 |
| Eric Gordon..... | 6 |
| Jordan Crawford..... | 5 |
| Mike White..... | 4 |
| Armon Bassett..... | 4 |
| Kyle Taber..... | 3 |
| Eli Holman..... | 1 |
| DeAndre Thomas..... | 1 |

Dunks

| | |
|----------------------|----|
| D.J. White..... | 35 |
| Eric Gordon..... | 11 |
| Jordan Crawford..... | 8 |
| DeAndre Thomas..... | 1 |
| Mike White..... | 1 |
| Armon Bassett..... | 1 |

Points Off of Turnovers

| | |
|----------------------|----|
| Eric Gordon..... | 78 |
| D.J. White..... | 64 |
| Jordan Crawford..... | 57 |
| Armon Bassett..... | 50 |
| Jamarcus Ellis..... | 33 |
| Brandon McGee..... | 11 |
| Lance Stemler..... | 9 |
| Mike White..... | 8 |
| DeAndre Thomas..... | 5 |
| A.J. Ratliff..... | 3 |

Second Chance Points

| | |
|----------------------|----|
| D.J. White..... | 75 |
| Jamarcus Ellis..... | 29 |
| DeAndre Thomas..... | 24 |
| Mike White..... | 20 |
| Eric Gordon..... | 17 |
| Jordan Crawford..... | 16 |
| Armon Bassett..... | 15 |
| Lance Stemler..... | 13 |
| Brandon McGee..... | 4 |
| Eli Holman..... | 2 |
| Kyle Taber..... | 2 |

Fast Break Points

| | |
|----------------------|----|
| Eric Gordon..... | 51 |
| Jordan Crawford..... | 50 |
| Armon Bassett..... | 23 |
| Jamarcus Ellis..... | 12 |
| D.J. White..... | 10 |
| Mike White..... | 4 |
| DeAndre Thomas..... | 2 |
| Lance Stemler..... | 2 |
| Brandon McGee..... | 2 |

Charges Taken

| | |
|---------------------|---|
| Lance Stemler..... | 4 |
| Jamarcus Ellis..... | 3 |
| D.J. White..... | 1 |
| Mike White..... | 1 |
| Armon Bassett..... | 1 |
| DeAndre Thomas..... | 1 |

Points in the Paint

| | |
|----------------------|-----|
| D.J. White..... | 176 |
| Eric Gordon..... | 106 |
| Jamarcus Ellis..... | 86 |
| DeAndre Thomas..... | 76 |
| Jordan Crawford..... | 74 |
| Mike White..... | 30 |
| Armon Bassett..... | 26 |
| Lance Stemler..... | 14 |
| Brandon McGee..... | 14 |
| Kyle Taber..... | 4 |
| Eli Holman..... | 4 |
| A.J. Ratliff..... | 2 |

3 Pt-Plays Made

| | |
|----------------------|------|
| D.J. White..... | 8/12 |
| Eric Gordon..... | 2/3 |
| Armon Bassett..... | 1/1 |
| Jordan Crawford..... | 1/2 |
| DeAndre Thomas..... | 1/2 |
| Jamarcus Ellis..... | 0/5 |

Bench Points

| | |
|------------------------|-----|
| Jordan Crawford..... | 121 |
| Lance Stemler..... | 57 |
| DeAndre Thomas..... | 56 |
| Armon Bassett..... | 28 |
| Brandon McGee..... | 23 |
| Mike White..... | 15 |
| A.J. Ratliff..... | 12 |
| Eli Holman..... | 6 |
| Kyle Taber..... | 5 |
| Adam Ahlfeld..... | 3 |
| Brett Finkelmeier..... | 2 |
| Jamarcus Ellis..... | 2 |

FG% last five minutes

| | |
|----------------------|--------------|
| Armon Bassett..... | 10/11, 90.9% |
| Mike White..... | 4/6, 66.7% |
| Lance Stemler..... | 6/11, 54.5% |
| Eric Gordon..... | 7/13, 53.8% |
| DeAndre Thomas..... | 1/2, 50% |
| A.J. Ratliff..... | 1/2, 50% |
| D.J. White..... | 6/14, 42.9% |
| Jordan Crawford..... | 9/22, 40.9% |
| Jamarcus Ellis..... | 5/14 35.7% |

FT% last five minutes

| | |
|----------------------|--------------|
| DeAndre Thomas..... | 2/2, 100% |
| D.J. White..... | 5/6, 83.3% |
| Armon Bassett..... | 5/6, 83.3% |
| Eric Gordon..... | 24/29, 82.8% |
| Jordan Crawford..... | 4/5, 80% |
| Lance Stemler..... | 11/14, 78.6% |
| Jamarcus Ellis..... | 15/21, 71.4% |

Control The Tip

| | |
|-----------------|-------|
| D.J. White..... | 13/19 |
|-----------------|-------|

INTERVIEW REQUESTS

All media requests should be directed to Director of Media Relations J.D. Campbell by calling 812-322-1437 or via email at jc56@indiana.edu.

In addition to the Big Ten Teleconference, Coach Sampson will hold one press conference per week, generally on Thursday as the team's schedule permits.

Players can be made available after practice on a non-game or travel day as long as the player has no class conflict. We request at least 48 hours notice to ensure the player availability.

IU RADIO AFFILIATES

WSCH-FM Aurora - 99.3
 WQRK-FM Bedford -105.5
 WHCC-FM Bloomington -105.1
 WBNL-AM Boonville - 1540
 WTRC-AM Elkhart -1340
 WEOA-AM Evansville - 1400
 WNUY-FM Fort Wayne -100.1
 WFLQ-FM French Lick - 100.1
 WLHK-FM Indianapolis- 97.1
 WITZ-FM Jasper -104.7
 WAVG-AM Jeffersonville - 1450
 WIOU-AM Kokomo - 1350
 WQTY-FM Linton - 93.3
 WLHM-FM Logansport - 102.3
 WRZR-FM Loogootee - 94.5
 WWLO-FM Lowell - 89.1
 WXGO-AM Madison 1270
 WORX-FM Madison - 96.7
 WBAT-AM Marion - 1400
 WYFX-FM Mount Vernon -106.7
 WRIN-AM Rensselaer -1560
 WLQI-FM Rensselaer - 97.7
 WQLK-FM Richmond - 96.1
 WSLM-AM Salem - 1220
 WSLM-FM Salem - 97.9
 WXXU-FM Seymour - 92.7
 WWLV-AM South Bend 1620
 WSBT-AM South Bend 960
 WTCJ-AM Tell City - 1230
 WAZI-FM Terre Haute -104.9
 WXCH-FM Versailles - 103.1
 WZDM-FM Vincennes - 92.1

Affiliates Subject To Change

BIG TEN BASKETBALL TELECONFERENCE

The Big Ten Conference will have weekly calls beginning January 7, 2008 with the final call on March 10, 2008.

Each Big Ten head coach is invited to participate on the weekly teleconferences. Participation is not mandatory, so some coaches may not be available each week.

To participate on the weekly teleconference, dial: 303-262-2051
 The calls will be available for play-back for 24 hours following each call.

To access the play-back, dial: 1-800-405-2236;
 PASSCODE: 11093599#

Internet?

The calls will be also be available live and archived at www.bigten.org.

Order of Appearance: (ALL-TIMES CENTRAL)

| | |
|------------|-----------------------------------|
| 9:00 a.m. | Kelvin Sampson, IND |
| 9:10 a.m. | Todd Lickliter, IOWA |
| 9:20 a.m. | Bruce Weber, ILL |
| 9:30 a.m. | Bill Carmody, NU |
| 9:40 a.m. | Ed DeChellis, PSU |
| 9:50 a.m. | Matt Painter, PUR |
| 10:00 a.m. | Tom Izzo, MSU |
| 10:10 a.m. | Bo Ryan, WIS |
| 10:20 a.m. | John Beilein, MICH |
| 10:30 a.m. | Thad Matta, OSU |
| 10:40 a.m. | Tubby Smith, MINN |
| 10:50 a.m. | Player of the Week (if available) |

IU RADIO NETWORK

This marks the 35th year that Don Fischer has been the radio play-by-play "voice" of Indiana University Football and Basketball games. In addition to broadcasting the games, Fischer hosts the weekly coaches talk shows for both football and basketball, and has a weekly IU sports show, from September through March on the IU Radio Network. Fischer has broadcast more than 1,200 Indiana University games that include six bowl games, four NCAA Basketball Championship games and two N.I.T. Championship games.

Former Indiana guard Todd Leary is in his sixth season as the color analyst. Leary played for the Hoosiers from 1989-94 and still ranks among IU's top-10 career leaders in career three-point field goal percentage at .423, and his .460 shooting from beyond the arc in 1993-94 is ninth on the all-time list.

Joe Smith is in his 25th year with the IU Radio Network. He has handled pre-game, halftime and post-game duties since 1983. Joe handled the IU TV warmup from 1978-82 and hosted several IU Coaches Shows from 1983-96 and again from 2002-04.

INSIDE IU BASKETBALL WITH KELVIN SAMPSON

Inside Indiana Basketball With **Kelvin Sampson** is a weekly radio show which can be heard each Monday night (except for game night and holidays) from 7 to 8 p.m. on the IU Radio Network.

Long-time voice of the Hoosiers Don Fischer, who is entering his 35th year behind the microphone, will join Coach Sampson to preview the coming week's action and review games from the previous week.

The show will originate from The Hoosier Den, which is located in Foster Quad on the IU campus. The show is produced by IU Sports Properties.

HOOSIERS TOP MOCS, 99-77

BLOOMINGTON, INDIANA--Overcoming a slow start, No. 8 Indiana (1-0) came back with a dominating second-half performance for a 99-79 win over Chattanooga (1-1) at Assembly Hall in Bloomington.

Making his official collegiate debut, freshman Eric Gordon led all scorers with 33 points. Gordon was 9 of 15 on the court and made a staggering seven of 11 three-point attempts. It is the most points scored by a Hoosier player in his IU debut. The previous record of 26 was set by George McGinnis on December 1, 1970 against Eastern Michigan.

After turning the ball over 10 times in the first half the Hoosiers gave up the ball just three times in the second period while forcing eight Chattanooga giveaways. Indiana shot 60 percent (18-30) from the field in the second half, including 6 of 10 on three-point attempts.

With the Mocs shooting at a blistering 57 percent in the first half, the Indiana defense clamped down in the second period allowing just 29 points on 10 field goals.

Trailing 50-46 at the half the Hoosiers came out of the locker room fired up, punctuated by a dunk from Gordon that brought the crowd to its feet and made it a 50-all contest.

Indiana went back on top with a D.J. White jumper at 17:50 to make it 52-50 and slowly pulled away to an eight-point advantage (65-57).

The Hoosiers finished with five players in double figures as Armon Bassett contributed 20 points and White added 17. Jamarcus Ellis was the top IU rebounder with nine.

| Official Basketball Box Score -- GAME TOTALS -- FINAL STATISTICS | | | | | | | | | | | | | | |
|--|----------------------|--------------|--------------|-----------------|----------|-------|-----|-------------|----|-------|----|-------------------|-----|-----|
| Chattanooga vs Indiana | | | | | | | | | | | | | | |
| 11/12/07 7:06 p.m. at Assembly Hall, Bloomington, Ind. | | | | | | | | | | | | | | |
| Chattanooga 79 • 1-1 | | | | | | | | | | | | | | |
| # | Player | Total FG-FGA | 3-Ptr FG-FGA | FT-FTA | Rebounds | | | PF | TP | A | TO | Blk | Stl | Min |
| | | | | | Off | Def | Tot | | | | | | | |
| 01 | WATTS, Marcus | f 4-6 | 1-2 | 0-0 | 2 | 2 | 4 | 1 | 9 | 4 | 0 | 0 | 0 | 28 |
| 34 | DOAKS, Nichaeus | f 5-10 | 2-5 | 0-1 | 3 | 5 | 8 | 3 | 12 | 0 | 1 | 2 | 1 | 28 |
| 44 | HARTWELL, Khalil | f 2-4 | 0-0 | 0-0 | 2 | 2 | 4 | 4 | 4 | 0 | 4 | 1 | 0 | 16 |
| 00 | McDOWELL, Stephen | g 2-13 | 1-10 | 4-4 | 1 | 0 | 1 | 3 | 9 | 3 | 1 | 0 | 3 | 29 |
| 11 | BRIDGEWATERS, Kevin | g 6-7 | 2-3 | 0-0 | 0 | 1 | 1 | 2 | 14 | 3 | 5 | 0 | 1 | 23 |
| 13 | WADDELL, Qavolstaraj | 4-7 | 0-0 | 1-4 | 1 | 1 | 2 | 4 | 9 | 1 | 0 | 0 | 0 | 22 |
| 14 | SMITH, Jeff | 1-1 | 0-0 | 0-0 | 0 | 0 | 0 | 0 | 2 | 0 | 0 | 0 | 0 | 2 |
| 15 | CLOYD, Vernice | 0-2 | 0-2 | 0-0 | 0 | 1 | 1 | 2 | 0 | 2 | 2 | 0 | 1 | 9 |
| 31 | SHEARD, Keyron | 2-7 | 1-4 | 2-3 | 0 | 1 | 1 | 3 | 7 | 1 | 1 | 0 | 1 | 17 |
| 33 | GOFFNEY, Kevin | 5-10 | 2-4 | 1-4 | 1 | 8 | 9 | 0 | 13 | 1 | 2 | 0 | 2 | 26 |
| Team | | | | | 2 | 1 | 3 | | | | | | | |
| Totals | | 31-67 | 9-30 | 8-16 | 12 | 22 | 34 | 22 | 79 | 15 | 16 | 3 | 9 | 200 |
| FG % 1st Half: 21-37 | | 56.8% | | 2nd half: 10-30 | | 33.3% | | Game: 31-67 | | 46.3% | | Deadball Rebounds | | 4.3 |
| 3FG % 1st Half: 7-18 | | 38.9% | | 2nd half: 2-12 | | 16.7% | | Game: 9-30 | | 30.0% | | | | |
| FT % 1st Half: 1-2 | | 50.0% | | 2nd half: 7-14 | | 50.0% | | Game: 8-16 | | 50.0% | | | | |

| Indiana 99 • 1-0 | | | | | | | | | | | | | | |
|----------------------|------------------|--------------|--------------|-----------------|----------|-------|-----|-------------|----|-------|----|-------------------|-----|-----|
| # | Player | Total FG-FGA | 3-Ptr FG-FGA | FT-FTA | Rebounds | | | PF | TP | A | TO | Blk | Stl | Min |
| | | | | | Off | Def | Tot | | | | | | | |
| 03 | White, D.J. | f 5-7 | 0-0 | 7-10 | 2 | 2 | 4 | 2 | 17 | 1 | 3 | 2 | 0 | 28 |
| 22 | Stemler, Lance | f 0-2 | 0-1 | 0-0 | 0 | 0 | 0 | 3 | 0 | 0 | 1 | 0 | 0 | 16 |
| 01 | Bassett, Armon | g 8-10 | 4-5 | 0-0 | 0 | 6 | 6 | 1 | 20 | 5 | 4 | 0 | 0 | 32 |
| 13 | Ellis, Jamarcus | g 1-4 | 1-2 | 2-3 | 1 | 8 | 9 | 1 | 5 | 6 | 3 | 1 | 2 | 36 |
| 23 | Gordon, Eric | g 9-15 | 7-11 | 8-10 | 0 | 6 | 6 | 4 | 33 | 4 | 2 | 1 | 3 | 35 |
| 02 | Thomas, DeAndre | 4-9 | 0-0 | 3-4 | 2 | 1 | 3 | 4 | 11 | 1 | 0 | 0 | 1 | 22 |
| 05 | Crawford, Jordan | 4-7 | 2-4 | 3-4 | 0 | 2 | 2 | 3 | 13 | 3 | 0 | 0 | 1 | 25 |
| 24 | McGee, Brandon | 0-2 | 0-2 | 0-0 | 0 | 0 | 0 | 0 | 0 | 0 | 0 | 0 | 0 | 3 |
| 32 | Holman, Eli | 0-0 | 0-0 | 0-0 | 0 | 0 | 0 | 0 | 0 | 0 | 0 | 0 | 0 | 3 |
| Team | | | | | 0 | 2 | 2 | | | | | | | |
| Totals | | 31-56 | 14-25 | 23-31 | 5 | 27 | 32 | 18 | 99 | 20 | 13 | 4 | 7 | 200 |
| FG % 1st Half: 13-26 | | 50.0% | | 2nd half: 18-30 | | 60.0% | | Game: 31-56 | | 55.4% | | Deadball Rebounds | | 3.1 |
| 3FG % 1st Half: 8-15 | | 53.3% | | 2nd half: 6-10 | | 60.0% | | Game: 14-25 | | 56.0% | | | | |
| FT % 1st Half: 12-15 | | 80.0% | | 2nd half: 11-16 | | 68.8% | | Game: 23-31 | | 74.2% | | | | |

Officials: Steve Welmer, John Higgins, Les Jones
 Technical fouls: Chattanooga-None. Indiana-None.
 Attendance: 17179
 Gordon's 33 points is most ever by IU freshman in first career game

| Score by periods | | | | | |
|------------------|-----|-----|-------|--|--|
| | 1st | 2nd | Total | | |
| Chattanooga | 50 | 29 | 79 | | |
| Indiana | 46 | 53 | 99 | | |

| Points | In | Off | 2nd | Fast | Bench |
|---------|----|-----|-----|------|-------|
| UTC | 34 | 15 | 2 | 19 | 31 |
| INDIANA | 28 | 22 | 6 | 22 | 24 |

Last FG - UTC 2nd-00:31, INDIANA 2nd-00:37.
 Largest lead - UTC by 5 1st-18:10, INDIANA by 22 2nd-00:37.
 Score tied - 4 times.
 Lead changed - 3 times.

HOOSIERS OVER LONGWOOD, 100-49

BLOOMINGTON, INDIANA--The No. 8 Indiana Hoosiers shot 59 percent from the field, including 61 percent from three-point range in a 100-49 victory over Longwood at Assembly Hall in the first round of the Chicago Invitational Challenge.

Indiana (2-0) led by as many as 56 points (97-41) and finished with six players scoring in double figures for the first time since 1998. For the second time in as many games freshman Eric Gordon led all scorers with 21 points in just 26 minutes of play, hitting five of eight three-point attempts. Junior guard Jamarcus Ellis had a season-high 11 rebounds and just missed out on a double-double with nine points. Indiana won the rebounding battle, 46-33.

Gordon's two-game total of 54 points better the IU record of 52 points scored in the first two games of a career set by George McGinnis in 1970-71.

The Hoosiers' defense smothered the Lancers' attack as Longwood shot just 26 percent for the game, including 17 percent (5 of 29) in the second half. After a layup from Danny Wilson cut the IU lead to one at 7-6, Indiana rattled off a 14-2 run that was punctuated by a Gordon dunk for a 21-8 advantage with 13:15 to play. Longwood would get no closer than eight (21-13) for the remainder of the game as the Hoosiers closed the half on a 24-11 run to take a 54-30 lead into the locker room at the break.

Freshman Jordan Crawford made his sixth basket in as many attempts with 9:42 left in the game to put Indiana ahead 79-41. The freshman finished with 16 points on 70 percent (7-10) shooting.

Senior D.J. White played just 21 minutes as head coach Kelvin Sampson turned to his bench early in the second half. White was 4-of-5 from the field and 4-of-5 from the charity stripe for 12 points, while guard Armon Bassett added 14 points and five assists in 23 minutes of action, along with Crawford's 16.

| Official Basketball Box Score -- GAME TOTALS -- FINAL STATISTICS | | | | | | | | | | | | | | |
|--|---------------------|--------------|--------------|----------------|----------|-------|-----|-------------|----|-------|----|-------------------|-----|-----|
| Longwood vs Indiana | | | | | | | | | | | | | | |
| 11/18/07 12 p.m. at Bloomington, Ind. (Assembly Hall) | | | | | | | | | | | | | | |
| Longwood 49 • 2-2 | | | | | | | | | | | | | | |
| # | Player | Total FG-FGA | 3-Ptr FG-FGA | FT-FTA | Rebounds | | | PF | TP | A | TO | Blk | Stl | Min |
| | | | | | Off | Def | Tot | | | | | | | |
| 02 | Williams, Kirk | f 3-19 | 0-4 | 0-2 | 4 | 3 | 7 | 3 | 6 | 1 | 2 | 0 | 2 | 31 |
| 50 | Barrett, Lamar | f 2-6 | 0-1 | 3-6 | 1 | 4 | 5 | 2 | 7 | 0 | 2 | 0 | 0 | 29 |
| 44 | Wilson, Danny | c 1-5 | 0-0 | 0-0 | 0 | 1 | 1 | 2 | 2 | 0 | 0 | 0 | 0 | 15 |
| 10 | Giles, Brandon | g 0-2 | 0-1 | 0-0 | 0 | 1 | 1 | 1 | 0 | 6 | 2 | 0 | 0 | 26 |
| 22 | Smith, Dana | g 3-12 | 1-5 | 2-2 | 2 | 1 | 3 | 4 | 9 | 1 | 1 | 0 | 1 | 30 |
| 01 | Jaekel, Beno | 0-1 | 0-0 | 0-0 | 0 | 1 | 1 | 1 | 0 | 0 | 1 | 0 | 0 | 6 |
| 11 | Gee II, Earl | 0-2 | 0-2 | 0-0 | 1 | 0 | 1 | 1 | 0 | 1 | 0 | 0 | 0 | 3 |
| 12 | Robinson Jr., Billy | 2-5 | 1-3 | 0-0 | 0 | 1 | 1 | 0 | 5 | 0 | 2 | 0 | 2 | 10 |
| 23 | Bogan, Ryan | 3-6 | 2-3 | 4-4 | 3 | 6 | 9 | 1 | 12 | 2 | 2 | 0 | 0 | 29 |
| 25 | Neil, Durann | 1-2 | 1-2 | 3-4 | 0 | 1 | 1 | 1 | 6 | 0 | 1 | 0 | 0 | 7 |
| 31 | Ryan, Jeffrey | 0-1 | 0-0 | 0-0 | 0 | 0 | 0 | 0 | 1 | 0 | 2 | 0 | 0 | 7 |
| 42 | Evans, Brandon | 1-1 | 0-0 | 0-0 | 0 | 0 | 0 | 1 | 2 | 0 | 0 | 0 | 0 | 7 |
| Team | | | | | 1 | 2 | 3 | | | | | | | |
| Totals | | 16-62 | 5-21 | 12-18 | 12 | 21 | 33 | 18 | 49 | 11 | 16 | 0 | 4 | 200 |
| FG % 1st Half: 11-33 | | 33.3% | | 2nd half: 5-29 | | 17.2% | | Game: 16-62 | | 25.8% | | Deadball Rebounds | | 3 |
| 3FG % 1st Half: 3-9 | | 33.3% | | 2nd half: 2-12 | | 16.7% | | Game: 5-21 | | 23.8% | | | | |
| FT % 1st Half: 5-8 | | 62.5% | | 2nd half: 7-10 | | 70.0% | | Game: 12-18 | | 66.7% | | | | |

| Indiana 100 • 2-0 | | | | | | | | | | | | | | |
|----------------------|--------------------|--------------|--------------|-----------------|----------|-------|-----|-------------|-----|-------|----|-------------------|-----|-----|
| # | Player | Total FG-FGA | 3-Ptr FG-FGA | FT-FTA | Rebounds | | | PF | TP | A | TO | Blk | Stl | Min |
| | | | | | Off | Def | Tot | | | | | | | |
| 02 | Thomas, DeAndre | f 4-6 | 0-0 | 2-2 | 1 | 3 | 4 | 3 | 10 | 3 | 2 | 0 | 2 | 15 |
| 03 | White, D.J. | f 4-5 | 0-0 | 4-5 | 0 | 3 | 3 | 2 | 12 | 0 | 1 | 0 | 0 | 21 |
| 13 | Ellis, Jamarcus | f 4-7 | 1-2 | 0-0 | 0 | 11 | 11 | 1 | 9 | 5 | 1 | 0 | 0 | 27 |
| 01 | Bassett, Armon | g 4-6 | 3-5 | 3-4 | 1 | 3 | 4 | 2 | 14 | 5 | 1 | 0 | 0 | 23 |
| 23 | Gordon, Eric | g 8-14 | 5-8 | 0-1 | 0 | 3 | 3 | 3 | 21 | 3 | 3 | 0 | 2 | 26 |
| 04 | Finkelmeier, Brett | 0-0 | 0-0 | 0-0 | 0 | 0 | 0 | 0 | 0 | 0 | 0 | 0 | 0 | 3 |
| 05 | Crawford, Jordan | 7-10 | 0-0 | 2-3 | 0 | 1 | 1 | 0 | 16 | 2 | 1 | 0 | 1 | 19 |
| 22 | Stemler, Lance | 5-9 | 2-3 | 0-0 | 1 | 3 | 4 | 3 | 12 | 3 | 0 | 0 | 2 | 24 |
| 24 | McGee, Brandon | 1-3 | 0-0 | 0-0 | 0 | 4 | 4 | 0 | 2 | 0 | 0 | 0 | 3 | 14 |
| 32 | Holman, Eli | 1-4 | 0-0 | 2-4 | 3 | 3 | 6 | 3 | 4 | 0 | 2 | 2 | 1 | 20 |
| 34 | Alfeld, Adam | 0-0 | 0-0 | 0-0 | 0 | 0 | 0 | 0 | 1 | 0 | 0 | 0 | 0 | 3 |
| 44 | Taber, Kyle | 0-1 | 0-0 | 0-0 | 2 | 0 | 2 | 0 | 0 | 1 | 1 | 0 | 0 | 5 |
| Team | | | | | 1 | 3 | 4 | | | | | | | |
| Totals | | 38-65 | 11-18 | 13-19 | 9 | 37 | 46 | 18 | 100 | 22 | 12 | 2 | 11 | 200 |
| FG % 1st Half: 20-31 | | 64.5% | | 2nd half: 18-34 | | 52.9% | | Game: 38-65 | | 58.5% | | Deadball Rebounds | | 3 |
| 3FG % 1st Half: 6-11 | | 54.5% | | 2nd half: 5-7 | | 71.4% | | Game: 11-18 | | 61.1% | | | | |
| FT % 1st Half: 8-9 | | 88.9% | | 2nd half: 5-10 | | 50.0% | | Game: 13-19 | | 68.4% | | | | |

Officials: Ron Groover, Bob Testa, Mark Schnur
 Technical fouls: Longwood-None. Indiana-None.
 Attendance: 17275
 First Round of the Chicago Invitational Challenge

| Score by periods | | | | | |
|------------------|-----|-----|-------|--|--|
| | 1st | 2nd | Total | | |
| Longwood | 30 | 19 | 49 | | |
| Indiana | 54 | 46 | 100 | | |

| Points | In | Off | 2nd | Fast | Bench |
|---------|----|-----|-----|------|-------|
| LW | 18 | 0 | 13 | 2 | 25 |
| INDIANA | 47 | 18 | 9 | 15 | 34 |

Last FG - LW 2nd-01:07, INDIANA 2nd-01:30.
 Largest lead - LW None, INDIANA by 56 2nd-02:34.
 Score tied - 1 time.
 Lead changed - 0 times.

INDIANA TOPPLES KENTUCKY, 70-51

BLOOMINGTON, INDIANA--Freshman Jordan Crawford scored 20 points to lead a short-handed Indiana team to a 70-51 win over Kentucky in the first meeting between the two teams in Assembly Hall since 1990.

Indiana took control midway through the first half with a 15-5 run that expanded the lead to 20-15 with 6:11 left in the first half.

Kentucky closed to 31-23 when brother Joe Crawford stole the ball from his brother and drove in for a layup. But Jordan Crawford made three of four free throws in the final 90 seconds, during a five-point flurry that gave Indiana a 37-25 halftime lead.

The second half was all Hoosiers.

Indiana scored the first nine points in the second half, building a 46-25 lead, and then things turned ugly for the Wildcats. Bradley fouled out with 13:51 left, and Michael Porter fouled out with 9:58 to go.

Even when something did go right, like Joe Crawford's driving layup at the 12:49 mark, the Wildcats still made mistakes. Crawford drew a technical foul after the play.

The result: Kentucky never got closer than 17 points the rest of the way, and Jordan Crawford walked away with a win and family bragging rights.

Senior D.J. White became the 41st player in school history to eclipse the 1,000 point mark with his 16-point, 13-rebound performance. He now has scored 1,006 points.

Junior Jamarcus Ellis added 12 points, five rebounds and five assists and junior DeAndre Thomas had 11 points and five rebounds.

HOOSIERS OVER WCU, 100-52

BLOOMINGTON, INDIANA-- Freshman Eric Gordon scored 26 points, senior D.J. White had another double-double with 21 points and 11 rebounds and freshman Jordan Crawford added 19 to lead the Hoosiers to a 100-52 win Western Carolina.

Gordon, the Big Ten's leading scorer, topped 20 points for the eighth time this season and came within two baskets of breaking Mike Woodson's freshman mark for most 30-point games in a season (three).

WCU shot 34.5 percent from the field, committed 24 fouls and 21 turnovers and was outrebounded 50-24.

More troubling was the lack of a supporting cast. Michael Porrini scored 20 points and Arnold Gore 16, but no other Western Carolina player had more than six. In fact, until Jake Robinson completed a three-point play with 3:49 left in the first half, no other Catamount had scored.

Gordon had no trouble with his shooting touch, finishing 8-of-13 and 6-of-11 from 3-point range, and the Hoosiers had no problem getting back in sync with their dazzling freshman.

White opened the game with back-to-back three-point plays, an ominous sign of what was to come for the Catamounts.

By halftime, Indiana had already strung together runs of 8-0, 8-0, 11-0 and 7-0, then used a 15-0 spurt early in the second half to close out their 24th consecutive home victory. That's the fourth longest streak in the country, and Sampson is now 22-0 at Assembly Hall since taking over as coach last season.

Official Basketball Box Score -- GAME TOTALS -- FINAL STATISTICS
UK vs Indiana
 12/08/07 4:05 p.m. at Bloomington, Ind. (Assembly Hall)

UK 51 • 4-3

| # | Player | Total | | | 3-Ptr | | | Rebounds | | | PF | TP | A | TO | Blk | Stl | Min |
|----|--------------------|--------|--------|--------|--------|--------|--------|----------|-----|-----|----|----|---|----|-----|-----|-----|
| | | FG-FGA | FG-FGA | FT-FTA | FG-FGA | FG-FGA | FT-FTA | Off | Def | Tot | | | | | | | |
| 42 | Coury, Mark | f | 1-2 | 0-0 | 0-0 | 0 | 3 | 3 | 2 | 0 | 1 | 0 | 1 | 12 | | | |
| 54 | Patterson, Patrick | f | 6-9 | 0-0 | 3-5 | 2 | 3 | 5 | 2 | 15 | 2 | 5 | 0 | 36 | | | |
| 03 | Bradley, Ramel | g | 2-5 | 1-4 | 0-1 | 0 | 1 | 1 | 5 | 5 | 0 | 2 | 1 | 23 | | | |
| 13 | Porter, Michael | g | 1-4 | 1-2 | 0-0 | 1 | 0 | 1 | 5 | 3 | 0 | 3 | 0 | 21 | | | |
| 32 | Crawford, Joe | g | 4-15 | 1-6 | 1-3 | 1 | 1 | 2 | 2 | 10 | 2 | 2 | 0 | 37 | | | |
| 15 | Stewart, A.J. | g | 0-2 | 0-0 | 1-2 | 0 | 0 | 0 | 2 | 1 | 1 | 2 | 0 | 12 | | | |
| 21 | Stevenson, Perry | g | 3-5 | 0-0 | 4-4 | 2 | 4 | 6 | 3 | 10 | 2 | 2 | 0 | 26 | | | |
| 30 | Perry, Dwight | g | 0-1 | 0-1 | 0-0 | 0 | 0 | 0 | 0 | 0 | 0 | 0 | 0 | 4 | | | |
| 34 | Harris, Ramon | g | 2-6 | 1-3 | 0-1 | 2 | 6 | 8 | 3 | 5 | 2 | 2 | 1 | 25 | | | |
| 43 | Carter, Jared | g | 0-0 | 0-0 | 0-0 | 0 | 0 | 0 | 0 | 0 | 0 | 0 | 0 | 4 | | | |
| | Team | | | | | 1 | 2 | 3 | | | | | | | | | |
| | Totals | | 19-49 | 4-16 | 9-16 | 9 | 20 | 29 | 25 | 51 | 9 | 19 | 2 | 4 | 200 | | |

| | | | |
|---------------------------|-----------------------|-------------------|-------------------|
| FG % 1st Half: 9-21 42.9% | 2nd half: 10-28 35.7% | Game: 19-49 38.8% | Deadball Rebounds |
| 3FG % 1st Half: 1-6 16.7% | 2nd half: 3-10 30.0% | Game: 4-16 25.0% | 2, 1 |
| FT % 1st Half: 6-9 66.7% | 2nd half: 3-7 42.9% | Game: 9-16 56.3% | |

Indiana 70 • 8-1

| # | Player | Total | | | 3-Ptr | | | Rebounds | | | PF | TP | A | TO | Blk | Stl | Min |
|----|------------------|--------|--------|--------|--------|--------|--------|----------|-----|-----|----|----|---|----|-----|-----|-----|
| | | FG-FGA | FG-FGA | FT-FTA | FG-FGA | FG-FGA | FT-FTA | Off | Def | Tot | | | | | | | |
| 03 | White, D.J. | f | 6-11 | 0-0 | 4-4 | 3 | 10 | 13 | 3 | 16 | 1 | 5 | 2 | 0 | 29 | | |
| 22 | Stemler, Lance | f | 1-3 | 0-2 | 2-2 | 0 | 3 | 3 | 4 | 1 | 1 | 0 | 1 | 36 | | | |
| 30 | White, Mike | f | 1-4 | 0-0 | 5-6 | 2 | 1 | 3 | 4 | 7 | 1 | 1 | 0 | 1 | 29 | | |
| 05 | Crawford, Jordan | g | 5-10 | 3-5 | 7-10 | 0 | 2 | 2 | 2 | 20 | 2 | 3 | 0 | 2 | 39 | | |
| 13 | Ellis, Jamarcus | g | 4-8 | 1-2 | 3-5 | 0 | 5 | 5 | 12 | 5 | 2 | 0 | 2 | 35 | | | |
| 02 | Thomas, DeAndre | g | 5-10 | 0-0 | 1-5 | 2 | 3 | 5 | 2 | 11 | 0 | 3 | 0 | 1 | 22 | | |
| 24 | McGee, Brandon | g | 0-0 | 0-0 | 0-0 | 1 | 0 | 1 | 0 | 0 | 0 | 0 | 0 | 1 | 6 | | |
| 32 | Holman, Eli | g | 0-1 | 0-0 | 0-0 | 1 | 0 | 1 | 0 | 0 | 0 | 0 | 0 | 2 | | | |
| 34 | Ahlfeld, Adam | g | 0-0 | 0-0 | 0-0 | 0 | 0 | 0 | 0 | 0 | 0 | 0 | 0 | 1 | | | |
| 44 | Taber, Kyle | g | 0-0 | 0-0 | 0-0 | 0 | 0 | 0 | 0 | 0 | 0 | 0 | 0 | 1 | | | |
| | Team | | | | | 2 | 2 | 4 | | | | | | | | | |
| | Totals | | 22-47 | 4-9 | 22-32 | 11 | 26 | 37 | 19 | 70 | 10 | 15 | 2 | 8 | 200 | | |

| | | | |
|----------------------------|-----------------------|-------------------|-------------------|
| FG % 1st Half: 11-25 44.0% | 2nd half: 11-22 50.0% | Game: 22-47 46.8% | Deadball Rebounds |
| 3FG % 1st Half: 3-7 42.9% | 2nd half: 1-2 50.0% | Game: 4-9 44.4% | 3 |
| FT % 1st Half: 12-20 60.0% | 2nd half: 10-12 83.3% | Game: 22-32 68.8% | |

Officials: Ed Hightower, Zelton Steed, Eugene Crawford
 Technical fouls: UK-Crawford, Joe. Indiana-None.
 Attendance: 17410
 D.J. White becomes the 41st player in IU history to score 1,000 points

| Score by periods | 1st | 2nd | Total |
|------------------|-----|-----|-------|
| UK | 25 | 26 | 51 |
| Indiana | 37 | 33 | 70 |

Points In Off 2nd Fast Bench
 UK 26 9 6 2 16
 INDIANA 24 14 13 4 11
 Last FG - UK 2nd-01.00, INDIANA 2nd-02.54.
 Largest lead - UK None, INDIANA by 23 2nd-12:03.
 Score tied - 1 time.
 Lead changed - 0 times.

Official Basketball Box Score -- GAME TOTALS -- FINAL STATISTICS
Western Carolina vs Indiana
 12/15/07 8:06 at Assembly Hall, Bloomington, Ind.

Western Carolina 52 • 3-6

| # | Player | Total | | | 3-Ptr | | | Rebounds | | | PF | TP | A | TO | Blk | Stl | Min |
|----|-------------------|--------|--------|--------|--------|--------|--------|----------|-----|-----|----|----|---|----|-----|-----|-----|
| | | FG-FGA | FG-FGA | FT-FTA | FG-FGA | FG-FGA | FT-FTA | Off | Def | Tot | | | | | | | |
| 04 | GORE, Arnold | f | 7-13 | 1-2 | 1-4 | 0 | 0 | 0 | 3 | 16 | 0 | 4 | 0 | 1 | 28 | | |
| 34 | GALLAGHER, Blake | f | 1-4 | 0-0 | 0-0 | 1 | 5 | 6 | 2 | 2 | 1 | 1 | 0 | 0 | 23 | | |
| 01 | GILES, Brandon | g | 0-5 | 0-1 | 0-2 | 1 | 1 | 2 | 1 | 0 | 2 | 2 | 1 | 0 | 23 | | |
| 03 | PORRINI, Michael | g | 6-15 | 2-6 | 6-6 | 4 | 3 | 7 | 3 | 20 | 2 | 5 | 0 | 1 | 29 | | |
| 23 | WILSON, Eric | g | 1-2 | 0-1 | 0-0 | 1 | 1 | 2 | 3 | 2 | 2 | 1 | 0 | 1 | 20 | | |
| 05 | MILLER, Camden | g | 1-4 | 1-4 | 0-0 | 0 | 1 | 1 | 2 | 3 | 0 | 0 | 0 | 0 | 17 | | |
| 13 | WAGINGER, Brigham | g | 1-6 | 0-2 | 1-2 | 0 | 0 | 0 | 3 | 3 | 3 | 2 | 0 | 0 | 24 | | |
| 21 | McKENNA, Negus | g | 0-2 | 0-1 | 0-0 | 0 | 0 | 0 | 1 | 0 | 0 | 0 | 0 | 0 | 3 | | |
| 32 | MAGOWAN, Tim | g | 0-0 | 0-0 | 0-0 | 0 | 0 | 0 | 0 | 0 | 0 | 0 | 0 | 0 | 1 | | |
| 42 | ROBINSON, Jake | g | 2-4 | 1-2 | 1-1 | 2 | 0 | 2 | 1 | 6 | 1 | 2 | 0 | 0 | 23 | | |
| 50 | GORDON, Richie | g | 0-0 | 0-0 | 0-0 | 0 | 0 | 0 | 5 | 0 | 0 | 3 | 0 | 0 | 9 | | |
| | Team | | | | | 2 | 2 | 4 | | | | | | | | | |
| | Totals | | 19-55 | 5-19 | 9-15 | 11 | 13 | 24 | 24 | 52 | 11 | 21 | 1 | 3 | 200 | | |

| | | | |
|---------------------------|-----------------------|-------------------|-------------------|
| FG % 1st Half: 9-27 33.3% | 2nd half: 10-28 35.7% | Game: 19-55 34.5% | Deadball Rebounds |
| 3FG % 1st Half: 3-9 33.3% | 2nd half: 2-10 20.0% | Game: 5-19 26.3% | 1, 2 |
| FT % 1st Half: 3-4 75.0% | 2nd half: 6-11 54.5% | Game: 9-15 60.0% | |

Indiana 100 • 9-1

| # | Player | Total | | | 3-Ptr | | | Rebounds | | | PF | TP | A | TO | Blk | Stl | Min |
|----|--------------------|--------|--------|--------|--------|--------|--------|----------|-----|-----|----|----|---|----|-----|-----|-----|
| | | FG-FGA | FG-FGA | FT-FTA | FG-FGA | FG-FGA | FT-FTA | Off | Def | Tot | | | | | | | |
| 03 | White, D.J. | f | 7-9 | 0-0 | 7-10 | 4 | 7 | 11 | 0 | 21 | 1 | 2 | 1 | 2 | 24 | | |
| 30 | White, Mike | f | 1-2 | 0-0 | 0-0 | 2 | 1 | 3 | 4 | 2 | 2 | 0 | 0 | 1 | 16 | | |
| 05 | Crawford, Jordan | g | 8-14 | 0-4 | 3-5 | 4 | 2 | 6 | 2 | 19 | 5 | 0 | 0 | 1 | 31 | | |
| 13 | Ellis, Jamarcus | g | 4-7 | 1-2 | 0-0 | 2 | 5 | 7 | 2 | 9 | 6 | 2 | 0 | 3 | 23 | | |
| 23 | Gordon, Eric | g | 8-13 | 6-11 | 4-6 | 1 | 1 | 2 | 1 | 26 | 1 | 2 | 1 | 1 | 29 | | |
| 02 | Thomas, DeAndre | g | 4-6 | 0-0 | 0-0 | 0 | 0 | 0 | 3 | 8 | 0 | 0 | 1 | 0 | 19 | | |
| 04 | Finkelmeier, Brett | g | 0-0 | 0-0 | 2-2 | 0 | 0 | 0 | 2 | 0 | 0 | 0 | 0 | 0 | 3 | | |
| 22 | Stemler, Lance | g | 2-9 | 1-7 | 2-3 | 1 | 5 | 6 | 1 | 7 | 1 | 0 | 0 | 3 | 24 | | |
| 24 | McGee, Brandon | g | 2-6 | 0-4 | 1-2 | 4 | 3 | 7 | 3 | 5 | 0 | 3 | 0 | 1 | 17 | | |
| 34 | Ahlfeld, Adam | g | 0-0 | 0-0 | 0-0 | 0 | 0 | 0 | 0 | 0 | 0 | 0 | 0 | 0 | 2 | | |
| 44 | Taber, Kyle | g | 0-0 | 0-0 | 1-3 | 1 | 5 | 6 | 1 | 1 | 0 | 0 | 1 | 0 | 12 | | |
| | Team | | | | | 2 | 0 | 2 | | | | | | | | | |
| | Totals | | 36-66 | 8-28 | 20-31 | 21 | 29 | 50 | 17 | 100 | 16 | 10 | 4 | 12 | 200 | | |

| | | | |
|----------------------------|-----------------------|-------------------|-------------------|
| FG % 1st Half: 18-30 60.0% | 2nd half: 18-36 50.0% | Game: 36-66 54.5% | Deadball Rebounds |
| 3FG % 1st Half: 6-12 50.0% | 2nd half: 2-16 12.5% | Game: 8-28 28.6% | 5, 1 |
| FT % 1st Half: 10-15 66.7% | 2nd half: 10-16 62.5% | Game: 20-31 64.5% | |

Officials: Mike Sanzere, Sid Rodehefer, James Hicks
 Technical fouls: Western Carolina-None. Indiana-None.
 Attendance: 13143

| Score by periods | 1st | 2nd | Total |
|------------------|-----|-----|-------|
| Western Carolina | 24 | 28 | 52 |
| Indiana | 52 | 48 | 100 |

Points In Off 2nd Fast Bench
 WCU 26 8 7 6 12
 INDIANA 46 35 24 16 23

HOOSIERS EDGE ILLINOIS, 62-58

BLOOMINGTON, INDIANA.--Indiana went on a 15-4 run midway through the second half and Armon Bassett sank a pair of free throws with two seconds left as the 10th-ranked Hoosiers (14-1, 3-0) escaped with a 62-58 win over Illinois (8-9, 0-4) Sunday afternoon at Assembly Hall.

With Illinois trailing 60-58 with 33 seconds to play, Demetri McCamey pulled down the rebound off Bassett's missed jumper. After the Illini called a timeout with 25 seconds on the clock, McCamey's layup attempt was swatted away by A.J. Ratliff, but Illinois came up with the rebound and a chance to take the lead.

Brian Randle was off the mark with his three-point attempt at eight seconds, but Randle corralled his own rebound before Ratliff came up with a steal at three ticks on the clock. He dished off to Bassett who was immediately fouled and was perfect on his only trip to the charity stripe.

D.J. White recorded his fourth-straight double-double with 15 points and 10 rebounds. Eric Gordon led all scorers with 17 points, spurred by an 8-for-10 performance at the free throw line. Indiana shot just 38 percent (19-49) for the game, just the second time it has dipped below 40 percent for the season.

After missing the Michigan and most of the Iowa game due to injury, Bassett contributed 11 points in 18 minutes of action. He was 3 of 4 from the three-point, including a trey with 1:40 left in the game that gave the Hoosiers a 60-55 lead. All 11 of Bassett's points came in the second half.

The Illini opened up a 37-30 lead at the outset of the second half before Gordon drove in the lane at the 17:39 mark for just his second basket of the afternoon.

A three from A.J. Ratliff put IU back within one at 31-30 with just over a minute to go, but the Illini responded with their own three from McCamey for a 34-30 halftime advantage.

INDIANA WINS AT MINNESOTA, 65-60

MINNEAPOLIS, MINNESOTA.--D.J. White had 17 points and 10 rebounds and Lance Stemler hit a crucial 3-pointer to lift the ninth-ranked Hoosiers to a 65-60 victory over Minnesota on Thursday night.

Eric Gordon hit two free throws with 31 seconds left and Stemler added two more charity tosses as the Hoosiers came up huge to extend Indiana's winning streak to 11 games, their longest since a 13-game streak in 1992-93.

But Jordan Crawford scored 14 of his 16 points in the first half as Indiana matched its best start since 1996-97.

Dan Coleman had 15 points and seven rebounds for the feisty Gophers (12-4, 2-2), but they scored just 16 points off all those Hoosiers turnovers and missed 10 free throws.

The Gophers went on a 9-0 run, holding Indiana scoreless for nearly eight minutes, to take a 56-52 lead with 6:50 to go and led 60-58 on a reverse layup by Spencer Tollackson with 1:49 left.

But Stemler came back with a 3-pointer from the top of the key, and the Hoosiers closed it out at the free throw line to keep new Gophers coach Tubby Smith stuck on 399 career victories.

After air-balling his first shot of the game, Crawford hit his next four 3-pointers, including three during a 17-0 run that gave Indiana a 38-27 lead with 2:20 to play.

Many ranked Hoosiers squads have come into this building and lost. They were ranked 25th in a loss here in 2002, ninth in 2000, fourth in 1992 and 12th in 1990.

These ninth-ranked Hoosiers rode an overwhelming 42-26 advantage on the boards to their third conference road victory of the season.

Official Basketball Box Score -- GAME TOTALS -- FINAL STATISTICS
Illinois vs Indiana
 1/13/08 4:30 p.m. at Assembly Hall, Bloomington, Ind.

Illinois 58 • 8-9 (0-4)

| # | Player | Total | | | Rebounds | | | PF | TP | A | TO | Blk | Stl | Min |
|----|-------------------|--------|-------|--------|----------|-----|-----|----|----|----|----|-----|-----|-----|
| | | FG-FGA | 3-Ptr | FT-FTA | Off | Def | Tot | | | | | | | |
| 42 | Randle, Brian | f | 3-7 | 0-1 | 3-6 | 3 | 7 | 10 | 4 | 9 | 2 | 0 | 0 | 40 |
| 55 | Pruitt, Shaun | c | 5-8 | 0-0 | 4-6 | 2 | 6 | 8 | 3 | 14 | 0 | 3 | 0 | 24 |
| 01 | Meacham, Trent | g | 2-8 | 2-6 | 2-2 | 0 | 1 | 1 | 4 | 8 | 4 | 2 | 0 | 31 |
| 25 | Brock, Calvin | g | 3-6 | 0-1 | 2-2 | 2 | 1 | 3 | 4 | 8 | 4 | 3 | 0 | 23 |
| 32 | McCamey, Demetri | g | 2-10 | 2-6 | 0-0 | 0 | 3 | 3 | 0 | 6 | 5 | 0 | 0 | 38 |
| 13 | Jordan, Jeff | g | 0-0 | 0-0 | 1-2 | 0 | 0 | 0 | 1 | 0 | 0 | 0 | 0 | 1 |
| 22 | Holdren, Steve | g | 1-3 | 1-3 | 0-1 | 0 | 2 | 2 | 0 | 3 | 0 | 0 | 0 | 13 |
| 23 | Alexander, Rodney | g | 0-0 | 0-0 | 0-0 | 0 | 1 | 1 | 0 | 0 | 0 | 1 | 0 | 3 |
| 24 | Davis, Mike | g | 2-2 | 0-0 | 1-2 | 0 | 1 | 1 | 0 | 5 | 0 | 0 | 0 | 9 |
| 54 | Tisdale, Mike | g | 2-4 | 0-1 | 0-0 | 0 | 2 | 2 | 4 | 4 | 0 | 0 | 0 | 8 |
| | Team | | | | | 1 | 1 | 2 | | | | | | |
| | Totals | | 20-48 | 5-18 | 13-21 | 8 | 25 | 33 | 19 | 58 | 13 | 11 | 0 | 200 |

| | | | | | | | | | | |
|-----------------|-------|-------|-----------|------|-------|-------|-------|-------|-------------------|---|
| FG % 1st Half: | 13-27 | 48.1% | 2nd half: | 7-21 | 33.3% | Game: | 20-48 | 41.7% | Deadball Rebounds | 5 |
| 3FG % 1st Half: | 3-11 | 27.3% | 2nd half: | 2-7 | 28.6% | Game: | 5-18 | 27.8% | | |
| FT % 1st Half: | 5-6 | 83.3% | 2nd half: | 8-15 | 53.3% | Game: | 13-21 | 61.9% | | |

Indiana 62 • 14-1 (3-0)

| # | Player | Total | | | Rebounds | | | PF | TP | A | TO | Blk | Stl | Min | |
|----|------------------|--------|-------|--------|----------|-----|-----|----|----|----|----|-----|-----|-----|-----|
| | | FG-FGA | 3-Ptr | FT-FTA | Off | Def | Tot | | | | | | | | |
| 03 | White, D.J. | f | 5-9 | 0-0 | 5-6 | 2 | 8 | 10 | 4 | 15 | 0 | 2 | 2 | 1 | 35 |
| 30 | White, Mike | f | 2-3 | 0-0 | 0-3 | 3 | 3 | 6 | 2 | 4 | 1 | 1 | 0 | 0 | 19 |
| 05 | Crawford, Jordan | g | 2-8 | 0-3 | 0-0 | 2 | 2 | 4 | 1 | 4 | 1 | 1 | 0 | 0 | 23 |
| 13 | Ellis, Jamarcus | g | 1-6 | 0-1 | 2-2 | 1 | 3 | 4 | 4 | 4 | 1 | 3 | 1 | 0 | 29 |
| 23 | Gordon, Eric | g | 4-10 | 1-6 | 8-10 | 0 | 2 | 2 | 3 | 17 | 2 | 4 | 1 | 0 | 36 |
| 01 | Bassett, Armon | g | 3-5 | 3-4 | 2-2 | 0 | 0 | 0 | 1 | 11 | 1 | 1 | 0 | 0 | 18 |
| 02 | Thomas, DeAndre | g | 0-0 | 0-0 | 0-0 | 0 | 1 | 1 | 1 | 0 | 0 | 0 | 0 | 0 | 4 |
| 20 | Ratliff, A.J. | g | 2-7 | 2-6 | 1-2 | 0 | 3 | 3 | 2 | 7 | 0 | 0 | 1 | 1 | 24 |
| 22 | Stemler, Lance | g | 0-1 | 0-1 | 0-0 | 0 | 1 | 1 | 3 | 0 | 0 | 0 | 1 | 0 | 12 |
| | Team | | | | | 1 | 1 | 2 | | | | | | | |
| | Totals | | 19-49 | 6-21 | 18-25 | 9 | 24 | 33 | 21 | 62 | 6 | 12 | 6 | 2 | 200 |

| | | | | | | | | | | |
|-----------------|-------|-------|-----------|------|-------|-------|-------|-------|-------------------|---|
| FG % 1st Half: | 10-25 | 40.0% | 2nd half: | 9-24 | 37.5% | Game: | 19-49 | 38.8% | Deadball Rebounds | 2 |
| 3FG % 1st Half: | 1-7 | 14.3% | 2nd half: | 5-14 | 35.7% | Game: | 6-21 | 28.6% | | |
| FT % 1st Half: | 9-13 | 69.2% | 2nd half: | 9-12 | 75.0% | Game: | 18-25 | 72.0% | | |

Officials: Steve Welmer, Tom O'Neill, Jamie Luckie
 Technical fouls: Illinois-Pruitt, Shaun. Indiana-Thomas, DeAndre.
 Attendance: 17359

| Score by periods | 1st | 2nd | Total |
|------------------|-----|-----|-------|
| Illinois | 34 | 24 | 58 |
| Indiana | 30 | 32 | 62 |

| | In Points | Off Paint | 2nd T/O | Fast Chance | Break | Bench |
|---------|-----------|-----------|---------|-------------|-------|-------|
| ILL | 24 | 14 | 6 | 4 | 4 | 13 |
| INDIANA | 22 | 10 | 13 | 0 | 4 | 18 |

Last FG - ILL 2nd-01:22, INDIANA 2nd-01:40.
 Largest lead - ILL by 9 1st-15:52, INDIANA by 6 2nd-04:29.
 Score tied - 4 times.
 Lead changed - 7 times.

Official Basketball Box Score -- GAME TOTALS -- FINAL STATISTICS
Indiana vs Minnesota
 01/17/08 8:00 PM at Minneapolis, Minn. (Williams Arena)

Indiana 65 • 15-1, 4-0

| # | Player | Total | | | Rebounds | | | PF | TP | A | TO | Blk | Stl | Min | |
|----|------------------|--------|-------|--------|----------|-----|-----|----|----|----|----|-----|-----|-----|-----|
| | | FG-FGA | 3-Ptr | FT-FTA | Off | Def | Tot | | | | | | | | |
| 03 | White, D.J. | f | 7-12 | 0-0 | 3-4 | 1 | 9 | 10 | 4 | 17 | 2 | 3 | 2 | 0 | 30 |
| 30 | White, Mike | f | 0-0 | 0-0 | 0-0 | 1 | 4 | 5 | 3 | 0 | 1 | 3 | 1 | 1 | 18 |
| 01 | Bassett, Armon | g | 2-6 | 1-5 | 0-0 | 1 | 0 | 1 | 2 | 5 | 3 | 4 | 0 | 1 | 23 |
| 13 | Ellis, Jamarcus | g | 0-5 | 0-3 | 2-2 | 1 | 8 | 9 | 2 | 2 | 6 | 2 | 1 | 2 | 36 |
| 23 | Gordon, Eric | g | 3-8 | 2-6 | 4-5 | 1 | 3 | 4 | 3 | 12 | 3 | 7 | 0 | 0 | 29 |
| 02 | Thomas, DeAndre | g | 2-2 | 0-0 | 1-1 | 0 | 2 | 2 | 2 | 5 | 0 | 0 | 0 | 1 | 12 |
| 05 | Crawford, Jordan | g | 6-12 | 4-6 | 0-0 | 2 | 4 | 6 | 1 | 16 | 1 | 4 | 1 | 0 | 28 |
| 20 | Ratliff, A.J. | g | 0-0 | 0-0 | 0-0 | 0 | 0 | 0 | 0 | 1 | 0 | 0 | 0 | 0 | 4 |
| 22 | Stemler, Lance | g | 2-2 | 2-2 | 2-2 | 2 | 0 | 2 | 0 | 8 | 2 | 1 | 0 | 0 | 19 |
| 24 | McGee, Brandon | g | 0-0 | 0-0 | 0-0 | 0 | 0 | 0 | 0 | 0 | 0 | 0 | 0 | 0 | 1 |
| | Team | | | | | 2 | 1 | 3 | | | | | | | |
| | Totals | | 22-47 | 9-22 | 12-14 | 11 | 31 | 42 | 18 | 65 | 18 | 26 | 5 | 5 | 200 |

| | | | | | | | | | | |
|-----------------|-------|--------|-----------|------|-------|-------|-------|-------|-------------------|---|
| FG % 1st Half: | 15-27 | 55.6% | 2nd half: | 7-20 | 35.0% | Game: | 22-47 | 46.8% | Deadball Rebounds | 0 |
| 3FG % 1st Half: | 7-12 | 58.3% | 2nd half: | 2-10 | 20.0% | Game: | 9-22 | 40.9% | | |
| FT % 1st Half: | 3-3 | 100.0% | 2nd half: | 9-11 | 81.8% | Game: | 12-14 | 85.7% | | |

Minnesota 60 • 12-4, 2-2

| # | Player | Total | | | Rebounds | | | PF | TP | A | TO | Blk | Stl | Min | |
|----|---------------------|--------|-------|--------|----------|-----|-----|----|----|----|----|-----|-----|-----|-----|
| | | FG-FGA | 3-Ptr | FT-FTA | Off | Def | Tot | | | | | | | | |
| 13 | Coleman, Dan | f | 7-14 | 0-1 | 1-1 | 2 | 5 | 7 | 4 | 15 | 1 | 0 | 0 | 2 | 30 |
| 33 | Abu-Shamala, Jamal | f | 0-1 | 0-1 | 0-0 | 0 | 0 | 0 | 0 | 0 | 0 | 0 | 0 | 0 | 10 |
| 50 | Tollackson, Spencer | c | 6-10 | 0-0 | 0-7 | 3 | 1 | 4 | 3 | 12 | 0 | 1 | 0 | 1 | 27 |
| 01 | McKenzie, Lawrence | g | 3-10 | 0-5 | 5-6 | 0 | 2 | 2 | 2 | 11 | 2 | 4 | 0 | 0 | 27 |
| 20 | Westbrook, Lawrence | g | 1-7 | 1-3 | 2-2 | 0 | 3 | 3 | 2 | 5 | 3 | 1 | 0 | 0 | 24 |
| 00 | Nolen, Al | g | 1-4 | 0-2 | 0-0 | 1 | 0 | 1 | 2 | 2 | 2 | 5 | 2 | 0 | 22 |
| 03 | Nolen, Kevin | g | 0-0 | 0-0 | 0-1 | 0 | 1 | 1 | 0 | 0 | 1 | 1 | 0 | 0 | 6 |
| 04 | Busch, Travis | g | 0-0 | 0-0 | 0-0 | 0 | 0 | 0 | 0 | 0 | 1 | 0 | 0 | 0 | 2 |
| 11 | Williams, Jonathan | g | 0-2 | 0-0 | 0-0 | 0 | 1 | 1 | 1 | 0 | 0 | 0 | 0 | 0 | 8 |
| 24 | Hoffarber, Blake | g | 2-5 | 2-3 | 1-1 | 0 | 0 | 0 | 0 | 7 | 0 | 1 | 0 | 0 | 17 |
| 34 | Johnson, Damian | g | 3-5 | 0-2 | 2-3 | 1 | 1 | 2 | 1 | 8 | 3 | 0 | 3 | 5 | 27 |
| | Team | | | | | 3 | 2 | 5 | | | | | | | |
| | Totals | | 23-58 | 3-17 | 11-21 | 10 | 16 | 26 | 16 | 60 | 16 | 11 | 3 | 10 | 200 |

| | | | | | | | | | | |
|-----------------|-------|-------|-----------|-------|-------|-------|-------|-------|-------------------|---|
| FG % 1st Half: | 13-34 | 38.2% | 2nd half: | 10-24 | 41.7% | Game: | 23-58 | 39.7% | Deadball Rebounds | 4 |
| 3FG % 1st Half: | 3-10 | 30.0% | 2nd half: | 0-7 | 0.0% | Game: | 3-17 | 17.6% | | |
| FT % 1st Half: | 3-10 | 30.0% | 2nd half: | 8-11 | 72.7% | Game: | 11-21 | 52.4% | | |

Officials: Mike Roberts, Steve Olson, Jaime Luckie
 Technical fouls: Indiana-None. Minnesota-None.
 Attendance: 14625
 Sellout

| Score by periods | 1st | 2nd | Total |
|------------------|-----|-----|-------|
| Indiana | 40 | 25 | 65 |
| Minnesota | 32 | 28 | 60 |

| | In Points | Off Paint | 2nd T/O | Fast Chance | Break | Bench |
|------|-----------|-----------|---------|-------------|-------|-------|
| IND | 0 | 10 | 12 | 0 | 4 | 29 |
| MINN | 0 | 20 | 12 | 0 | 17 | 19 |

Last FG - IND 2nd-01:28, MINN 2nd-01:49.
 Score tied - 4 times.

UConn TOPS HOOSIERS, 68-63

BLOOMINGTON, INDIANA.--All five starters scored in double figures for Connecticut and the Huskies used their size advantage to outrebound the Hoosiers and control the paint in a 68-63 win over #7/8 Indiana Saturday in Assembly Hall.

The loss, Indiana's first since Nov. 24, ended the Hoosiers' 13-game winning streak and their 29-game home winning streak, the fourth longest in the nation.

UConn outrebounded Indiana, 44-28, and outscored them in the paint 34-16.

The Hoosiers (17-2) looked like they were ready to roll when freshman Eric Gordon, junior Jamarcus Ellis and sophomore Armon Bassett drilled three-pointers to give them a 9-0 lead with 16:57 to go in the half. But the Huskies (14-5), who have now won three games in a row, remained patient and clamped down on defense. Junior A.J. Price, who had 14 points and six assists, drilled a three-pointer to give UConn its first lead at 17-16 with 7:55 to go in the half.

While the Hoosiers were connecting from the outside, inside the presence of sophomores Hasheem Thabeet (12 points, 2 blocks), Stanley Robinson (11 points, 11 rebounds) and freshman Jeff Adrien (11 points, 11 rebounds) altered several IU attempts and the Hoosiers were never able to establish an inside game.

After Gordon tied the game with a free throw at 19-19, Price's jumper gave UConn the lead for good with 4:28 left in the half and the Huskies went into the locker room with a 29-24 advantage. In the second half, Bassett hit a three-pointer to cut the deficit to 31-27, but UConn would build a 40-31 advantage with 12:27 to go. Freshman Jordan Crawford, who scored all 10 of his points in the second half, hit two three-pointers around an Adrien layup to make it 42-37 with 10:16 left.

The Huskies would lead by as much as 11 points, but Indiana still had one more run in them and after a steal, Bassett, who nailed a career-high six three-pointers, knocked a triple to cut the deficit to 62-58 with 56 seconds left.

Official Basketball Box Score -- GAME TOTALS -- FINAL STATISTICS
Connecticut vs Indiana
 1/26/08 1:05 at Assembly Hall, Bloomington, Ind.

Connecticut 68 • 14-5

| # | Player | Total | | | Rebounds | | | PF | TP | A | TO | Blk | Stl | Min |
|----------------------------|----------------------|-----------------------|-------|-------------------|----------|---------------------|-----|----|----|----|----|-----|-----|-----|
| | | FG-FGA | 3-Ptr | FT-FTA | Off | Def | Tot | | | | | | | |
| 04 | ADRIEN, Jeff | f 4-9 | 0-0 | 3-5 | 0 | 11 | 11 | 2 | 11 | 1 | 3 | 0 | 0 | 35 |
| 21 | ROBINSON, Stanley | f 3-10 | 1-2 | 4-5 | 2 | 9 | 11 | 2 | 11 | 1 | 1 | 1 | 0 | 32 |
| 34 | THABEET, Hasheem | c 6-7 | 0-0 | 0-2 | 4 | 1 | 5 | 2 | 12 | 0 | 0 | 2 | 1 | 38 |
| 12 | PRICE, A.J. | g 5-14 | 2-2 | 2-2 | 4 | 4 | 8 | 0 | 14 | 6 | 7 | 0 | 1 | 36 |
| 24 | AUSTRIE, Craig | g 3-7 | 0-1 | 9-12 | 1 | 2 | 3 | 2 | 15 | 1 | 2 | 0 | 0 | 28 |
| 02 | BEVERLY, Donnell | 1-5 | 1-1 | 0-0 | 1 | 0 | 1 | 0 | 3 | 1 | 0 | 0 | 0 | 16 |
| 14 | KELLY, Curtis | 0-0 | 0-0 | 0-0 | 0 | 1 | 1 | 0 | 0 | 0 | 0 | 0 | 0 | 8 |
| 32 | MANDELDOVE, Jonathan | 0-0 | 0-0 | 0-0 | 0 | 0 | 0 | 2 | 0 | 0 | 1 | 0 | 0 | 3 |
| 33 | EDWARDS, Gavin | 1-1 | 0-0 | 0-0 | 0 | 1 | 1 | 1 | 2 | 0 | 0 | 0 | 0 | 4 |
| Team | | | | | 1 | 2 | 3 | | | | | | | |
| Totals | | 23-53 | 4-6 | 18-26 | 13 | 31 | 44 | 11 | 68 | 10 | 14 | 3 | 2 | 200 |
| FG % 1st Half: 12-27 44.4% | | 2nd half: 11-26 42.3% | | Game: 23-53 43.4% | | Deadball Rebounds 6 | | | | | | | | |
| 3FG % 1st Half: 3-4 75.0% | | 2nd half: 1-2 50.0% | | Game: 4-6 66.7% | | | | | | | | | | |
| FT % 1st Half: 2-5 40.0% | | 2nd half: 16-21 76.2% | | Game: 18-26 69.2% | | | | | | | | | | |

Indiana 63 • 17-2

| # | Player | Total | | | Rebounds | | | PF | TP | A | TO | Blk | Stl | Min |
|---------------------------|------------------|-----------------------|-------|-------------------|----------|-----|-----|----|----|----|----|-----|-----|-----|
| | | FG-FGA | 3-Ptr | FT-FTA | Off | Def | Tot | | | | | | | |
| 03 | White, D.J. | f 5-13 | 0-0 | 3-4 | 1 | 9 | 10 | 4 | 13 | 1 | 1 | 2 | 1 | 39 |
| 30 | White, Mike | f 0-1 | 0-0 | 0-0 | 3 | 0 | 3 | 1 | 0 | 0 | 1 | 0 | 0 | 15 |
| 01 | Bassett, Armon | g 6-10 | 6-8 | 0-0 | 0 | 2 | 2 | 2 | 18 | 3 | 0 | 0 | 2 | 36 |
| 13 | Ellis, Jamarcus | g 1-7 | 1-2 | 0-0 | 0 | 5 | 5 | 4 | 3 | 2 | 3 | 0 | 2 | 29 |
| 23 | Gordon, Eric | g 5-16 | 1-5 | 3-4 | 3 | 0 | 3 | 4 | 14 | 4 | 4 | 0 | 2 | 36 |
| 02 | Thomas, DeAndre | 0-4 | 0-0 | 0-0 | 0 | 0 | 0 | 0 | 0 | 0 | 0 | 0 | 0 | 5 |
| 05 | Crawford, Jordan | 4-8 | 2-4 | 0-0 | 0 | 0 | 0 | 4 | 10 | 3 | 0 | 0 | 0 | 21 |
| 20 | Ratliff, A.J. | 0-0 | 0-0 | 0-0 | 0 | 2 | 2 | 1 | 0 | 0 | 0 | 0 | 0 | 5 |
| 22 | Stemler, Lance | 2-3 | 1-1 | 0-0 | 1 | 0 | 1 | 1 | 5 | 0 | 0 | 0 | 1 | 14 |
| Team | | | | | 1 | 1 | 2 | | | | | | | |
| Totals | | 23-62 | 11-20 | 6-8 | 9 | 19 | 28 | 21 | 63 | 13 | 9 | 2 | 8 | 200 |
| FG % 1st Half: 8-29 27.6% | | 2nd half: 15-33 45.5% | | Game: 23-62 37.1% | | | | | | | | | | |
| 3FG % 1st Half: 4-7 57.1% | | 2nd half: 7-13 53.8% | | Game: 11-20 55.0% | | | | | | | | | | |
| FT % 1st Half: 4-6 66.7% | | 2nd half: 2-2 100.0% | | Game: 6-8 75.0% | | | | | | | | | | |

Officials: Jim Burr, Reggie Greenwood, J.D. Collins
 Technical fouls: Connecticut-None. Indiana-None.
 Attendance: 17392

| Score by periods | 1st | 2nd | Total |
|------------------|-----|-----|-------|
| Connecticut | 29 | 39 | 68 |
| Indiana | 24 | 39 | 63 |

| | In | Off | 2nd | Fast | Bench |
|--------|-------|-----|--------|-------|-------|
| Points | Paint | T/O | Chance | Break | |
| UCONN | 34 | 10 | 13 | 4 | 5 |
| IND | 16 | 21 | 7 | 4 | 15 |

Last FG - UCONN 2nd-04:23, IND 2nd-00:02.
 Largest lead - UCONN by 11 2nd-07:35, IND by 9 1st-16:57.

Score tied - 1 time.
 Lead changed - 1 time.

2007-08 STATISTICS

2007-2008
 Indiana Combined Team Statistics (as of Jan 26, 2008)
 All games

| | | | | |
|----------------------------|----------------|---------------|--------------|----------------|
| RECORD: | OVERALL | HOME | AWAY | NEUTRAL |
| ALL GAMES..... | (17-2) | (12-1) | (4-0) | (1-1) |
| CONFERENCE..... | (6-0) | (3-0) | (3-0) | (0-0) |
| NON-CONFERENCE..... | (11-2) | (9-1) | (1-0) | (1-1) |

| ## Player | GP-GS | Min--Avg | ---TOTAL--- | | ---3-PTS--- | | FT-FTA | Pct | ----REBOUNDS---- | | | | PF | FO | A | TO | Blk | Stl | Pts | Avg |
|------------------------|-------|----------|-------------|------|-------------|------|---------|-------|------------------|-----|-----|------|-----|----|-----|-----|-----|-----|------|------|
| | | | FG-FGA | Pct | 3FG-FGA | Pct | | | Off | Def | Tot | Avg | | | | | | | | |
| 23 Gordon, Eric..... | 18-18 | 591 32.8 | 111-231 | .481 | 46-114 | .404 | 122-144 | .847 | 8 | 49 | 57 | 3.2 | 42 | 0 | 44 | 63 | 13 | 25 | 390 | 21.7 |
| 03 White, D.J..... | 19-19 | 591 31.1 | 120-195 | .615 | 0-2 | .000 | 80-113 | .708 | 48 | 146 | 194 | 10.2 | 48 | 0 | 16 | 40 | 34 | 13 | 320 | 16.8 |
| 05 Crawford, Jordan... | 16-6 | 415 25.9 | 70-150 | .467 | 16-44 | .364 | 28-42 | .667 | 20 | 33 | 53 | 3.3 | 27 | 0 | 38 | 35 | 2 | 17 | 184 | 11.5 |
| 01 Bassett, Armon.... | 15-13 | 416 27.7 | 53-106 | .500 | 37-67 | .552 | 19-23 | .826 | 3 | 21 | 24 | 1.6 | 18 | 0 | 46 | 25 | 0 | 14 | 162 | 10.8 |
| 13 Ellis, Jamarcus.... | 19-18 | 604 31.8 | 51-121 | .421 | 8-34 | .235 | 39-53 | .736 | 29 | 109 | 138 | 7.3 | 51 | 2 | 86 | 55 | 17 | 29 | 149 | 7.8 |
| 22 Stemler, Lance.... | 19-6 | 421 22.2 | 34-77 | .442 | 19-49 | .388 | 13-17 | .765 | 23 | 40 | 63 | 3.3 | 48 | 1 | 15 | 6 | 3 | 21 | 100 | 5.3 |
| 02 Thomas, DeAndre.... | 19-5 | 228 12.0 | 39-78 | .500 | 0-0 | .000 | 11-21 | .524 | 16 | 22 | 38 | 2.0 | 46 | 1 | 9 | 19 | 2 | 8 | 89 | 4.7 |
| 30 White, Mike..... | 14-10 | 256 18.3 | 16-41 | .390 | 0-0 | .000 | 16-24 | .667 | 27 | 25 | 52 | 3.7 | 34 | 0 | 8 | 14 | 2 | 10 | 48 | 3.4 |
| 24 McGee, Brandon.... | 13-0 | 90 6.9 | 9-23 | .391 | 2-13 | .154 | 3-4 | .750 | 6 | 11 | 17 | 1.3 | 8 | 0 | 1 | 10 | 2 | 5 | 23 | 1.8 |
| 20 Ratliff, A.J..... | 7-0 | 79 11.3 | 4-20 | .200 | 3-17 | .176 | 1-2 | .500 | 1 | 10 | 11 | 1.6 | 18 | 2 | 6 | 2 | 1 | 2 | 12 | 1.7 |
| 32 Holman, Eli..... | 6-0 | 45 7.5 | 2-8 | .250 | 0-0 | .000 | 2-4 | .500 | 5 | 5 | 10 | 1.7 | 7 | 0 | 1 | 3 | 3 | 1 | 6 | 1.0 |
| 44 Taber, Kyle..... | 9-0 | 40 4.4 | 2-3 | .667 | 0-0 | .000 | 1-3 | .333 | 7 | 9 | 16 | 1.8 | 3 | 0 | 1 | 1 | 1 | 1 | 5 | 0.6 |
| 04 Finkelmeier, Brett. | 5-0 | 10 2.0 | 0-0 | .000 | 0-0 | .000 | 2-2 | 1.000 | 0 | 0 | 0 | 0.0 | 2 | 0 | 0 | 1 | 0 | 0 | 2 | 0.4 |
| 34 Ahlfeld, Adam..... | 8-0 | 14 1.8 | 0-0 | .000 | 0-0 | .000 | 3-4 | .750 | 1 | 2 | 3 | 0.4 | 1 | 0 | 0 | 0 | 0 | 0 | 3 | 0.4 |
| TEAM..... | | | | | | | | | 24 | 37 | 61 | 3.2 | 0 | | 3 | | | | | |
| Total..... | 19 | 3800 | 511-1053 | .485 | 131-340 | .385 | 340-456 | .746 | 218 | 519 | 737 | 38.8 | 353 | 6 | 271 | 277 | 80 | 146 | 1493 | 78.6 |
| Opponents..... | 19 | 3800 | 425-1070 | .397 | 114-347 | .329 | 216-348 | .621 | 200 | 387 | 587 | 30.9 | 387 | - | 236 | 293 | 50 | 120 | 1180 | 62.1 |

| TEAM STATISTICS | IND | OPP | DATE | OPPONENT | W/L | SCORE | ATTEND |
|-------------------------|----------|----------|-----------|----------------------|-----|--------|--------|
| SCORING..... | 1493 | 1180 | 11/12/07 | CHATTANOOGA | W | 99-79 | 17179 |
| Points per game..... | 78.6 | 62.1 | 11/18/07 | LONGWOOD | W | 100-49 | 17275 |
| Scoring margin..... | +16.5 | - | 11/20/07 | UNC WILMINGTON | W | 95-71 | 17284 |
| FIELD GOALS-ATT..... | 511-1053 | 425-1070 | 11/23/07 | vs Illinois State | W | 70-57 | 4500 |
| Field goal pct..... | .485 | .397 | 11/24/07 | vs Xavier | L | 65-80 | 4900 |
| 3 POINT FG-ATT..... | 131-340 | 114-347 | 11/27/07 | GEORGIA TECH | W | 83-79 | 17230 |
| 3-point FG pct..... | .385 | .329 | 12/1/07 | at Southern Illinois | W | 64-51 | 9345 |
| 3-pt FG made per game.. | 6.9 | 6.0 | 12/3/07 | TENNESSEE STATE | W | 84-72 | 17171 |
| FREE THROWS-ATT..... | 340-456 | 216-348 | 12/08/07 | KENTUCKY | W | 70-51 | 17410 |
| Free throw pct..... | .746 | .621 | 12/15/07 | WESTERN CAROLINA | W | 100-52 | 13143 |
| REBOUNDS..... | 737 | 587 | 12/22/07 | COPPIN STATE | W | 73-46 | 14366 |
| Rebounds per game..... | 38.8 | 30.9 | 12/29/07 | CHICAGO STATE | W | 97-59 | 16016 |
| Rebounding margin..... | +7.9 | - | *1/02/08 | at Iowa Hawkeyes | W | 79-76 | 9890 |
| ASSISTS..... | 271 | 236 | *1/08/08 | at Michigan | W | 78-64 | 9157 |
| Assists per game..... | 14.3 | 12.4 | *1/13/08 | ILLINOIS | W | 62-58 | 17359 |
| TURNOVERS..... | 277 | 293 | *01/17/08 | at Minnesota | W | 65-60 | 14625 |
| Turnovers per game.... | 14.6 | 15.4 | *1/20/08 | PENN STATE | W | 81-65 | 17357 |
| Turnover margin..... | +0.8 | - | *1/23/08 | IOWA HAWKEYES | W | 65-43 | 17269 |
| Assist/turnover ratio.. | 1.0 | 0.8 | 1/26/08 | CONNECTICUT | L | 63-68 | 17392 |
| STEALS..... | 146 | 120 | | | | | |
| Steals per game..... | 7.7 | 6.3 | | | | | |
| BLOCKS..... | 80 | 50 | | | | | |
| Blocks per game..... | 4.2 | 2.6 | | | | | |
| WINNING STREAK..... | 0 | - | | | | | |
| Home win streak..... | 0 | - | | | | | |
| ATTENDANCE..... | 216451 | 52417 | | | | | |
| Home games-Avg/Game.... | 13-16650 | 4-10754 | | | | | |
| Neutral site-Avg/Game.. | - | 2-4700 | | | | | |

| SCORE BY PERIODS: | 1st | 2nd | Total |
|-------------------|-----|-----|--------|
| Indiana..... | 743 | 750 | - 1493 |
| Opponents..... | 591 | 589 | - 1180 |

2007-08 BIG TEN STATISTICS

2007-2008

Indiana Combined Team Statistics (as of Jan 23, 2008)
Conference games

| | | | | |
|----------------------------|----------------|--------------|--------------|----------------|
| RECORD: | OVERALL | HOME | AWAY | NEUTRAL |
| ALL GAMES..... | (6-0) | (3-0) | (3-0) | (0-0) |
| CONFERENCE..... | (6-0) | (3-0) | (3-0) | (0-0) |
| NON-CONFERENCE..... | (0-0) | (0-0) | (0-0) | (0-0) |

| ## Player | GP-GS | Min--Avg | ---TOTAL--- | | ---3-PTS--- | | FT-FTA | Pct | ----REBOUNDS---- | | | | PF | FO | A | TO | Blk | Stl | Pts | Avg |
|------------------------|-------|----------|-------------|------|-------------|------|--------|-------|------------------|-----|-----|------|-----|----|----|----|-----|-----|-----|------|
| | | | FG-FGA | Pct | 3FG-FGA | Pct | | | Off | Def | Tot | Avg | | | | | | | | |
| 23 Gordon, Eric..... | 6-6 | 201 33.5 | 38-74 | .514 | 14-38 | .368 | 29-36 | .806 | 2 | 16 | 18 | 3.0 | 14 | 0 | 14 | 23 | 4 | 5 | 119 | 19.8 |
| 03 White, D.J..... | 6-6 | 202 33.7 | 41-71 | .577 | 0-1 | .000 | 28-39 | .718 | 15 | 53 | 68 | 11.3 | 17 | 0 | 5 | 11 | 7 | 2 | 110 | 18.3 |
| 13 Ellis, Jamarcus.... | 6-6 | 198 33.0 | 17-39 | .436 | 1-10 | .100 | 17-21 | .810 | 8 | 28 | 36 | 6.0 | 17 | 0 | 32 | 14 | 4 | 14 | 52 | 8.7 |
| 01 Bassett, Armon.... | 5-3 | 108 21.6 | 14-23 | .609 | 11-17 | .647 | 2-2 | 1.000 | 1 | 3 | 4 | 0.8 | 6 | 0 | 10 | 7 | 0 | 5 | 41 | 8.2 |
| 05 Crawford, Jordan... | 6-3 | 147 24.5 | 19-49 | .388 | 7-18 | .389 | 3-6 | .500 | 7 | 16 | 23 | 3.8 | 7 | 0 | 10 | 20 | 2 | 3 | 48 | 8.0 |
| 22 Stemler, Lance.... | 6-0 | 124 20.7 | 6-11 | .545 | 5-10 | .500 | 4-6 | .667 | 9 | 10 | 19 | 3.2 | 16 | 0 | 4 | 1 | 1 | 2 | 21 | 3.5 |
| 02 Thomas, DeAndre.... | 6-1 | 52 8.7 | 6-11 | .545 | 0-0 | .000 | 3-6 | .500 | 1 | 8 | 9 | 1.5 | 13 | 0 | 2 | 4 | 0 | 2 | 15 | 2.5 |
| 20 Ratliff, A.J..... | 6-0 | 74 12.3 | 4-20 | .200 | 3-17 | .176 | 1-2 | .500 | 1 | 8 | 9 | 1.5 | 17 | 2 | 6 | 2 | 1 | 2 | 12 | 2.0 |
| 24 McGee, Brandon.... | 3-0 | 4 1.3 | 2-3 | .667 | 0-0 | .000 | 0-0 | .000 | 0 | 0 | 0 | 0.0 | 0 | 0 | 0 | 1 | 0 | 0 | 4 | 1.3 |
| 30 White, Mike..... | 6-5 | 86 14.3 | 4-12 | .333 | 0-0 | .000 | 0-3 | .000 | 6 | 13 | 19 | 3.2 | 11 | 0 | 3 | 6 | 1 | 4 | 8 | 1.3 |
| 44 Taber, Kyle..... | 1-0 | 1 1.0 | 0-0 | .000 | 0-0 | .000 | 0-0 | .000 | 0 | 1 | 1 | 1.0 | 0 | 0 | 0 | 0 | 0 | 0 | 0 | 0.0 |
| 34 Ahlfeld, Adam..... | 2-0 | 2 1.0 | 0-0 | .000 | 0-0 | .000 | 0-0 | .000 | 0 | 0 | 0 | 0.0 | 0 | 0 | 0 | 0 | 0 | 0 | 0 | 0.0 |
| 04 Finkelmeier, Brett. | 1-0 | 1 1.0 | 0-0 | .000 | 0-0 | .000 | 0-0 | .000 | 0 | 0 | 0 | 0.0 | 0 | 0 | 0 | 0 | 0 | 0 | 0 | 0.0 |
| TEAM..... | | | | | | | | | 6 | 9 | 15 | 2.5 | 0 | | | 2 | | | | |
| Total..... | 6 | 1200 | 151-313 | .482 | 41-111 | .369 | 87-121 | .719 | 56 | 165 | 221 | 36.8 | 118 | 2 | 86 | 91 | 20 | 39 | 430 | 71.7 |
| Opponents..... | 6 | 1200 | 126-322 | .391 | 40-123 | .325 | 74-121 | .612 | 54 | 129 | 183 | 30.5 | 108 | - | 82 | 78 | 16 | 35 | 366 | 61.0 |

| TEAM STATISTICS | IND | OPP | DATE | OPPONENT | W/L | SCORE | ATTEND |
|-------------------------|---------|---------|-----------|------------------|-----|-------|--------|
| SCORING..... | 430 | 366 | *1/02/08 | at Iowa Hawkeyes | W | 79-76 | 9890 |
| Points per game..... | 71.7 | 61.0 | *1/08/08 | at Michigan | W | 78-64 | 9157 |
| Scoring margin..... | +10.7 | - | *1/13/08 | ILLINOIS | W | 62-58 | 17359 |
| FIELD GOALS-ATT..... | 151-313 | 126-322 | *01/17/08 | at Minnesota | W | 65-60 | 14625 |
| Field goal pct..... | .482 | .391 | *1/20/08 | PENN STATE | W | 81-65 | 17357 |
| 3 POINT FG-ATT..... | 41-111 | 40-123 | *1/23/08 | IOWA HAWKEYES | W | 65-43 | 17269 |
| 3-point FG pct..... | .369 | .325 | | | | | |
| 3-pt FG made per game.. | 6.8 | 6.7 | | | | | |
| FREE THROWS-ATT..... | 87-121 | 74-121 | | | | | |
| Free throw pct..... | .719 | .612 | | | | | |
| REBOUNDS..... | 221 | 183 | | | | | |
| Rebounds per game..... | 36.8 | 30.5 | | | | | |
| Rebounding margin..... | +6.3 | - | | | | | |
| ASSISTS..... | 86 | 82 | | | | | |
| Assists per game..... | 14.3 | 13.7 | | | | | |
| TURNOVERS..... | 91 | 78 | | | | | |
| Turnovers per game.... | 15.2 | 13.0 | | | | | |
| Turnover margin..... | -2.2 | - | | | | | |
| Assist/turnover ratio.. | 0.9 | 1.1 | | | | | |
| STEALS..... | 39 | 35 | | | | | |
| Steals per game..... | 6.5 | 5.8 | | | | | |
| BLOCKS..... | 20 | 16 | | | | | |
| Blocks per game..... | 3.3 | 2.7 | | | | | |
| WINNING STREAK..... | 6 | - | | | | | |
| Home win streak..... | 3 | - | | | | | |
| ATTENDANCE..... | 51985 | 33672 | | | | | |
| Home games-Avg/Game.... | 3-17328 | 3-11224 | | | | | |
| Neutral site-Avg/Game.. | - | 0-0 | | | | | |

| SCORE BY PERIODS: | 1st | 2nd | Total |
|-------------------|-------|-------|-------|
| ----- | ----- | ----- | ----- |
| Indiana..... | 215 | 215 | - 430 |
| Opponents..... | 191 | 175 | - 366 |

TEAM STATISTICS

| Opponent | Date | Score | W/L | ---TOTAL--- | | --3-PTRS-- | | FT-FTA | | ---REBOUNDS--- | | | | PF | A | TO | Blk | Stl | Pts---Avg | |
|----------------------|----------|--------|-----|-------------|------|------------|------|---------|------|----------------|-----|-----|------|-----|-----|-----|-----|-----|-----------|------|
| | | | | FG-FGA | Pct | 3FG-FGA | Pct | Pct | Off | Def | Tot | Avg | | | | | | | | |
| CHATTANOOGA | 11/12/07 | 99-79 | W | 31-56 | .554 | 14-25 | .560 | 23-31 | .742 | 5 | 27 | 32 | 32.0 | 18 | 20 | 13 | 4 | 7 | 99 | 99.0 |
| LONGWOOD | 11/18/07 | 100-49 | W | 38-65 | .585 | 11-18 | .611 | 13-19 | .684 | 9 | 37 | 46 | 39.0 | 18 | 22 | 12 | 2 | 11 | 100 | 99.5 |
| UNC WILMINGTON | 11/20/07 | 95-71 | W | 32-53 | .604 | 7-16 | .438 | 24-28 | .857 | 4 | 21 | 25 | 34.3 | 16 | 14 | 16 | 1 | 10 | 95 | 98.0 |
| vs Illinois State | 11/23/07 | 70-57 | W | 26-58 | .448 | 3-9 | .333 | 15-24 | .625 | 18 | 30 | 48 | 37.8 | 22 | 14 | 16 | 6 | 6 | 70 | 91.0 |
| vs Xavier | 11/24/07 | 65-80 | L | 25-65 | .385 | 1-15 | .067 | 14-16 | .875 | 17 | 25 | 42 | 38.6 | 25 | 14 | 12 | 3 | 5 | 65 | 85.8 |
| GEORGIA TECH | 11/27/07 | 83-79 | W | 24-49 | .490 | 7-18 | .389 | 28-38 | .737 | 11 | 26 | 37 | 38.3 | 20 | 10 | 17 | 4 | 7 | 83 | 85.3 |
| at Southern Illinois | 12/1/07 | 64-51 | W | 22-46 | .478 | 8-21 | .381 | 12-14 | .857 | 8 | 30 | 38 | 38.3 | 17 | 9 | 16 | 9 | 4 | 64 | 82.3 |
| TENNESSEE STATE | 12/3/07 | 84-72 | W | 26-55 | .473 | 4-16 | .250 | 28-36 | .778 | 16 | 25 | 41 | 38.6 | 17 | 14 | 19 | 6 | 9 | 84 | 82.5 |
| KENTUCKY | 12/08/07 | 70-51 | W | 22-47 | .468 | 4-9 | .444 | 22-32 | .688 | 11 | 26 | 37 | 38.4 | 19 | 10 | 15 | 2 | 8 | 70 | 81.1 |
| WESTERN CAROLINA | 12/15/07 | 100-52 | W | 36-66 | .545 | 8-28 | .286 | 20-31 | .645 | 21 | 29 | 50 | 39.6 | 17 | 16 | 10 | 4 | 12 | 100 | 83.0 |
| COPPIN STATE | 12/22/07 | 73-46 | W | 21-46 | .457 | 4-16 | .250 | 27-35 | .771 | 14 | 22 | 36 | 39.3 | 15 | 12 | 14 | 6 | 9 | 73 | 82.1 |
| CHICAGO STATE | 12/29/07 | 97-59 | W | 34-72 | .472 | 8-18 | .444 | 21-23 | .913 | 19 | 37 | 56 | 40.7 | 10 | 17 | 17 | 11 | 11 | 97 | 83.3 |
| at Iowa Hawkeyes | 1/02/08 | 79-76 | W | 26-53 | .491 | 4-13 | .308 | 23-32 | .719 | 7 | 29 | 36 | 40.3 | 23 | 13 | 11 | 2 | 9 | 79 | 83.0 |
| at Michigan | 1/08/08 | 78-64 | W | 30-66 | .455 | 8-18 | .444 | 10-15 | .667 | 18 | 33 | 51 | 41.1 | 24 | 18 | 18 | 2 | 7 | 78 | 82.6 |
| ILLINOIS | 1/13/08 | 62-58 | W | 19-49 | .388 | 6-21 | .286 | 18-25 | .720 | 9 | 24 | 33 | 40.5 | 21 | 6 | 12 | 6 | 2 | 62 | 81.3 |
| at Minnesota | 01/17/08 | 65-60 | W | 22-47 | .468 | 9-22 | .409 | 12-14 | .857 | 11 | 31 | 42 | 40.6 | 18 | 18 | 26 | 5 | 5 | 65 | 80.2 |
| PENN STATE | 1/20/08 | 81-65 | W | 29-51 | .569 | 11-23 | .478 | 12-17 | .706 | 6 | 23 | 29 | 39.9 | 15 | 18 | 10 | 2 | 6 | 81 | 80.3 |
| IOWA HAWKEYES | 1/23/08 | 65-43 | W | 25-47 | .532 | 3-14 | .214 | 12-18 | .667 | 5 | 25 | 30 | 39.4 | 17 | 13 | 14 | 3 | 10 | 65 | 79.4 |
| CONNECTICUT | 1/26/08 | 63-68 | L | 23-62 | .371 | 11-20 | .550 | 6-8 | .750 | 9 | 19 | 28 | 38.8 | 21 | 13 | 9 | 2 | 8 | 63 | 78.6 |
| Indiana | | 1493 | | 511-1053 | .485 | 131-340 | .385 | 340-456 | .746 | 218 | 519 | 737 | 38.8 | 353 | 271 | 277 | 80 | 146 | 1493 | 78.6 |
| Opponents | | 1180 | | 425-1070 | .397 | 114-347 | .329 | 216-348 | .621 | 200 | 387 | 587 | 30.9 | 387 | 236 | 293 | 50 | 120 | 1180 | 62.1 |

Games played: 19
 Points/game: 78.6
 FG Pct: 48.5
 3FG Pct: 38.5
 FT Pct: 74.6

Rebounds/game: 38.8
 Assists/game: 14.3
 Turnovers/game: 14.6
 Assist/turnover ratio: 1.0
 Steals/game: 7.7
 Blocks/game: 4.2

OPPONENT STATISTICS

| Opponent | Date | Score | W/L | ---TOTAL--- | | --3-PTRS-- | | FT-FTA | | ---REBOUNDS--- | | | | PF | A | TO | Blk | Stl | Pts---Avg | |
|----------------------|----------|--------|-----|-------------|------|------------|------|---------|------|----------------|-----|-----|------|-----|-----|-----|-----|-----|-----------|------|
| | | | | FG-FGA | Pct | 3FG-FGA | Pct | Pct | Off | Def | Tot | Avg | | | | | | | | |
| CHATTANOOGA | 11/12/07 | 99-79 | W | 31-67 | .463 | 9-30 | .300 | 8-16 | .500 | 12 | 22 | 34 | 34.0 | 22 | 15 | 16 | 3 | 9 | 79 | 79.0 |
| LONGWOOD | 11/18/07 | 100-49 | W | 16-62 | .258 | 5-21 | .238 | 12-18 | .667 | 12 | 21 | 33 | 33.5 | 18 | 11 | 16 | 0 | 4 | 49 | 64.0 |
| UNC WILMINGTON | 11/20/07 | 95-71 | W | 24-54 | .444 | 8-20 | .400 | 15-16 | .938 | 9 | 19 | 28 | 31.7 | 24 | 14 | 26 | 0 | 7 | 71 | 66.3 |
| vs Illinois State | 11/23/07 | 70-57 | W | 20-54 | .370 | 6-16 | .375 | 11-24 | .458 | 13 | 20 | 33 | 32.0 | 26 | 14 | 15 | 5 | 5 | 57 | 64.0 |
| vs Xavier | 11/24/07 | 65-80 | L | 28-61 | .459 | 4-12 | .333 | 20-30 | .667 | 16 | 25 | 41 | 33.8 | 17 | 16 | 11 | 4 | 6 | 80 | 67.2 |
| GEORGIA TECH | 11/27/07 | 83-79 | W | 31-66 | .470 | 6-16 | .375 | 11-20 | .550 | 15 | 17 | 32 | 33.5 | 24 | 17 | 13 | 3 | 7 | 79 | 69.2 |
| at Southern Illinois | 12/1/07 | 64-51 | W | 21-56 | .375 | 1-14 | .071 | 8-15 | .533 | 12 | 17 | 29 | 32.9 | 18 | 9 | 11 | 1 | 7 | 51 | 66.6 |
| TENNESSEE STATE | 12/3/07 | 84-72 | W | 27-56 | .482 | 8-18 | .444 | 10-14 | .714 | 6 | 18 | 24 | 31.8 | 29 | 14 | 18 | 7 | 16 | 72 | 67.2 |
| KENTUCKY | 12/08/07 | 70-51 | W | 19-49 | .388 | 4-16 | .250 | 9-16 | .563 | 9 | 20 | 29 | 31.4 | 25 | 9 | 19 | 2 | 4 | 51 | 65.4 |
| WESTERN CAROLINA | 12/15/07 | 100-52 | W | 19-55 | .345 | 5-19 | .263 | 9-15 | .600 | 11 | 13 | 24 | 30.7 | 24 | 11 | 21 | 1 | 3 | 52 | 64.1 |
| COPPIN STATE | 12/22/07 | 73-46 | W | 16-48 | .333 | 3-7 | .429 | 11-12 | .917 | 10 | 17 | 27 | 30.4 | 24 | 4 | 17 | 1 | 8 | 46 | 62.5 |
| CHICAGO STATE | 12/29/07 | 97-59 | W | 24-67 | .358 | 11-29 | .379 | 0-5 | .000 | 8 | 18 | 26 | 30.0 | 17 | 10 | 18 | 4 | 7 | 59 | 62.2 |
| at Iowa Hawkeyes | 1/02/08 | 79-76 | W | 25-58 | .431 | 11-27 | .407 | 15-25 | .600 | 10 | 26 | 36 | 30.5 | 23 | 21 | 13 | 6 | 2 | 76 | 63.2 |
| at Michigan | 1/08/08 | 78-64 | W | 19-60 | .317 | 8-28 | .286 | 18-26 | .692 | 11 | 22 | 33 | 30.6 | 16 | 17 | 11 | 5 | 9 | 64 | 63.3 |
| ILLINOIS | 1/13/08 | 62-58 | W | 20-48 | .417 | 5-18 | .278 | 13-21 | .619 | 8 | 25 | 33 | 30.8 | 19 | 13 | 11 | 0 | 2 | 58 | 62.9 |
| at Minnesota | 01/17/08 | 65-60 | W | 23-58 | .397 | 3-17 | .176 | 11-21 | .524 | 10 | 16 | 26 | 30.5 | 16 | 16 | 11 | 3 | 10 | 60 | 62.8 |
| PENN STATE | 1/20/08 | 81-65 | W | 24-54 | .444 | 8-16 | .500 | 9-14 | .643 | 8 | 19 | 27 | 30.3 | 17 | 9 | 12 | 1 | 7 | 65 | 62.9 |
| IOWA HAWKEYES | 1/23/08 | 65-43 | W | 15-44 | .341 | 5-17 | .294 | 8-14 | .571 | 7 | 21 | 28 | 30.2 | 17 | 6 | 20 | 1 | 5 | 43 | 61.8 |
| CONNECTICUT | 1/26/08 | 63-68 | L | 23-53 | .434 | 4-6 | .667 | 18-26 | .692 | 13 | 31 | 44 | 30.9 | 11 | 10 | 14 | 3 | 2 | 68 | 62.1 |
| Opponents | | 1180 | | 425-1070 | .397 | 114-347 | .329 | 216-348 | .621 | 200 | 387 | 587 | 30.9 | 387 | 236 | 293 | 50 | 120 | 1180 | 62.1 |
| Indiana | | 1493 | | 511-1053 | .485 | 131-340 | .385 | 340-456 | .746 | 218 | 519 | 737 | 38.8 | 353 | 271 | 277 | 80 | 146 | 1493 | 78.6 |

Games played: 19
 Points/game: 62.1
 FG Pct: 39.7
 3FG Pct: 32.9
 FT Pct: 62.1

Rebounds/game: 30.9
 Assists/game: 12.4
 Turnovers/game: 15.4
 Assist/turnover ratio: 0.8
 Steals/game: 6.3
 Blocks/game: 2.6

THE LAST TIME

Team

IU ranked in A.P. top 25: **7, Currently**
IU ranked in Coaches' top 25: **8, Currently**
 Played A.P. No. 1 team: 2/4/06, vs. Connecticut (L, 88-80)
 Defeated A.P. No. 1 team: 3/21/02, vs. Duke, 74-73
 Defeated team ranked 2-10 by A.P.: 1/31/07, Wisconsin (2), 71-66
 Defeated A.P. top 25 on the road: 1/13/02, at Iowa (13), 77-66

Indiana Individuals

Had a triple-double: Steve Downing 28 pts., 17 rebs., 10 blks.,
 vs. Michigan, 2/23/71
Had a double-double: **D.J. White 173pts., 10 rebounds, vs. UCONN, 1/26/08**
 Had 30-plus points and 10-plus rebounds: Rod Wilmont (31 pts., 12 reb.)
 at Northwestern, 2/28/07
Five players in double figures: **Eric Gordon (30), Armon Bassett (19),**
 **Jordan Crawford (15), D.J. White (12) and DeAndre Thomas (11)**
 **vs. UNC Wilmington, 11/20/07**
Six players in double figures: **Eric Gordon (21), Jordan Crawford (16),**
 **Armon Bassett (14), D.J. White (12),**
 **Lance Stemler (12) and DeAndre Thomas (10)**
 **vs. Longwood, 11/18/07**
Scored 30-39 points: **30, Eric Gordon vs. UNC Wilmington, 11/20/07**
Scored 40-49 points: **41, Alan Henderson at Michigan State, 3/9/94**

Two or more Hoosiers score 20-29 points in the same game:

..... **Eric Gordon (25) and D.J. White (22) vs. Penn State, 1/20/08**
 Perfect beyond 3-point line (5 att.): 6-6, Robert Vaden at Ball State, 12/31/05
Perfect at FT line (10 att.): **14-14, Eric Gordon vs. Chicago State, 12/29/07**
Had 20+ Rebounds: **22, D.J. White at Michigan, 1/8/08**
Had 15-19 Rebounds: **15, D.J. White at Iowa, 1/2/08**
Had 10 or more assists: **10, Jamarcus Ellis vs. Tennessee State, 12/3/07**
 Had 6 or more steals: 6, Earl Calloway vs. San Diego State, 3/18/06
 Had 5 or more blocked shots: 5, D.J. White vs. Purdue, 1/10/07

Team Field Goal Shooting

Shot 50 percent or better: **532, vs. Iowa, 1/23/08**
Shot 60 percent or better: **604, vs. UNC Wilmington, 11/20/07**
 Shot 70 percent or better: 702, vs. Wisconsin, 2/24/01
Made 30-39 field goals: **30, at Michigan, 1/8/08**
 Made 40-49 field goals: 45, vs. Buffalo, 12/10/99
 Made 50 or more field goals: 52, vs. South Dakota, 11/27/76
Attempted 60-69 field goals: **62, vs. UCONN, 1/26/08**
Attempted 70-79 field goals: **72, vs. Chicago State, 12/29/07**
 Attempted 80-89 field goals: 83, vs. Buffalo, 12/10/99
 Attempted 90 or more field goals: 92, vs. Iowa, 1/11/75

Team 3-Point Shooting

Shot 50 percent or better: **550 (11-20), vs. UCONN, 1/26/08**
Shot 60 percent or better: **611 (11-18), vs. Longwood, 11/18/07**
 Shot 70 percent or better: 714 (5-7), vs. Butler, 12/23/05
 Shot 80 percent or better: 889 (8-9), vs. San Francisco, 12/20/98
Made 10-14 3-point field goals: **11, vs. UCONN, 1/26/08**
 Made 15 or more 3-point field goals: 17, vs. Penn State, 3/3/07
Attempted 20-29 3-point field goals: **20, vs. UCONN, 1/26/08**
 Attempted 30-39 3-point field goals: 32, vs. Penn State, 3/3/07

Team Free Throw Shooting

Shot 80 percent or better: **857 (12-14), at Minnesota, 1/17/08**
Shot 90 percent or better: **913 (21-23), vs. Chicago State, 12/29/07**
 Shot 100 percent: 11-11, at Ohio State, 1/2/07
Made 20-29 free throws: **23, at Iowa, 1/2/08**
 Made 30-39 free throws: 32, vs. Penn State, 1/5/02
 Made 40 or more free throws: 43, vs. Ohio State, 1/4/87
 Attempted 10 or fewer free throws: **8, vs. UCONN, 1/26/08**
Attempted 30-39 free throws: **32, at Iowa, 1/2/08**
 Attempted 40-49 free throws: 44, vs. Ohio State, 2/19/00
 Attempted 50-59 free throws: 52, vs. Ohio State, 2/8/97
 Attempted 60 or more free throws: 60, vs. Michigan, 2/15/65

Team Scoring

Scored 80-89 points: **81, vs. Penn State, 1/20/08**
Scored 90-99 points: **97, vs. Chicago State, 12/29/07**
Scored 100-109 points: **100, vs. Western Carolina, 12/15/07**
 Scored 110 or more points: 110, vs. Iowa, 3/12/95

Team Rebounding

Had 40-49 rebounds: **42, at Minnesota, 1/17/08**
Had 50-59 rebounds: **51, at Michigan, 1/8/08**
 Had 60 or more rebounds: 66, vs. Illinois, 2/9/74

Team Assists

Had 20-29 assists: **22, vs. Longwood, 11/18/07**
 Had 30 or more assists: 31, at Alaska Anchorage, 11/21/01

Team Blocked Shots

Had 10 or more blocked shots: **11, vs. Chicago State, 12/29/07**

Team Steals

Had 10 or more steals: **10, vs. Iowa, 1/23/08**
 Had 15 or more steals: 15, vs. Michigan, 2/11/01

MISCELLANEOUS

Two IU players had a double-double in the same game:
12/3/07 - D.J. White (29 points, 13 rebounds), Jamarcus Ellis (10 points, 10 assists)
vs. Tennessee State

Three players scored 20 or more points in the same game:
 12/22/06 - Lance Stemler (21 pts.), Earl Calloway (21 pts.), Armon Bassett (20 pts.) vs. IUPUI

IU player had double digit assists in consecutive games:
 Jamal Meeks (12/1/90 – 12 assists and 12/4/90 – 11 assists)

IU player led the team in points, rebounds and assists in the same game:
 11/13/06 - Earl Calloway (22 points, five rebounds and nine assists vs. Lafayette)

IU player scored 30 points in consecutive games
 Eric Gordon, November 20 and 24 (30 points vs. UNC-Wilmington, 31 points vs. Illinois State)

IU player had 20 points and 20 rebounds in a game
D.J. White, 21-points, 22 rebounds at Michigan, 1/8/08

IU player scored 30 points or more in 4 straight games
 George McGinnis, Twice in 1971

IU player Made 10 consecutive 3-pointers
 12/23/05 - 1/3/06 Robert Vaden (12 straight over three-game stretch)

IU played OT: 3/9/07 vs. Illinois L, 58-54

IU played 20T: 1/15/05 at Purdue W, 75-73

IU played 30T: 2/16/87 at Wisconsin, W, 86-85

IU played 40T: Never

IU shot 60 percent from the floor in a half: **1/20/08 vs. Penn State**
 **(Second Half - .630 - 17-of-27)**

IU shot 70 percent from the floor in a half: 3/1/06 at Purdue
 (Second Half - .714 - 15-of-21)

IU shot less than 30 percent from the floor in a half: **1/26/08 vs. UCONN**
 **(First Half - .276 - 8-of-29)**

IU shot less than 40 percent from the floor in a half: **1/26/08 vs. UCONN**
 **(First Half - .276 - 8-of-29)**

IU failed to make at least one 3-pointer: 3/9/01 vs. Wisconsin, Big Ten Tourney

An opponent failed to make a free throw **12/29/07, Chicago State (0/5)**

IU had four players play at least 40 minutes in a single game:
 1/15/05 at Purdue, (Bracey Wright (48), D.J. White (46), Marshall Strickland (46), Robert Vaden (45) and A.J. Ratliff (40))

IU had five players play at least 40 minutes in a single game:
 1/15/05 at Purdue, (Bracey Wright (48), D.J. White (46), Marshall Strickland (46), Robert Vaden (45) and A.J. Ratliff (40))


Overcame a deficit with five minutes left:
 1/17/08 at Minnesota (Trailed 56-52 and won 65-60)

Overcame a halftime deficit in two consecutive games:
 3/4/06 at Michigan (trailing 30-27 and won 69-67) and 3/10/06 vs. Wisconsin (trailing 19-15 and won 61-56)

Overcame a halftime deficit in two consecutive Road games:
 3/1/06 at Purdue (trailing 27-25 and won 70-59) and 3/4/06 at Michigan (trailing 30-27 and won 69-67)

Overcame a halftime deficit in three consecutive games:
 3/1/06 at Purdue (trailing 27-25 and won 70-59), 3/4/06 at Michigan (trailing 30-27 and won 69-67) and 3/10/06 vs. Wisconsin (trailing 19-15 and won 61-56)

HEAD COACH KELVIN SAMPSON



Two-time National Coach of the Year Kelvin Sampson was named the 26th head coach in Indiana University history on March 29, 2006, and since that day he has worked tirelessly to reposition the Hoosiers among college basketball's elite programs. He has guided the Hoosiers to a 38-13 record (75.4%) during his tenure and set a school record by winning his first 27 home games as the Hoosier head coach (Branch McCracken, 25 from 1948-51).

If the first year is any indication of how the merger of one of the NCAA's most tradition-rich basketball programs with a coach who has notched 16 20-plus win seasons, then Hoosier fans should be excited about things to come.

What Indiana fans respect most about Sampson is his energy, intensity, and his commitment to building a program an entire state can call its own. In his 25th season as a head coach, Sampson is 493-270 (.645). In his first year with the Cream and Crimson, Sampson's squad finished 21-11 and tied a school record by going 15-0 at Assembly Hall.

The Hoosiers earned their 34th NCAA Tournament bid, advanced to the second round of the West Regional after defeating Gonzaga, 70-57, in the first round, and were ranked as high as 19th in the country during the regular season.

As a team, the Hoosiers led the Big Ten in three-point field goal percentage (38.1) and three-point defense (31.0). Individually, junior D.J. White earned second-team All-Big Ten honors, senior Roderick Wilmont was a third-team All-League pick, and senior Earl Calloway was an honorable mention choice. In addition, Sampson's first IU recruiting class was consistently ranked among the nation's best by several noted experts.

THE BEST IN THE BIG XII

Sampson came to IU after a 12-year run at Oklahoma which saw him post a 279-109 record overall and a 128-60 mark combined in the Big 8 and Big XII. His 111 regular season Big XII victories when he left OU were the most in league history at the time.

He was 111-49 (.694) in conference play since the league formed in 1996-97 and his 128 triumphs combined in regular season and league tournament play also were conference standards. In addition, he was 239-87 during that 10-year span which also was the most wins by a single coach

THE SAMPSON FILE

PERSONAL

| | |
|----------------------|---|
| Date of Birth | Oct. 5, 1955 |
| Hometown | Pembroke, N.C. |
| Wife | Karen |
| Children | Lauren, Kellen |
| High School | Pembroke High School Pembroke, N.C. 1974 |
| College | Pembroke State University, Pembroke, N.C. 1978, B.S., Health, Physical Education, Political Science Michigan State University, East Lansing, Mich., 1980 M.S.; Coaching and Administration |

COACHING EXPERIENCE

| | | |
|------------------------------------|--------------|--------------------------|
| Michigan State University | 1979-1980 | Graduate Assistant Coach |
| Montana Tech University | 1980 | Assistant Coach |
| | 1981-85 | Head Coach |
| Washington State University | 1986-87 | Assistant Coach |
| | 1988-94 | Head Coach |
| University of Oklahoma | 1995-2006 | Head Coach |
| Indiana University | 2006-Present | Head Coach |

overall in that conference over that period.

With a 20-9 record in 2005-06, Sampson coached OU to its ninth consecutive 20-win season. Sampson's club was productive on the court and in the classroom. The squad posted a 3.14 grade point average (GPA) for the 2005 fall semester, setting a single-semester record for the 12-year Sampson era.

Eight of the 12 team members recorded a GPA of 3.0 or higher. Under Sampson's leadership, Oklahoma enjoyed one of the most successful three-year runs in school history from 2000-03. The Sooners were 84-19 (.816), won three-straight Big 12 Tournament titles and advanced to the 2002 NCAA Final Four (before losing to Indiana in the national semifinals) and the 2003 NCAA Elite Eight.

SAMPSON IN THE PAC-10

Sampson left quite a mark in his seven-year stint at Washington State. One of only four men to win 20 or more games in a single season in Washington State history, Sampson directed the 22-11 Cougars to the 1992 National Invitation Tournament (NIT), and earned Pac-10 Coach of the Year honors in the process. Sampson concluded his stay in Pullman by leading Washington State to a 20-11 mark and the 1994 NCAA Tournament, the Cougars' first NCAA Tournament appearance in 11 years. Sampson served as an assistant coach at WSU from 1985-87.

AT MONTANA TECH

He began his head coaching career at the helm of the Montana Tech program from 1981-85. After spending the 1981-82 campaign as the interim head coach, Sampson led the Orediggers to a 73-45 mark in his final four years. Montana Tech had won just 17 games in the three years combined prior to Sampson's arrival. He closed his Montana Tech tenure with three-straight Frontier League titles.

PERSONAL

Sampson was born on Oct. 5, 1955, in Laurinburg, N.C. He was raised in Pembroke, N.C., and was an all-league three-sport star (football, basketball and baseball) at Pembroke High School. He captained his high school basketball team for two years, coached by his father, John W. "Ned" Sampson. Sampson enrolled at Pembroke State University (now UNC Pembroke) where he earned four letters in basketball and three in baseball. He was a Dean's List student and received the Gregory Lowe Memorial Award as the school's outstanding physical education major as a senior.

Sampson received bachelor's degrees in health and physical education and political science in 1978 and his master's degree in coaching and administration from Michigan State in 1980. During his stay in East Lansing, he served as a graduate assistant to Jud Heathcote.

Sampson, who was inducted into the Montana Tech Hall of Fame in 1996 and the Pembroke State Hall of Fame in 1998, is married to the former Karen Lowery. They have one daughter, Lauren, and one son, Kellen. Lauren is in pharmaceutical sales for AstraZeneca in Bloomington, while Kellen, who recently graduated from Oklahoma after playing four years of basketball for the Sooners, is a graduate manager for the Hoosiers.

HEAD COACH KELVIN SAMPSON

| Year | School | Overall | | Conference | | Place | Conf.Tourn. | Postseason |
|---------------------|----------------|---------|-----|------------|----|-------|---------------|------------|
| | | W | L | W | L | | | |
| 1981-82 | Montana Tech | 7 | 20 | 0 | 15 | 6th | | |
| 1982-83 | Montana Tech | 22 | 9 | 10 | 5 | 3rd | | |
| 1983-84 | Montana Tech | 22 | 7 | 11 | 4 | 1st | | |
| 1984-85 | Montana Tech | 22 | 9 | 12 | 3 | 1st | | |
| Total (Four Years) | | 73 | 45 | 33 | 27 | | | |
| 1987-88 | Washington St. | 13 | 16 | 7 | 11 | 6th | Pac-10 (1-1) | |
| 1988-89 | Washington St. | 10 | 19 | 4 | 14 | 8th | Pac-10 (1-1) | |
| 1989-90 | Washington St. | 7 | 22 | 1 | 17 | 10th | Pac-10 (0-1) | |
| 1990-91 | Washington St. | 16 | 12 | 8 | 10 | T5th | | |
| 1991-92 | Washington St. | 22 | 11 | 9 | 9 | T5th | | NIT (1-1) |
| 1992-93 | Washington St. | 15 | 12 | 9 | 9 | T5th | | |
| 1993-94 | Washington St. | 20 | 11 | 10 | 8 | 4th | | NCAA (1-1) |
| Total (Seven Years) | | 103 | 103 | 48 | 78 | | | |
| 1994-95 | Oklahoma | 23 | 9 | 9 | 5 | 3rd | Big 8 (1-1) | NCAA (0-1) |
| 1995-96 | Oklahoma | 17 | 13 | 8 | 6 | 3rd | Big 8 (0-1) | NCAA (0-1) |
| 1996-97 | Oklahoma | 19 | 11 | 9 | 7 | 6th | Big 12 (2-1) | NCAA (0-1) |
| 1997-98 | Oklahoma | 22 | 11 | 11 | 5 | T2nd | Big 12 (2-1) | NCAA (0-1) |
| 1998-99 | Oklahoma | 22 | 11 | 11 | 5 | T2nd | Big 12 (0-1) | NCAA (2-1) |
| 1999-00 | Oklahoma | 27 | 7 | 12 | 4 | T3rd | Big 12 (2-1) | NCAA (1-1) |
| 2000-01 | Oklahoma | 26 | 7 | 12 | 4 | T2nd | Big 12 (3-0) | NCAA (0-1) |
| 2001-02 | Oklahoma | 31 | 5 | 13 | 3 | 2nd | Big 12 (3-0) | NCAA (4-1) |
| 2002-03 | Oklahoma | 27 | 7 | 12 | 4 | 3rd | Big 12 (3-0) | NCAA (3-1) |
| 2003-04 | Oklahoma | 20 | 11 | 8 | 8 | 7th | Big 12 (1-1) | NIT (1-1) |
| 2004-05 | Oklahoma | 25 | 8 | 12 | 4 | T1st | Big 12 (1-1) | NCAA (1-1) |
| 2005-06 | Oklahoma | 20 | 9 | 11 | 5 | 3rd | Big 12 (0-1) | NCAA (0-1) |
| Total (12 Years) | | 279 | 109 | 128 | 60 | | | |
| 2006-07 | Indiana | 21 | 11 | 10 | 6 | 3rd | Big Ten (0-1) | NCAA (1-1) |
| 2007-08 | Indiana | 17 | 2 | 6 | 0 | | | |
| Total (Two Years) | | 38 | 13 | 16 | 6 | | | |
| Career (25 Years) | | 493 | 270 | (64.5) | | | | |

ACCOMPLISHMENTS

- 10 consecutive 20-win seasons
- 24.5-win average over last eight years
- 14 straight postseason appearances
- 2001, 2002, 2003 Big 12 Tournament titles
- 5 Big 12 Tournament championship game appearances
- 188-23 (.895) home record last 13 seasons
- Big 12 record 37-game home winning streak (2001-03)
- No. 3 final AP ranking in 2002 and 2003
- No. 12 final AP ranking in 2000 and No. 13 in 2001
- 1995 and 2002 national coach of the year
- Coached All-Americans Eduardo Najera (3rd team in 2000) and Hollis Price (1st team in 2003)


HONORS

- Frontier Conference Coach of the Year, 1983
- Frontier Conference Coach of the Year, 1985
- Pac-10 Coach of the Year, 1991
- District 14 Coach of the Year, 1991
- District 14 Coach of the Year, 1993
- Big Eight Coach of the Year, 1995
- Associated Press National Coach of the Year, 1995
- USBWA National Coach of the Year, 1995
- Basketball Weekly National Coach of the Year, 1995
- College Hoops Insider Big 12 Coach of the Year, 2000 and 2001
- NABC National Coach of the Year, 2002
- Chevrolet National Coach of the Year, 2002

BIG TEN COACHES BY WINS


| | |
|--------------------------------------|------------|
| Bo Ryan, Wisconsin..... | 541 |
| Kelvin Sampson, Indiana | 493 |
| John Beilein, Michigan | 481 |
| Tubby Smith, Minnesota | 399 |
| Tom Izzo, Michigan State..... | 295 |
| Bruce Weber, Illinois | 224 |
| Thad Matta, Ohio State | 196 |
| Bill Carmody, Northwestern | 193 |
| Ed Dechellis, Penn State | 157 |
| Todd Lickliter, Iowa | 141 |
| Matt Painter, Purdue | 71 |

(Denotes wins at 4-year schools only)



ARMON BASSETT

1 | **GUARD • 6-1 • 176 • SOPHOMORE**
TERRE HAUTE, IND.
SOUTH/HARGRAVE (VA.) MILITARY ACADEMY



Preseason Honors: Named third-team All-Big Ten by Athlon.

2007-08: Leads the Big Ten in three-point field goal percentage (55.2) • scored 20 points on 8-of-10 shooting, including 4-for-5 from 3-point range vs. Chattanooga • also chipped in six rebounds and five assists against the Mocs • had 14 points, four rebounds and five assists against Longwood • was second on the team with 19 points against UNC Wilmington, on 4-of-5 shooting beyond the three point line • dished out six assists vs. Georgia Tech • scored 12 points and recorded four assists at Southern Illinois • played 39 minutes vs. Tennessee State, netting eight points with three rebounds and three assists • scored 13 points on 5-of-8 shooting while recording five assists and three steals against Chicago State • shot 3-for-5 from the floor, including three made shots from long range for 11 points against Illinois, all in the second half • made of five-of-six three-point attempts en route to a 17-point performance against Penn State • contributed three assists and two steals versus the Nittany Lions as well • was a perfect 3-for-3 from the floor, including two three-pointer against Iowa • tallied three boards, three assists and two steals as well versus the Hawkeyes • led IU with 18 points on 6-of-8 shooting from three-point range against UConn • added two rebounds, three assists, zero turnovers and two steals versus the Huskies as well.

| 2007-08 | FG | 3FG | FT | PTS | OFF | DEF | TOT | PF | A | TO | BLK | STL | MIN |
|----------------------|------|-----|-----|-----|-----|-----|-----|----|---|----|-----|-----|-----|
| Chattanooga | 8-10 | 4-5 | 0-0 | 20 | 0 | 6 | 6 | 1 | 5 | 4 | 0 | 0 | 32 |
| Longwood | 4-6 | 3-5 | 3-4 | 14 | 1 | 3 | 4 | 2 | 5 | 1 | 0 | 0 | 23 |
| UNCW | 5-8 | 4-5 | 5-5 | 19 | 0 | 0 | 0 | 0 | 1 | 2 | 0 | 0 | 23 |
| vs. Illinois State | 1-4 | 1-1 | 1-2 | 4 | 0 | 1 | 1 | 0 | 1 | 1 | 0 | 1 | 18 |
| vs. Xavier | 4-13 | 1-7 | 0-0 | 9 | 0 | 2 | 2 | 1 | 3 | 1 | 0 | 0 | 35 |
| Georgia Tech | 1-6 | 1-4 | 1-2 | 4 | 0 | 0 | 0 | 4 | 6 | 1 | 0 | 1 | 37 |
| at Southern Illinois | 3-7 | 2-5 | 4-4 | 12 | 0 | 1 | 1 | 1 | 4 | 3 | 0 | 1 | 37 |
| Tennessee St. | 2-11 | 1-5 | 3-4 | 8 | 1 | 2 | 3 | 0 | 3 | 4 | 0 | 1 | 39 |
| Chicago State | 5-8 | 3-5 | 0-0 | 13 | 0 | 1 | 1 | 1 | 5 | 1 | 0 | 3 | 28 |
| at Iowa | 0-1 | 0-0 | 0-0 | 0 | 0 | 0 | 0 | 1 | 0 | 0 | 0 | 0 | 3 |
| Illinois | 3-5 | 3-4 | 2-2 | 11 | 0 | 0 | 0 | 1 | 1 | 1 | 0 | 0 | 18 |
| at Minnesota | 2-6 | 1-5 | 0-0 | 5 | 1 | 0 | 1 | 2 | 3 | 4 | 0 | 1 | 23 |
| Penn State | 6-8 | 5-6 | 0-0 | 17 | 0 | 0 | 0 | 1 | 3 | 2 | 0 | 2 | 33 |
| Iowa | 3-3 | 2-2 | 0-0 | 8 | 0 | 3 | 3 | 1 | 3 | 0 | 0 | 2 | 31 |
| Connecticut | 6-10 | 6-8 | 0-0 | 18 | 0 | 2 | 2 | 2 | 3 | 0 | 0 | 2 | 36 |

2007-08 HIGHS

Points.....20 vs. Chattanooga, 11/12/07
 Rebounds.....6 vs. Chattanooga, 11/12/07
 Assists.....6 vs. Georgia Tech, 11/27/07
 Blocks.....N/A
 Steals.....3 vs. Chicago State, 12/29/07
 Minutes.....39 Tennessee State, 12/3/07


CAREER HIGHS

Points.....25 at Michigan State, 2/24/07
 Rebounds.....6 vs. Chattanooga, 11/12/07
 Assists...9 (2x) last at Northwestern, 2/28/07
 Blocks.....1 at Iowa, 2/3/07
 Steals..3 (2x) last vs. Chicago State, 12/29/07
 Minutes.....42 vs. Illinois, 3/9/07

CAREER STATS

OVERALL

| YEAR | GP | GS | Min | Avg | FG | FGA | Pct | 3FG | 3FGA | Pct | FT | FTA | Pct | Off | Def | Tot | Avg | PF | FO | Ast | TO | Blk | Stl | Pts | Avg |
|--------------|-----------|-----------|-------------|-------------|------------|------------|-------------|-----------|------------|-------------|-----------|------------|-------------|-----------|-----------|------------|------------|-----------|----------|------------|-----------|----------|-----------|------------|------------|
| 2006-07 | 32 | 24 | 881 | 27.5 | 97 | 251 | .386 | 45 | 110 | .409 | 65 | 78 | .833 | 17 | 61 | 78 | 2.4 | 59 | 0 | 97 | 55 | 1 | 22 | 304 | 9.5 |
| 2007-08 | 15 | 13 | 416 | 27.7 | 53 | 106 | .500 | 37 | 67 | .552 | 19 | 23 | .826 | 3 | 21 | 24 | 1.6 | 18 | 0 | 46 | 25 | 0 | 14 | 162 | 10.8 |
| TOTAL | 47 | 37 | 1297 | 27.6 | 150 | 357 | .420 | 82 | 177 | .463 | 84 | 101 | .832 | 20 | 82 | 102 | 2.2 | 77 | 0 | 143 | 80 | 1 | 36 | 466 | 9.9 |



DEANDRE THOMAS

2

FORWARD • 6-8 • 295 • JUNIOR
CHICAGO, ILL.
WESTINGHOUSE/CHIPOLA JC



2007-08: Notched 11 points, three rebounds, an assist and a steal in his Hoosier debut vs. Chattanooga • made his first career start against Longwood and responded with 10 points, four rebounds, three assists and two steals • scored in double figures for the third straight game, posting 11 points on 5-of-6 shooting from the floor against UNC Wilmington • pulled down three rebounds at Southern Illinois • netted 11 points on 5-of-10 shooting and snared five rebounds while logging 22 minutes vs. Kentucky • scored eight points on 4-of-6 shooting against Western Carolina • scored seven points, all in the first half, on 3-of-6 shooting along with two offensive rebounds against Coppin State • grabbed two offensive rebounds and scored a bucket against Chicago State • dropped in both of his shot attempts at Michigan for four points • made both of his field goal attempts and his only foul shot for five points and two rebounds at Minnesota • got the nod to start against Iowa and recorded three rebounds.


| 2007-08 | FG | 3FG | FT | PTS | OFF | DEF | TOT | PF | A | TO | BLK | STL | MIN |
|----------------------|------|-----|-----|-----|-----|-----|-----|----|---|----|-----|-----|-----|
| Chattanooga | 4-9 | 0-0 | 3-4 | 11 | 2 | 1 | 3 | 4 | 1 | 0 | 0 | 1 | 22 |
| Longwood | 4-6 | 0-0 | 2-2 | 10 | 1 | 3 | 4 | 3 | 3 | 2 | 0 | 2 | 15 |
| UNCW | 5-6 | 0-0 | 1-2 | 11 | 0 | 2 | 2 | 3 | 1 | 1 | 0 | 0 | 19 |
| vs. Illinois State | 4-10 | 0-0 | 0-0 | 8 | 3 | 1 | 4 | 4 | 0 | 2 | 0 | 1 | 17 |
| vs. Xavier | 1-3 | 0-0 | 0-0 | 2 | 2 | 1 | 3 | 4 | 0 | 0 | 0 | 1 | 11 |
| Georgia Tech | 0-0 | 0-0 | 0-0 | 0 | 0 | 0 | 0 | 0 | 0 | 0 | 0 | 0 | 2 |
| at Southern Illinois | 1-1 | 0-0 | 0-0 | 2 | 0 | 3 | 3 | 5 | 1 | 2 | 0 | 0 | 8 |
| Tennessee St. | 1-3 | 0-0 | 0-0 | 2 | 1 | 0 | 1 | 0 | 0 | 0 | 0 | 0 | 7 |
| Kentucky | 5-10 | 0-0 | 1-5 | 11 | 2 | 3 | 5 | 2 | 0 | 3 | 0 | 1 | 22 |
| Western Carolina | 4-6 | 0-0 | 0-0 | 8 | 0 | 0 | 0 | 3 | 0 | 0 | 1 | 0 | 19 |
| Coppin State | 3-6 | 0-0 | 1-2 | 7 | 2 | 0 | 2 | 2 | 0 | 2 | 1 | 0 | 16 |
| Chicago State | 1-3 | 0-0 | 0-0 | 2 | 2 | 0 | 2 | 3 | 1 | 3 | 0 | 0 | 13 |
| at Iowa | 1-4 | 0-0 | 2-2 | 4 | 1 | 0 | 1 | 4 | 1 | 0 | 0 | 0 | 6 |
| at Michigan | 2-2 | 0-0 | 0-0 | 4 | 0 | 2 | 2 | 3 | 0 | 0 | 0 | 0 | 9 |
| Illinois | 0-0 | 0-0 | 0-0 | 0 | 0 | 1 | 1 | 1 | 0 | 0 | 0 | 0 | 4 |
| at Minnesota | 2-2 | 0-0 | 1-1 | 5 | 0 | 2 | 2 | 2 | 0 | 0 | 0 | 1 | 12 |
| Penn State | 0-1 | 0-0 | 0-1 | 0 | 0 | 1 | 1 | 0 | 0 | 0 | 0 | 0 | 2 |
| Iowa | 1-2 | 0-0 | 0-2 | 2 | 0 | 2 | 2 | 3 | 1 | 4 | 0 | 1 | 19 |
| Connecticut | 0-4 | 0-0 | 0-0 | 0 | 0 | 0 | 0 | 0 | 0 | 0 | 0 | 0 | 5 |

| 2007-08 HIGHS | |
|---------------|---|
| Points | 11 (3x) last vs. Kentucky, 12/8/07 |
| Rebounds | 5 vs. Kentucky, 12/8/07 |
| Assists | 3 vs. Longwood, 11/18/07 |
| Blocks | ...1 (2x) last vs. Coppin State, 12/22/07 |
| Steals | 2 vs. Longwood, 11/18/07 |
| Minutes | 22 (2x) last vs. Kentucky, 12/8/07 |

CAREER STATS

OVERALL

| Year | GP | GS | Min | Avg | FG | FGA | Pct | 3FG | 3FGA | Pct | FT | FTA | Pct | Off | Def | Tot | Avg | PF | FO | Ast | TO | Blk | Stl | Pts | Avg |
|---------|----|----|-----|------|----|-----|------|-----|------|------|----|-----|------|-----|-----|-----|-----|----|----|-----|----|-----|-----|-----|-----|
| 2007-08 | 19 | 5 | 228 | 12.0 | 39 | 78 | .500 | 0 | 0 | .000 | 11 | 21 | .524 | 16 | 22 | 38 | 2.0 | 46 | 1 | 9 | 19 | 2 | 8 | 89 | 4.7 |



D.J. WHITE

3

FORWARD • 6-9 • 251 • SENIOR
TUSCALOOSA, ALA.
HILLCREST



Preseason Honors: One of 50 players on the Naismith Award and Wooden Award Watch Lists • Preseason All-Big Ten choice • rated as the second best post player in the nation and was a first-team All-Big Ten choice by *Lindy's* • named second-team All-America, first-team All-Big Ten and is the third highest rated post player according to *Athlon* • named second-team All-America by *Collegehoops.net* • chosen third-team All-American and first-team All-Big Ten by *CBSsports.com* • was named All-Big Ten, the top NBA prospect and the top shot blocker by *The Sporting News*.

2007-08: Ranks third in the Big Ten in scoring (16.8), first in rebounds (10.2), first in field goal percentage (61.5) and second in blocks (1.8) • team captain • 41st player to score more than 1,000 points in his career at Indiana • named Big Ten Player of the Week (12/3, 12/10, and 1/14) • named National Player of the Week by *Rivals.com* (12/10) • scored 17 points on 5-for-7 shooting from the floor and 7-for-10 from the free throw line to go along with his two blocks and four boards vs. Chattanooga • had 12 points and three boards against Longwood • was one of four Hoosiers in double figures against UNC Wilmington, scoring 12 points and pulling down three boards • had 10 boards against Illinois State • named all-tournament at the Chicago Invitational Challenge • had 16 points and 10 rebounds against Xavier • scored 18 points on 6-of-9 shooting while ripping down 14 boards in the Georgia Tech game • recorded his second consecutive double-double at Southern Illinois with 10 points and 12 rebounds • also rejected three shots against the Salukis • recorded his fourth consecutive double-double with a career-high 29 points and 13 rebounds (four offensive) vs. Tennessee State • also swatted four shots against the Tigers • posted his fifth straight double-double with 16 points and 13 boards vs. Kentucky • put together his sixth consecutive double-double with 21 points and 11 rebounds against Western Carolina • also shot 7-of-9 from the field and knocked in seven free throws versus the Catamounts • scored a game-high 21 points while shooting 89.9 percent (8-9) from the floor in addition to his eight rebounds, four blocks and two steals against Coppin State • posted his seventh double-double of the year with 21 points and 15 rebounds against Chicago State • also had four blocks and passed out three assists versus the Cougars • at Iowa, he notched his eighth double-double of the season by recording 16 points on 6-of-13 shooting and grabbing 15 rebounds for the second consecutive game • followed up consecutive 15-rebound performances by piling up a career-high 22 rebounds at Michigan in addition to his 21 points on 7-of-13 shooting and two blocks, a steal and an assist • posted double-double number 10 on the year with 15 points and 10 rebounds against Illinois in addition to two blocks and a steal • earned his 11th double-double of the season with 17 points on 7-of-12 shooting from the field and 10 rebounds at Minnesota • also tallied two assists and two rejections against the Gophers • scored 22 points on 8-of-11 shooting and grabbed seven boards against Penn State • shot 8-of-13 for 19 points to go along with four rebounds against Iowa • added his 12th double-double of the year with 13 points and 10 boards against UConn.

| 2007-08 | FG | 3FG | FT | PTS | OFF | DEF | TOT | PF | A | TO | BLK | STL | MIN |
|----------------------|-------|-----|------|-----|-----|-----|-----|----|---|----|-----|-----|-----|
| Chattanooga | 5-7 | 0-0 | 7-10 | 17 | 2 | 2 | 4 | 2 | 1 | 3 | 2 | 0 | 28 |
| Longwood | 4-5 | 0-0 | 4-5 | 12 | 0 | 3 | 3 | 2 | 0 | 1 | 0 | 0 | 21 |
| UNCW | 5-9 | 0-0 | 2-2 | 12 | 0 | 3 | 3 | 2 | 1 | 2 | 0 | 1 | 25 |
| vs. Illinois State | 2-6 | 0-0 | 0-0 | 4 | 3 | 7 | 10 | 3 | 2 | 2 | 1 | 1 | 29 |
| vs. Xavier | 7-9 | 0-0 | 2-3 | 16 | 4 | 6 | 10 | 4 | 1 | 3 | 1 | 1 | 36 |
| Georgia Tech | 6-9 | 0-0 | 6-12 | 18 | 2 | 12 | 14 | 3 | 0 | 4 | 3 | 2 | 36 |
| at Southern Illinois | 5-10 | 0-0 | 0-0 | 10 | 3 | 9 | 12 | 4 | 0 | 1 | 3 | 0 | 32 |
| Tennessee St. | 11-16 | 0-1 | 7-9 | 29 | 4 | 9 | 13 | 3 | 0 | 1 | 4 | 1 | 36 |
| Kentucky | 6-11 | 0-0 | 4-4 | 16 | 3 | 10 | 13 | 3 | 1 | 5 | 2 | 0 | 29 |
| Western Carolina | 7-9 | 0-0 | 7-10 | 21 | 4 | 7 | 11 | 0 | 1 | 2 | 1 | 2 | 24 |
| Coppin State | 8-9 | 0-0 | 5-8 | 21 | 2 | 6 | 8 | 1 | 0 | 1 | 4 | 2 | 31 |
| Chicago State | 8-11 | 0-0 | 5-7 | 21 | 5 | 10 | 15 | 0 | 3 | 3 | 4 | 0 | 23 |
| at Iowa | 6-13 | 0-0 | 4-6 | 16 | 1 | 14 | 15 | 3 | 1 | 2 | 0 | 0 | 34 |
| at Michigan | 7-13 | 0-0 | 7-9 | 21 | 8 | 14 | 22 | 1 | 1 | 1 | 2 | 1 | 31 |
| Illinois | 5-9 | 0-0 | 5-6 | 15 | 2 | 8 | 10 | 4 | 0 | 2 | 2 | 1 | 35 |
| at Minnesota | 7-12 | 0-0 | 3-4 | 17 | 1 | 9 | 10 | 4 | 2 | 3 | 2 | 0 | 30 |
| Penn State | 8-11 | 0-1 | 6-9 | 22 | 2 | 5 | 7 | 4 | 1 | 3 | 1 | 0 | 38 |
| Iowa | 8-13 | 0-0 | 3-5 | 19 | 1 | 3 | 4 | 2 | 0 | 0 | 0 | 0 | 34 |
| Connecticut | 5-13 | 0-0 | 3-4 | 13 | 1 | 9 | 10 | 4 | 1 | 1 | 2 | 1 | 39 |

2007-08 HIGHS

Points29 vs. Tennessee State, 12/3/07
Rebounds 22 at Michigan, 1/8/08
Assists 3 vs. Chicago State, 12/29/07
Blocks 4 (4x) last vs. Chicago St., 12/29/07
Steals2 (2x) last vs. Coppin State, 12/22/07
Minutes39 vs. UCONN, 1/26/08

CAREER HIGHS

Points29 vs. Tennessee State, 12/3/07
Rebounds 22 at Michigan, 1/8/08
Assists5 vs. IUPUI, 12/22/06
Blocks5 (3x) last Purdue, 1/10/07
Steals3 Illinois, 2/10/07
Minutes 46 at Purdue, 1/15/05

CAREER STATS

OVERALL

| Year | GP | GS | Min | Avg | FG | FGA | Pct | 3FG | 3FGA | Pct | FT | FTA | Pct | Off | Def | Tot | Avg | PF | FO | Ast | TO | Blk | Stl | Pts | Avg |
|--------------|-----------|-----------|-------------|-------------|------------|------------|-------------|----------|----------|-------------|------------|------------|-------------|------------|------------|------------|------------|------------|----------|-----------|------------|------------|-----------|-------------|-------------|
| 2004-05 | 29 | 29 | 814 | 28.1 | 143 | 250 | .572 | 0 | 0 | .000 | 100 | 141 | .709 | 56 | 87 | 143 | 4.9 | 76 | 3 | 23 | 39 | 64 | 14 | 386 | 13.3 |
| 2005-06 | 5 | 3 | 89 | 17.8 | 19 | 36 | .528 | 0 | 0 | .000 | 8 | 14 | .571 | 9 | 21 | 30 | 6.0 | 10 | 0 | 5 | 9 | 7 | 0 | 46 | 9.2 |
| 2006-07 | 32 | 32 | 1017 | 31.8 | 170 | 332 | .512 | 0 | 0 | .000 | 100 | 146 | .685 | 77 | 157 | 234 | 7.3 | 84 | 1 | 40 | 62 | 73 | 28 | 440 | 13.8 |
| 2007-08 | 19 | 19 | 591 | 31.1 | 120 | 195 | .615 | 0 | 2 | .000 | 80 | 113 | .708 | 48 | 146 | 194 | 10.2 | 48 | 0 | 16 | 40 | 34 | 13 | 320 | 16.8 |
| TOTAL | 85 | 83 | 2511 | 29.5 | 451 | 813 | .555 | 0 | 2 | .000 | 288 | 414 | .696 | 190 | 411 | 601 | 7.1 | 218 | 4 | 84 | 148 | 178 | 55 | 1195 | 14.1 |



BRETT FINKELMEIER

4 | GUARD • 6-2 • 180 • FRESHMAN
 CARMEL, IND.
 CARMEL




2007-08: Joined the team as a walk-on in August • saw his first action against Longwood • made both of his free throw attempts for his first two career points against Western Carolina • made his Big Ten debut against Iowa.

| 2007-08 | FG | 3FG | FT | PTS | OFF | DEF | TOT | PF | A | TO | BLK | STL | MIN |
|------------------|-----|-----|-----|-----|-----|-----|-----|----|---|----|-----|-----|-----|
| Longwood | 0-0 | 0-0 | 0-0 | 0 | 0 | 0 | 0 | 0 | 0 | 0 | 0 | 0 | 3 |
| Western Carolina | 0-0 | 0-0 | 2-2 | 2 | 0 | 0 | 0 | 0 | 0 | 1 | 0 | 0 | 3 |
| Coppin State | 0-0 | 0-0 | 0-0 | 0 | 0 | 0 | 0 | 0 | 0 | 0 | 0 | 0 | 1 |
| Chicago State | 0-0 | 0-0 | 0-0 | 0 | 0 | 0 | 0 | 2 | 0 | 0 | 0 | 0 | 2 |
| Iowa | 0-0 | 0-0 | 0-0 | 0 | 0 | 0 | 0 | 0 | 0 | 0 | 0 | 0 | 1 |

| 2007-08 HIGHS | |
|---------------|---------------------------------------|
| Points..... | 2 vs. Western Carolina, 12/15/07 |
| Rebounds..... | N/A |
| Assists..... | N/A |
| Blocks..... | N/A |
| Steals..... | N/A |
| Minutes..... | 3 (2x) last vs. W. Carolina, 12/15/07 |

CAREER STATS

| OVERALL | | | | | | | | | | | | | | | | | | | | | | | | | |
|---------|----|----|-----|-----|----|-----|------|-----|------|------|----|-----|-------|-----|-----|-----|-----|----|----|-----|----|-----|-----|-----|-----|
| Year | GP | GS | Min | Avg | FG | FGA | Pct | 3FG | 3FGA | Pct | FT | FTA | Pct | Off | Def | Tot | Avg | PF | FO | Ast | TO | Blk | Stl | Pts | Avg |
| 2007-08 | 5 | 0 | 10 | 2.0 | 0 | 0 | .000 | 0 | 0 | .000 | 2 | 2 | 1.000 | 0 | 0 | 0 | 0.0 | 2 | 0 | 0 | 1 | 0 | 0 | 2 | 0.4 |



JORDAN CRAWFORD

5

GUARD • 6-4 • 195 • FRESHMAN
DETROIT, MICH./CMA
HARGRAVE (VA.) MILITARY ACADEMY




2007-08: Fifth among Big Ten freshmen in scoring (11.6) • played 25 minutes and scored 13 points with three assists and a steal in his collegiate debut vs. Chattanooga • had 16 points off the bench against Longwood • was 7-of-11 from the floor against UNC Wilmington for 15 points • had 13 points, six rebounds and four assists in a season-high 30 minutes against Illinois State • got the first start of his career vs. Kentucky and his older brother, Joe • notched 20 points on 5-of-10 shooting, including 3-of-5 from three-point range while logging 39 minutes against Kentucky • dropped in 19 points on 8-of-14 shooting to go along with his six boards (four offensive) and five assists against Western Carolina • tallied nine points, including 5-of-7 from the line against Coppin State • nabbed five steals to go along with his 15 points, eight boards and three assists against Chicago State • scored 12 points on 4-of-7 shooting, recorded four rebounds and his first career block at Iowa • scored 11 points, pulled down seven rebounds, dished out four assists and snagged two steals in 38 minutes of action at Michigan • scored four points and grabbed four rebounds against Illinois • had a huge first half at Minnesota, scoring 14 points of 5-of-8 shooting • ended the contest against the Gophers with 16 points, six boards, an assist and a block • scored 10 points, including two 3-pointers late in the second half against Connecticut.

| 2007-08 | FG | 3FG | FT | PTS | OFF | DEF | TOT | PF | A | TO | BLK | STL | MIN |
|--------------------|------|-----|------|-----|-----|-----|-----|----|---|----|-----|-----|-----|
| Chattanooga | 4-7 | 2-4 | 3-4 | 13 | 0 | 2 | 2 | 3 | 3 | 0 | 0 | 1 | 25 |
| Longwood | 7-10 | 0-0 | 2-3 | 16 | 0 | 1 | 1 | 0 | 2 | 1 | 0 | 1 | 19 |
| UNCW | 7-11 | 1-3 | 0-0 | 15 | 0 | 1 | 1 | 2 | 2 | 2 | 0 | 2 | 22 |
| vs. Illinois State | 5-10 | 0-2 | 3-5 | 13 | 4 | 2 | 6 | 3 | 4 | 2 | 0 | 0 | 30 |
| vs. Xavier | 3-13 | 0-2 | 0-0 | 6 | 1 | 2 | 3 | 3 | 2 | 3 | 0 | 1 | 29 |
| Kentucky | 5-10 | 3-5 | 7-10 | 20 | 0 | 2 | 2 | 2 | 2 | 3 | 0 | 2 | 39 |
| Western Carolina | 8-14 | 0-4 | 3-5 | 19 | 4 | 2 | 6 | 2 | 5 | 0 | 0 | 1 | 31 |
| Coppin State | 2-5 | 0-0 | 5-7 | 9 | 1 | 0 | 1 | 0 | 2 | 3 | 0 | 1 | 27 |
| Chicago State | 6-13 | 1-2 | 2-2 | 15 | 3 | 5 | 8 | 1 | 3 | 1 | 0 | 5 | 25 |
| at Iowa | 4-7 | 1-2 | 3-5 | 12 | 1 | 3 | 4 | 2 | 0 | 3 | 1 | 1 | 30 |
| at Michigan | 5-15 | 1-4 | 0-1 | 11 | 2 | 5 | 7 | 2 | 4 | 7 | 0 | 2 | 38 |
| Illinois | 2-8 | 0-3 | 0-0 | 4 | 2 | 2 | 4 | 1 | 1 | 1 | 0 | 0 | 23 |
| at Minnesota | 6-12 | 4-6 | 0-0 | 16 | 2 | 4 | 6 | 1 | 1 | 4 | 1 | 0 | 28 |
| Penn State | 0-2 | 0-1 | 0-0 | 0 | 0 | 0 | 0 | 1 | 2 | 1 | 0 | 0 | 7 |
| Iowa | 2-5 | 1-2 | 0-0 | 5 | 0 | 2 | 2 | 0 | 2 | 4 | 0 | 0 | 21 |
| Connecticut | 4-8 | 2-4 | 0-0 | 10 | 0 | 0 | 0 | 4 | 3 | 0 | 0 | 0 | 21 |

| 2007-08 HIGHS | |
|----------------|-----------------------------------|
| Points | 20 vs. Kentucky, 12/8/07 |
| Rebounds | 8 vs. Chicago State, 12/29/07 |
| Assists | 5 vs. Western Carolina, 12/15/07 |
| Blocks | 1 (2X) last at Minnesota, 1/17/08 |
| Steals | 5 vs. Chicago State, 12/29/07 |
| Minutes | 39 vs. Kentucky, 12/8/07 |

CAREER STATS

| OVERALL | GP | GS | Min | Avg | FG | FGA | Pct | 3FG | 3FGA | Pct | FT | FTA | Pct | Off | Def | Tot | Avg | PF | FO | Ast | TO | Blk | Stl | Pts | Avg |
|---------|----|----|-----|------|----|-----|------|-----|------|------|----|-----|------|-----|-----|-----|-----|----|----|-----|----|-----|-----|-----|------|
| 2007-08 | 16 | 6 | 415 | 25.9 | 70 | 150 | .467 | 16 | 44 | .364 | 28 | 42 | .667 | 20 | 33 | 53 | 3.3 | 27 | 0 | 38 | 35 | 2 | 17 | 184 | 11.5 |



JAMARCUS ELLIS

13

GUARD • 6-5 • 200 • JUNIOR
CHICAGO, ILL.
WESTINGHOUSE/CHIPOLA JC



Preseason Honors: Rated as the second best junior college transfer in the nation by *Lindy's* • lauded as the top transfer in the Big Ten according to *The Sporting News*.

2007-08: Sixth in the Big Ten in rebounds averaging 7.3 per game and fifth in assists at 4.5 • sixth in the league in steals (1.5) • logged a team-high 36 minutes, pacing IU with nine rebounds and six assists in his Hoosier debut vs. Chattanooga • had nine points, 11 rebounds and five assists against Longwood • posted four rebounds, three assists, one block and a steal against UNC Wilmington. • had six points and seven rebounds against Illinois State • had his first career double-double with 10 points and 11 rebounds against Xavier • scored 15 points, including 12 in the second half, along with seven rebounds, two assists and two steals against Georgia Tech • notched his second consecutive double-double with 11 points and 10 rebounds at Southern Illinois • also swatted a season-high three blocks against the Salukis • recorded another double-double against Tennessee State, totaling 10 points and 10 assists while also chipping in seven boards • scored 12 points to go along with five rebounds and five assists against Kentucky • did it all against Western Carolina, recording nine points, seven rebounds, six assists and three steals • grabbed nine rebounds and dished out six assists against Coppin State • posted another double-digit rebound performance with 10 boards and four blocks against Chicago State • stuffed the stat sheet at Iowa with 15 points on 6-of-10 shooting, seven rebounds, seven assists, five steals, a block and an assist • picked up six assists, seven points, four rebounds and two steals at Michigan • compiled four points, four rebounds, an assist and a block against Illinois • hauled in nine rebounds and dished out six assists at Minnesota • racked up 12 points on 5-of-6 shooting, five rebounds, eight assists, a block and three steals against Penn State • posted 12 points, eight rebounds, four assists and two steals against Iowa.

| 2007-08 | FG | 3FG | FT | PTS | OFF | DEF | TOT | PF | A | TO | BLK | STL | MIN |
|----------------------|------|-----|-----|-----|-----|-----|-----|----|----|----|-----|-----|-----|
| Chattanooga | 1-4 | 1-2 | 2-3 | 5 | 1 | 8 | 9 | 1 | 6 | 3 | 1 | 2 | 36 |
| Longwood | 4-7 | 1-2 | 0-0 | 9 | 0 | 11 | 11 | 1 | 5 | 1 | 0 | 0 | 27 |
| UNCW | 0-1 | 0-1 | 1-2 | 1 | 0 | 4 | 4 | 1 | 3 | 2 | 1 | 1 | 28 |
| vs. Illinois State | 2-7 | 0-2 | 2-5 | 6 | 2 | 5 | 7 | 2 | 2 | 2 | 1 | 0 | 31 |
| vs. Xavier | 5-12 | 0-2 | 0-1 | 10 | 6 | 5 | 11 | 4 | 3 | 2 | 1 | 0 | 32 |
| Georgia Tech | 4-7 | 1-2 | 6-6 | 15 | 2 | 5 | 7 | 5 | 2 | 3 | 0 | 2 | 33 |
| at Southern Illinois | 3-8 | 1-5 | 4-4 | 11 | 3 | 7 | 10 | 3 | 3 | 5 | 3 | 0 | 36 |
| Tennessee St. | 3-6 | 0-1 | 4-5 | 10 | 3 | 4 | 7 | 2 | 10 | 7 | 1 | 2 | 39 |
| Kentucky | 4-8 | 1-2 | 3-5 | 12 | 0 | 5 | 5 | 5 | 5 | 2 | 0 | 2 | 35 |
| Western Carolina | 4-7 | 1-2 | 0-0 | 9 | 2 | 5 | 7 | 2 | 6 | 2 | 0 | 3 | 23 |
| Coppin State | 1-1 | 0-0 | 0-1 | 2 | 1 | 8 | 9 | 2 | 6 | 4 | 1 | 1 | 30 |
| Chicago State | 2-7 | 0-1 | 0-0 | 4 | 1 | 9 | 10 | 2 | 1 | 5 | 4 | 0 | 27 |
| at Iowa | 6-10 | 0-2 | 3-4 | 15 | 3 | 4 | 7 | 1 | 7 | 1 | 1 | 5 | 35 |
| at Michigan | 2-5 | 1-1 | 2-3 | 7 | 1 | 3 | 4 | 4 | 6 | 1 | 0 | 2 | 27 |
| Illinois | 1-6 | 0-1 | 2-2 | 4 | 1 | 3 | 4 | 4 | 1 | 3 | 1 | 0 | 29 |
| at Minnesota | 0-5 | 0-3 | 2-2 | 2 | 1 | 8 | 9 | 2 | 6 | 2 | 1 | 2 | 36 |
| Penn State | 5-6 | 0-1 | 2-3 | 12 | 1 | 4 | 5 | 3 | 8 | 3 | 1 | 3 | 38 |
| Iowa | 3-7 | 0-2 | 6-7 | 12 | 1 | 7 | 8 | 3 | 4 | 4 | 0 | 2 | 33 |
| Connecticut | 1-7 | 1-2 | 0-0 | 3 | 0 | 5 | 5 | 4 | 2 | 3 | 0 | 2 | 29 |


2007-08 HIGHS

Points 15 (2x) last at Iowa, 1/2/08
 Rebounds 11 (2x) last vs. Xavier, 11/24/07
 Assists 10 vs. Tennessee State, 12/3/07
 Blocks 4 vs. Chicago State, 12/29/07
 Steals 5 at Iowa, 1/2/08
 Minutes 39 vs. Tennessee State, 12/3/07

CAREER STATS

OVERALL

| Year | GP | GS | Min | Avg | FG | FGA | Pct | 3FG | 3FGA | Pct | FT | FTA | Pct | Off | Def | Tot | Avg | PF | FO | Ast | TO | Blk | Stl | Pts | Avg |
|---------|----|----|-----|------|----|-----|------|-----|------|------|----|-----|------|-----|-----|-----|-----|----|----|-----|----|-----|-----|-----|-----|
| 2007-08 | 19 | 18 | 604 | 31.8 | 51 | 121 | .421 | 8 | 34 | .235 | 39 | 53 | .736 | 29 | 109 | 138 | 7.3 | 51 | 2 | 86 | 55 | 17 | 29 | 149 | 7.8 |



A.J. RATLIFF

20

GUARD • 6-3 • 188 • SENIOR
INDIANAPOLIS, IND.
NORTH CENTRAL



2007-08: Made his 2007-08 debut at Iowa, contributing two points, a rebound and a steal in 15 minutes of action • recorded a career-high six assists at Michigan • sat out first semester due to academics • knocked in two three-pointers and came up with a clutch block and steal in the final minute against Illinois.

| 2007-08 | FG | 3FG | FT | PTS | OFF | DEF | TOT | PF | A | TO | BLK | STL | MIN |
|--------------|-----|-----|-----|-----|-----|-----|-----|----|---|----|-----|-----|-----|
| at Iowa | 1-3 | 0-2 | 0-0 | 2 | 0 | 1 | 1 | 5 | 0 | 0 | 0 | 1 | 15 |
| at Michigan | 1-6 | 1-5 | 0-0 | 3 | 1 | 2 | 3 | 5 | 6 | 2 | 0 | 0 | 22 |
| Illinois | 2-7 | 2-6 | 1-2 | 7 | 0 | 3 | 3 | 2 | 0 | 0 | 1 | 1 | 24 |
| at Minnesota | 0-0 | 0-0 | 0-0 | 0 | 0 | 0 | 0 | 1 | 0 | 0 | 0 | 0 | 4 |
| Penn State | 0-2 | 0-2 | 0-0 | 0 | 0 | 1 | 1 | 2 | 0 | 0 | 0 | 0 | 3 |
| Iowa | 0-2 | 0-2 | 0-0 | 0 | 0 | 1 | 1 | 2 | 0 | 0 | 0 | 0 | 6 |
| Connecticut | 0-0 | 0-0 | 0-0 | 0 | 0 | 1 | 1 | 1 | 0 | 0 | 0 | 0 | 5 |

2007-08 HIGHS

Points 7 vs. Illinois, 1/13/08
 Rebounds 3 (2x) last vs. Illinois, 1/13/08
 Assists 6 at Michigan, 1/8/08
 Blocks 1 vs. Illinois, 1/13/08
 Steals 1 (2x) last vs. Illinois, 1/13/08
 Minutes 24 vs. Illinois, 1/13/08


CAREER HIGHS

Points 21 vs. Kentucky, 12/10/05
 Rebounds 10 at Northwestern, 1/5/05
 Assists 6 at Michigan, 1/8/08
 Blocks 4 at Purdue, 1/15/05
 Steals 3 (4x) last W. Mich., 12/20/06
 Minutes 40 at Purdue, 1/15/05

CAREER STATS

OVERALL


| Year | GP | GS | Min | Avg | FG | FGA | Pct | 3FG | 3FGA | Pct | FT | FTA | Pct | Off | Def | Tot | Avg | PF | FO | Ast | TO | Blk | Stl | Pts | Avg |
|--------------|-----------|-----------|-------------|-------------|------------|------------|-------------|------------|------------|-------------|-----------|-----------|-------------|-----------|------------|------------|------------|------------|----------|-----------|-----------|-----------|-----------|------------|------------|
| 2004-05 | 26 | 14 | 553 | 21.3 | 51 | 105 | .486 | 24 | 55 | .436 | 25 | 36 | .694 | 25 | 48 | 73 | 2.8 | 37 | 0 | 23 | 26 | 16 | 16 | 151 | 5.8 |
| 2005-06 | 28 | 13 | 472 | 16.9 | 32 | 100 | .320 | 19 | 60 | .317 | 15 | 20 | .750 | 24 | 30 | 54 | 1.9 | 55 | 3 | 15 | 12 | 14 | 8 | 98 | 3.5 |
| 2006-07 | 30 | 12 | 661 | 22.0 | 100 | 220 | .455 | 57 | 140 | .407 | 23 | 34 | .676 | 29 | 39 | 68 | 2.3 | 78 | 2 | 43 | 46 | 12 | 25 | 280 | 9.3 |
| 2007-08 | 7 | 0 | 79 | 11.3 | 4 | 20 | .200 | 3 | 17 | .176 | 1 | 2 | .500 | 1 | 10 | 11 | 1.6 | 18 | 2 | 6 | 2 | 1 | 2 | 12 | 1.7 |
| TOTAL | 91 | 39 | 1765 | 19.4 | 187 | 445 | .420 | 103 | 272 | .379 | 64 | 92 | .696 | 79 | 127 | 206 | 2.3 | 188 | 7 | 87 | 86 | 43 | 51 | 541 | 5.9 |



LANCE STEMLER

22

FORWARD • 6-8 • 210 • SENIOR
COLUMBIA, ILL./GIBAULT
SOUTHWESTERN (ILL.) CC



2007-08: Team captain • made his 25th career start against Coppin State • had 12 points, four rebounds, three assists and two steals against Longwood • provided a spark off the bench against UNC Wilmington, scoring two points, grabbing four rebounds and three steals • had four points and four rebounds against Illinois State • also had four boards against Xavier • dropped 15 points of 5-of-9 shooting, including a 3-for-6 showing from 3-point range versus Georgia Tech • leads team with 10 dives for loose balls and two charges taken • scored nine points on 3-of-6 shooting, including 2-for-5 from 3-point range against Tennessee State • notched four points and grabbed three rebounds in 36 minutes of action against Kentucky • scored seven points, pulled down six rebounds and nabbed three steals against Western Carolina • knocked three shots from 3-point range on five attempts for nine points and grabbed five rebounds against Coppin State • recorded seven points, seven rebounds and two steals against Chicago State • played extensively in the second half at Iowa, gathering five points, five boards, an assist and a steal for the game • went 2-2, including 1-1 from 3-point range at Michigan for five points and three rebounds • made both three-point attempts and both foul shots at Minnesota, including a clutch 3-pointer to give the Hoosiers the lead in the final minutes • hauled in three offensive boards and two defensive rebounds against Penn State.

| 2007-08 | FG | 3FG | FT | PTS | OFF | DEF | TOT | PF | A | TO | BLK | STL | MIN |
|----------------------|-----|-----|-----|-----|-----|-----|-----|----|---|----|-----|-----|-----|
| Chattanooga | 0-2 | 0-1 | 0-0 | 0 | 0 | 0 | 0 | 3 | 0 | 1 | 0 | 0 | 16 |
| Longwood | 5-9 | 2-3 | 0-0 | 12 | 1 | 3 | 4 | 3 | 3 | 0 | 0 | 2 | 24 |
| UNCW | 1-1 | 0-0 | 0-0 | 2 | 1 | 3 | 4 | 2 | 0 | 1 | 0 | 3 | 16 |
| vs. Illinois State | 1-3 | 0-1 | 2-2 | 4 | 3 | 1 | 4 | 4 | 2 | 1 | 1 | 2 | 25 |
| vs. Xavier | 1-3 | 0-2 | 0-0 | 2 | 1 | 3 | 4 | 4 | 2 | 0 | 1 | 1 | 20 |
| Georgia Tech | 5-9 | 3-6 | 2-2 | 15 | 1 | 2 | 3 | 2 | 0 | 0 | 0 | 1 | 32 |
| at Southern Illinois | 1-4 | 1-4 | 0-0 | 3 | 0 | 2 | 2 | 1 | 0 | 0 | 0 | 1 | 26 |
| Tennessee St. | 3-6 | 2-5 | 1-2 | 9 | 0 | 1 | 1 | 5 | 1 | 1 | 0 | 2 | 23 |
| Kentucky | 1-3 | 0-2 | 2-2 | 4 | 0 | 3 | 3 | 3 | 1 | 1 | 0 | 1 | 36 |
| Western Carolina | 2-9 | 1-7 | 2-3 | 7 | 1 | 5 | 6 | 1 | 1 | 0 | 0 | 3 | 24 |
| Coppin State | 3-6 | 3-5 | 0-0 | 9 | 1 | 4 | 5 | 3 | 1 | 0 | 0 | 0 | 26 |
| Chicago State | 3-8 | 1-2 | 0-0 | 7 | 4 | 3 | 7 | 0 | 0 | 0 | 0 | 2 | 15 |
| at Iowa | 1-2 | 1-2 | 2-4 | 5 | 1 | 4 | 5 | 2 | 1 | 0 | 0 | 1 | 26 |
| at Michigan | 2-2 | 1-1 | 0-0 | 5 | 2 | 1 | 3 | 4 | 0 | 0 | 0 | 0 | 2 |
| Illinois | 0-1 | 0-1 | 0-0 | 0 | 0 | 1 | 1 | 3 | 0 | 0 | 1 | 0 | 12 |
| at Minnesota | 2-2 | 2-2 | 2-2 | 8 | 2 | 0 | 2 | 0 | 2 | 1 | 0 | 0 | 19 |
| Penn State | 1-1 | 1-1 | 0-0 | 3 | 3 | 2 | 5 | 3 | 1 | 0 | 0 | 0 | 28 |
| Iowa | 0-3 | 0-3 | 0-0 | 0 | 1 | 2 | 3 | 4 | 0 | 0 | 0 | 1 | 19 |
| Connecticut | 2-3 | 1-1 | 0-0 | 5 | 1 | 0 | 1 | 1 | 0 | 0 | 0 | 1 | 14 |

2007-08 HIGHS

Points 15 vs. Georgia Tech, 11/27/07
Rebounds 7 vs. Chicago State, 12/29/07
Assists 3 vs. Longwood, 11/18/07
Blocks 1 (3x) last vs. Illinois, 1/13/08
Steals 3 (2x) last vs. W. Carolina, 12/15/07
Minutes 36 vs. Kentucky, 12/8/07


CAREER HIGHS

Points 21 vs. IUPUI, 12/22/06
Rebounds 9 vs. IUPUI, 12/22/06
Assists 3 (3x) last vs. Longwood, 11/18/07
Blocks 1 (9x) last vs. Illinois, 1/13/08
Steals 3 (2x) last vs. W. Carolina, 12/15/07
Minutes 37 at Kentucky, 12/9/06

CAREER STATS

OVERALL


| Year | GP | GS | Min | Avg | FG | FGA | Pct | 3FG | 3FGA | Pct | FT | FTA | Pct | Off | Def | Tot | Avg | PF | FO | Ast | TO | Blk | Stl | Pts | Avg |
|--------------|-----------|-----------|-------------|-------------|------------|------------|-------------|-----------|------------|-------------|-----------|-----------|-------------|-----------|------------|------------|------------|------------|----------|-----------|-----------|----------|-----------|------------|------------|
| 2006-07 | 30 | 19 | 714 | 23.8 | 66 | 169 | .391 | 38 | 115 | .330 | 27 | 34 | .794 | 48 | 74 | 122 | 4.1 | 79 | 1 | 25 | 31 | 6 | 21 | 197 | 6.6 |
| 2007-08 | 19 | 6 | 421 | 22.2 | 34 | 77 | .442 | 19 | 49 | .388 | 13 | 17 | .765 | 23 | 40 | 63 | 3.3 | 48 | 1 | 15 | 6 | 3 | 21 | 100 | 5.3 |
| TOTAL | 49 | 25 | 1135 | 23.2 | 100 | 246 | .407 | 57 | 164 | .348 | 40 | 51 | .784 | 71 | 114 | 185 | 3.8 | 127 | 2 | 40 | 37 | 9 | 42 | 297 | 6.1 |



ERIC GORDON

23

FORWARD • 6-4 • 215 • FRESHMAN
INDIANAPOLIS, IND.
NORTH CENTRAL



Preseason Honors: National Freshman of the Year candidate • named second-team All-America, first-team All-Big Ten and Newcomer of the Year by *CBSSports.com* • ranked the third best freshman in the country • named first-team All-Big Ten, Newcomer of the Year, Most Entertaining and the Top NBA Prospect by *Lindy's* • ranked as the seventh best shooting guard in the country • *Athlon* rates him as one of the "Super 6" freshmen in the country • also named first-team All-Big Ten and Newcomer of the Year • a first-team Preseason All-America, the league's top freshman and All-Big Ten according to *The Sporting News*.

2007-08: Leads the Big Ten in scoring (21.7) • fourth in the Big Ten in free throw percentage (84.5) • fifth in the league in 3-pt field goals made (2.56) • his 33 points vs. Chattanooga were the most points scored by a Hoosier player in his debut, breaking George McGinnis's previous record of 26 set back in 1970 • added six rebounds, four assists and three steals • added 21 points against Longwood • his 54 points also topped McGinnis' first two games of 52 points 37 years ago • reached the 30-point mark for the second time in his first three games, posting 30 points on 8-of-12 shooting from the floor and a 12-of-13 effort from the free throw line against UNC Wilmington • also had six assists and three steals • named All-Tournament at the Chicago Invitational Challenge • had 31 points and six rebounds against Illinois State • had 20 points against Xavier and made 12-of-12 charity tosses • played all 40 minutes against Georgia Tech, putting up 29 points and making 13-of-16 foul shots • scored 22 points on 7-of-14 shooting, including four three-pointers at Southern Illinois • was also one of three Hoosiers to post three blocks against the Salukis • was a perfect 6-for-6 from the charity stripe against Tennessee State • returned from injury in fashion, pouring in 26 points, including 17 in the first half, on 8-of-13 shooting against Western Carolina • made six three-pointers versus the Catamounts, including his first five attempts from long range • shot a perfect 10-for-10 from the free throw line en route to scoring 15 points to go along with his three steals and three assists against Coppin State • dropped in 22 points against Chicago State, 14 of them coming via another perfect performance from the free throw line (14-14) • scored the most points ever for an IU freshman in his Big Ten debut with 25 points at Iowa, surpassing Steve Alford's previous record of 24 points set in 1984 • shot 7-of-11 from the floor and 9-for-11 at the line against the Hawkeyes • scored 23 points on 9-of-16 shooting, including 4-of-7 from downtown at Michigan • totaled 17 points on 4-of-10 shooting from the field and 8-of-10 from the line against Illinois • scored 25 points on 8-of-17 shooting, including 5-of-11 from downtown against Penn State • also chipped in six rebounds and three assists versus the Nittany Lions. • did it all against Iowa, compiling 17 points on 7-of-11 shooting, four steals, three blocks, three assists and two rebounds • compiled 14 points, three boards, four assists and two steals against UConn.

| 2007-08 | FG | 3FG | FT | PTS | OFF | DEF | TOT | PF | A | TO | BLK | STL | MIN |
|----------------------|-------|------|-------|-----|-----|-----|-----|----|---|----|-----|-----|-----|
| Chattanooga | 9-15 | 7-11 | 8-10 | 33 | 0 | 6 | 6 | 4 | 4 | 2 | 1 | 3 | 35 |
| Longwood | 8-14 | 5-8 | 0-1 | 21 | 0 | 3 | 3 | 3 | 3 | 3 | 0 | 2 | 26 |
| UNCW | 8-12 | 2-5 | 12-13 | 30 | 0 | 1 | 1 | 2 | 6 | 2 | 0 | 3 | 34 |
| vs. Illinois State | 11-18 | 2-3 | 7-10 | 31 | 0 | 6 | 6 | 3 | 2 | 6 | 1 | 1 | 39 |
| vs. Xavier | 4-12 | 0-2 | 12-12 | 20 | 0 | 2 | 2 | 4 | 3 | 3 | 0 | 1 | 33 |
| Georgia Tech | 7-14 | 2-6 | 13-16 | 29 | 0 | 4 | 4 | 2 | 2 | 8 | 1 | 0 | 40 |
| at Southern Illinois | 7-14 | 4-7 | 4-6 | 22 | 0 | 4 | 4 | 1 | 1 | 3 | 3 | 3 | 40 |
| Tennessee St. | 1-4 | 0-2 | 6-6 | 8 | 0 | 2 | 2 | 2 | 0 | 2 | 1 | 1 | 12 |
| Western Carolina | 8-13 | 6-11 | 4-6 | 26 | 1 | 1 | 2 | 1 | 1 | 2 | 1 | 1 | 29 |
| Coppin State | 2-13 | 1-9 | 10-10 | 15 | 1 | 1 | 2 | 2 | 3 | 3 | 0 | 3 | 36 |
| Chicago State | 3-12 | 2-7 | 14-14 | 22 | 1 | 3 | 4 | 0 | 1 | 2 | 1 | 1 | 30 |
| at Iowa | 7-12 | 2-5 | 9-11 | 25 | 0 | 1 | 1 | 2 | 2 | 4 | 0 | 0 | 37 |
| at Michigan | 9-16 | 4-7 | 1-2 | 23 | 1 | 2 | 3 | 3 | 1 | 5 | 0 | 1 | 28 |
| Illinois | 4-10 | 1-6 | 8-10 | 17 | 0 | 2 | 2 | 3 | 2 | 4 | 1 | 0 | 36 |
| at Minnesota | 3-8 | 2-6 | 4-5 | 12 | 1 | 3 | 4 | 3 | 3 | 7 | 0 | 0 | 29 |
| Penn State | 8-17 | 5-11 | 4-4 | 25 | 0 | 6 | 6 | 1 | 3 | 1 | 0 | 0 | 39 |
| Iowa | 7-11 | 0-3 | 3-4 | 17 | 0 | 2 | 2 | 2 | 3 | 2 | 3 | 4 | 32 |
| Connecticut | 5-16 | 1-5 | 3-4 | 14 | 3 | 0 | 3 | 4 | 4 | 4 | 0 | 2 | 36 |


2007-08 HIGHS

Points 33 vs. Chattanooga, 11/12/07
 Rebounds ..6 (3x) last vs. Penn State, 1/20/08
 Assists 6 vs. UNCW, 11/20/07
 Blocks 3 (2x) last vs. Iowa, 1/23/08
 Steals 4 vs. Iowa, 1/23/08
 Minutes 40 (2x) last at So. Illinois, 12/1/07

CAREER STATS

OVERALL

| Year | GP | GS | Min | Avg | FG | FGA | Pct | 3FG | 3FGA | Pct | FT | FTA | Pct | Off | Def | Tot | Avg | PF | FO | Ast | TO | Blk | Stl | Pts | Avg |
|---------|----|----|-----|------|-----|-----|------|-----|------|------|-----|-----|------|-----|-----|-----|-----|----|----|-----|----|-----|-----|-----|------|
| 2007-08 | 18 | 18 | 591 | 32.8 | 111 | 231 | .481 | 46 | 114 | .404 | 122 | 144 | .847 | 8 | 49 | 57 | 3.2 | 42 | 0 | 44 | 63 | 13 | 25 | 390 | 21.7 |



BRANDON MCGEE

24 | FORWARD • 6-7 • 220 • FRESHMAN
 CHICAGO, ILL.
 CRANE




2007-08 Had two points, four rebounds and three steals against Longwood • grabbed one rebound against UNC Wilmington • dropped in seven points on 2-of-3 shooting against Tennessee State • hauled in an offensive rebound and picked up a steal against Kentucky • recorded seven rebounds (three offensive) and scored five points in 17 minutes of action against Western Carolina • scored five points by making both field goal attempts and his lone free throw shot against Chicago State • scored a bucket against Iowa.

| 2007-08 | FG | 3FG | FT | PTS | OFF | DEF | TOT | PF | A | TO | BLK | STL | MIN |
|--------------------|-----|-----|-----|-----|-----|-----|-----|----|---|----|-----|-----|-----|
| Chattanooga | 0-2 | 0-2 | 0-0 | 0 | 0 | 0 | 0 | 0 | 0 | 0 | 0 | 0 | 3 |
| Longwood | 1-3 | 0-0 | 0-0 | 2 | 0 | 4 | 4 | 0 | 0 | 0 | 0 | 3 | 14 |
| UNCW | 0-2 | 0-2 | 0-0 | 0 | 0 | 1 | 1 | 2 | 0 | 3 | 0 | 0 | 11 |
| vs. Illinois State | 0-0 | 0-0 | 0-0 | 0 | 0 | 1 | 1 | 1 | 0 | 0 | 1 | 0 | 5 |
| vs. Xavier | 0-0 | 0-0 | 0-0 | 0 | 0 | 1 | 1 | 1 | 0 | 0 | 0 | 0 | 2 |
| Tennessee St. | 2-3 | 1-2 | 2-2 | 7 | 1 | 0 | 1 | 1 | 0 | 1 | 0 | 0 | 13 |
| Kentucky | 0-0 | 0-0 | 0-0 | 0 | 1 | 0 | 1 | 0 | 0 | 0 | 0 | 1 | 6 |
| Western Carolina | 2-6 | 0-4 | 1-2 | 5 | 4 | 3 | 7 | 3 | 0 | 3 | 0 | 1 | 17 |
| Coppin State | 0-2 | 0-2 | 0-0 | 0 | 0 | 0 | 0 | 0 | 0 | 0 | 0 | 0 | 6 |
| Chicago State | 2-2 | 1-1 | 0-0 | 5 | 0 | 1 | 1 | 0 | 1 | 2 | 1 | 0 | 9 |
| at Michigan | 1-2 | 0-0 | 0-0 | 2 | 0 | 0 | 0 | 0 | 0 | 1 | 0 | 0 | 2 |
| at Minnesota | 0-0 | 0-0 | 0-0 | 0 | 0 | 0 | 0 | 0 | 0 | 0 | 0 | 0 | 1 |
| Iowa | 1-1 | 0-0 | 0-0 | 2 | 0 | 0 | 0 | 0 | 0 | 0 | 0 | 0 | 1 |

| 2007-08 HIGHS | |
|---------------|---------------------------------------|
| Points | 7, Tennessee State, 12/3/07 |
| Rebounds... | 7 vs. Western Carolina, 12/15/07 |
| Assists | 1 vs. Chicago State, 12/29/07 |
| Blocks | 1 (2x) last vs. Chicago St., 12/29/07 |
| Steals | 3 vs. Longwood, 11/18/07 |
| Minutes | 17 vs. Western Carolina, 12/15/07 |

CAREER STATS

| OVERALL | GP | GS | Min | Avg | FG | FGA | Pct | 3FG | 3FGA | Pct | FT | FTA | Pct | Off | Def | Tot | Avg | PF | FO | Ast | TO | Blk | Stl | Pts | Avg |
|---------|----|----|-----|-----|----|-----|------|-----|------|------|----|-----|------|-----|-----|-----|-----|----|----|-----|----|-----|-----|-----|-----|
| 2007-08 | 13 | 0 | 90 | 6.9 | 9 | 23 | .391 | 2 | 13 | .154 | 3 | 4 | .750 | 6 | 11 | 17 | 1.3 | 8 | 0 | 1 | 10 | 2 | 5 | 23 | 1.8 |



MIKE WHITE

30

FORWARD • 232 • SENIOR
 SPRING HILL, LA.
 SPRINGHILL/LEE (TEXAS) COLLEGE



2007-08: Ended talk of a redshirt season by playing 20 minutes against Georgia Tech and pulling in six rebounds, four off the offensive glass • played 21 minutes at Southern Illinois, hitting both of his field goal attempts for four points while grabbing three rebounds, two offensive • scored 11 points and pulled down eight rebounds (three offensive) in 30 minutes of action against Tennessee State • scored seven points, including 5-of-6 from the foul line, and grabbed four rebounds in his first start of the season against Kentucky • recorded 10 points, including 6-of-7 from the foul line and hauled in five rebounds against Coppin State • had four rebounds and a steal at Michigan • crashed the glass for three offensive rebounds (six total boards) against Illinois • also shot 2-for-3 for four points versus the Fighting Illini • totaled five rebounds at Minnesota, in addition to an assist, a steal and a block.

| 2007-08 | FG | 3FG | FT | PTS | OFF | DEF | TOT | PF | A | TO | BLK | STL | MIN |
|----------------------|-----|-----|-----|-----|-----|-----|-----|----|---|----|-----|-----|-----|
| Georgia Tech | 1-4 | 0-0 | 0-0 | 2 | 4 | 2 | 6 | 4 | 0 | 1 | 0 | 1 | 20 |
| at Southern Illinois | 2-2 | 0-0 | 0-0 | 4 | 2 | 1 | 3 | 2 | 0 | 2 | 0 | 0 | 21 |
| Tennessee St. | 3-6 | 0-0 | 5-8 | 11 | 3 | 5 | 8 | 4 | 0 | 2 | 0 | 2 | 30 |
| Kentucky | 1-4 | 0-0 | 5-6 | 7 | 2 | 1 | 3 | 4 | 1 | 1 | 0 | 1 | 29 |
| Western Carolina | 1-2 | 0-0 | 0-0 | 2 | 2 | 1 | 3 | 4 | 2 | 0 | 0 | 1 | 16 |
| Coppin State | 2-4 | 0-0 | 6-7 | 10 | 3 | 2 | 5 | 4 | 0 | 1 | 0 | 1 | 20 |
| Chicago State | 2-6 | 0-0 | 0-0 | 4 | 2 | 0 | 2 | 0 | 2 | 0 | 1 | 0 | 19 |
| at Iowa | 0-1 | 0-0 | 0-0 | 0 | 0 | 1 | 1 | 3 | 1 | 1 | 0 | 1 | 14 |
| at Michigan | 1-5 | 0-0 | 0-0 | 2 | 1 | 3 | 4 | 2 | 0 | 1 | 0 | 1 | 22 |
| Illinois | 2-3 | 0-0 | 0-3 | 4 | 3 | 3 | 6 | 2 | 1 | 1 | 0 | 0 | 19 |
| at Minnesota | 0-0 | 0-0 | 0-0 | 0 | 1 | 4 | 5 | 3 | 1 | 3 | 1 | 1 | 18 |
| Penn State | 1-3 | 0-0 | 0-0 | 2 | 0 | 2 | 2 | 1 | 0 | 0 | 0 | 1 | 12 |
| Iowa | 0-0 | 0-0 | 0-0 | 0 | 1 | 0 | 1 | 0 | 0 | 0 | 0 | 0 | 1 |
| Connecticut | 0-1 | 0-0 | 0-0 | 0 | 3 | 0 | 3 | 1 | 0 | 1 | 0 | 0 | 15 |

2007-08 HIGHS

Points11 vs. Tennessee State, 12/3/07
 Rebounds8 vs. Tennessee State, 12/3/07
 Assists2 (2x) last vs. Chicago St., 12/29/07
 Blocks1 (2x) at Minnesota, 1/17/08
 Steals2 vs. Tennessee State, 12/3/07
 Minutes30 vs. Tennessee State, 12/3/07


CAREER HIGHS

Points12 Penn State, 3/3/07
 Rebounds ..8 (2x) last Tennessee St., 12/3/07
 Assists2 (4x) last vs. Chicago St., 12/29/07
 Blocks2 Western Illinois, 12/6/06
 Steals2 (4x) last Tennessee State, 12/3/07
 Minutes32 at Connecticut, 1/20/07

CAREER STATS

OVERALL


| Year | GP | GS | Min | Avg | FG | FGA | Pct | 3FG | 3FGA | Pct | FT | FTA | Pct | Off | Def | Tot | Avg | PF | FO | Ast | TO | Blk | Stl | Pts | Avg |
|--------------|-----------|-----------|------------|-------------|-----------|------------|-------------|----------|----------|-------------|-----------|-----------|-------------|-----------|-----------|------------|------------|-----------|----------|-----------|-----------|-----------|-----------|------------|------------|
| 2006-07 | 29 | 7 | 333 | 11.5 | 34 | 66 | .515 | 0 | 0 | .000 | 28 | 55 | .509 | 26 | 38 | 64 | 2.2 | 46 | 2 | 7 | 16 | 10 | 12 | 96 | 3.3 |
| 2007-08 | 14 | 10 | 256 | 18.3 | 16 | 41 | .390 | 0 | 0 | .000 | 16 | 24 | .667 | 27 | 25 | 52 | 3.7 | 34 | 0 | 8 | 14 | 2 | 10 | 48 | 3.4 |
| TOTAL | 43 | 17 | 589 | 13.7 | 50 | 107 | .467 | 0 | 0 | .000 | 44 | 79 | .557 | 53 | 63 | 116 | 2.7 | 80 | 2 | 15 | 30 | 12 | 22 | 144 | 3.3 |



ELI HOLMAN

32

FORWARD • 6-9 • 210 • FRESHMAN
RICHMOND, CALIF.
RICHMOND



2007-08: Had four points and six rebounds against Longwood • added two blocks • scored two points and grabbed three rebounds against UNC Wilmington • out indefinitely with a left wrist injury.

| 2007-08 | FG | 3FG | FT | PTS | OFF | DEF | TOT | PF | A | TO | BLK | STL | MIN |
|--------------------|-----|-----|-----|-----|-----|-----|-----|----|---|----|-----|-----|-----|
| Chattanooga | 0-0 | 0-0 | 0-0 | 0 | 0 | 0 | 0 | 0 | 0 | 0 | 0 | 0 | 3 |
| Longwood | 1-4 | 0-0 | 2-4 | 4 | 3 | 3 | 6 | 3 | 0 | 2 | 2 | 1 | 20 |
| UNCW | 1-3 | 0-0 | 0-0 | 2 | 1 | 2 | 3 | 2 | 0 | 1 | 0 | 0 | 13 |
| vs. Illinois State | 0-0 | 0-0 | 0-0 | 0 | 0 | 0 | 0 | 2 | 1 | 0 | 1 | 0 | 5 |
| vs. Xavier | 0-0 | 0-0 | 0-0 | 0 | 0 | 0 | 0 | 0 | 0 | 0 | 0 | 0 | 2 |
| Kentucky | 0-1 | 0-0 | 0-0 | 0 | 1 | 0 | 1 | 0 | 0 | 0 | 0 | 0 | 2 |

2007-08 HIGHS

| | |
|----------------|---------------------------------|
| Points | 4 vs. Longwood, 11/18/07 |
| Rebounds | 6 vs. Longwood, 11/18/07 |
| Assists | 1, vs. Illinois State, 11/23/07 |
| Blocks | 2 vs. Longwood, 11/18/07 |
| Steals | 1 vs. Longwood, 11/18/07 |
| Minutes | 20 vs. Longwood, 11/18/07 |

CAREER STATS

OVERALL

| Year | GP | GS | Min | Avg | FG | FGA | Pct | 3FG | 3FGA | Pct | FT | FTA | Pct | Off | Def | Tot | Avg | PF | FO | Ast | TO | Blk | Stl | Pts | Avg |
|---------|----|----|-----|-----|----|-----|------|-----|------|------|----|-----|------|-----|-----|-----|-----|----|----|-----|----|-----|-----|-----|-----|
| 2007-08 | 6 | 0 | 45 | 7.5 | 2 | 8 | .250 | 0 | 0 | .000 | 2 | 4 | .500 | 5 | 5 | 10 | 1.7 | 7 | 0 | 1 | 3 | 3 | 1 | 6 | 1.0 |



ADAM AHLFELD

34 | GUARD • 6-0 • 193 • SENIOR
 INDIANAPOLIS, IND.
 NORTH CENTRAL



2007-08: Saw his first action of the season against Longwood • tied his career high with three points against UNC Wilmington, on 3-of-4 shooting from the foul line in four minutes of action • also tied a career high with two rebounds • pulled down an offensive rebound against Coppin State • looks to join father Steve (1972-75) as the first father/son combo to play hoops for four years at IU and earn a degree.

| 2007-08 | FG | 3FG | FT | PTS | OFF | DEF | TOT | PF | A | TO | BLK | STL | MIN |
|------------------|-----|-----|-----|-----|-----|-----|-----|----|---|----|-----|-----|-----|
| Longwood | 0-0 | 0-0 | 0-0 | 0 | 0 | 0 | 0 | 1 | 0 | 0 | 0 | 0 | 3 |
| UNCW | 0-0 | 0-0 | 3-4 | 3 | 0 | 2 | 2 | 0 | 0 | 0 | 0 | 0 | 4 |
| Kentucky | 0-0 | 0-0 | 0-0 | 0 | 0 | 0 | 0 | 0 | 0 | 0 | 0 | 0 | 1 |
| Western Carolina | 0-0 | 0-0 | 0-0 | 0 | 0 | 0 | 0 | 0 | 0 | 0 | 0 | 0 | 2 |
| Coppin State | 0-0 | 0-0 | 0-0 | 0 | 1 | 0 | 1 | 0 | 0 | 0 | 0 | 0 | 1 |
| Chicago State | 0-0 | 0-0 | 0-0 | 0 | 0 | 0 | 0 | 0 | 0 | 0 | 0 | 0 | 1 |
| at Michigan | 0-0 | 0-0 | 0-0 | 0 | 0 | 0 | 0 | 0 | 0 | 0 | 0 | 0 | 1 |
| Iowa | 0-0 | 0-0 | 0-0 | 0 | 0 | 0 | 0 | 0 | 0 | 0 | 0 | 0 | 1 |

2007-08 HIGHS

| | |
|---------------|----------------------|
| Points..... | 3 vs. UNCW, 11/20/07 |
| Rebounds..... | 2 vs. UNCW, 11/20/07 |
| Assists..... | N/A |
| Blocks..... | N/A |
| Steals..... | N/A |
| Minutes..... | 4 vs. UNCW, 11/20/07 |


CAREER HIGHS

| | |
|---------------|--------------------------------|
| Points..... | 3 (2x) last vs. UNCW, 11/20/07 |
| Rebounds..... | 2 (2x) last vs. UNCW, 11/20/07 |
| Assists..... | 1 (3x) Penn State, 3/3/07 |
| Blocks..... | N/A |
| Steals..... | N/A |
| Minutes..... | 4 vs. UNCW, 11/20/07 |

CAREER STATS


OVERALL

| Year | GP | GS | Min | Avg | FG | FGA | Pct | 3FG | 3FGA | Pct | FT | FTA | Pct | Off | Def | Tot | Avg | PF | FO | Ast | TO | Blk | Stl | Pts | Avg |
|--------------|-----------|----------|-----------|------------|----------|----------|-------------|----------|----------|-------------|----------|----------|-------------|----------|----------|-----------|------------|----------|----------|----------|----------|----------|----------|----------|------------|
| 2004-05 | 2 | 0 | 3 | 1.5 | 0 | 1 | .000 | 0 | 1 | .000 | 0 | 0 | .000 | 0 | 1 | 1 | 0.5 | 0 | 0 | 0 | 0 | 0 | 0 | 0 | 0.0 |
| 2005-06 | 4 | 0 | 8 | 2.0 | 1 | 1 | 1.000 | 1 | 1 | 1.000 | 2 | 2 | 1.000 | 3 | 0 | 3 | 0.8 | 0 | 0 | 2 | 1 | 0 | 0 | 5 | 1.3 |
| 2006-07 | 5 | 0 | 8 | 1.6 | 0 | 0 | .000 | 0 | 0 | .000 | 0 | 0 | .000 | 1 | 2 | 3 | 0.6 | 0 | 0 | 1 | 0 | 0 | 0 | 0 | 0.0 |
| 2007-08 | 8 | 0 | 14 | 1.8 | 0 | 0 | .000 | 0 | 0 | .000 | 3 | 4 | .750 | 1 | 2 | 3 | 0.4 | 1 | 0 | 0 | 0 | 0 | 0 | 2 | 0.4 |
| TOTAL | 19 | 0 | 33 | 1.7 | 1 | 2 | .500 | 1 | 2 | .500 | 5 | 6 | .833 | 5 | 5 | 10 | 0.5 | 1 | 0 | 3 | 1 | 0 | 0 | 8 | 0.4 |



KYLE TABER

44 | FORWARD • 6-7 • RS JUNIOR
EVANSVILLE, IND.
CENTRAL



2007-08: Originally a walk-on who was awarded a scholarship this fall • had two rebounds in five minutes of play against Longwood • grabbed two offensive rebounds in five minutes against UNC Wilmington • pulled down a rebound in the Tennessee State game • grabbed six rebounds, blocked a shot and made a free throw in 12 minutes played against Western Carolina • recorded a steal in six minutes of action against Coppin State • scored a career-high four points by making both of his field goal attempts against Chicago State • also grabbed three rebounds versus the Cougars.

| 2007-08 | FG | 3FG | FT | PTS | OFF | DEF | TOT | PF | A | TO | BLK | STL | MIN |
|--------------------|-----|-----|-----|-----|-----|-----|-----|----|---|----|-----|-----|-----|
| Longwood | 0-1 | 0-0 | 0-0 | 0 | 2 | 0 | 2 | 0 | 1 | 1 | 0 | 0 | 5 |
| UNCW | 0-0 | 0-0 | 0-0 | 0 | 2 | 0 | 2 | 0 | 0 | 0 | 0 | 0 | 5 |
| vs. Illinois State | 0-0 | 0-0 | 0-0 | 0 | 0 | 1 | 1 | 0 | 0 | 0 | 0 | 0 | 1 |
| Tennessee St. | 0-0 | 0-0 | 0-0 | 0 | 1 | 0 | 1 | 0 | 0 | 0 | 0 | 0 | 1 |
| Kentucky | 0-0 | 0-0 | 0-0 | 0 | 0 | 0 | 0 | 0 | 0 | 0 | 0 | 0 | 1 |
| Western Carolina | 0-0 | 0-0 | 1-3 | 1 | 1 | 5 | 6 | 1 | 0 | 0 | 1 | 0 | 12 |
| Coppin State | 0-0 | 0-0 | 0-0 | 0 | 0 | 0 | 0 | 1 | 0 | 0 | 0 | 1 | 6 |
| Chicago State | 2-2 | 0-0 | 0-0 | 4 | 1 | 2 | 3 | 1 | 0 | 0 | 0 | 0 | 8 |
| Iowa | 0-0 | 0-0 | 0-0 | 0 | 0 | 1 | 1 | 0 | 0 | 0 | 0 | 0 | 1 |

| | |
|--|--|
| 2007-08 HIGHS | CAREER HIGHS |
| Points 4 vs. Chicago State, 12/29/07 | Points 4 vs. Chicago State, 12/29/07 |
| Rebounds... 6 vs. Western Carolina, 12/15/07 | Rebounds... 6 vs. Western Carolina, 12/15/07 |
| Assists 1 vs. Longwood, 11/18/07 | Assists 1 vs. Longwood, 11/18/07 |
| Blocks 1 vs. Western Carolina, 12/15/07 | Blocks 1 (2x) last vs. W. Carolina, 12/15/07 |
| Steals 1 vs. Coppin State, 12/22/07 | Steals 1 (4x) last vs. Coppin State, 12/22/07 |
| Minutes 12 vs. Western Carolina, 12/15/07 | Minutes 12 vs. Western Carolina, 12/15/07 |

CAREER STATS

| OVERALL | GP | GS | Min | Avg | FG | FGA | Pct | 3FG | 3FGA | Pct | FT | FTA | Pct | Off | Def | Tot | Avg | PF | FO | Ast | TO | Blk | Stl | Pts | Avg |
|--------------|-----------|----------|-----------|------------|----------|----------|-------------|----------|----------|-------------|----------|----------|-------------|----------|-----------|-----------|------------|----------|----------|----------|----------|----------|----------|-----------|------------|
| 2005-06 | 3 | 0 | 4 | 1.3 | 2 | 2 | 1.000 | 0 | 0 | .000 | 0 | 0 | .000 | 0 | 0 | 0 | 0.0 | 0 | 0 | 0 | 0 | 0 | 2 | 4 | 1.3 |
| 2006-07 | 6 | 0 | 10 | 1.7 | 1 | 2 | .500 | 0 | 0 | .000 | 0 | 0 | .000 | 2 | 1 | 3 | 0.5 | 2 | 0 | 0 | 2 | 1 | 1 | 2 | 0.3 |
| 2007-08 | 9 | 0 | 40 | 4.4 | 2 | 3 | .667 | 0 | 0 | .000 | 1 | 3 | .333 | 7 | 9 | 16 | 1.8 | 3 | 0 | 1 | 1 | 1 | 5 | 0.6 | |
| TOTAL | 18 | 0 | 54 | 3.0 | 5 | 7 | .714 | 0 | 0 | .000 | 1 | 3 | .333 | 9 | 10 | 19 | 1.1 | 5 | 0 | 1 | 3 | 2 | 4 | 11 | 0.6 |