

INDIANA HOOSIERS

ATHLETIC MEDIA RELATIONS • J.D. CAMPBELL • DIRECTOR/MBB CONTACT
E-MAIL - JC56@INDIANA.EDU • CELL - (812) 322-1437 • IUHOOSIERS.COM

2007-2008 INDIANA MEN'S BASKETBALL SCHEDULE

| Date | Opponent | Time | TV/Result |
|--|----------------------|-----------|----------------|
| November | | | |
| 4 | NORTH ALABAMA | Noon | W, 121-76 |
| 10 | UNC PEMBROKE | 8 p.m. | W, 111-62 |
| (both above games are exhibitions) | | | |
| 12 | CHATTANOOGA | 7 p.m. | W, 99-77 |
| CHICAGO INVITATIONAL CHALLENGE | | | |
| 18 | LONGWOOD | Noon | W, 100-49 |
| 20 | UNC WILMINGTON | 7 p.m. | W, 95-71 |
| 23 | Illinois State | 8:30 p.m. | W, 70-57 |
| 24 | Xavier | 8:30 p.m. | L, 65-80 |
| (Sears Centre, Hoffman Estates, Illinois) | | | |
| BIG TEN/ACC CHALLENGE | | | |
| 27 | GEORGIA TECH | 7 p.m. | W, 83-79 |
| December | | | |
| 1 | at Southern Illinois | 9:30 p.m. | W, 64-51 |
| 3 | TENNESSEE STATE | 7 p.m. | W, 84-72 |
| 8 | KENTUCKY | 4 p.m. | W, 70-51 |
| 15 | WESTERN CAROLINA | 8 p.m. | W, 100-52 |
| 22 | COPPIN STATE | Noon | W, 73-46 |
| 29 | CHICAGO STATE | 7 p.m. | W, 97-59 |
| January | | | |
| 2 | at Iowa | 9 p.m. | W, 79-76 |
| 8 | at Michigan | 7 p.m. | W, 78-64 |
| 13 | ILLINOIS | 4:30 p.m. | W, 62-58 |
| 17 | at Minnesota | 9 p.m. | W, 65-60 |
| 20 | PENN STATE | 2 p.m. | W, 81-65 |
| 23 | IOWA | 9 p.m. | W, 65-43 |
| 26 | CONNECTICUT | 1 p.m. | L, 63-68 |
| 31 | at Wisconsin | 9 p.m. | L, 49-62 |
| February | | | |
| 3 | NORTHWESTERN | Noon | W, 75-63 |
| 7 | at Illinois | 9 p.m. | W, 83-79 (201) |
| 10 | at Ohio State | 1 p.m. | W, 59-53 |
| 13 | WISCONSIN | 7 p.m. | L, 66-68 |
| 16 | MICHIGAN STATE | 9 p.m. | W, 80-61 |
| 19 | PURDUE | 7 p.m. | W, 77-68 |
| 23 | at Northwestern | 8 p.m. | W, 85-82 |
| 26 | OHIO STATE | 7 p.m. | W, 72-69 |
| March | | | |
| 2 | at Michigan State | 2 p.m. | L, 74-103 |
| 5 | MINNESOTA | 7 p.m. | W, 69-55 |
| 9 | at Penn State | 2 p.m. | ESPN |
| 13-16 at Big Ten Tournament (Indianapolis) | | | |

INDIANA AT PENN STATE, 2:05 P.M.

March 9, 2008 • Bryce Jordan Center (15,261)
University Park, Pa. • IU leads series, 27-3
Last Meeting: at IU 81, Penn State 65 (1/20/08)



**#17/18 Indiana (25-5, 14-3 Big Ten)
at Penn State (14-15, 6-11 Big Ten)**



IU Radio Network (Don Fischer, Todd Leary and Joe Smith)
ESPN (Dave O'Brien and Bob Valvano)

THE OPENING TIP

The Indiana men's basketball team is ranked 17th in the ESPN/USA Today Coaches Poll and 18th by AP and will look to continue its quest for a share of the Big Ten championship in its season finale at Penn State. The Hoosiers boast two All-Americans and the top two scorers in the conference in freshman **Eric Gordon** (21.3) and senior **D.J. White** (17.0). White also leads the league in rebounds, averaging 10.2 per game. Both were named first team All-District by the NABC and second team All-America by Sports Illustrated. The leading candidate for Big Ten Player of the Year, White has been named the league's Player of the Week four times, the second most in Big Ten history. Both White and Gordon are among the top 30 midseason candidates for the Wooden and Naismith Awards. Gordon, a favorite for Big Ten Freshman of the Year, has set the IU record for freshman scoring with 619 points. Sophomore **Armon Bassett** has stepped up his play as of late, reaching double figures in five straight games for the first time in his career. Bassett is the top three-point shooter in the league (47.7%) and is third on the team scoring (11.4). Junior **Jamarcus Ellis** had his third double-double of the season with 10 points and 13 boards against Minnesota. IU defeated Penn State, 81-65, in the first meeting of the season between the two teams in Bloomington on January 20. The Hoosiers are 27-3 all-time against the Nittany Lions and hold a 10-3 advantage in Happy Valley.

THE COACHES

Former Indiana player and assistant coach **Dan Dakich** was named interim head coach on February 22. He is 3-1 with Indiana and 159-141 overall as a head coach. He steps in for **Kelvin Sampson** who resigned after guiding Indiana to a 43-15 record in less than two years and notched a 498-272 mark in 25 years as a head coach. Dakich returned to IU this year after serving as the head coach for 10 seasons at Bowling Green. He was the third winningest coach in Falcon history with a 156-140 mark. Dakich helped the Indiana program win 73.7 percent (305-105) of its games over the 12+ years he served as an assistant coach, while the Hoosiers were winning over 70 percent of their Big Ten contests. He was a graduate assistant from 1985-87 before being named full-time prior to the 1987-88 campaign. He left after the 1996-97 season to go to BG.

Coach **Ed DeChellis** is in his fifth season at Penn State and his 12th season overall. DeChellis in 56-91 with the Nittany Lions and 161-184 overall. He holds a 1-6 mark against the Hoosiers, including a 1-2 home mark.

UP NEXT

Indiana has clinched an opening day bye and will be either the #2 or #3 seed at the Big Ten Tournament in Indianapolis. The #2 seed will play at 6:40 p.m. and the #3 seed at 9:10 p.m. on March 14 at Conesco Fieldhouse. The game will be televised by the Big Ten Network.

HOOSIER HISTORY

IU is third all-time in NCAA Championships (5), fifth in NCAA Tournament appearances (34), sixth in NCAA Tournament victories (60), seventh in Final Four appearances (8) and 10th in overall victories (1,634).

Indiana has won 20 Big Ten Championships with the last coming in 2002. The Hoosiers have the best winning percentage in conference games only at 60.0%. No team has had more All-Big Ten selections than IU with 51.

Indiana has won 18 of its last 19 games at Assembly Hall against Big Ten foes and is 31-2 against the league in Bloomington since 2005.

BIG TEN STANDINGS

| | |
|---------------------|-------------|
| Wisconsin..... | 15-2, 25-4 |
| Indiana..... | 14-3, 25-5 |
| Purdue..... | 14-3, 23-7 |
| Michigan State..... | 12-5, 24-6 |
| Ohio State..... | 9-8, 18-12 |
| Minnesota..... | 8-9, 18-11 |
| Penn State..... | 6-11, 14-15 |
| Iowa..... | 6-12, 13-17 |
| Michigan..... | 5-12, 9-20 |
| Illinois..... | 4-13, 12-18 |
| Northwestern..... | 1-16, 8-20 |

This Week

March 8
 Minnesota at Illinois
 Wisconsin at Northwestern

March 9
 Michigan State at Ohio State
 Indiana at Penn State
 Purdue at Michigan

Hoosiers Named All-America

• Senior **D.J. White** and freshman **Eric Gordon** were named second team All-America by Sports Illustrated.

• Gordon leads the league in scoring (21.3), is third in the league in free throw percentage (85.3) and fifth in three-point field goals made (2.28). He has made (215) and attempted (252) more free throws than any other player in the league. The last freshman to lead the Big Ten in scoring was Minnesota's Kris Humphries (21.7) in 2004.

• **D.J. White** has recorded 18 double-doubles in his last 26 outings. He is currently second in the league in scoring (17.0), first in the league in rebounds (10.4) and field goal percentage (60.6), and fourth in the league in blocked shots (1.63). He moved into 20th place on the school's all-time scoring list with 1,382 points and into 14th all-time at IU with 714 rebounds. He is averaging 17.6 points and 10.6 rebounds in Big Ten action.

• **D.J. White** was named IU's Scholar-Athlete of the Month for January.

• **Jamarcus Ellis** is third in the Big Ten in rebounding (7.3) and eighth in assists (3.5). He had a career-high 13 rebounds against Minnesota.

• The Hoosiers lead the league in scoring (76.1), free throw percentage (76.8), rebounding (37.9) and defensive rebounding (26.37). Indiana sits in the top three in nine total statistical categories.

2007-08 ROSTER

| No. | Name | Ht. | Wt. | Pos. | YR/EXP | Hometown/High School/Last College |
|-----|---|-----|-----|------|--------|---|
| 1 | <u>Arnon Bassett</u> | 6-1 | 176 | G | SO/1L | Terre Haute, Ind./Hargrave Military Academy |
| | Preseason All-Big Ten (<i>ATHLON</i>)... two-year starter who is averaging 11.4 points... had 18 points against UConn on a career-high six triples... poured in 11 second half points to key comeback against Illinois... hit 6-of-8 overall and 5-of-6 beyond the arc for 17 points against Penn State... scored 16 points, including 8-for-8 free throws, at Illinois... netted 16 points, including 4-of-4 from downtown, with a career-high eight rebounds and four assists against Purdue... scored a season-high 24 points and played the full 40 minutes at Northwestern... 23 points on 7-of-11 shooting vs. Ohio State... leads the league, shooting 47.7% from downtown. | | | | | |
| 2 | DeAndre Thomas | 6-8 | 295 | F | JR/JC | Chicago, Ill./Westinghouse/Chipola JC |
| | Lost 59 pounds in the offseason... made first career start against Longwood... averaging 3.7 points... tied season-high with 11 points and five rebounds against Kentucky... received fifth start of the season against Iowa... recorded 10 points and four rebounds in 16 minutes vs. Michigan State. | | | | | |
| 3 | <u>D.J. White</u> | 6-9 | 251 | F | SR/3L | Tuscaloosa, Ala./Hillcrest |
| | Second team All-American (Sports Illustrated)... first team NABC All-District... averaging 17.6 points and 10.6 rebounds in league play... four-time Big Ten Player of the Week (12/3, 12/10, 1/14, 2/4)... active IU leader with 93 starts... averaging 17.0 points, 10.2 boards and shooting 60.6 from the field... has 18 double-doubles this season... named National Player of the Week by Rivals.com (12/10)... 21 points and career-high 22 boards at Michigan... shot 8-of-11 for 22 points against Penn State... game highs of 22 points and 17 rebounds in 38 minutes at Wisconsin... 26 points on 9-of-11 shooting and 13 boards against Northwestern... 21 points (10-of-15 from field), 13 boards and two blocks in 40 minutes at Ohio State... had 19 points and 15 rebounds vs. Purdue... 16 points and 11 boards at Northwestern... on Wooden and Naismith Award Midseason Watch lists. | | | | | |
| 4 | Brett Finkelmeier | 6-0 | 170 | G | FR/HS | Carmel, Ind./Carmel |
| | First-year walk-on... hit two free throws, his first collegiate points, against WCU. | | | | | |
| 5 | Jordan Crawford | 6-4 | 195 | G | FR/HS | Detroit, Mich./Communication and Media Arts |
| | Averaging 10.3 points... had 20 points in his first career start against Kentucky... scored 16 points, 14 in the first half, and hit a career-best four trifectas at Minnesota... had 18 points, including a pair of clutch threes in overtime at Illinois... started at Ohio State and added eight points, seven assists, six rebounds and three steals in 31 minutes... added 12 points, five rebounds and five assists in 27 minutes of the bench vs. Michigan State... carded a career-high 21 points on 6-of-7 from the field with five assists and four rebounds at Northwestern... scored 12 in 27 minutes at Michigan State... seventh among Big Ten frosh in scoring. | | | | | |
| 13 | <u>Jamarcus Ellis</u> | 6-5 | 200 | G/F | JR/JC | Chicago, Ill./Westinghouse/Chipola JC |
| | 2007 NJCAA Player of the Year who is averaging 7.1 points, 7.3 rebounds and 3.5 assists... three double-doubles this season... had 15 points, seven boards, seven assists and five steals at Iowa... knocked in 5-of-6 for 12 points to go along with eight assists, five boards and three steals in 38 minutes against Penn State... had 12 points, eight boards and four assists in win vs. Iowa... pulled down a career-high 13 rebounds at Wisconsin... scored 12 points with four rebounds, three assists and four steals in a team-high 37 minutes vs. Michigan State... netted a double-double with 10 points and a career-high matching 13 rebounds vs. Minnesota. | | | | | |
| 22 | <u>Lance Stemler</u> | 6-8 | 210 | F | SR/1L | Columbia, Ill./Gibault/Southwestern Illinois CC |
| | Made 33rd career start and eighth of the Big Ten season vs. Minnesota... season-high 15 points against Georgia Tech... had nine points against Coppin State... accounted for game-winning points with a 3-pointer at the 1:28 mark at Minnesota... averaging 4.6 points and 3.1 rebounds. | | | | | |
| 23 | <u>Eric Gordon</u> | 6-4 | 215 | G | FR/HS | Indianapolis, Ind./North Central |
| | Second team All-American (Sports Illustrated)... First team NABC All-District... averaging a Big Ten-best 21.3 points per game and named Big Ten Co-Player of the Week (11/19)... first player in school history to open career with seven straight 20+ point performances... named ESPN.com National Player of the Week (12/3)... named Mid-season All-American and All-Freshman by Rivals.com... tallied a game-high 25 points and added six rebounds and three assists in 38 minutes against Penn State... recorded 17 points on 7-of-11 shooting with four steals, three blocks and three assists in win over Iowa... scorched Northwestern for a Big Ten career-best 29 points, hitting six treys... 23 points against Wisconsin... collected 28 points in 31 minutes vs. Michigan State... hit 13-of-15 from the charity stripe en route to 22 points against Purdue... hit 13-of-16 from the line and scored 18 points at Northwestern... named to Wooden and Naismith Award Midseason Watch lists... scored 22 points at Michigan State and recorded 18th 20-plus game with 20 vs. Minnesota. | | | | | |
| 24 | Brandon McGee | 6-7 | 220 | F | FR/HS | Chicago, Ill./Crane |
| | Had a season-high seven points against Tennessee State... added five against Chicago State. | | | | | |
| 30 | Mike White | 6-6 | 232 | F | SR/1L | Springhill, La./Springhill/Lee College |
| | Planned to redshirt but is averaging 2.5 points and 2.8 rebounds since peeling off redshirt against Georgia Tech (20 games)... had 10 points and five boards against Coppin State. | | | | | |
| 32 | Eli Holman | 6-9 | 210 | C | FR/HS | Richmond, Calif./Richmond |
| | Had four points and six rebounds against Longwood... out indefinitely with a left wrist injury. | | | | | |
| 34 | Adam Ahlfeld | 6-0 | 183 | G | SR/2L | Indianapolis, Ind./North Central |
| | Walk-on who looks to join father Steve (1972-75) as the first father/son combo to play hoops for four years at IU and earn a degree... tied career-high with three points against UNC Wilmington | | | | | |
| 44 | Kyle Taber | 6-7 | 226 | F | JR/1L | Evansville, Ind./Evansville Central |
| | Awarded a scholarship this fall... career-high six rebounds against WCU... received first career start and grabbed four boards in 24 minutes vs. Northwestern... played 21 minutes and had two points and three rebounds at Illinois... added two points, two boards and a steal in 18 minutes vs. Michigan State... a career-best six points, five rebounds and two assists in 21 minutes vs. Purdue. | | | | | |

Interim Head Coach: Dan Dakich (Indiana, '85) 3-1 at IU, 159-141 (11 Years as a Head Coach)
 Assistant Head Coach: Ray McCallum (Ball State, '83)
 Assistant Coaches: Jeff Meyer (Taylor, '76), Travis Steele (Butler, '04)
 Trainer: Tim Garl (Alabama '78) Strength and Conditioning: Jeff Watkinson (North Carolina State, '93)
 Graduate Managers: Bilal Batley (Oklahoma, '07), Kellen Sampson (Oklahoma, '07)

HOOSIER HIGHLIGHTS

TEAMMATES COMPETE FOR SCORING TITLE

Freshman **Eric Gordon** and senior **D.J. White** are looking to become the first teammates to finish first and second in the scoring race in the Big Ten since Michigan's Glen Rice and Gary Grant achieved the feat in 1987-88.

INDIANA AND THE BIG TEN MVP

If either White or Gordon is chosen as the league's MVP, it would mark the third time since the 2000 season that a Hoosier has been selected as the top player in the conference. Since the new millennium, A.J. Guyton shared the honor in 2000 and Jared Jeffries captured the award in 2002. Illinois has had three honorees this decade with Dee Brown (2005), Brian Cook (2003), and Frank Williams (2001), while Wisconsin saw Alando Tucker (2007) and Devin Harris (2004) recognized. Morris Peterson from Michigan State (2000) and Terence Dials from Ohio State (2006) also received the honor.

INDIANA LEADING THE BIG TEN IN...

Conference Games Only

With their 71.7 scoring average the Hoosiers are looking to lead the Big Ten in scoring for the second straight year. Last year, Indiana averaged 70.3 points per game.

The Hoosiers are leading the league in free throw percentage at 78.0%. They last led the Big Ten at the line in 1997 when they shot 78.6%.

Indiana is first in the league in rebound margin +6.2 and has not been the best in the Big Ten in that category since 1982 (+4.4).

All Games

Eric Gordon would be the third Hoosier this decade to lead the league in scoring, joining Bracey Wright (18.3, 2005) and A.J. Guyton (19.7, 2000). He needs to score 40 points to break the Big Ten freshman scoring record of 658 set by Michael Redd of Ohio State in 1998.

D.J. White is looking to become the first Hoosier to lead the league in rebounding since George McGinnis in 1971 (14.9). Alan Henderson led the league in conference games only (10.3) in 1994.

White also is trying to become the first Indiana player since Alan Henderson (60.9) in 1995 to lead the conference in field goal percentage.

GORDON COULD BREAK FT RECORD

Freshman **Eric Gordon** is challenging the all-time school record for free throws made in a season. Don Schlundt made 249 in 1952-53. Gordon has made 215 in the 29 games he has played this season.

TABER SHOWED GLIMPSES IN BAHAMAS

Former walk on **Kyle Taber** averaged 7.0 rebounds on the team's three-game trip to the Bahamas over Labor Day weekend. Taber, who had his first dunk as a collegian against Purdue, has made 9-of-12 field goal attempts this year.

MORE NEW NOTES

IU set a new school record with its 16th home victory of the season following its win over Ohio State. The previous record was 15 wins, set on three occasions in 1986-87, 1992-93 and 2006-07. Indiana finished the season with a 17-2 mark on the Branch McCracken Court.

Indiana's 25 regular-season wins are the most since the 1992-93 squad went 28-3 and its 14 conference triumphs are the most since the 1992-93 team went 17-1.

Sophomore **Armon Bassett** has put together five straight double-digit scoring efforts for the first time in his career. He had 16 points and a career-high eight rebounds against Purdue, added a career-best 24 points at Northwestern, poured in 23 vs. Ohio State, collected 13 at Michigan State and 11 vs. Minnesota. Indiana is 12-2 when he hits two three-pointers or more in a game this season.

Since the UConn game on Jan. 26, D.J. White has played at least 36 minutes in 10-of-12 games. He left the Michigan State game on February 16 with an injury and only played 15 minutes. White played a career-high 48 minutes at Illinois, all 40 at Ohio State, 39 vs. UConn, 38 three times, 37 once and 36 three times.

D.J. White, Eric Gordon, Armon Bassett and Jamarcus Ellis have started together the last six contests and are 10-1 when taking the floor to open games this season.

Dan Dakich served for 410 games as an assistant coach at Indiana before being named interim head coach on February 22. Indiana was 305-105 in those games.

The Hoosiers earned a 34-30 advantage on the glass vs. Minnesota, improving to 20-2 when outrebounding an opponent this season.

Video coordinator Travis Steele will serve as an assistant coach the remainder of the season.

The Hoosiers scored 85 points, their highest total in league play this season, at Northwestern. Indiana has reached 80 points four times in conference action, posting a 4-0 mark and 11 times overall this season (11-0).

For the season, the Hoosiers have connected on 153-of-191 charity tosses (80.1%) in the final five minutes of contests this season.

Former Hoosier Players As Head Coach

Dan Dakich (81-85), Current
Lou Watson (47-50), 1966-71
Branch McCracken (28-30), 1939-65
Everett Dean (19-21), 1925-38

GORDON GETTING TO THE LINE

Freshman **Eric Gordon** is averaging 12.0 free throw attempts and has made 61-of-72 (84.7 %) charity tosses over the last six games. He had his Big Ten season high of 29 points against Northwestern on February 3, where he hit 13 free throws for the second straight contest (Purdue). Gordon hit 12-of-14 against Minnesota and has connected on 10-plus free throws on nine occasions this season. The Hoosiers are 8-1 in those games.

D.J. WHITE AND ERIC GORDON

D.J. White and Eric Gordon are having one of the best seasons in school history by a pair of Hoosier teammates. Below is a summary of some of their accomplishments.

WHITE AND GORDON IN RARE COMPANY

Having been named to both the Naismith Trophy Mid-Season Watch List and the Top 30 candidates for the Wooden Award, Indiana's **D.J. White** and **Eric Gordon** are in elite company. The duo is one of only four sets of teammates on the Naismith list and one of only four on the Wooden list.

Naismith list teammates:

Indiana: Eric Gordon and D.J. White

North Carolina: Wayne Ellington, Tyler Hansbrough, Ty Lawson

Texas: A.J. Abrams, D.J. Augustin

UCLA: Kevin Love, Josh Shipp

Wooden list teammates:

Indiana: Eric Gordon and D.J. White

Kansas: Mario Chalmers and Brandon Rush

Memphis: Chris Douglas-Roberts and Derrick Rose

North Carolina: Wayne Ellington and Tyler Hansbrough

WHITE DOMINATING BIG TEN POW

Indiana's **D.J. White** has been dominant in terms of earning Big Ten Player of the Week honors. The senior post player has picked up the award four times this season, while Michigan State's Raymar Morgan and Penn State's Geary Claxton are the only two players who have picked up the honor twice this season. White is one of just three players in league history to have collected the honor four times or more in a single season.

- 5..... Glenn Robinson, PUR.....1993-94
- 4..... **D.J. White, IND.....2007-08**
- 4..... Kirk Haston, IND2000-01
- 3..... 21 players

WHITE ON THE ALL-TIME LISTS

Senior **D.J. White** has made an all-out assault on the Indiana record books this season. The Tuscaloosa, Ala., native is climbing the charts in three categories, as he is now among the all-time leaders in points (20th, 1,382), rebounds (14th, 714) and blocks (5th, 193).

Points

- 1. Calbert Cheaney.....2,613 1990-93
- 18. Kirk Haston.....1,406 1999-01
- 19. Jimmy Rayl.....1,401 1961-63
- 20. **D.J. White.....1,382 2004-present**

Rebounds

- 1. Alan Henderson.....1,091 1992-95
- 12. Tom VanArsdale723 1963-65
- 13. Dick VanArsdale.....719 1963-65
- 14. **D.J. White.....714 2004-present**

Blocks

- 1. Jeff Newton227 2000-03
- 3. Uwe Blab196 1982-85
- 4. George Leach194 2000-03
- 5. **D.J. White.....193 2004-present**

TOP SCORING TANDEM IN IU HISTORY

D.J. White and **Eric Gordon** are currently combining to average 38.3 points per game this season. The two currently rank 1-2 in the league in scoring in both league games and overall affairs. In all games, the pair is nearly 10 points ahead of the nearest competition, as Michigan State's Raymar Morgan (15.1) and Drew Neitzel (13.5) are combining for 28.6 points per contest.

White and Gordon are also looking to become the seventh duo in school lore to put up an aggregate of 40 points or more.

- 1961-62: Jimmy Rayl (29.8) and Tom Bolyard (18.6) – 48.4
- 1962-63: Jimmy Rayl (25.3) and Tom Bolyard (20.0) – 45.3
- 1963-64: Dick VanArsdale (22.3) and Tom VanArsdale (21.3) – 43.6
- 1975-76: Scott May (23.5) and Kent Benson (17.3) – 40.8
- 1994-95: Alan Henderson (23.5) and Brian Evans (17.4) – 40.9
- 1968-69: Joe Cooke (21.8) and Ken Johnson (18.2) – 40.0
- 1992-93: Calbert Cheaney (22.4) and Greg Graham (16.5) – 38.9
- 2007-08: Eric Gordon (21.3) and D.J. White (17.0) – 38.3**
- 1976-77: Mike Woodson (18.5) and Kent Benson (19.8) – 38.3
- 1957-58: Archie Dees (25.5) and Peter Obremsky (12.6) – 38.1

SEEING 25/25

Eric Gordon (29) and **D.J. White** (26) each cleared the 25-point mark in a 75-63 win over Northwestern on February 3. In doing that, they became the first pair of Hoosier teammates to break 25 points in the same game since Marco Killingsworth (28) and Marshall Strickland (25) did so in a victory over Nicholls State on Nov. 18, 2005. However, while Strickland and Killingsworth combined for 53.5 percent (53 of 99) of IU's points, White and Gordon made up a whopping 73.3 percent (55 of 75) of the Hoosier offense against Northwestern. On the year, Gordon and White have scored 1,129 of Indiana's 2,282 points (49.5 percent).

500/500 CLUB

Eric Gordon (619) and **D.J. White** (510) are 47th and 48th players in school history to top the 500-point mark in a single season. They are just the ninth tandem in IU lore to both score more than 500 points in a season. The highest point total that two Hoosiers have posted in the same season came in 1992-93, when Calbert Cheaney and Greg Graham set an IU record by scoring 1,362 points between them. Gordon (on pace for at least 661) and White (on pace for at least 544) could find themselves challenging that duo for the all-time scoring mark, as they are the fifth-highest scoring duo in IU lore.

- 1992-93: Calbert Cheaney (785) and Greg Graham (577) – 1362
- 1975-76: Scott May (752) and Kent Benson (554) – 1306
- 1986-87: Steve Alford (749) and Daryl Thomas (534) – 1283
- 1994-95: Alan Henderson (729) and Brian Evans (538) – 1267
- 2007-08: Eric Gordon (619) and D.J. White (510) – 1129**
- 1993-94: Damon Bailey (589) and Alan Henderson (534) – 1123
- 1984-85: Steve Alford (580) and Uwe Blab (529) – 1109
- 1998-99: Luke Recker (546) and A.J. Guyton (543) – 1089
- 1963-64: Dick VanArsdale (535) and Tom VanArsdale (512) – 1047

LAST TIME AGAINST PENN STATE

- The victory was the 12th in a 13 game winning streak for the Hoosiers.
- At 16-1, Indiana is off to its best start since 1990-91, when the Hoosiers matched that mark. At 5-0 in conference play, Indiana has its best opening in conference play since the 1992-93 team started 11-0 in the conference en route to a Big Ten regular season title.
- The Hoosiers improved to 27-3 all-time against the Nittany Lions and 15-0 against PSU in Assembly Hall.
- D.J. White and Eric Gordon started out the game red hot for the Hoosiers, as Gordon went 3-for-4 out of the gate from 3-point land and White hit his first two shots. The duo combined to score 16 of Indiana's first 20 points.
- After Penn State tied the score at 54-54 with 11:03 to play, the Hoosiers went on a 27-6 run to open up an 81-60 lead with 2:13 to play. The Hoosiers went 10-for-12 from the field over that span, including a 4-for-4 performance by D.J. White. The IU defense also clamped down over that same span, as PSU went just 1-for-11 from the field. It is the 16th time in 17 games that the Hoosiers have put together a 10-plus point run this season.
- The fivesome of D.J. White, Lance Stemler, Jamarcus Ellis, Eric Gordon and Armon Bassett played the entire second half for the Hoosiers.
- Indiana shot the lights out in the second half, going 17-for-27 from the field. That, coupled with five offensive rebounds in the half, led to the Hoosiers limiting Penn State to just six defensive boards in the frame.

• White, the conference's leader in field goal percentage, went 8-for-11 from the field and added a 6-for-9 performance from the free-throw line in the game for 22 points. Penn State limited the conference's leading rebounder to just one board in the first half, but White bounced back with six second-half rebounds to finish with seven in the game.

• Gordon was 5-for-11 from 3-point land in the contest for a team-leading 25 points. He also matched a career-high with six rebounds in the game. The Indianapolis native went 4-for-4 from the free-throw line, just the third time he has shot fewer than five free throws in a game.

• Armon Bassett had another strong day on the offensive end, shooting 6-for-8 in the game and 5-for-6 from outside the 3-point line. He finished with 17 points, his highest total since scoring 19 against UNC Wilmington in the third game of the season.

• Jamarcus Ellis had yet another strong all-around performance for the Hoosiers, shooting 5-for-6 and finishing with 12 points. The junior added eight assists, five rebounds, three steals and a block in 38 minutes of action.

• Lance Stemler took just one shot, but drained a 3-point attempt in the first half to finish with three points. He totaled five rebounds, three on the offensive end, in the contest.

• Mike White earned his sixth straight start for the Hoosiers, scoring two points and two rebounds in 12 minutes of action.

• Jordan Crawford had two assists in seven minutes of action for Indiana, while A.J. Ratliff and DeAndre Thomas each grabbed one rebound in limited action.

ALL-TIME SCORES, INDIANA LEADS 27-3

| | | | |
|----------|---|---------|-----------------|
| 2/17/12 | L | 7-34 | Minneapolis |
| 11/26/78 | W | 86-65 | Anchorage |
| 12/12/81 | W | 80-51 | Bloomington |
| 1/9/93 | W | 105-57 | Bloomington |
| 2/9/93 | W | 88-84** | University Park |
| 1/8/94 | W | 80-72 | Bloomington |
| 2/5/94 | W | 76-66 | University Park |
| 1/18/95 | W | 71-69 | University Park |
| 2/25/95 | W | 73-60 | Bloomington |
| 1/27/96 | L | 68-82 | University Park |
| 2/14/96 | W | 72-54 | Bloomington |
| 1/26/97 | W | 70-55 | University Park |
| 2/11/97 | W | 81-57 | Bloomington |
| 2/4/98 | W | 95-76 | Bloomington |
| 1/31/99 | W | 98-95** | University Park |
| 1/8/00 | W | 85-78 | University Park |
| 2/2/00 | W | 87-77 | Bloomington |
| 1/17/01 | W | 77-69 | Bloomington |
| 2/3/01 | W | 85-78* | University Park |
| 1/5/02 | W | 61-54 | Bloomington |
| 1/23/02 | W | 85-51 | University Park |
| 1/8/03 | W | 78-65 | Bloomington |
| 3/8/03 | L | 66-74 | University Park |
| 3/13/03 | W | 77-49 | Chicago |
| 2/11/04 | W | 75-56 | University Park |
| 2/2/05 | W | 68-63 | Bloomington |
| 2/15/06 | L | 68-71 | University Park |
| 2/22/06 | W | 69-65 | Bloomington |
| 1/13/07 | W | 84-74 | University Park |
| 3/3/07 | W | 94-63 | Bloomington |
| 1/20/08 | W | 81-65 | Bloomington |

LAST YEAR AT PENN STATE

| Official Basketball Box Score -- GAME TOTALS -- FINAL STATISTICS | | | | | | | | | | | | | | | | | |
|--|-------------------|--------|--------|-----------|--------|--------|--------|----------|-------|-----|------|----|---|----|-------------------|-----|-----|
| Indiana vs Penn State | | | | | | | | | | | | | | | | | |
| 1/13/07 12:17 p.m. at University Park, Pa. | | | | | | | | | | | | | | | | | |
| Indiana 84 • 12-4 (3-1) | | | | | | | | | | | | | | | | | |
| ## | Player | Total | | | 3-Ptr | | | Rebounds | | | PF | TP | A | TO | Blk | Stl | Min |
| | | FG-FGA | FG-FGA | FT-FTA | FG-FGA | FG-FGA | FT-FTA | Off | Def | Tot | | | | | | | |
| 03 | White, D.J. | f | 6-9 | 0-0 | 2-4 | 6 | 5 | 11 | 4 | 14 | 1 | 1 | 2 | 0 | 33 | | |
| 22 | Stemler, Lance | f | 0-1 | 0-1 | 0-0 | 2 | 1 | 3 | 4 | 0 | 0 | 0 | 0 | 0 | 12 | | |
| 10 | Bassett, Armon | g | 4-12 | 2-6 | 4-7 | 0 | 1 | 1 | 2 | 14 | 3 | 1 | 0 | 1 | 30 | | |
| 01 | Wilmont, Roderick | g | 9-23 | 7-17 | 0-0 | 5 | 7 | 12 | 1 | 25 | 0 | 1 | 0 | 0 | 37 | | |
| 51 | Calloway, Earl | g | 2-5 | 1-3 | 6-7 | 0 | 5 | 5 | 2 | 11 | 5 | 1 | 0 | 0 | 27 | | |
| 11 | Suhr, Errek | | 0-0 | 0-0 | 0-0 | 0 | 0 | 0 | 0 | 0 | 0 | 1 | 0 | 0 | 2 | | |
| 20 | Ratliff, A.J. | | 5-8 | 4-7 | 0-0 | 2 | 1 | 3 | 3 | 14 | 4 | 2 | 1 | 0 | 22 | | |
| 21 | Allen, Ben | | 0-0 | 0-0 | 0-0 | 0 | 1 | 1 | 0 | 0 | 0 | 0 | 0 | 0 | 4 | | |
| 30 | White, Mike | | 2-2 | 0-0 | 0-0 | 1 | 1 | 2 | 2 | 4 | 0 | 1 | 1 | 0 | 14 | | |
| 21 | Shaw, Joey | | 0-1 | 0-0 | 0-0 | 0 | 0 | 0 | 0 | 0 | 0 | 1 | 0 | 0 | 3 | | |
| 33 | Keeling, Xavier | | 1-3 | 0-0 | 0-0 | 2 | 0 | 2 | 5 | 2 | 1 | 1 | 0 | 0 | 16 | | |
| | Team | | | | | 0 | 2 | 2 | | | | | | | | | |
| | Totals | | 29-64 | 14-34 | 12-18 | 18 | 24 | 42 | 23 | 84 | 14 | 10 | 4 | 1 | 200 | | |
| | FG % 1st Half: | 15-34 | 44.1% | 2nd half: | 14-30 | 46.7% | Game: | 29-64 | 45.3% | | | | | | Deadball Rebounds | 0 | |
| | 3FG % 1st Half: | 8-19 | 42.1% | 2nd half: | 6-15 | 40.0% | Game: | 14-34 | 41.2% | | | | | | | | |
| | FT % 1st Half: | 2-4 | 50.0% | 2nd half: | 10-14 | 71.4% | Game: | 12-18 | 66.7% | | | | | | | | |
| Penn State 74 • 10-6 (1-2) | | | | | | | | | | | | | | | | | |
| ## | Player | Total | | | 3-Ptr | | | Rebounds | | | PF | TP | A | TO | Blk | Stl | Min |
| | | FG-FGA | FG-FGA | FT-FTA | FG-FGA | FG-FGA | FT-FTA | Off | Def | Tot | | | | | | | |
| 02 | Cornley, Jamelle | f | 7-13 | 0-0 | 3-7 | 0 | 6 | 6 | 1 | 17 | 2 | 2 | 0 | 1 | 38 | | |
| 23 | Hassell, Brandon | f | 5-7 | 0-0 | 2-4 | 4 | 2 | 6 | 3 | 12 | 3 | 1 | 0 | 1 | 30 | | |
| 05 | Claxton, Geary | g | 6-13 | 0-2 | 5-9 | 4 | 4 | 8 | 4 | 17 | 2 | 1 | 1 | 2 | 37 | | |
| 32 | Jackson, David | g | 1-5 | 0-0 | 4-4 | 1 | 3 | 4 | 0 | 6 | 3 | 2 | 0 | 0 | 23 | | |
| 03 | Morrissey, Danny | g | 3-9 | 3-7 | 4-4 | 1 | 5 | 6 | 4 | 13 | 2 | 1 | 0 | 0 | 33 | | |
| 33 | Luber, Ben | | 3-7 | 1-3 | 2-2 | 0 | 1 | 1 | 2 | 9 | 1 | 0 | 0 | 2 | 21 | | |
| 04 | Walker, Mike | | 0-2 | 0-1 | 0-0 | 0 | 0 | 0 | 2 | 0 | 0 | 0 | 0 | 0 | 8 | | |
| 41 | Bogetic, Milos | | 0-2 | 0-2 | 0-0 | 0 | 1 | 1 | 0 | 0 | 0 | 0 | 0 | 0 | 10 | | |
| | Team | | | | | 2 | 1 | 3 | | | | | | | | | |
| | Totals | | 25-58 | 4-15 | 20-30 | 12 | 23 | 35 | 16 | 74 | 13 | 7 | 1 | 6 | 200 | | |
| | FG % 1st Half: | 14-26 | 53.8% | 2nd half: | 11-32 | 34.4% | Game: | 25-58 | 43.1% | | | | | | Deadball Rebounds | 7 | |
| | 3FG % 1st Half: | 3-8 | 37.5% | 2nd half: | 1-7 | 14.3% | Game: | 4-15 | 26.7% | | | | | | | | |
| | FT % 1st Half: | 10-14 | 71.4% | 2nd half: | 10-16 | 62.5% | Game: | 20-30 | 66.7% | | | | | | | | |
| Officials: Tom O'Neill, Steve Skiles, Sam Banks | | | | | | | | | | | | | | | | | |
| Technical fouls: Indiana-None, Penn State-None. | | | | | | | | | | | | | | | | | |
| Attendance: 10159 | | | | | | | | | | | | | | | | | |
| Score by periods | | | | 1st | 2nd | Total | | | | | | | | | | | |
| Indiana | | | | 40 | 44 | 84 | Points | In | Off | 2nd | Fast | | | | | | |
| Penn State | | | | 41 | 33 | 74 | IND | 28 | 7 | 24 | 14 | | | | | | |
| | | | | | | | PSU | 36 | 13 | 13 | 4 | | | | | | |
| Last FG - IND 2nd-01:41, PSU 2nd-00:26. | | | | | | | | | | | | | | | | | |
| Largest lead - IND by 10 2nd-00:14, PSU by 12 1st-13:31. | | | | | | | | | | | | | | | | | |
| Score tied - 4 times. | | | | | | | | | | | | | | | | | |
| Lead changed - 1 time. | | | | | | | | | | | | | | | | | |

WHITE PUTTING UP MONSTER NUMBERS

Senior **D.J. White** is trying to become the first player since Alan Henderson to average double figures in scoring and rebounding at IU. He is currently averaging 17.0 points and 10.2 rebounds.

Hoosiers Who Have Averaged Double Figure Points and Rebounds

| Player | Points | Rebounds | Year |
|-----------------|-----------|-----------|---------|
| Alan Henderson | 17.8 ppg. | 10.3 rpg. | 1993-94 |
| Kent Benson | 19.8 ppg. | 10.5 rpg. | 1976-77 |
| Steve Downing | 20.1 ppg. | 10.6 rpg. | 1972-73 |
| Steve Downing | 17.5 ppg. | 15.1 rpg. | 1971-72 |
| George McGinnis | 29.9 ppg. | 14.7 rpg. | 1970-71 |
| Ken Johnson | 14.7 ppg. | 10.5 rpg. | 1969-70 |
| Ken Johnson | 18.2 ppg. | 12.2 rpg. | 1968-69 |
| Butch Joyner | 18.5 ppg. | 10.5 rpg. | 1966-67 |
| D. VanArsdale | 22.3 ppg. | 12.4 rpg. | 1963-64 |
| T. VanArsdale | 21.3 ppg. | 12.3 rpg. | 1963-64 |
| Walt Bellamy | 21.8 ppg. | 17.8 rpg. | 1960-61 |
| Walt Bellamy | 22.4 ppg. | 13.5 rpg. | 1959-60 |
| Frank Radovich | 14.8 ppg. | 11.9 rpg. | 1959-60 |
| Walt Bellamy | 17.4 ppg. | 15.2 rpg. | 1958-59 |
| Frank Radovich | 12.5 ppg. | 10.1 rpg. | 1958-59 |
| Archie Dees | 25.5 ppg. | 14.4 rpg. | 1957-58 |
| Archie Dees | 25.0 ppg. | 14.4 rpg. | 1956-57 |
| Dick Neal | 12.5 ppg. | 10.4 rpg. | 1956-57 |
| Archie Dees | 17.4 ppg. | 12.6 rpg. | 1955-56 |
| Don Schlundt | 24.3 ppg. | 11.1 rpg. | 1953-54 |

Fifteen rebounds

White was the first player since Steve Downing in 1972 to collect 15 rebounds or more in three straight games (Chicago State, Iowa, Michigan).

1,300 points/650 rebounds

White is now the 10th player in Hoosier history to record more than 1,350 points (1,382) and 700 rebounds (714) during his career. He is the first player to accomplish the feat since Kirk Haston had 1,406 points and 748 rebounds from 1999-2001.

Pan-Am Games Experience Helped

White became the eighth player in Indiana basketball history to suit up for Team USA in the Pan American Games this past summer for Villanova Coach Jay Wright and was the top performer for the squad after averaging 16.8 points (4th in the tournament) and 8.6 rebounds (3rd in the event) in five games. He shot 59.3% from the field.

ELLIS SETS THE TONE

Junior **Jamarcus Ellis** made quite a first impression in his first Big Ten game at Iowa. He had 15 points, seven rebounds, seven assists and five steals. In addition, he tied the score just before halftime with an off-balance jumper, and had six straight points in a key second half stretch which saw the Hoosiers rally from a four-point deficit against the Hawkeyes.

For the season, he is averaging 7.1 points, 7.3 rebounds (third in the Big Ten) and 3.5 assists (eighth in the Big Ten) and is second on the team with 20 blocked shots and leads the team with 46 steals. Ellis recorded his third double-double of the season with 10 points and career-high matching 13 rebounds against Minnesota. He also grabbed a career-high 13 boards at Wisconsin, pulled down a career-best six offensive rebounds against Northwestern and added 11 rebounds, 10 on the defensive end at Illinois earlier in the season. His nickname, Tone, is short for his middle name, Antonio.

GORDON'S BIG TEN DEBUT WAS NOTABLE

Freshman **Eric Gordon** had 25 points to help lead the Hoosiers to the 79-76 win at Iowa. Here is where his Big Ten opening freshman performance rates among some of the greats in Indiana history.

Steve Alford, 24 points at Ohio State, 1/7/84
 Alan Henderson, 20 points vs. Minnesota, 1/9/91
 Calbert Cheaney, 18 points at Ohio State, 1/4/89
 Bracey Wright, 17 points vs. Penn State, 1/8/03
 A.J. Guyton, 16 points at Michigan State, 1/2/97
 Isiah Thomas, 15 points at Ohio State, 1/3/80
 Damon Bailey, 14 points vs. Illinois, 1/2/91
 Mike Woodson, 14 points vs. Purdue, 1/6/77

HOOSIERS NEED BASSETT

Sophomore point guard **Armon Bassett** is showing his toughness by playing through pain caused by bone chips in his left foot and the Hoosiers are 12-3 when he scores 10 points or more. The Terre Haute, Ind., native had 16 points, a career-high eight rebounds and four assists in against Purdue, carded a season-high 24 points in 40 minutes at Northwestern and recorded back-to-back 20-point efforts for the first time in his career with 23 vs. Ohio State. He finished with 13 at Michigan State and 11 vs. Minnesota, reaching double figures in five straight games for the first time in his career. In the five games, Bassett is averaging 17.4 points, shooting 51.0 percent, 62.9 from deep, 89.5 from the line, adding 3.8 boards and 3.8 assists in 36.4 minutes.

Bassett is currently leading the Big Ten in three-point field goal percentage at 47.7 percent. He also saved the day with 11 points at home against Illinois and his clutch triples in the second half helped IU post the win against the Illini. His clutch free throws in overtime helped the Hoosiers top Illinois in Champaign.

TABER GETS WELL DESERVED START

Redshirt junior forward **Kyle Taber** made his first career start and played a career-long 24 minutes against Northwestern. Prior to the game, Taber had seen one minute of action in the previous seven Big Ten games.

He contributed four rebounds (two offensive) and added a blocked shot against the Wildcats. He followed that up with a strong 21 minutes at Illinois and found himself back in the starting fold in the team's win at Ohio State and against Wisconsin. After a solid 18-minute effort against Michigan State, the Evansville, Ind., native posted a career-best six points with five rebounds, two assists and one steal in 21 minutes against rival Purdue. Since the Northwestern game on Feb. 3 (nine games), Taber has started three times and averaged 2.6 rebounds in 15.3 minutes.

HOOSIERS ON THE ROAD THIS SEASON

Indiana is 7-2 on the road this season with wins at Southern Illinois, Iowa, Michigan, Minnesota, Illinois and Ohio State. IU is 8-3 in games away from Assembly Hall.

Hoosier opponents are shooting just 31.9% from long distance when they are at home.

IU is winning the battle of the boards, 38.8 to 31.8, in these games.

Freshman **Eric Gordon** is averaging 19.1 points and shooting 44.9 from the field and 38.6 from three-point range and senior **D.J. White** is averaging 17.0 points and 13.4 rebounds.

Freshman **Jordan Crawford** is averaging 12.3 points and shooting 53.3 from long distance.

MINNESOTA POST-GAME NOTES

- Wednesday was Senior Night, the final home game in the careers of Adam Ahlfeld, Lance Stemler, D.J. White and Mike White.
- Indiana's 25 wins this year are the most since the Final Four season of 2001-02. The 25 regular-season wins are the most since the 1992-93 squad went 28-3.
- Indiana improved to 88-63 against Minnesota all-time and swept the season series with the Golden Gophers for the first time since 1993.
- Minnesota came strong out of the gate, posting a 7-4 lead, but the Hoosiers went on an 11-0 run to post a 15-7 lead at the 11:51 mark of the first half. With 7:58 to play, the game was tied at 48-48, and then the Hoosiers went on a 16-2 run to blow the game wide open at 64-50 with 2:19 to play.
- Indiana's starting lineup of D.J. White, Lance Stemler, Armon Bassett, Jamarcus Ellis and Eric Gordon started for the sixth straight game and improved to 10-1 on the season.
- Indiana improved to 34-4 when leading at the half and 33-5 when out-rebounding its opponent over the last two seasons.
- With his layup at the 12:04 mark of the first half, D.J. White moved over the 500-point mark for the season, becoming the 48th player in school history to top the milestone with his 510 points in 2007-08. With Eric Gordon's 619, the duo is the ninth in school history to both top 500 points. Their 1,129 combined points is the fifth highest for a tandem in school history.
- White hit his first career 3-pointer as time expired in the first half to give Indiana a 31-27 lead at the break. The senior scored 17 points, grabbed five rebounds, had three steals and made two blocks in the game.
- Eric Gordon scored 20 points for the Hoosiers, including a 12-for-14 performance at the line. It is the 14th time this season that Gordon has had 10 or more free throw attempts. His 215 free throws made this year are fourth on the single-season list.
- Armon Bassett had his fifth straight game in double figures with 11 points in the contest. It is also his fifth straight game with three or more 3-pointers, as he has scored 18 baskets from downtown over the last five games.
- Jamarcus Ellis had his seventh game this season with 10 or more rebounds, as he matched a career-high 13 boards in the contest. He added 10 points for his third double-double of the season.
- Stemler started for the Hoosiers, scoring three points, grabbing three rebounds, making two steals and dishing out one assist.

HOME WINNING STREAK SNAPPED

Connecticut's victory at Assembly Hall snapped Indiana's 29-game home winning streak. The Hoosiers had not lost a home contest dating back to Feb. 11, 2006. It also marked IU's first loss on the Branch McCracken Court in two years (27-1) and snapped its 13-game overall winning streak.

The 29-game streak was the fourth-longest in school history and the fourth-longest active streak in the nation. The longest Indiana home streaks are listed below:

| No. | Began | Ended |
|-----------|--|--------------------------------------|
| 56 | Feb. 24, 1991 vs. Michigan 112-79 | Jan. 24, 1995 vs. Michigan 52-65 |
| 33 | Jan. 15, 1986 vs. Ohio State 69-66 | Jan. 24, 1988 vs. Michigan 60-72 |
| 31 | Dec. 22, 1973 vs. South Carolina 84-71 | Dec. 6, 1976 vs. Kentucky 51-66 |
| 29 | Feb. 22, 2006 vs. Penn State, 69-65 | Jan. 26, 2008 vs. UConn 63-68 |

CRAWFORD CONTRIBUTES AS A FROSH

Freshman **Jordan Crawford** has emerged as a strong candidate for the Big Ten's All-Freshman team and Sixth Man of the Year Award. He is seventh among rookies in scoring in the league averaging 10.3 points. Combined with Gordon, they make up one of the strongest young backcourts in the nation averaging 31.6 points per game or 41.5 percent of the Hoosiers' scoring attack. Usually the first option off the bench, unless there is an injury, he has scored in double figures in 15 of 26 games this season.

His most memorable performance of the season came when he started against his brother, Joe, when the Hoosiers battled Kentucky. Playing 39 minutes in his first career start, he had 20 points, two assists and two steals as the Hoosiers got the best of the Wildcats, 70-51.

At Northwestern, Crawford scored a career-high 21 points in 29 minutes. Crawford went 4-of-5 from deep, matching his career-high (third time) and shot 6-of-7 overall. He also added five assists, four rebounds and went a perfect 5-of-5 from the foul line. He has hit his last 14 of his last 15 free throw attempts.

Since the Hoosiers' win at Illinois (eight games), where he hit a pair of crucial treys in OT, Crawford has averaged 10.3 points, 3.2 boards, 2.4 assists and posted a 1.4 assist/turnover ratio. Crawford is shooting 47.8 percent from the floor, 44.8 from downtown and 94.1 percent (16-of-17) from the charity stripe during the stretch.

RPI AND SAGARIN RATINGS

The Hoosiers are 16th in the latest RPI and 15th according to the Sagarin Ratings.

STEMLER IS MR. BIG SHOT

Senior captain **Lance Stemler** is proving to be quite a performer in the clutch during Big Ten play. Twice in league action, he has made three-pointers which have given IU the lead for good and helped them erase second-half deficits. Against Minnesota, Stemler buried a triple from the top of the key to give the Hoosiers a 61-60 lead with a little more than a minute to go. At Iowa, he hit a trey from the right wing which gave IU the lead for good with more than 12 minutes to go. At Illinois, he hit another big triple late in regulation to cut the Hoosiers deficit from four to one. He has started eight of the last nine games.

NATIONAL RANKINGS

ESPN/USA Today Coaches Poll
March 3, 2008

| | Record | Points |
|------------------------|--------|--------|
| 1. North Carolina (19) | 27-2 | 763 |
| 2. UCLA (6) | 26-3 | 718 |
| 3. Memphis (6) | 28-1 | 717 |
| 4. Tennessee | 26-3 | 695 |
| 5. Duke | 25-3 | 621 |
| 6. Kansas | 26-3 | 618 |
| 7. Stanford | 24-4 | 572 |
| 8. Wisconsin | 24-4 | 535 |
| 9. Texas | 24-5 | 533 |
| 10. Georgetown | 24-4 | 521 |
| 11. Xavier | 25-4 | 492 |
| 12. Butler | 27-3 | 393 |
| 13. Louisville | 24-6 | 368 |
| 14. Connecticut | 23-6 | 356 |
| 15. Purdue | 23-6 | 314 |
| 16. Vanderbilt | 24-5 | 305 |
| 17. Indiana | 24-5 | 297 |
| 18. Michigan State | 23-6 | 283 |
| 19. Notre Dame | 22-6 | 246 |
| 20. Marquette | 21-7 | 141 |
| 21. Drake | 25-4 | 116 |
| 22. Washington State | 22-7 | 102 |
| 23. Gonzaga | 23-6 | 99 |
| 24. Brigham Young | 23-6 | 94 |
| 25. Mississippi State | 20-8 | 44 |

Associated Press Poll
March 3, 2008

| | Record | Points |
|------------------------|--------|--------|
| 1. North Carolina (38) | 27-2 | 1,745 |
| 2. Memphis (21) | 28-1 | 1,706 |
| 3. UCLA (12) | 26-3 | 1,664 |
| 4. Tennessee (1) | 26-3 | 1,625 |
| 5. Kansas | 26-3 | 1,459 |
| 6. Duke | 25-3 | 1,403 |
| 7. Stanford | 24-4 | 1,317 |
| 8. Xavier | 25-4 | 1,232 |
| 9. Texas | 24-5 | 1,227 |
| 10. Wisconsin | 24-4 | 1,199 |
| 11. Georgetown | 24-4 | 1,147 |
| 12. Louisville | 24-6 | 1,010 |
| 13. Connecticut | 23-6 | 848 |
| 14. Butler | 27-3 | 813 |
| 15. Purdue | 23-6 | 779 |
| 16. Vanderbilt | 24-5 | 658 |
| 17. Michigan State | 23-6 | 657 |
| 18. Indiana | 24-5 | 646 |
| 19. Notre Dame | 22-6 | 578 |
| 20. Drake | 25-4 | 346 |
| 21. Marquette | 21-7 | 334 |
| 22. Gonzaga | 23-6 | 323 |
| 23. Washington State | 22-7 | 245 |
| 24. Clemson | 21-7 | 124 |
| 25. Davidson | 23-6 | 74 |

| Weekly Ranking | AP | Coaches |
|----------------|----|---------|
| Preseason | 9 | 9 |
| November 12 | 8 | 8 |
| November 19 | 8 | 8 |
| November 26 | 15 | 15 |
| December 3 | 15 | 15 |
| December 10 | 13 | 14 |
| December 17 | 13 | 14 |
| December 24 | 13 | 14 |
| December 31 | 11 | 12 |
| January 7 | 10 | 11 |
| January 14 | 9 | 10 |
| January 21 | 7 | 8 |
| January 28 | 11 | 11 |
| February 4 | 14 | 13 |
| February 11 | 13 | 12 |
| February 18 | 15 | 14 |
| February 25 | 12 | 12 |
| March 3 | 18 | 17 |

HOOSIER QUICK HITS

• The Hoosiers posted a 2.89 grade point average during the fall semester. Seven players earned grade point averages above 3.0 including **D.J. White, Lance Stemler, Jamarcus Ellis, Brett Finkelmeier, Adam Ahlfeld** and **Kyle Taber**.

• Chicago State went 0-for-5 from the free throw line, the first Hoosier opponent since at least 1970 to not make at least one free throw during a game against Indiana. San Francisco went 1 for 1 on free throw attempts against Indiana in Assembly Hall on December 20, 1998. On December 3, 1991, the Hoosiers did not make a free throw in a 78-46 win over Notre Dame at home.

• Freshman **Eric Gordon** had 31 points against Illinois State, his third 30+ point effort of the season. Only one other freshman in school history, Mike Woodson in 1976-77, has scored 30 or more points three times in their freshman year.

The Indianapolis North Central product is the first player in Indiana basketball history to score 20 points or more in the first seven games of his career. George McGinnis held the previous record with six straight to start a career. Gordon also set an IU first game and two-game scoring record with 31 points against UT Chattanooga and a total of 54 points in his first two games, topped, McGinnis who had 52.

The Hoosiers are 16-1 when he makes two or more three-point field goals.

• Senior **D.J. White** has posted a double-double in 21 of his last 32 games and has notched 10 rebounds or more in 21 of the last 31 games. He was an all-tournament choice at the Chicago Invitational Challenge.

With 714 career rebounds, he is now 14th in career rebounds at IU.

D.J. White's Double-Double Efforts This Season

- Xavier--16 points, 10 rebounds
- Georgia Tech--18 points, 14 rebounds
- Southern Illinois--10 points, 12 rebounds
- Tennessee State--29 points, 13 rebounds
- Kentucky--16 points, 13 rebounds
- Western Carolina--21 points, 11 rebounds
- Chicago State--21 points, 15 rebounds
- Iowa--16 points, 15 rebounds
- Michigan--21 points, 22 rebounds
- Illinois--15 points, 10 rebounds
- Minnesota-- 17 points, 10 rebounds
- Connecticut-- 13 points, 10 rebounds
- Wisconsin-- 22 points, 17 rebounds
- Northwestern-- 26 points, 13 rebounds
- Ohio State-- 21 points, 13 rebounds
- Purdue-- 19 points, 15 rebounds
- Northwestern-- 16 points, 11 rebounds
- Michigan State-- 14 points, 12 rebounds

• Sophomore **Armon Bassett** is leading the Big Ten in three-point shooting, connecting on 47.7% of his attempts (61/128).

• The Hoosiers have made more free throws (533) than their opponents have attempted (514) this season.

• Senior co-captain **Lance Stemler's** triples with more than 12 minutes left in the game gave the Hoosiers the lead over Iowa for good as did his trey with 1:28 left at Minnesota.

• Indiana has won the battle of the boards in 21 of the last 26 games, tying once.

• The Hoosiers are 23-1 when they make more free throws than their opponent.

• The Hoosiers are 22-1 when they commit the same or fewer fouls in a game than their opponent and 13 of the Hoosiers wins have come by 12 points or more.

• The Hoosiers are 7-2 on the road and 8-3 away from Assembly Hall this season.

PRESEASON HONORS

National Rankings..... *Playboy*, 5th
*Athlon*, 8th (Big Ten Champions)
*Sports Illustrated*, 8th
*Sporting News*, 10th
*Lindy's*, 10th
*CBSSports.com*, 11th

All-Americans.....Eric Gordon, *Sporting News*, *CBSSports.com*
D.J. White, *Athlon*, *CBS Sports.com*, *CollegeHoops.Net*

Big Ten Freshman Of The Year.....Eric Gordon, Several

Top Big Ten Transfer.....Jamarcus Ellis, *Sporting News*

Top National JC Transfer ..Jamarcus Ellis (2nd best), *Lindy's*

2007-08 HONORS

SI All-American D.J. White (2nd Team)
 Eric Gordon (2nd Team)

Preseason All-Big Ten..... D.J. White

Wooden Award Watch List D.J. White

Naismith Award Watch List D.J. White

Big Ten Player of the WeekEric Gordon (11/19)
D.J. White (12/3, 12/10, 1/14, 2/4)

All-Chicago Invitational..... D.J. White
 Eric Gordon

ESPN.com Player of the WeekEric Gordon (12/3)

Rivals.com Player of the Week..... D.J. White (12/10)

Rivals.com Midseason All-AmericanEric Gordon

Rivals.com Midseason All-FreshmanEric Gordon

CBS/Chevrolet Player of the Game Jordan Crawford
12/8/07 vs. Kentucky

CBS/Chevrolet Player of the Game D.J. White
1/13/08 vs. Illinois

CBS/Chevrolet Player of the Game Armon Bassett
 1/26/08 vs. UConn

CBS/Chevrolet Player of the Game D.J. White
2/10/08 at Ohio State

CBS/Chevrolet Player of the GameEric Gordon
3/2/08 at Michigan

ODDS AND TRENDS

- Indiana is 35-2 when scoring 70 points during the last two years
- Indiana is 34-4 when leading at the half in the past two seasons.
- The Hoosiers are 33-5 when outrebounding their opponents in the past two seasons.
- The Hoosiers played their first overtime game of the season at Illinois, winning in two extra sessions, 83-79. It was IU's first double-OT game since Jan. 15, 2005, at Purdue. Indiana is now 3-1 in double-overtime games in the last 10 years, with all three wins coming on the road.
- The Hoosiers made defensive stops in back-to-back games in the closing seconds when holding a two-point lead against Illinois and a one-point cushion against Minnesota.
- Indiana posted its first win in two years when trailing with under five minutes to go at Minnesota. The Gophers led 56-52. Indiana replicated the feat at Illinois, as the Illini held a 59-54 edge with five minutes to play.
- At Northwestern, the Hoosiers rallied for their ninth victory when trailing at the half during the past two seasons.
- The Hoosiers rallied for a win for the sixth time this season at Northwestern when trailing by eight points or more in a game. UNC Wilmington led IU, 18-8, with 15:29 to go in the first half, Georgia Tech led the Hoosiers, 26-18, with 9:25 left in the opening half and the Illini led the Hoosiers, 13-4, with 15:52 remaining in the first half in the team's game in Bloomington. In Champaign, the Hoosiers were down 42-30 with 16:33 to go in regulation. Against the Spartans, Indiana trailed 15-4 with 13:33 left in the first half and NU held a 25-16 edge with 9:42 to go in the opening stanza.
- The Hoosiers have five comeback wins when trailing in the second half, two of them against the Illini, one against Georgia Tech, at Northwestern and vs. Minnesota.
- Indiana never trailed against Longwood, Illinois State, Tennessee State, Kentucky, Western Carolina, Chicago State and Northwestern.
- The Hoosiers had 56 rebounds, the most in the last two seasons, against Chicago State.
- Against Southern Illinois, Indiana saw the Salukis miss their first 12 three-point field goal attempts.
- The Hoosiers snapped a four-game losing streak in the Big Ten/ACC Challenge with an 83-79 victory over Georgia Tech.

Assembly Hall

- The Hoosiers have won 34 of their last 36 games at home and several numbers show why the Hoosiers have been dominant in Assembly Hall.
- Indiana is 181-19 (90.5) all-time at Assembly Hall against non-conference foes and 264-51 (83.8) against the Big Ten.
 - The Hoosiers averaged 79.5 points per game in their 19 home games this season.
 - Indiana shot 48.8% from the floor.
 - Two players shot 50% or better from the field at home. **D.J. White** (64.4) and **Armon Bassett** (50.8) blistered the nets in Bloomington.
 - Opponents shot just 40.7% from the floor and 35.5% from three-point range.
 - The Hoosiers outrebound their opponents 36.7 to 29.4.
 - The Hoosiers shot 473 free throws compared to 283 for their opponents.

IU IN THE NCAA

(as of Mar. 2)

TEAM (328 ranked)

| | |
|------------------------------------|--------------|
| Scoring Offense..... | 54th, 76.3 |
| Scoring Defense..... | 89th, 65.1 |
| Scoring Margin..... | 25th, +11.2 |
| Field-Goal Percentage..... | 36th, 47.3 |
| Field-Goal Percentage Defense..... | 63rd, 41.3 |
| Three-Pointers Made Per Game..... | 150th, 6.8 |
| Three-Point Percentage..... | 108th, 36.6 |
| Free-Throw Percentage..... | 10th, 76.3 |
| Rebound Margin..... | 11th, +7.4 |
| Assists Per Game..... | 153rd, 13.5 |
| Blocks Per Game..... | 99th, 3.7 |
| Steals Per Game..... | 141st, 7.0 |
| Won-Loss Percentage..... | 15th, 82.8 |
| Turnovers Per Game..... | 133rd, 14.0 |
| Fouls Per Game..... | 87th, 17.5 |
| Assist-Turnover Ratio..... | 147th, +0.97 |

INDIVIDUAL (100 ranked)

| | | |
|----------------------------|----------------------------|-------------------------|
| Points Per Game..... | Eric Gordon - 17th, 21.4 | D.J. White - 95th, 17.0 |
| Field-Goal Percentage..... | D.J. White - 12th, 60.7 | |
| Free-Throw Percentage..... | Eric Gordon - 46th, 85.3 | |
| Rebounds Per Game..... | D.J. White - 15th, 10.4 | |
| Blocks Per Game..... | D.J. White - 78th, 1.6 | |
| Assist-Turnover Ratio..... | Armon Bassett - 96th, 1.82 | |



D.J. White leads the Big Ten in rebounding.

IU IN THE BIG TEN

| | |
|--|------------|
| Offense..... | 1st, 76.1 |
| Defense..... | 8th, 64.8 |
| Scoring Margin..... | 2nd, +11.3 |
| Free Throw Percentage..... | 1st, 76.8 |
| Field Goal Percentage..... | 2nd, 47.1 |
| Field Goal Percentage Defense..... | 6th, 41.2 |
| 3-point Field Goal Percentage..... | 6th, 36.1 |
| 3-point Field Goal Percentage Defense..... | 7th, 34.3 |
| Rebounding Offense..... | 1st, 37.9 |
| Rebounding Defense..... | 4th, 30.6 |
| Rebounding Margin..... | 2nd, +7.3 |
| Blocked Shots..... | 6th, 3.7 |
| Assists..... | 7th, 13.3 |
| Steals..... | 4th, 7.1 |
| Turnover Margin..... | 7th, -0.17 |
| Assist/Turnover Ratio..... | 10th, 0.96 |
| 3-point Field Goals Made..... | 8th, 6.7 |

IU IN CONFERENCE GAMES ONLY

| | |
|--|-----------|
| Offense..... | 1st 71.7 |
| Defense..... | 7th, 66.4 |
| Scoring Margin..... | 4th, +5.3 |
| Free Throw Percentage..... | 1st, 78.0 |
| Field Goal Percentage..... | 2nd, 45.8 |
| Field Goal Percentage Defense..... | 6th, 42.2 |
| 3-point Field Goal Percentage..... | 8th, 33.9 |
| 3-point Field Goal Percentage Defense..... | 8th, 3.50 |
| Rebounding Offense..... | 1st, 36.5 |
| Rebounding Defense..... | 2nd, 30.2 |
| Rebounding Margin..... | 1st, +6.2 |
| Blocked Shots..... | 8th, 3.0 |
| Assists..... | 7th, 12.7 |
| Steals..... | 5th, 6.29 |
| Turnover Margin..... | 9th, -2.0 |
| Assist/Turnover Ratio..... | 9th, 0.94 |
| 3-point Field Goals Made..... | 7th, 6.8 |

IU IN THE BIG TEN

| | | |
|-------------------------------|--|--|
| Scoring..... | Eric Gordon, 1st, 21.3 | D.J. White, 2nd, 17.0 |
| Rebounding..... | D.J. White, 1st, 10.2; Jamarcus Ellis, 3rd, 7.3 | D.J. White, 1st, 60.2 |
| Field Goal Percentage..... | D.J. White, 1st, 60.2 | Jamarcus Ellis, 8th, 3.5; Armon Bassett, 11th, 3.2 |
| Assists..... | Jamarcus Ellis, 8th, 3.5; Armon Bassett, 11th, 3.2 | Eric Gordon, 3rd, 85.3; D.J. White, 12th, 69.8 |
| Free Throw Percentage..... | Eric Gordon, 3rd, 85.3; D.J. White, 12th, 69.8 | Jamarcus Ellis, 6th, 1.5; Eric Gordon, 10th, 1.34 |
| Steals..... | Jamarcus Ellis, 6th, 1.5; Eric Gordon, 10th, 1.34 | Armon Bassett, 1st, 47.7 |
| 3-point Field Goal %..... | Armon Bassett, 1st, 47.7 | Armon Bassett, 6th, 2.35; Eric Gordon, 8th, 2.26 |
| 3-point Field Goals Made..... | Armon Bassett, 6th, 2.35; Eric Gordon, 8th, 2.26 | D.J. White, 4th, 1.63 |
| Blocked Shots..... | D.J. White, 4th, 1.63 | Armon Bassett, 7th, 1.80; Jamarcus Ellis, 11th, 1.41 |
| Assist/Turnover Ratio..... | Armon Bassett, 7th, 1.80; Jamarcus Ellis, 11th, 1.41 | D.J. White, 2nd, 2.97 |
| Offensive Rebounds..... | D.J. White, 2nd, 2.97 | D.J. White, 1st, 7.27; Jamarcus Ellis, 2nd, 5.53 |
| Defensive Rebounds..... | D.J. White, 1st, 7.27; Jamarcus Ellis, 2nd, 5.53 | |

IU IN CONFERENCE GAMES ONLY

| | | |
|------------------------------------|---|---|
| Scoring..... | Eric Gordon, 1st, 20.5; D.J. White, 2nd, 17.6 | D.J. White, 1st, 10.6; Jamarcus Ellis, 5th, 6.9 |
| Rebounding..... | D.J. White, 1st, 10.6; Jamarcus Ellis, 5th, 6.9 | D.J. White, 4th, 58.5 |
| Field Goal Percentage..... | D.J. White, 4th, 58.5 | Jamarcus Ellis, T-11th, 3.1 |
| Assists..... | Jamarcus Ellis, T-11th, 3.1 | Eric Gordon, 5th, 84.7 |
| Free Throw Percentage..... | Eric Gordon, 5th, 84.7 | Jamarcus Ellis, 6th, 1.8 |
| Steals..... | Jamarcus Ellis, 6th, 1.8 | Armon Bassett, 2nd, 44.9 |
| 3-point Field Goal Percentage..... | Armon Bassett, 2nd, 44.9 | Jordan Crawford, 9th, 41.7 |
| 3-point Field Goals Made..... | Armon Bassett, 8th, 2.1; Eric Gordon, 10th, 2.0 | D.J. White, 4th, 1.29 |
| Blocked Shots..... | D.J. White, 4th, 1.29 | Jamarcus Ellis, 11th, 1.53 |
| Assist/Turnover Ratio..... | Jamarcus Ellis, 11th, 1.53 | D.J. White, 1st, 3.3 |
| Offensive Rebounds..... | D.J. White, 1st, 3.3 | D.J. White, 1st, 7.3; Jamarcus Ellis, 4th, 5.0 |
| Defensive Rebounds..... | D.J. White, 1st, 7.3; Jamarcus Ellis, 4th, 5.0 | |

FRESHMAN RECORDS

FRESHMAN RECORDS

| | | |
|--------------------|----------------|------------|
| Points | | |
| Eric Gordon | 2007-08 | 619 |
| Mike Woodson | 1976-77 | 500 |
| Calbert Cheaney | 1989-90 | 495 |

| | | |
|--------------------|----------------|-------------|
| Average | | |
| Eric Gordon | 2007-08 | 21.3 |
| Mike Woodson | 1976-77 | 18.5 |
| Calbert Cheaney | 1989-90 | 17.1 |
| Don Schlundt | 1951-52 | 17.1 |

| | | |
|--------------|---------|-----|
| Assists | | |
| Isiah Thomas | 1979-80 | 159 |
| A.J. Guyton | 1996-97 | 129 |
| Steve Alford | 1983-84 | 98 |

| | | |
|--------------------|----------------|------------|
| Field Goals Made | | |
| Mike Woodson | 1976-77 | 212 |
| Calbert Cheaney | 1989-90 | 199 |
| Steve Alford | 1983-84 | 171 |
| Eric Gordon | 2007-08 | 169 |

| | | |
|-----------------------|----------------|------------|
| Field Goals Attempted | | |
| Mike Woodson | 1976-77 | 407 |
| Eric Gordon | 2007-08 | 373 |
| Jared Jeffries | 2000-01 | 371 |

| | | |
|--|---------|-------|
| Field Goal Percentage (100 Att. Minimum) | | |
| Brian Sloan | 1984-85 | 0.637 |
| Steve Alford | 1983-84 | 0.592 |
| D.J. White | 2004-05 | 0.572 |

| | | |
|---------------------|----------------|-----------|
| Three Pointers Made | | |
| Eric Gordon | 2007-08 | 66 |
| Bracey Wright | 2002-03 | 66 |
| Jay Edwards | 1987-88 | 59 |

| | | |
|----------------------|----------------|------------|
| Three Point Attempts | | |
| Eric Gordon | 2007-08 | 180 |
| Bracey Wright | 2002-03 | 176 |
| A.J. Guyton | 1996-97 | 145 |

| | | |
|--|---------|-------|
| Three Point Percentage (50 Att. Minimum) | | |
| Jay Edwards | 1987-88 | 0.560 |
| Calbert Cheaney | 1989-90 | 0.490 |
| A.J. Ratliff | 2004-05 | 0.436 |

| | | |
|--------------------|----------------|------------|
| Free Throws Made | | |
| Eric Gordon | 2007-08 | 215 |
| Steve Alford | 1983-84 | 137 |
| Jared Jeffries | 2000-01 | 129 |

| | | |
|-----------------------|----------------|------------|
| Free Throws Attempted | | |
| Eric Gordon | 2007-08 | 252 |
| Jared Jeffries | 2000-01 | 208 |
| Don Schlundt | 1951-52 | 171 |

| | | |
|---|----------------|-----------------------|
| Free Throw Percentage (50 Att. Minimum) | | |
| Steve Alford | 1983-84 | .913 (137-150) |
| Jay Edwards | 1987-88 | .908 (69-76) |
| Eric Gordon | 2007-08 | .853 (215-252) |
| A.J. Guyton | 1996-97 | .851 (80-84) |

| | | |
|--------------|---------|----|
| Steals | | |
| Isiah Thomas | 1979-80 | 62 |
| Luke Recker | 1997-98 | 48 |
| Robert Vaden | 2004-05 | 45 |
| Steve Alford | 1983-84 | 45 |

| | |
|--|--|
| Most Points In A Game | |
| 36, Jay Edwards at Minnesota, 3/10/88 | |
| 34, Mike Woodson at Iowa, 2/28/77 | |
| 33, Eric Gordon vs. Chattanooga, 11/12/07 | |
| 32, Damon Bailey at Ohio State, 2/17/91 | |
| 32, Mike Woodson at Michigan, 2/3/77 | |
| 32, Mike Woodson vs. Wisconsin, 2/24/77 | |

GORDON, WHITE ON CSTV WOODEN WATCH LIST

Indiana freshman Eric Gordon and senior D.J. White are ranked among the top players in the country according to the latest CSTV.com Wooden Watch.

This season is the first year CSTV.com will feature the Wooden Watch, a weekly prediction of who will win college basketball's most prestigious individual honor, voted on by CSTV and CSTV.com basketball experts and national and regional college basketball reporters. The Wooden Watch panel includes CSTV college basketball talent Steve Lappas, Pete Gillen, Brian Curtis and Sean Farnham; CSTV.com basketball columnists Jerry Palm, David Scott, Phil Kasidecki and Josh Herwitt; and CBS Sports.com columnists Gary Parrish and Gregg Doyel.

The complete Wooden Watch list is as follows:

1. Michael Beasley, F, Fr., Kansas State
2. Tyler Hansbrough, F, Jr., North Carolina
3. Kevin Love, F, Fr., UCLA
4. Chris Douglas-Roberts, G, Jr., Memphis
5. D.J. Augustin, G, So., Texas
- 6. Eric Gordon, G, Fr., Indiana**
7. Ryan Anderson, F, So., Cal
- 8t. D.J. White, F, Sr., Indiana**
- 8t. Stephen Curry, G, So., Davidson
- 8t. Luke Harangody, F, So., Notre Dame
- 8t. DeMarcus Nelson, G, Sr., Duke
12. Greg Paulus, G, Jr., Duke

BASKETBALL DEVELOPMENT CENTER

IU held its official groundbreaking ceremony June 19 to signify the beginning of construction of several major athletic facilities including the North Endzone Facility, Basketball Development Center, Baseball Stadium, Softball Stadium and The Academic Resource Center. The \$55 million plan was approved by trustees on Sept. 22, 2006. Architectural plans call for the Indiana basketball teams to have a new facility to call home. The Indiana Basketball Development Center will serve as the daily headquarters for the men's and women's programs, featuring practice courts, locker rooms, coach's offices and meeting rooms for each team, as well as a training room and strength development area. The addition of the center will alleviate overcrowding issues encountered in the current facility. In addition, a legacy area will be developed to honor the history of Indiana basketball. The Student Development and Compliance unit at Indiana University (target move-in is spring 2009) will relocate as a part of the facilities plan, moving from a modest 2,500 square foot space in Assembly Hall to a spacious and renovated 18,000 square foot area located on the east side of Memorial Stadium. Classrooms, private tutoring space, study areas, computer labs and staff offices will all be housed in the Academic Center for Excellence.

HOOSIERS WORK OVERTIME FOR WIN AT ILLINOIS

• The last time IU swept the season series from the Illini was also during the 1998-99 season when it logged a 62-53 win in Bloomington before that overtime win in Champaign.

• The 83-79 final score means that each of the last four meetings between the two teams has been decided by exactly four points, with the Hoosiers posting a 3-1 record in those games.

• Indiana's last overtime game was March 9, 2007 at the Big Ten Tournament, also against Illinois. The Illini came away with a 58-54 win in that game.

• The Hoosiers' last overtime win came during the 2004-05 season at home against Michigan State, a 78-74 triumph on Feb. 27, 2005. The last IU overtime win on the road also came that same season, a 75-73 double-overtime win at Purdue on Jan. 15.

• Four Indiana players, **Armon Bassett (43), D.J. White (48), Jamarcus Ellis (43) and Eric Gordon (45)**, played over 40 minutes for the first time since that same double overtime win at Purdue. The totals are new career highs for all four Hoosiers.

THIS YEAR'S RECORD

| | |
|---|------|
| All Games | 25-5 |
| Home Games..... | 17-2 |
| Road Games..... | 7-2 |
| Neutral Site Games..... | 1-1 |
| Leads At Half..... | 20-1 |
| Trails At Half..... | 4-4 |
| Is Tied At Half..... | 1-0 |
| Outrebounds An Opponent..... | 20-2 |
| Gets Outrebounded..... | 2-3 |
| Ties In Rebounds..... | 3-0 |
| Shoots Less Than 40 Percent From The Floor..... | 2-3 |
| Shoots Between 40 and 50 Percent From The Floor..... | 15-2 |
| Shoots Better Than 50 Percent From The Floor..... | 8-0 |
| Opponent Shoots Less Than 40 Percent From The Floor..... | 13-1 |
| Opponent Shoots Between 40 and 50 Percent From The Floor..... | 12-3 |
| Opponent Shoots Better Than 50 Percent From The Floor..... | 0-1 |
| Shoots Less Than 70 Percent From The Line..... | 6-1 |
| Shoots 70 Percent Or Better From The Line..... | 19-4 |
| Opponent Shoots Less Than 70 Percent From The Line..... | 17-3 |
| Opponent Shoots 70 Percent Or Better From The Line..... | 8-2 |
| Hits At Least Eight Three-Pointers..... | 12-1 |
| Scores 70-79..... | 8-1 |
| Scores 80-89..... | 6-0 |
| Scores 90-plus points..... | 5-0 |
| Game Is Decided By Five Points Or Fewer..... | 7-2 |
| Wins Offensive Glass..... | 14-2 |
| Loses Offensive Glass..... | 10-3 |
| Ties Offensive Glass..... | 1-0 |
| Wins Defensive Glass..... | 22-2 |
| Loses Defensive Glass..... | 1-2 |
| Ties Defensive Glass..... | 2-1 |
| Less Than 10 Turnovers..... | 0-2 |
| 10 or More Turnovers..... | 25-3 |
| Leads With Five Minutes Left..... | 23-1 |
| Trails With Five Minutes Left..... | 2-4 |
| Tied With Five Minutes Left..... | 0-0 |
| Three Or More Players Score In Double Figures..... | 22-3 |
| Four Or More Players Score In Double Figures..... | 13-2 |
| Five Or More Players Score in Double Figures..... | 3-0 |
| Big Ten Games..... | 14-3 |
| Big Ten Home Games..... | 8-1 |
| Big Ten Road Games..... | 6-2 |
| Big Ten Neutral Site Games..... | 0-0 |
| November Games..... | 5-1 |
| December Games..... | 6-0 |
| January Games..... | 6-2 |
| February Games..... | 7-1 |
| March Games..... | 1-1 |
| Monday Games..... | 2-0 |
| Tuesday Games..... | 5-0 |
| Wednesday Games..... | 3-1 |
| Thursday Games..... | 2-1 |
| Friday Games..... | 1-0 |
| Saturday Games..... | 7-2 |
| Sunday Games..... | 5-1 |
| Overtime Games..... | 1-0 |
| Night Games..... | 18-3 |
| Day Games..... | 7-2 |
| Against the A.P. Top 10..... | 1-0 |
| Against the A.P. Top 25..... | 2-3 |
| Against the ESPN/USA Today Top 10..... | 1-0 |
| Against the ESPN/USA Today Top 25..... | 3-3 |
| Big Ten Network Games..... | 15-2 |
| ESPN Games..... | 7-1 |
| ESPN2 Games..... | 0-0 |
| ESPNU Games..... | 1-0 |
| CBS Games..... | 3-2 |

PLAYER SUPERLATIVES

CAREER DOUBLE-FIGURE SCORING

| | |
|----------------------|----|
| D.J. White..... | 76 |
| Armon Bassett..... | 31 |
| Eric Gordon..... | 28 |
| Jordan Crawford..... | 15 |
| Lance Stemler..... | 12 |
| Jamarcus Ellis..... | 10 |
| Mike White..... | 5 |
| DeAndre Thomas..... | 5 |

CAREER 30-PLUS POINT SCORING

| | |
|------------------|---|
| Eric Gordon..... | 3 |
|------------------|---|

CAREER 20-PLUS POINT SCORING

| | |
|----------------------|----|
| D.J. White..... | 19 |
| Eric Gordon..... | 18 |
| Armon Bassett..... | 5 |
| Jordan Crawford..... | 2 |
| Lance Stemler..... | 1 |

CAREER 20-PLUS POINT & 10-PLUS REBOUNDING

| | |
|-----------------|----|
| D.J. White..... | 10 |
|-----------------|----|

CAREER 20-PLUS POINT & 20-PLUS REBOUNDING

| | |
|-----------------|---|
| D.J. White..... | 1 |
|-----------------|---|

CAREER DOUBLE-FIGURE REBOUNDING

| | |
|---------------------|----|
| D.J. White..... | 29 |
| Jamarcus Ellis..... | 7 |

CAREER DOUBLE-FIGURE ASSISTS

| | |
|---------------------|---|
| Jamarcus Ellis..... | 1 |
|---------------------|---|

Here is a look at Indiana's record when certain players post double figures in scoring and rebounding, double-doubles and six-plus assists.

DOUBLE-FIGURE SCORING

| | 04-05 | 05-06 | 06-07 | 07-08 | Total |
|------------|-------|-------|-------|-------|-------|
| D.J. White | 14-10 | 2-0 | 16-6 | 23-5 | 55-21 |
| Bassett | | | 11-5 | 12-3 | 23-8 |
| Gordon | | | | 23-5 | 23-5 |
| Crawford | | | | 13-2 | 13-2 |
| Stemler | | | 8-2 | 2-0 | 10-2 |
| Ellis | | | | 9-1 | 9-1 |
| Thomas | | | | 5-0 | 5-0 |
| M. White | | | 2-1 | 2-0 | 4-1 |

DOUBLE-FIGURE REBOUNDING

| | 04-05 | 05-06 | 06-07 | 07-08 | Total |
|------------|-------|-------|-------|-------|-------|
| D.J. White | 1-1 | | 5-3 | 15-4 | 21-8 |
| Ellis | | | | 5-2 | 5-2 |

DOUBLE-DOUBLES

| | 04-05 | 05-06 | 06-07 | 07-08 | Total |
|------------|-------|-------|-------|-------|-------|
| D.J. White | | 1-1 | 5-3 | 15-4 | 21-8 |
| Ellis | | | | 2-1 | 2-1 |

SIX-PLUS ASSISTS

| | 04-05 | 05-06 | 06-07 | 07-08 | Total |
|----------|-------|-------|-------|-------|-------|
| Ellis | | | | 8-0 | 8-0 |
| Bassett | | | 2-0 | 2-1 | 4-1 |
| Gordon | | | | 1-0 | 1-0 |
| Crawford | | | | 1-0 | 1-0 |

MR. BASKETBALL AT INDIANA

Eric Gordon is the fifth Mr. Basketball in Indiana to suit up for the Hoosiers in the last 11 years. Overall, 21 of the honorees since 1939 have worn the Cream and Crimson.

| | |
|------|------------------------------------|
| 2007 | Eric Gordon (North Central) |
| 2004 | A.J. Ratliff (North Central) |
| 2000 | Jared Jeffries (Bloomington North) |
| 1998 | Tom Coverdale (Noblesville) |
| 1997 | Luke Recker (DeKalb) |
| 1990 | Damon Bailey (Bedford N. Lawrence) |
| 1989 | Pat Graham (Floyd Central) |
| 1987 | Lyndon Jones/Jay Edwards (Marion) |
| 1984 | Delray Brooks (Michigan City) |
| 1983 | Steve Alford (New Castle) |
| 1979 | Steve Bouchie (Washington) |
| 1977 | Ray Tolbert (Madison Heights) |
| 1973 | Kent Benson (New Castle) |
| 1970 | Dave Sheperd (Carmel) |
| 1969 | George McGinnis (Washington) |
| 1961 | Tom and Dick Van Arsdale (Manual) |
| 1959 | Jimmy Rayl (Kokomo) |
| 1947 | Bill Garrett (Shelbyville) |
| 1945 | Tom Schwartz (Kokomo) |

OFF THE BENCH

Hoosiers who have scored 10 points or more off the bench this season.

| | |
|--------------------|---|
| Chattanooga | Jordan Crawford, 13 DeAndre Thomas, 11 |
| Longwood | Jordan Crawford, 16 Lance Stemler, 12 |
| UNC Wilmington | Jordan Crawford, 15 |
| vs. Illinois State | Jordan Crawford, 13 |
| Tennessee State | Mike White, 11 |
| Kentucky | DeAndre Thomas, 11 |
| at Iowa | Jordan Crawford, 12 |
| Chicago State | Jordan Crawford, 15 |
| Illinois | Armon Bassett, 11 |
| at Minnesota | Jordan Crawford, 16 |
| Penn State | Armon Bassett, 17 |
| Connecticut | Jordan Crawford, 10 |
| at Illinois | Jordan Crawford, 18 |
| Michigan State | Jordan Crawford, 12 DeAndre Thomas, 10 |
| at Northwestern | Jordan Crawford, 21 |
| at Michigan State | Jordan Crawford, 12 |

SPECIALTY STATS

| (IU listed first) | Game | FT | Bench | Paint | Off TO | 2nd Chance | Fast Break |
|-------------------|-------------------|-------|-------|-------|--------|------------|------------|
| | CHATTANOOGA | 23/8 | 24/31 | 28/34 | 22/15 | 6/2 | 22/19 |
| | LONGWOOD | 13/12 | 34/25 | 47/18 | 18/0 | 9/13 | 15/2 |
| | UNCW | 24/15 | 22/5 | 44/31 | 43/14 | 5/9 | 12/7 |
| | Illinois State | 15/11 | 17/27 | 34/20 | 11/13 | 22/4 | 4/6 |
| | Xavier | 14/20 | 8/23 | 36/44 | 13/9 | 20/21 | 2/6 |
| | GA. TECH | 28/11 | 2/22 | 30/40 | 9/9 | 9/16 | 4/13 |
| | Southern Illinois | 12/8 | 6/14 | 24/24 | 10/14 | 6/8 | 4/6 |
| | TENN. STATE | 28/10 | 20/13 | 36/32 | 23/27 | 25/9 | 4/10 |
| | KENTUCKY | 22/9 | 11/16 | 24/26 | 14/9 | 13/6 | 4/2 |
| | W. CAROLINA | 20/9 | 23/12 | 46/26 | 35/8 | 24/7 | 16/6 |
| | COPPIN STATE | 27/11 | 9/16 | 30/26 | 18/12 | 14/8 | 4/4 |
| | CHICAGO STATE | 21/0 | 33/13 | 50/14 | 21/11 | 22/7 | 21/2 |
| | Iowa | 23/15 | 23/20 | 38/18 | 14/8 | 14/13 | 8/2 |
| | Michigan | 10/18 | 14/20 | 34/16 | 12/16 | 20/6 | 9/6 |
| | ILLINOIS | 18/13 | 18/13 | 24/22 | 10/14 | 13/6 | 0/4 |
| | Minnesota | 12/11 | 29/17 | 16/34 | 5/16 | 12/12 | 7/6 |
| | PENN STATE | 12/9 | 20/10 | 30/26 | 17/14 | 10/8 | 4/6 |
| | IOWA | 12/8 | 7/7 | 32/16 | 31/13 | 2/5 | 8/0 |
| | UCONN | 6/16 | 15/5 | 16/34 | 21/10 | 7/13 | 4/4 |
| | at Wisconsin | 10/19 | 3/8 | 22/34 | 3/15 | 13/21 | 3/0 |
| | NORTHWESTERN | 17/7 | 9/23 | 16/26 | 6/17 | 18/3 | 4/3 |
| | at Illinois | 22/8 | 20/21 | 12/26 | 12/10 | 16/11 | 2/2 |
| | at Ohio State | 7/4 | 11/16 | 26/16 | 21/3 | 14/10 | 0/0 |
| | WISCONSIN | 15/3 | 12/22 | 34/26 | 7/6 | 9/10 | 0/2 |
| | MICHIGAN STATE | 10/12 | 24/23 | 40/20 | 19/13 | 9/11 | 10/6 |
| | PURDUE | 30/11 | 10/19 | 26/30 | 2/23 | 13/11 | 4/3 |
| | at Northwestern | 30/15 | 23/8 | 22/28 | 9/13 | 8/9 | 2/4 |
| | OHIO STATE | 19/6 | 9/5 | 36/30 | 19/21 | 16/8 | 9/4 |
| | at Michigan State | 13/16 | 16/33 | 34/38 | 10/17 | 16/7 | 8/22 |
| | MINNESOTA | 20/10 | 9/11 | 26/22 | 14/9 | 14/11 | 4/2 |

LEAD/DEFICIT

| Opponent | Largest Lead | Largest Deficit | Final Score |
|-------------------|--------------|-----------------|-------------|
| CHATTANOOGA | 99-77, :37 | 7-2, 18:10 | W, 99-77 |
| LONGWOOD | 97-41, 2:34 | None | W, 100-49 |
| UNCW | 88-56, 7:01 | 18-8, 15:29 | W, 95-71 |
| Illinois State | 44-30, 17:05 | None | W, 70-57 |
| Xavier | 16-15, 10:15 | 80-63, :13 | L, 65-80 |
| GA. TECH | 75-65, 3:37 | 26-18, 9:25 | W, 89-73 |
| Southern Illinois | 56-40, 2:58 | 12-8, 11:59 | W, 64-51 |
| TENN. STATE | 36-17, 6:14 | None | W, 84-72 |
| KENTUCKY | 53-30, 12:03 | None | W, 70-51 |
| W. CAROLINA | 99-48, 2:06 | None | W, 100-52 |
| COPPIN STATE | 73-46, 0:00 | 6-2, 17:20 | W, 73-46 |
| CHICAGO STATE | 76-37, 10:20 | None | W, 97-59 |
| Iowa | 70-57, 2:10 | 44-40, 15:02 | W, 79-76 |
| Michigan | 63-41, 9:23 | 3-2, 19:06 | W, 78-64 |
| ILLINOIS | 57-51, 4:29 | 13-4, 15:52 | W, 62-58 |
| Minnesota | 38-27, 2:16 | 27-21, 6:36 | W, 65-60 |
| PENN STATE | 81-60, 2:13 | 6-2, 17:35 | W, 81-65 |
| IOWA | 63-41, 2:46 | 4-0, 18:52 | W, 65-43 |
| UCONN | 9-0, 16:57 | 52-41, 6:04 | L, 63-68 |
| at Wisconsin | 2-0, 19:34 | 46-26, 12:53 | L, 49-62 |
| NORTHWESTERN | 75-60, 0:05 | None | W, 75-62 |
| at Illinois | 81-76, 0:16 | 42-30, 16:33 | W, 83-79 |
| at Ohio State | 40-29, 13:14 | 2-0, 19:43 | W, 59-53 |
| WISCONSIN | 23-14, 7:05 | 68-66, 0:05 | L, 66-68 |
| MICHIGAN STATE | 80-59, 1:01 | 15-4, 13:33 | W, 80-61 |
| PURDUE | 53-41, 9:46 | 6-0, 16:33 | W, 77-68 |
| at Northwestern | 66-60, 9:15 | 25-16, 9:42 | W, 85-82 |
| OHIO STATE | 30-17, 2:35 | 3-0, 18:20 | W, 72-69 |
| at Michigan State | None | 56-24, 2:20 | L, 103-74 |
| MINNESOTA | 69-53, 1:08 | 5-2, 16:12 | W, 69-55 |

INDIVIDUAL HIGHS

INDIANA

Points 33, Eric Gordon vs. Chattanooga, 11/12
 FG Made 11, Eric Gordon vs. Illinois State, 11/23
 11, D.J. White vs. Tennessee State, 12/3
 FG Attempted 18, Eric Gordon vs. Illinois State, 11/23
 FG % .889 (8-9), D.J. White vs. Coppin State, 12/22
 3-Pt. Made 7, Eric Gordon vs. Chattanooga, 11/12
 3-Pt. Attempted 11, Eric Gordon (3x) last vs. Penn State, 1/20
 3-Pt. % (5 att.) .833 (5-6), Armon Bassett vs. Penn State 1/20
 FT Made 14, Eric Gordon vs. Chicago State, 12/29
 FT Attempted 16, Eric Gordon (2x) vs. Georgia Tech, 11/27 at Northwestern, 2/23
 FT% (12 att.) 1.000 (14-14), Eric Gordon vs. Chicago State, 12/29
 1.000 (12-12), Eric Gordon vs. Xavier, 11/24
 Rebounds 22, D.J. White at Michigan, 1/8
 Assists 10, Jamarcus Ellis vs. Tennessee State, 12/3
 Steals 5, Jordan Crawford vs. Chicago State, 12/29
 5, Jamarcus Ellis at Iowa, 1/2
 Blocks 4, D.J. White (3x) last vs. Chicago State, 12/29
 4, Jamarcus Ellis vs. Chicago State, 12/29

OPPONENTS

Points 37, Kevin Coble (Northwestern) 2/23
 FG Made 12, Kevin Coble (Northwestern) 2/23
 FG Attempted 20, David Holston (Chicago State) 12/29
 20, Demetri McCamey (Illinois) 2/7
 FG % .857 (6-7), Kevin Bridgewater (Chattanooga) 11/12
 3-Pt. Made 8, Justin Johnson (Iowa) 1/2
 3-Pt. Attempted 15, David Holston (Chicago State) 12/29
 3-Pt. % .833 (5-6), Levi Dyer (Illinois State) 11/23
 FT Made 10, Todd Hendley (UNCW) 11/20
 FT Attempted 12, Craig Austrie (UCONN) 1/26
 FT % 1.000 (10-10), Todd Hendley (UNCW) 11/20
 Rebounds 12, Joe Krabbenhoft (Wisconsin) 1/31
 Assists 11, Chris Allen (Michigan State) 3/2
 Steals 5, Bruce Price (Tennessee State) 12/3
 5, Damian Johnson (Minnesota) 1/17
 Blocks 5, Ekpe Udoh (Michigan) 1/8

TEAM HIGHS

INDIANA

Points 100, (2x) last vs. Western Carolina, 12/15
 FG Made 38, vs. Longwood, 11/18
 FG Attempted 72, vs. Chicago State, 12/29
 FG % .604 (32-53), vs. UNCW, 11/20
 3-Pt. Made 14, vs. Chattanooga, 11/12
 3-Pt. Attempted 30, vs. Northwestern, 2/3
 3-Pt. % .636 (7-11), vs. Purdue, 2/19
 FT Made 30 (2x), vs. Purdue, 2/19
 30, at Northwestern, 2/23
 FT Attempted 38, Georgia Tech, 11/27
 FT % 1.000 (7-7), at Ohio State, 2/10
 Rebounds 56, vs. Chicago State, 12/29
 Assists 22, vs. Longwood, 11/18
 Steals 12, vs. Western Carolina, 12/15
 Blocks 11, vs. Chicago State, 12/29
 Turnovers 26, at Minnesota, 1/17

OPPONENTS

Points 103, at Michigan State, 3/2
 FG Made 37, at Michigan State, 3/2
 FG Attempted 72, vs. Purdue, 2/19
 FG % .607 (37-61), at Michigan State, 3/2
 3-Pt. Made 13, at Michigan State, 3/2
 3-Pt. Attempted 30, vs. Chattanooga, 11/12
 30, at Illinois, 2/7
 3-Pt. % .667 (4-6), vs. UCONN, 1/26
 FT Made 20, vs. Xavier, 11/24
 FT Attempted 30, vs. Xavier, 11/24
 FT % .938 (15-16), vs. UNCW, 11/20
 Rebounds 44, vs. UCONN, 1/26
 Assists 28, at Michigan State, 2/3
 Steals 16, vs. Tennessee State, 12/3
 Blocks 8, vs. Ohio State, 2/26
 Turnovers 26, vs. UNCW, 11/20

TEAM LOWS

INDIANA

Points 49, at Wisconsin, 1/31
 FG Made 18, at Wisconsin, 1/31
 FG Attempted 41, at Northwestern, 2/23
 FG % .333 (18-54), at Wisconsin, 1/31
 3-Pt. Made 1, vs. Xavier, 11/24
 3-Pt. Attempted 9, vs. Illinois State, 11/23
 9, vs. Kentucky, 12/8
 3-Pt. % .067 (1-15), vs. Xavier, 11/24
 FT Made 6, vs. UCONN, 1/26
 FT Attempted 8, vs. UCONN, 1/26
 FT % .625 (13-21), at Michigan State, 3/2
 Rebounds 25, vs. UNCW, 11/20
 Assists 6, vs. Illinois, 1/13
 6, vs. Wisconsin, 2/13
 Steals 2, vs. Illinois, 1/13
 Blocks 1, vs. UNCW, 11/20
 1, vs. Michigan State, 2/16
 1, at Northwestern, 2/23
 Turnovers 6, vs. Wisconsin, 2/13

OPPONENTS

Points 43, vs. Iowa, 1/23
 FG Made 15, vs. Iowa, 1/23
 FG Attempted 44, vs. Iowa, 1/23
 FG % .258 (16-62), vs. Longwood, 11/18
 3-Pt. Made 1, at Southern Illinois, 12/1
 3-Pt. Attempted 6, vs. UCONN, 1/26
 3-Pt. % .071 (1-14), at Southern Illinois, 12/1
 FT Made 0, vs. Chicago State, 12/29
 FT Attempted 5, vs. Chicago State, 12/29
 FT % .000 (0-5), vs. Chicago State, 12/29
 Rebounds 17, vs. Northwestern, 2/3
 Assists 4, vs. Coppin State, 12/22
 Steals 1, at Ohio State, 2/10
 1, vs. Wisconsin, 2/13
 Blocks 0, (3x) last vs. Illinois, 1/13
 Turnovers 5, vs. Purdue, 2/19

STARTERS

| Game | F | F | F | G | G | Record |
|-------------------|----------|----------|----------|----------|----------|--------|
| CHATTANOOGA | D. White | Stemler | Ellis | Bassett | Gordon | 1-0 |
| LONGWOOD | D. White | Thomas | Ellis | Bassett | Gordon | 1-0 |
| UNCW | D. White | Thomas | Ellis | Bassett | Gordon | 2-0 |
| Illinois State | D. White | Thomas | Ellis | Bassett | Gordon | 3-0 |
| Xavier | D. White | Thomas | Ellis | Bassett | Gordon | 3-1 |
| GA. TECH | D. White | Stemler | Ellis | Bassett | Gordon | 2-0 |
| Southern Illinois | D. White | Stemler | Ellis | Bassett | Gordon | 3-0 |
| TENN. STATE | D. White | Stemler | Ellis | Bassett | Gordon | 4-0 |
| KENTUCKY | D. White | Stemler | M. White | Ellis | Crawford | 1-0 |
| W. CAROLINA | D. White | M. White | Ellis | Crawford | Gordon | 1-0 |
| COPPIN STATE | D. White | Stemler | M. White | Crawford | Gordon | 1-0 |
| CHICAGO STATE | D. White | M. White | Ellis | Bassett | Gordon | 1-0 |
| Iowa | D. White | M. White | Ellis | Bassett | Gordon | 2-0 |
| Michigan | D. White | M. White | Ellis | Crawford | Gordon | 2-0 |
| ILLINOIS | D. White | M. White | Ellis | Crawford | Gordon | 3-0 |
| Minnesota | D. White | M. White | Ellis | Bassett | Gordon | 3-0 |
| PENN STATE | D. White | M. White | Ellis | Crawford | Gordon | 4-0 |
| IOWA | D. White | Thomas | Ellis | Bassett | Gordon | 4-1 |
| UCONN | D. White | M. White | Ellis | Bassett | Gordon | 3-1 |
| Wisconsin | D. White | M. White | Ellis | Bassett | Gordon | 3-2 |
| NORTHWESTERN | D. White | Taber | Ellis | Bassett | Gordon | 1-0 |
| Illinois | D. White | Stemler | Ellis | Bassett | Gordon | 5-0 |
| Ohio State | D. White | Stemler | Taber | Crawford | Gordon | 1-0 |
| WISCONSIN | D. White | Taber | Ellis | Bassett | Gordon | 1-1 |
| MICHIGAN STATE | D. White | Stemler | Ellis | Bassett | Gordon | 6-0 |
| PURDUE | D. White | Stemler | Ellis | Bassett | Gordon | 7-0 |
| at Northwestern | D. White | Stemler | Ellis | Bassett | Gordon | 8-0 |
| OHIO STATE | D. White | Stemler | Ellis | Bassett | Gordon | 9-0 |
| at Michigan State | D. White | Stemler | Ellis | Bassett | Gordon | 9-1 |
| MINNESOTA | D. White | Stemler | Ellis | Bassett | Gordon | 10-1 |

GAME BY GAME LEADERS

| Game | POINTS | REBOUNDS | ASSISTS | STEALS | BLOCKS |
|-----------------|---------------|---------------------|--------------------------|---------------------------|----------------------------|
| CHATTANOOGA | Gordon (33) | Ellis (9) | Ellis (6) | Gordon (3) | White (2) |
| LONGWOOD | Gordon (21) | Ellis (11) | Ellis/Bassett (5) | McGee (3) | Holman (2) |
| UNCV | Gordon (30) | Stemler/Ellis (4) | Gordon (6) | Stemler/Gordon (3) | Ellis (1) |
| Illinois State | Gordon (31) | D. White (10) | Crawford (4) | Stemler (2) | Several (1) |
| Xavier | Gordon (20) | Ellis (11) | Ellis/Bassett/Gordon (3) | Several (1) | Ellis/White/Stemler (3) |
| GA. TECH | Gordon (29) | D. White (14) | Bassett (6) | Ellis/D. White (2) | D. White (3) |
| S. Illinois | Gordon (22) | D. White (12) | Bassett (4) | Gordon (2) | Gordon/Ellis/D. White (3) |
| TENN. STATE | D. White (29) | D. White (13) | Ellis (10) | M. White/Ellis/Stemler(2) | D. White (4) |
| KENTUCKY | Crawford (20) | D. White (13) | Ellis (5) | Crawford/Ellis (2) | D. White (2) |
| W. CAROLINA | Gordon (26) | D. White (11) | Ellis (6) | Ellis/Stemler (3) | Several (1) |
| COPPIN STATE | D. White (21) | Ellis (9) | Ellis (6) | Gordon (3) | D. White (4) |
| CHICAGO STATE | Gordon (22) | D. White (15) | Bassett (5) | Crawford (5) | D. White/Ellis (4) |
| Iowa | Gordon (25) | D. White (15) | Ellis (7) | Ellis (5) | Crawford/Ellis (1) |
| Michigan | Gordon (23) | D. White (22) | Ellis/Ratliff (6) | Ellis/Crawford (2) | D. White (2) |
| ILLINOIS | Gordon (17) | D. White (10) | Gordon (2) | Ratliff/D.White (1) | D. White (2) |
| Minnesota | D. White (17) | D. White (10) | Ellis (6) | Ellis (2) | D. White (2) |
| PENN STATE | Gordon (25) | D. White (7) | Ellis (8) | Ellis (3) | D. White/Ellis (1) |
| IOWA | D. White (19) | Ellis (8) | Ellis (4) | Gordon (4) | Gordon (3) |
| UCONN | Bassett (18) | D. White (10) | Gordon (4) | Bassett/Ellis/Gordon (2) | D. White (2) |
| Wisconsin | D. White (22) | D. White (17) | Gordon (3) | Gordon (2) | Ellis/Stemler/D. White (1) |
| NORTHWESTERN | Gordon (29) | D. White (13) | Bassett (6) | Gordon (2) | D. White (2) |
| Illinois | Gordon (19) | Ellis (11) | Bassett/Gordon (4) | Ellis/D. White (3) | D. White (2) |
| Ohio State | D. White (21) | D. White (13) | Crawford (7) | Crawford (3) | D. White (2) |
| WISCONSIN | Gordon (23) | D.White/Ellis (8) | Gordon (3) | Several (1) | D. White (3) |
| MICHIGAN STATE | Gordon (28) | Crawford/Gordon (5) | Bassett/Crawford (5) | Ellis (4) | Gordon (1) |
| PURDUE | Gordon (22) | D. White (15) | Bassett (4) | Several (1) | Several (1) |
| at Northwestern | Bassett (24) | D. White (11) | Crawford (5) | Bassett (2) | Gordon (1) |
| OHIO STATE | Bassett (23) | D. White (8) | Gordon (3) | Gordon (3) | D. White (2) |
| Michigan State | Gordon (22) | D. White (12) | Bassett (6) | Crawford/Ellis/Gordon (2) | Stemler (2) |
| MINNESOTA | Gordon (20) | Ellis (13) | Bassett (3) | Ellis (4) | Gordon/D. White (2) |

ON THE RUN

(IU listed first)

| Game | Before Run | Time | Run | Elapsed Time | Final |
|-------------------|------------|-------|-------|--------------|-----------|
| CHATTANOOGA | 65-61 | 11:28 | 33-10 | 5:08 | W, 99-77 |
| LONGWOOD | 75-41 | 11:13 | 21-0 | 8:47 | W, 100-49 |
| UNCV | 8-18 | 15:29 | 44-14 | 15:29 | W, 95-71 |
| Illinois State | 12-11 | 12:02 | 18-6 | 6:25 | W, 70-57 |
| Xavier | 20-25 | 7:09 | 4-0 | 1:49 | L, 65-80 |
| GA. TECH | 18-26 | 9:25 | 18-3 | 6:58 | W, 83-79 |
| Southern Illinois | 8-12 | 11:59 | 25-13 | 11:50 | W, 64-51 |
| TENN. STATE | 6-4 | 16:54 | 11-0 | 4:41 | W, 84-72 |
| KENTUCKY | 32-25 | 1:49 | 14-0 | 6:09 | W, 70-51 |
| W. CAROLINA | 28-18 | 7:36 | 11-0 | 3:26 | W, 100-52 |
| COPPIN STATE | 28-26 | 20:00 | 20-2 | 7:20 | W, 73-46 |
| CHICAGO STATE | 0-0 | Tip | 11-0 | 2:01 | W, 97-59 |
| Iowa | 40-44 | 15:02 | 30-13 | 12:48 | W, 79-76 |
| Michigan | 37-31 | 20:00 | 24-8 | 8:21 | W, 78-64 |
| ILLINOIS | 39-45 | 12:12 | 14-3 | 5:48 | W, 62-58 |
| Minnesota | 21-27 | 6:36 | 17-0 | 4:36 | W, 65-60 |
| PENN STATE | 54-54 | 11:18 | 27-6 | 9:05 | W, 81-65 |
| IOWA | 28-24 | 3:37 | 15-4 | 7:25 | W, 65-43 |
| UCONN | 0-0 | Tip | 9-0 | 3:03 | L, 63-68 |
| Wisconsin | 26-46 | 12:53 | 17-2 | 5:29 | L, 49-62 |
| NORTHWESTERN | 52-50 | 11:44 | 14-2 | 7:12 | W, 75-63 |
| Illinois | 49-56 | 6:56 | 11-3 | 4:53 | W, 83-79 |
| Ohio State | 31-29 | 16:44 | 9-0 | 3:30 | W, 59-53 |
| WISCONSIN | 12-12 | 12:39 | 11-2 | 5:34 | L, 66-68 |
| MICHIGAN STATE | 8-18 | 11:13 | 29-8 | 10:18 | W, 80-61 |
| PURDUE | 36-33 | 18:11 | 17-8 | 8:25 | W, 77-68 |
| at Northwestern | 44-36 | 18:21 | 30-16 | 9:06 | W, 85-82 |
| OHIO STATE | 0-3 | 18:20 | 18-4 | 6:42 | W, 72-69 |
| at Michigan State | 44-71 | 13:53 | 14-4 | 3:17 | L, 74-103 |
| MINNESOTA | 48-48 | 7:58 | 16-2 | 5:39 | W, 69-55 |

HOOSIERS SIGN FOUR

In November, four players signed national letters of intent. The class was rated the 15th best in the nation according to Rivals.com.

Devin Ebanks

**6'8" • 185 • Long Island City, N.Y./
St. Thomas More (Conn.) Prep**

Ebanks, a native of Long Island City, N.Y., is ranked second among small forwards and 13th overall in the class of 2008, according to *Rivals.com*. He averaged 23 points, five rebounds, four assists and three steals as a junior at St. Thomas More Prep in Connecticut for Coach Jere Quinn. In the summer of 2007, Ebanks was one of thirty high school players to be invited to the USA Basketball Men's Youth Development Festival at the U.S. Olympic Training Center in Colorado Springs, Colo., and averaged 28.2 points and 4.8 rebounds per game. He also shot 60.2% from the field and 1.8 steals in 29.8 minutes per game. As a sophomore, he averaged 18 points, nearly six rebounds and 1.3 assists. Ebanks is the son of Yvonne Jackson and Hubert Ebanks.

Terrell Holloway

**6'0" • 175 • Hempstead, N.Y./
Cincinnati's Harmony Prep**

Holloway is the 20th ranked point guard in the class of 2008 and the 100th overall prospect according to *Rivals.com*. The Hempstead, N.Y. native is ranked as the 16th best point guard in his class according to scout.com. Holloway led Hempstead High School to the Nassau Class AA title in 2006, the program's first in six seasons. He averaged 20 points, six rebounds, six assists and six steals for Coach Rodney Crawford. He is the son of Angela and Terrell Holloway.

Tom Pritchard

**6'8" • 240 • Westlake, Ohio/
Lakewood St. Edward High School**

Pritchard averaged 14 points, seven rebounds and two blocked shots a game as a junior, helping Lakewood St. Edward to a 25-1 record and an appearance in the state semifinal. Under Coach Eric Flannery, Pritchard, who hails from Westlake, Ohio, and St. Edward finished the 2006-07 season ranked 23rd in the *USA TODAY* Super 25 poll. Prior to a loss in the state semifinal game, St. Edward was ranked in the top ten for most of the season. He is the son of Beth and Dan Pritchard.

Matt Roth

**6'3" • 175 • Washington, Ill./
Metamora Washington High School**

As a junior, Roth averaged 21 points and five rebounds as he led Metamora Washington High School to a 27-2 record. Was a member of the *Associated Press's* 2006-07 Class AA all-state first team in Illinois following his junior year. He garnered second team honors with the *Chicago Tribune* and third team accolades with the *Chicago Sun-Times*. The Washington, Ill., native made 148 triples on his way to shooting a blistering 48 percent from three-point line for Coach Kevin Brown. He led his team in points and blocks and finished second in rebounds. He was named the 2007-08 *MidStateHoops.com* Preseason Player of the Year.

HUSTLIN' HOOSIERS

Starts

| | |
|----------------------|----|
| D.J. White..... | 30 |
| Eric Gordon..... | 29 |
| Jamarcus Ellis..... | 28 |
| Armon Bassett..... | 23 |
| Lance Stemler..... | 14 |
| Mike White..... | 11 |
| Jordan Crawford..... | 7 |
| DeAndre Thomas..... | 5 |
| Kyle Taber..... | 3 |

Dives For Loose Balls

| | |
|----------------------|----|
| Lance Stemler..... | 27 |
| Jamarcus Ellis..... | 19 |
| D.J. White..... | 18 |
| Eric Gordon..... | 9 |
| Armon Bassett..... | 9 |
| Jordan Crawford..... | 8 |
| Kyle Taber..... | 6 |
| Mike White..... | 4 |
| DeAndre Thomas..... | 2 |
| Eli Holman..... | 1 |

Dunks

| | |
|----------------------|----|
| D.J. White..... | 56 |
| Eric Gordon..... | 16 |
| Jordan Crawford..... | 9 |
| Jamarcus Ellis..... | 2 |
| DeAndre Thomas..... | 1 |
| Mike White..... | 1 |
| Armon Bassett..... | 1 |
| Kyle Taber..... | 1 |
| Lance Stemler..... | 1 |

Points Off of Turnovers

| | |
|----------------------|-----|
| Eric Gordon..... | 111 |
| D.J. White..... | 88 |
| Armon Bassett..... | 79 |
| Jordan Crawford..... | 75 |
| Jamarcus Ellis..... | 40 |
| Lance Stemler..... | 11 |
| Brandon McGee..... | 11 |
| Mike White..... | 8 |
| DeAndre Thomas..... | 5 |

Second Chance Points

| | |
|----------------------|-----|
| D.J. White..... | 135 |
| Jamarcus Ellis..... | 50 |
| Eric Gordon..... | 36 |
| Armon Bassett..... | 28 |
| Jordan Crawford..... | 21 |
| Mike White..... | 20 |
| Lance Stemler..... | 20 |
| Kyle Taber..... | 12 |
| DeAndre Thomas..... | 4 |
| Brandon McGee..... | 4 |
| Eli Holman..... | 2 |

Fast Break Points

| | |
|----------------------|----|
| Eric Gordon..... | 67 |
| Jordan Crawford..... | 60 |
| Armon Bassett..... | 43 |
| Jamarcus Ellis..... | 16 |
| D.J. White..... | 14 |
| Mike White..... | 4 |
| DeAndre Thomas..... | 2 |
| Lance Stemler..... | 2 |
| Brandon McGee..... | 2 |

Charges Taken

| | |
|---------------------|---|
| Lance Stemler..... | 5 |
| Jamarcus Ellis..... | 3 |
| Armon Bassett..... | 2 |
| D.J. White..... | 1 |
| Mike White..... | 1 |
| DeAndre Thomas..... | 1 |
| Kyle Taber..... | 1 |

Points in the Paint

| | |
|----------------------|-----|
| D.J. White..... | 298 |
| Eric Gordon..... | 166 |
| Jamarcus Ellis..... | 120 |
| Jordan Crawford..... | 102 |
| DeAndre Thomas..... | 94 |
| Armon Bassett..... | 44 |
| Mike White..... | 32 |
| Lance Stemler..... | 20 |
| Brandon McGee..... | 14 |
| Kyle Taber..... | 14 |
| Eli Holman..... | 4 |

3 Pt-Plays Made

| | |
|-------------------------------------|-------|
| D.J. White..... | 12/16 |
| Eric Gordon..... | 3/4 |
| Armon Bassett (0/1, 4-pt play)..... | 1/1 |
| Jordan Crawford..... | 1/2 |
| DeAndre Thomas..... | 1/2 |
| Jamarcus Ellis..... | 0/5 |

Bench Points

| | |
|------------------------|-----|
| Jordan Crawford..... | 202 |
| DeAndre Thomas..... | 78 |
| Lance Stemler..... | 69 |
| Armon Bassett..... | 33 |
| Brandon McGee..... | 26 |
| Kyle Taber..... | 19 |
| Mike White..... | 15 |
| Jamarcus Ellis..... | 8 |
| Eli Holman..... | 6 |
| Adam Ahlfeld..... | 3 |
| Brett Finkelmeier..... | 2 |

FG% last five minutes

| | |
|----------------------|--------------|
| Armon Bassett..... | 14/27 51.9% |
| Lance Stemler..... | 10/19, 52.6% |
| Eric Gordon..... | 16/33, 48.5% |
| Jordan Crawford..... | 14/30, 46.7% |
| Jamarcus Ellis..... | 9/22, 40.9% |
| D.J. White..... | 9/22, 40.9% |

FT% last five minutes

| | |
|----------------------|-----------------------|
| Jordan Crawford..... | 14/15, 93.3% |
| Armon Bassett..... | 24/26, 92.3% |
| Eric Gordon..... | 60/71, 84.1% |
| Lance Stemler..... | 11/14, 78.6% |
| D.J. White..... | 16/24, 66.7% |
| Jamarcus Ellis..... | 18/27, 66.7% |
| Team..... | 153/191, 80.1% |

Control The Tip

| | |
|-----------------|-------|
| D.J. White..... | 21/30 |
|-----------------|-------|

INTERVIEW REQUESTS

All media requests should be directed to Director of Media Relations J.D. Campbell by calling 812-322-1437 or via email at jc56@indiana.edu.

In addition to the Big Ten Teleconference, Coach Dakich will hold one press conference per week, generally on Thursday as the team's schedule permits.

Players can be made available after practice on a non-game or travel day as long as the player has no class conflict. We request at least 48 hours notice to ensure the player availability.

IU RADIO AFFILIATES

WSCH-FM Aurora - 99.3
 WQRK-FM Bedford -105.5
 WHCC-FM Bloomington -105.1
 WBNL-AM Boonville - 1540
 WTRC-AM Elkhart -1340
 WEOA-AM Evansville - 1400
 WNUY-FM Fort Wayne -100.1
 WFLQ-FM French Lick - 100.1
 WLHK-FM Indianapolis- 97.1
 WITZ-FM Jasper -104.7
 WAVG-AM Jeffersonville - 1450
 WIOU-AM Kokomo - 1350
 WQTY-FM Linton - 93.3
 WLHM-FM Logansport - 102.3
 WRZR-FM Loogootee - 94.5
 WWLO-FM Lowell - 89.1
 WXGO-AM Madison 1270
 WORX-FM Madison - 96.7
 WBAT-AM Marion - 1400
 WYFX-FM Mount Vernon -106.7
 WRIN-AM Rensselaer -1560
 WLQI-FM Rensselaer - 97.7
 WQLK-FM Richmond - 96.1
 WSLM-AM Salem - 1220
 WSLM-FM Salem - 97.9
 WXXU-FM Seymour - 92.7
 WWLV-AM South Bend 1620
 WSBT-AM South Bend 960
 WTCJ-AM Tell City - 1230
 WAZI-FM Terre Haute -104.9
 WXCH-FM Versailles - 103.1
 WZDM-FM Vincennes - 92.1

Affiliates Subject To Change

BIG TEN BASKETBALL TELECONFERENCE

The Big Ten Conference will have weekly calls beginning January 7, 2008 with the final call on March 10, 2008.

Each Big Ten head coach is invited to participate on the weekly teleconferences. Participation is not mandatory, so some coaches may not be available each week.

To participate on the weekly teleconference, dial: 303-262-2051
 The calls will be available for play-back for 24 hours following each call.

To access the play-back, dial: 1-800-405-2236;
 PASSCODE: 11093599#

Internet?

The calls will be also be available live and archived at www.bigten.org.

Order of Appearance: (ALL-TIMES CENTRAL)

| | |
|------------|-----------------------------------|
| 9:00 a.m. | Dan Dakich, IND |
| 9:10 a.m. | Todd Lickliter, IOWA |
| 9:20 a.m. | Bruce Weber, ILL |
| 9:30 a.m. | Bill Carmody, NU |
| 9:40 a.m. | Ed DeChellis, PSU |
| 9:50 a.m. | Matt Painter, PUR |
| 10:00 a.m. | Tom Izzo, MSU |
| 10:10 a.m. | Bo Ryan, WIS |
| 10:20 a.m. | John Beilein, MICH |
| 10:30 a.m. | Thad Matta, OSU |
| 10:40 a.m. | Tubby Smith, MINN |
| 10:50 a.m. | Player of the Week (if available) |

IU RADIO NETWORK

This marks the 35th year that Don Fischer has been the radio play-by-play "voice" of Indiana University Football and Basketball games. In addition to broadcasting the games, Fischer hosts the weekly coaches talk shows for both football and basketball, and has a weekly IU sports show, from September through March on the IU Radio Network. Fischer has broadcast more than 1,200 Indiana University games that include six bowl games, four NCAA Basketball Championship games and two N.I.T. Championship games.

Former Indiana guard Todd Leary is in his sixth season as the color analyst. Leary played for the Hoosiers from 1989-94 and still ranks among IU's top-10 career leaders in career three-point field goal percentage at .423, and his .460 shooting from beyond the arc in 1993-94 is ninth on the all-time list.

Joe Smith is in his 25th year with the IU Radio Network. He has handled pre-game, halftime and post-game duties since 1983. Joe handled the IU TV warmup from 1978-82 and hosted several IU Coaches Shows from 1983-96 and again from 2002-04.

INSIDE IU BASKETBALL

Inside Indiana Basketball is a weekly radio show which can be heard each Monday night (except for game night and holidays) from 7 to 8 p.m. on the IU Radio Network.

Long-time voice of the Hoosiers Don Fischer, who is entering his 35th year behind the microphone, will join Coach Dakich to preview the coming week's action and review games from the previous week.

The show will originate from The Hoosier Den, which is located in Foster Quad on the IU campus. The show is produced by IU Sports Properties.

HOOSIERS TOP MOCS, 99-77

BLOOMINGTON, INDIANA--Overcoming a slow start, No. 8 Indiana (1-0) came back with a dominating second-half performance for a 99-79 win over Chattanooga (1-1) at Assembly Hall in Bloomington.

Making his official collegiate debut, freshman Eric Gordon led all scorers with 33 points. Gordon was 9 of 15 on the court and made a staggering seven of 11 three-point attempts. It is the most points scored by a Hoosier player in his IU debut. The previous record of 26 was set by George McGinnis on December 1, 1970 against Eastern Michigan.

After turning the ball over 10 times in the first half the Hoosiers gave up the ball just three times in the second period while forcing eight Chattanooga giveaways. Indiana shot 60 percent (18-30) from the field in the second half, including 6 of 10 on three-point attempts.

With the Mocs shooting at a blistering 57 percent in the first half, the Indiana defense clamped down in the second period allowing just 29 points on 10 field goals.

Trailing 50-46 at the half the Hoosiers came out of the locker room fired up, punctuated by a dunk from Gordon that brought the crowd to its feet and made it a 50-all contest.

Indiana went back on top with a D.J. White jumper at 17:50 to make it 52-50 and slowly pulled away to an eight-point advantage (65-57).

The Hoosiers finished with five players in double figures as Armon Bassett contributed 20 points and White added 17. Jamarcus Ellis was the top IU rebounder with nine.

| Official Basketball Box Score -- GAME TOTALS -- FINAL STATISTICS | | | | | | | | | | | | | | | |
|---|----------------------|--------|-------|-----------|----------|-------|-------|-------|----|-------|-------|------------------------|-----|-----|-----|
| Chattanooga vs Indiana | | | | | | | | | | | | | | | |
| 11/12/07 7:06 p.m. at Assembly Hall, Bloomington, Ind. | | | | | | | | | | | | | | | |
| Chattanooga 79 • 1-1 | | | | | | | | | | | | | | | |
| # | Player | FG-FGA | 3-Ptr | FT-FTA | Rebounds | | | PF | TP | A | TO | Blk | Stl | Min | |
| | | | | | Off | Def | Tot | | | | | | | | |
| 01 | WATTS, Marcus | f | 4-6 | 1-2 | 0-0 | 2 | 2 | 4 | 1 | 9 | 4 | 0 | 0 | 0 | 28 |
| 34 | DOAKS, Nicchaeus | f | 5-10 | 2-5 | 0-1 | 3 | 5 | 8 | 3 | 12 | 0 | 1 | 2 | 1 | 28 |
| 44 | HARTWELL, Khalil | f | 2-4 | 0-0 | 0-0 | 2 | 2 | 4 | 4 | 4 | 0 | 4 | 1 | 0 | 16 |
| 00 | McDOWELL, Stephen | g | 2-13 | 1-10 | 4-4 | 1 | 0 | 1 | 3 | 9 | 3 | 1 | 0 | 3 | 29 |
| 11 | BRIDGEWATERS, Kevin | g | 6-7 | 2-3 | 0-0 | 0 | 1 | 1 | 2 | 14 | 3 | 5 | 0 | 1 | 23 |
| 13 | WADDELL, Qavotstaraj | | 4-7 | 0-0 | 1-4 | 1 | 1 | 2 | 4 | 9 | 1 | 0 | 0 | 0 | 22 |
| 14 | SMITH, Jeff | | 1-1 | 0-0 | 0-0 | 0 | 0 | 0 | 0 | 2 | 0 | 0 | 0 | 0 | 2 |
| 15 | CLOYD, Vernice | | 0-2 | 0-2 | 0-0 | 0 | 1 | 1 | 2 | 0 | 2 | 2 | 0 | 1 | 9 |
| 31 | SHEARD, Keyron | | 2-7 | 1-4 | 2-3 | 0 | 1 | 1 | 3 | 7 | 1 | 1 | 0 | 1 | 17 |
| 33 | GOFFNEY, Kevin | | 5-10 | 2-4 | 1-4 | 1 | 8 | 9 | 0 | 13 | 1 | 2 | 0 | 2 | 26 |
| Team | | | | | 2 | | 1 | | 3 | | | | | | |
| Totals | | | 31-67 | 9-30 | 8-16 | 12 | 22 | 34 | 22 | 79 | 15 | 16 | 3 | 9 | 200 |
| FG % 1st Half: | | 21-37 | 56.8% | 2nd half: | | 10-30 | 33.3% | Game: | | 31-67 | 46.3% | Deadball Rebounds: 4.3 | | | |
| 3FG % 1st Half: | | 7-18 | 38.9% | 2nd half: | | 2-12 | 16.7% | Game: | | 9-30 | 30.0% | | | | |
| FT % 1st Half: | | 1-2 | 50.0% | 2nd half: | | 7-14 | 50.0% | Game: | | 8-16 | 50.0% | | | | |
| Indiana 99 • 1-0 | | | | | | | | | | | | | | | |
| # | Player | FG-FGA | 3-Ptr | FT-FTA | Rebounds | | | PF | TP | A | TO | Blk | Stl | Min | |
| | | | | | Off | Def | Tot | | | | | | | | |
| 03 | White, D.J. | f | 5-7 | 0-0 | 7-10 | 2 | 2 | 4 | 2 | 17 | 1 | 3 | 2 | 0 | 28 |
| 22 | Stemler, Lance | f | 0-2 | 0-1 | 0-0 | 0 | 0 | 0 | 3 | 0 | 0 | 1 | 0 | 0 | 16 |
| 01 | Bassett, Armon | g | 8-10 | 4-5 | 0-0 | 0 | 6 | 6 | 1 | 20 | 5 | 4 | 0 | 0 | 32 |
| 13 | Ellis, Jamarcus | g | 1-4 | 1-2 | 2-3 | 1 | 8 | 9 | 1 | 5 | 6 | 3 | 1 | 2 | 36 |
| 23 | Gordon, Eric | g | 9-15 | 7-11 | 8-10 | 0 | 6 | 6 | 4 | 33 | 4 | 2 | 1 | 3 | 35 |
| 02 | Thomas, DeAndre | | 4-9 | 0-0 | 3-4 | 2 | 1 | 3 | 4 | 11 | 1 | 0 | 0 | 1 | 22 |
| 05 | Crawford, Jordan | | 4-7 | 2-4 | 3-4 | 0 | 2 | 2 | 3 | 13 | 3 | 0 | 0 | 1 | 25 |
| 24 | McGee, Brandon | | 0-2 | 0-2 | 0-0 | 0 | 0 | 0 | 0 | 0 | 0 | 0 | 0 | 0 | 3 |
| 32 | Holman, Eli | | 0-0 | 0-0 | 0-0 | 0 | 0 | 0 | 0 | 0 | 0 | 0 | 0 | 0 | 3 |
| Team | | | | | 0 | | 2 | | 2 | | | | | | |
| Totals | | | 31-56 | 14-25 | 23-31 | 5 | 27 | 32 | 18 | 99 | 20 | 13 | 4 | 7 | 200 |
| FG % 1st Half: | | 13-26 | 50.0% | 2nd half: | | 18-30 | 60.0% | Game: | | 31-56 | 55.4% | Deadball Rebounds: 3.1 | | | |
| 3FG % 1st Half: | | 8-15 | 53.3% | 2nd half: | | 6-10 | 60.0% | Game: | | 14-25 | 56.0% | | | | |
| FT % 1st Half: | | 12-15 | 80.0% | 2nd half: | | 11-16 | 68.8% | Game: | | 23-31 | 74.2% | | | | |
| Officials: Steve Welmer, John Higgins, Les Jones | | | | | | | | | | | | | | | |
| Technical fouls: Chattanooga-None. Indiana-None. | | | | | | | | | | | | | | | |
| Attendance: 17179 | | | | | | | | | | | | | | | |
| Gordon's 33 points is most ever by IU freshman in first career game | | | | | | | | | | | | | | | |
| Score by periods | | 1st | 2nd | Total | | | | | | | | | | | |
| Chattanooga | | 50 | 29 | 79 | | | | | | | | | | | |
| Indiana | | 46 | 53 | 99 | | | | | | | | | | | |
| Last FG - UTC 2nd-00:31, INDIANA 2nd-00:37. | | | | | | | | | | | | | | | |
| Largest lead - UTC by 5 1st-18:10, INDIANA by 22 2nd-00:37. | | | | | | | | | | | | | | | |
| Points | | In | Off | 2nd | Fast | | | | | | | | | | |
| UTC | | 34 | 15 | 2 | 19 | | | | | | | | | | |
| INDIANA | | 28 | 22 | 6 | 22 | | | | | | | | | | |
| Score tied - 4 times. | | | | | | | | | | | | | | | |
| Lead changed - 3 times. | | | | | | | | | | | | | | | |

HOOSIERS OVER LONGWOOD, 100-49

BLOOMINGTON, INDIANA--The No. 8 Indiana Hoosiers shot 59 percent from the field, including 61 percent from three-point range in a 100-49 victory over Longwood at Assembly Hall in the first round of the Chicago Invitational Challenge.

Indiana (2-0) led by as many as 56 points (97-41) and finished with six players scoring in double figures for the first time since 1998. For the second time in as many games freshman Eric Gordon led all scorers with 21 points in just 26 minutes of play, hitting five of eight three-point attempts. Junior guard Jamarcus Ellis had a season-high 11 rebounds and just missed out on a double-double with nine points. Indiana won the rebounding battle, 46-33.

Gordon's two-game total of 54 points better the IU record of 52 points scored in the first two games of a career set by George McGinnis in 1970-71.

The Hoosiers' defense smothered the Lancers' attack as Longwood shot just 26 percent for the game, including 17 percent (5 of 29) in the second half. After a layup from Danny Wilson cut the IU lead to one at 7-6, Indiana rattled off a 14-2 run that was punctuated by a Gordon dunk for a 21-8 advantage with 13:15 to play. Longwood would get no closer than eight (21-13) for the remainder of the game as the Hoosiers closed the half on a 24-11 run to take a 54-30 lead into the lockerroom at the break.

Freshman Jordan Crawford made his sixth basket in as many attempts with 9:42 left in the game to put Indiana ahead 79-41. The freshman finished with 16 points on 70 percent (7-10) shooting.

Senior D.J. White played just 21 minutes as head coach Kelvin Sampson turned to his bench early in the second half. White was 4-of-5 from the field and 4-of-5 from the charity stripe for 12 points, while guard Armon Bassett added 14 points and five assists in 23 minutes of action, along with Crawford's 16.

| Official Basketball Box Score -- GAME TOTALS -- FINAL STATISTICS | | | | | | | | | | | | | | | |
|--|---------------------|--------|-------|-----------|----------|-------|-------|-------|----|-------|-------|----------------------|-----|-----|-----|
| Longwood vs Indiana | | | | | | | | | | | | | | | |
| 11/18/07 12 p.m. at Bloomington, Ind. (Assembly Hall) | | | | | | | | | | | | | | | |
| Longwood 49 • 2-2 | | | | | | | | | | | | | | | |
| # | Player | FG-FGA | 3-Ptr | FT-FTA | Rebounds | | | PF | TP | A | TO | Blk | Stl | Min | |
| | | | | | Off | Def | Tot | | | | | | | | |
| 02 | Williams, Kirk | f | 3-19 | 0-4 | 0-2 | 4 | 3 | 7 | 3 | 6 | 1 | 2 | 0 | 2 | 31 |
| 50 | Barrett, Lamar | f | 2-6 | 0-1 | 3-6 | 1 | 4 | 5 | 2 | 7 | 0 | 2 | 0 | 0 | 29 |
| 44 | Wilson, Danny | c | 1-5 | 0-0 | 0-0 | 0 | 1 | 1 | 2 | 2 | 0 | 0 | 0 | 0 | 15 |
| 10 | Giles, Brandon | g | 0-2 | 0-1 | 0-0 | 0 | 1 | 1 | 1 | 0 | 6 | 2 | 0 | 0 | 26 |
| 22 | Smith, Dana | g | 3-12 | 1-5 | 2-2 | 2 | 1 | 3 | 4 | 9 | 1 | 1 | 0 | 0 | 30 |
| 01 | Jaekel, Beno | | 0-1 | 0-0 | 0-0 | 0 | 1 | 1 | 1 | 0 | 0 | 1 | 0 | 0 | 6 |
| 11 | Gee II, Earl | | 0-2 | 0-2 | 0-0 | 1 | 0 | 1 | 1 | 0 | 1 | 0 | 0 | 0 | 3 |
| 12 | Robinson Jr., Billy | | 2-5 | 1-3 | 0-0 | 0 | 1 | 1 | 0 | 5 | 0 | 2 | 0 | 2 | 10 |
| 23 | Bogan, Ryan | | 3-6 | 2-3 | 4-4 | 3 | 6 | 9 | 1 | 12 | 2 | 2 | 0 | 0 | 29 |
| 25 | Neil, Durann | | 1-2 | 1-2 | 3-4 | 0 | 1 | 1 | 1 | 6 | 0 | 1 | 0 | 0 | 7 |
| 31 | Ryan, Jeffrey | | 0-1 | 0-0 | 0-0 | 0 | 0 | 0 | 1 | 0 | 0 | 2 | 0 | 0 | 7 |
| 42 | Evans, Brandon | | 1-1 | 0-0 | 0-0 | 0 | 0 | 0 | 1 | 2 | 0 | 0 | 0 | 0 | 7 |
| Team | | | | | 1 | | 2 | | 3 | | | | | | |
| Totals | | | 16-62 | 5-21 | 12-18 | 12 | 21 | 33 | 18 | 49 | 11 | 16 | 0 | 4 | 200 |
| FG % 1st Half: | | 11-33 | 33.3% | 2nd half: | | 5-29 | 17.2% | Game: | | 16-62 | 25.8% | Deadball Rebounds: 3 | | | |
| 3FG % 1st Half: | | 3-9 | 33.3% | 2nd half: | | 2-12 | 16.7% | Game: | | 5-21 | 23.8% | | | | |
| FT % 1st Half: | | 5-8 | 62.5% | 2nd half: | | 7-10 | 70.0% | Game: | | 12-18 | 66.7% | | | | |
| Indiana 100 • 2-0 | | | | | | | | | | | | | | | |
| # | Player | FG-FGA | 3-Ptr | FT-FTA | Rebounds | | | PF | TP | A | TO | Blk | Stl | Min | |
| | | | | | Off | Def | Tot | | | | | | | | |
| 03 | Thomas, DeAndre | f | 4-6 | 0-0 | 2-2 | 1 | 3 | 4 | 3 | 10 | 3 | 2 | 0 | 2 | 15 |
| 03 | White, D.J. | f | 4-5 | 0-0 | 4-5 | 0 | 3 | 3 | 2 | 12 | 0 | 1 | 0 | 0 | 21 |
| 13 | Ellis, Jamarcus | f | 4-7 | 1-2 | 0-0 | 0 | 11 | 11 | 1 | 9 | 5 | 1 | 0 | 0 | 27 |
| 01 | Bassett, Armon | g | 4-6 | 3-5 | 3-4 | 1 | 3 | 4 | 2 | 14 | 5 | 1 | 0 | 0 | 23 |
| 23 | Gordon, Eric | g | 8-14 | 5-8 | 0-1 | 0 | 3 | 3 | 3 | 21 | 3 | 3 | 0 | 2 | 26 |
| 04 | Finkelmeier, Brett | | 0-0 | 0-0 | 0-0 | 0 | 0 | 0 | 0 | 0 | 0 | 0 | 0 | 0 | 3 |
| 05 | Crawford, Jordan | | 7-10 | 0-0 | 2-3 | 0 | 1 | 1 | 0 | 16 | 2 | 1 | 0 | 1 | 19 |
| 22 | Stemler, Lance | | 5-9 | 2-3 | 0-0 | 1 | 3 | 4 | 3 | 12 | 3 | 0 | 0 | 2 | 24 |
| 24 | McGee, Brandon | | 1-3 | 0-0 | 0-0 | 0 | 4 | 4 | 0 | 2 | 0 | 0 | 0 | 3 | 14 |
| 32 | Holman, Eli | | 1-4 | 0-0 | 2-4 | 3 | 3 | 6 | 3 | 4 | 0 | 2 | 2 | 1 | 20 |
| 34 | Ahfeld, Adam | | 0-0 | 0-0 | 0-0 | 0 | 0 | 0 | 0 | 1 | 0 | 0 | 0 | 0 | 3 |
| 44 | Taber, Kyle | | 0-1 | 0-0 | 0-0 | 2 | 0 | 2 | 0 | 0 | 1 | 1 | 0 | 0 | 5 |
| Team | | | | | 1 | | 3 | | 4 | | | | | | |
| Totals | | | 38-65 | 11-18 | 13-19 | 9 | 37 | 46 | 18 | 100 | 22 | 12 | 2 | 11 | 200 |
| FG % 1st Half: | | 20-31 | 64.5% | 2nd half: | | 18-34 | 52.9% | Game: | | 38-65 | 58.5% | Deadball Rebounds: 3 | | | |
| 3FG % 1st Half: | | 6-11 | 54.5% | 2nd half: | | 5-7 | 71.4% | Game: | | 11-18 | 61.1% | | | | |
| FT % 1st Half: | | 8-9 | 88.9% | 2nd half: | | 5-10 | 50.0% | Game: | | 13-19 | 68.4% | | | | |
| Officials: Ron Groover, Bob Testa, Mark Schnur | | | | | | | | | | | | | | | |
| Technical fouls: Longwood-None. Indiana-None. | | | | | | | | | | | | | | | |
| Attendance: 17275 | | | | | | | | | | | | | | | |
| First Round of the Chicago Invitational Challenge | | | | | | | | | | | | | | | |
| Score by periods | | 1st | 2nd | Total | | | | | | | | | | | |
| Longwood | | 30 | 19 | 49 | | | | | | | | | | | |
| Indiana | | 54 | 46 | 100 | | | | | | | | | | | |
| Last FG - LW 2nd-01:07, INDIANA 2nd-01:30. | | | | | | | | | | | | | | | |
| Largest lead - LW None, INDIANA by 56 2nd-02:34. | | | | | | | | | | | | | | | |
| Points | | In | Off | 2nd | Fast | | | | | | | | | | |
| LW | | 18 | 0 | 13 | 2 | | | | | | | | | | |
| INDIANA | | 47 | 18 | 9 | 15 | | | | | | | | | | |
| Score tied - 1 time. | | | | | | | | | | | | | | | |
| Lead changed - 0 times. | | | | | | | | | | | | | | | |

IU TOPS UNCW, 95-71

BLOOMINGTON, INDIANA--Indiana can win with defense, too.

On a night when Eric Gordon scored 30 points and five Hoosiers finished in double figures, it was a relentless defensive effort that overshadowed everything and allowed No. 8 Indiana to rout North Carolina-Wilmington 95-71 in the second round of the Chicago Invitational Challenge.

For the Hoosiers (3-0), it was actually a well-rounded night.

They shot 60.4 percent from the field, the highest percentage since Sampson took over as coach last year. They forced 26 turnovers and allowed UNCW to shoot only 44.4 percent after it started by making seven of its first nine shots.

Gordon was his usual self, connecting on 8-of-12 shots and making 12-of-13 free throws, and when he started going to the basket it opened things up for his teammates. The result: Armon Bassett scored 19 points, Jordan Crawford 15, D.J. White 12 and DeAndre Thomas 11.

Indiana flirted with the 100-point mark for the third straight game and produced its 20th consecutive regular-season home win. The Seahawks were led by Todd Hendley with 20 points and Chad Tomko with 17 but couldn't keep up with Indiana's scorers, depth or defensive pressure, and again, Gordon, a freshman, proved the difference. The Hoosiers went on a 9-0 run to take their first lead, 27-24, when Bassett completed a three-point play with 7:42 left in the half, and then the defensive pressure changed everything in the final 10 minutes.

With Gordon continually forcing UNCW to go to other players, the turnovers mounted. By halftime, they had 17 turnovers and the Hoosiers were running away with easy baskets that produced a 12-0 spurt and a 39-26 lead. By halftime it was 52-32, and Gordon and Bassett had already combined for as many points as the entire UNCW team.

| Official Basketball Box Score -- GAME TOTALS -- FINAL STATISTICS | | | | | | | | | | | | | | | | | |
|--|--------------------|--------|-----------------|--------|--------|-------------|--------|----------|-----|-----|----|----|---|----|-------------------|-----|-----|
| UNC Wilmington vs Indiana | | | | | | | | | | | | | | | | | |
| 11/20/07 7:06 P.M. at Assembly Hall, Bloomington, Ind. | | | | | | | | | | | | | | | | | |
| UNC Wilmington 71 • 1-2 | | | | | | | | | | | | | | | | | |
| ## | Player | Total | | | 3-Ptr | | | Rebounds | | | PF | TP | A | TO | Blk | Stl | Min |
| | | FG-FGA | FG-FGA | FT-FTA | FG-FGA | FG-FGA | FT-FTA | Off | Def | Tot | | | | | | | |
| 41 | Hendley, Todd | f | 5-11 | 0-4 | 10-10 | 3 | 0 | 3 | 2 | 20 | 2 | 6 | 0 | 0 | 33 | | |
| 32 | Kuljanin, Vladimir | c | 7-11 | 0-0 | 0-0 | 2 | 2 | 4 | 1 | 14 | 5 | 4 | 0 | 0 | 32 | | |
| 02 | Carter, T.J. | g | 2-6 | 0-2 | 3-4 | 1 | 5 | 6 | 5 | 7 | 3 | 3 | 0 | 0 | 19 | | |
| 04 | Fountain, Daniel | g | 3-9 | 2-4 | 0-0 | 0 | 4 | 4 | 1 | 8 | 2 | 1 | 0 | 2 | 26 | | |
| 05 | Tomko, Chad | g | 5-8 | 5-7 | 2-2 | 1 | 1 | 2 | 3 | 17 | 0 | 6 | 0 | 3 | 26 | | |
| 00 | Davis, Mario | g | 0-0 | 0-0 | 0-0 | 0 | 0 | 0 | 0 | 0 | 0 | 2 | 0 | 0 | 5 | | |
| 01 | Downey, Montez | g | 1-2 | 1-1 | 0-0 | 0 | 1 | 1 | 1 | 3 | 0 | 2 | 0 | 0 | 12 | | |
| 03 | Jeralds, Darion | g | 0-0 | 0-0 | 0-0 | 0 | 1 | 1 | 3 | 0 | 1 | 1 | 0 | 1 | 7 | | |
| 12 | Sheets, Josh | g | 0-3 | 0-1 | 0-0 | 0 | 1 | 1 | 3 | 0 | 0 | 0 | 0 | 0 | 14 | | |
| 21 | Lacy, Dominique | g | 1-3 | 0-1 | 0-0 | 0 | 2 | 2 | 5 | 2 | 1 | 0 | 0 | 1 | 15 | | |
| 34 | Sikes, Rob | g | 0-1 | 0-0 | 0-0 | 0 | 1 | 1 | 0 | 0 | 0 | 0 | 0 | 0 | 9 | | |
| 54 | Aycock, Jason | g | 0-0 | 0-0 | 0-0 | 0 | 0 | 0 | 0 | 0 | 0 | 0 | 0 | 0 | 2 | | |
| Team | | | | | | 2 | 1 | 3 | | | | | | | | | |
| Totals | | | 24-54 | 8-20 | 15-16 | 9 | 19 | 28 | 24 | 71 | 14 | 26 | 0 | 7 | 200 | | |
| FG % 1st Half: 11-24 | | 45.8% | 2nd half: 13-30 | | 43.3% | Game: 24-54 | | 44.4% | | | | | | | Deadball Rebounds | | |
| 3FG % 1st Half: 3-9 | | 33.3% | 2nd half: 5-11 | | 45.5% | Game: 8-20 | | 40.0% | | | | | | | 1 | | |
| FT % 1st Half: 7-8 | | 87.5% | 2nd half: 8-8 | | 100.0% | Game: 15-16 | | 93.8% | | | | | | | | | |
| Indiana 95 • 3-0 | | | | | | | | | | | | | | | | | |
| ## | Player | Total | | | 3-Ptr | | | Rebounds | | | PF | TP | A | TO | Blk | Stl | Min |
| | | FG-FGA | FG-FGA | FT-FTA | FG-FGA | FG-FGA | FT-FTA | Off | Def | Tot | | | | | | | |
| 02 | Thomas, DeAndre | f | 5-6 | 0-0 | 1-2 | 0 | 2 | 2 | 3 | 11 | 1 | 1 | 0 | 0 | 19 | | |
| 03 | White, D.J. | f | 5-9 | 0-0 | 2-2 | 0 | 3 | 3 | 2 | 12 | 1 | 2 | 0 | 1 | 25 | | |
| 01 | Bassett, Armon | g | 5-8 | 4-5 | 5-5 | 0 | 0 | 0 | 0 | 19 | 1 | 2 | 0 | 0 | 23 | | |
| 13 | Ellis, Jamarcus | g | 0-1 | 0-1 | 1-2 | 0 | 4 | 4 | 1 | 1 | 3 | 2 | 1 | 1 | 28 | | |
| 23 | Gordon, Eric | g | 8-12 | 2-5 | 12-13 | 0 | 1 | 1 | 2 | 30 | 6 | 2 | 0 | 3 | 34 | | |
| 05 | Crawford, Jordan | g | 7-11 | 1-3 | 0-0 | 0 | 1 | 1 | 2 | 15 | 2 | 2 | 0 | 2 | 22 | | |
| 22 | Stemler, Lance | g | 1-1 | 0-0 | 0-0 | 1 | 3 | 4 | 2 | 2 | 0 | 1 | 0 | 3 | 16 | | |
| 24 | McGee, Brandon | g | 0-2 | 0-2 | 0-0 | 0 | 1 | 1 | 2 | 0 | 0 | 3 | 0 | 0 | 11 | | |
| 32 | Holman, Eli | g | 1-3 | 0-0 | 0-0 | 1 | 2 | 3 | 2 | 2 | 0 | 1 | 0 | 0 | 13 | | |
| 34 | Ahlfeld, Adam | g | 0-0 | 0-0 | 3-4 | 0 | 2 | 2 | 0 | 3 | 0 | 0 | 0 | 0 | 4 | | |
| 44 | Taber, Kyle | g | 0-0 | 0-0 | 0-0 | 2 | 0 | 2 | 0 | 0 | 0 | 0 | 0 | 0 | 5 | | |
| Team | | | | | | 0 | 2 | 2 | | | | | | | | | |
| Totals | | | 32-53 | 7-16 | 24-28 | 4 | 21 | 25 | 16 | 95 | 14 | 16 | 1 | 10 | 200 | | |
| FG % 1st Half: 17-28 | | 60.7% | 2nd half: 15-25 | | 60.0% | Game: 32-53 | | 60.4% | | | | | | | Deadball Rebounds | | |
| 3FG % 1st Half: 5-10 | | 50.0% | 2nd half: 2-6 | | 33.3% | Game: 7-16 | | 43.8% | | | | | | | 2 | | |
| FT % 1st Half: 13-15 | | 86.7% | 2nd half: 11-13 | | 84.6% | Game: 24-28 | | 85.7% | | | | | | | | | |
| Officials: Haywood Bostic, Charles Robinson, Nathan Quirk | | | | | | | | | | | | | | | | | |
| Technical fouls: UNC Wilmington-None, Indiana-None. | | | | | | | | | | | | | | | | | |
| Attendance: 17284 | | | | | | | | | | | | | | | | | |
| Score by periods | | 1st | 2nd | Total | | | | | | | | | | | | | |
| UNC Wilmington | | 32 | 39 | 71 | | | | | | | | | | | | | |
| Indiana | | 52 | 43 | 95 | | | | | | | | | | | | | |

HOOSIERS BEST ILLINOIS STATE, 70-57

HOFFMAN ESTATES, ILLINOIS--Freshman Eric Gordon scored 31 points, the third time in four games he's hit for at least 30, and No. 8 Indiana held off a second-half charge to beat Illinois State 70-57 in the Chicago Invitational Challenge.

Gordon showed off the dazzling skills that allowed him to average 28 points in the first three games of his freshman career. He scored 20 in the first half on 8-of-11 shooting. He had 11 straight Indiana points during one stretch to help the Hoosiers build a 38-28 halftime lead. Illinois State (3-1), seeking its first victory over a Top 10 opponent since the 1983-84 season, gave Indiana its first real test in its first road game.

Gordon made his first basket of the second half an emphatic one, driving down the lane for a thunderous dunk with 13:05 left, bringing a large contingent of Hoosiers fans at the Sears Center to their feet as Indiana went up by 11. But Levi Dyer, who had 18 points, hit a pair of 3-pointers as the scrappy Redbirds ran off nine straight points to cut the lead to 50-48 with just over 10 minutes remaining.

But another freshman, Jordan Crawford, scored six points to spark a late 10-2 run for Indiana that put the Hoosiers up by 11 with about three minutes to go. Crawford finished with 13 points, 10 in the second half.

Gordon helped the Hoosiers built a 13-point lead in the first half by scoring 11 straight Indiana points. He lost a dribble on a fastbreak but quickly retrieved it and hit a layup. And then moments after hitting two free throws, he sneaked free on an inbound pass for a layup to make it 25-16.

| Official Basketball Box Score -- GAME TOTALS -- FINAL STATISTICS | | | | | | | | | | | | | | | | | |
|--|--------------------|--------|-----------------|--------|--------|-------------|--------|----------|-----|-----|----|----|---|----|-------------------|-----|-----|
| Illinois State Redbirds vs Indiana | | | | | | | | | | | | | | | | | |
| 11/23/07 7:30 pm at Sears Centre Hoffman Estates, Ill | | | | | | | | | | | | | | | | | |
| Illinois State Redbirds 57 • 3-1 (2-1 Tourn) | | | | | | | | | | | | | | | | | |
| ## | Player | Total | | | 3-Ptr | | | Rebounds | | | PF | TP | A | TO | Blk | Stl | Min |
| | | FG-FGA | FG-FGA | FT-FTA | FG-FGA | FG-FGA | FT-FTA | Off | Def | Tot | | | | | | | |
| 4 | Slack, Anthony | f | 5-10 | 0-0 | 3-9 | 2 | 3 | 5 | 4 | 13 | 1 | 0 | 4 | 0 | 28 | | |
| 42 | Odiakosa, Dinma | f | 3-5 | 0-0 | 2-4 | 6 | 2 | 8 | 3 | 8 | 0 | 5 | 0 | 0 | 21 | | |
| 0 | Eldridge, Osiris | g | 3-10 | 0-5 | 1-3 | 0 | 3 | 3 | 1 | 7 | 5 | 1 | 0 | 3 | 31 | | |
| 10 | Johnson, Dom | g | 1-4 | 0-2 | 0-0 | 1 | 1 | 2 | 5 | 2 | 3 | 3 | 0 | 0 | 22 | | |
| 5 | Richardson, Boo | g | 0-3 | 0-1 | 0-0 | 1 | 2 | 3 | 2 | 0 | 0 | 2 | 0 | 0 | 25 | | |
| 1 | Holloway, Emmanuel | g | 1-7 | 1-1 | 0-0 | 1 | 0 | 1 | 4 | 3 | 2 | 2 | 0 | 2 | 17 | | |
| 3 | Rubin, Alex | g | 0-0 | 0-0 | 0-0 | 0 | 0 | 0 | 0 | 2 | 0 | 1 | 0 | 0 | 4 | | |
| 31 | Vandello, Mike | g | 0-2 | 0-1 | 1-2 | 0 | 0 | 0 | 0 | 1 | 1 | 0 | 0 | 0 | 7 | | |
| 32 | Dyer, Levi | g | 6-11 | 5-6 | 1-2 | 1 | 1 | 2 | 3 | 18 | 1 | 1 | 1 | 0 | 25 | | |
| 45 | Holtz, Brandon | g | 1-2 | 0-0 | 3-4 | 0 | 4 | 4 | 2 | 5 | 0 | 1 | 0 | 0 | 20 | | |
| Team | | | | | | 1 | 4 | 5 | | | | | | | | | |
| Totals | | | 20-54 | 6-16 | 11-24 | 13 | 20 | 33 | 26 | 57 | 14 | 15 | 5 | 5 | 200 | | |
| FG % 1st Half: 10-24 | | 41.7% | 2nd half: 10-30 | | 33.3% | Game: 20-54 | | 37.0% | | | | | | | Deadball Rebounds | | |
| 3FG % 1st Half: 3-9 | | 33.3% | 2nd half: 3-7 | | 42.9% | Game: 6-16 | | 37.5% | | | | | | | 4 | | |
| FT % 1st Half: 5-11 | | 45.5% | 2nd half: 6-13 | | 46.2% | Game: 11-24 | | 45.8% | | | | | | | | | |
| Indiana 70 • 4-0 (3-0 Tourn) | | | | | | | | | | | | | | | | | |
| ## | Player | Total | | | 3-Ptr | | | Rebounds | | | PF | TP | A | TO | Blk | Stl | Min |
| | | FG-FGA | FG-FGA | FT-FTA | FG-FGA | FG-FGA | FT-FTA | Off | Def | Tot | | | | | | | |
| 2 | Thomas, DeAndre | f | 4-10 | 0-0 | 0-0 | 3 | 1 | 4 | 4 | 8 | 0 | 2 | 0 | 1 | 17 | | |
| 3 | White, D.J. | f | 2-6 | 0-0 | 0-0 | 3 | 7 | 10 | 3 | 4 | 2 | 2 | 1 | 1 | 29 | | |
| 1 | Bassett, Armon | g | 1-4 | 1-1 | 1-2 | 0 | 1 | 1 | 0 | 4 | 1 | 1 | 0 | 1 | 18 | | |
| 13 | Ellis, Jamarcus | g | 2-7 | 0-2 | 2-5 | 2 | 5 | 7 | 2 | 6 | 2 | 2 | 1 | 0 | 31 | | |
| 23 | Gordon, Eric | g | 11-18 | 2-3 | 7-10 | 0 | 6 | 6 | 3 | 31 | 2 | 6 | 1 | 1 | 39 | | |
| 22 | Stemler, Lance | g | 1-3 | 0-1 | 2-2 | 3 | 1 | 4 | 4 | 4 | 2 | 1 | 1 | 2 | 25 | | |
| 24 | McGee, Brandon | g | 0-0 | 0-0 | 0-0 | 0 | 1 | 1 | 1 | 0 | 0 | 0 | 1 | 0 | 5 | | |
| 32 | Holman, Eli | g | 0-0 | 0-0 | 0-0 | 0 | 0 | 0 | 0 | 2 | 0 | 1 | 0 | 1 | 5 | | |
| 44 | Taber, Kyle | g | 0-0 | 0-0 | 0-0 | 0 | 1 | 1 | 0 | 0 | 0 | 0 | 0 | 0 | 1 | | |
| 5 | Crawford, Jordan | g | 5-10 | 0-2 | 3-5 | 4 | 2 | 6 | 3 | 13 | 4 | 2 | 0 | 0 | 30 | | |
| Team | | | | | | 3 | 5 | 8 | | | | | | | | | |
| Totals | | | 26-58 | 3-9 | 15-24 | 18 | 30 | 48 | 22 | 70 | 14 | 16 | 6 | 6 | 200 | | |
| FG % 1st Half: 15-32 | | 46.9% | 2nd half: 11-26 | | 42.3% | Game: 26-58 | | 44.8% | | | | | | | Deadball Rebounds | | |
| 3FG % 1st Half: 3-4 | | 75.0% | 2nd half: 0-5 | | 0.0% | Game: 3-9 | | 33.3% | | | | | | | 3 | | |
| FT % 1st Half: 5-8 | | 62.5% | 2nd half: 10-16 | | 62.5% | Game: 15-24 | | 62.5% | | | | | | | | | |
| Officials: Tim Nestor, Jerry Heater, William Humes | | | | | | | | | | | | | | | | | |
| Technical fouls: Illinois State Redbirds-None, Indiana-None. | | | | | | | | | | | | | | | | | |
| Attendance: | | | | | | | | | | | | | | | | | |
| Score by periods | | 1st | 2nd | Total | | | | | | | | | | | | | |
| Illinois State Redbirds | | 28 | 29 | 57 | | | | | | | | | | | | | |
| Indiana | | 38 | 32 | 70 | | | | | | | | | | | | | |
| Points | | 20 | 13 | 4 | | | | | | | | | | | | | |
| Paint | | 11 | 22 | 4 | | | | | | | | | | | | | |
| Off T/O | | 13 | 4 | 6 | | | | | | | | | | | | | |
| Chance | | 11 | 22 | 4 | | | | | | | | | | | | | |
| Break | | 11 | 22 | 4 | | | | | | | | | | | | | |
| Bench | | 11 | 22 | 4 | | | | | | | | | | | | | |
| Last FG - ILLSTATE 2nd-00:47, INDIANA 2nd-03:50. | | | | | | | | | | | | | | | | | |
| Largest lead - ILLSTATE None, INDIANA by 14 2nd-17:46. | | | | | | | | | | | | | | | | | |
| Score tied - 0 times. | | | | | | | | | | | | | | | | | |
| Lead changed - 0 times. | | | | | | | | | | | | | | | | | |

XAVIER DEFEATS INDIANA, 80-65

HOFFMAN ESTATES, ILLINOIS-- C.J. Anderson and B.J. Raymond scored 19 points apiece, and Xavier handed the eighth-ranked Hoosiers their first loss, beating them 80-65 in the final of the Chicago Invitational Challenge .

"Teams have opportunities to get better through losses," Indiana coach Kelvin Sampson said.

And he thinks this could be one of them.

The Big Ten's leading scorer Eric Gordon led Indiana with 20 points, but the Hoosiers overall were held in check hitting just one of 15 three point attempts.

D.J. White did his best to pick up the slack for Indiana with 16 points and 10 rebounds, as he and Jamarcus Ellis, who finished with 10 points and 11 rebounds were the only Hoosiers to score in double figures.

Xavier (4-1) outscored Indiana (4-1) 13-3 over the final 3:54 of the first half to turn a one-point advantage into a 40-29 lead, and the Musketeers maintained control the rest of the way. Anderson shot 7-of-14, while Raymond hit 7 of 12. And both did a good job on the boards, with Raymond grabbing 10 rebounds and Anderson eight.

They were leading 27-26 when they scored eight straight. Indiana's Armon Bassett hit a 3-pointer with 58 seconds remaining, but Burrell then rattled in one from the wing, the ball hitting the rim before falling through the net. The Musketeers ended the half with another wild shot.

It was a rough half for Indiana, which hit just 12 of 32 shots and was 1-of-9 on 3-pointers.

HOOSIERS OVER GA. TECH, 83-79

BLOOMINGTON, INDIANA-- Four players scored in double figures as No. 15 Indiana managed to gut out an 83-79 win over Georgia Tech at Assembly Hall as part of the Big Ten/ACC Challenge. With the win the Hoosiers improved to 5-1, while the Yellow Jackets fall to 3-3.

Indiana, the top shooting team in the Big Ten entering the game, shot 49 percent (24-49) from the field. Solid Georgia Tech defense also limited IU from three-point range, hitting seven of 18 attempts (39 percent). The Hoosiers had a decisive advantage at the free throw line, connecting on 28 of 38 attempts while the Yellow Jackets were 11 of 20.

Freshman Eric Gordon led all scorers with 29 points. Gordon was just 7 of 14 from the field but went to the charity stripe 16 times, making 13 shots. Senior D.J. White recorded his second-straight double double with 18 points and a career-high tying 14 rebounds. Lance Stemler and Jamarcus Ellis each set season highs with 15 points apiece.

Clinging to a 38-34 halftime advantage, Indiana opened the second half with a four-minute scoring drought that allowed the Yellow Jackets to come back and take a 43-38 lead. White made good on one of two free throws with 12:15 to play and the Hoosiers were back within one, 51-50.

It remained a one-point affair at 53-52 until Ellis was fouled driving to the hoop and hit both freebies to put the Hoosiers back in the lead at 8:45. Up 63-60 as the clock ticked under six minutes, Stemler drained his third three-point basket of the night. A pair of Gordon free throws, resulting in some breathing room at 68-60, followed a defensive stand. Indiana's largest lead of the game came with 3:37 remaining when a triple from Gordon made it 75-65.

Official Basketball Box Score -- GAME TOTALS -- FINAL STATISTICS

Indiana vs Xavier Musketeers

11/24/07 7:30 pm at Sears Centre Hoffman Estates, IL

Indiana 65 • 4-1 (3-1 Tourn)

| # | Player | Total | 3-Ptr | | | Rebounds | | | PF | TP | A | TO | Blk | Stl | Min |
|--------|------------------|-------|--------|--------|--------|----------|-----|-----|----|----|----|----|-----|-----|-----|
| | | | FG-FGA | FG-FGA | FT-FTA | Off | Def | Tot | | | | | | | |
| 2 | Thomas, DeAndre | f | 1-3 | 0-0 | 0-0 | 2 | 1 | 3 | 4 | 2 | 0 | 0 | 0 | 1 | 11 |
| 3 | White, D.J. | f | 7-9 | 0-0 | 2-3 | 4 | 6 | 10 | 4 | 16 | 1 | 3 | 1 | 1 | 36 |
| 1 | Bassett, Armon | g | 4-13 | 1-7 | 0-0 | 0 | 2 | 2 | 1 | 9 | 3 | 1 | 0 | 0 | 35 |
| 13 | Ellis, Jamarcus | g | 5-12 | 0-2 | 0-1 | 6 | 5 | 11 | 4 | 10 | 3 | 2 | 1 | 0 | 32 |
| 23 | Gordon, Eric | g | 4-12 | 0-2 | 12-12 | 0 | 2 | 2 | 4 | 20 | 3 | 3 | 0 | 1 | 33 |
| 22 | Stemler, Lance | g | 1-3 | 0-2 | 0-0 | 1 | 3 | 4 | 2 | 2 | 0 | 0 | 1 | 1 | 20 |
| 24 | McGee, Brandon | g | 0-0 | 0-0 | 0-0 | 0 | 1 | 1 | 1 | 0 | 0 | 0 | 0 | 0 | 2 |
| 32 | Holman, Eli | g | 0-0 | 0-0 | 0-0 | 0 | 0 | 0 | 0 | 0 | 0 | 0 | 0 | 0 | 2 |
| 5 | Crawford, Jordan | g | 3-13 | 0-2 | 0-0 | 1 | 2 | 3 | 3 | 6 | 2 | 3 | 0 | 1 | 29 |
| Team | | | 3 | 3 | 6 | | | | | | | | | | |
| Totals | | | 25-65 | 1-15 | 14-16 | 17 | 25 | 42 | 25 | 65 | 14 | 12 | 3 | 5 | 200 |

| | | | | | | | | | |
|-----------------|-------|-------|-----------|-------|--------|-------|-------|-------|----------|
| FG % 1st Half: | 12-32 | 37.5% | 2nd half: | 13-33 | 39.4% | Game: | 25-65 | 38.5% | Deadball |
| 3FG % 1st Half: | 1-9 | 11.1% | 2nd half: | 0-6 | 0.0% | Game: | 1-15 | 6.7% | Rebounds |
| FT % 1st Half: | 4-6 | 66.7% | 2nd half: | 10-10 | 100.0% | Game: | 14-16 | 87.5% | 0 |

Xavier Musketeers 80 • 4-1 (4-0 Tourn)

| # | Player | Total | 3-Ptr | | | Rebounds | | | PF | TP | A | TO | Blk | Stl | Min |
|--------|------------------|-------|--------|--------|--------|----------|-----|-----|----|----|----|----|-----|-----|-----|
| | | | FG-FGA | FG-FGA | FT-FTA | Off | Def | Tot | | | | | | | |
| 1 | Duncan, Josh | f | 4-10 | 0-3 | 4-5 | 4 | 4 | 8 | 3 | 12 | 2 | 1 | 1 | 0 | 25 |
| 11 | Raymond, B.J. | f | 7-12 | 3-7 | 2-3 | 4 | 6 | 10 | 2 | 19 | 2 | 2 | 1 | 0 | 33 |
| 5 | Brown, Derrick | f | 2-5 | 0-0 | 3-3 | 0 | 3 | 3 | 5 | 7 | 0 | 1 | 0 | 0 | 15 |
| 24 | Lavender, Drew | g | 4-9 | 0-0 | 5-6 | 1 | 1 | 2 | 1 | 13 | 6 | 2 | 0 | 2 | 37 |
| 34 | Burrell, Stanley | g | 2-7 | 1-1 | 1-2 | 0 | 0 | 0 | 3 | 6 | 2 | 1 | 0 | 0 | 8 |
| 2 | Graves, Adrion | g | 0-1 | 0-1 | 0-0 | 0 | 1 | 1 | 1 | 0 | 0 | 0 | 0 | 0 | 8 |
| 20 | Anderson, C.J. | g | 7-14 | 0-0 | 5-10 | 4 | 4 | 8 | 1 | 19 | 4 | 4 | 1 | 2 | 27 |
| 25 | Jackson, Dante | g | 0-1 | 0-0 | 0-0 | 0 | 0 | 0 | 0 | 0 | 0 | 0 | 0 | 1 | 1 |
| 31 | Love, Jason | g | 2-2 | 0-0 | 0-1 | 2 | 5 | 7 | 1 | 4 | 0 | 0 | 1 | 0 | 17 |
| Team | | | 1 | 1 | 2 | | | | | | | | | | |
| Totals | | | 28-61 | 4-12 | 20-30 | 16 | 25 | 41 | 17 | 80 | 16 | 11 | 4 | 6 | 200 |

| | | | | | | | | | |
|-----------------|-------|-------|-----------|-------|-------|-------|-------|-------|----------|
| FG % 1st Half: | 15-31 | 48.4% | 2nd half: | 13-30 | 43.3% | Game: | 28-61 | 45.9% | Deadball |
| 3FG % 1st Half: | 3-7 | 42.9% | 2nd half: | 1-5 | 20.0% | Game: | 4-12 | 33.3% | Rebounds |
| FT % 1st Half: | 7-11 | 63.6% | 2nd half: | 13-19 | 68.4% | Game: | 20-30 | 66.7% | 2 |

Officials: Roger Ayers, William Humes, Tim Nester
 Technical fouls: Indiana-None, Xavier Musketeers-None.
 Attendance: 17230
 ACC/Big Ten Challenge

| Score by periods | 1st | 2nd | Total |
|-------------------|-----|-----|-------|
| Indiana | 29 | 36 | 65 |
| Xavier Musketeers | 40 | 40 | 80 |

| Points | Paint | T/O | 2nd | Fast | Bench |
|---------|-------|-----|-----|------|-------|
| INDIANA | 36 | 13 | 20 | 2 | 8 |
| XAVIER | 44 | 9 | 21 | 6 | 23 |

Last FG - INDIANA 2nd-00:05, XAVIER 2nd-00:13.
 Largest lead - INDIANA by 1 1st-18:57, XAVIER by 17 2nd-00:13.

Score tied - 2 times.
 Lead changed - 9 times.

Official Basketball Box Score -- GAME TOTALS -- FINAL STATISTICS

Georgia Tech vs Indiana

11/27/07 7:05 PM at Assembly Hall (Bloomington, Ind.)

Georgia Tech 79 • 3-3

| # | Player | Total | 3-Ptr | | | Rebounds | | | PF | TP | A | TO | Blk | Stl | Min |
|--------|----------------|-------|--------|--------|--------|----------|-----|-----|----|----|----|----|-----|-----|-----|
| | | | FG-FGA | FG-FGA | FT-FTA | Off | Def | Tot | | | | | | | |
| 32 | Smith,Jeremis | f | 4-8 | 0-1 | 2-4 | 5 | 6 | 11 | 4 | 10 | 3 | 1 | 0 | 1 | 31 |
| 44 | Aminu,Alade | f | 3-7 | 0-0 | 1-2 | 5 | 1 | 6 | 3 | 7 | 0 | 1 | 0 | 1 | 24 |
| 00 | Clinch,Lewis | g | 6-15 | 3-5 | 3-4 | 1 | 3 | 4 | 4 | 18 | 3 | 3 | 0 | 1 | 34 |
| 13 | Bell,D'Andre | g | 2-4 | 0-0 | 1-2 | 0 | 0 | 0 | 1 | 5 | 3 | 3 | 0 | 1 | 23 |
| 23 | Morrow,Anthony | g | 6-12 | 3-6 | 2-2 | 2 | 3 | 5 | 3 | 17 | 1 | 0 | 0 | 0 | 35 |
| 02 | Causey,Matt | g | 1-4 | 0-2 | 1-3 | 1 | 0 | 1 | 4 | 3 | 6 | 3 | 0 | 1 | 20 |
| 03 | Miller,Maurice | g | 0-1 | 0-0 | 0-0 | 0 | 1 | 1 | 0 | 0 | 1 | 1 | 0 | 1 | 9 |
| 31 | Lawal,Gani | g | 8-12 | 0-0 | 1-3 | 1 | 2 | 3 | 4 | 17 | 0 | 0 | 3 | 1 | 16 |
| 35 | Peacock,Zack | g | 1-3 | 0-2 | 0-0 | 0 | 1 | 1 | 1 | 2 | 0 | 0 | 0 | 0 | 8 |
| Team | | | 0 | 0 | 0 | | | | | | | | | | |
| Totals | | | 31-66 | 6-16 | 11-20 | 15 | 17 | 32 | 24 | 79 | 17 | 13 | 3 | 7 | 200 |

| | | | | | | | | | |
|-----------------|-------|-------|-----------|-------|-------|-------|-------|-------|----------|
| FG % 1st Half: | 14-35 | 40.0% | 2nd half: | 17-31 | 54.8% | Game: | 31-66 | 47.0% | Deadball |
| 3FG % 1st Half: | 4-10 | 40.0% | 2nd half: | 2-6 | 33.3% | Game: | 6-16 | 37.5% | Rebounds |
| FT % 1st Half: | 2-5 | 40.0% | 2nd half: | 9-15 | 60.0% | Game: | 11-20 | 55.0% | 3 |

Indiana 83 • 5-1

| # | Player | Total | 3-Ptr | | | Rebounds | | | PF | TP | A | TO | Blk | Stl | Min |
|--------|-----------------|-------|--------|--------|--------|----------|-----|-----|----|----|----|----|-----|-----|-----|
| | | | FG-FGA | FG-FGA | FT-FTA | Off | Def | Tot | | | | | | | |
| 03 | White, D.J. | f | 6-9 | 0-0 | 6-12 | 2 | 12 | 14 | 3 | 18 | 0 | 4 | 3 | 2 | 36 |
| 22 | Stemler, Lance | f | 5-9 | 3-6 | 2-2 | 1 | 2 | 3 | 2 | 15 | 0 | 0 | 0 | 1 | 32 |
| 01 | Bassett, Armon | g | 1-6 | 1-4 | 1-2 | 0 | 0 | 0 | 4 | 4 | 6 | 1 | 0 | 1 | 37 |
| 13 | Ellis, Jamarcus | g | 4-7 | 1-2 | 6-6 | 2 | 5 | 7 | 5 | 15 | 2 | 3 | 0 | 2 | 33 |
| 23 | Gordon, Eric | g | 7-14 | 2-6 | 13-16 | 0 | 4 | 4 | 2 | 29 | 2 | 8 | 1 | 0 | 40 |
| 02 | Thomas, DeAndre | g | 0-0 | 0-0 | 0-0 | 0 | 0 | 0 | 0 | 0 | 0 | 0 | 0 | 0 | 2 |
| 30 | White, Mike | g | 1-4 | 0-0 | 0-0 | 4 | 2 | 6 | 4 | 2 | 0 | 1 | 0 | 1 | 20 |
| Team | | | 2 | 1 | 3 | | | | | | | | | | |
| Totals | | | 24-49 | 7-18 | 28-38 | 11 | 26 | 37 | 20 | 83 | 10 | 17 | 4 | 7 | 200 |

| | | | | | | | | | |
|-----------------|-------|-------|-----------|-------|-------|-------|-------|-------|----------|
| FG % 1st Half: | 14-29 | 48.3% | 2nd half: | 10-20 | 50.0% | Game: | 24-49 | 49.0% | Deadball |
| 3FG % 1st Half: | 4-10 | 40.0% | 2nd half: | 3-8 | 37.5% | Game: | 7-18 | 38.9% | Rebounds |
| FT % 1st Half: | 6-10 | 60.0% | 2nd half: | 22-28 | 78.6% | Game: | 28-38 | 73.7% | 7 |

Officials: Steve Welmer, Ed Hightower, Jim Burr
 Technical fouls: Georgia Tech-None, Indiana-None.
 Attendance: 17230
 ACC/Big Ten Challenge

| Score by periods | 1st | 2nd | Total |
|------------------|-----|-----|-------|
| Georgia Tech | 34 | 45 | 79 |
| Indiana | 38 | 45 | 83 |

| Points | Paint | T/O | 2nd | Fast | Bench |
|---------|-------|-----|-----|------|-------|
| INDIANA | 40 | 9 | 16 | 13 | 22 |
| GEORGIA | 30 | 9 | 9 | 4 | 2 |

Last FG - GT 2nd-00:04, INDIANA 2nd-03:37.
 Largest lead - GT by 8 1st-09:58, INDIANA by 10 2nd-03:37.

Score tied - 6 times.
 Lead changed - 10 times.

HOOSIERS KNOCK OFF SIU, 64-51

CARBONDALE, ILLINOIS--Freshman Eric Gordon scored 22 points and teamed with Jamarcus Ellis and D.J. White on defense with three blocked shots apiece to lead #15 Indiana to a 64-51 win over #22 Southern Illinois.

D.J. White added 10 points and 12 rebounds for the Hoosiers (6-1) in their only road nonconference game of the season and Ellis also had a double-double with 11 points and 10 rebounds. It was the third straight double-double for White and the second in three games for Ellis.

Randal Falke had 12 points and seven rebounds for the Salukis (3-2), who missed all 13 of their 3-point shots before Matt Shaw hit one with 1:03 to play. The Salukis shot 37.5 percent (21-of-56) from the field overall, with many of the looks wide open.

Gordon became the first to score at least 20 points against Southern this season and just the third since the start of last season, when only Western Kentucky's Courtney Lee (23) and Evansville's Matt Webster (21) accomplished the feat.

Gordon needed time to find his groove. He missed his first two shots before finally knocking down a 3-pointer that tied it at 14 about midway through the first half against a Salukis defense among the nation's stingiest, holding opponents this season to just 57 points a game.

Gordon took over after the break, scoring 12 points in a 17-7 Indiana run that turned a 34-30 Hoosier lead to a 51-37 bulge with 5:30 left. Gordon had two 3-pointers during that stretch.

INDIANA DEFEATS TSU, 84-72

BLOOMINGTON, INDIANA--D.J. White scored a career-high 29 points and No. 15 Indiana rolled to an 84-72 victory over Tennessee State.

The Hoosiers (7-1) led early by as many as 19 points, but freshman Eric Gordon left the game with about 6 minutes left in the first half after he fell hard to the floor, bruising his lower back.

With Gordon gone, the Tigers (2-4) rallied within seven points before two straight 3-pointers by Indiana's Lance Stemler. Two free throws by Jamarcus Ellis then gave Indiana a 73-58 lead and Tennessee State came no closer than 12 points the rest of the way.

White, a 6-foot-9 senior whose previous high was 23 points, was perfect in eight shots from the field in the first half and finished 11-of-16 overall. He was 7-of-9 from the free throw line and had four blocked shots. Mike White finished with 11 points, Ellis had 10 and Stemler finished with nine for Indiana, which held on for its 22nd straight victory in Assembly Hall.

Gordon, who had played all 40 minutes in the past two games, finished with eight points, the first time in his college career he scored fewer than 20.

Gordon was 1-of-4 from the field and was knocked to the court as he passed off to White, who was fouled and hit both free throws for a 36-17 lead. Gordon remained in the game briefly, but he left shortly after that.

The Tigers took advantage of Gordon's absence and cut Indiana's lead to 40-28 with three straight 3-pointers by Price, the man Gordon had been guarding.

Brandon McGee then hit the Hoosiers' first 3-pointer after eight straight misses, and they kept the lead at 16 until a last-second 3-pointer by Price made it 48-35 at halftime.

Official Basketball Box Score -- GAME TOTALS -- FINAL STATISTICS
Indiana vs Southern Illinois
 12/1/07 8:30 p.m. at Carbondale, Ill. - SIU Arena

Indiana 64 • 6-1

| ## | Player | Pos | Total | | | 3-Ptr | | | Rebounds | | | PF | TP | A | TO | Blk | Stl | Min | | | | | | | | | | | | | | | | | | | | | | | |
|-----------------|-----------------|-----|-------|-----|----|-------|----|-----|-----------|-----|-----|------|----|---|-------|-----|-----|-------|-----|-----|-------|--|--|-------|--|--|----------|--|--|----|--|--|---|--|--|---|--|--|-----|--|--|
| | | | FG | FGA | FT | FTA | FG | FGA | FT | FTA | Off | | | | | | | | Def | Tot | | | | | | | | | | | | | | | | | | | | | |
| 13 | Ellis, Jamarcus | f | 3 | 8 | 1 | 5 | 4 | 4 | 3 | 7 | 10 | 3 | 11 | 3 | 5 | 3 | 0 | 36 | | | | | | | | | | | | | | | | | | | | | | | |
| 22 | Stemler, Lance | f | 1 | 4 | 1 | 4 | 0 | 0 | 2 | 2 | 1 | 3 | 0 | 0 | 0 | 0 | 1 | 26 | | | | | | | | | | | | | | | | | | | | | | | |
| 03 | White, D.J. | c | 5 | 10 | 0 | 0 | 0 | 0 | 3 | 9 | 12 | 4 | 10 | 0 | 1 | 3 | 0 | 32 | | | | | | | | | | | | | | | | | | | | | | | |
| 01 | Bassett, Armon | g | 3 | 7 | 2 | 5 | 4 | 4 | 0 | 1 | 1 | 1 | 12 | 4 | 3 | 0 | 1 | 37 | | | | | | | | | | | | | | | | | | | | | | | |
| 23 | Gordon, Eric | g | 7 | 14 | 4 | 7 | 4 | 6 | 0 | 4 | 4 | 1 | 22 | 1 | 3 | 3 | 2 | 40 | | | | | | | | | | | | | | | | | | | | | | | |
| 02 | Thomas, DeAndre | f | 1 | 1 | 0 | 0 | 0 | 0 | 3 | 3 | 5 | 2 | 1 | 2 | 0 | 0 | 0 | 8 | | | | | | | | | | | | | | | | | | | | | | | |
| 30 | White, Mike | f | 2 | 2 | 0 | 0 | 0 | 0 | 2 | 1 | 3 | 2 | 4 | 0 | 2 | 0 | 0 | 21 | | | | | | | | | | | | | | | | | | | | | | | |
| Team | | | | | | | | | 0 | | | | | | | | | | | | | | | | | | | | | | | | | | | | | | | | |
| Totals | | | 22-46 | | | 8-21 | | | 12-14 | | | 8 | | | 30 | | | 38 | | | 17 | | | 64 | | | 9 | | | 16 | | | 9 | | | 4 | | | 200 | | |
| FG % 1st Half: | | | 13-24 | | | 54.2% | | | 2nd half: | | | 9-22 | | | 40.9% | | | Game: | | | 22-46 | | | 47.8% | | | Deadball | | | | | | | | | | | | | | |
| 3FG % 1st Half: | | | 4-12 | | | 33.3% | | | 2nd half: | | | 4-9 | | | 44.4% | | | Game: | | | 8-21 | | | 38.1% | | | Rebounds | | | 0 | | | | | | | | | | | |
| FT % 1st Half: | | | 4-5 | | | 80.0% | | | 2nd half: | | | 8-9 | | | 88.9% | | | Game: | | | 12-14 | | | 85.7% | | | | | | | | | | | | | | | | | |

Southern Illinois 51 • 3-2

| ## | Player | Pos | Total | | | 3-Ptr | | | Rebounds | | | PF | TP | A | TO | Blk | Stl | Min | | | | | | | | | | | | | | | | | | | | | | | |
|-----------------|------------------|-----|-------|-----|----|-------|----|-----|-----------|-----|-----|------|----|---|-------|-----|-----|-------|-----|-----|-------|--|--|-------|--|--|----------|--|--|----|--|--|---|--|--|---|--|--|-----|--|--|
| | | | FG | FGA | FT | FTA | FG | FGA | FT | FTA | Off | | | | | | | | Def | Tot | | | | | | | | | | | | | | | | | | | | | |
| 14 | FALKER, Randal | f | 5 | 11 | 0 | 0 | 2 | 7 | 3 | 4 | 7 | 3 | 12 | 1 | 3 | 1 | 0 | 35 | | | | | | | | | | | | | | | | | | | | | | | |
| 32 | SHAW, Matt | f | 3 | 7 | 1 | 5 | 2 | 2 | 3 | 5 | 2 | 9 | 0 | 2 | 0 | 1 | 33 | | | | | | | | | | | | | | | | | | | | | | | | |
| 35 | BOYLE, Tony | f | 3 | 6 | 0 | 0 | 1 | 3 | 2 | 3 | 5 | 2 | 7 | 1 | 2 | 0 | 0 | 15 | | | | | | | | | | | | | | | | | | | | | | | |
| 10 | MULLINS, Bryan | g | 4 | 9 | 0 | 0 | 1 | 1 | 2 | 2 | 4 | 9 | 3 | 2 | 0 | 4 | 37 | | | | | | | | | | | | | | | | | | | | | | | | |
| 22 | GREEN, Tyrone | g | 0 | 2 | 0 | 0 | 0 | 0 | 0 | 0 | 2 | 0 | 1 | 1 | 0 | 0 | 9 | | | | | | | | | | | | | | | | | | | | | | | | |
| 04 | BONE, Joshua | f | 1 | 9 | 0 | 6 | 2 | 2 | 0 | 1 | 1 | 1 | 4 | 1 | 1 | 0 | 2 | 30 | | | | | | | | | | | | | | | | | | | | | | | |
| 24 | CLEMMONS, Wesley | f | 4 | 9 | 0 | 2 | 0 | 1 | 1 | 2 | 3 | 8 | 1 | 0 | 0 | 0 | 33 | | | | | | | | | | | | | | | | | | | | | | | | |
| 45 | FAY, Carlton | f | 1 | 3 | 0 | 1 | 0 | 0 | 1 | 2 | 1 | 2 | 1 | 0 | 0 | 0 | 8 | | | | | | | | | | | | | | | | | | | | | | | | |
| Team | | | | | | | | | 3 | | | 2 | | | 5 | | | | | | | | | | | | | | | | | | | | | | | | | | |
| Totals | | | 21-56 | | | 1-14 | | | 8-15 | | | 12 | | | 17 | | | 29 | | | 18 | | | 51 | | | 9 | | | 11 | | | 1 | | | 7 | | | 200 | | |
| FG % 1st Half: | | | 13-31 | | | 41.9% | | | 2nd half: | | | 8-25 | | | 32.0% | | | Game: | | | 21-56 | | | 37.5% | | | Deadball | | | | | | | | | | | | | | |
| 3FG % 1st Half: | | | 0-6 | | | 0.0% | | | 2nd half: | | | 1-8 | | | 12.5% | | | Game: | | | 1-14 | | | 7.1% | | | Rebounds | | | 1 | | | | | | | | | | | |
| FT % 1st Half: | | | 2-6 | | | 33.3% | | | 2nd half: | | | 6-9 | | | 66.7% | | | Game: | | | 8-15 | | | 53.3% | | | | | | | | | | | | | | | | | |

Officials: Bo Boroski, Randall McCall, JD Collins
 Technical fouls: Indiana-None. Southern Illinois-None.
 Attendance: 9345

| Score by periods | 1st | 2nd | Total |
|-------------------|-----|-----|-------|
| Indiana | 34 | 30 | 64 |
| Southern Illinois | 28 | 23 | 51 |

Official Basketball Box Score -- GAME TOTALS -- FINAL STATISTICS
TSU vs Indiana
 12/3/07 7:06 p.m. at Assembly Hall, Bloomington, Ind.

TSU 72 • 2-4

| ## | Player | Pos | Total | | | 3-Ptr | | | Rebounds | | | PF | TP | A | TO | Blk | Stl | Min | | | | | | | | | | | | | | | | | | | | | | | |
|-----------------|-------------------|-----|-------|-----|----|-------|----|-----|-----------|-----|-----|-------|----|---|-------|-----|-----|-------|-----|-----|-------|--|--|-------|--|--|----------|--|--|----|--|--|---|--|--|----|--|--|-----|--|--|
| | | | FG | FGA | FT | FTA | FG | FGA | FT | FTA | Off | | | | | | | | Def | Tot | | | | | | | | | | | | | | | | | | | | | |
| 01 | TAYLOR, Dontrell | f | 2 | 2 | 0 | 0 | 1 | 2 | 0 | 0 | 0 | 3 | 5 | 0 | 1 | 1 | 0 | 10 | | | | | | | | | | | | | | | | | | | | | | | |
| 03 | HOUSTON, Jerrell | f | 2 | 6 | 0 | 0 | 1 | 1 | 1 | 5 | 6 | 4 | 5 | 3 | 6 | 2 | 1 | 29 | | | | | | | | | | | | | | | | | | | | | | | |
| 20 | COX, Darius | f | 4 | 6 | 0 | 0 | 0 | 0 | 2 | 0 | 2 | 3 | 8 | 1 | 0 | 3 | 1 | 29 | | | | | | | | | | | | | | | | | | | | | | | |
| 11 | PRICE, Bruce | g | 11 | 19 | 5 | 7 | 7 | 8 | 2 | 2 | 4 | 3 | 34 | 5 | 5 | 0 | 5 | 38 | | | | | | | | | | | | | | | | | | | | | | | |
| 22 | ROBINSON, Gerald | g | 3 | 10 | 0 | 4 | 1 | 1 | 0 | 2 | 2 | 2 | 7 | 3 | 3 | 0 | 3 | 28 | | | | | | | | | | | | | | | | | | | | | | | |
| 00 | ARMSTRONG, Rashad | f | 0 | 0 | 0 | 0 | 0 | 0 | 0 | 0 | 0 | 2 | 0 | 0 | 0 | 0 | 1 | 4 | | | | | | | | | | | | | | | | | | | | | | | |
| 02 | ERVIN, Reiley | f | 1 | 2 | 1 | 2 | 0 | 0 | 0 | 1 | 1 | 1 | 3 | 1 | 0 | 1 | 2 | 18 | | | | | | | | | | | | | | | | | | | | | | | |
| 13 | WEAVER, LaDarius | f | 0 | 4 | 0 | 2 | 0 | 0 | 0 | 3 | 3 | 0 | 0 | 0 | 2 | 0 | 0 | 11 | | | | | | | | | | | | | | | | | | | | | | | |
| 15 | BELTON, Andrae | f | 0 | 0 | 0 | 0 | 1 | 0 | 2 | 2 | 3 | 0 | 1 | 0 | 0 | 0 | 2 | 13 | | | | | | | | | | | | | | | | | | | | | | | |
| 14 | IVY, Moraye | f | 2 | 4 | 2 | 3 | 0 | 0 | 1 | 0 | 1 | 3 | 6 | 0 | 0 | 0 | 1 | 10 | | | | | | | | | | | | | | | | | | | | | | | |
| 32 | CRAFT, James | f | 0 | 0 | 0 | 0 | 1 | 0 | 1 | 1 | 2 | 0 | 0 | 1 | 0 | 0 | 4 | | | | | | | | | | | | | | | | | | | | | | | | |
| 40 | EVANS, Stephen | f | 2 | 3 | 0 | 0 | 0 | 0 | 0 | 1 | 1 | 3 | 4 | 0 | 0 | 0 | 0 | 6 | | | | | | | | | | | | | | | | | | | | | | | |
| Team | | | | | | | | | 0 | | | 1 | | | 1 | | | | | | | | | | | | | | | | | | | | | | | | | | |
| Totals | | | 27-56 | | | 8-18 | | | 10-14 | | | 6 | | | 18 | | | 24 | | | 29 | | | 72 | | | 14 | | | 18 | | | 7 | | | 16 | | | 200 | | |
| FG % 1st Half: | | | 14-30 | | | 46.7% | | | 2nd half: | | | 13-26 | | | 50.0% | | | Game: | | | 27-56 | | | 48.2% | | | Deadball | | | | | | | | | | | | | | |
| 3FG % 1st Half: | | | 4-9 | | | 44.4% | | | 2nd half: | | | 4-9 | | | 44.4% | | | Game: | | | 8-18 | | | 44.4% | | | Rebounds | | | 2 | | | | | | | | | | | |
| FT % 1st Half: | | | 3-4 | | | 75.0% | | | 2nd half: | | | 7-10 | | | 70.0% | | | Game: | | | 10-14 | | | 71.4% | | | | | | | | | | | | | | | | | |

Indiana 84 • 7-1

| ## | Player | Pos | Total | | | 3-Ptr | | | Rebounds | | | PF | TP | A | TO | Blk | Stl | Min | | | | | | | | | | | | | | | | | | | | |
|-----------------|-----------------|-----|-------|-----|----|-------|----|-----|-----------|-----|-----|-------|----|----|-------|-----|-----|-------|-----|-----|-------|--|--|-------|--|--|----------|--|--|----|--|--|---|--|--|-----|--|--|
| | | | FG | FGA | FT | FTA | FG | FGA | FT | FTA | Off | | | | | | | | Def | Tot | | | | | | | | | | | | | | | | | | |
| 03 | White, D.J. | f | 11 | 16 | 0 | 1 | 7 | 9 | 4 | 9 | 13 | 3 | 29 | 0 | 1 | 4 | 1 | 36 | | | | | | | | | | | | | | | | | | | | |
| 22 | Stemler, Lance | f | 3 | 6 | 2 | 5 | 1 | 2 | 0 | 1 | 1 | 5 | 9 | 1 | 1 | 0 | 2 | 23 | | | | | | | | | | | | | | | | | | | | |
| 01 | Bassett, Armon | g | 2 | 11 | 1 | 5 | 3 | 4 | 1 | 2 | 3 | 0 | 8 | 3 | 4 | 0 | 1 | 39 | | | | | | | | | | | | | | | | | | | | |
| 13 | Ellis, Jamarcus | g | 3 | 6 | 0 | 1 | 4 | 5 | 3 | 4 | 7 | 2 | 10 | 10 | 7 | 1 | 2 | 39 | | | | | | | | | | | | | | | | | | | | |
| 23 | Gordon, Eric | g | 1 | 4 | 0 | 2 | 6 | 6 | 0 | 2 | 2 | 2 | 8 | 0 | 2 | 1 | 1 | 12 | | | | | | | | | | | | | | | | | | | | |
| 02 | Thomas, DeAndre | f | 1 | 3 | 0 | 0 | 0 | 0 | 1 | 0 | 1 | 0 | 2 | 0 | 0 | 0 | 0 | 7 | | | | | | | | | | | | | | | | | | | | |
| 24 | McGee, Brandon | f | 2 | 3 | 1 | 2 | 2 | 2 | 1 | 0 | 1 | 1 | 7 | 0 | 1 | 0 | 0 | 13 | | | | | | | | | | | | | | | | | | | | |
| 30 | White, Mike | f | 3 | 6 | 0 | 0 | 5 | 3 | 5 | 8 | 4 | 11 | 0 | 2 | 0 | 2 | 30 | | | | | | | | | | | | | | | | | | | | | |
| 44 | Taber, Kyle | f | 0 | 0 | 0 | 0 | 0 | 0 | 1 | 0 | 1 | 0 | 0 | 0 | 0 | 0 | 1 | | | | | | | | | | | | | | | | | | | | | |
| Team | | | | | | | | | 2 | | | 2 | | | 4 | | | | | | | | | | | | | | | | | | | | | | | |
| Totals | | | 26-55 | | | 4-16 | | | 28-36 | | | 16 | | | 25 | | | 41 | | | 17 | | | 84 | | | 14 | | | 19 | | | 6 | | | 200 | | |
| FG % 1st Half: | | | 15-31 | | | 48.4% | | | 2nd half: | | | 11-24 | | | 45.8% | | | Game: | | | 26-55 | | | 47.3% | | | Deadball | | | | | | | | | | | |
| 3FG % 1st Half: | | | 1-9 | | | 11.1% | | | 2nd half: | | | 3-7 | | | 42.9% | | | Game: | | | 4-16 | | | 25.0% | | | Rebounds | | | 3 | | | | | | | | |
| FT % 1st Half: | | | 17-20 | | | 85.0% | | | 2nd half: | | | 11-16 | | | 68.8% | | | Game: | | | 28-36 | | | 77.8% | | | | | | | | | | | | | | |

Officials: Donnee Gray, Steve Olson, Bert Smith
 Technical fouls: TSU-None. Indiana-None.
 Attendance: 17171
 D.J. White 29 Points New Career High

| Score by periods | 1st | 2nd | Total |
|------------------|-----|-----|-------|
| TSU | 35 | 37 | 72 |
| Indiana | 48 | 36 | 84 |

| | Points | In Paint | Off | 2nd Chance | Fast Break | Bench |
|---------|--------|----------|-----|------------|------------|-------|
| TSU | 32 | 27 | 9 | 10 | 13 | 13 |
| INDIANA | 36 | 23 | 25 | 4 | 20 | 20 |

Last FG: TSU 2nd 01:00, INDIANA 2nd 01:38
 Score tied: 0 times

INDIANA TOPPLES KENTUCKY, 70-51

BLOOMINGTON, INDIANA--Freshman Jordan Crawford scored 20 points to lead a short-handed Indiana team to a 70-51 win over Kentucky in the first meeting between the two teams in Assembly Hall since 1990.

Indiana took control midway through the first half with a 15-5 run that expanded the lead to 20-15 with 6:11 left in the first half.

Kentucky closed to 31-23 when brother Joe Crawford stole the ball from his brother and drove in for a layup. But Jordan Crawford made three of four free throws in the final 90 seconds, during a five-point flurry that gave Indiana a 37-25 halftime lead.

The second half was all Hoosiers.

Indiana scored the first nine points in the second half, building a 46-25 lead, and then things turned ugly for the Wildcats. Bradley fouled out with 13:51 left, and Michael Porter fouled out with 9:58 to go.

Even when something did go right, like Joe Crawford's driving layup at the 12:49 mark, the Wildcats still made mistakes. Crawford drew a technical foul after the play.

The result: Kentucky never got closer than 17 points the rest of the way, and Jordan Crawford walked away with a win and family bragging rights.

Senior D.J. White became the 41st player in school history to eclipse the 1,000 point mark with his 16-point, 13-rebound performance. He now has scored 1,006 points.

Junior Jamarcus Ellis added 12 points, five rebounds and five assists and junior DeAndre Thomas had 11 points and five rebounds.

HOOSIERS OVER WCU, 100-52

BLOOMINGTON, INDIANA-- Freshman Eric Gordon scored 26 points, senior D.J. White had another double-double with 21 points and 11 rebounds and freshman Jordan Crawford added 19 to lead the Hoosiers to a 100-52 win Western Carolina.

Gordon, the Big Ten's leading scorer, topped 20 points for the eighth time this season and came within two baskets of breaking Mike Woodson's freshman mark for most 30-point games in a season (three).

WCU shot 34.5 percent from the field, committed 24 fouls and 21 turnovers and was outrebounded 50-24.

More troubling was the lack of a supporting cast. Michael Porrini scored 20 points and Arnold Gore 16, but no other Western Carolina player had more than six. In fact, until Jake Robinson completed a three-point play with 3:49 left in the first half, no other Catamount had scored.

Gordon had no trouble with his shooting touch, finishing 8-of-13 and 6-of-11 from 3-point range, and the Hoosiers had no problem getting back in sync with their dazzling freshman.

White opened the game with back-to-back three-point plays, an ominous sign of what was to come for the Catamounts.

By halftime, Indiana had already strung together runs of 8-0, 8-0, 11-0 and 7-0, then used a 15-0 spurt early in the second half to close out their 24th consecutive home victory. That's the fourth longest streak in the country, and Sampson is now 22-0 at Assembly Hall since taking over as coach last season.

| Official Basketball Box Score -- GAME TOTALS -- FINAL STATISTICS | | | | | | | | | | | | | | | | | |
|--|--------------------|--------|-----------------|--------|--------|-------------|--------|----------|-------------------|------|-------|----|---|----|-----|-----|-----|
| UK vs Indiana | | | | | | | | | | | | | | | | | |
| 12/08/07 4:05 p.m. at Bloomington, Ind. (Assembly Hall) | | | | | | | | | | | | | | | | | |
| UK 51 • 4-3 | | | | | | | | | | | | | | | | | |
| # | Player | Total | | | 3-Ptr | | | Rebounds | | | PF | TP | A | TO | Blk | Stl | Min |
| | | FG-FGA | FG-FGA | FT-FTA | FG-FGA | FG-FGA | FT-FTA | Off | Def | Tot | | | | | | | |
| 42 | Coury, Mark | f | 1-2 | 0-0 | 0-0 | 0 | 3 | 3 | 2 | 0 | 1 | 0 | 1 | 12 | | | |
| 54 | Patterson, Patrick | f | 6-9 | 0-0 | 3-5 | 2 | 3 | 5 | 2 | 15 | 2 | 5 | 0 | 36 | | | |
| 03 | Bradley, Ramel | g | 2-5 | 1-4 | 0-1 | 0 | 1 | 1 | 5 | 5 | 0 | 2 | 1 | 23 | | | |
| 13 | Porter, Michael | g | 1-4 | 1-2 | 0-0 | 1 | 0 | 1 | 5 | 3 | 0 | 3 | 0 | 21 | | | |
| 32 | Crawford, Joe | g | 4-15 | 1-6 | 1-3 | 1 | 1 | 2 | 2 | 10 | 2 | 2 | 0 | 37 | | | |
| 15 | Stewart, A.J. | g | 0-2 | 0-0 | 1-2 | 0 | 0 | 0 | 2 | 1 | 1 | 2 | 0 | 12 | | | |
| 21 | Stevenson, Perry | g | 3-5 | 0-0 | 4-4 | 2 | 4 | 6 | 3 | 10 | 2 | 2 | 0 | 26 | | | |
| 30 | Perry, Dwight | g | 0-1 | 0-1 | 0-0 | 0 | 0 | 0 | 0 | 0 | 0 | 0 | 0 | 4 | | | |
| 34 | Harris, Ramon | g | 2-6 | 1-3 | 0-1 | 2 | 6 | 8 | 3 | 5 | 2 | 2 | 1 | 25 | | | |
| 43 | Carter, Jared | g | 0-0 | 0-0 | 0-0 | 0 | 0 | 0 | 0 | 0 | 0 | 0 | 0 | 4 | | | |
| Team | | | | | | 1 | 2 | 3 | | | | | | | | | |
| Totals | | | 19-49 | 4-16 | 9-16 | 9 | 20 | 29 | 25 | 51 | 9 | 19 | 2 | 4 | 200 | | |
| FG % 1st Half: 9-21 | | 42.9% | 2nd half: 10-28 | | 35.7% | Game: 19-49 | | 38.8% | Deadball Rebounds | | | | | | | | |
| 3FG % 1st Half: 1-6 | | 16.7% | 2nd half: 3-10 | | 30.0% | Game: 4-16 | | 25.0% | 2 | | | | | | | | |
| FT % 1st Half: 6-9 | | 66.7% | 2nd half: 3-7 | | 42.9% | Game: 9-16 | | 56.3% | 2 | | | | | | | | |
| Indiana 70 • 8-1 | | | | | | | | | | | | | | | | | |
| # | Player | Total | | | 3-Ptr | | | Rebounds | | | PF | TP | A | TO | Blk | Stl | Min |
| | | FG-FGA | FG-FGA | FT-FTA | FG-FGA | FG-FGA | FT-FTA | Off | Def | Tot | | | | | | | |
| 03 | White, D.J. | f | 6-11 | 0-0 | 4-4 | 3 | 10 | 13 | 3 | 16 | 1 | 5 | 2 | 0 | 29 | | |
| 22 | Stemler, Lance | f | 1-3 | 0-2 | 2-2 | 0 | 3 | 3 | 4 | 1 | 1 | 0 | 1 | 36 | | | |
| 30 | White, Mike | f | 1-4 | 0-0 | 5-6 | 2 | 1 | 3 | 4 | 7 | 1 | 1 | 0 | 29 | | | |
| 05 | Crawford, Jordan | g | 5-10 | 3-5 | 7-10 | 0 | 2 | 2 | 2 | 20 | 2 | 3 | 0 | 39 | | | |
| 13 | Ellis, Jamarcus | g | 4-8 | 1-2 | 3-5 | 0 | 5 | 5 | 12 | 5 | 2 | 0 | 2 | 35 | | | |
| 02 | Thomas, DeAndre | g | 5-10 | 0-0 | 1-5 | 2 | 3 | 5 | 2 | 11 | 0 | 3 | 0 | 22 | | | |
| 24 | McGee, Brandon | g | 0-0 | 0-0 | 0-0 | 1 | 0 | 1 | 0 | 0 | 0 | 0 | 1 | 6 | | | |
| 32 | Holman, Eli | g | 0-1 | 0-0 | 0-0 | 1 | 0 | 1 | 0 | 0 | 0 | 0 | 0 | 2 | | | |
| 34 | Ahlfeld, Adam | g | 0-0 | 0-0 | 0-0 | 0 | 0 | 0 | 0 | 0 | 0 | 0 | 0 | 1 | | | |
| 44 | Taber, Kyle | g | 0-0 | 0-0 | 0-0 | 0 | 0 | 0 | 0 | 0 | 0 | 0 | 0 | 1 | | | |
| Team | | | | | | 2 | 2 | 4 | | | | | | | | | |
| Totals | | | 22-47 | 4-9 | 22-32 | 11 | 26 | 37 | 19 | 70 | 10 | 15 | 2 | 8 | 200 | | |
| FG % 1st Half: 11-25 | | 44.0% | 2nd half: 11-22 | | 50.0% | Game: 22-47 | | 46.8% | Deadball Rebounds | | | | | | | | |
| 3FG % 1st Half: 3-7 | | 42.9% | 2nd half: 1-2 | | 50.0% | Game: 4-9 | | 44.4% | 3 | | | | | | | | |
| FT % 1st Half: 12-20 | | 60.0% | 2nd half: 10-12 | | 83.3% | Game: 22-32 | | 68.8% | 3 | | | | | | | | |
| Officials: Ed Hightower, Zelton Steed, Eugene Crawford | | | | | | | | | | | | | | | | | |
| Technical fouls: UK-Crawford, Joe. Indiana-None. | | | | | | | | | | | | | | | | | |
| Attendance: 17410 | | | | | | | | | | | | | | | | | |
| D.J. White becomes the 41st player in IU history to score 1,000 points | | | | | | | | | | | | | | | | | |
| Score by periods | | | 1st | 2nd | Total | Points | In | Off | 2nd | Fast | Bench | | | | | | |
| UK | | | 25 | 26 | 51 | UK | 26 | 9 | 6 | 2 | 16 | | | | | | |
| Indiana | | | 37 | 33 | 70 | INDIANA | 24 | 14 | 13 | 4 | 11 | | | | | | |
| Last FG - UK 2nd-01.00, INDIANA 2nd-02.54. | | | | | | | | | | | | | | | | | |
| Largest lead - UK None, INDIANA by 23 2nd-12:03. | | | | | | | | | | | | | | | | | |
| Score tied - 1 time. | | | | | | | | | | | | | | | | | |
| Lead changed - 0 times. | | | | | | | | | | | | | | | | | |

| Official Basketball Box Score -- GAME TOTALS -- FINAL STATISTICS | | | | | | | | | | | | | | | | | |
|--|--------------------|--------|-----------------|--------|--------|-------------|--------|----------|-------------------|------|-------|----|---|----|-----|-----|-----|
| Western Carolina vs Indiana | | | | | | | | | | | | | | | | | |
| 12/15/07 8:06 at Assembly Hall, Bloomington, Ind. | | | | | | | | | | | | | | | | | |
| Western Carolina 52 • 3-6 | | | | | | | | | | | | | | | | | |
| # | Player | Total | | | 3-Ptr | | | Rebounds | | | PF | TP | A | TO | Blk | Stl | Min |
| | | FG-FGA | FG-FGA | FT-FTA | FG-FGA | FG-FGA | FT-FTA | Off | Def | Tot | | | | | | | |
| 04 | GORE, Arnold | f | 7-13 | 1-2 | 1-4 | 0 | 0 | 0 | 3 | 16 | 0 | 4 | 0 | 1 | 28 | | |
| 34 | GALLAGHER, Blake | f | 1-4 | 0-0 | 0-0 | 1 | 5 | 6 | 2 | 2 | 1 | 1 | 0 | 0 | 23 | | |
| 01 | GILES, Brandon | g | 0-5 | 0-1 | 0-2 | 1 | 1 | 2 | 1 | 0 | 2 | 2 | 1 | 0 | 23 | | |
| 03 | PORRINI, Michael | g | 6-15 | 2-6 | 6-6 | 4 | 3 | 7 | 3 | 20 | 2 | 5 | 0 | 1 | 29 | | |
| 23 | WILSON, Eric | g | 1-2 | 0-1 | 0-0 | 1 | 1 | 2 | 3 | 2 | 2 | 1 | 0 | 1 | 20 | | |
| 05 | MILLER, Camden | g | 1-4 | 1-4 | 0-0 | 0 | 1 | 1 | 2 | 3 | 0 | 0 | 0 | 0 | 17 | | |
| 13 | WAGINGER, Brigham | g | 1-6 | 0-2 | 1-2 | 0 | 0 | 0 | 3 | 3 | 3 | 2 | 0 | 0 | 24 | | |
| 21 | McKENNA, Negus | g | 0-2 | 0-1 | 0-0 | 0 | 0 | 0 | 1 | 0 | 0 | 0 | 0 | 0 | 3 | | |
| 32 | MAGOWAN, Tim | g | 0-0 | 0-0 | 0-0 | 0 | 0 | 0 | 0 | 0 | 0 | 0 | 0 | 0 | 1 | | |
| 42 | ROBINSON, Jake | g | 2-4 | 1-2 | 1-1 | 2 | 0 | 2 | 1 | 6 | 1 | 2 | 0 | 0 | 23 | | |
| 50 | GORDON, Richie | g | 0-0 | 0-0 | 0-0 | 0 | 0 | 0 | 5 | 0 | 0 | 3 | 0 | 0 | 9 | | |
| Team | | | | | | 2 | 2 | 4 | | | | | | | | | |
| Totals | | | 19-55 | 5-19 | 9-15 | 11 | 13 | 24 | 24 | 52 | 11 | 21 | 1 | 3 | 200 | | |
| FG % 1st Half: 9-27 | | 33.3% | 2nd half: 10-28 | | 35.7% | Game: 19-55 | | 34.5% | Deadball Rebounds | | | | | | | | |
| 3FG % 1st Half: 3-9 | | 33.3% | 2nd half: 2-10 | | 20.0% | Game: 5-19 | | 26.3% | 1 | | | | | | | | |
| FT % 1st Half: 3-4 | | 75.0% | 2nd half: 6-11 | | 54.5% | Game: 9-15 | | 60.0% | 1 | | | | | | | | |
| Indiana 100 • 9-1 | | | | | | | | | | | | | | | | | |
| # | Player | Total | | | 3-Ptr | | | Rebounds | | | PF | TP | A | TO | Blk | Stl | Min |
| | | FG-FGA | FG-FGA | FT-FTA | FG-FGA | FG-FGA | FT-FTA | Off | Def | Tot | | | | | | | |
| 03 | White, D.J. | f | 7-9 | 0-0 | 7-10 | 4 | 7 | 11 | 0 | 21 | 1 | 2 | 1 | 2 | 24 | | |
| 30 | White, Mike | f | 1-2 | 0-0 | 0-0 | 2 | 1 | 3 | 4 | 2 | 2 | 0 | 0 | 1 | 16 | | |
| 05 | Crawford, Jordan | g | 8-14 | 0-4 | 3-5 | 4 | 2 | 6 | 2 | 19 | 5 | 0 | 0 | 1 | 31 | | |
| 13 | Ellis, Jamarcus | g | 4-7 | 1-2 | 0-0 | 2 | 5 | 7 | 2 | 9 | 6 | 2 | 0 | 3 | 23 | | |
| 23 | Gordon, Eric | g | 8-13 | 6-11 | 4-6 | 1 | 1 | 2 | 1 | 26 | 1 | 2 | 1 | 1 | 29 | | |
| 02 | Thomas, DeAndre | g | 4-6 | 0-0 | 0-0 | 0 | 0 | 0 | 3 | 8 | 0 | 0 | 1 | 0 | 19 | | |
| 04 | Finkelmeier, Brett | g | 0-0 | 0-0 | 2-2 | 0 | 0 | 0 | 2 | 0 | 0 | 0 | 0 | 0 | 3 | | |
| 22 | Stemler, Lance | g | 2-9 | 1-7 | 2-3 | 1 | 5 | 6 | 1 | 7 | 1 | 0 | 0 | 3 | 24 | | |
| 24 | McGee, Brandon | g | 2-6 | 0-4 | 1-2 | 4 | 3 | 7 | 3 | 5 | 0 | 3 | 0 | 1 | 17 | | |
| 34 | Ahlfeld, Adam | g | 0-0 | 0-0 | 0-0 | 0 | 0 | 0 | 0 | 0 | 0 | 0 | 0 | 0 | 2 | | |
| 44 | Taber, Kyle | g | 0-0 | 0-0 | 1-3 | 1 | 5 | 6 | 1 | 1 | 0 | 0 | 1 | 0 | 12 | | |
| Team | | | | | | 2 | 0 | 2 | | | | | | | | | |
| Totals | | | 36-66 | 8-28 | 20-31 | 21 | 29 | 50 | 17 | 100 | 16 | 10 | 4 | 12 | 200 | | |
| FG % 1st Half: 18-30 | | 60.0% | 2nd half: 18-36 | | 50.0% | Game: 36-66 | | 54.5% | Deadball Rebounds | | | | | | | | |
| 3FG % 1st Half: 6-12 | | 50.0% | 2nd half: 2-16 | | 12.5% | Game: 8-28 | | 28.6% | 5 | | | | | | | | |
| FT % 1st Half: 10-15 | | 66.7% | 2nd half: 10-16 | | 62.5% | Game: 20-31 | | 64.5% | 5 | | | | | | | | |
| Officials: Mike Sanzere, Sid Rodehefer, James Hicks | | | | | | | | | | | | | | | | | |
| Technical fouls: Western Carolina-None. Indiana-None. | | | | | | | | | | | | | | | | | |
| Attendance: 13143 | | | | | | | | | | | | | | | | | |
| Score by periods | | | 1st | 2nd | Total | Points | In | Off | 2nd | Fast | Bench | | | | | | |
| Western Carolina | | | 24 | 28 | 52 | WCU | 26 | 8 | 7 | 6 | 12 | | | | | | |
| Indiana | | | 52 | 48 | 100 | INDIANA | 46 | 35 | 24 | 16 | 23 | | | | | | |

SECOND HALF HELPS IU OVER COPPIN ST.

BLOOMINGTON, INDIANA--D.J. White had 21 points and eight rebounds, and freshman Eric Gordon scored 13 of his 15 points in the second half, helping Indiana overcome its sluggish start to beat the Eagles 73-46.

The Hoosiers used a 20-2 run to start the second half to pull away for their 10th victory of the season.

Indiana appeared to take control with a 9-0 run midway through the first half, but Coppin State answered with six straight points to get back within two - the same margin they trailed by at halftime.

Eagles coach Ron "Fang" Mitchell went to the locker room hopeful his overworked players had something left after enduring a brutal back-to-back stretch more suited to NBA teams.

"Our guys understood what the situation was and they were willing to deal with it," Mitchell said. "I was very proud of them the first half but I've never been a coach who believed in moral victories. It said a lot because they fought the whole way, it just wasn't enough."

Tywan McKee led Coppin State with 16 points. No other players reached double figures.

The momentum switched quickly in the second half. Gordon opened with a 3 and sparked a 20-4 run that finally put the Hoosiers in control 48-30 with 12:40 to go. Coppin State never challenged again.

Despite the poor start, Sampson did move closer to Branch McCracken's school record for most consecutive wins at the start of a career. The Hoosiers have won 25 straight at home, and Sampson is 23-0 since coming to Bloomington last season.

HOOSIERS TAKE CONTROL OVER CHI. STATE

BLOOMINGTON, INDIANA-Eric Gordon scored 22 points and made 14 of 14 free throws and D.J. White dominated the middle with 21 points and a career-high 15 rebounds and the 13th/14th-ranked Hoosiers used two early scoring runs to defeat Chicago State, 97-59.

"One thing coach emphasized all week was the slow starts and defense," White said. "We wanted to start better. Starting the game fast was a big focus for us."

The Hoosiers dominated Chicago State in every facet. Indiana finished with a 56-26 rebounding edge, blocked 11 shots, had 11 steals and forced 18 turnovers.

But the first half was more impressive. The Hoosiers had 12 offensive rebounds, three on the game's first possession, and built a 48-19 lead despite shooting 34.2 percent from the field.

Indiana has won seven straight and 26 in a row at Assembly Hall where it has been unbeatable since Sampson joined the program last season. Sampson is 24-0 at home since coming to Bloomington and is within one win of tying Branch McCracken's school record for most consecutive home victories at the start of a career. McCracken was 25-0 from 1938-41.

Jordan Crawford had 15 points, eight rebounds, three assists and five steals off the bench and Armon Bassett returned to the starting lineup and posted 13 points, five assists and three steals as the Hoosiers finished December with a 6-0 record and have won their last seven games.

Indiana had a season-high 56 rebounds and made 21 of 23 free throw attempts.

| Official Basketball Box Score -- GAME TOTALS -- FINAL STATISTICS | | | | | | | | | | | | | | | | | |
|--|----------------------|--------|--------|-----------|---------|--------|--------|----------|-------|-------|-------------------|----|---|----|-----|-----|-----|
| Coppin State vs Indiana | | | | | | | | | | | | | | | | | |
| 12/22/07 12:06 at Assembly Hall, Bloomington, Ind. | | | | | | | | | | | | | | | | | |
| Coppin State 46 • 3-10 | | | | | | | | | | | | | | | | | |
| # | Player | Total | | | 3-Ptr | | | Rebounds | | | PF | TP | A | TO | Blk | Stl | Min |
| | | FG-FGA | FG-FGA | FT-FTA | FG-FGA | FG-FGA | FT-FTA | Off | Def | Tot | | | | | | | |
| 23 | Duncan, A'Daeron | f | 2-10 | 1-3 | 1-2 | 3 | 2 | 5 | 1 | 6 | 0 | 3 | 0 | 2 | 26 | | |
| 31 | Hayden, Eddie | f | 3-8 | 0-0 | 0-0 | 2 | 1 | 3 | 2 | 6 | 0 | 2 | 0 | 2 | 23 | | |
| 40 | Pressey, Robert | f | 0-4 | 0-0 | 0-0 | 0 | 1 | 1 | 5 | 0 | 1 | 0 | 0 | 1 | 23 | | |
| 11 | Goldsberry, Vince | g | 1-3 | 0-0 | 0-0 | 1 | 2 | 3 | 1 | 2 | 2 | 1 | 0 | 2 | 30 | | |
| 22 | McKee, Tywan | g | 5-15 | 2-4 | 4-4 | 0 | 1 | 1 | 3 | 16 | 1 | 4 | 0 | 1 | 40 | | |
| 21 | Miller, Mike | g | 0-0 | 0-0 | 0-0 | 0 | 4 | 4 | 1 | 0 | 0 | 2 | 0 | 0 | 10 | | |
| 32 | Conyers, Julian | g | 0-0 | 0-0 | 2-2 | 0 | 0 | 0 | 1 | 2 | 0 | 0 | 0 | 0 | 4 | | |
| 33 | Harrison, Antwan | g | 1-1 | 0-0 | 4-4 | 0 | 1 | 1 | 3 | 6 | 0 | 1 | 0 | 0 | 12 | | |
| 34 | Chesnut, Brian | g | 3-6 | 0-0 | 0-0 | 2 | 5 | 7 | 4 | 6 | 0 | 3 | 1 | 0 | 22 | | |
| 50 | Kucinskias, Ceslovas | g | 1-1 | 0-0 | 0-0 | 1 | 0 | 1 | 3 | 2 | 0 | 1 | 0 | 0 | 10 | | |
| Team | | | | | | 1 | 0 | 1 | | | | | | | | | |
| Totals | | | 16-48 | 3-7 | 11-12 | 10 | 17 | 27 | 24 | 46 | 4 | 17 | 1 | 8 | 200 | | |
| FG % 1st Half: | | 10-28 | 35.7% | 2nd half: | 6-20 | 30.0% | Game: | | 16-48 | 33.3% | Deadball Rebounds | | | | | | |
| 3FG % 1st Half: | | 3-5 | 60.0% | 2nd half: | 0-2 | 0.0% | Game: | | 3-7 | 42.9% | Rebounds | | | | | | |
| FT % 1st Half: | | 3-4 | 75.0% | 2nd half: | 8-8 | 100.0% | Game: | | 11-12 | 91.7% | 1,1 | | | | | | |
| Indiana 73 • 10-1 | | | | | | | | | | | | | | | | | |
| # | Player | Total | | | 3-Ptr | | | Rebounds | | | PF | TP | A | TO | Blk | Stl | Min |
| | | FG-FGA | FG-FGA | FT-FTA | FG-FGA | FG-FGA | FT-FTA | Off | Def | Tot | | | | | | | |
| 03 | White, D.J. | f | 8-9 | 0-0 | 5-8 | 2 | 6 | 8 | 1 | 21 | 0 | 1 | 4 | 2 | 31 | | |
| 22 | Stemler, Lance | f | 3-6 | 3-5 | 0-0 | 1 | 4 | 5 | 3 | 9 | 1 | 0 | 0 | 0 | 26 | | |
| 30 | White, Mike | f | 2-4 | 0-0 | 6-7 | 3 | 2 | 5 | 4 | 10 | 0 | 1 | 0 | 1 | 20 | | |
| 05 | Crawford, Jordan | g | 2-5 | 0-0 | 5-7 | 1 | 0 | 1 | 0 | 9 | 2 | 3 | 0 | 1 | 27 | | |
| 23 | Gordon, Eric | g | 2-13 | 1-9 | 10-10 | 1 | 1 | 2 | 2 | 15 | 3 | 3 | 0 | 3 | 36 | | |
| 02 | Thomas, DeAndre | g | 3-6 | 0-0 | 1-2 | 2 | 0 | 2 | 2 | 7 | 0 | 2 | 1 | 0 | 16 | | |
| 04 | Finkelmeier, Brett | g | 0-0 | 0-0 | 0-0 | 0 | 0 | 0 | 0 | 0 | 0 | 0 | 0 | 0 | 1 | | |
| 13 | Ellis, Jamarcus | g | 1-1 | 0-0 | 0-1 | 1 | 8 | 9 | 2 | 6 | 4 | 1 | 1 | 30 | | | |
| 24 | McGee, Brandon | g | 0-2 | 0-2 | 0-0 | 0 | 0 | 0 | 0 | 0 | 0 | 0 | 0 | 0 | 6 | | |
| 34 | Ahlfeld, Adam | g | 0-0 | 0-0 | 0-0 | 1 | 0 | 1 | 0 | 0 | 0 | 0 | 0 | 0 | 1 | | |
| 44 | Taber, Kyle | g | 0-0 | 0-0 | 0-0 | 0 | 0 | 0 | 1 | 0 | 0 | 0 | 0 | 1 | 6 | | |
| Team | | | | | | 2 | 1 | 3 | | | | | | | | | |
| Totals | | | 21-46 | 4-16 | 27-35 | 14 | 22 | 36 | 15 | 73 | 12 | 14 | 6 | 9 | 200 | | |
| FG % 1st Half: | | 7-25 | 28.0% | 2nd half: | 14-21 | 66.7% | Game: | | 21-46 | 45.7% | Deadball Rebounds | | | | | | |
| 3FG % 1st Half: | | 1-8 | 12.5% | 2nd half: | 3-8 | 37.5% | Game: | | 4-16 | 25.0% | Rebounds | | | | | | |
| FT % 1st Half: | | 13-19 | 68.4% | 2nd half: | 14-16 | 87.5% | Game: | | 27-35 | 77.1% | 1 | | | | | | |
| Officials: Tim Hutchinson, David Maracich, Bo Boroski | | | | | | | | | | | | | | | | | |
| Technical fouls: Coppin State-None. Indiana-None. | | | | | | | | | | | | | | | | | |
| Attendance: 14366 | | | | | | | | | | | | | | | | | |
| Score by periods | | 1st | 2nd | Total | | | | | | | | | | | | | |
| Coppin State | | 26 | 20 | 46 | Points | In | Off | 2nd | Fast | Bench | | | | | | | |
| Indiana | | 28 | 45 | 73 | CSU | 26 | 12 | 8 | 4 | 16 | | | | | | | |
| | | | | | INDIANA | 30 | 18 | 14 | 4 | 9 | | | | | | | |

| Official Basketball Box Score -- GAME TOTALS -- FINAL STATISTICS | | | | | | | | | | | | | | | | | |
|--|---------------------|--------|--------|-----------|---------|--------|--------|----------|-------|-------|-------------------|----|----|----|-----|-----|-----|
| Chicago State vs Indiana | | | | | | | | | | | | | | | | | |
| 12/29/07 7 p.m. at Assembly Hall (Bloomington, Indiana) | | | | | | | | | | | | | | | | | |
| Chicago State 59 • 4-12 | | | | | | | | | | | | | | | | | |
| # | Player | Total | | | 3-Ptr | | | Rebounds | | | PF | TP | A | TO | Blk | Stl | Min |
| | | FG-FGA | FG-FGA | FT-FTA | FG-FGA | FG-FGA | FT-FTA | Off | Def | Tot | | | | | | | |
| 35 | MARTIN, Hajji | f | 0-1 | 0-0 | 0-0 | 0 | 2 | 2 | 0 | 0 | 0 | 0 | 2 | 0 | 23 | | |
| 32 | CHUKWUMAH, Chidozie | c | 3-4 | 0-0 | 0-0 | 1 | 1 | 2 | 4 | 6 | 0 | 3 | 2 | 0 | 21 | | |
| 01 | WILSON, Mike | g | 2-5 | 0-2 | 0-0 | 0 | 4 | 4 | 2 | 4 | 2 | 1 | 0 | 2 | 21 | | |
| 03 | HOLSTON, David | g | 9-20 | 7-15 | 0-0 | 0 | 3 | 3 | 3 | 25 | 3 | 3 | 0 | 1 | 34 | | |
| 23 | CANTRELL, John | g | 5-18 | 1-4 | 0-3 | 2 | 1 | 3 | 2 | 11 | 1 | 4 | 0 | 2 | 36 | | |
| 02 | MARTIN, Steve | g | 0-0 | 0-0 | 0-0 | 0 | 0 | 0 | 0 | 0 | 1 | 1 | 0 | 0 | 8 | | |
| 04 | SMITH, Brandon | g | 0-0 | 0-0 | 0-0 | 0 | 0 | 0 | 0 | 0 | 0 | 1 | 0 | 0 | 6 | | |
| 05 | RENELIQUE, Marc | g | 2-4 | 1-3 | 0-0 | 0 | 0 | 0 | 1 | 5 | 1 | 0 | 0 | 0 | 8 | | |
| 13 | STANKOVIC, Nemanja | g | 0-3 | 0-0 | 0-0 | 0 | 1 | 1 | 1 | 0 | 0 | 1 | 0 | 0 | 6 | | |
| 20 | WALL, Christian | g | 1-2 | 1-2 | 0-0 | 0 | 0 | 0 | 2 | 3 | 0 | 2 | 0 | 1 | 10 | | |
| 21 | MONTGOMERY, Carl | g | 0-1 | 0-0 | 0-2 | 0 | 1 | 1 | 0 | 0 | 0 | 1 | 0 | 0 | 4 | | |
| 34 | WALTON, Lawrence | g | 0-2 | 0-1 | 0-0 | 1 | 0 | 1 | 1 | 0 | 0 | 0 | 0 | 0 | 2 | | |
| 44 | KIELBASA, Pawel | g | 0-1 | 0-0 | 0-0 | 0 | 0 | 0 | 0 | 0 | 0 | 0 | 0 | 0 | 2 | | |
| 45 | JONES, Kevin | g | 2-6 | 1-2 | 0-0 | 1 | 3 | 4 | 1 | 5 | 2 | 1 | 0 | 1 | 19 | | |
| Team | | | | | | 3 | 2 | 5 | | | | | | | | | |
| Totals | | | 24-67 | 11-29 | 0-5 | 8 | 18 | 26 | 17 | 59 | 10 | 18 | 4 | 7 | 200 | | |
| FG % 1st Half: | | 7-33 | 21.2% | 2nd half: | 17-34 | 50.0% | Game: | | 24-67 | 35.8% | Deadball Rebounds | | | | | | |
| 3FG % 1st Half: | | 5-14 | 35.7% | 2nd half: | 6-15 | 40.0% | Game: | | 11-29 | 37.9% | Rebounds | | | | | | |
| FT % 1st Half: | | 0-2 | 0.0% | 2nd half: | 0-3 | 0.0% | Game: | | 0-5 | 0.0% | 3,1 | | | | | | |
| Indiana 97 • 11-1 | | | | | | | | | | | | | | | | | |
| # | Player | Total | | | 3-Ptr | | | Rebounds | | | PF | TP | A | TO | Blk | Stl | Min |
| | | FG-FGA | FG-FGA | FT-FTA | FG-FGA | FG-FGA | FT-FTA | Off | Def | Tot | | | | | | | |
| 03 | White, D.J. | f | 8-11 | 0-0 | 5-7 | 5 | 10 | 15 | 0 | 21 | 3 | 3 | 4 | 0 | 23 | | |
| 30 | White, Mike | f | 2-6 | 0-0 | 0-0 | 2 | 0 | 2 | 0 | 4 | 2 | 0 | 1 | 0 | 19 | | |
| 01 | Bassett, Armon | g | 5-8 | 3-5 | 0-0 | 0 | 1 | 1 | 1 | 13 | 5 | 1 | 0 | 3 | 28 | | |
| 13 | Ellis, Jamarcus | g | 2-7 | 0-1 | 0-0 | 0 | 1 | 9 | 0 | 2 | 4 | 1 | 5 | 4 | 27 | | |
| 23 | Gordon, Eric | g | 3-12 | 2-7 | 14-14 | 1 | 3 | 4 | 0 | 22 | 1 | 2 | 1 | 1 | 30 | | |
| 02 | Thomas, DeAndre | g | 1-3 | 0-0 | 0-0 | 2 | 0 | 2 | 3 | 2 | 1 | 3 | 0 | 0 | 13 | | |
| 04 | Finkelmeier, Brett | g | 0-0 | 0-0 | 0-0 | 0 | 0 | 0 | 0 | 2 | 0 | 0 | 0 | 0 | 2 | | |
| 05 | Crawford, Jordan | g | 6-13 | 1-2 | 2-2 | 3 | 5 | 8 | 1 | 15 | 3 | 1 | 0 | 5 | 25 | | |
| 22 | Stemler, Lance | g | 3-8 | 1-2 | 0-0 | 4 | 3 | 7 | 0 | 7 | 0 | 0 | 0 | 2 | 15 | | |
| 24 | McGee, Brandon | g | 2-2 | 1-1 | 0-0 | 0 | 1 | 1 | 0 | 5 | 1 | 2 | 1 | 0 | 9 | | |
| 34 | Ahlfeld, Adam | g | 0-0 | 0-0 | 0-0 | 0 | 0 | 0 | 0 | 0 | 0 | 0 | 0 | 0 | 1 | | |
| 44 | Taber, Kyle | g | 2-2 | 0-0 | 0-0 | 1 | 2 | 3 | 1 | 4 | 0 | 0 | 0 | 0 | 8 | | |
| Team | | | | | | 0 | 3 | 3 | | | | | | | | | |
| Totals | | | 34-72 | 8-18 | 21-23 | 19 | 37 | 56 | 10 | 97 | 17 | 17 | 11 | 11 | 200 | | |
| FG % 1st Half: | | 13-38 | 34.2% | 2nd half: | 21-34 | 61.8% | Game: | | 34-72 | 47.2% | Deadball Rebounds | | | | | | |
| 3FG % 1st Half: | | 6-13 | 46.2% | 2nd half: | 2-5 | 40.0% | Game: | | 8-18 | 44.4% | Rebounds | | | | | | |
| FT % 1st Half: | | 16-18 | 88.9% | 2nd half: | 5-5 | 100.0% | Game: | | 21-23 | 91.3% | 2 | | | | | | |
| Officials: Rick Hartzell, Kyle Ingram, Mike Conlin | | | | | | | | | | | | | | | | | |
| Technical fouls: Chicago State-HOLSTON, David. Indiana-None. | | | | | | | | | | | | | | | | | |
| Attendance: 16016 | | | | | | | | | | | | | | | | | |
| Score by periods | | 1st | 2nd | Total | | | | | | | | | | | | | |
| Chicago State | | 19 | 40 | 59 | Points | In | Off | 2nd | Fast | Bench | | | | | | | |
| Indiana | | 48 | 49 | 97 | CSUM | 14 | 11 | 7 | 2 | 13 | | | | | | | |
| | | | | | INDIANA | 50 | 21 | 22 | 21 | 33 | | | | | | | |

Last FG - CSU 2nd-04:22, INDIANA 2nd-01:22. Largest lead - CSU by 4, 1st-17:20, INDIANA by 27, 2nd-02:59.

Score tied - 3 times. Lead changed - 3 times.

HOOSIERS HOLD ON AT IOWA, 79-76

IOWA CITY, IOWA--Freshman Eric Gordon scored 25 points, D.J. White had 16 points and 15 rebounds and No. 11 Indiana held off a furious late rally by Iowa for a 79-76 victory in the Big Ten opener for both teams.

Jamarcus Ellis added 15 points for the Hoosiers (12-1), who won their eighth straight.

The Hawkeyes (7-7) gave Indiana all it could handle despite missing two starters, but the Hoosiers went on an 11-1 run late in the second half then survived a late barrage of 3-pointers by Iowa's Justin Johnson to snap a three-game losing streak at Iowa.

Johnson hit six 3s in the final 1:56, the last a 40-foot bank shot that brought Iowa within 78-76 with 4.8 seconds left.

Lance Stemler then missed the second of two free throws, but Indiana stole the ensuing inbound pass to seal the win.

Johnson, who was 8-of-13 from 3-point range, finished with 29 points.

Iowa took a four-point lead early in the second half, but Stemler followed a tip-in by Ellis with a 3 to give Indiana a 47-44 lead with 12:04 left. The Hoosiers never trailed again.

Gordon extended Indiana's lead to 59-51, driving past three Iowa defenders for a layup off the glass. Iowa got back within three, but White broke free for slams on consecutive possessions and Gordon followed with a layup to give Indiana a 67-56 lead with 4:56 left.

Jordan Crawford added 12 points for Indiana.

INDIANA WINS AT MICHIGAN, 78-64

ANN ARBOR, MICHIGAN--Senior D.J. White had 21 points and a career-high 22 rebounds and freshman Eric Gordon added 23 as the #10 Hoosiers won their second straight road game, 78-64, over Michigan.

Indiana trailed only once, 3-2, and led by as many as 16 at 29-13 in the first half. After Gordon and junior Jamarcus Ellis went to the bench with three fouls, the Wolverines mounted a comeback and trailed 37-31 at halftime after DeShawn Sims heaved a 50-footer to the end the half.

With Gordon and Ellis back in the lineup, Indiana went on a 24-8 run to start the half and never looked back. Freshman Jordan Crawford added 11 points, seven rebounds and four assists and Ellis had seven points, four boards, six assists and two steals.

Freshman Manny Harris had 19 points, DeShawn Sims scored 16 and reserve Jevohn Shepherd added 10 for the Wolverines, who haven't struggled this much since they opened 2-13 in 1981-82.

White became the first Hoosier with at least 20 points and 20 rebounds in a game since Alan Henderson in 1995, and his rebounding total was the highest since Henderson had 28 in 1992.

Official Basketball Box Score -- GAME TOTALS -- FINAL STATISTICS
Indiana vs Iowa Hawkeyes
 1/02/08 8:05 p.m. at Carver-Hawkeye Arena, Iowa City, IA

Indiana 79 • 12-1 (1-0)

| # | Player | FG-FGA | 3-Ptr | FT-FTA | Rebounds | | PF | TP | A | TO | Blk | Stl | Min | |
|--------|------------------|--------|-------|--------|----------|-----|----|----|----|----|-----|-----|-----|-----|
| | | | | | Off | Def | | | | | | | | |
| 03 | White, D.J. | f 6-13 | 0-0 | 4-6 | 1 | 14 | 15 | 3 | 16 | 1 | 2 | 0 | 0 | 34 |
| 30 | White, Mike | f 0-1 | 0-0 | 0-0 | 0 | 1 | 1 | 3 | 0 | 1 | 1 | 0 | 1 | 14 |
| 01 | Bassett, Armon | g 0-1 | 0-0 | 0-0 | 0 | 0 | 0 | 1 | 0 | 0 | 0 | 0 | 0 | 3 |
| 13 | Ellis, Jamarcus | g 6-10 | 0-2 | 3-4 | 3 | 4 | 7 | 1 | 15 | 7 | 1 | 1 | 5 | 35 |
| 23 | Gordon, Eric | g 7-12 | 2-5 | 9-11 | 0 | 1 | 1 | 2 | 25 | 2 | 4 | 0 | 0 | 37 |
| 02 | Thomas, DeAndre | 1-4 | 0-0 | 2-2 | 1 | 0 | 1 | 4 | 4 | 1 | 0 | 0 | 0 | 6 |
| 05 | Crawford, Jordan | 4-7 | 1-2 | 3-5 | 1 | 3 | 4 | 2 | 12 | 0 | 3 | 1 | 1 | 30 |
| 20 | Ratliff, A.J. | 1-3 | 0-2 | 0-0 | 0 | 1 | 1 | 5 | 2 | 0 | 0 | 0 | 1 | 15 |
| 22 | Stemler, Lance | 1-2 | 1-2 | 2-4 | 1 | 4 | 5 | 2 | 5 | 1 | 0 | 0 | 1 | 26 |
| Team | | | | | | 0 | 1 | 1 | | | | | | |
| Totals | | 26-53 | 4-13 | 23-32 | 7 | 29 | 36 | 23 | 79 | 13 | 11 | 2 | 9 | 200 |

FG % 1st Half: 14-27 51.9% 2nd half: 12-26 46.2% Game: 26-53 49.1%
 3FG % 1st Half: 3-8 37.5% 2nd half: 1-5 20.0% Game: 4-13 30.8%
 FT % 1st Half: 3-5 60.0% 2nd half: 20-27 74.1% Game: 23-32 71.9%

Iowa Hawkeyes 76 • 7-7 (0-1)

| # | Player | FG-FGA | 3-Ptr | FT-FTA | Rebounds | | PF | TP | A | TO | Blk | Stl | Min | |
|--------|-----------------|---------|-------|--------|----------|-----|----|----|----|----|-----|-----|-----|-----|
| | | | | | Off | Def | | | | | | | | |
| 44 | Tate, Cyrus | f 3-3 | 0-0 | 2-5 | 4 | 3 | 7 | 2 | 8 | 0 | 1 | 0 | 0 | 20 |
| 53 | Gorney, Seth | f 2-6 | 0-0 | 3-4 | 3 | 7 | 10 | 4 | 7 | 3 | 1 | 1 | 0 | 30 |
| 11 | Freeman, Tony | g 3-14 | 2-6 | 4-8 | 1 | 0 | 1 | 5 | 12 | 9 | 5 | 0 | 0 | 39 |
| 24 | Johnson, Justin | g 10-15 | 8-13 | 1-1 | 1 | 5 | 6 | 2 | 29 | 3 | 2 | 3 | 1 | 37 |
| 32 | Kelly, Jake | g 0-0 | 0-0 | 0-0 | 0 | 1 | 1 | 0 | 0 | 0 | 0 | 0 | 0 | 5 |
| 02 | Palmer, David | 0-0 | 0-0 | 0-0 | 0 | 2 | 3 | 0 | 0 | 0 | 0 | 0 | 0 | 1 |
| 04 | Angle, J.R. | 2-7 | 1-6 | 0-0 | 0 | 2 | 2 | 3 | 5 | 2 | 0 | 0 | 0 | 25 |
| 30 | Peterson, Jeff | 2-9 | 0-2 | 2-2 | 0 | 2 | 3 | 6 | 4 | 2 | 0 | 1 | 33 | |
| 52 | Looby, Kurt | 3-4 | 0-0 | 3-5 | 0 | 4 | 4 | 1 | 9 | 0 | 1 | 2 | 0 | 10 |
| Team | | | | | | 1 | 0 | 1 | | | | | | |
| Totals | | 25-58 | 11-27 | 15-25 | 10 | 26 | 36 | 23 | 76 | 21 | 13 | 6 | 2 | 200 |

FG % 1st Half: 12-23 52.2% 2nd half: 13-35 37.1% Game: 25-58 43.1%
 3FG % 1st Half: 5-12 41.7% 2nd half: 6-15 40.0% Game: 11-27 40.7%
 FT % 1st Half: 5-9 55.6% 2nd half: 10-16 62.5% Game: 15-25 60.0%

Officials: Ted Hillary, Jim Burr, Mike Sanzere
 Technical fouls: Indiana-None. Iowa Hawkeyes-None.
 Attendance: 9890

| Score by periods | 1st | 2nd | Total |
|------------------|-----|-----|-------|
| Indiana | 34 | 45 | 79 |
| Iowa Hawkeyes | 34 | 42 | 76 |

| | In | Off | 2nd | Fast | Bench |
|---------|-------|-----|--------|-------|-------|
| Points | Paint | T/O | Chance | Break | |
| INDIANA | 38 | 14 | 14 | 8 | 23 |
| IOWA | 18 | 8 | 13 | 2 | 20 |

Last FG - INDIANA 2nd-03:35, IOWA 2nd-00:04.
 Largest lead - INDIANA by 13 2nd-02:10, IOWA by 4 2nd-15:56.

Score tied - 4 times.
 Lead changed - 10 times.

Official Basketball Box Score -- GAME TOTALS -- FINAL STATISTICS
Indiana vs Michigan
 1/08/08 7:00 PM at Crisler Arena, Ann Arbor, MI

Indiana 78 • 13-1 (2-0)

| # | Player | FG-FGA | 3-Ptr | FT-FTA | Rebounds | | PF | TP | A | TO | Blk | Stl | Min | |
|--------|------------------|--------|-------|--------|----------|-----|----|----|----|----|-----|-----|-----|-----|
| | | | | | Off | Def | | | | | | | | |
| 03 | White, D.J. | f 7-13 | 0-0 | 7-9 | 8 | 14 | 22 | 1 | 21 | 1 | 1 | 2 | 1 | 31 |
| 30 | White, Mike | f 1-5 | 0-0 | 0-0 | 1 | 3 | 4 | 2 | 2 | 0 | 1 | 0 | 1 | 22 |
| 05 | Crawford, Jordan | g 5-15 | 1-4 | 0-1 | 2 | 5 | 7 | 2 | 11 | 4 | 7 | 0 | 2 | 38 |
| 13 | Ellis, Jamarcus | g 2-5 | 1-1 | 2-3 | 1 | 2 | 3 | 4 | 7 | 6 | 1 | 0 | 2 | 27 |
| 23 | Gordon, Eric | g 9-16 | 4-7 | 1-2 | 1 | 2 | 3 | 3 | 23 | 1 | 5 | 0 | 1 | 28 |
| 02 | Thomas, DeAndre | 2-2 | 0-0 | 0-0 | 0 | 2 | 3 | 3 | 4 | 0 | 0 | 0 | 0 | 9 |
| 20 | Ratliff, A.J. | 1-6 | 1-5 | 0-0 | 1 | 2 | 3 | 5 | 3 | 6 | 2 | 0 | 0 | 22 |
| 22 | Stemler, Lance | 2-2 | 1-1 | 0-0 | 2 | 1 | 3 | 4 | 5 | 0 | 0 | 0 | 0 | 20 |
| 24 | McGee, Brandon | 1-2 | 0-0 | 0-0 | 0 | 0 | 0 | 0 | 2 | 0 | 1 | 0 | 0 | 2 |
| 34 | Ahlfeld, Adam | 0-0 | 0-0 | 0-0 | 0 | 0 | 0 | 0 | 0 | 0 | 0 | 0 | 0 | 1 |
| Team | | | | | | 2 | 2 | 4 | | | | | | |
| Totals | | 30-66 | 8-18 | 10-15 | 18 | 33 | 51 | 24 | 78 | 18 | 18 | 2 | 7 | 200 |

FG % 1st Half: 14-33 42.4% 2nd half: 16-33 48.5% Game: 30-66 45.5%
 3FG % 1st Half: 6-12 50.0% 2nd half: 2-6 33.3% Game: 8-18 44.4%
 FT % 1st Half: 3-4 75.0% 2nd half: 7-11 63.6% Game: 10-15 66.7%

Michigan 64 • 4-11 (0-3)

| # | Player | FG-FGA | 3-Ptr | FT-FTA | Rebounds | | PF | TP | A | TO | Blk | Stl | Min | |
|--------|------------------|--------|-------|--------|----------|-----|----|----|----|----|-----|-----|-----|-----|
| | | | | | Off | Def | | | | | | | | |
| 22 | Udoh, Ekpe | f 1-5 | 0-1 | 0-0 | 0 | 6 | 6 | 3 | 2 | 2 | 0 | 5 | 1 | 29 |
| 24 | Coleman, Ron | f 0-4 | 0-3 | 0-0 | 0 | 2 | 2 | 1 | 0 | 2 | 1 | 0 | 0 | 18 |
| 34 | Sims, DeShawn | f 4-12 | 3-5 | 5-6 | 4 | 1 | 5 | 1 | 16 | 4 | 5 | 0 | 3 | 32 |
| 02 | Lee, C.J. | g 2-5 | 2-5 | 1-2 | 0 | 1 | 1 | 3 | 7 | 2 | 0 | 0 | 0 | 14 |
| 03 | Harris, Manny | g 6-15 | 1-5 | 6-9 | 0 | 2 | 1 | 2 | 19 | 2 | 1 | 0 | 3 | 36 |
| 12 | Wright, Anthony | 1-4 | 1-4 | 0-2 | 1 | 2 | 3 | 2 | 3 | 1 | 0 | 0 | 0 | 11 |
| 15 | Shepherd, Jevohn | 3-7 | 0-1 | 4-5 | 3 | 3 | 6 | 1 | 10 | 0 | 1 | 0 | 0 | 19 |
| 32 | Gibson, Zack | 1-3 | 0-0 | 2-2 | 0 | 1 | 1 | 3 | 4 | 0 | 1 | 0 | 1 | 11 |
| 44 | Grady, Kelvin | 1-5 | 1-4 | 0-0 | 1 | 0 | 1 | 1 | 3 | 4 | 2 | 0 | 1 | 30 |
| Team | | | | | | 2 | 4 | 6 | | | | | | |
| Totals | | 19-60 | 8-28 | 18-26 | 11 | 22 | 33 | 16 | 64 | 17 | 11 | 5 | 9 | 200 |

FG % 1st Half: 11-30 36.7% 2nd half: 8-30 26.7% Game: 19-60 31.7%
 3FG % 1st Half: 5-17 29.4% 2nd half: 3-11 27.3% Game: 8-28 28.6%
 FT % 1st Half: 4-5 80.0% 2nd half: 14-21 66.7% Game: 18-26 69.2%

Officials: Ed Hightower, John Cahill, Zetlon Steed
 Technical fouls: Indiana-None. Michigan-None.
 Attendance: 9157

| Score by periods | 1st | 2nd | Total |
|------------------|-----|-----|-------|
| Indiana | 37 | 41 | 78 |
| Michigan | 31 | 33 | 64 |

| | In | Off | 2nd | Fast | Bench |
|---------|-------|-----|--------|-------|-------|
| Points | Paint | T/O | Chance | Break | |
| INDIANA | 0 | 14 | 20 | 0 | 14 |
| MICH | 0 | 16 | 6 | 0 | 20 |

Last FG - INDIANA 2nd-01:11, MICH 2nd-00:16.
 Largest lead - INDIANA by 22 2nd-11:39, MICH by 1 1st-19:06.

Score tied - 0 times.
 Lead changed - 2 times.

HOOSIERS EDGE ILLINOIS, 62-58

BLOOMINGTON, INDIANA.--Indiana went on a 15-4 run midway through the second half and Armon Bassett sank a pair of free throws with two seconds left as the 10th-ranked Hoosiers (14-1, 3-0) escaped with a 62-58 win over Illinois (8-9, 0-4) Sunday afternoon at Assembly Hall.

With Illinois trailing 60-58 with 33 seconds to play, Demetri McCamey pulled down the rebound off Bassett's missed jumper. After the Illini called a timeout with 25 seconds on the clock, McCamey's layup attempt was swatted away by A.J. Ratliff, but Illinois came up with the rebound and a chance to take the lead.

Brian Randle was off the mark with his three-point attempt at eight seconds, but Randle corralled his own rebound before Ratliff came up with a steal at three ticks on the clock. He dished off to Bassett who was immediately fouled and was perfect on his only trip to the charity stripe.

D.J. White recorded his fourth-straight double-double with 15 points and 10 rebounds. Eric Gordon led all scorers with 17 points, spurred by an 8-for-10 performance at the free throw line. Indiana shot just 38 percent (19-49) for the game, just the second time it has dipped below 40 percent for the season.

After missing the Michigan and most of the Iowa game due to injury, Bassett contributed 11 points in 18 minutes of action. He was 3 of 4 from the three-point, including a trey with 1:40 left in the game that gave the Hoosiers a 60-55 lead. All 11 of Bassett's points came in the second half.

The Illini opened up a 37-30 lead at the outset of the second half before Gordon drove in the lane at the 17:39 mark for just his second basket of the afternoon.

A three from A.J. Ratliff put IU back within one at 31-30 with just over a minute to go, but the Illini responded with their own three from McCamey for a 34-30 halftime advantage.

INDIANA WINS AT MINNESOTA, 65-60

MINNEAPOLIS, MINNESOTA.--D.J. White had 17 points and 10 rebounds and Lance Stemler hit a crucial 3-pointer to lift the ninth-ranked Hoosiers to a 65-60 victory over Minnesota on Thursday night.

Eric Gordon hit two free throws with 31 seconds left and Stemler added two more charity tosses as the Hoosiers came up huge to extend Indiana's winning streak to 11 games, their longest since a 13-game streak in 1992-93.

But Jordan Crawford scored 14 of his 16 points in the first half as Indiana matched its best start since 1996-97.

Dan Coleman had 15 points and seven rebounds for the feisty Gophers (12-4, 2-2), but they scored just 16 points off all those Hoosiers turnovers and missed 10 free throws.

The Gophers went on a 9-0 run, holding Indiana scoreless for nearly eight minutes, to take a 56-52 lead with 6:50 to go and led 60-58 on a reverse layup by Spencer Tollackson with 1:49 left.

But Stemler came back with a 3-pointer from the top of the key, and the Hoosiers closed it out at the free throw line to keep new Gophers coach Tubby Smith stuck on 399 career victories.

After air-balling his first shot of the game, Crawford hit his next four 3-pointers, including three during a 17-0 run that gave Indiana a 38-27 lead with 2:20 to play.

Many ranked Hoosiers squads have come into this building and lost. They were ranked 25th in a loss here in 2002, ninth in 2000, fourth in 1992 and 12th in 1990.

These ninth-ranked Hoosiers rode an overwhelming 42-26 advantage on the boards to their third conference road victory of the season.

Official Basketball Box Score -- GAME TOTALS -- FINAL STATISTICS
Illinois vs Indiana
 1/13/08 4:30 p.m. at Assembly Hall, Bloomington, Ind.

Illinois 58 • 8-9 (0-4)

| # | Player | Total | | | 3-Ptr | | | Rebounds | | | PF | TP | A | TO | Blk | Stl | Min |
|----|-------------------|-------|-------|------|-------|-----|-----|----------|----|----|----|----|---|----|-----|-----|-----|
| | | FG | FGA | FT | FTA | Off | Def | Tot | | | | | | | | | |
| 42 | Randle, Brian | f | 3-7 | 0-1 | 3-6 | 3 | 7 | 10 | 4 | 9 | 2 | 0 | 0 | 0 | 0 | 20 | |
| 55 | Pruitt, Shaun | c | 5-8 | 0-0 | 4-6 | 2 | 6 | 8 | 3 | 14 | 0 | 3 | 0 | 0 | 0 | 44 | |
| 01 | Meacham, Trent | g | 2-8 | 2-6 | 2-2 | 0 | 1 | 1 | 4 | 8 | 4 | 2 | 0 | 0 | 0 | 31 | |
| 25 | Brock, Calvin | g | 3-6 | 0-1 | 2-2 | 2 | 1 | 3 | 4 | 8 | 4 | 3 | 0 | 2 | 33 | | |
| 32 | McCamey, Demetri | g | 2-10 | 2-6 | 0-0 | 0 | 3 | 3 | 0 | 6 | 5 | 0 | 0 | 0 | 0 | 38 | |
| 13 | Jordan, Jeff | | 0-0 | 0-0 | 1-2 | 0 | 0 | 0 | 1 | 0 | 0 | 0 | 0 | 0 | 0 | 1 | |
| 22 | Holdren, Steve | | 1-3 | 1-3 | 0-1 | 0 | 2 | 2 | 0 | 3 | 0 | 0 | 0 | 0 | 0 | 13 | |
| 23 | Alexander, Rodney | | 0-0 | 0-0 | 0-0 | 0 | 1 | 1 | 0 | 0 | 0 | 1 | 0 | 0 | 0 | 3 | |
| 24 | Davis, Mike | | 2-2 | 0-0 | 1-2 | 0 | 1 | 1 | 0 | 5 | 0 | 0 | 0 | 0 | 0 | 9 | |
| 54 | Tisdale, Mike | | 2-4 | 0-1 | 0-0 | 0 | 2 | 2 | 4 | 4 | 0 | 0 | 0 | 0 | 0 | 8 | |
| | Team | | | | | 1 | 1 | 2 | | | | | | | | | |
| | Totals | | 20-48 | 5-18 | 13-21 | 8 | 25 | 33 | 19 | 58 | 13 | 11 | 0 | 2 | 200 | | |

FG % 1st Half: 13-27 48.1% 2nd half: 7-21 33.3% Game: 20-48 41.7% Deadball Rebounds 5
 3FG % 1st Half: 3-11 27.3% 2nd half: 2-7 28.6% Game: 5-18 27.8%
 FT % 1st Half: 5-6 83.3% 2nd half: 8-15 53.3% Game: 13-21 61.9%

Indiana 62 • 14-1 (3-0)

| # | Player | Total | | | 3-Ptr | | | Rebounds | | | PF | TP | A | TO | Blk | Stl | Min |
|----|------------------|-------|-------|------|-------|-----|-----|----------|----|----|----|----|---|----|-----|-----|-----|
| | | FG | FGA | FT | FTA | Off | Def | Tot | | | | | | | | | |
| 03 | White, D.J. | f | 5-9 | 0-0 | 5-6 | 2 | 8 | 10 | 4 | 15 | 0 | 2 | 2 | 1 | 35 | | |
| 30 | White, Mike | f | 2-3 | 0-0 | 0-3 | 3 | 3 | 6 | 2 | 4 | 1 | 1 | 0 | 0 | 19 | | |
| 05 | Crawford, Jordan | g | 2-8 | 0-3 | 0-0 | 2 | 2 | 4 | 1 | 4 | 1 | 1 | 0 | 0 | 23 | | |
| 13 | Ellis, Jamarcus | g | 1-6 | 0-1 | 2-2 | 1 | 3 | 4 | 4 | 4 | 1 | 3 | 1 | 0 | 29 | | |
| 23 | Gordon, Eric | g | 4-10 | 1-6 | 8-10 | 0 | 2 | 2 | 3 | 17 | 2 | 4 | 1 | 0 | 36 | | |
| 01 | Bassett, Armon | | 3-5 | 3-4 | 2-2 | 0 | 0 | 0 | 1 | 11 | 1 | 1 | 0 | 0 | 18 | | |
| 02 | Thomas, DeAndre | | 0-0 | 0-0 | 0-0 | 0 | 1 | 1 | 1 | 0 | 0 | 0 | 0 | 0 | 4 | | |
| 20 | Ratliff, A.J. | | 2-7 | 2-6 | 1-2 | 0 | 3 | 3 | 2 | 7 | 0 | 0 | 1 | 1 | 24 | | |
| 22 | Stemler, Lance | | 0-1 | 0-1 | 0-0 | 0 | 1 | 1 | 3 | 0 | 0 | 0 | 1 | 1 | 12 | | |
| | Team | | | | | 1 | 1 | 2 | | | | | | | | | |
| | Totals | | 19-49 | 6-21 | 18-25 | 9 | 24 | 33 | 21 | 62 | 6 | 12 | 6 | 2 | 200 | | |

FG % 1st Half: 10-25 40.0% 2nd half: 9-24 37.5% Game: 19-49 38.8% Deadball Rebounds 2
 3FG % 1st Half: 1-7 14.3% 2nd half: 5-14 35.7% Game: 6-21 28.6%
 FT % 1st Half: 9-13 69.2% 2nd half: 9-12 75.0% Game: 18-25 72.0%

Officials: Steve Welmer, Tom O'Neill, Jamie Luckie
 Technical fouls: Illinois-Pruitt, Shaun. Indiana-Thomas, DeAndre.
 Attendance: 17359

| Score by periods | 1st | 2nd | Total |
|------------------|-----|-----|-------|
| Illinois | 34 | 24 | 58 |
| Indiana | 30 | 32 | 62 |

In Points: ILL 24, IND 22; Off T/O: ILL 14, IND 10; 2nd Chance: ILL 6, IND 4; Fast Break: ILL 4, IND 0; Bench: ILL 13, IND 18

Last FG - ILL 2nd-01:22, INDIANA 2nd-01:40.
 Largest lead - ILL by 9 1st-15:52, INDIANA by 6 2nd-04:29.
 Score tied - 4 times.
 Lead changed - 7 times.

Official Basketball Box Score -- GAME TOTALS -- FINAL STATISTICS
Indiana vs Minnesota
 01/17/08 8:00 PM at Minneapolis, Minn. (Williams Arena)

Indiana 65 • 15-1, 4-0

| # | Player | Total | | | 3-Ptr | | | Rebounds | | | PF | TP | A | TO | Blk | Stl | Min |
|----|------------------|-------|-------|------|-------|-----|-----|----------|----|----|----|----|---|----|-----|-----|-----|
| | | FG | FGA | FT | FTA | Off | Def | Tot | | | | | | | | | |
| 03 | White, D.J. | f | 7-12 | 0-0 | 3-4 | 1 | 9 | 10 | 4 | 17 | 2 | 3 | 2 | 0 | 30 | | |
| 30 | White, Mike | f | 0-0 | 0-0 | 0-0 | 1 | 4 | 5 | 3 | 0 | 1 | 3 | 1 | 1 | 18 | | |
| 01 | Bassett, Armon | g | 2-6 | 1-5 | 0-0 | 1 | 0 | 1 | 2 | 5 | 3 | 4 | 0 | 1 | 23 | | |
| 13 | Ellis, Jamarcus | g | 0-5 | 0-3 | 2-2 | 1 | 8 | 9 | 2 | 6 | 2 | 1 | 2 | 36 | | | |
| 23 | Gordon, Eric | g | 3-8 | 2-6 | 4-5 | 1 | 3 | 4 | 3 | 12 | 3 | 7 | 0 | 0 | 29 | | |
| 02 | Thomas, DeAndre | | 2-2 | 0-0 | 1-1 | 0 | 2 | 2 | 2 | 5 | 0 | 0 | 0 | 1 | 12 | | |
| 05 | Crawford, Jordan | | 6-12 | 4-6 | 0-0 | 2 | 4 | 6 | 1 | 16 | 1 | 4 | 1 | 0 | 28 | | |
| 20 | Ratliff, A.J. | | 0-0 | 0-0 | 0-0 | 0 | 0 | 0 | 1 | 0 | 0 | 0 | 0 | 0 | 4 | | |
| 22 | Stemler, Lance | | 2-2 | 2-2 | 2-2 | 2 | 0 | 2 | 0 | 8 | 2 | 1 | 0 | 0 | 19 | | |
| 24 | McGee, Brandon | | 0-0 | 0-0 | 0-0 | 0 | 0 | 0 | 0 | 0 | 0 | 0 | 0 | 0 | 1 | | |
| | Team | | | | | 2 | 1 | 3 | | | | | | | | | |
| | Totals | | 22-47 | 9-22 | 12-14 | 11 | 31 | 42 | 18 | 65 | 18 | 26 | 5 | 5 | 200 | | |

FG % 1st Half: 15-27 55.6% 2nd half: 7-20 35.0% Game: 22-47 46.8% Deadball Rebounds 0
 3FG % 1st Half: 7-12 58.3% 2nd half: 2-10 20.0% Game: 9-22 40.9%
 FT % 1st Half: 3-3 100.0% 2nd half: 9-11 81.8% Game: 12-14 85.7%

Minnesota 60 • 12-4, 2-2

| # | Player | Total | | | 3-Ptr | | | Rebounds | | | PF | TP | A | TO | Blk | Stl | Min |
|----|---------------------|-------|-------|------|-------|-----|-----|----------|----|----|----|----|---|----|-----|-----|-----|
| | | FG | FGA | FT | FTA | Off | Def | Tot | | | | | | | | | |
| 13 | Coleman, Dan | f | 7-14 | 0-1 | 1-1 | 2 | 5 | 7 | 4 | 15 | 1 | 0 | 0 | 2 | 30 | | |
| 33 | Abu-Shamala, Jamal | f | 0-1 | 0-1 | 0-0 | 0 | 0 | 0 | 0 | 0 | 0 | 1 | 0 | 0 | 10 | | |
| 50 | Tollackson, Spencer | c | 6-10 | 0-0 | 0-7 | 3 | 1 | 4 | 3 | 12 | 0 | 1 | 0 | 1 | 27 | | |
| 01 | McKenzie, Lawrence | g | 3-10 | 0-5 | 5-6 | 0 | 2 | 2 | 2 | 11 | 2 | 4 | 0 | 0 | 27 | | |
| 20 | Westbrook, Lawrence | g | 1-7 | 1-3 | 2-2 | 0 | 3 | 3 | 2 | 5 | 3 | 1 | 0 | 0 | 24 | | |
| 00 | Nolen, Al | | 1-4 | 0-2 | 0-0 | 1 | 0 | 1 | 2 | 2 | 2 | 5 | 2 | 0 | 22 | | |
| 03 | Nolan, Kevin | | 0-0 | 0-0 | 0-1 | 0 | 1 | 1 | 0 | 0 | 1 | 1 | 0 | 0 | 6 | | |
| 04 | Busch, Travis | | 0-0 | 0-0 | 0-0 | 0 | 0 | 0 | 1 | 0 | 0 | 0 | 0 | 0 | 2 | | |
| 11 | Williams, Jonathan | | 0-2 | 0-0 | 0-0 | 0 | 1 | 1 | 1 | 0 | 0 | 0 | 0 | 0 | 8 | | |
| 24 | Hoffarber, Blake | | 2-5 | 2-3 | 1-1 | 0 | 0 | 0 | 0 | 7 | 0 | 1 | 0 | 0 | 17 | | |
| 34 | Johnson, Damian | | 3-5 | 0-2 | 2-3 | 1 | 1 | 2 | 1 | 8 | 3 | 0 | 3 | 5 | 27 | | |
| | Team | | | | | 3 | 2 | 5 | | | | | | | | | |
| | Totals | | 23-58 | 3-17 | 11-21 | 10 | 16 | 26 | 16 | 60 | 16 | 11 | 3 | 10 | 200 | | |

FG % 1st Half: 13-34 38.2% 2nd half: 10-24 41.7% Game: 23-58 39.7% Deadball Rebounds 4
 3FG % 1st Half: 3-10 30.0% 2nd half: 0-7 0.0% Game: 3-17 17.6%
 FT % 1st Half: 3-10 30.0% 2nd half: 8-11 72.7% Game: 11-21 52.4%

Officials: Mike Roberts, Steve Olson, Jaime Luckie
 Technical fouls: Indiana-None. Minnesota-None.
 Attendance: 14625
 Sellout

| Score by periods | 1st | 2nd | Total |
|------------------|-----|-----|-------|
| Indiana | 40 | 25 | 65 |
| Minnesota | 32 | 28 | 60 |

In Points: IND 40, MINN 32; Off T/O: IND 10, MINN 12; 2nd Chance: IND 4, MINN 2; Fast Break: IND 4, MINN 0; Bench: IND 13, MINN 29

Last FG - IND 2nd-01:28, MINN 2nd-01:49.
 Score tied - 4 times.

INDIANA PULLS AWAY FROM PENN STATE

BLOOMINGTON, INDIANA.--Eric Gordon scored 25 points, D.J. White added 22 and the No. 9 Hoosiers, keeping the same lineup the entire second half, wore down Penn State 81-65.

The Hoosiers (16-1, 5-0 Big Ten) won their 28th straight home game and stretched their winning streak this season to 12 games, their longest in 15 years. IU Coach Kelvin Sampson improved to 26-0 in Assembly Hall, breaking Branch McCracken's record for consecutive home wins to start a career. McCracken, whom the court in Assembly Hall is named after, won his first 25 in Bloomington from 1938-41.

Penn State (10-7, 2-3), which lost leading scorer and rebounder Geary Claxton with a season-ending knee injury against Wisconsin on Tuesday, came out strong, stayed with the Hoosiers most of the game and led 52-51 before a 3-pointer by Gordon started a 14-4 run that put Indiana in control. White had Indiana's next five points and assisted on another basket by Jamarcus Ellis, and the Hoosiers began pulling away for good.

White, Gordon, Ellis, Armon Bassett and Lance Stemler played all 20 minutes in the second half. Two free throws by Talor Battle were the only points by the Nittany Lions in the next 4 minutes after White's scoring burst, and two free throws by Gordon, a 3-pointer by Bassett and a layup by Gordon pushed Indiana's lead to 72-58. Penn State, which has never won in 15 games at Assembly Hall, never came closer than 12 points the rest of the way, and Indiana took its biggest lead at 81-60 in the closing seconds.

Bassett added 17 points and Ellis finished with 12 for the Hoosiers. Battle, a freshman, had a career-high 20 points and Jamelle Cornley added 19 for Penn State. three-point play with a free throw for a 25-22 lead. Gordon's fourth 3-pointer tied the game at 32, then Ellis stole the ball, was fouled and hit both free throws to put the Hoosiers back in front. After a turnover by Penn State, Lance Stemler hit a 3-pointer for the Hoosiers before Battle's basket in the final seconds made it 37-34 at the break.

HOOSIERS OVER IOWA, 65-43

BLOOMINGTON, INDIANA.--Indiana used its best defensive effort of the season and the offensive trio of D.J. White (19), Eric Gordon (17) and Jamarcus Ellis (12) outscored the entire Iowa team as the #7 Hoosiers ran their winning streak to 13 with a 65-43 victory over Iowa.

Indiana (17-1, 6-0) has now won 29 in a row at Assembly Hall, the nation's fourth-longest home winning streak. It's their best start for Indiana since the 1975-76 team posted college basketball's last undefeated season and the 13 game winning streak is the longest at Indiana since 1992-93.

After Iowa scored the first four points of the game, Indiana went on a 14-3 run capped by a three-pointer by sophomore Armon Bassett with 13:12 to go. Indiana would lead 22-13 on a jumper by White with 9:51 left in the half, but Iowa would cut the gap to 28-24 with 3:37 before intermission on a dunk by Cyrus Tate.

The Hoosiers would close the half on a 9-2 run with junior DeAndre Thomas' floater hitting nothing but net as the halftime buzzer sounded to give IU a 37-26 edge. Both teams were on target in the first 20 minutes with IU connecting on 59.3% of its shots and Iowa knocking down 56.3%.

However, the Hoosier defense tightened in the second half and Gordon, who finished with a career-high four steals, added three blocked shots as the Hawkeyes shot just 21.4% making just six of 28 attempts. In addition, Ellis scored 10 of his dozen points in the second half and Bassett continued his torrid shooting in Assembly Hall making all three of his field goal tries.

Iowa trailed 43-33 with 15:09 remaining following a 5-0 Hawkeye run and a three-pointer by Tony Freeman. Freshman Jordan Crawford drilled a long triple that started an 11-2 run as the Hoosiers built a 54-35 advantage with 9:27 to go.

For the game, IU shot 53.2% to 34.1% for Iowa. In addition, Indiana forced 20 Hawkeye miscues and garnered 10 steals.

Official Basketball Box Score -- GAME TOTALS -- FINAL STATISTICS
Penn State vs Indiana
 1/20/08 2:06 at Assembly Hall, Bloomington, Ind.

Penn State 65 • 10-7 (2-3)

| # | Player | Total | | | 3-Ptr | | | Rebounds | | | PF | TP | A | TO | Blk | Stl | Min |
|-----------------|------------------|--------|--------|-----------|--------|--------|--------|----------|-------|-------|-------------------|----|---|----|-----|-----|-----|
| | | FG-FGA | FG-FGA | FT-FTA | FG-FGA | FG-FGA | FT-FTA | Off | Def | Tot | | | | | | | |
| 02 | Cornley, Jamelle | f | 8-18 | 0-2 | 3-5 | 3 | 4 | 7 | 2 | 19 | 2 | 1 | 1 | 0 | 34 | | |
| 15 | Jackson, David | f | 1-2 | 0-0 | 0-0 | 0 | 2 | 2 | 4 | 2 | 0 | 1 | 0 | 1 | 29 | | |
| 25 | Brooks, Jeff | f | 2-7 | 0-1 | 2-2 | 0 | 3 | 3 | 3 | 6 | 0 | 1 | 0 | 1 | 24 | | |
| 12 | Battle, Talor | g | 7-12 | 4-5 | 2-2 | 1 | 2 | 3 | 1 | 20 | 4 | 4 | 0 | 2 | 32 | | |
| 33 | Morrissey, Danny | g | 3-5 | 2-4 | 0-0 | 0 | 3 | 3 | 1 | 8 | 1 | 1 | 0 | 0 | 26 | | |
| 01 | King, Schyler | f | 1-2 | 1-2 | 0-0 | 1 | 4 | 5 | 1 | 3 | 0 | 0 | 0 | 0 | 19 | | |
| 04 | Walker, Mike | g | 0-0 | 0-0 | 0-0 | 0 | 0 | 0 | 1 | 0 | 1 | 3 | 0 | 0 | 12 | | |
| 11 | Pringle, Stanley | g | 2-7 | 1-2 | 1-1 | 0 | 0 | 0 | 1 | 6 | 1 | 0 | 0 | 1 | 10 | | |
| 22 | Jones, Andrew | g | 0-1 | 0-0 | 0-0 | 0 | 0 | 0 | 1 | 0 | 0 | 0 | 0 | 0 | 5 | | |
| 23 | Hassell, Brandon | g | 0-0 | 0-0 | 1-4 | 2 | 1 | 3 | 2 | 1 | 0 | 0 | 0 | 2 | 9 | | |
| Team | | | | | | 1 | 0 | 1 | | | | | | | | | |
| Totals | | | 24-54 | 8-16 | 9-14 | 8 | 19 | 27 | 17 | 65 | 9 | 12 | 1 | 7 | 200 | | |
| FG % 1st Half: | | 12-26 | 46.2% | 2nd half: | 12-28 | 42.9% | Game: | | 24-54 | 44.4% | Deadball Rebounds | | | | | | |
| 3FG % 1st Half: | | 6-8 | 75.0% | 2nd half: | 2-8 | 25.0% | Game: | | 8-16 | 50.0% | 4 | | | | | | |
| FT % 1st Half: | | 4-7 | 57.1% | 2nd half: | 5-7 | 71.4% | Game: | | 9-14 | 64.3% | 2 | | | | | | |

Indiana 81 • 16-1 (5-0)

| # | Player | Total | | | 3-Ptr | | | Rebounds | | | PF | TP | A | TO | Blk | Stl | Min |
|-----------------|------------------|--------|--------|-----------|--------|--------|--------|----------|-------|-------|-------------------|----|---|----|-----|-----|-----|
| | | FG-FGA | FG-FGA | FT-FTA | FG-FGA | FG-FGA | FT-FTA | Off | Def | Tot | | | | | | | |
| 03 | White, D.J. | f | 8-11 | 0-1 | 6-9 | 2 | 5 | 7 | 3 | 22 | 1 | 3 | 1 | 0 | 38 | | |
| 30 | White, Mike | f | 1-3 | 0-0 | 0-0 | 0 | 2 | 2 | 1 | 2 | 0 | 0 | 0 | 1 | 12 | | |
| 05 | Crawford, Jordan | g | 0-2 | 0-1 | 0-0 | 0 | 0 | 0 | 1 | 0 | 2 | 1 | 0 | 0 | 7 | | |
| 13 | Ellis, Jamarcus | g | 5-6 | 0-1 | 2-3 | 1 | 4 | 5 | 3 | 12 | 8 | 3 | 1 | 3 | 38 | | |
| 23 | Gordon, Eric | g | 8-17 | 5-11 | 4-4 | 0 | 6 | 6 | 1 | 25 | 3 | 1 | 0 | 0 | 39 | | |
| 01 | Bassett, Armon | g | 6-8 | 5-6 | 0-0 | 0 | 0 | 0 | 1 | 17 | 3 | 2 | 0 | 2 | 33 | | |
| 02 | Thomas, DeAndre | g | 0-1 | 0-0 | 0-1 | 0 | 1 | 1 | 0 | 0 | 0 | 0 | 0 | 0 | 2 | | |
| 20 | Ratliff, A.J. | g | 0-2 | 0-2 | 0-0 | 0 | 1 | 1 | 2 | 0 | 0 | 0 | 0 | 0 | 3 | | |
| 22 | Stemler, Lance | g | 1-1 | 1-1 | 0-0 | 3 | 2 | 5 | 3 | 3 | 1 | 0 | 0 | 0 | 28 | | |
| Team | | | | | | 0 | 2 | 2 | | | | | | | | | |
| Totals | | | 29-51 | 11-23 | 12-17 | 6 | 23 | 29 | 15 | 81 | 18 | 10 | 2 | 6 | 200 | | |
| FG % 1st Half: | | 12-24 | 50.0% | 2nd half: | 17-27 | 63.0% | Game: | | 29-51 | 56.9% | Deadball Rebounds | | | | | | |
| 3FG % 1st Half: | | 6-13 | 46.2% | 2nd half: | 5-10 | 50.0% | Game: | | 11-23 | 47.8% | 2 | | | | | | |
| FT % 1st Half: | | 7-10 | 70.0% | 2nd half: | 5-7 | 71.4% | Game: | | 12-17 | 70.6% | 2 | | | | | | |

Officials: Ed Hightower, Karl Hess, Mark Whitehead
 Technical fouls: Penn State-None. Indiana-None.
 Attendance:

| Score by periods | 1st | 2nd | Total |
|------------------|-----|-----|-------|
| Penn State | 34 | 31 | 65 |
| Indiana | 37 | 44 | 81 |

Points In Off 2nd Fast Bench
 PSU 26 14 8 6 10
 IND 30 17 10 4 20
 Score tied - 6 times.
 Lead changed - 11 times.

Official Basketball Box Score -- GAME TOTALS -- FINAL STATISTICS
Iowa Hawkeyes vs Indiana
 1/23/08 9:06 at Assembly Hall, Bloomington, Ind.

Iowa Hawkeyes 43 • 9-11 (2-5)

| # | Player | Total | | | 3-Ptr | | | Rebounds | | | PF | TP | A | TO | Blk | Stl | Min |
|-----------------|-----------------|--------|--------|-----------|--------|--------|--------|----------|-------|-------|-------------------|----|---|----|-----|-----|-----|
| | | FG-FGA | FG-FGA | FT-FTA | FG-FGA | FG-FGA | FT-FTA | Off | Def | Tot | | | | | | | |
| 44 | Tate, Cyrus | f | 3-5 | 0-0 | 2-4 | 0 | 5 | 5 | 3 | 8 | 0 | 1 | 1 | 0 | 30 | | |
| 53 | Gorney, Seth | c | 1-3 | 0-0 | 0-1 | 1 | 4 | 5 | 2 | 2 | 1 | 5 | 0 | 0 | 30 | | |
| 11 | Freeman, Tony | g | 5-13 | 4-8 | 0-0 | 1 | 1 | 2 | 3 | 14 | 1 | 6 | 0 | 2 | 28 | | |
| 24 | Johnson, Justin | g | 1-6 | 1-4 | 3-4 | 0 | 4 | 4 | 1 | 6 | 2 | 3 | 0 | 2 | 33 | | |
| 32 | Kelly, Jake | g | 3-8 | 0-2 | 0-0 | 0 | 0 | 0 | 3 | 6 | 1 | 2 | 0 | 1 | 34 | | |
| 04 | Angle, J.R. | g | 0-4 | 0-2 | 0-0 | 2 | 2 | 4 | 0 | 0 | 0 | 0 | 0 | 0 | 6 | | |
| 15 | Bohall, Dan | g | 0-0 | 0-0 | 0-2 | 0 | 0 | 0 | 1 | 0 | 0 | 0 | 0 | 0 | 4 | | |
| 30 | Peterson, Jeff | g | 1-4 | 0-1 | 1-1 | 0 | 1 | 1 | 0 | 3 | 1 | 2 | 0 | 0 | 21 | | |
| 52 | Looby, Kurt | g | 1-1 | 0-0 | 2-2 | 2 | 2 | 4 | 4 | 4 | 0 | 1 | 0 | 0 | 14 | | |
| Team | | | | | | 1 | 2 | 3 | | | | | | | | | |
| Totals | | | 15-44 | 5-17 | 8-14 | 7 | 21 | 28 | 17 | 43 | 6 | 20 | 1 | 5 | 200 | | |
| FG % 1st Half: | | 9-16 | 56.3% | 2nd half: | 6-28 | 21.4% | Game: | | 15-44 | 34.1% | Deadball Rebounds | | | | | | |
| 3FG % 1st Half: | | 3-7 | 42.9% | 2nd half: | 2-10 | 20.0% | Game: | | 5-17 | 29.4% | 3 | | | | | | |
| FT % 1st Half: | | 5-8 | 62.5% | 2nd half: | 3-6 | 50.0% | Game: | | 8-14 | 57.1% | 2 | | | | | | |

Indiana 65 • 17-1 (6-0)

| # | Player | Total | | | 3-Ptr | | | Rebounds | | | PF | TP | A | TO | Blk | Stl | Min |
|-----------------|--------------------|--------|--------|-----------|--------|--------|--------|----------|-------|-------|-------------------|----|---|----|-----|-----|-----|
| | | FG-FGA | FG-FGA | FT-FTA | FG-FGA | FG-FGA | FT-FTA | Off | Def | Tot | | | | | | | |
| 02 | Thomas, DeAndre | f | 1-2 | 0-0 | 0-2 | 0 | 2 | 2 | 3 | 2 | 1 | 4 | 0 | 1 | 19 | | |
| 03 | White, D.J. | f | 8-13 | 0-0 | 3-5 | 1 | 3 | 4 | 2 | 19 | 0 | 0 | 0 | 0 | 34 | | |
| 01 | Bassett, Armon | g | 3-3 | 2-2 | 0-0 | 0 | 3 | 3 | 1 | 8 | 3 | 0 | 0 | 2 | 31 | | |
| 13 | Ellis, Jamarcus | g | 3-7 | 0-2 | 6-7 | 1 | 7 | 8 | 3 | 12 | 4 | 4 | 0 | 2 | 33 | | |
| 23 | Gordon, Eric | g | 7-11 | 0-3 | 3-4 | 0 | 2 | 2 | 2 | 17 | 3 | 2 | 3 | 4 | 32 | | |
| 04 | Finkelmeier, Brett | g | 0-0 | 0-0 | 0-0 | 0 | 0 | 0 | 0 | 0 | 0 | 0 | 0 | 0 | 1 | | |
| 05 | Crawford, Jordan | g | 2-5 | 1-2 | 0-0 | 0 | 2 | 2 | 0 | 5 | 2 | 4 | 0 | 0 | 21 | | |
| 20 | Ratliff, A.J. | g | 0-2 | 0-2 | 0-0 | 0 | 1 | 1 | 2 | 0 | 0 | 0 | 0 | 0 | 6 | | |
| 22 | Stemler, Lance | g | 0-3 | 0-3 | 0-0 | 1 | 2 | 3 | 4 | 0 | 0 | 0 | 0 | 1 | 19 | | |
| 24 | McGee, Brandon | g | 1-1 | 0-0 | 0-0 | 0 | 0 | 0 | 0 | 2 | 0 | 0 | 0 | 0 | 1 | | |
| 30 | White, Mike | g | 0-0 | 0-0 | 0-0 | 1 | 0 | 1 | 0 | 0 | 0 | 0 | 0 | 0 | 1 | | |
| 34 | Ahlfeld, Adam | g | 0-0 | 0-0 | 0-0 | 0 | 0 | 0 | 0 | 0 | 0 | 0 | 0 | 0 | 1 | | |
| 44 | Taber, Kyle | g | 0-0 | 0-0 | 0-0 | 0 | 1 | 1 | 0 | 0 | 0 | 0 | 0 | 0 | 1 | | |
| Team | | | | | | 1 | 2 | 3 | | | | | | | | | |
| Totals | | | 25-47 | 3-14 | 12-18 | 5 | 25 | 30 | 17 | 65 | 13 | 14 | 3 | 10 | 200 | | |
| FG % 1st Half: | | 16-27 | 59.3% | 2nd half: | 9-20 | 45.0% | Game: | | 25-47 | 53.2% | Deadball Rebounds | | | | | | |
| 3FG % 1st Half: | | 2-6 | 33.3% | 2nd half: | 1-8 | 12.5% | Game: | | 3-14 | 21.4% | 2 | | | | | | |
| FT % 1st Half: | | 3-7 | 42.9% | 2nd half: | 9-11 | 81.8% | Game: | | 12-18 | 66.7% | 2 | | | | | | |

Officials: Tom O'Neill, Steve Olson, Dan Chrisman
 Technical fouls: Iowa Hawkeyes-None. Indiana-None.
 Attendance: 17269

| Score by periods | 1st | 2nd | Total |
|------------------|-----|-----|-------|
| Iowa Hawkeyes | 26 | 17 | 43 |
| Indiana | 37 | 28 | 65 |

Points In Off 2nd Fast Bench
 IOWA 16 13 5 0 7
 IND 32 11 2 8 7

UConn TOPS HOOSIERS, 68-63

BLOOMINGTON, INDIANA--All five starters scored in double figures for Connecticut and the Huskies used their size advantage to rebound the Hoosiers and control the paint in a 68-63 win over #7/8 Indiana Saturday in Assembly Hall.

The loss, Indiana's first since Nov. 24, ended the Hoosiers' 13-game winning streak and their 29-game home winning streak, the fourth longest in the nation.

UConn rebounded Indiana, 44-28, and outscored them in the paint 34-16.

The Hoosiers (17-2) looked like they were ready to roll when freshman Eric Gordon, junior Jamarcus Ellis and sophomore Armon Bassett drilled three-pointers to give them a 9-0 lead with 16:57 to go in the half. But the Huskies (14-5), who have now won three games in a row, remained patient and clamped down on defense. Junior A.J. Price, who had 14 points and six assists, drilled a three-pointer to give UConn its first lead at 17-16 with 7:55 to go in the half.

While the Hoosiers were connecting from the outside, inside the presence of sophomores Hasheem Thabeet (12 points, 2 blocks), Stanley Robinson (11 points, 11 rebounds) and freshman Jeff Adrien (11 points, 11 rebounds) altered several IU attempts and the Hoosiers were never able to establish an inside game.

After Gordon tied the game with a free throw at 19:19, Price's jumper gave UConn the lead for good with 4:28 left in the half and the Huskies went into the locker room with a 29-24 advantage. In the second half, Bassett hit a three-pointer to cut the deficit to 31-27, but UConn would build a 40-31 advantage with 12:27 to go. Freshman Jordan Crawford, who scored all 10 of his points in the second half, hit two three-pointers around an Adrien layup to make it 42-37 with 10:16 left.

The Huskies would lead by as much as 11 points, but Indiana still had one more run in them and after a steal, Bassett, who nailed a career-high six three-pointers, knocked a triple to cut the deficit to 62-58 with 56 seconds left.

IU FALLS IN MADISON

MADISON, WISCONSIN. -- Trevon Hughes scored 16 points, Marcus Landry had 14 points and 11 rebounds and No. 13 Wisconsin held on to beat No. 11 Indiana 62-49 on Thursday night after the Hoosiers rallied behind D.J. White and freshman Eric Gordon.

White had his way with Wisconsin (17-3, 7-1 Big Ten) most of the game, finishing with 22 points and 17 rebounds. But Wisconsin's Michael Flowers, who scored 10 points, mostly contained Gordon, who fell awkwardly in practice Tuesday and was wearing a padded foam splint on his left wrist.

Patient and experienced, the Badgers looked in complete control early in the second half after Hughes whipped a behind the back pass to Flowers for an easy layup, and Greg Stiemsma's follow-up basket gave Wisconsin a 46-26 lead with 12:55 to play.

That's when Indiana (17-3, 6-1) made its move.

After a tentative first half, Gordon, who finished with 16 points on 6 of 14 shooting, picked it up with a personal 10-0 run. He nailed a 3 from NBA range with his dad, Eric Sr., watching intently in the crowd. White added five points of his own on the 17-2 run he capped with a little hook in the paint that made it 48-43 with 7:23 left.

But the Badgers' defense stiffened, holding the best offensive team in the conference to its lowest scoring output of the season, and they kept getting timely offensive rebounds.

Joe Krabbenhoft tipped in a shot with just under four minutes to play to give Wisconsin a 53-45 lead.

Moments later, Hughes, who was just 3-for-15 from the field, drove the length of the court for a layup that made it 57-47 with Gordon taking a shot to the wind pipe on a screen in the process.

Official Basketball Box Score -- GAME TOTALS -- FINAL STATISTICS
Connecticut vs Indiana
 1/26/08 1:05 at Assembly Hall, Bloomington, Ind.

Connecticut 68 • 14-5

| # | Player | Total | | 3-Ptr | | Rebounds | | | PF | TP | A | TO | Blk | Stl | Min |
|----------------------------|----------------------|-----------------------|--------|-------------------|-------|-------------------|-----|----|----|----|----|----|-----|-----|-----|
| | | FG-FGA | FG-FGA | FT-FTA | Off | Def | Tot | | | | | | | | |
| 04 | ADRIEN, Jeff | f | 4-9 | 0-0 | 3-5 | 0 | 11 | 11 | 2 | 11 | 1 | 3 | 0 | 0 | 35 |
| 21 | ROBINSON, Stanley | f | 3-10 | 1-2 | 4-5 | 2 | 9 | 11 | 2 | 11 | 1 | 1 | 1 | 0 | 32 |
| 34 | THABEET, Hasheem | c | 6-7 | 0-0 | 0-2 | 4 | 1 | 5 | 2 | 12 | 0 | 0 | 2 | 1 | 38 |
| 12 | PRICE, A.J. | g | 5-14 | 2-2 | 2-2 | 4 | 4 | 8 | 0 | 14 | 6 | 7 | 0 | 1 | 36 |
| 24 | AUSTRIE, Craig | g | 3-7 | 0-1 | 9-12 | 1 | 2 | 3 | 2 | 15 | 1 | 2 | 0 | 0 | 28 |
| 02 | BEVERLY, Donnell | | 1-5 | 1-1 | 0-0 | 1 | 0 | 1 | 0 | 3 | 1 | 0 | 0 | 0 | 16 |
| 14 | KELLY, Curtis | | 0-0 | 0-0 | 0-0 | 0 | 1 | 1 | 0 | 0 | 0 | 0 | 0 | 0 | 8 |
| 32 | MANDELDOVE, Jonathan | | 0-0 | 0-0 | 0-0 | 0 | 0 | 0 | 2 | 0 | 0 | 1 | 0 | 0 | 3 |
| 33 | EDWARDS, Gavin | | 1-1 | 0-0 | 0-0 | 0 | 1 | 1 | 1 | 2 | 0 | 0 | 0 | 0 | 4 |
| Team | | | | | | 1 | 2 | 3 | | | | | | | |
| Totals | | | 23-53 | 4-6 | 18-26 | 13 | 31 | 44 | 11 | 68 | 10 | 14 | 3 | 2 | 200 |
| FG % 1st Half: 12-27 44.4% | | 2nd half: 11-26 42.3% | | Game: 23-53 43.4% | | Deadball Rebounds | | | | | | | | | |
| 3FG % 1st Half: 3-4 75.0% | | 2nd half: 1-2 50.0% | | Game: 4-6 66.7% | | 6 | | | | | | | | | |
| FT % 1st Half: 2-5 40.0% | | 2nd half: 16-21 76.2% | | Game: 18-26 69.2% | | | | | | | | | | | |

Indiana 63 • 17-2

| # | Player | Total | | 3-Ptr | | Rebounds | | | PF | TP | A | TO | Blk | Stl | Min |
|---------------------------|------------------|-----------------------|--------|-------------------|-----|-------------------|-----|----|----|----|----|----|-----|-----|-----|
| | | FG-FGA | FG-FGA | FT-FTA | Off | Def | Tot | | | | | | | | |
| 03 | White, D.J. | f | 5-13 | 0-0 | 3-4 | 1 | 9 | 10 | 4 | 13 | 1 | 1 | 2 | 1 | 39 |
| 30 | White, Mike | f | 0-1 | 0-0 | 0-0 | 3 | 0 | 3 | 1 | 0 | 0 | 1 | 0 | 0 | 15 |
| 01 | Bassett, Armon | g | 6-10 | 6-8 | 0-0 | 0 | 2 | 2 | 18 | 3 | 0 | 0 | 2 | 36 | |
| 13 | Ellis, Jamarcus | g | 1-7 | 1-2 | 0-0 | 0 | 5 | 5 | 4 | 3 | 2 | 3 | 0 | 2 | 29 |
| 23 | Gordon, Eric | g | 5-16 | 1-5 | 3-4 | 3 | 0 | 3 | 4 | 14 | 4 | 4 | 0 | 2 | 36 |
| 02 | Thomas, DeAndre | | 0-4 | 0-0 | 0-0 | 0 | 0 | 0 | 0 | 0 | 0 | 0 | 0 | 0 | 5 |
| 05 | Crawford, Jordan | | 4-8 | 2-4 | 0-0 | 0 | 0 | 0 | 4 | 10 | 3 | 0 | 0 | 0 | 21 |
| 20 | Ratliff, A.J. | | 0-0 | 0-0 | 0-0 | 0 | 2 | 2 | 1 | 0 | 0 | 0 | 0 | 0 | 5 |
| 22 | Stemler, Lance | | 2-3 | 1-1 | 0-0 | 1 | 0 | 1 | 1 | 5 | 0 | 0 | 0 | 1 | 14 |
| Team | | | | | | 1 | 1 | 2 | | | | | | | |
| Totals | | | 23-62 | 11-20 | 6-8 | 9 | 19 | 28 | 21 | 63 | 13 | 9 | 2 | 8 | 200 |
| FG % 1st Half: 8-29 27.6% | | 2nd half: 15-33 45.5% | | Game: 23-62 37.1% | | Deadball Rebounds | | | | | | | | | |
| 3FG % 1st Half: 4-7 57.1% | | 2nd half: 7-13 53.8% | | Game: 11-20 55.0% | | 1 | | | | | | | | | |
| FT % 1st Half: 4-6 66.7% | | 2nd half: 2-2 100.0% | | Game: 6-8 75.0% | | | | | | | | | | | |

Officials: Jim Burr, Reggie Greenwood, J.D. Collins
 Technical fouls: Connecticut-None. Indiana-None.
 Attendance: 17392

| Score by periods | 1st | 2nd | Total |
|------------------|-----|-----|-------|
| Connecticut | 29 | 39 | 68 |
| Indiana | 24 | 39 | 63 |

| Points | In Paint | Off T/O | 2nd Chance | Fast Break | Bench |
|--------|----------|---------|------------|------------|-------|
| UConn | 34 | 10 | 13 | 4 | 5 |
| IND | 16 | 21 | 7 | 4 | 15 |

Last FG - UConn 2nd-04:23, IND 2nd-00:02.
 Largest lead - UConn by 11 2nd-07:35, IND by 9 1st-16:57.
 Score tied - 1 time.
 Lead changed - 1 time.

Official Basketball Box Score -- GAME TOTALS -- FINAL STATISTICS
Indiana vs Wisconsin
 01/31/08 8 p.m at Kohl Center - Madison, Wis.

Indiana 49 • 17-3, 6-1

| # | Player | Total | | 3-Ptr | | Rebounds | | | PF | TP | A | TO | Blk | Stl | Min |
|---------------------------|------------------|-----------------------|--------|-------------------|-------|-------------------|-----|----|----|----|---|----|-----|-----|-----|
| | | FG-FGA | FG-FGA | FT-FTA | Off | Def | Tot | | | | | | | | |
| 03 | White, D.J. | f | 7-13 | 0-0 | 8-10 | 7 | 10 | 17 | 3 | 22 | 0 | 4 | 1 | 0 | 38 |
| 30 | White, Mike | f | 1-2 | 0-0 | 0-0 | 0 | 0 | 0 | 2 | 2 | 0 | 2 | 0 | 0 | 6 |
| 01 | Bassett, Armon | g | 1-7 | 0-5 | 0-0 | 0 | 1 | 1 | 2 | 2 | 2 | 0 | 0 | 0 | 29 |
| 13 | Ellis, Jamarcus | g | 2-6 | 0-1 | 0-0 | 2 | 11 | 13 | 4 | 4 | 2 | 1 | 1 | 0 | 37 |
| 23 | Gordon, Eric | g | 6-14 | 2-7 | 2-2 | 2 | 2 | 4 | 2 | 16 | 3 | 3 | 0 | 2 | 36 |
| 02 | Thomas, DeAndre | | 0-1 | 0-0 | 0-0 | 0 | 0 | 0 | 4 | 0 | 0 | 1 | 0 | 1 | 6 |
| 05 | Crawford, Jordan | | 0-4 | 0-1 | 0-0 | 0 | 2 | 2 | 1 | 0 | 0 | 1 | 0 | 1 | 17 |
| 20 | Ratliff, A.J. | | 0-1 | 0-1 | 0-0 | 0 | 0 | 0 | 3 | 0 | 0 | 0 | 0 | 0 | 5 |
| 22 | Stemler, Lance | | 1-6 | 1-6 | 0-0 | 0 | 3 | 3 | 2 | 3 | 1 | 0 | 1 | 0 | 26 |
| Team | | | | | | 0 | 1 | 1 | | | | | | | |
| Totals | | | 18-54 | 3-21 | 10-12 | 11 | 30 | 41 | 23 | 49 | 8 | 13 | 3 | 4 | 200 |
| FG % 1st Half: 8-26 30.8% | | 2nd half: 10-28 35.7% | | Game: 18-54 33.3% | | Deadball Rebounds | | | | | | | | | |
| 3FG % 1st Half: 1-8 12.5% | | 2nd half: 2-13 15.4% | | Game: 3-21 14.3% | | 0 | | | | | | | | | |
| FT % 1st Half: 3-4 75.0% | | 2nd half: 7-8 87.5% | | Game: 10-12 83.3% | | | | | | | | | | | |

Wisconsin 62 • 17-3, 7-1

| # | Player | Total | | 3-Ptr | | Rebounds | | | PF | TP | A | TO | Blk | Stl | Min |
|----------------------------|------------------|-----------------------|--------|-------------------|-------|-------------------|-----|----|----|----|----|----|-----|-----|-----|
| | | FG-FGA | FG-FGA | FT-FTA | Off | Def | Tot | | | | | | | | |
| 01 | Landry, Marcus | f | 6-10 | 0-1 | 2-3 | 2 | 9 | 11 | 2 | 14 | 0 | 3 | 0 | 0 | 32 |
| 32 | Butch, Brian | f | 3-10 | 2-3 | 0-1 | 1 | 4 | 5 | 2 | 8 | 1 | 0 | 0 | 1 | 28 |
| 03 | Hughes, Trevon | g | 3-15 | 1-6 | 9-10 | 0 | 1 | 1 | 1 | 16 | 3 | 2 | 0 | 2 | 37 |
| 22 | Flowers, Michael | g | 3-9 | 0-4 | 4-4 | 2 | 3 | 5 | 2 | 10 | 0 | 0 | 0 | 1 | 36 |
| 45 | Krabbenhoft, Joe | g | 2-3 | 0-1 | 2-5 | 6 | 6 | 12 | 3 | 6 | 5 | 0 | 0 | 1 | 31 |
| 12 | Bohannon, Jason | | 1-7 | 0-5 | 2-2 | 0 | 1 | 1 | 2 | 4 | 1 | 0 | 0 | 1 | 26 |
| 34 | Stiemsma, Greg | | 2-4 | 0-0 | 0-1 | 4 | 1 | 5 | 2 | 4 | 0 | 1 | 2 | 0 | 10 |
| Team | | | | | | 0 | 0 | 0 | | | | | | | |
| Totals | | | 20-58 | 3-20 | 19-26 | 15 | 25 | 40 | 14 | 62 | 10 | 6 | 2 | 6 | 200 |
| FG % 1st Half: 11-31 35.5% | | 2nd half: 9-27 33.3% | | Game: 20-58 34.5% | | Deadball Rebounds | | | | | | | | | |
| 3FG % 1st Half: 2-11 18.2% | | 2nd half: 1-9 11.1% | | Game: 3-20 15.0% | | 0.2 | | | | | | | | | |
| FT % 1st Half: 6-7 85.7% | | 2nd half: 13-19 68.4% | | Game: 19-26 73.1% | | | | | | | | | | | |

Officials: Ted Hillary, Steve Welmer, Dan Chrisman
 Technical fouls: Indiana-None. Wisconsin-None.
 Attendance: 17190

| Score by periods | 1st | 2nd | Total |
|------------------|-----|-----|-------|
| Indiana | 20 | 29 | 49 |
| Wisconsin | 30 | 32 | 62 |

| Points | In Paint | Off T/O | 2nd Chance | Fast Break | Bench |
|--------|----------|---------|------------|------------|-------|
| IND | 22 | 3 | 13 | 3 | 3 |
| WIS | 34 | 15 | 21 | 0 | 8 |

Last FG - IND 2nd-01:03, WIS 2nd-02:34.
 Largest lead - IND by 2 1st-19:34, WIS by 20 2nd-12:53.
 Score tied - 1 time.
 Lead changed - 1 time.

INDIANA OVER NORTHWESTERN, 75-63

BLOOMINGTON, INDIANA--Indiana switched its defense just in time to cool Northwestern's shooters.

Eric Gordon scored 29 points, D.J. White added 26 points and 13 rebounds, and the 11th-ranked Hoosiers used a zone defense much of the second half to beat the Wildcats 75-63.

Once the Hoosiers went to the zone, Northwestern went more than nine minutes without a field goal, and Indiana pulled away to its 35th straight win at home against the Wildcats since 1968. The Hoosiers (18-3, 7-1 Big Ten) also snapped a two-game losing streak, but it wasn't easy.

Northwestern (7-12, 0-8) never led, but twice rallied from eight-point deficits and cut Indiana's lead to 52-50 with under 12 minutes to go. The Wildcats, who shot 64 percent in the first half, then went cold against the Indiana zone and did not get another field goal until a 3-pointer by Michael Thompson with just over two minutes remaining. By then, it was way too late.

Gordon, who had 17 points in the first half, had eight points during a 14-2 run that broke the game open.

Indiana took a 66-52 lead after a 3-pointer by Gordon, his sixth of the game, and one of two free throws by the freshman guard, the Big Ten's leading scorer. Northwestern, losing its 14th straight Big Ten game over two seasons, never came closer than 10 points the rest of the way.

With the 6-foot-9 White in the middle, Indiana dominated the rebounding 39-17. White, who shot 9-of-11 from the field, also had two blocks and a steal.

Northwestern cooled to 35 percent shooting in the second half and 48 percent for the game. Craig Moore led the Wildcats with 17 points, and Jeremy Nash and Kevin Coble added 12 apiece.

Official Basketball Box Score -- GAME TOTALS -- FINAL STATISTICS

Northwestern vs Indiana
2/3/07 12:06 at Assembly Hall, Bloomington, Ind.

Northwestern 63 • 7-12 (0-8)

| # | Player | Total | 3-Ptr | | | Rebounds | | | PF | TP | A | TO | Blk | Stl | Min |
|----|--------------------|-------|--------|--------|--------|----------|-----|-----|----|----|----|----|-----|-----|-----|
| | | | FG-FGA | FG-FGA | FT-FTA | Off | Def | Tot | | | | | | | |
| 05 | Ryan, Jeff | f | 1-3 | 0-0 | 0-0 | 1 | 0 | 1 | 0 | 2 | 1 | 0 | 0 | 0 | 9 |
| 44 | Coble, Kevin | f | 4-9 | 1-3 | 3-5 | 2 | 2 | 4 | 3 | 12 | 1 | 2 | 0 | 0 | 31 |
| 20 | Moore, Craig | g | 7-11 | 3-7 | 0-0 | 0 | 3 | 3 | 2 | 17 | 5 | 2 | 0 | 2 | 38 |
| 22 | Thompson, Michael | g | 3-9 | 1-3 | 0-0 | 0 | 1 | 1 | 3 | 7 | 3 | 1 | 0 | 0 | 37 |
| 32 | Williams, Sterling | q | 1-5 | 0-0 | 0-0 | 0 | 1 | 1 | 1 | 2 | 3 | 1 | 1 | 1 | 31 |
| 01 | Okrzezisk, Jason | g | 2-3 | 2-2 | 2-2 | 0 | 2 | 2 | 4 | 8 | 2 | 0 | 0 | 0 | 10 |
| 11 | Baran, Nikola | g | 1-3 | 1-2 | 0-0 | 0 | 1 | 1 | 3 | 3 | 3 | 2 | 0 | 0 | 17 |
| 23 | Nash, Jeremy | g | 4-5 | 2-3 | 2-2 | 1 | 2 | 3 | 4 | 12 | 0 | 0 | 0 | 0 | 27 |
| | Team | | | | | 1 | 0 | 1 | | | | 1 | | | |
| | Totals | | 23-48 | 10-20 | 7-9 | 5 | 12 | 17 | 20 | 63 | 18 | 9 | 1 | 3 | 200 |

| | | | | | | | | | | |
|-----------------|-------|--------|-----------|------|-------|-------|-------|-------|--------------------|---|
| FG % 1st Half: | 14-22 | 63.6% | 2nd half: | 9-26 | 34.6% | Game: | 23-48 | 47.9% | Deadball Rebounds: | 1 |
| 3FG % 1st Half: | 7-9 | 77.8% | 2nd half: | 3-11 | 27.3% | Game: | 10-20 | 50.0% | | |
| FT % 1st Half: | 2-2 | 100.0% | 2nd half: | 5-7 | 71.4% | Game: | 7-9 | 77.8% | | |

Indiana 75 • 18-3 (7-1)

| # | Player | Total | 3-Ptr | | | Rebounds | | | PF | TP | A | TO | Blk | Stl | Min |
|----|------------------|-------|--------|--------|--------|----------|-----|-----|----|----|----|----|-----|-----|-----|
| | | | FG-FGA | FG-FGA | FT-FTA | Off | Def | Tot | | | | | | | |
| 03 | White, D.J. | f | 9-11 | 0-0 | 8-11 | 6 | 7 | 13 | 3 | 26 | 0 | 3 | 2 | 1 | 38 |
| 44 | Taber, Kyle | f | 0-1 | 0-0 | 0-0 | 2 | 2 | 4 | 0 | 0 | 0 | 1 | 1 | 0 | 24 |
| 01 | Bassett, Armon | g | 3-11 | 1-8 | 0-0 | 0 | 3 | 3 | 2 | 7 | 6 | 1 | 0 | 0 | 36 |
| 13 | Ellis, Jamarcus | g | 1-3 | 0-1 | 2-2 | 6 | 1 | 7 | 4 | 4 | 4 | 3 | 0 | 0 | 24 |
| 23 | Gordon, Eric | g | 8-14 | 6-10 | 7-8 | 0 | 4 | 4 | 1 | 29 | 4 | 2 | 0 | 2 | 38 |
| 02 | Thomas, DeAndre | g | 0-1 | 0-0 | 0-0 | 0 | 0 | 0 | 0 | 0 | 1 | 0 | 0 | 0 | 2 |
| 05 | Crawford, Jordan | g | 0-0 | 0-0 | 0-0 | 0 | 0 | 0 | 0 | 0 | 0 | 0 | 0 | 0 | 2 |
| 20 | Ratliff, A.J. | g | 1-6 | 1-6 | 0-0 | 0 | 1 | 1 | 0 | 3 | 1 | 1 | 1 | 0 | 18 |
| 22 | Stemler, Lance | g | 1-4 | 1-4 | 0-0 | 1 | 3 | 4 | 0 | 3 | 0 | 0 | 0 | 1 | 17 |
| 24 | McGee, Brandon | g | 1-1 | 1-1 | 0-0 | 0 | 0 | 0 | 0 | 3 | 0 | 0 | 0 | 0 | 1 |
| | Team | | | | | 3 | 0 | 3 | | | | | | | |
| | Totals | | 24-52 | 10-30 | 17-21 | 18 | 21 | 39 | 10 | 75 | 16 | 11 | 4 | 4 | 200 |

| | | | | | | | | | | |
|-----------------|-------|-------|-----------|-------|-------|-------|-------|-------|--------------------|---|
| FG % 1st Half: | 14-28 | 50.0% | 2nd half: | 10-24 | 41.7% | Game: | 24-52 | 46.2% | Deadball Rebounds: | 2 |
| 3FG % 1st Half: | 8-18 | 44.4% | 2nd half: | 2-12 | 16.7% | Game: | 10-30 | 33.3% | | |
| FT % 1st Half: | 4-6 | 66.7% | 2nd half: | 13-15 | 86.7% | Game: | 17-21 | 81.0% | | |

Officials: Ed Hightower, Jim Burr, Paul Janssen
Technical fouls: Northwestern-None, Indiana-None.
Attendance: 17332

| Score by periods | 1st | 2nd | Total |
|------------------|-----|-----|-------|
| Northwestern | 37 | 26 | 63 |
| Indiana | 40 | 35 | 75 |

Last FG - NU 2nd-00:05, IND 2nd-00:11.
Largest lead - NU None, IND by 15 2nd-00:11.

| | In | Off | 2nd | Fast | Bench |
|--------|-------|-----|--------|-------|-------|
| Points | Paint | T/O | Chance | Break | |
| NU | 16 | 17 | 3 | 4 | 23 |
| IND | 26 | 6 | 18 | 0 | 9 |

Score tied - 0 times.
Lead changed - 0 times.

INDIANA TOPS ILLINI 83-79 IN DOUBLE OT

CHAMPAIGN, ILLINOIS--Sophomore Armon Bassett scored 11 of his 16 points in the second overtime and freshman Eric Gordon's key defensive play following a near-costly turnover allowed No. 13/14 Indiana to rally and beat Illinois 83-79 Thursday in a double overtime thriller for the Hoosiers' fourth Big Ten road win of the season. It was the fourth straight game between the two teams to be decided by four points, and second overtime contest in the last three meetings.

Bassett hit a three-pointer with 3:38 to go in the second overtime to give the Hoosiers the lead for good at 74-71. He would later add eight free throws in eight attempts as Indiana notched its first win in Champaign since 1999.

Gordon scored a team-high 19 points and his three-pointer off the glass forced overtime at 63-63 with 25 seconds to go in regulation after being booed the entire game whenever he touched the ball. Illinois senior Shaun Pruitt missed the front end of a one-and-one with four ticks to go and IU called a timeout to try and win the game in regulation. However, a desperation shot by IU freshman Jordan Crawford from near midcourt was off the mark.

In the first overtime, Illinois jumped out to a 66-63 lead, but back-to-back triples from Crawford gave Indiana a 69-66 lead with 1:52 to go in OT. Crawford would finish with 18 points, a season-high for a non-starter this season. IU freshman Demetri McCamey buried a long three to tie the score with 1:03 to go, but both teams missed opportunities for the win at the free throw line. The Hoosiers' Jamarcus Ellis missed two charity tosses with 28 seconds to go and Pruitt rattled the rim for the Illini on a pair of freebies with 2.2 seconds to go.

After Bassett gave the Hoosiers a three-point lead in the second OT, Calvin Brock cut the lead to 74-73 on a jumper with 2:47 left. Following an IU miss, Illinois had a chance to regain the lead but Crawford blocked a McCamey shot and Jeff Jordan missed a jumper for the Illini as Ellis, who finished with a team-high 11 boards started the break for IU.

Official Basketball Box Score -- GAME TOTALS -- FINAL STATISTICS

Indiana vs Illinois
02/07/08 8:00 pm at Assembly Hall, Champaign, IL

Indiana 83 • 19-3 (8-1)

| # | Player | Total | 3-Ptr | | | Rebounds | | | PF | TP | A | TO | Blk | Stl | Min |
|----|------------------|-------|--------|--------|--------|----------|-----|-----|----|----|----|----|-----|-----|-----|
| | | | FG-FGA | FG-FGA | FT-FTA | Off | Def | Tot | | | | | | | |
| 03 | White, D.J. | f | 6-11 | 0-0 | 4-7 | 1 | 8 | 9 | 4 | 16 | 2 | 3 | 2 | 3 | 48 |
| 13 | Ellis, Jamarcus | f | 4-10 | 1-3 | 0-2 | 1 | 10 | 11 | 4 | 9 | 2 | 1 | 0 | 3 | 43 |
| 22 | Stemler, Lance | f | 1-3 | 1-3 | 0-0 | 1 | 1 | 2 | 3 | 3 | 0 | 0 | 0 | 0 | 12 |
| 01 | Bassett, Armon | g | 3-8 | 2-4 | 8-8 | 0 | 7 | 7 | 1 | 16 | 4 | 1 | 0 | 0 | 42 |
| 23 | Gordon, Eric | g | 3-13 | 3-7 | 10-12 | 1 | 0 | 1 | 3 | 19 | 4 | 7 | 1 | 1 | 45 |
| 02 | Thomas, DeAndre | g | 0-0 | 0-0 | 0-0 | 0 | 0 | 0 | 0 | 1 | 0 | 1 | 0 | 0 | 4 |
| 05 | Crawford, Jordan | g | 7-13 | 4-6 | 0-0 | 1 | 1 | 2 | 2 | 18 | 2 | 2 | 1 | 0 | 32 |
| 30 | White, Mike | g | 0-0 | 0-0 | 0-0 | 0 | 1 | 1 | 0 | 0 | 0 | 0 | 0 | 0 | 3 |
| 44 | Taber, Kyle | g | 1-1 | 0-0 | 0-0 | 2 | 1 | 3 | 0 | 2 | 0 | 0 | 0 | 0 | 21 |
| | Team | | | | | 4 | 1 | 5 | | | | | | | |
| | Totals | | 25-59 | 11-23 | 22-29 | 11 | 30 | 41 | 18 | 83 | 14 | 15 | 4 | 7 | 250 |

| | | | | | | | | | | | | | |
|-----------------|-------|-------|-----------|-------|-------|-----|------|-------|-------|-------|-------|--------------------|-----|
| FG % 1st Half: | 10-22 | 45.5% | 2nd half: | 11-28 | 39.3% | OT: | 4-9 | 44.4% | Game: | 25-59 | 42.4% | Deadball Rebounds: | 1 |
| 3FG % 1st Half: | 2-8 | 25.0% | 2nd half: | 6-11 | 54.5% | OT: | 3-4 | 75.0% | Game: | 11-23 | 47.8% | | |
| FT % 1st Half: | 3-4 | 75.0% | 2nd half: | 10-11 | 90.9% | OT: | 9-14 | 64.3% | Game: | 22-29 | 75.9% | | 4.1 |

Illinois 79 • 10-14 (2-9)

| # | Player | Total | 3-Ptr | | | Rebounds | | | PF | TP | A | TO | Blk | Stl | Min |
|----|-------------------|-------|--------|--------|--------|----------|-----|-----|----|----|----|----|-----|-----|-----|
| | | | FG-FGA | FG-FGA | FT-FTA | Off | Def | Tot | | | | | | | |
| 42 | Randle, Brian | f | 2-7 | 0-0 | 2-2 | 2 | 2 | 4 | 5 | 6 | 4 | 2 | 0 | 0 | 28 |
| 55 | Pruitt, Shaun | c | 6-8 | 0-0 | 1-7 | 4 | 3 | 7 | 3 | 13 | 1 | 2 | 1 | 0 | 44 |
| 01 | Meacham, Trent | g | 1-10 | 1-8 | 0-0 | 1 | 1 | 2 | 2 | 3 | 2 | 1 | 0 | 3 | 36 |
| 03 | Frazier, Chester | g | 1-4 | 1-3 | 2-2 | 0 | 3 | 3 | 1 | 5 | 3 | 3 | 1 | 2 | 35 |
| 32 | McCamey, Demetri | g | 11-20 | 7-13 | 2-3 | 2 | 4 | 6 | 2 | 31 | 2 | 3 | 0 | 0 | 44 |
| 13 | Jordan, Jeff | g | 1-2 | 0-0 | 0-0 | 0 | 2 | 2 | 2 | 2 | 1 | 0 | 0 | 0 | 10 |
| 23 | Alexander, Rodney | g | 1-1 | 1-1 | 0-1 | 1 | 0 | 1 | 0 | 3 | 2 | 0 | 0 | 0 | 11 |
| 26 | Brock, Calvin | g | 6-16 | 1-5 | 1-2 | 2 | 6 | 8 | 4 | 14 | 2 | 0 | 1 | 1 | 35 |
| 54 | Tisdale, Mike | g | 1-2 | 0-0 | 0-0 | 0 | 0 | 0 | 1 | 2 | 0 | 0 | 0 | 0 | 7 |
| | Team | | | | | 1 | 3 | 4 | | | | | | | |
| | Totals | | 30-70 | 11-30 | 8-17 | 13 | 24 | 37 | 20 | 79 | 17 | 11 | 3 | 6 | 250 |

| | | | | | | | | | | | | | |
|-----------------|-------|-------|-----------|-------|-------|-----|------|-------|-------|-------|-------|--------------------|-----|
| FG % 1st Half: | 11-29 | 37.9% | 2nd half: | 13-23 | 56.5% | OT: | 6-18 | 33.3% | Game: | 30-70 | 42.9% | Deadball Rebounds: | 5.2 |
| 3FG % 1st Half: | 5-15 | 33.3% | 2nd half: | 4-8 | 50.0% | OT: | 2-7 | 28.6% | Game: | 11-30 | 36.7% | | |
| FT % 1st Half: | 2-4 | 50.0% | 2nd half: | 4-7 | 57.1% | OT: | 2-6 | 33.3% | Game: | 8-17 | 47.1% | | |

Officials: Ted Hillary, Steve Welmer, Steve Olson
Technical fouls: Indiana-None, Illinois-None.
Attendance: 16618

| Score by periods | 1st | 2nd | OT | OT2 | Total |
|------------------|-----|-----|----|-----|-------|
| Indiana | 25 | 38 | 6 | 14 | 83 |
| Illinois | 29 | 34 | 6 | 10 | 79 |

| | In | Off | 2nd | Fast | Bench |
|--------|-------|-----|--------|-------|-------|
| Points | Paint | T/O | Chance | Break | |
| IND | 12 | 12 | 16 | 2 | 29 |
| ILL | 26 | 10 | 11 | 2 | 21 |

Last FG - IND OT2-03:38, ILL OT2-00:06.
Largest lead - IND by 5 OT2-00:59, ILL by 12 2nd-16:33.

Score tied - 9 times.
Lead changed - 8 times.

HOOSIERS BEST BUCKEYES, 59-53

COLUMBUS, OHIO--Senior D.J. White had 21 points and 13 rebounds to lead Indiana to a 59-53 road win over Ohio State. The victory snapped the Buckeyes 19-game Big Ten home court winning streak.

Indiana won its fifth road game of the Big Ten season, the most ever for the Hoosiers since 1993, and Kelvin Sampson posted a 20-win season for the 11th straight year.

White, who posted his 15th double-double of the season, tied the score at 14-14 with a jumper with 9:13 left in the first half, and would add eight more point in the half to give the Hoosiers a 29-21 lead at intermission.

After a White jumper to start the half increased the margin to 31-21, OSU scored the next eight points to make it 31-29 at the first media timeout of the second half. Freshman Eric Gordon, who finished with 15 points, drove for a layup and following a White jumper, sophomore Armon Bassett hit a fast-break three-pointer and a tip-in by junior Kyle Taber completed a 9-0 run to push the lead to 40-29 with 13:14 remaining.

Ohio State was able to cut the lead to 46-43 on a free throw by Evan Turner with 5:44 to go, but a rim-rattling dunk and conventional three-point play by White pushed the Hoosier advantage to 49-43 with 5:30 left. Senior Lance Stemler had a tip-in with 3:48 to go and freshman Jordan Crawford had a jumper with 2:36 left to give Indiana a 53-45 advantage with 2:19 to go.

In the final minute, Gordon hit four free throws and Crawford added a pair for the margin of victory.

Official Basketball Box Score -- GAME TOTALS -- FINAL STATISTICS

Indiana vs Ohio State
2/10/08 1 p.m. at Value City Arena, Columbus, Ohio

Indiana 59 • 20-3, 9-1

| # | Player | | Total | | | 3-Ptr | | | Rebounds | | | PF | TP | A | TO | Blk | Stl | Min |
|---------------|------------------|---|--------------|-------------|------------|-----------|-----------|-----------|-----------|-----------|-----------|----------|----------|----------|------------|-----|-----|-----|
| | | | FG-FGA | FG-FGA | FT-FTA | Off | Def | Total | Off | Def | Total | | | | | | | |
| 03 | White, D.J. | f | 10-15 | 0-0 | 1-1 | 6 | 7 | 13 | 2 | 21 | 1 | 1 | 2 | 1 | | | | 40 |
| 22 | Stemler, Lance | f | 1-6 | 0-4 | 0-0 | 1 | 1 | 2 | 1 | 2 | 1 | 0 | 0 | 0 | | | | 24 |
| 44 | Taber, Kyle | f | 1-1 | 0-0 | 0-0 | 2 | 0 | 2 | 0 | 2 | 0 | 1 | 0 | 0 | | | | 16 |
| 05 | Crawford, Jordan | g | 3-10 | 0-2 | 2-2 | 1 | 5 | 6 | 0 | 8 | 7 | 0 | 0 | 3 | | | | 31 |
| 23 | Gordon, Eric | g | 4-10 | 3-8 | 4-4 | 0 | 1 | 1 | 4 | 15 | 0 | 2 | 0 | 0 | | | | 35 |
| 01 | Bassett, Armon | g | 2-7 | 1-4 | 0-0 | 0 | 2 | 2 | 2 | 5 | 1 | 0 | 0 | 0 | | | | 24 |
| 13 | Ellis, Jamarcus | g | 3-8 | 0-0 | 0-0 | 0 | 4 | 4 | 1 | 6 | 2 | 1 | 0 | 1 | | | | 28 |
| 30 | White, Mike | g | 0-0 | 0-0 | 0-0 | 0 | 0 | 0 | 0 | 0 | 1 | 1 | 0 | 0 | | | | 2 |
| | Team | | | | | 0 | 3 | 3 | | | | | | | | | | |
| Totals | | | 24-57 | 4-18 | 7-7 | 10 | 23 | 33 | 10 | 59 | 13 | 7 | 2 | 5 | 200 | | | |

| | | | | | | | | | | |
|-----------------|-------|-------|-----------|-------|--------|-------|-------|--------|--------------------|---|
| FG % 1st Half: | 13-30 | 43.3% | 2nd half: | 11-27 | 40.7% | Game: | 24-57 | 42.1% | Deadball Rebounds: | 0 |
| 3FG % 1st Half: | 3-10 | 30.0% | 2nd half: | 1-8 | 12.5% | Game: | 4-18 | 22.2% | | |
| FT % 1st Half: | 0-0 | 0.0% | 2nd half: | 7-7 | 100.0% | Game: | 7-7 | 100.0% | | |

Ohio State 53 • 16-8, 7-4

| # | Player | | Total | | | 3-Ptr | | | Rebounds | | | PF | TP | A | TO | Blk | Stl | Min |
|---------------|-------------------|---|--------------|-------------|------------|-----------|-----------|-----------|-----------|-----------|-----------|-----------|----------|----------|------------|-----|-----|-----|
| | | | FG-FGA | FG-FGA | FT-FTA | Off | Def | Total | Off | Def | Total | | | | | | | |
| 45 | Hunter, Othello | f | 3-4 | 0-0 | 0-0 | 2 | 4 | 6 | 2 | 6 | 1 | 1 | 0 | 0 | | | | 24 |
| 31 | Koufos, Kosta | c | 8-15 | 2-3 | 0-0 | 3 | 6 | 9 | 3 | 18 | 1 | 1 | 2 | 0 | | | | 34 |
| 14 | Butler, Jamar | g | 2-8 | 0-5 | 0-0 | 1 | 1 | 2 | 2 | 4 | 6 | 2 | 0 | 0 | | | | 40 |
| 21 | Turner, Evan | g | 2-8 | 1-5 | 4-6 | 2 | 3 | 5 | 3 | 9 | 3 | 1 | 0 | 1 | | | | 26 |
| 23 | Lighty, David | g | 0-4 | 0-2 | 0-2 | 1 | 0 | 1 | 2 | 0 | 1 | 3 | 0 | 0 | | | | 26 |
| 04 | Hill, P.J. | g | 0-0 | 0-0 | 0-0 | 0 | 0 | 0 | 0 | 0 | 0 | 0 | 0 | 0 | | | | 0 |
| 33 | Diebler, Jon | g | 5-11 | 4-10 | 0-0 | 0 | 2 | 2 | 1 | 14 | 0 | 2 | 0 | 0 | | | | 29 |
| 42 | Terwilliger, Matt | g | 1-3 | 0-2 | 0-0 | 0 | 4 | 4 | 0 | 2 | 1 | 0 | 0 | 0 | | | | 21 |
| | Team | | | | | 1 | 3 | 4 | | | | | | | | | | |
| Totals | | | 21-53 | 7-27 | 4-8 | 10 | 23 | 33 | 13 | 53 | 13 | 10 | 2 | 1 | 200 | | | |

| | | | | | | | | | | |
|-----------------|------|-------|-----------|-------|-------|-------|-------|-------|--------------------|---|
| FG % 1st Half: | 9-27 | 33.3% | 2nd half: | 12-26 | 46.2% | Game: | 21-53 | 39.6% | Deadball Rebounds: | 3 |
| 3FG % 1st Half: | 3-13 | 23.1% | 2nd half: | 4-14 | 28.6% | Game: | 7-27 | 25.9% | | |
| FT % 1st Half: | 0-2 | 0.0% | 2nd half: | 4-6 | 66.7% | Game: | 4-8 | 50.0% | | |

Officials: Ted Hillary, Jim Burr, Tom O'Neill
Technical fouls: Indiana-None, Ohio State-None.
Attendance: 19049

| Score by periods | 1st | 2nd | Total |
|------------------|-----|-----|-------|
| Indiana | 29 | 30 | 59 |
| Ohio State | 21 | 32 | 53 |

| | In Paint | Off T/O | 2nd Chance | Fast Break | Bench |
|------------|----------|---------|------------|------------|-------|
| Points IND | 28 | 21 | 14 | 0 | 11 |
| OSU | 16 | 3 | 10 | 0 | 16 |

Last FG - IND 2nd-02:36, OSU 2nd-00:11.
Largest lead - IND by 11 2nd-13:14, OSU by 2 1st-19:43.

Score tied - 3 times.
Lead changed - 3 times.

BANK SHOT TOPS HOOSIERS, 68-66

BLOOMINGTON, INDIANA--Last week, the bank helped Indiana on the road. This week it helped visiting Wisconsin at Assembly Hall. Brian Butch banked in a 3-pointer with 4.5 seconds left, the last of Wisconsin's 11 3s, and the 15th-ranked Badgers held on for a 68-66 victory over No. 13 Indiana on Wednesday night.

Last week, Indiana's Eric Gordon hit a 23-foot bank shot which tied the game at Illinois to force overtime before the Hoosiers won in the second overtime.

Tonight, Gordon had given the Hoosiers a 66-65 lead with 17 seconds left with two free throws. After Butch banked in the game winner, the Hoosiers had a great open look on a three-pointer by Jamarcus Ellis, but the shot hit the back of the iron and Wisconsin earned its first win in Bloomington since 2004.

After leading 37-36 at halftime, Indiana had its biggest lead of the second half at 46-40 with 15:22 to go. But Wisconsin's Jason Bohannon cut the lead in half with his sixth three-pointer of the game and the remainder of the game was a classic Big Ten slugfest with both teams displaying grit and heart.

Gordon, who finished with 23 points including 17 in the second half, consistently drove inside and made back-to-back baskets to twice erase Badger leads at 55-54 and 57-56. His jumper with 4:32 to go allowed IU to push the edge to 59-56.

Three times in the final three minutes, Wisconsin used tip-in's off of missed shots to keep itself in the game. With IU leading 60-58, Butch scored off of a miss by Bohannon to tie the score. Following a Hoosier turnover, Trevon Hughes made one of two from the line to give Wisconsin a 61-60 lead with 1:36 left.

Sophomore Armon Bassett made a driving layup to put the Hoosiers back in front at 62-61. Butch would make a layup to give UW the edge, but senior D.J. White hit a 12-footer in the lane to make it 64-63 IU with 43 ticks left. White finished the game with 17 points and eight rebounds.

Official Basketball Box Score -- GAME TOTALS -- FINAL STATISTICS

Wisconsin vs Indiana
2/13/08 7:06 p.m. at Assembly Hall, Bloomington, Ind.

Wisconsin 68 • 20-4 (10-2)

| # | Player | | Total | | | 3-Ptr | | | Rebounds | | | PF | TP | A | TO | Blk | Stl | Min |
|---------------|------------------|---|--------------|--------------|------------|-----------|-----------|-----------|-----------|-----------|-----------|----------|----------|----------|------------|-----|-----|-----|
| | | | FG-FGA | FG-FGA | FT-FTA | Off | Def | Total | Off | Def | Total | | | | | | | |
| 01 | Landry, Marcus | f | 4-13 | 0-1 | 0-1 | 2 | 0 | 2 | 3 | 8 | 2 | 0 | 1 | 0 | | | | 33 |
| 32 | Butch, Brian | f | 6-10 | 1-2 | 0-0 | 2 | 2 | 4 | 2 | 13 | 0 | 2 | 0 | 0 | | | | 26 |
| 45 | Krabbenhoft, Joe | f | 1-4 | 0-0 | 0-0 | 5 | 5 | 10 | 2 | 2 | 0 | 1 | 0 | 0 | | | | 26 |
| 03 | Hughes, Trevon | g | 2-9 | 1-7 | 3-4 | 0 | 0 | 0 | 3 | 8 | 2 | 3 | 0 | 0 | | | | 28 |
| 22 | Flowers, Michael | g | 6-12 | 3-4 | 0-0 | 2 | 5 | 7 | 3 | 15 | 3 | 1 | 0 | 0 | | | | 37 |
| 12 | Bohannon, Jason | g | 6-12 | 6-11 | 0-0 | 0 | 3 | 3 | 1 | 18 | 1 | 1 | 0 | 1 | | | | 32 |
| 30 | Leuer, Jon | g | 0-1 | 0-1 | 0-0 | 0 | 0 | 0 | 0 | 0 | 0 | 0 | 0 | 0 | | | | 4 |
| 34 | Stiemsma, Greg | g | 2-2 | 0-0 | 0-0 | 1 | 3 | 4 | 2 | 4 | 3 | 0 | 1 | 0 | | | | 14 |
| | Team | | | | | 1 | 1 | 2 | | | | | | | | | | |
| Totals | | | 27-63 | 11-26 | 3-5 | 13 | 19 | 32 | 16 | 68 | 11 | 9 | 2 | 1 | 200 | | | |

| | | | | | | | | | | |
|-----------------|-------|--------|-----------|-------|-------|-------|-------|-------|--------------------|-----|
| FG % 1st Half: | 13-30 | 43.3% | 2nd half: | 14-33 | 42.4% | Game: | 27-63 | 42.9% | Deadball Rebounds: | 0.1 |
| 3FG % 1st Half: | 8-15 | 53.3% | 2nd half: | 3-11 | 27.3% | Game: | 11-26 | 42.3% | | |
| FT % 1st Half: | 2-2 | 100.0% | 2nd half: | 1-3 | 33.3% | Game: | 3-5 | 60.0% | | |

Indiana 66 • 20-4 (9-2)

| # | Player | | Total | | | 3-Ptr | | | Rebounds | | | PF | TP | A | TO | Blk | Stl | Min |
|---------------|------------------|---|--------------|-------------|--------------|----------|-----------|-----------|-----------|-----------|----------|----------|----------|----------|------------|-----|-----|-----|
| | | | FG-FGA | FG-FGA | FT-FTA | Off | Def | Total | Off | Def | Total | | | | | | | |
| 03 | White, D.J. | f | 7-10 | 0-0 | 3-4 | 2 | 6 | 8 | 3 | 17 | 0 | 0 | 3 | 0 | | | | 37 |
| 44 | Taber, Kyle | f | 0-0 | 0-0 | 0-0 | 1 | 0 | 1 | 0 | 0 | 0 | 0 | 0 | 0 | | | | 16 |
| 01 | Bassett, Armon | g | 4-9 | 1-3 | 3-6 | 1 | 3 | 4 | 3 | 12 | 1 | 1 | 0 | 0 | | | | 36 |
| 13 | Ellis, Jamarcus | g | 1-5 | 0-3 | 0-0 | 2 | 6 | 8 | 1 | 2 | 1 | 1 | 1 | 1 | | | | 28 |
| 23 | Gordon, Eric | g | 7-17 | 0-4 | 9-10 | 1 | 3 | 4 | 1 | 23 | 3 | 2 | 0 | 1 | | | | 34 |
| 02 | Thomas, DeAndre | g | 2-3 | 0-0 | 0-0 | 1 | 0 | 1 | 3 | 4 | 0 | 0 | 0 | 1 | | | | 8 |
| 05 | Crawford, Jordan | g | 1-3 | 0-0 | 0-0 | 0 | 2 | 2 | 1 | 2 | 0 | 1 | 0 | 1 | | | | 23 |
| 22 | Stemler, Lance | g | 2-4 | 2-3 | 0-0 | 0 | 2 | 2 | 2 | 6 | 1 | 0 | 0 | 1 | | | | 18 |
| | Team | | | | | 0 | 1 | 1 | | | | | | | | | | |
| Totals | | | 24-51 | 3-13 | 15-20 | 8 | 23 | 31 | 14 | 66 | 6 | 5 | 4 | 5 | 200 | | | |

| | | | | | | | | | | |
|-----------------|-------|-------|-----------|-------|-------|-------|-------|-------|--------------------|-----|
| FG % 1st Half: | 14-25 | 56.0% | 2nd half: | 10-26 | 38.5% | Game: | 24-51 | 47.1% | Deadball Rebounds: | 4.1 |
| 3FG % 1st Half: | 1-5 | 20.0% | 2nd half: | 2-8 | 25.0% | Game: | 3-13 | 23.1% | | |
| FT % 1st Half: | 8-10 | 80.0% | 2nd half: | 7-10 | 70.0% | Game: | 15-20 | 75.0% | | |

Officials: Paul Janssen, Bob Donato, Mike Wood
Technical fouls: Wisconsin-None, Indiana-None.
Attendance: 17320

| Score by periods | 1st | 2nd | Total |
|------------------|-----|-----|-------|
| Wisconsin | 36 | 32 | 68 |
| Indiana | 37 | 29 | 66 |

| | In Paint | Off T/O | 2nd Chance | Fast Break | Bench |
|------------|----------|---------|------------|------------|-------|
| Points WIS | 26 | 6 | 10 | 2 | 22 |
| IND | 34 | 7 | 9 | 0 | 12 |

Last FG - WIS 2nd-00:05, IND 2nd-00:45.
Largest lead - WIS by 2 1st-02:13, IND by 9 1st-07:05.

Score tied - 6 times.
Lead changed - 17 times.

HOOSIERS OVER SPARTANS, 80-61

BLOOMINGTON, INDIANA--On a night when No. 12/13 Indiana played most of the game without senior captain D.J. White, the Hoosiers used a record-setting night from Eric Gordon and strong performances off the bench from DeAndre Thomas and Jordan Crawford for an 80-61 victory over No. 9/10 Michigan State at Assembly Hall.

After a D.J. White jumper put the Hoosiers (21-4, 10-2) on the board, the Spartans (20-5, 8-4) countered with a 10-0 run to gain an eight-point lead. But a slam by White stopped the run at the 14:55 mark. After MSU stretched the lead to 15-4, the Hoosiers went on a 14-3 run to knot the game at 18-18, keyed by six points from Thomas inside and capped off with a breakaway dunk from Gordon that created an eruption from the crowd of 17,400.

His teammates came out strong in White's absence, as Taber came up with a crucial steal and Gordon drained a 3-ball from the right wing to stretch the home squad's lead to 32-26. A three by Crawford and a pair of Gordon free throws stretched the lead to 11, but MSU was able to trim the lead to eight at 41-33 heading into the break.

The Hoosiers scored the first four points of the second half on layups by Gordon and Thomas, but Michigan State bounced back with four points of its own to trim the lead to eight once again. Then the Hoosiers got a three-point play and a fastbreak layup from Gordon and an inside layup by Thomas to stretch the lead to 52-39 and force the Spartans to take a timeout with 16:02 to play.

The teams traded baskets for the next several possessions, with the Hoosiers stretching their lead to 60-45. On the next Hoosier possession, Crawford grabbed three offensive rebounds - more than he had in the previous eight games combined - and a wild scramble for a loose ball kept the ball in IU's hands on a brilliant play by Lance Stemler. Following a Hoosier timeout, Crawford finished off his finest possession of the season in style, as he drove to the basket and hit a reverse layup to put the crowd in a frenzy and make the lead a game-high 17 points.

INDIANA TOPPLES PURDUE, 77-68

BLOOMINGTON, INDIANA--D.J. White had 19 points and 15 rebounds in 36 minutes of action, as the No. 14/15 Indiana basketball team posted a 77-68 win over No. 15/14 Purdue. Eric Gordon added 22 points and Armon Bassett had 16 points and a career-best eight boards in the victory.

For the Hoosiers (22-4, 11-2), the victory represented back-to-back wins over top-15 teams for the first time since 1992. The Hoosiers knocked off No. 11 Michigan State, 103-73, and No. 6 Ohio State, 86-80, en route to a Final Four appearance that season. IU Coach Kelvin Sampson won his 498th career game as he improved to 498-272 (.647). He is 43-15 (.741) in two seasons in Bloomington.

Indiana's performance at the free-throw line was one of the keys to the victory, as IU shot 30-for-34 from the stripe in the game. Eric Gordon started 13-for-13 until missing both attempts after being fouled with 17 seconds remaining. D.J. White was 7-for-8 from the line as well.

The Hoosiers outshot the Boilers (21-6, 12-2) in the game in every facet, as Indiana held an edge in field goals (47.6 to 34.7 percent), 3-point shooting (63.6 to 24.1) and in free throws (88.2 to 52.4). The Hoosiers also held a significant edge in rebounds, pulling down 46 to Purdue's 30. On the defensive glass, Indiana held a dominant 37-16 margin.

Kyle Taber had a strong night from the field, going 3-for-3 with the a dunk and adding five rebounds, two assists and a steal. Ellis scored seven points and had seven rebounds and a block in the win, while Stemler hit his only shot and had a rebound and a block. Jordan Crawford had four points and three rebounds in 23 minutes.

Official Basketball Box Score -- GAME TOTALS -- FINAL STATISTICS
Michigan State vs Indiana
2/16/08 9:04 p.m. at Assembly Hall, Bloomington, Ind.

Michigan State 61 • 20-5 (8-4)

| # | Player | Total | 3-Ptr | | | Rebounds | | | PF | TP | A | TO | Blk | Stl | Min |
|----------------------|------------------|-------|----------------|--------|--------|-------------|-----|-------|----|----|---|----|-------------------|-----|-----|
| | | | FG-FGA | FG-FGA | FT-FTA | Off | Def | Tot | | | | | | | |
| 02 | Morgan, Raymar | f | 1-5 | 0-0 | 1-3 | 0 | 4 | 4 | 3 | 3 | 1 | 3 | 0 | 2 | 26 |
| 41 | Gray, Marquise | f | 0-0 | 0-0 | 0-0 | 0 | 2 | 2 | 2 | 0 | 2 | 0 | 0 | 14 | |
| 34 | Naymick, Drew | c | 3-3 | 0-0 | 1-1 | 1 | 2 | 3 | 1 | 7 | 0 | 2 | 0 | 25 | |
| 01 | Lucas, Kalin | g | 2-6 | 0-0 | 3-4 | 0 | 1 | 1 | 2 | 7 | 3 | 3 | 0 | 26 | |
| 11 | Neitzel, Drew | g | 7-16 | 3-7 | 4-4 | 2 | 2 | 4 | 2 | 21 | 1 | 2 | 0 | 36 | |
| 00 | Ibok, Idong | g | 0-0 | 0-0 | 0-0 | 0 | 0 | 0 | 0 | 0 | 0 | 1 | 0 | 5 | |
| 03 | Allen, Chris | g | 3-5 | 3-5 | 1-2 | 1 | 2 | 3 | 0 | 10 | 0 | 1 | 0 | 23 | |
| 05 | Walton, Travis | g | 4-7 | 0-0 | 0-0 | 0 | 2 | 2 | 5 | 8 | 4 | 2 | 0 | 20 | |
| 14 | Suton, Goran | g | 0-0 | 0-0 | 0-0 | 0 | 1 | 1 | 2 | 0 | 4 | 1 | 0 | 16 | |
| 15 | Summers, Durrell | g | 1-3 | 1-2 | 2-2 | 0 | 2 | 2 | 0 | 5 | 0 | 2 | 0 | 9 | |
| Team | | | | | | 1 | 3 | 4 | | | | | | | |
| Totals | | | 21-45 | 7-14 | 12-16 | 5 | 21 | 26 | 17 | 61 | 9 | 19 | 4 | 8 | 200 |
| FG % 1st Half: 12-20 | | 60.0% | 2nd half: 9-25 | | 36.0% | Game: 21-45 | | 46.7% | | | | | Deadball Rebounds | | |
| 3FG % 1st Half: 4-8 | | 50.0% | 2nd half: 3-6 | | 50.0% | Game: 7-14 | | 50.0% | | | | | | | 1 |
| FT % 1st Half: 5-8 | | 62.5% | 2nd half: 7-8 | | 87.5% | Game: 12-16 | | 75.0% | | | | | | | |

Indiana 80 • 21-4 (10-2)

| # | Player | Total | 3-Ptr | | | Rebounds | | | PF | TP | A | TO | Blk | Stl | Min |
|----------------------|--------------------|--------|-----------------|--------|--------|-------------|-----|-------|----|----|----|----|-------------------|-----|-----|
| | | | FG-FGA | FG-FGA | FT-FTA | Off | Def | Tot | | | | | | | |
| 03 | White, D.J. | f | 3-5 | 0-0 | 0-0 | 0 | 2 | 2 | 0 | 6 | 1 | 1 | 0 | 0 | 15 |
| 22 | Stemler, Lance | f | 2-3 | 1-1 | 0-0 | 0 | 2 | 2 | 1 | 5 | 0 | 0 | 0 | 0 | 13 |
| 01 | Bassett, Armon | g | 2-8 | 1-3 | 0-0 | 0 | 2 | 2 | 0 | 5 | 5 | 1 | 0 | 2 | 30 |
| 13 | Ellis, Jamarcus | g | 5-7 | 2-4 | 0-0 | 1 | 3 | 4 | 3 | 12 | 3 | 1 | 0 | 4 | 37 |
| 23 | Gordon, Eric | g | 9-15 | 2-5 | 8-9 | 0 | 5 | 5 | 2 | 28 | 1 | 2 | 1 | 1 | 31 |
| 02 | Thomas, DeAndre | g | 5-9 | 0-0 | 0-0 | 1 | 3 | 4 | 3 | 10 | 0 | 1 | 0 | 0 | 16 |
| 04 | Finkelmeier, Brett | g | 0-0 | 0-0 | 0-0 | 0 | 0 | 0 | 0 | 0 | 0 | 0 | 0 | 0 | 0 |
| 05 | Crawford, Jordan | g | 5-10 | 2-5 | 0-0 | 3 | 2 | 5 | 2 | 12 | 5 | 3 | 0 | 0 | 27 |
| 30 | White, Mike | g | 0-0 | 0-0 | 0-0 | 1 | 1 | 2 | 2 | 0 | 0 | 1 | 0 | 2 | 13 |
| 34 | Ahlfeld, Adam | g | 0-0 | 0-0 | 0-0 | 0 | 0 | 0 | 0 | 0 | 0 | 0 | 0 | 0 | 18 |
| 44 | Taber, Kyle | g | 0-0 | 0-0 | 2-2 | 0 | 2 | 2 | 2 | 2 | 0 | 0 | 0 | 1 | 0+ |
| Team | | | | | | 0 | 0 | 0 | | | | | | | |
| Totals | | | 31-57 | 8-18 | 10-11 | 6 | 22 | 28 | 15 | 80 | 15 | 10 | 1 | 10 | 200 |
| FG % 1st Half: 16-29 | | 55.2% | 2nd half: 15-28 | | 53.6% | Game: 31-57 | | 54.4% | | | | | Deadball Rebounds | | |
| 3FG % 1st Half: 5-9 | | 55.6% | 2nd half: 3-9 | | 33.3% | Game: 8-18 | | 44.4% | | | | | | | 0 |
| FT % 1st Half: 4-4 | | 100.0% | 2nd half: 6-7 | | 85.7% | Game: 10-11 | | 90.9% | | | | | | | |

Officials: Ed Hightower, Steve Olson, Glenn Mayborg
Technical fouls: Michigan State-None. Indiana-None.
Attendance: 17400

| Score by periods | 1st | 2nd | Total |
|------------------|-----|-----|-------|
| Michigan State | 33 | 28 | 61 |
| Indiana | 41 | 39 | 80 |

| | In | Off | 2nd | Fast | Bench |
|--------|-------|-----|--------|-------|-------|
| Points | Paint | T/O | Chance | Break | |
| MSU | 20 | 13 | 11 | 6 | 23 |
| IND | 40 | 19 | 9 | 10 | 24 |

Last FG - MSU 2nd-05:13, IND 2nd-01:01.
Largest lead - MSU by 11 1st-13:33, IND by 21 2nd-01:01.
Score tied - 2 times.
Lead changed - 2 times.

Official Basketball Box Score -- GAME TOTALS -- FINAL STATISTICS
Purdue vs Indiana
2/19/08 7:02 p.m. at Assembly Hall, Bloomington, Ind.

Purdue 68 • 21-6 (12-2)

| # | Player | Total | 3-Ptr | | | Rebounds | | | PF | TP | A | TO | Blk | Stl | Min |
|----------------------|------------------|-------|-----------------|--------|--------|-------------|-----|-------|----|----|----|----|-------------------|-----|-----|
| | | | FG-FGA | FG-FGA | FT-FTA | Off | Def | Tot | | | | | | | |
| 04 | Hummel, Robbie | f | 7-12 | 3-6 | 0-0 | 2 | 4 | 6 | 2 | 17 | 0 | 2 | 2 | 4 | 33 |
| 21 | Calasan, Nemanja | f | 1-6 | 0-2 | 1-2 | 2 | 1 | 3 | 0 | 3 | 0 | 1 | 0 | 1 | 15 |
| 03 | Kramer, Chris | g | 3-8 | 0-2 | 2-4 | 0 | 7 | 7 | 5 | 8 | 5 | 1 | 0 | 3 | 36 |
| 05 | Grant, Keaton | g | 4-13 | 2-6 | 0-0 | 2 | 0 | 2 | 4 | 10 | 1 | 0 | 0 | 1 | 26 |
| 32 | Moore, E'Twaun | g | 3-15 | 1-7 | 4-5 | 1 | 1 | 2 | 3 | 11 | 1 | 0 | 0 | 0 | 36 |
| 13 | Crump, Tarrance | g | 0-1 | 0-0 | 0-0 | 0 | 1 | 1 | 0 | 0 | 0 | 0 | 0 | 0 | 5 |
| 14 | Martin, Scott | g | 5-13 | 1-5 | 1-6 | 2 | 1 | 3 | 4 | 12 | 1 | 0 | 0 | 2 | 22 |
| 20 | Green, Marcus | g | 0-2 | 0-1 | 1-2 | 2 | 0 | 2 | 4 | 1 | 2 | 1 | 0 | 2 | 17 |
| 25 | Johnson, JaJuan | g | 2-2 | 0-0 | 2-2 | 2 | 0 | 2 | 4 | 6 | 0 | 0 | 0 | 1 | 10 |
| Team | | | | | | 1 | 1 | 2 | | | | | | | |
| Totals | | | 25-72 | 7-29 | 11-21 | 14 | 16 | 30 | 26 | 68 | 10 | 5 | 2 | 14 | 200 |
| FG % 1st Half: 11-36 | | 30.6% | 2nd half: 14-36 | | 38.9% | Game: 25-72 | | 34.7% | | | | | Deadball Rebounds | | |
| 3FG % 1st Half: 3-15 | | 20.0% | 2nd half: 4-14 | | 28.6% | Game: 7-29 | | 24.1% | | | | | | | 5 |
| FT % 1st Half: 4-5 | | 80.0% | 2nd half: 7-16 | | 43.8% | Game: 11-21 | | 52.4% | | | | | | | |

Indiana 77 • 22-4 (11-2)

| # | Player | Total | 3-Ptr | | | Rebounds | | | PF | TP | A | TO | Blk | Stl | Min |
|----------------------|------------------|--------|-----------------|--------|--------|-------------|-----|-------|----|----|----|----|-------------------|-----|-----|
| | | | FG-FGA | FG-FGA | FT-FTA | Off | Def | Tot | | | | | | | |
| 03 | White, D.J. | f | 6-11 | 0-0 | 7-8 | 6 | 9 | 15 | 5 | 19 | 2 | 3 | 1 | 1 | 36 |
| 22 | Stemler, Lance | f | 1-1 | 1-1 | 0-0 | 0 | 1 | 1 | 1 | 3 | 0 | 1 | 1 | 0 | 19 |
| 01 | Bassett, Armon | g | 4-5 | 4-4 | 4-5 | 0 | 8 | 8 | 0 | 16 | 4 | 5 | 0 | 1 | 29 |
| 13 | Ellis, Jamarcus | g | 2-6 | 1-2 | 2-2 | 0 | 5 | 5 | 4 | 7 | 0 | 6 | 1 | 0 | 27 |
| 23 | Gordon, Eric | g | 4-12 | 1-3 | 13-15 | 0 | 4 | 4 | 1 | 22 | 3 | 5 | 1 | 1 | 38 |
| 02 | Thomas, DeAndre | g | 0-1 | 0-0 | 0-0 | 0 | 2 | 2 | 0 | 2 | 0 | 0 | 0 | 0 | 7 |
| 05 | Crawford, Jordan | g | 0-3 | 0-1 | 4-4 | 1 | 2 | 3 | 1 | 4 | 1 | 3 | 0 | 0 | 23 |
| 44 | Taber, Kyle | g | 3-3 | 0-0 | 0-0 | 1 | 4 | 5 | 3 | 6 | 2 | 0 | 0 | 1 | 21 |
| Team | | | | | | 1 | 2 | 3 | | | | | | | |
| Totals | | | 20-42 | 7-11 | 30-34 | 9 | 37 | 46 | 17 | 77 | 14 | 23 | 4 | 4 | 200 |
| FG % 1st Half: 11-25 | | 44.0% | 2nd half: 9-17 | | 52.9% | Game: 20-42 | | 47.6% | | | | | Deadball Rebounds | | |
| 3FG % 1st Half: 3-6 | | 50.0% | 2nd half: 4-5 | | 80.0% | Game: 7-11 | | 63.6% | | | | | | | 1 |
| FT % 1st Half: 7-7 | | 100.0% | 2nd half: 23-27 | | 85.2% | Game: 30-34 | | 88.2% | | | | | | | |

Officials: Ted Hillary, Tom O'Neill, Tim Higgins
Technical fouls: Purdue-None. Indiana-None.
Attendance: 17401

| Score by periods | 1st | 2nd | Total |
|------------------|-----|-----|-------|
| Purdue | 29 | 39 | 68 |
| Indiana | 32 | 45 | 77 |

| | In | Off | 2nd | Fast | Bench |
|--------|-------|-----|--------|-------|-------|
| Points | Paint | T/O | Chance | Break | |
| PUR | 30 | 23 | 11 | 3 | 19 |
| IND | 26 | 2 | 13 | 4 | 10 |

Last FG - PUR 2nd-00:10, IND 2nd-01:58.
Largest lead - PUR by 6 1st-16:33, IND by 12 2nd-09:46.
Score tied - 2 times.
Lead changed - 9 times.

HOOSIERS HOLD OFF WILDCATS, 85-82

EVANSTON, ILLINOIS--Armon Bassett scored a season-high 24 points and the No. 15 Hoosiers earned an 85-82 victory over Northwestern on Saturday night. Interim head coach Dan Dakich earned his first victory patrolling the Hoosier sideline.

Indiana improved to 23-4 on the season and 12-2 in Big Ten play. Both marks are the best since the 1992-93 season when the Hoosiers started 24-3 and went 17-1 in Big Ten play. D.J. White deflected a potential go-ahead layup by Northwestern's Michael Thompson, then hit two free throws to make it 85-82 with 5 seconds left. Thompson missed a pull-up 3-pointer at the buzzer, and the Hoosiers moved into a three-way tie for first with Wisconsin and Purdue.

Bassett played the full 40 minutes and finished one point away from matching his career-high set last season. He shot 7-of-12 from the field, 4-of-7 from beyond the arc and 6-of-7 from the charity stripe.

Jordan Crawford scored 21, and Eric Gordon scored 18, hitting 13-of-16 free throws. White added 16 points and 11 rebounds for his 17th double-double of the campaign.

Crawford went 4-of-5 from deep, matching his career-high (third time) and shot 6-of-7 overall in 29 minutes off the bench. He also added five assists, four rebounds and went a perfect 5-of-5 from the foul line.

Kevin Coble scored a career-high 37 points for Northwestern (7-18, 0-14), and his 3-pointer gave the Wildcats a 78-77 lead with 2:49 left, whipping their fans into a frenzy that only grew louder when Gordon charged into Nikola Baran.

But with Indiana leading 79-78, Northwestern had a chance to go ahead in the final minute, when the Hoosiers' Crawford attempted a long inbound pass near his own basket. Jeremy Nash intercepted the ball near midcourt, but Craig Moore missed a 3-pointer.

INDIANA TOPS OHIO STATE, 72-69

BLOOMINGTON, INDIANA--Armon Bassett scored 23 points, hitting four 3-pointers to lead Indiana. Eric Gordon, the Big Ten's top scorer, finished with 17 points and six rebounds despite shooting just 4-of-16. D.J. White added 16 points and eight rebounds despite fighting cramps and Indiana won its fourth straight, all coming since the university released the NCAA report on Feb. 13.

After enduring the circus-like environment of the past two weeks, the Hoosiers just wanted to play basketball.

Kosta Koufos scored 21 points, Evan Turner had 13 and Jamar Butler and Othello Hunter each had 12, not quite enough to pull the upset. Ohio State (17-11, 8-7) has now lost three straight and five of seven but fought back from a dismal opening to nearly pull the upset.

Initially, it didn't look like it would be that close.

Indiana broke out to a 10-3 lead behind a strong early rebounding effort and still led 30-21 at halftime when the Buckeyes shot just 31 percent.

In the second half, Koufos gave the Buckeyes hope. He opened the second half by scoring the Buckeyes' first seven points and then hit another basket with 15:13 left to get Ohio State within 34-32.

The Hoosiers answered with five straight points to make it 39-32 and then fended off Ohio State's charge down the stretch by making 10-of-12 free throws to finally give Dakich his first win in Bloomington.

Official Basketball Box Score -- GAME TOTALS -- FINAL STATISTICS
Indiana vs Northwestern
2/23/08 7 p.m. at Evanston, Ill. (Welsh-Ryan Arena)

Indiana 85 • 23-4, 13-2

| # | Player | Total | | | 3-Ptr | | | Rebounds | | | PF | TP | A | TO | Blk | Stl | Min |
|--------|------------------|--------|--------|--------|--------|--------|--------|----------|-----|-----|----|----|---|----|-----|-----|-----|
| | | FG-FGA | FG-FGA | FT-FTA | FG-FGA | FG-FGA | FT-FTA | Off | Def | Tot | | | | | | | |
| 22 | Stemler, Lance | f | 2-3 | 0-1 | 0-0 | 0 | 3 | 3 | 5 | 4 | 0 | 0 | 0 | 0 | 0 | 21 | |
| 3 | White, D.J. | f | 5-8 | 0-0 | 6-9 | 4 | 7 | 11 | 1 | 16 | 2 | 2 | 0 | 0 | 0 | 38 | |
| 1 | Bassett, Armon | g | 7-12 | 4-7 | 6-7 | 0 | 3 | 3 | 3 | 24 | 3 | 5 | 0 | 0 | 2 | 40 | |
| 13 | Ellis, Jamarcus | g | 0-4 | 0-2 | 0-0 | 1 | 2 | 3 | 4 | 0 | 2 | 3 | 0 | 1 | 22 | | |
| 23 | Gordon, Eric | q | 2-6 | 1-5 | 13-16 | 0 | 3 | 3 | 3 | 18 | 3 | 3 | 1 | 0 | 38 | | |
| 2 | Thomas, DeAndre | g | 0-0 | 0-0 | 0-0 | 0 | 1 | 1 | 1 | 0 | 0 | 1 | 0 | 0 | 3 | | |
| 44 | Taber, Kyle | g | 1-1 | 0-0 | 0-0 | 1 | 1 | 2 | 0 | 2 | 0 | 0 | 0 | 0 | 9 | | |
| 5 | Crawford, Jordan | g | 6-7 | 4-5 | 5-5 | 0 | 4 | 4 | 2 | 21 | 5 | 3 | 0 | 0 | 29 | | |
| Team | | | | | | 3 | 2 | 5 | | | | | | | | | |
| Totals | | | 23-41 | 9-20 | 30-37 | 9 | 26 | 35 | 19 | 85 | 15 | 17 | 1 | 3 | 200 | | |

| | | | | | | | | | | |
|-----------------|-------|-------|-----------|-------|-------|-------|-------|-------|--------------------|---|
| FG % 1st Half: | 13-22 | 59.1% | 2nd half: | 10-19 | 52.6% | Game: | 23-41 | 56.1% | Deadball Rebounds: | 4 |
| 3FG % 1st Half: | 4-12 | 33.3% | 2nd half: | 5-8 | 62.5% | Game: | 9-20 | 45.0% | | |
| FT % 1st Half: | 5-6 | 83.3% | 2nd half: | 25-31 | 80.6% | Game: | 30-37 | 81.1% | | |

Northwestern 82 • 7-18, 0-14

| # | Player | Total | | | 3-Ptr | | | Rebounds | | | PF | TP | A | TO | Blk | Stl | Min |
|--------|--------------------|--------|--------|--------|--------|--------|--------|----------|-----|-----|----|----|---|----|-----|-----|-----|
| | | FG-FGA | FG-FGA | FT-FTA | FG-FGA | FG-FGA | FT-FTA | Off | Def | Tot | | | | | | | |
| 21 | Pejusic, Ivan | f | 2-6 | 0-1 | 0-0 | 0 | 3 | 3 | 5 | 4 | 7 | 1 | 0 | 0 | 22 | | |
| 44 | Coble, Kevin | f | 12-16 | 5-6 | 8-8 | 1 | 4 | 5 | 4 | 37 | 2 | 2 | 2 | 1 | 39 | | |
| 20 | Moore, Craig | g | 3-9 | 3-6 | 3-4 | 0 | 1 | 1 | 3 | 12 | 4 | 2 | 1 | 3 | 37 | | |
| 22 | Thompson, Michael | g | 6-13 | 1-5 | 2-5 | 0 | 1 | 1 | 3 | 15 | 4 | 0 | 0 | 2 | 40 | | |
| 32 | Williams, Sterling | g | 2-3 | 0-1 | 2-2 | 0 | 0 | 0 | 1 | 6 | 0 | 0 | 0 | 1 | 15 | | |
| 1 | Okrzesik, Jason | g | 2-3 | 1-2 | 0-0 | 0 | 0 | 0 | 3 | 5 | 0 | 1 | 0 | 1 | 17 | | |
| 11 | Baran, Nikola | g | 1-5 | 1-5 | 0-0 | 1 | 0 | 1 | 4 | 3 | 3 | 0 | 0 | 0 | 13 | | |
| 23 | Nash, Jeremy | g | 0-2 | 0-0 | 0-0 | 1 | 2 | 3 | 2 | 0 | 2 | 1 | 1 | 1 | 16 | | |
| 3 | Capocci, Mike | g | 0-0 | 0-0 | 0-0 | 0 | 0 | 0 | 0 | 0 | 0 | 0 | 0 | 0 | 1 | | |
| Team | | | | | | 3 | 1 | 4 | | | | | | | | | |
| Totals | | | 28-57 | 11-26 | 15-19 | 6 | 12 | 18 | 25 | 82 | 22 | 7 | 4 | 9 | 200 | | |

| | | | | | | | | | | |
|-----------------|-------|-------|-----------|-------|-------|-------|-------|-------|--------------------|---|
| FG % 1st Half: | 14-27 | 51.9% | 2nd half: | 14-30 | 46.7% | Game: | 28-57 | 49.1% | Deadball Rebounds: | 1 |
| 3FG % 1st Half: | 5-12 | 41.7% | 2nd half: | 6-14 | 42.9% | Game: | 11-26 | 42.3% | | |
| FT % 1st Half: | 4-6 | 66.7% | 2nd half: | 11-13 | 84.6% | Game: | 15-19 | 78.9% | | |

Officials: Rick Hartzell, Sid Rodehefer, Dwayne Gladden
Technical fouls: Indiana-Ellis, Jamarcus. Northwestern-None.
Attendance: 8117
Coble- New career high in points (Previous 34 vs Michigan 1/12/08)

| Score by periods | 1st | 2nd | Total |
|------------------|-----|-----|-------|
| Indiana | 35 | 50 | 85 |
| Northwestern | 37 | 45 | 82 |

Last FG - IND 2nd-03:18, NU 2nd-00:14.
Largest lead - IND by 6 2nd-09:15, NU by 9 1st-09:42.

Score tied - 9 times.
Lead changed - 8 times.

| | In | Off | 2nd | Fast | Bench |
|--------|-------|-----|--------|-------|-------|
| Points | Paint | T/O | Chance | Break | 23 |
| IND | 22 | 9 | 8 | 2 | 23 |
| NU | 28 | 13 | 9 | 4 | 8 |

Official Basketball Box Score -- GAME TOTALS -- FINAL STATISTICS
Ohio State vs Indiana
2/26/08 7:02 p.m. at Assembly Hall, Bloomington, Ind.

Ohio State 69 • 17-11 (8-7)

| # | Player | Total | | | 3-Ptr | | | Rebounds | | | PF | TP | A | TO | Blk | Stl | Min |
|--------|--------------------|--------|--------|--------|--------|--------|--------|----------|-----|-----|----|----|---|----|-----|-----|-----|
| | | FG-FGA | FG-FGA | FT-FTA | FG-FGA | FG-FGA | FT-FTA | Off | Def | Tot | | | | | | | |
| 31 | Koufos, Kosta | f | 8-18 | 2-3 | 3-3 | 4 | 2 | 6 | 3 | 21 | 0 | 3 | 4 | 2 | 36 | | |
| 45 | Hunter, Othello | f | 6-9 | 0-0 | 0-0 | 2 | 4 | 6 | 4 | 12 | 0 | 1 | 1 | 0 | 27 | | |
| 14 | Butler, Jamar | g | 5-12 | 2-8 | 0-0 | 0 | 3 | 3 | 2 | 12 | 8 | 2 | 0 | 0 | 40 | | |
| 21 | Turner, Evan | g | 5-9 | 1-4 | 2-3 | 1 | 6 | 7 | 4 | 13 | 4 | 5 | 0 | 2 | 32 | | |
| 23 | Lighty, David | g | 2-5 | 1-3 | 1-2 | 1 | 3 | 4 | 1 | 6 | 3 | 1 | 1 | 1 | 32 | | |
| 04 | Hill, P.J. | g | 0-0 | 0-0 | 0-0 | 0 | 0 | 0 | 0 | 0 | 0 | 0 | 0 | 0 | 0+ | | |
| 33 | Diebler, Jon | g | 1-6 | 1-6 | 0-0 | 1 | 2 | 3 | 3 | 3 | 0 | 3 | 1 | 0 | 15 | | |
| 42 | Terwilliger, Matt | g | 1-3 | 0-1 | 0-0 | 0 | 1 | 1 | 1 | 2 | 0 | 1 | 0 | 1 | 13 | | |
| 52 | Lauderdale, Dallas | g | 0-0 | 0-0 | 0-0 | 1 | 0 | 1 | 0 | 0 | 0 | 1 | 0 | 0 | 5 | | |
| Team | | | | | | 2 | 1 | 3 | | | | | | | | | |
| Totals | | | 28-62 | 7-25 | 6-8 | 12 | 22 | 34 | 18 | 69 | 15 | 16 | 8 | 5 | 200 | | |

| | | | | | | | | | | |
|-----------------|------|-------|-----------|-------|--------|-------|-------|-------|--------------------|-----|
| FG % 1st Half: | 9-29 | 31.0% | 2nd half: | 19-33 | 57.6% | Game: | 28-62 | 45.2% | Deadball Rebounds: | 2.1 |
| 3FG % 1st Half: | 1-12 | 8.3% | 2nd half: | 6-13 | 46.2% | Game: | 7-25 | 28.0% | | |
| FT % 1st Half: | 2-4 | 50.0% | 2nd half: | 4-4 | 100.0% | Game: | 6-8 | 75.0% | | |

Indiana 72 • 24-4 (13-2)

| # | Player | Total | | | 3-Ptr | | | Rebounds | | | PF | TP | A | TO | Blk | Stl | Min |
|--------|------------------|--------|--------|--------|--------|--------|--------|----------|-----|-----|----|----|---|----|-----|-----|-----|
| | | FG-FGA | FG-FGA | FT-FTA | FG-FGA | FG-FGA | FT-FTA | Off | Def | Tot | | | | | | | |
| 03 | White, D.J. | f | 7-13 | 0-0 | 2-4 | 4 | 4 | 8 | 3 | 16 | 0 | 0 | 2 | 1 | 36 | | |
| 22 | Stemler, Lance | f | 1-7 | 0-6 | 0-0 | 2 | 4 | 6 | 2 | 2 | 1 | 0 | 0 | 0 | 23 | | |
| 01 | Bassett, Armon | g | 7-11 | 4-8 | 5-5 | 1 | 3 | 4 | 0 | 23 | 2 | 2 | 0 | 2 | 36 | | |
| 13 | Ellis, Jamarcus | g | 2-5 | 0-1 | 1-2 | 4 | 3 | 7 | 1 | 5 | 1 | 1 | 0 | 1 | 25 | | |
| 23 | Gordon, Eric | g | 4-16 | 1-8 | 8-9 | 3 | 3 | 6 | 1 | 17 | 3 | 7 | 0 | 3 | 40 | | |
| 02 | Thomas, DeAndre | g | 0-2 | 0-0 | 0-0 | 0 | 1 | 1 | 2 | 0 | 1 | 2 | 0 | 0 | 7 | | |
| 05 | Crawford, Jordan | g | 3-6 | 0-2 | 3-4 | 1 | 1 | 2 | 1 | 9 | 2 | 1 | 0 | 1 | 22 | | |
| 44 | Taber, Kyle | g | 0-1 | 0-0 | 0-0 | 1 | 3 | 4 | 0 | 0 | 0 | 0 | 0 | 0 | 11 | | |
| Team | | | | | | 1 | 0 | 1 | | | | | | | | | |
| Totals | | | 24-61 | 5-25 | 19-24 | 17 | 22 | 39 | 10 | 72 | 10 | 13 | 2 | 8 | 200 | | |

| | | | | | | | | | | |
|-----------------|-------|--------|-----------|-------|-------|-------|-------|-------|--------------------|---|
| FG % 1st Half: | 12-34 | 35.3% | 2nd half: | 12-27 | 44.4% | Game: | 24-61 | 39.3% | Deadball Rebounds: | 2 |
| 3FG % 1st Half: | 3-16 | 18.8% | 2nd half: | 2-9 | 22.2% | Game: | 5-25 | 20.0% | | |
| FT % 1st Half: | 3-3 | 100.0% | 2nd half: | 16-21 | 76.2% | Game: | 19-24 | 79.2% | | |

Officials: Ted Hillary, Steve Welmer, John Cahill
Technical fouls: Ohio State-None. Indiana-None.
Attendance: 17389

| Score by periods | 1st | 2nd | Total |
|------------------|-----|-----|-------|
| Ohio State | 21 | 48 | 69 |
| Indiana | 30 | 42 | 72 |

Last FG - OSU 2nd-00:01, IND 2nd-00:39.
Largest lead - OSU by 3 1st-18:20, IND by 13 1st-02:35.

| | In | Off | 2nd | Fast | Bench |
|--------|-------|-----|--------|-------|-------|
| Points | Paint | T/O | Chance | Break | 23 |
| OSU | 30 | 21 | 8 | 4 | 5 |
| IND | 36 | 19 | 16 | 9 | 9 |

Score tied - 0 times.
Lead changed - 1 time.

MICHIGAN STATE DEFEATS INDIANA

EAST LANSING, MICHIGAN--Raymar Morgan scored 12 of his 20 points early to help No. 19 Michigan State build a big lead and beat No. 12 Indiana 103-74.

Michigan State (23-6, 11-5 Big Ten) led 59-31 at halftime after making 78 percent of its shots, including nine 3-pointers.

Eric Gordon scored 22 and D.J. White had 14 points and 12 rebounds for the Hoosiers (24-5, 13-3) who had a chance to pull into a three-way tie with Big Ten leaders Wisconsin and Purdue.

Drew Neitzel scored 17 points in his final home game, Goran Suton had 17 points, Kalin Lucas scored 14 and Chris Allen added 11 for the Spartans, who won all 17 of their games this season at the Breslin Center, where Indiana has lost 14 straight.

The Hoosiers showed signs of life in the second half, shooting a redhot 53.3 percent from the floor and scoring 43 points.

Gordon's fadeaway capped a 9-0 run and pulled Indiana within 17 points midway through the second half, but the Spartans ended any comeback hopes by scoring seven straight.

White recorded his 18th double-double of the season, his 10th of the Big Ten campaign and his 21st in his last 31 games.

Sophomore guard Armon Bassett scored in double figures for the fourth straight game and 14th time this season. He contributed 13 points and dished out six assists in 39 minutes.

Detroit native Jordan Crawford led the Hoosiers off the bench with 12 points in 27 minutes. The freshman guard shot 5-of-8 from the floor en route to his 15th double-digit scoring effort.

HOOSIERS DEFEAT GOPHERS, 69-55

BLOOMINGTON, INDIANA--At shootaround on Thursday Indiana senior D.J. White mentioned two things would help round out his storied career with the Hoosiers. A three-point basket and seeing the numbers 2008 on one of the many historical banners that hang in Assembly Hall.

He got his first wish, when he took a long pass from roommate Lance Stemler with 1.6 seconds left before halftime and nailed a turnaround jumper from 25-feet. The second will have to wait as the Hoosiers need help from Northwestern on Saturday when the Wildcats host Wisconsin and the Hoosiers must win at Penn State to earn a share of the Big Ten title.

The Hoosiers (25-5, 14-3) stayed in contention for that crown with their school-record 17th home victory, a 69-55 win over Minnesota in the final home game for White, Stemler, Mike White and Adam Ahfeld. White, a senior forward, had 17 points and five rebounds before departing to a loud ovation with about a minute left. The Hoosiers outscored the visitors 21-7 over the final 7:58 to sweep the season series from Minnesota for the first time since 1993.

White's desperation triple had given IU a 31-27 lead at intermission. The Hoosiers had built the lead to 40-33 with 14:04 left, but the Gophers were not about to give in.

After White blocked a layup by Coleman, sophomore Armon Bassett would give IU a cushion with a long triple to make it 52-48. After the teams traded baskets, Jamarcus Ellis would grab a defensive rebound, one of a career-high 13 boards for the junior, and after being fouled knocked in two more free throws to up the lead to 56-50 with 5:16 to go.

Gordon would add two free throws and White would add a jumper to make it 60-50 with 3:35 left. Gordon would chalk up a layup and Jordan Crawford would add two more free throws to extend the run to 64-50.

Official Basketball Box Score -- GAME TOTALS -- FINAL STATISTICS
Indiana vs Michigan State
03/02/08 2 p.m. at Breslin Center - East Lansing, Mich.

Indiana 74 • 24-5, 13-3

| # | Player | Total | | | 3-Ptr | | | Rebounds | | | PF | TP | A | TO | Blk | Stl | Min |
|----------------------------|------------------|-----------------------|--------|-------------------|--------|---------------------|--------|----------|-----|-----|----|----|---|-----|-----|-----|-----|
| | | FG-FGA | FG-FGA | FT-FTA | FG-FGA | FG-FGA | FT-FTA | Off | Def | Tot | | | | | | | |
| 01 | Bassett, Armon | * 5-12 | 3-6 | 0-0 | 0 | 1 | 1 | 1 | 13 | 6 | 3 | 0 | 0 | 39 | | | |
| 03 | White, D.J. | * 5-13 | 0-0 | 4-10 | 3 | 9 | 12 | 3 | 14 | 1 | 2 | 0 | 1 | 36 | | | |
| 13 | Ellis, Jamarcus | * 1-4 | 1-3 | 2-2 | 2 | 3 | 5 | 2 | 5 | 1 | 2 | 0 | 2 | 28 | | | |
| 22 | Stemler, Lance | * 2-4 | 0-2 | 0-0 | 1 | 1 | 2 | 3 | 4 | 0 | 0 | 2 | 0 | 17 | | | |
| 23 | Gordon, Eric | * 7-14 | 1-5 | 7-9 | 2 | 1 | 3 | 2 | 22 | 2 | 2 | 0 | 2 | 36 | | | |
| 02 | Thomas, DeAndre | 2-4 | 0-0 | 0-0 | 1 | 2 | 3 | 1 | 4 | 0 | 2 | 0 | 0 | 10 | | | |
| 05 | Crawford, Jordan | 5-8 | 2-4 | 0-0 | 3 | 0 | 3 | 3 | 12 | 0 | 3 | 0 | 2 | 27 | | | |
| 24 | McGee, Brandon | 0-2 | 0-2 | 0-0 | 0 | 0 | 0 | 0 | 0 | 0 | 0 | 0 | 0 | 1 | | | |
| 30 | White, Mike | 0-0 | 0-0 | 0-0 | 0 | 0 | 0 | 0 | 2 | 0 | 0 | 0 | 0 | 2 | | | |
| 44 | Taber, Kyle | 0-0 | 0-0 | 0-0 | 0 | 0 | 0 | 2 | 0 | 0 | 0 | 0 | 0 | 4 | | | |
| Team | | | | | 3 | 0 | 3 | | | | | | | | | | |
| Totals | | 27-61 | 7-22 | 13-21 | 15 | 17 | 32 | 19 | 74 | 10 | 14 | 2 | 7 | 200 | | | |
| FG % 1st Half: 11-31 35.5% | | 2nd half: 16-30 53.3% | | Game: 27-61 44.3% | | Deadball Rebounds 2 | | | | | | | | | | | |
| 3FG % 1st Half: 6-13 46.2% | | 2nd half: 1-9 11.1% | | Game: 7-22 31.8% | | | | | | | | | | | | | |
| FT % 1st Half: 3-7 42.9% | | 2nd half: 10-14 71.4% | | Game: 13-21 61.9% | | | | | | | | | | | | | |

Michigan State 103 • 23-6, 11-5

| # | Player | Total | | | 3-Ptr | | | Rebounds | | | PF | TP | A | TO | Blk | Stl | Min |
|----------------------------|------------------|-----------------------|--------|-------------------|--------|---------------------|--------|----------|-----|-----|----|----|----|-----|-----|-----|-----|
| | | FG-FGA | FG-FGA | FT-FTA | FG-FGA | FG-FGA | FT-FTA | Off | Def | Tot | | | | | | | |
| 01 | Lucas, Kalin | * 5-9 | 1-2 | 3-4 | 0 | 0 | 0 | 1 | 14 | 7 | 0 | 0 | 3 | 29 | | | |
| 02 | Morgan, Raymar | * 7-9 | 2-2 | 4-6 | 3 | 3 | 6 | 2 | 20 | 0 | 2 | 0 | 3 | 26 | | | |
| 11 | Neitzel, Drew | * 6-13 | 5-11 | 0-0 | 0 | 2 | 2 | 2 | 17 | 3 | 2 | 0 | 2 | 29 | | | |
| 14 | Suton, Goran | * 6-7 | 1-1 | 4-5 | 1 | 8 | 9 | 3 | 17 | 3 | 1 | 1 | 4 | 30 | | | |
| 34 | Naymick, Drew | * 1-3 | 0-0 | 0-0 | 0 | 2 | 2 | 4 | 2 | 0 | 1 | 2 | 0 | 18 | | | |
| 00 | Ibok, Idong | 0-0 | 0-0 | 0-0 | 0 | 0 | 0 | 0 | 0 | 0 | 0 | 1 | 0 | 2 | | | |
| 03 | Allen, Chris | 3-8 | 2-5 | 3-3 | 1 | 0 | 1 | 1 | 11 | 2 | 0 | 1 | 0 | 15 | | | |
| 05 | Walton, Travis | 3-3 | 0-0 | 0-0 | 1 | 3 | 4 | 0 | 6 | 11 | 0 | 0 | 0 | 24 | | | |
| 10 | Crandell, Jon | 0-0 | 0-0 | 0-0 | 0 | 0 | 0 | 0 | 0 | 0 | 0 | 0 | 0 | 1 | | | |
| 15 | Summers, Durrell | 2-2 | 1-1 | 2-2 | 0 | 1 | 1 | 1 | 7 | 1 | 2 | 0 | 0 | 9 | | | |
| 20 | Kebler, Mike | 0-1 | 0-1 | 0-0 | 0 | 0 | 0 | 0 | 0 | 0 | 0 | 0 | 0 | 1 | | | |
| 22 | Dahlman, Isaiah | 1-1 | 1-1 | 0-0 | 0 | 1 | 1 | 1 | 3 | 0 | 0 | 0 | 0 | 2 | | | |
| 40 | Herzog, Tom | 0-0 | 0-0 | 0-0 | 0 | 0 | 0 | 0 | 0 | 0 | 0 | 0 | 0 | 1 | | | |
| 41 | Gray, Marquise | 3-5 | 0-0 | 0-0 | 1 | 4 | 5 | 3 | 6 | 1 | 1 | 0 | 0 | 13 | | | |
| Team | | | | | 2 | 1 | 3 | | | | | | | | | | |
| Totals | | 37-61 | 13-24 | 16-20 | 9 | 25 | 34 | 18 | 103 | 28 | 9 | 5 | 12 | 200 | | | |
| FG % 1st Half: 21-27 77.8% | | 2nd half: 16-34 47.1% | | Game: 37-61 60.7% | | Deadball Rebounds 2 | | | | | | | | | | | |
| 3FG % 1st Half: 9-12 75.0% | | 2nd half: 4-12 33.3% | | Game: 13-24 54.2% | | | | | | | | | | | | | |
| FT % 1st Half: 8-10 80.0% | | 2nd half: 8-10 80.0% | | Game: 16-20 80.0% | | | | | | | | | | | | | |

Officials: Ed Hightower, Ted Hillary, Steve Welmer
Technical fouls: Indiana-None. Michigan State-None.
Attendance: 14759
CBS

| Score by periods | 1st | 2nd | Total |
|------------------|-----|-----|-------|
| Indiana | 31 | 43 | 74 |
| Michigan State | 59 | 44 | 103 |

| | In | Off | 2nd | Fast | Break | Bench |
|-----|----|-----|-----|------|-------|-------|
| IND | 34 | 10 | 16 | 9 | 16 | 16 |
| MSU | 38 | 17 | 7 | 22 | 33 | 33 |

Official Basketball Box Score -- GAME TOTALS -- FINAL STATISTICS
Minnesota vs Indiana
03/05/08 7 p.m. at Bloomington, Ind. (Assembly Hall)

Minnesota 55 • 18-11, 8-9

| # | Player | Total | | | 3-Ptr | | | Rebounds | | | PF | TP | A | TO | Blk | Stl | Min |
|----------------------------|---------------------|-----------------------|--------|-------------------|--------|---------------------|--------|----------|-----|-----|----|----|---|-----|-----|-----|-----|
| | | FG-FGA | FG-FGA | FT-FTA | FG-FGA | FG-FGA | FT-FTA | Off | Def | Tot | | | | | | | |
| 13 | Coleman, Dan | f 6-13 | 2-3 | 0-0 | 2 | 6 | 8 | 4 | 14 | 0 | 2 | 3 | 0 | 37 | | | |
| 50 | Tollackson, Spencer | c 0-2 | 0-0 | 0-0 | 0 | 1 | 1 | 1 | 0 | 0 | 0 | 0 | 0 | 11 | | | |
| 01 | McKenzie, Lawrence | g 6-14 | 4-9 | 6-11 | 1 | 0 | 1 | 3 | 22 | 2 | 4 | 0 | 0 | 31 | | | |
| 20 | Westbrook, Lawrence | g 2-6 | 0-1 | 4-4 | 2 | 2 | 4 | 3 | 8 | 2 | 3 | 0 | 1 | 25 | | | |
| 33 | Abu-Shamala, Jamal | g 0-0 | 0-0 | 0-0 | 0 | 1 | 1 | 0 | 0 | 0 | 2 | 0 | 1 | 10 | | | |
| 00 | Nolen, Al | 0-2 | 0-0 | 0-0 | 1 | 1 | 2 | 2 | 0 | 3 | 2 | 0 | 1 | 23 | | | |
| 11 | Williams, Jonathan | 3-4 | 0-0 | 0-2 | 0 | 2 | 2 | 3 | 6 | 0 | 3 | 0 | 0 | 26 | | | |
| 24 | Hoffarber, Blake | 0-3 | 0-3 | 0-0 | 1 | 1 | 2 | 0 | 0 | 0 | 0 | 0 | 0 | 12 | | | |
| 34 | Johnson, Damian | 2-5 | 1-3 | 0-0 | 1 | 5 | 6 | 4 | 5 | 0 | 0 | 2 | 1 | 25 | | | |
| Team | | | | | 3 | 0 | 3 | | | | | | | | | | |
| Totals | | 19-49 | 7-19 | 10-17 | 11 | 19 | 30 | 20 | 55 | 7 | 16 | 5 | 4 | 200 | | | |
| FG % 1st Half: 8-21 38.1% | | 2nd half: 11-28 39.3% | | Game: 19-49 38.8% | | Deadball Rebounds 5 | | | | | | | | | | | |
| 3FG % 1st Half: 4-10 40.0% | | 2nd half: 3-9 33.3% | | Game: 7-19 36.8% | | | | | | | | | | | | | |
| FT % 1st Half: 7-11 63.6% | | 2nd half: 3-6 50.0% | | Game: 10-17 58.8% | | | | | | | | | | | | | |

Indiana 69 • 25-5, 14-3

| # | Player | Total | | | 3-Ptr | | | Rebounds | | | PF | TP | A | TO | Blk | Stl | Min |
|----------------------------|--------------------|-----------------------|--------|-------------------|--------|---------------------|--------|----------|-----|-----|----|----|----|-----|-----|-----|-----|
| | | FG-FGA | FG-FGA | FT-FTA | FG-FGA | FG-FGA | FT-FTA | Off | Def | Tot | | | | | | | |
| 03 | White, D.J. | f 7-12 | 1-1 | 2-2 | 2 | 3 | 5 | 1 | 17 | 0 | 2 | 2 | 3 | 34 | | | |
| 22 | Stemler, Lance | f 1-4 | 0-3 | 0-0 | 1 | 2 | 3 | 3 | 2 | 1 | 1 | 0 | 2 | 22 | | | |
| 01 | Bassett, Armon | g 3-11 | 3-9 | 2-2 | 0 | 3 | 3 | 0 | 11 | 3 | 2 | 0 | 0 | 38 | | | |
| 13 | Ellis, Jamarcus | g 4-7 | 0-0 | 2-2 | 5 | 8 | 13 | 3 | 10 | 2 | 0 | 0 | 4 | 34 | | | |
| 23 | Gordon, Eric | g 4-11 | 0-4 | 12-14 | 1 | 2 | 3 | 2 | 20 | 2 | 4 | 2 | 1 | 31 | | | |
| 02 | Thomas, DeAndre | 0-1 | 0-0 | 0-0 | 0 | 1 | 1 | 1 | 0 | 0 | 0 | 0 | 0 | 5 | | | |
| 04 | Finkelmeier, Brett | 0-0 | 0-0 | 0-0 | 0 | 0 | 0 | 0 | 0 | 0 | 0 | 0 | 0 | 1 | | | |
| 05 | Crawford, Jordan | 2-7 | 1-4 | 2-2 | 1 | 1 | 2 | 1 | 7 | 0 | 0 | 0 | 1 | 20 | | | |
| 30 | White, Mike | 0-0 | 0-0 | 0-0 | 0 | 0 | 0 | 0 | 0 | 0 | 0 | 0 | 0 | 1 | | | |
| 34 | Ahfeld, Adam | 0-0 | 0-0 | 0-0 | 0 | 0 | 0 | 0 | 0 | 0 | 0 | 0 | 0 | 1 | | | |
| 44 | Taber, Kyle | 1-1 | 0-0 | 0-0 | 2 | 1 | 3 | 1 | 2 | 0 | 0 | 0 | 0 | 13 | | | |
| Team | | | | | 1 | 0 | 1 | | | | | | | | | | |
| Totals | | 22-54 | 5-21 | 20-22 | 13 | 21 | 34 | 12 | 69 | 8 | 10 | 4 | 11 | 200 | | | |
| FG % 1st Half: 12-30 40.0% | | 2nd half: 10-24 41.7% | | Game: 22-54 40.7% | | Deadball Rebounds 2 | | | | | | | | | | | |
| 3FG % 1st Half: 3-13 23.1% | | 2nd half: 2-8 25.0% | | Game: 5-21 23.8% | | | | | | | | | | | | | |
| FT % 1st Half: 4-4 100.0% | | 2nd half: 16-18 88.9% | | Game: 20-22 90.9% | | | | | | | | | | | | | |

Officials: Ted Hillary, J.D. Collins, Mike Sanzere
Technical fouls: Minnesota-None. Indiana-None.
Attendance: 17346

| Score by periods | 1st | 2nd | Total |
|------------------|-----|-----|-------|
| Minnesota | 27 | 28 | 55 |
| Indiana | 31 | 38 | 69 |

| | In | Off | 2nd | Fast | Break | Bench |
|------|----|-----|-----|------|-------|-------|
| MINN | 22 | 9 | 11 | 2 | 11 | 11 |
| IND | 26 | 14 | 14 | 4 | 9 | 9 |

Least FG - MINN 2nd-00:36, IND 2nd-01:18.
Largest lead - MINN by 3 1st-16:12, IND by 16 2nd-01:08.

Score tied - 3 times.
Lead changed - 3 times.

2007-08 STATISTICS

2007-2008
 Indiana Combined Team Statistics (as of Mar 05, 2008)
 All games

| | | | | |
|----------------------------|----------------|---------------|--------------|----------------|
| RECORD: | OVERALL | HOME | AWAY | NEUTRAL |
| ALL GAMES..... | (25-5) | (17-2) | (7-2) | (1-1) |
| CONFERENCE..... | (14-3) | (8-1) | (6-2) | (0-0) |
| NON-CONFERENCE..... | (11-2) | (9-1) | (1-0) | (1-1) |

| ## Player | GP-GS | Min--Avg | ---TOTAL--- | | ---3-PTS--- | | FT-FTA | Pct | ---REBOUNDS--- | | | | PF | FO | A | TO | Blk | Stl | Pts | Avg |
|------------------------|-------|----------|-------------|------|-------------|------|---------|-------|----------------|-----|-----|------|----|----|-----|-----|-----|-----|-----|------|
| | | | FG-FGA | Pct | 3FG-FGA | Pct | | | Off | Def | Tot | Avg | | | | | | | | |
| 23 Gordon, Eric..... | 29-29 | 993 34.2 | 169-373 | .453 | 66-180 | .367 | 215-252 | .853 | 18 | 77 | 95 | 3.3 | 64 | 0 | 72 | 102 | 19 | 39 | 619 | 21.3 |
| 03 White, D.J..... | 30-30 | 987 32.9 | 192-317 | .606 | 1-3 | .333 | 125-179 | .698 | 89 | 218 | 307 | 10.2 | 76 | 1 | 25 | 61 | 49 | 24 | 510 | 17.0 |
| 01 Bassett, Armon.... | 26-23 | 795 30.6 | 94-207 | .454 | 61-128 | .477 | 47-56 | .839 | 5 | 57 | 62 | 2.4 | 32 | 0 | 83 | 46 | 0 | 21 | 296 | 11.4 |
| 05 Crawford, Jordan... | 27-7 | 668 24.7 | 102-221 | .462 | 29-74 | .392 | 44-59 | .746 | 31 | 53 | 84 | 3.1 | 41 | 0 | 60 | 52 | 3 | 26 | 277 | 10.3 |
| 13 Ellis, Jamarcus.... | 30-28 | 937 31.2 | 76-186 | .409 | 13-54 | .241 | 48-65 | .738 | 53 | 165 | 218 | 7.3 | 82 | 2 | 106 | 75 | 20 | 46 | 213 | 7.1 |
| 22 Stemler, Lance.... | 30-14 | 633 21.1 | 49-122 | .402 | 26-83 | .313 | 13-17 | .765 | 30 | 63 | 93 | 3.1 | 71 | 2 | 20 | 8 | 7 | 25 | 137 | 4.6 |
| 02 Thomas, DeAndre.... | 29-5 | 296 10.2 | 48-100 | .480 | 0-0 | .000 | 11-21 | .524 | 19 | 32 | 51 | 1.8 | 64 | 1 | 13 | 27 | 2 | 10 | 107 | 3.7 |
| 30 White, Mike..... | 20-11 | 283 14.2 | 17-43 | .395 | 0-0 | .000 | 16-24 | .667 | 28 | 27 | 55 | 2.8 | 40 | 0 | 9 | 18 | 2 | 12 | 50 | 2.5 |
| 24 McGee, Brandon.... | 15-0 | 92 6.1 | 10-26 | .385 | 3-16 | .188 | 3-4 | .750 | 6 | 11 | 17 | 1.1 | 8 | 0 | 1 | 10 | 2 | 5 | 26 | 1.7 |
| 20 Ratliff, A.J..... | 9-0 | 102 11.3 | 5-27 | .185 | 4-24 | .167 | 1-2 | .500 | 1 | 11 | 12 | 1.3 | 21 | 2 | 7 | 3 | 2 | 2 | 15 | 1.7 |
| 44 Taber, Kyle..... | 19-3 | 193 10.2 | 9-12 | .750 | 0-0 | .000 | 3-5 | .600 | 19 | 23 | 42 | 2.2 | 11 | 0 | 3 | 3 | 2 | 3 | 21 | 1.1 |
| 32 Holman, Eli..... | 6-0 | 45 7.5 | 2-8 | .250 | 0-0 | .000 | 2-4 | .500 | 5 | 5 | 10 | 1.7 | 7 | 0 | 1 | 3 | 3 | 1 | 6 | 1.0 |
| 34 Ahlfield, Adam..... | 10-0 | 15 1.5 | 0-0 | .000 | 0-0 | .000 | 3-4 | .750 | 1 | 2 | 3 | 0.3 | 1 | 0 | 0 | 0 | 0 | 0 | 3 | 0.3 |
| 04 Finkelmeier, Brett. | 7-0 | 11 1.6 | 0-0 | .000 | 0-0 | .000 | 2-2 | 1.000 | 0 | 0 | 0 | 0.0 | 2 | 0 | 0 | 1 | 0 | 0 | 2 | 0.3 |
| TEAM..... | | | | | | | | | 40 | 47 | 87 | 3.0 | 0 | | 6 | | | | | |

| | | | | | | | | | | | | | | | | | | | | |
|----------------|----|------|----------|------|---------|------|---------|------|-----|-----|------|------|-----|---|-----|-----|-----|-----|------|------|
| Total..... | 30 | 6050 | 773-1642 | .471 | 203-562 | .361 | 533-694 | .768 | 345 | 791 | 1136 | 37.9 | 520 | 8 | 400 | 415 | 111 | 214 | 2282 | 76.1 |
| Opponents..... | 30 | 6050 | 704-1708 | .412 | 208-607 | .343 | 327-514 | .636 | 313 | 605 | 918 | 30.6 | 594 | - | 396 | 410 | 88 | 189 | 1943 | 64.8 |

| TEAM STATISTICS | IND | OPP | DATE | OPPONENT | W/L | SCORE | ATTEND |
|-------------------------|----------|----------|----------|----------------------|--------|--------|--------|
| SCORING..... | 2282 | 1943 | 11/12/07 | CHATTANOOGA | W | 99-79 | 17179 |
| Points per game..... | 76.1 | 64.8 | 11/18/07 | LONGWOOD | W | 100-49 | 17275 |
| Scoring margin..... | +11.3 | - | 11/20/07 | UNC WILMINGTON | W | 95-71 | 17284 |
| FIELD GOALS-ATT..... | 773-1642 | 704-1708 | 11/23/07 | vs Illinois State | W | 70-57 | 4500 |
| Field goal pct..... | .471 | .412 | 11/24/07 | vs Xavier | L | 65-80 | 4900 |
| 3 POINT FG-ATT..... | 203-562 | 208-607 | 11/27/07 | GEORGIA TECH | W | 83-79 | 17230 |
| 3-point FG pct..... | .361 | .343 | 12/1/07 | at Southern Illinois | W | 64-51 | 9345 |
| 3-pt FG made per game.. | 6.8 | 6.9 | 12/3/07 | TENNESSEE STATE | W | 84-72 | 17171 |
| FREE THROWS-ATT..... | 533-694 | 327-514 | 12/8/07 | KENTUCKY | W | 70-51 | 17410 |
| Free throw pct..... | .768 | .636 | 12/15/07 | WESTERN CAROLINA | W | 100-52 | 13143 |
| REBOUNDS..... | 1136 | 918 | 12/22/07 | COPPIN STATE | W | 73-46 | 14366 |
| Rebounds per game..... | 37.9 | 30.6 | 12/29/07 | CHICAGO STATE | W | 97-59 | 16016 |
| Rebounding margin..... | +7.3 | - | *1/2/08 | at Iowa Hawkeyes | W | 79-76 | 9890 |
| ASSISTS..... | 400 | 396 | *1/8/08 | at Michigan | W | 78-64 | 9157 |
| Assists per game..... | 13.3 | 13.2 | *1/13/08 | ILLINOIS | W | 62-58 | 17359 |
| TURNOVERS..... | 415 | 410 | *1/17/08 | at Minnesota | W | 65-60 | 14625 |
| Turnovers per game.... | 13.8 | 13.7 | *1/20/08 | PENN STATE | W | 81-65 | 17357 |
| Turnover margin..... | -0.2 | - | *1/23/08 | IOWA HAWKEYES | W | 65-43 | 17269 |
| Assist/turnover ratio.. | 1.0 | 1.0 | 1/26/08 | CONNECTICUT | L | 63-68 | 17392 |
| STEALS..... | 214 | 189 | *1/31/08 | at Wisconsin | L | 49-62 | 17190 |
| Steals per game..... | 7.1 | 6.3 | *2/3/08 | NORTHWESTERN | W | 75-63 | 17332 |
| BLOCKS..... | 111 | 88 | *2/7/08 | at Illinois | W O2 | 83-79 | 16618 |
| Blocks per game..... | 3.7 | 2.9 | *2/10/08 | at Ohio State | W | 59-53 | 19049 |
| WINNING STREAK..... | 1 | - | *2/13/08 | WISCONSIN | L | 66-68 | 17320 |
| Home win streak..... | 4 | - | *2/16/08 | MICHIGAN STATE | W | 80-61 | 17400 |
| ATTENDANCE..... | 320639 | 128150 | *2/19/08 | PURDUE | W | 77-68 | 17401 |
| Home games-Avg/Game.... | 19-16876 | 9-13194 | *2/23/08 | at Northwestern | W | 85-82 | 8117 |
| Neutral site-Avg/Game.. | - | 2-4700 | *2/26/08 | OHIO STATE | W | 72-69 | 17389 |
| SCORE BY PERIODS: | 1st | 2nd | OT | OT2 | Total | | |
| ----- | ----- | ----- | ----- | ----- | ----- | | |
| Indiana..... | 1094 | 1168 | 6 | 14 | - 2282 | | |
| Opponents..... | 950 | 977 | 6 | 10 | - 1943 | | |

2007-08 BIG TEN STATISTICS

2007-2008

Indiana Combined Team Statistics (as of Mar 05, 2008)
Conference games

| | | | | |
|----------------------------|----------------|--------------|--------------|----------------|
| RECORD: | OVERALL | HOME | AWAY | NEUTRAL |
| ALL GAMES..... | (14-3) | (8-1) | (6-2) | (0-0) |
| CONFERENCE..... | (14-3) | (8-1) | (6-2) | (0-0) |
| NON-CONFERENCE..... | (0-0) | (0-0) | (0-0) | (0-0) |

| ## Player | GP-GS | Min--Avg | ---TOTAL--- | | ---3-PTS--- | | FT-FTA | Pct | ----REBOUNDS---- | | | | PF | FO | A | TO | Blk | Stl | Pts | Avg |
|------------------------|-------|----------|-------------|------|-------------|------|---------|-------|------------------|-----|-----|------|-----|----|-----|-----|-----|-----|------|------|
| | | | FG-FGA | Pct | 3FG-FGA | Pct | | | Off | Def | Tot | Avg | | | | | | | | |
| 23 Gordon, Eric..... | 17-17 | 603 35.5 | 96-216 | .444 | 34-104 | .327 | 122-144 | .847 | 12 | 44 | 56 | 3.3 | 36 | 0 | 42 | 62 | 10 | 19 | 348 | 20.5 |
| 03 White, D.J..... | 17-17 | 598 35.2 | 113-193 | .585 | 1-2 | .500 | 73-105 | .695 | 56 | 125 | 181 | 10.6 | 45 | 1 | 14 | 32 | 22 | 13 | 300 | 17.6 |
| 01 Bassett, Armon.... | 16-13 | 487 30.4 | 55-124 | .444 | 35-78 | .449 | 30-35 | .857 | 3 | 39 | 42 | 2.6 | 20 | 0 | 47 | 28 | 0 | 12 | 175 | 10.9 |
| 05 Crawford, Jordan... | 17-4 | 400 23.5 | 51-120 | .425 | 20-48 | .417 | 19-23 | .826 | 18 | 36 | 54 | 3.2 | 21 | 0 | 32 | 37 | 3 | 12 | 141 | 8.3 |
| 13 Ellis, Jamarcus.... | 17-16 | 531 31.2 | 42-104 | .404 | 6-30 | .200 | 26-33 | .788 | 32 | 84 | 116 | 6.8 | 48 | 0 | 52 | 34 | 7 | 31 | 116 | 6.8 |
| 22 Stemler, Lance.... | 17-8 | 336 19.8 | 21-56 | .375 | 12-44 | .273 | 4-6 | .667 | 16 | 33 | 49 | 2.9 | 39 | 1 | 9 | 3 | 5 | 6 | 58 | 3.4 |
| 02 Thomas, DeAndre.... | 16-1 | 120 7.5 | 15-33 | .455 | 0-0 | .000 | 3-6 | .500 | 4 | 18 | 22 | 1.4 | 31 | 0 | 6 | 12 | 0 | 4 | 33 | 2.1 |
| 20 Ratliff, A.J..... | 8-0 | 97 12.1 | 5-27 | .185 | 4-24 | .167 | 1-2 | .500 | 1 | 9 | 10 | 1.3 | 20 | 2 | 7 | 3 | 2 | 2 | 15 | 1.9 |
| 44 Taber, Kyle..... | 11-3 | 154 14.0 | 7-9 | .778 | 0-0 | .000 | 2-2 | 1.000 | 12 | 15 | 27 | 2.5 | 8 | 0 | 2 | 1 | 2 | 16 | 1.5 | |
| 24 McGee, Brandon.... | 5-0 | 6 1.2 | 3-6 | .500 | 1-3 | .333 | 0-0 | .000 | 0 | 0 | 0 | 0.0 | 0 | 0 | 0 | 1 | 0 | 0 | 7 | 1.4 |
| 30 White, Mike..... | 12-6 | 113 9.4 | 5-14 | .357 | 0-0 | .000 | 0-3 | .000 | 7 | 15 | 22 | 1.8 | 17 | 0 | 4 | 10 | 1 | 6 | 10 | 0.8 |
| 04 Finkelmeier, Brett. | 3-0 | 2 0.7 | 0-0 | .000 | 0-0 | .000 | 0-0 | .000 | 0 | 0 | 0 | 0.0 | 0 | 0 | 0 | 0 | 0 | 0 | 0 | 0.0 |
| 34 Ahlfeld, Adam..... | 4-0 | 3 0.8 | 0-0 | .000 | 0-0 | .000 | 0-0 | .000 | 0 | 0 | 0 | 0.0 | 0 | 0 | 0 | 0 | 0 | 0 | 0 | 0.0 |
| TEAM..... | | | | | | | | | 22 | 19 | 41 | 2.6 | 0 | | 5 | | | | | |
| Total..... | 17 | 3450 | 413-902 | .458 | 113-333 | .339 | 280-359 | .780 | 183 | 437 | 620 | 36.5 | 285 | 4 | 215 | 229 | 51 | 107 | 1219 | 71.7 |
| Opponents..... | 17 | 3450 | 405-960 | .422 | 134-383 | .350 | 185-287 | .645 | 167 | 347 | 514 | 30.2 | 315 | - | 242 | 195 | 54 | 104 | 1129 | 66.4 |

| TEAM STATISTICS | IND | OPP | DATE | OPPONENT | W/L | SCORE | ATTEND |
|-------------------------|---------|---------|-----------|-------------------|------|--------|--------|
| SCORING..... | 1219 | 1129 | *1/2/08 | at Iowa Hawkeyes | W | 79-76 | 9890 |
| Points per game..... | 71.7 | 66.4 | *1/8/08 | at Michigan | W | 78-64 | 9157 |
| Scoring margin..... | +5.3 | - | *1/13/08 | ILLINOIS | W | 62-58 | 17359 |
| FIELD GOALS-ATT..... | 413-902 | 405-960 | *1/17/08 | at Minnesota | W | 65-60 | 14625 |
| Field goal pct..... | .458 | .422 | *1/20/08 | PENN STATE | W | 81-65 | 17357 |
| 3 POINT FG-ATT..... | 113-333 | 134-383 | *1/23/08 | IOWA HAWKEYES | W | 65-43 | 17269 |
| 3-point FG pct..... | .339 | .350 | *1/31/08 | at Wisconsin | L | 49-62 | 17190 |
| 3-pt FG made per game.. | 6.6 | 7.9 | *2/3/08 | NORTHWESTERN | W | 75-63 | 17332 |
| FREE THROWS-ATT..... | 280-359 | 185-287 | *2/7/08 | at Illinois | W O2 | 83-79 | 16618 |
| Free throw pct..... | .780 | .645 | *2/10/08 | at Ohio State | W | 59-53 | 19049 |
| REBOUNDS..... | 620 | 514 | *2/13/08 | WISCONSIN | L | 66-68 | 17320 |
| Rebounds per game..... | 36.5 | 30.2 | *2/16/08 | MICHIGAN STATE | W | 80-61 | 17400 |
| Rebounding margin..... | +6.2 | - | *2/19/08 | PURDUE | W | 77-68 | 17401 |
| ASSISTS..... | 215 | 242 | *2/23/08 | at Northwestern | W | 85-82 | 8117 |
| Assists per game..... | 12.6 | 14.2 | *2/26/08 | OHIO STATE | W | 72-69 | 17389 |
| TURNOVERS..... | 229 | 195 | *03/02/08 | at Michigan State | L | 74-103 | 14759 |
| Turnovers per game.... | 13.5 | 11.5 | *03/05/08 | MINNESOTA | W | 69-55 | 17346 |
| Turnover margin..... | -2.0 | - | | | | | |
| Assist/turnover ratio.. | 0.9 | 1.2 | | | | | |
| STEALS..... | 107 | 104 | | | | | |
| Steals per game..... | 6.3 | 6.1 | | | | | |
| BLOCKS..... | 51 | 54 | | | | | |
| Blocks per game..... | 3.0 | 3.2 | | | | | |
| WINNING STREAK..... | 1 | - | | | | | |
| Home win streak..... | 4 | - | | | | | |
| ATTENDANCE..... | 156173 | 109405 | | | | | |
| Home games-Avg/Game.... | 9-17353 | 8-13676 | | | | | |
| Neutral site-Avg/Game.. | - | 0-0 | | | | | |

| SCORE BY PERIODS: | 1st | 2nd | OT | OT2 | Total |
|-------------------|-----|-----|----|-----|--------|
| Indiana..... | 566 | 633 | 6 | 14 | - 1219 |
| Opponents..... | 550 | 563 | 6 | 10 | - 1129 |

TEAM GAME BY GAME

TEAM STATISTICS

| Opponent | Date | Score | W/L | ---TOTAL--- | | --3-PTRS-- | | FT-FTA | | ----REBOUNDS---- | | | | PF | A | TO | Blk | Stl | Pts--- | Avg |
|------------------|----------|--------|-----|-------------|------|------------|------|---------|------|------------------|-----|-----|------|-----|-----|-----|-----|-----|--------|------|
| | | | | FG-FGA | Pct | 3FG-FGA | Pct | Off | Def | Tot | Avg | | | | | | | | | |
| CHATANOOGA | 11/12/07 | 99-79 | W | 31-56 | .554 | 14-25 | .560 | 23-31 | .742 | 5 | 27 | 32 | 32.0 | 18 | 20 | 13 | 4 | 7 | 99 | 99.0 |
| LONGWOOD | 11/18/07 | 100-49 | W | 38-65 | .585 | 11-18 | .611 | 13-19 | .684 | 9 | 37 | 46 | 39.0 | 18 | 22 | 12 | 2 | 11 | 100 | 99.5 |
| UNC WILMINGTON | 11/20/07 | 95-71 | W | 32-53 | .604 | 7-16 | .438 | 24-28 | .857 | 4 | 21 | 25 | 34.3 | 16 | 14 | 16 | 1 | 10 | 95 | 98.0 |
| GEORGIA TECH | 11/27/07 | 83-79 | W | 24-49 | .490 | 7-18 | .389 | 28-38 | .737 | 11 | 26 | 37 | 35.0 | 20 | 10 | 17 | 4 | 7 | 83 | 94.2 |
| TENNESSEE STATE | 12/3/07 | 84-72 | W | 26-55 | .473 | 4-16 | .250 | 28-36 | .778 | 16 | 25 | 41 | 36.2 | 17 | 14 | 19 | 6 | 9 | 84 | 92.2 |
| KENTUCKY | 12/8/07 | 70-51 | W | 22-47 | .468 | 4-9 | .444 | 22-32 | .688 | 11 | 26 | 37 | 36.3 | 19 | 10 | 15 | 2 | 8 | 70 | 88.5 |
| WESTERN CAROLINA | 12/15/07 | 100-52 | W | 36-66 | .545 | 8-28 | .286 | 20-31 | .645 | 21 | 29 | 50 | 38.3 | 17 | 16 | 10 | 4 | 12 | 100 | 90.1 |
| COPPIN STATE | 12/22/07 | 73-46 | W | 21-46 | .457 | 4-16 | .250 | 27-35 | .771 | 14 | 22 | 36 | 38.0 | 15 | 12 | 14 | 6 | 9 | 73 | 88.0 |
| CHICAGO STATE | 12/29/07 | 97-59 | W | 34-72 | .472 | 8-18 | .444 | 21-23 | .913 | 19 | 37 | 56 | 40.0 | 10 | 17 | 17 | 11 | 11 | 97 | 89.0 |
| ILLINOIS | 1/13/08 | 62-58 | W | 19-49 | .388 | 6-21 | .286 | 18-25 | .720 | 9 | 24 | 33 | 39.3 | 21 | 6 | 12 | 6 | 2 | 62 | 86.3 |
| PENN STATE | 1/20/08 | 81-65 | W | 29-51 | .569 | 11-23 | .478 | 12-17 | .706 | 6 | 23 | 29 | 38.4 | 15 | 18 | 10 | 2 | 6 | 81 | 85.8 |
| IOWA HAWKEYES | 1/23/08 | 65-43 | W | 25-47 | .532 | 3-14 | .214 | 12-18 | .667 | 5 | 25 | 30 | 37.7 | 17 | 13 | 14 | 3 | 10 | 65 | 84.1 |
| CONNECTICUT | 1/26/08 | 63-68 | L | 23-62 | .371 | 11-20 | .550 | 6-8 | .750 | 9 | 19 | 28 | 36.9 | 21 | 13 | 9 | 2 | 8 | 63 | 82.5 |
| NORTHWESTERN | 2/3/08 | 75-63 | W | 24-52 | .462 | 10-30 | .333 | 17-21 | .810 | 18 | 21 | 39 | 37.1 | 10 | 16 | 11 | 4 | 4 | 75 | 81.9 |
| WISCONSIN | 2/13/08 | 66-68 | L | 24-51 | .471 | 3-13 | .231 | 15-20 | .750 | 8 | 23 | 31 | 36.7 | 14 | 6 | 5 | 4 | 5 | 66 | 80.9 |
| MICHIGAN STATE | 2/16/08 | 80-61 | W | 31-57 | .544 | 8-18 | .444 | 10-11 | .909 | 6 | 22 | 28 | 36.1 | 15 | 15 | 10 | 1 | 10 | 80 | 80.8 |
| PURDUE | 2/19/08 | 77-68 | W | 20-42 | .476 | 7-11 | .636 | 30-34 | .882 | 9 | 37 | 46 | 36.7 | 17 | 14 | 23 | 4 | 4 | 77 | 80.6 |
| OHIO STATE | 2/26/08 | 72-69 | W | 24-61 | .393 | 5-25 | .200 | 19-24 | .792 | 17 | 22 | 39 | 36.8 | 10 | 10 | 13 | 2 | 8 | 72 | 80.1 |
| MINNESOTA | 03/05/08 | 69-55 | W | 22-54 | .407 | 5-21 | .238 | 20-22 | .909 | 13 | 21 | 34 | 36.7 | 12 | 8 | 10 | 4 | 11 | 69 | 79.5 |
| Indiana | | 1511 | | 505-1035 | .488 | 136-360 | .378 | 365-473 | .772 | 210 | 487 | 697 | 36.7 | 302 | 254 | 250 | 72 | 152 | 1511 | 79.5 |
| Opponents | | 1176 | | 432-1062 | .407 | 130-366 | .355 | 182-283 | .643 | 188 | 370 | 558 | 29.4 | 388 | 213 | 295 | 48 | 116 | 1176 | 61.9 |

Games played: 19
 Points/game: 79.5
 FG Pct: 48.8
 3FG Pct: 37.8
 FT Pct: 77.2

Rebounds/game: 36.7
 Assists/game: 13.4
 Turnovers/game: 13.2
 Assist/turnover ratio: 1.0
 Steals/game: 8.0
 Blocks/game: 3.8

OPPONENT GAME BY GAME

OPPONENT STATISTICS

| Opponent | Date | Score | W/L | ---TOTAL--- | | --3-PTRS-- | | FT-FTA | | Pct | | ----REBOUNDS---- | | | | PF | A | TO | Blk | Stl | Pts---Avg |
|------------------|----------|--------|-----|-------------|------|------------|------|---------|------|-----|-----|------------------|------|-----|-----|-----|----|-----|------|------|-----------|
| | | | | FG-FGA | Pct | 3FG-FGA | Pct | Off | Def | Tot | Avg | | | | | | | | | | |
| CHATTANOOGA | 11/12/07 | 99-79 | W | 31-67 | .463 | 9-30 | .300 | 8-16 | .500 | 12 | 22 | 34 | 34.0 | 22 | 15 | 16 | 3 | 9 | 79 | 79.0 | |
| LONGWOOD | 11/18/07 | 100-49 | W | 16-62 | .258 | 5-21 | .238 | 12-18 | .667 | 12 | 21 | 33 | 33.5 | 18 | 11 | 16 | 0 | 4 | 49 | 64.0 | |
| UNC WILMINGTON | 11/20/07 | 95-71 | W | 24-54 | .444 | 8-20 | .400 | 15-16 | .938 | 9 | 19 | 28 | 31.7 | 24 | 14 | 26 | 0 | 7 | 71 | 66.3 | |
| GEORGIA TECH | 11/27/07 | 83-79 | W | 31-66 | .470 | 6-16 | .375 | 11-20 | .550 | 15 | 17 | 32 | 31.8 | 24 | 17 | 13 | 3 | 7 | 79 | 69.5 | |
| TENNESSEE STATE | 12/3/07 | 84-72 | W | 27-56 | .482 | 8-18 | .444 | 10-14 | .714 | 6 | 18 | 24 | 30.2 | 29 | 14 | 18 | 7 | 16 | 72 | 70.0 | |
| KENTUCKY | 12/8/07 | 70-51 | W | 19-49 | .388 | 4-16 | .250 | 9-16 | .563 | 9 | 20 | 29 | 30.0 | 25 | 9 | 19 | 2 | 4 | 51 | 66.8 | |
| WESTERN CAROLINA | 12/15/07 | 100-52 | W | 19-55 | .345 | 5-19 | .263 | 9-15 | .600 | 11 | 13 | 24 | 29.1 | 24 | 11 | 21 | 1 | 3 | 52 | 64.7 | |
| COPPIN STATE | 12/22/07 | 73-46 | W | 16-48 | .333 | 3-7 | .429 | 11-12 | .917 | 10 | 17 | 27 | 28.9 | 24 | 4 | 17 | 1 | 8 | 46 | 62.4 | |
| CHICAGO STATE | 12/29/07 | 97-59 | W | 24-67 | .358 | 11-29 | .379 | 0-5 | .000 | 8 | 18 | 26 | 28.6 | 17 | 10 | 18 | 4 | 7 | 59 | 62.0 | |
| ILLINOIS | 1/13/08 | 62-58 | W | 20-48 | .417 | 5-18 | .278 | 13-21 | .619 | 8 | 25 | 33 | 29.0 | 19 | 13 | 11 | 0 | 2 | 58 | 61.6 | |
| PENN STATE | 1/20/08 | 81-65 | W | 24-54 | .444 | 8-16 | .500 | 9-14 | .643 | 8 | 19 | 27 | 28.8 | 17 | 9 | 12 | 1 | 7 | 65 | 61.9 | |
| IOWA HAWKEYES | 1/23/08 | 65-43 | W | 15-44 | .341 | 5-17 | .294 | 8-14 | .571 | 7 | 21 | 28 | 28.8 | 17 | 6 | 20 | 1 | 5 | 43 | 60.3 | |
| CONNECTICUT | 1/26/08 | 63-68 | L | 23-53 | .434 | 4-6 | .667 | 18-26 | .692 | 13 | 31 | 44 | 29.9 | 11 | 10 | 14 | 3 | 2 | 68 | 60.9 | |
| NORTHWESTERN | 2/3/08 | 75-63 | W | 23-48 | .479 | 10-20 | .500 | 7-9 | .778 | 5 | 12 | 17 | 29.0 | 20 | 18 | 9 | 1 | 3 | 63 | 61.1 | |
| WISCONSIN | 2/13/08 | 66-68 | L | 27-63 | .429 | 11-26 | .423 | 3-5 | .600 | 13 | 19 | 32 | 29.2 | 16 | 11 | 9 | 2 | 1 | 68 | 61.5 | |
| MICHIGAN STATE | 2/16/08 | 80-61 | W | 21-45 | .467 | 7-14 | .500 | 12-16 | .750 | 5 | 21 | 26 | 29.0 | 17 | 9 | 19 | 4 | 8 | 61 | 61.5 | |
| PURDUE | 2/19/08 | 77-68 | W | 25-72 | .347 | 7-29 | .241 | 11-21 | .524 | 14 | 16 | 30 | 29.1 | 26 | 10 | 5 | 2 | 14 | 68 | 61.9 | |
| OHIO STATE | 2/26/08 | 72-69 | W | 28-62 | .452 | 7-25 | .280 | 6-8 | .750 | 12 | 22 | 34 | 29.3 | 18 | 15 | 16 | 8 | 5 | 69 | 62.3 | |
| MINNESOTA | 03/05/08 | 69-55 | W | 19-49 | .388 | 7-19 | .368 | 10-17 | .588 | 11 | 19 | 30 | 29.4 | 20 | 7 | 16 | 5 | 4 | 55 | 61.9 | |
| Opponents | | 1176 | | 432-1062 | .407 | 130-366 | .355 | 182-283 | .643 | 188 | 370 | 558 | 29.4 | 388 | 213 | 295 | 48 | 116 | 1176 | 61.9 | |
| Indiana | | 1511 | | 505-1035 | .488 | 136-360 | .378 | 365-473 | .772 | 210 | 487 | 697 | 36.7 | 302 | 254 | 250 | 72 | 152 | 1511 | 79.5 | |

Games played: 19
Points/game: 61.9
FG Pct: 40.7
3FG Pct: 35.5
FT Pct: 64.3

Rebounds/game: 29.4
Assists/game: 11.2
Turnovers/game: 15.5
Assist/turnover ratio: 0.7
Steals/game: 6.1
Blocks/game: 2.5

THE LAST TIME

Team

IU ranked in A.P. top 25:.....18, Currently
IU ranked in Coaches' top 25:.....17, Currently
 Played A.P. No. 1 team:2/4/06, vs. Connecticut (L, 88-80)
 Defeated A.P. No. 1 team:3/21/02, vs. Duke, 74-73
Defeated team ranked 2-10 by A.P.:.....2/16/08, Michigan State (9), 80-61
 Defeated A.P. top 25 on the road:1/13/02, at Iowa (13), 77-66

Indiana Individuals

Had a triple-double:Steve Downing 28 pts., 17 rebs., 10 blks.,
 vs. Michigan, 2/23/71
Had a double-double:.....Jamarcus Ellis 10 pts., 13 reb., vs. Minnesota, 3/5/08
 Had 30-plus points and 10-plus rebounds:.....Rod Wilmont (31 pts., 12 reb.)
at Northwestern, 2/28/07
Five players in double figures:.....Eric Gordon (30), Armon Bassett (19),
Jordan Crawford (15), D.J. White (12) and DeAndre Thomas (11)
vs. UNC Wilmington, 11/20/07
Six players in double figures:.....Eric Gordon (21), Jordan Crawford (16),
Armon Bassett (14), D.J. White (12),
Lance Stemler (12) and DeAndre Thomas (10)
vs. Longwood, 11/18/07
Scored 30-39 points:.....30, Eric Gordon vs. UNC Wilmington, 11/20/07
Scored 40-49 points:.....41, Alan Henderson at Michigan State, 3/9/94

Two or more Hoosiers score 20-29 points in the same game:

.....Armon Bassett (24) and Jordan Crawford (21), at Northwestern, 2/23/08
 Perfect beyond 3-point line (5 att.):.....6-6, Robert Vaden at Ball State, 12/31/05
Perfect at FT line (10 att.):.....14-14, Eric Gordon vs. Chicago State, 12/29/07
Had 20+ Rebounds:.....22, D.J. White at Michigan, 1/8/08
Had 15-19 Rebounds:.....15, D.J. White vs. Purdue, 2/19/08
Had 10 or more assists:.....10, Jamarcus Ellis vs. Tennessee State, 12/3/07
 Had 6 or more steals:.....6, Earl Calloway vs. San Diego State, 3/18/06
 Had 5 or more blocked shots:.....5, D.J. White vs. Purdue, 1/10/07

Team Field Goal Shooting

Shot 50 percent or better:.....561, at Northwestern, 2/23/08
Shot 60 percent or better:.....604, vs. UNC Wilmington, 11/20/07
 Shot 70 percent or better:.....702, vs. Wisconsin, 2/24/01
Made 30-39 field goals:.....31, vs. Michigan State, 2/16/08
 Made 40-49 field goals:.....45, vs. Buffalo, 12/10/99
 Made 50 or more field goals:.....52, vs. South Dakota, 11/27/76
Attempted 60-69 field goals:.....61, at Michigan State, 3/2/08
Attempted 70-79 field goals:.....72, vs. Chicago State, 12/29/07
 Attempted 80-89 field goals:.....83, vs. Buffalo, 12/10/99
 Attempted 90 or more field goals:.....92, vs. Iowa, 1/11/75

Team 3-Point Shooting

Shot 50 percent or better:.....636 (7-11), vs. Purdue, 2/19/08
Shot 60 percent or better:.....636 (7-11), vs. Purdue, 2/19/08
 Shot 70 percent or better:.....714 (5-7), vs. Butler, 12/23/05
 Shot 80 percent or better:.....889 (8-9), vs. San Francisco, 12/20/98
Made 10-14 3-point field goals:.....11, at Illinois, 2/7/08
 Made 15 or more 3-point field goals:.....17, vs. Penn State, 3/3/07
Attempted 20-29 3-point field goals:.....21, vs. Minnesota, 3/5/08
Attempted 30-39 3-point field goals:.....30, vs. Northwestern, 2/3/08

Team Free Throw Shooting

Shot 80 percent or better:.....909 (20-22), vs. Minnesota, 3/5/08
Shot 90 percent or better:.....909 (20-22), vs. Minnesota, 3/5/08
Shot 100 percent:.....1,000 (7-7), at Ohio State, 2/10/08
Made 20-29 free throws:.....20, vs. Minnesota, 3/5/08
Made 30-39 free throws:.....30, at Northwestern, 2/123/08
 Made 40 or more free throws:.....43, vs. Ohio State, 1/4/87
Attempted 10 or fewer free throws:.....8, vs. UCONN, 1/26/08
Attempted 30-39 free throws:.....37, at Northwestern, 2/23/08
 Attempted 40-49 free throws:.....44, vs. Ohio State, 2/19/00
 Attempted 50-59 free throws:.....52, vs. Ohio State, 2/8/97
 Attempted 60 or more free throws:.....60, vs. Michigan, 2/15/65

Team Scoring

Scored 80-89 points:.....85, at Northwestern, 2/23/08
Scored 90-99 points:.....97, vs. Chicago State, 12/29/07
Scored 100-109 points:.....100, vs. Western Carolina, 12/15/07
 Scored 110 or more points:.....110, vs. Iowa, 3/12/95

Team Rebounding

Had 40-49 rebounds:.....46, vs. Purdue, 2/19/08
Had 50-59 rebounds:.....51, at Michigan, 1/8/08
 Had 60 or more rebounds:.....66, vs. Illinois, 2/9/74

Team Assists

Had 20-29 assists:.....22, vs. Longwood, 11/18/07
 Had 30 or more assists:.....31, at Alaska Anchorage, 11/21/01

Team Blocked Shots

Had 10 or more blocked shots:.....11, vs. Chicago State, 12/29/07

Team Steals

Had 10 or more steals:.....11, vs. Minnesota, 2/5/08
 Had 15 or more steals:.....15, vs. Michigan, 2/11/01

MISCELLANEOUS

Two IU players had a double-double in the same game:
12/3/07 - D.J. White (29 points, 13 rebounds), Jamarcus Ellis (10 points, 10 assists)
 vs. Tennessee State

Three players scored 20 or more points in the same game:

12/22/06 - Lance Stemler (21 pts.), Earl Calloway (21 pts.), Armon Bassett (20 pts.) vs. IUPUI

IU player had double digit assists in consecutive games:

Jamal Meeks (12/1/90 – 12 assists and 12/4/90 – 11 assists)

IU player led the team in points, rebounds and assists in the same game:

11/13/06 - Earl Calloway (22 points, five rebounds and nine assists vs. Lafayette)

IU player scored 30 points in consecutive games:

Eric Gordon, November 20 and 24 (30 points vs. UNC-Wilmington, 31 points vs. Illinois State)

IU player had 20 points and 20 rebounds in a game

D.J. White, 21-points, 22 rebounds at Michigan, 1/8/08

IU player scored 30 points or more in 4 straight games

George McGinnis, Twice in 1971

IU player Made 10 consecutive 3-pointers

.....12/23/05 - 1/3/06 Robert Vaden (12 straight over three-game stretch)

IU played OT:.....2/7/08 at Illinois, W 83-79

IU played 20T:.....2/7/08 at Illinois, W 83-79

IU played 30T:.....2/16/87 at Wisconsin, W, 86-85

IU played 40T:.....Never

IU shot 60 percent from the floor in a half:.....1/20/08 vs. Penn State
(Second Half - .630 - 17-of-27)

IU shot 70 percent from the floor in a half:.....3/1/06 at Purdue
(Second Half - .714 - 15-of-21)

IU shot less than 30 percent from the floor in a half:.....1/26/08 vs. UCONN
(First Half - .276 - 8-of-29)

IU shot less than 40 percent from the floor in a half:.....3/2/08 at Michigan State
(First Half - .355 - 11-of-31)

IU failed to make at least one 3-pointer:.....3/9/01 vs. Wisconsin, Big Ten Tourney

An opponent failed to make a free throw.....12/29/07, Chicago State (0/5)

IU had four players play at least 40 minutes in a single game:

2/7/08 at Illinois, (D.J. White (48), Eric Gordon (45), Jamarcus Ellis (43) and Armon Bassett (42)

IU had five players play at least 40 minutes in a single game:

1/15/05 at Purdue, (Bracey Wright (48), D.J. White (46), Marshall Strickland (46), Robert Vaden (45) and A.J. Ratliff (40))

Overcame a deficit with five minutes left:

2/7/08 at Illinois (trailing 59-54 and won 83-79)

Overcame a halftime deficit in two consecutive games:

3/4/06 at Michigan (trailing 30-27 and won 69-67) and 3/10/06 vs. Wisconsin (trailing 19-15 and won 61-56)

Overcame a halftime deficit in two consecutive road games:

3/1/06 at Purdue (trailing 27-25 and won 70-59) and 3/4/06 at Michigan (trailing 30-27 and won 69-67)

Overcame a halftime deficit in three consecutive games:

3/1/06 at Purdue (trailing 27-25 and won 70-59), 3/4/06 at Michigan (trailing 30-27 and won 69-67) and 3/10/06 vs. Wisconsin (trailing 19-15 and won 61-56)

INTERIM HEAD COACH DAN DAKICH



Former Indiana player and assistant coach **Dan Dakich** was named interim head coach of the Hoosiers on February 22. He returned to Bloomington this past summer as Director of Basketball Op-

erations and was named an assistant coach in October.

The Indiana native began a 16-year association with the IU program in the fall of 1981 after graduating from Andrean High School in Merrillville.

He played for the Hoosiers and Coach Bob Knight from 1982-85 and was a team captain during his junior and senior seasons as the Hoosiers finished with an 84-39 record during his career. As a player, he helped Indiana win one Big Ten title, earn three NCAA Tournament berths and finish as the NIT runner-up his senior season. As a junior, he was named All-Tournament at the Indiana Classic and as a senior he earned similar accolades at the Hoosier Classic. He is best remembered for his excellent defensive effort against Michael Jordan in Indiana's upset of North Carolina in the 1984 NCAA East Regional.

Dakich also spent 12 seasons on the IU coaching staff under Coach Knight from 1985-97. Dakich helped the Indiana program win 73.7 percent (283-101) of its games over the 12 years he served as an assistant coach while the Hoosiers

| THE DAKICH FILE | |
|---------------------------------------|--|
| PERSONAL | |
| Date of Birth | August 17, 1962 |
| Hometown | Merrillville, Indiana |
| Wife | Jackie |
| Children | Andrew, Laura |
| High School | Andrean High School Merrillville, Indiana (1981) |
| College | Indiana University 1985, Bloomington, Indiana B.A., Telecommunications |
| COACHING EXPERIENCE | |
| Indiana University | |
| 1985-87 | Graduate Assistant Coach |
| Indiana University | |
| 1987-97 | Assistant Coach |
| Bowling Green State University | |
| 1997-07 | Head Coach |
| Indiana University | |
| 2007 | Director of Basketball Operations |
| 2007-08 | Assistant Coach |
| 2008 | Interim Head Coach |

were winning over 70 percent of their Big Ten contests. He was a graduate assistant from 1985-87 before being named full-time prior to the 1987-88 campaign.

The Hoosiers won a national title in 1987 and earned a spot in the NCAA Tournament in each of his 12 seasons on the staff. IU also captured four Big Ten titles while finishing third or better in nine of his 12 years.

He also coached six All-Americans and three national Player of the Year candidates, including

1993 Player of the Year Calbert Cheaney, worked with three Big Ten MVPs, and academically, graduated every four-year player to go through the program (Dakich was the academic monitor on the IU basketball staff his last seven years).

He also coached 10 players at IU who have played in the NBA.

Dakich returns to Bloomington after spending the last 10 years as the men's basketball coach at Bowling Green. At BGSU, he tied for third all-time in victories among Falcon coaches with 156 and also was just one of three coaches in school history to post four 18-plus win seasons or more in men's basketball. He saw 22 of 25 seniors complete their degree requirements and had 12 former players sign professional contracts, including former Indiana Pacers guard Keith McLeod. In addition, he had two players earn MAC Player of the Year honors and three lead the league in scoring during his tenure.

His 2000 squad won the regular season MAC title and played in the NIT and in 2002 his team advanced to the MAC Tournament title game and also played in the NIT. Dakich also was heavily involved in community activities. He ran the Junior Falcons basketball program, a league for children ages 7 thru 14. He also was involved with the United Way, Cherry Street Mission and Make-A-Wish program.

Dakich, who was one of 16 former prep players chosen for the 2006 Indiana Basketball Hall of Fame High School Silver Anniversary team, is a 1985 graduate of IU with a degree in telecommunications. He and his wife, Jackie, have a son, Andrew (13), and a daughter, Laura (10).

Head Coach: Bowling Green State University

| Year | Overall |
|--------------|------------------------|
| 1997-98 | 10-16 |
| 1998-99 | 18-10 |
| 1999-00 | 22-8 (MAC CHAMPS, NIT) |
| 2000-01 | 15-14 |
| 2001-02 | 24-9 (NIT) |
| 2002-03 | 13-16 |
| 2003-04 | 14-17 |
| 2004-05 | 18-11 |
| 2005-06 | 9-21 |
| 2006-07 | 13-18 |
| Total | 156-140 |

Interim Head Coach: Indiana University

| Year | Overall | Big Ten |
|---------|---------|---------|
| 2007-08 | 3-1 | 3-1 |

Overall Total 159-141 3-1

ASSISTANT HEAD COACH RAY McCALLUM



Indiana native **Ray McCallum** was named Assistant Head Coach on February 22, in the middle of his second year at Indiana.

The Ball State graduate has more than 20 years of coach-

ing experience, including two stints as a head coach at the Division I level. Additionally, McCallum spent the two years prior to Indiana as an assistant coach at Oklahoma.

McCallum has helped IU and OU to a combined 66-28 record and three NCAA Tournament appearances and has helped land top-10 recruiting classes at both schools. Prior to going to OU, McCallum was the head coach at Houston from 2000-04.

In 2001-02, he led the Cougars to an 18-15 mark and a berth in the NIT, Houston's first postseason tournament appearance since the 1992-93 season. Houston finished 9-7 in Conference USA's National Division that year, and advanced to the league's tournament semifinal for the first time.

During his stay in UH, McCallum played an integral role in the development of Andre Owens, who is with the Indiana Pacers. Overall, he has coached eight NBA players during their collegiate career.

McCallum made his head coaching debut at Ball State, where the Cardinals posted a 126-76 record from 1993-00. McCallum directed Ball State to two NCAA Tournament appearances and an NIT berth and became the first coach in Ball

THE McCALLUM FILE

PERSONAL

Date of Birth March 6, 1961
Hometown West Memphis, Ark. (Raised in Muncie, Ind.)
Wife Wendy
Children Brittany, Ray Michael
High School Muncie Central Muncie, Ind. (1979)
College Ball State University Muncie, Ind., 1983 B.S., Industrial Technology

COACHING EXPERIENCE

Ball State University 1983-84 Volunteer Assistant Coach
University of Wisconsin 1984-93 Assistant Coach
University Michigan 1993 Assistant Coach
Ball State University 1993-2000 Head Coach
University of Houston 2000-04 Head Coach
University of Oklahoma 2004-06 Assistant Coach
Indiana University 2006-07 Assistant Coach
 2008 Assistant Head Coach

State history to post seven consecutive winning seasons.

In 1999-2000, McCallum directed the Cardinals to a 22-9 record and the Mid-American Conference's (MAC) Western Division championship. Ball State captured the MAC Tournament title that year to earn an automatic NCAA Tournament bid. When he left BSU, his .624 winning percentage rated as fourth-best in the 53-year history of the MAC.

During his head coaching career at Ball State, McCallum recruited and coached Bonzi Wells, who has had a long NBA career. McCallum briefly joined the coaching staff at Michigan in 1993 before accepting the Ball State head coaching job.

McCallum started his full-time coaching career as an assistant at Wisconsin in 1984. The Badgers had won only 63 games the six seasons before McCallum joined the program. He helped reverse the trend when the Badgers were selected to play in the 1989 NIT -- Wisconsin's first postseason tournament showing since the 1947 NCAA Tournament.

One of the most illustrious players in Ball State history, McCallum graduated as the MAC's all-time scoring leader and became the first BSU athlete to have his jersey retired in any sport. McCallum led his team in scoring all four years.

In 1979-80, he garnered MAC Freshman of the Year recognition and earned second-team all-conference honors. He picked up All-MAC First Team and MAC All-Tournament Team accolades in each of the 1980-81, 1981-82 and 1982-83 seasons, and was tabbed the 1981 MAC Tournament MVP and the 1982-83 MAC Player of the Year.

McCallum also earned the Frances Pomeroy Naismith Award as the nation's most outstanding collegiate senior 6-feet or under in 1983. Later that year, he was selected by the Indiana Pacers in the NBA Draft.

Born in West Memphis, Ark., and raised in Muncie, Ind., McCallum won Indiana state titles at Muncie Central High School in 1978 and '79 before earning his Ball State degree in industrial technology, and his wife, Wendy, are the parents of a daughter, Brittany, and a son, Ray Michael.


Head Coach: Ball State

| Year | Overall |
|-----------|---------|
| 1993-94 | 16-12 |
| 1994-95 | 19-11 |
| 1995-96 | 16-12 |
| 1996-97 | 16-13 |
| 1997-98 | 21-8 |
| 1998-99 | 16-11 |
| 1999-2000 | 22-9 |

Head Coach: Houston

| Year | Overall |
|--------------|--------------|
| 2000-01 | 9-20 |
| 2001-02 | 18-15 |
| 2002-03 | 8-20 |
| 2003-04 | 9-18 |
| Total | 44-73 |

Total 126-76



ARMON BASSETT

1 | **GUARD • 6-1 • 176 • SOPHOMORE**
TERRE HAUTE, IND.
SOUTH/HARGRAVE (VA.) MILITARY ACADEMY



Preseason Honors: Named third-team All-Big Ten by Athlon.

2007-08: Leads the Big Ten in three-point field goal percentage (47.7) • sixth in the league in 3-pt field goals made (2.35) • scored 20 points on 8-of-10 shooting, including 4-for-5 from 3-point range vs. Chattanooga • also chipped in six rebounds and five assists against the Mocs • had 14 points, four rebounds and five assists against Longwood • was second on the team with 19 points against UNC Wilmington, on 4-of-5 shooting beyond the three point line • dished out six assists vs. Georgia Tech • scored 12 points and recorded four assists at Southern Illinois • played 39 minutes vs. Tennessee State, netting eight points with three rebounds and three assists • scored 13 points on 5-of-8 shooting while recording five assists and three steals against Chicago State • shot 3-for-5 from the floor, including three made shots from long range for 11 points against Illinois, all in the second half • made of five-of-six three-point attempts en route to a 17-point performance against Penn State • contributed three assists and two steals versus the Nittany Lions as well • was a perfect 3-for-3 from the floor, including two three-pointers against Iowa • tallied three boards, three assists and two steals as well versus the Hawkeyes • led IU with 18 points on 6-of-8 shooting from three-point range against UConn • added two rebounds, three assists, zero turnovers and two steals versus the Huskies as well • recorded a game-high six assists against Northwestern • went 8-for-8 from the free-throw line and scored 16 points at Illinois • added a career-high seven rebounds against Wisconsin • recorded five assists, five points, two steals and two rebounds against Michigan State • scored 16 points by hitting all four of his 3-point attempts and 4-of-5 foul shots against Purdue • also pulled down a career-high eight rebounds and tallied four assists versus the Boilermakers • led all IU scorers with 24 points, including a 4-of-7 effort behind the three-point line, at Northwestern while playing all 40 minutes • recorded his second straight 20-plus point effort, hitting 7-of-11 shots from the floor en route to 23 points against Ohio State • scored 13 points and dished out six assists at Michigan State • scored double-digit points for the fifth consecutive game with 11 points against Minnesota.


| 2007-08 | FG | 3FG | FT | PTS | OFF | DEF | TOT | PF | A | TO | BLK | STL | MIN |
|----------------------|------|-----|-----|-----|-----|-----|-----|----|---|----|-----|-----|-----|
| Chattanooga | 8-10 | 4-5 | 0-0 | 20 | 0 | 6 | 6 | 1 | 5 | 4 | 0 | 0 | 32 |
| Longwood | 4-6 | 3-5 | 3-4 | 14 | 1 | 3 | 4 | 2 | 5 | 1 | 0 | 0 | 23 |
| UNCW | 5-8 | 4-5 | 5-5 | 19 | 0 | 0 | 0 | 0 | 1 | 2 | 0 | 0 | 23 |
| vs. Illinois State | 1-4 | 1-1 | 1-2 | 4 | 0 | 1 | 1 | 0 | 1 | 1 | 0 | 1 | 18 |
| vs. Xavier | 4-13 | 1-7 | 0-0 | 9 | 0 | 2 | 2 | 1 | 3 | 1 | 0 | 0 | 35 |
| Georgia Tech | 1-6 | 1-4 | 1-2 | 4 | 0 | 0 | 0 | 4 | 6 | 1 | 0 | 1 | 37 |
| at Southern Illinois | 3-7 | 2-5 | 4-4 | 12 | 0 | 1 | 1 | 1 | 4 | 3 | 0 | 1 | 37 |
| Tennessee St. | 2-11 | 1-5 | 3-4 | 8 | 1 | 2 | 3 | 0 | 3 | 4 | 0 | 1 | 39 |
| Chicago State | 5-8 | 3-5 | 0-0 | 13 | 0 | 1 | 1 | 1 | 5 | 1 | 0 | 3 | 28 |
| at Iowa | 0-1 | 0-0 | 0-0 | 0 | 0 | 0 | 0 | 1 | 0 | 0 | 0 | 0 | 3 |
| Illinois | 3-5 | 3-4 | 2-2 | 11 | 0 | 0 | 0 | 1 | 1 | 1 | 0 | 0 | 18 |
| at Minnesota | 2-6 | 1-5 | 0-0 | 5 | 1 | 0 | 1 | 2 | 3 | 4 | 0 | 1 | 23 |
| Penn State | 6-8 | 5-6 | 0-0 | 17 | 0 | 0 | 0 | 1 | 3 | 2 | 0 | 2 | 33 |
| Iowa | 3-3 | 2-2 | 0-0 | 8 | 0 | 3 | 3 | 1 | 3 | 0 | 0 | 2 | 31 |
| Connecticut | 6-10 | 6-8 | 0-0 | 18 | 0 | 2 | 2 | 2 | 3 | 0 | 0 | 2 | 36 |
| at Wisconsin | 1-7 | 0-5 | 0-0 | 2 | 0 | 1 | 1 | 2 | 2 | 0 | 0 | 0 | 29 |
| Northwestern | 3-11 | 1-8 | 0-0 | 7 | 0 | 3 | 3 | 2 | 6 | 1 | 0 | 0 | 36 |
| at Illinois | 3-8 | 2-4 | 8-8 | 16 | 0 | 7 | 7 | 1 | 4 | 1 | 0 | 0 | 42 |
| at Ohio State | 2-7 | 1-4 | 0-0 | 5 | 0 | 2 | 2 | 2 | 1 | 0 | 0 | 0 | 24 |
| Wisconsin | 4-9 | 1-3 | 3-6 | 12 | 1 | 3 | 4 | 3 | 1 | 1 | 0 | 0 | 36 |
| Michigan State | 2-8 | 1-3 | 0-0 | 5 | 0 | 2 | 2 | 0 | 5 | 1 | 0 | 2 | 30 |
| Purdue | 4-5 | 4-4 | 4-5 | 16 | 0 | 8 | 8 | 0 | 4 | 5 | 0 | 1 | 29 |
| at Northwestern | 7-12 | 4-7 | 6-7 | 24 | 0 | 3 | 3 | 3 | 3 | 5 | 0 | 2 | 40 |
| Ohio State | 7-11 | 4-8 | 5-5 | 23 | 1 | 3 | 4 | 0 | 2 | 2 | 0 | 2 | 36 |
| at Michigan State | 5-12 | 3-6 | 0-0 | 13 | 0 | 1 | 1 | 1 | 6 | 3 | 0 | 0 | 39 |
| Minnesota | 3-11 | 3-9 | 2-2 | 11 | 0 | 3 | 3 | 0 | 3 | 2 | 0 | 0 | 38 |

| | |
|--|---|
| 2007-08 HIGHS | CAREER HIGHS |
| Points 24 at Northwestern, 2/23/08 | Points 25 at Michigan State, 2/24/07 |
| Rebounds 8 vs. Purdue, 2/19/08 | Rebounds 8 vs. Purdue, 2/19/08 |
| Assists ...6 (3x) last at Michigan State, 3/2/08 | Assists ...9 (2x) last at Northwestern, 2/28/07 |
| Blocks N/A | Blocks 1 at Iowa, 2/3/07 |
| Steals 3 vs. Chicago State, 12/29/07 | Steals .3 (2x) last vs. Chicago State, 12/29/07 |
| Minutes 42 at Illinois, 2/7/08 | Minutes 42 at Illinois, 2/7/08 |

CAREER STATS

OVERALL

| YEAR | GP | GS | Min | Avg | FG | FGA | Pct | 3FG | 3FGA | Pct | FT | FTA | Pct | Off | Def | Tot | Avg | PF | FO | Ast | TO | Blk | Stl | Pts | Avg |
|--------------|-----------|-----------|-------------|-------------|------------|------------|-------------|------------|------------|-------------|------------|------------|-------------|-----------|------------|------------|------------|-----------|----------|------------|------------|----------|-----------|------------|-------------|
| 2006-07 | 32 | 24 | 881 | 27.5 | 97 | 251 | .386 | 45 | 110 | .409 | 65 | 78 | .833 | 17 | 61 | 78 | 2.4 | 59 | 0 | 97 | 55 | 1 | 22 | 304 | 9.5 |
| 2007-08 | 26 | 23 | 795 | 30.6 | 94 | 207 | .454 | 61 | 128 | .477 | 47 | 56 | .839 | 5 | 57 | 62 | 2.4 | 32 | 0 | 83 | 46 | 0 | 21 | 296 | 11.4 |
| TOTAL | 58 | 47 | 1676 | 28.9 | 191 | 458 | .417 | 106 | 238 | .445 | 112 | 134 | .836 | 22 | 118 | 140 | 2.4 | 91 | 0 | 180 | 101 | 1 | 43 | 600 | 10.3 |



DEANDRE THOMAS

2 FORWARD • 6-8 • 295 • JUNIOR
 CHICAGO, ILL.
 WESTINGHOUSE/CHIPOLA JC



2007-08: Notched 11 points, three rebounds, an assist and a steal in his Hoosier debut vs. Chattanooga • made his first career start against Longwood and responded with 10 points, four rebounds, three assists and two steals • scored in double figures for the third straight game, posting 11 points on 5-of-6 shooting from the floor against UNC Wilmington • pulled down three rebounds at Southern Illinois • netted 11 points on 5-of-10 shooting and snared five rebounds while logging 22 minutes vs. Kentucky • scored eight points on 4-of-6 shooting against Western Carolina • scored seven points, all in the first half, on 3-of-6 shooting along with two offensive rebounds against Coppin State • grabbed two offensive rebounds and scored a bucket against Chicago State • dropped in both of his shot attempts at Michigan for four points • made both of his field goal attempts and his only foul shot for five points and two rebounds at Minnesota • got the nod to start against Iowa and recorded three rebounds • made two of three shot attempts for four points against Wisconsin • dropped in 10 points on 5-of-9 shooting and hauled in four rebounds against Michigan State • posted four points and three rebounds at Michigan State.

| 2007-08 | FG | 3FG | FT | PTS | OFF | DEF | TOT | PF | A | TO | BLK | STL | MIN |
|----------------------|------|-----|-----|-----|-----|-----|-----|----|---|----|-----|-----|-----|
| Chattanooga | 4-9 | 0-0 | 3-4 | 11 | 2 | 1 | 3 | 4 | 1 | 0 | 0 | 1 | 22 |
| Longwood | 4-6 | 0-0 | 2-2 | 10 | 1 | 3 | 4 | 3 | 3 | 2 | 0 | 2 | 15 |
| UNCW | 5-6 | 0-0 | 1-2 | 11 | 0 | 2 | 2 | 3 | 1 | 1 | 0 | 0 | 19 |
| vs. Illinois State | 4-10 | 0-0 | 0-0 | 8 | 3 | 1 | 4 | 4 | 0 | 2 | 0 | 1 | 17 |
| vs. Xavier | 1-3 | 0-0 | 0-0 | 2 | 2 | 1 | 3 | 4 | 0 | 0 | 0 | 1 | 11 |
| Georgia Tech | 0-0 | 0-0 | 0-0 | 0 | 0 | 0 | 0 | 0 | 0 | 0 | 0 | 0 | 2 |
| at Southern Illinois | 1-1 | 0-0 | 0-0 | 2 | 0 | 3 | 3 | 5 | 1 | 2 | 0 | 0 | 8 |
| Tennessee St. | 1-3 | 0-0 | 0-0 | 2 | 1 | 0 | 1 | 0 | 0 | 0 | 0 | 0 | 7 |
| Kentucky | 5-10 | 0-0 | 1-5 | 11 | 2 | 3 | 5 | 2 | 0 | 3 | 0 | 1 | 22 |
| Western Carolina | 4-6 | 0-0 | 0-0 | 8 | 0 | 0 | 0 | 3 | 0 | 0 | 1 | 0 | 19 |
| Coppin State | 3-6 | 0-0 | 1-2 | 7 | 2 | 0 | 2 | 2 | 0 | 2 | 1 | 0 | 16 |
| Chicago State | 1-3 | 0-0 | 0-0 | 2 | 2 | 0 | 2 | 3 | 1 | 3 | 0 | 0 | 13 |
| at Iowa | 1-4 | 0-0 | 2-2 | 4 | 1 | 0 | 1 | 4 | 1 | 0 | 0 | 0 | 6 |
| at Michigan | 2-2 | 0-0 | 0-0 | 4 | 0 | 2 | 2 | 3 | 0 | 0 | 0 | 0 | 9 |
| Illinois | 0-0 | 0-0 | 0-0 | 0 | 0 | 1 | 1 | 1 | 0 | 0 | 0 | 0 | 4 |
| at Minnesota | 2-2 | 0-0 | 1-1 | 5 | 0 | 2 | 2 | 2 | 0 | 0 | 0 | 1 | 12 |
| Penn State | 0-1 | 0-0 | 0-1 | 0 | 0 | 1 | 1 | 0 | 0 | 0 | 0 | 0 | 2 |
| Iowa | 1-2 | 0-0 | 0-2 | 2 | 0 | 2 | 2 | 3 | 1 | 4 | 0 | 1 | 19 |
| Connecticut | 0-4 | 0-0 | 0-0 | 0 | 0 | 0 | 0 | 0 | 0 | 0 | 0 | 0 | 5 |
| at Wisconsin | 0-1 | 0-0 | 0-0 | 0 | 0 | 0 | 0 | 4 | 0 | 1 | 0 | 1 | 6 |
| Northwestern | 0-1 | 0-0 | 0-0 | 0 | 0 | 0 | 0 | 0 | 1 | 0 | 0 | 0 | 2 |
| at Illinois | 0-0 | 0-0 | 0-0 | 0 | 0 | 0 | 0 | 1 | 0 | 1 | 0 | 0 | 4 |
| Wisconsin | 2-3 | 0-0 | 0-0 | 4 | 1 | 0 | 1 | 3 | 0 | 0 | 0 | 1 | 8 |
| Michigan State | 5-9 | 0-0 | 0-0 | 10 | 1 | 3 | 4 | 3 | 0 | 1 | 0 | 0 | 16 |
| Purdue | 0-1 | 0-0 | 0-0 | 0 | 0 | 2 | 2 | 2 | 2 | 0 | 0 | 0 | 7 |
| at Northwestern | 0-0 | 0-0 | 0-0 | 0 | 0 | 1 | 1 | 1 | 0 | 1 | 0 | 0 | 3 |
| Ohio State | 0-2 | 0-0 | 0-0 | 0 | 0 | 1 | 1 | 2 | 1 | 2 | 0 | 0 | 7 |
| at Michigan State | 2-4 | 0-0 | 0-0 | 4 | 1 | 2 | 3 | 1 | 0 | 2 | 0 | 0 | 10 |
| Minnesota | 0-1 | 0-0 | 0-0 | 0 | 0 | 1 | 1 | 1 | 0 | 0 | 0 | 0 | 5 |


2007-08 HIGHS

Points 11 (3x) last vs. Kentucky, 12/8/07
 Rebounds 5 vs. Kentucky, 12/8/07
 Assists 3 vs. Longwood, 11/18/07
 Blocks...1 (2x) last vs. Coppin State, 12/22/07
 Steals 2 vs. Longwood, 11/18/07
 Minutes 22 (2x) last vs. Kentucky, 12/8/07

CAREER STATS

OVERALL


| Year | GP | GS | Min | Avg | FG | FGA | Pct | 3FG | 3FGA | Pct | FT | FTA | Pct | Off | Def | Tot | Avg | PF | FO | Ast | TO | Blk | Stl | Pts | Avg |
|---------|----|----|-----|------|----|-----|------|-----|------|------|----|-----|------|-----|-----|-----|-----|----|----|-----|----|-----|-----|-----|-----|
| 2007-08 | 29 | 5 | 296 | 10.2 | 48 | 100 | .480 | 0 | 0 | .000 | 11 | 21 | .524 | 19 | 32 | 51 | 1.8 | 64 | 1 | 13 | 27 | 2 | 10 | 107 | 3.7 |



D.J. WHITE

3

FORWARD • 6-9 • 251 • SENIOR
TUSCALOOSA, ALA.
HILLCREST



Honors: Named second team All-America by Sports Illustrated... one of 10 nominees for the Oscar Robertson Award given annually to the USBWA Player of the Year... one of 30 players on the Naismith Award and Wooden Award Watch Lists... first team NABC All-District.

2007-08: Ranks second in the Big Ten in scoring (17.0), first in rebounds (10.2), first in field goal percentage (60.6) and fourth in blocks (1.6) • team captain • 41st player to score more than 1,000 points in his career at Indiana • named Big Ten Player of the Week (12/3, 12/10, 1/14, 2/4) • named National Player of the Week by Rivals.com (12/10) • scored 17 points on 5-for-7 shooting from the floor and 7-for-10 from the free throw line to go along with his two blocks and four boards vs. Chattanooga • had 12 points and three boards against Longwood • was one of four Hoosiers in double figures against UNC Wilmington, scoring 12 points and pulling down three boards • had 10 boards against Illinois State • named all-tournament at the Chicago Invitational Challenge • had 16 points and 10 rebounds against Xavier • scored 18 points on 6-of-9 shooting while ripping down 14 boards in the Georgia Tech game • recorded his second consecutive double-double at Southern Illinois with 10 points and 12 rebounds • also rejected three shots against the Salukis • recorded his fourth consecutive double-double with a career-high 29 points and 13 rebounds (four offensive) vs. Tennessee State • also swatted four shots against the Tigers • posted his fifth straight double-double with 16 points and 13 boards vs. Kentucky • put together his sixth consecutive double-double with 21 points and 11 rebounds against Western Carolina • also shot 7-of-9 from the field and knocked in seven free throws versus the Catamounts • scored a game-high 21 points while shooting 89.9 percent (8-9) from the floor in addition to his eight rebounds, four blocks and two steals against Coppin State • posted his seventh double-double of the year with 21 points and 15 rebounds against Chicago State • also had four blocks and passed out three assists versus the Cougars • at Iowa, he notched his eighth double-double of the season by recording 16 points on 6-of-13 shooting and grabbing 15 rebounds for the second consecutive game • followed up consecutive 15-rebound performances by piling up a career-high 22 rebounds at Michigan in addition to his 21 points on 7-of-13 shooting and two blocks, a steal and an assist • posted double-double number 10 on the year with 15 points and 10 rebounds against Illinois in addition to two blocks and a steal • earned his 11th double-double of the season with 17 points on 7-of-12 shooting from the field and 10 rebounds at Minnesota • also tallied two assists and two rejections against the Gophers • scored 22 points on 8-of-11 shooting and grabbed seven boards against Penn State • shot 8-of-13 for 19 points to go along with four rebounds against Iowa • added his 12th double-double of the year with 13 points and 10 boards against UConn • notched his 13th double-double on the season, scoring 22 points on 7-of-13 shooting and recording 17 boards, including seven offensive boards at Wisconsin • recorded double-double number 14 on the year with 26 points on 9-of-11 shooting and 13 rebounds, including six offensive boards against Northwestern • scored 16 points and pulled down nine boards at Illinois • nabbed his 15th double-double of the year with 21 points on 10-of-15 shooting and grabbed 13 rebounds (six offensive) while playing all 40 minutes at Ohio State • shot 7-of-10 from the floor for 17 points and ripped down eight boards against Wisconsin • also recorded three blocks in the first five minutes versus the Badgers • dominated right out of the gate against Purdue, notching his 16th double-double of the year with 19 points on 6-of-11 shooting and 15 rebounds, including six offensive boards • logged his 18th double-double of the year at Northwestern, scoring 16 points and grabbing 11 boards while also sinking two free throws with four seconds left to give IU a three point lead against the Wildcats • scored 16 points on 7-of-13 shooting against Ohio State • also recorded eight rebounds, two blocks and a steal versus the Buckeyes • recorded 14 points and 12 rebounds at Michigan State for his

| 2007-08 | FG | 3FG | FT | PTS | OFF | DEF | TOT | PF | A | TO | BLK | STL | MIN |
|----------------------|-------|-----|------|-----|-----|-----|-----|----|---|----|-----|-----|-----|
| Chattanooga | 5-7 | 0-0 | 7-10 | 17 | 2 | 2 | 4 | 2 | 1 | 3 | 2 | 0 | 28 |
| Longwood | 4-5 | 0-0 | 4-5 | 12 | 0 | 3 | 3 | 2 | 0 | 1 | 0 | 0 | 21 |
| UNCW | 5-9 | 0-0 | 2-2 | 12 | 0 | 3 | 3 | 2 | 1 | 2 | 0 | 1 | 25 |
| vs. Illinois State | 2-6 | 0-0 | 0-0 | 4 | 3 | 7 | 10 | 3 | 2 | 2 | 1 | 1 | 29 |
| vs. Xavier | 7-9 | 0-0 | 2-3 | 16 | 4 | 6 | 10 | 4 | 1 | 3 | 1 | 1 | 36 |
| Georgia Tech | 6-9 | 0-0 | 6-12 | 18 | 2 | 12 | 14 | 3 | 0 | 4 | 3 | 2 | 36 |
| at Southern Illinois | 5-10 | 0-0 | 0-0 | 10 | 3 | 9 | 12 | 4 | 0 | 1 | 3 | 0 | 32 |
| Tennessee St. | 11-16 | 0-1 | 7-9 | 29 | 4 | 9 | 13 | 3 | 0 | 1 | 4 | 1 | 36 |
| Kentucky | 6-11 | 0-0 | 4-4 | 16 | 3 | 10 | 13 | 3 | 1 | 5 | 2 | 0 | 29 |
| Western Carolina | 7-9 | 0-0 | 7-10 | 21 | 4 | 7 | 11 | 0 | 1 | 2 | 1 | 2 | 24 |
| Coppin State | 8-9 | 0-0 | 5-8 | 21 | 2 | 6 | 8 | 1 | 0 | 1 | 4 | 2 | 31 |
| Chicago State | 8-11 | 0-0 | 5-7 | 21 | 5 | 10 | 15 | 0 | 3 | 3 | 4 | 0 | 23 |
| at Iowa | 6-13 | 0-0 | 4-6 | 16 | 1 | 14 | 15 | 3 | 1 | 2 | 0 | 0 | 34 |
| at Michigan | 7-13 | 0-0 | 7-9 | 21 | 8 | 14 | 22 | 1 | 1 | 1 | 2 | 1 | 31 |
| Illinois | 5-9 | 0-0 | 5-6 | 15 | 2 | 8 | 10 | 4 | 0 | 2 | 2 | 1 | 35 |
| at Minnesota | 7-12 | 0-0 | 3-4 | 17 | 1 | 9 | 10 | 4 | 2 | 3 | 2 | 0 | 30 |
| Penn State | 8-11 | 0-1 | 6-9 | 22 | 2 | 5 | 7 | 4 | 1 | 3 | 1 | 0 | 38 |
| Iowa | 8-13 | 0-0 | 3-5 | 19 | 1 | 3 | 4 | 2 | 0 | 0 | 0 | 0 | 34 |
| Connecticut | 5-13 | 0-0 | 3-4 | 13 | 1 | 9 | 10 | 4 | 1 | 1 | 2 | 1 | 39 |
| at Wisconsin | 7-13 | 0-0 | 8-10 | 22 | 7 | 10 | 17 | 3 | 0 | 4 | 1 | 0 | 38 |
| Northwestern | 9-11 | 0-0 | 8-11 | 26 | 6 | 7 | 13 | 3 | 0 | 3 | 2 | 1 | 38 |
| at Illinois | 6-11 | 0-0 | 4-7 | 16 | 1 | 8 | 9 | 4 | 2 | 3 | 2 | 3 | 48 |
| at Ohio State | 10-15 | 0-0 | 1-1 | 21 | 6 | 7 | 13 | 2 | 1 | 1 | 2 | 1 | 40 |
| Wisconsin | 7-10 | 0-0 | 3-4 | 17 | 2 | 6 | 8 | 3 | 0 | 0 | 3 | 0 | 37 |
| Michigan State | 3-5 | 0-0 | 0-0 | 6 | 0 | 2 | 2 | 0 | 1 | 1 | 0 | 0 | 15 |
| Purdue | 6-11 | 0-0 | 7-8 | 19 | 6 | 9 | 15 | 5 | 2 | 3 | 1 | 1 | 36 |
| at Northwestern | 5-8 | 0-0 | 6-9 | 16 | 4 | 7 | 11 | 1 | 2 | 2 | 0 | 0 | 38 |
| Ohio State | 7-13 | 0-0 | 2-4 | 16 | 4 | 4 | 8 | 3 | 0 | 0 | 2 | 1 | 36 |
| at Michigan State | 5-13 | 0-0 | 4-10 | 14 | 3 | 9 | 12 | 3 | 1 | 2 | 0 | 1 | 36 |
| Minnesota | 7-12 | 1-1 | 2-2 | 17 | 2 | 3 | 5 | 1 | 0 | 2 | 2 | 3 | 34 |

| 2007-08 HIGHS | CAREER HIGHS |
|--|--|
| Points29 vs. Tennessee State, 12/3/07 | Points29 vs. Tennessee State, 12/3/07 |
| Rebounds 22 at Michigan, 1/8/08 | Rebounds 22 at Michigan, 1/8/08 |
| Assists 3 vs. Chicago State, 12/29/07 | Assists5 vs. IUPUI, 12/22/06 |
| Blocks 4 (4x) last vs. Chicago St., 12/29/07 | Blocks5 (3x) last Purdue, 1/10/07 |
| Steals 3 (2x) last vs. Minnesota, 3/5/08 | Steals 3 (3x) last vs. Minnesota, 3/5/08 |
| Minutes48 at Illinois, 2/7/08 | Minutes48 at Illinois, 2/7/08 |

CAREER STATS

OVERALL

| Year | GP | GS | Min | Avg | FG | FGA | Pct | 3FG | 3FGA | Pct | FT | FTA | Pct | Off | Def | Tot | Avg | PF | FO | Ast | TO | Blk | Stl | Pts | Avg |
|--------------|-----------|-----------|-------------|-------------|------------|------------|-------------|----------|----------|-------------|------------|------------|-------------|------------|------------|------------|------------|------------|----------|-----------|------------|------------|-----------|-------------|-------------|
| 2004-05 | 29 | 29 | 814 | 28.1 | 143 | 250 | .572 | 0 | 0 | .000 | 100 | 141 | .709 | 56 | 87 | 143 | 4.9 | 76 | 3 | 23 | 39 | 64 | 14 | 386 | 13.3 |
| 2005-06 | 5 | 3 | 89 | 17.8 | 19 | 36 | .528 | 0 | 0 | .000 | 8 | 14 | .571 | 9 | 21 | 30 | 6.0 | 10 | 0 | 5 | 9 | 7 | 0 | 46 | 9.2 |
| 2006-07 | 32 | 32 | 1017 | 31.8 | 170 | 332 | .512 | 0 | 0 | .000 | 100 | 146 | .685 | 77 | 157 | 234 | 7.3 | 84 | 1 | 40 | 62 | 73 | 28 | 440 | 13.8 |
| 2007-08 | 30 | 30 | 987 | 32.9 | 192 | 317 | .606 | 1 | 3 | .333 | 125 | 179 | .698 | 89 | 218 | 307 | 10.2 | 76 | 1 | 25 | 61 | 49 | 24 | 510 | 17.0 |
| TOTAL | 96 | 94 | 2907 | 30.3 | 524 | 935 | .560 | 1 | 3 | .333 | 333 | 480 | .694 | 231 | 483 | 714 | 7.4 | 246 | 5 | 93 | 171 | 193 | 66 | 1382 | 14.4 |



BRETT FINKELMEIER

4 | GUARD • 6-2 • 180 • FRESHMAN
 CARMEL, IND.
 CARMEL




2007-08: Joined the team as a walk-on in August • saw his first action against Longwood • made both of his free throw attempts for his first two career points against Western Carolina • made his Big Ten debut against Iowa.

| 2007-08 | FG | 3FG | FT | PTS | OFF | DEF | TOT | PF | A | TO | BLK | STL | MIN |
|------------------|-----|-----|-----|-----|-----|-----|-----|----|---|----|-----|-----|-----|
| Longwood | 0-0 | 0-0 | 0-0 | 0 | 0 | 0 | 0 | 0 | 0 | 0 | 0 | 0 | 3 |
| Western Carolina | 0-0 | 0-0 | 2-2 | 2 | 0 | 0 | 0 | 0 | 0 | 1 | 0 | 0 | 3 |
| Coppin State | 0-0 | 0-0 | 0-0 | 0 | 0 | 0 | 0 | 0 | 0 | 0 | 0 | 0 | 1 |
| Chicago State | 0-0 | 0-0 | 0-0 | 0 | 0 | 0 | 0 | 2 | 0 | 0 | 0 | 0 | 2 |
| Iowa | 0-0 | 0-0 | 0-0 | 0 | 0 | 0 | 0 | 0 | 0 | 0 | 0 | 0 | 1 |
| Michigan State | 0-0 | 0-0 | 0-0 | 0 | 0 | 0 | 0 | 0 | 0 | 0 | 0 | 0 | 0+ |

| 2007-08 HIGHS | |
|---------------|---------------------------------------|
| Points..... | 2 vs. Western Carolina, 12/15/07 |
| Rebounds..... | N/A |
| Assists..... | N/A |
| Blocks..... | N/A |
| Steals..... | N/A |
| Minutes..... | 3 (2x) last vs. W. Carolina, 12/15/07 |

CAREER STATS


| Year | GP | GS | Min | Avg | FG | FGA | Pct | 3FG | 3FGA | Pct | FT | FTA | Pct | Off | Def | Tot | Avg | PF | FO | Ast | TO | Blk | Stl | Pts | Avg |
|---------|----|----|-----|-----|----|-----|------|-----|------|------|----|-----|-------|-----|-----|-----|-----|----|----|-----|----|-----|-----|-----|-----|
| 2007-08 | 6 | 0 | 10 | 1.7 | 0 | 0 | .000 | 0 | 0 | .000 | 2 | 2 | 1.000 | 0 | 0 | 0 | 0.0 | 2 | 0 | 0 | 1 | 0 | 0 | 2 | 0.3 |



JORDAN CRAWFORD

5

GUARD • 6-4 • 195 • FRESHMAN
DETROIT, MICH./CMA
HARGRAVE (VA.) MILITARY ACADEMY



2007-08: Seventh among Big Ten freshmen in scoring (10.3) • played 25 minutes and scored 13 points with three assists and a steal in his collegiate debut vs. Chattanooga • had 16 points off the bench against Longwood • was 7-of-11 from the floor against UNC Wilmington for 15 points • had 13 points, six rebounds and four assists in a season-high 30 minutes against Illinois State • got the first start of his career vs. Kentucky and his older brother, Joe • notched 20 points on 5-of-10 shooting, including 3-of-5 from three-point range while logging 39 minutes against Kentucky • dropped in 19 points on 8-of-14 shooting to go along with his six boards (four offensive) and five assists against Western Carolina • tallied nine points, including 5-of-7 from the line against Coppin State • nabbed five steals to go along with his 15 points, eight boards and three assists against Chicago State • scored 12 points on 4-of-7 shooting, recorded four rebounds and his first career block at Iowa • scored 11 points, pulled down seven rebounds, dished out four assists and snagged two steals in 38 minutes of action at Michigan • scored four points and grabbed four rebounds against Illinois • had a huge first half at Minnesota, scoring 14 points of 5-of-8 shooting • ended the contest against the Gophers with 16 points, six boards, an assist and a block • scored 10 points, including two 3-pointers late in the second half against Connecticut • netted 18 points off the bench, including a pair of clutch threes in overtime, against Illinois • stuffed the stat sheet with eight points, six boards, seven assists, zero turnovers and three steals at Ohio State • scored 112 points on 5-of-10 shooting, including 2-of-5 from long range against Michigan State • also tallied a team-high five rebounds and five assists against the Spartans • hit four clutch free throws down the stretch in the win over Purdue • had a near perfect night from the floor at Northwestern, going 6-for-7 overall and 4-for-5 beyond the arc for a season-high 21 points • he also handed out five assists and was a perfect 5-for-5 at the foul line against the Wildcats • knocked down nine points in addition to two boards, two assists and a steal against Ohio State • knocked in 12 points on 5-of-8 shooting, including 2-of-4 from long range at Michigan State.

| 2007-08 | FG | 3FG | FT | PTS | OFF | DEF | TOT | PF | A | TO | BLK | STL | MIN |
|--------------------|------|-----|------|-----|-----|-----|-----|----|---|----|-----|-----|-----|
| Chattanooga | 4-7 | 2-4 | 3-4 | 13 | 0 | 2 | 2 | 3 | 3 | 0 | 0 | 1 | 25 |
| Longwood | 7-10 | 0-0 | 2-3 | 16 | 0 | 1 | 1 | 0 | 2 | 1 | 0 | 1 | 19 |
| UNCW | 7-11 | 1-3 | 0-0 | 15 | 0 | 1 | 1 | 2 | 2 | 2 | 0 | 2 | 22 |
| vs. Illinois State | 5-10 | 0-2 | 3-5 | 13 | 4 | 2 | 6 | 3 | 4 | 2 | 0 | 0 | 30 |
| vs. Xavier | 3-13 | 0-2 | 0-0 | 6 | 1 | 2 | 3 | 3 | 2 | 3 | 0 | 1 | 29 |
| Kentucky | 5-10 | 3-5 | 7-10 | 20 | 0 | 2 | 2 | 2 | 2 | 3 | 0 | 2 | 39 |
| Western Carolina | 8-14 | 0-4 | 3-5 | 19 | 4 | 2 | 6 | 2 | 5 | 0 | 0 | 1 | 31 |
| Coppin State | 2-5 | 0-0 | 5-7 | 9 | 1 | 0 | 1 | 0 | 2 | 3 | 0 | 1 | 27 |
| Chicago State | 6-13 | 1-2 | 2-2 | 15 | 3 | 5 | 8 | 1 | 3 | 1 | 0 | 5 | 25 |
| at Iowa | 4-7 | 1-2 | 3-5 | 12 | 1 | 3 | 4 | 2 | 0 | 3 | 1 | 1 | 30 |
| at Michigan | 5-15 | 1-4 | 0-1 | 11 | 2 | 5 | 7 | 2 | 4 | 7 | 0 | 2 | 38 |
| Illinois | 2-8 | 0-3 | 0-0 | 4 | 2 | 2 | 4 | 1 | 1 | 1 | 0 | 0 | 23 |
| at Minnesota | 6-12 | 4-6 | 0-0 | 16 | 2 | 4 | 6 | 1 | 1 | 4 | 1 | 0 | 28 |
| Penn State | 0-2 | 0-1 | 0-0 | 0 | 0 | 0 | 0 | 1 | 2 | 1 | 0 | 0 | 7 |
| Iowa | 2-5 | 1-2 | 0-0 | 5 | 0 | 2 | 2 | 0 | 2 | 4 | 0 | 0 | 21 |
| Connecticut | 4-8 | 2-4 | 0-0 | 10 | 0 | 0 | 0 | 4 | 3 | 0 | 0 | 0 | 21 |
| at Wisconsin | 0-4 | 0-1 | 0-0 | 0 | 0 | 2 | 2 | 1 | 0 | 1 | 0 | 1 | 17 |
| Northwestern | 0-0 | 0-0 | 0-0 | 0 | 0 | 0 | 0 | 0 | 0 | 0 | 0 | 0 | 2 |
| at Illinois | 7-13 | 4-6 | 0-0 | 18 | 1 | 1 | 2 | 2 | 2 | 2 | 1 | 0 | 32 |
| at Ohio State | 3-10 | 0-2 | 2-2 | 8 | 1 | 5 | 6 | 0 | 7 | 0 | 0 | 3 | 31 |
| Wisconsin | 1-3 | 0-0 | 0-0 | 2 | 0 | 2 | 2 | 1 | 0 | 1 | 0 | 1 | 23 |
| Michigan State | 5-10 | 2-5 | 0-0 | 12 | 3 | 2 | 5 | 2 | 5 | 3 | 0 | 0 | 27 |
| Purdue | 0-3 | 0-1 | 4-4 | 4 | 1 | 2 | 3 | 1 | 1 | 3 | 0 | 0 | 23 |
| at Northwestern | 6-7 | 4-5 | 5-5 | 21 | 0 | 4 | 4 | 2 | 5 | 3 | 0 | 0 | 29 |
| Ohio State | 3-6 | 0-2 | 3-4 | 9 | 1 | 1 | 2 | 1 | 2 | 1 | 0 | 1 | 22 |
| at Michigan State | 5-8 | 2-4 | 0-0 | 12 | 3 | 0 | 3 | 3 | 0 | 3 | 0 | 2 | 27 |
| Minnesota | 2-7 | 1-4 | 2-2 | 7 | 1 | 1 | 2 | 1 | 0 | 0 | 0 | 1 | 20 |


2007-08 HIGHS

Points 21 at Northwestern, 2/23/08
 Rebounds 8 vs. Chicago State, 12/29/07
 Assists 7 at Ohio State, 2/10/08
 Blocks 1 (3x) last at Illinois, 2/7/08
 Steals 5 vs. Chicago State, 12/29/07
 Minutes 39 vs. Kentucky, 12/8/07

CAREER STATS

OVERALL


| Year | GP | GS | Min | Avg | FG | FGA | Pct | 3FG | 3FGA | Pct | FT | FTA | Pct | Off | Def | Tot | Avg | PF | FO | Ast | TO | Blk | Stl | Pts | Avg |
|---------|----|----|-----|------|-----|-----|------|-----|------|------|----|-----|------|-----|-----|-----|-----|----|----|-----|----|-----|-----|-----|------|
| 2007-08 | 27 | 7 | 668 | 24.7 | 102 | 221 | .462 | 29 | 74 | .392 | 44 | 59 | .746 | 31 | 53 | 84 | 3.1 | 41 | 0 | 60 | 52 | 3 | 26 | 277 | 10.3 |



JAMARCUS ELLIS

13

GUARD • 6-5 • 200 • JUNIOR
CHICAGO, ILL.
WESTINGHOUSE/CHIPOLA JC



Preseason Honors: Rated as the second best junior college transfer in the nation by *Lindy's* • lauded as the top transfer in the Big Ten according to *The Sporting News*.

2007-08: Third in the Big Ten in rebounds averaging 7.3 per game and eighth in assists at 3.5 • seventh in the league in steals (1.5) • logged a team-high 36 minutes, pacing IU with nine rebounds and six assists in his Hoosier debut vs. Chattanooga • had nine points, 11 rebounds and five assists against Longwood • posted four rebounds, three assists, one block and a steal against UNC Wilmington. • had six points and seven rebounds against Illinois State • had his first career double-double with 10 points and 11 rebounds against Xavier • scored 15 points, including 12 in the second half, along with seven rebounds, two assists and two steals against Georgia Tech • notched his second consecutive double-double with 11 points and 10 rebounds at Southern Illinois • also swatted a season-high three blocks against the Salukis • recorded another double-double against Tennessee State, totaling 10 points and 10 assists while also chipping in seven boards • scored 12 points to go along with five rebounds and five assists against Kentucky • did it all against Western Carolina, recording nine points, seven rebounds, six assists and three steals • grabbed nine rebounds and dished out six assists against Coppin State • posted another double-digit rebound performance with 10 boards and four blocks against Chicago State • stuffed the stat sheet at Iowa with 15 points on 6-of-10 shooting, seven rebounds, seven assists, five steals, a block and an assist • picked up six assists, seven points, four rebounds and two steals at Michigan • compiled four points, four rebounds, an assist and a block against Illinois • hauled in nine rebounds and dished out six assists at Minnesota • racked up 12 points on 5-of-6 shooting, five rebounds, eight assists, a block and three steals against Penn State • posted 12 points, eight rebounds, four assists and two steals against Iowa • ripped down 13 boards in addition to four points, two assists and a block at Wisconsin • hauled in six offensive rebounds and passed out four assists against Northwestern • scored nine points and had 11 rebounds at Illinois • recorded six points, four boards, two assists and a steal at Ohio State • totaled eight rebounds against Wisconsin • made five of seven shot attempts, including 2-of-4 from 3-point range for 12 points against Michigan State • also recorded four boards, three assists and four steals versus the Spartans • scored seven points, including a big-time three in the closing minutes to go along with his five rebounds in the win over Purdue • recorded five points, five rebounds, two steals and an assist at Michigan State • recorded his third double-double of the year with 10 points and 13 rebounds to go along with his four steals and two assists against Minnesota.

| 2007-08 | FG | 3FG | FT | PTS | OFF | DEF | TOT | PF | A | TO | BLK | STL | MIN |
|----------------------|------|-----|-----|-----|-----|-----|-----|----|----|----|-----|-----|-----|
| Chattanooga | 1-4 | 1-2 | 2-3 | 5 | 1 | 8 | 9 | 1 | 6 | 3 | 1 | 2 | 36 |
| Longwood | 4-7 | 1-2 | 0-0 | 9 | 0 | 11 | 11 | 1 | 5 | 1 | 0 | 0 | 27 |
| UNCW | 0-1 | 0-1 | 1-2 | 1 | 0 | 4 | 4 | 1 | 3 | 2 | 1 | 1 | 28 |
| vs. Illinois State | 2-7 | 0-2 | 2-5 | 6 | 2 | 5 | 7 | 2 | 2 | 2 | 1 | 0 | 31 |
| vs. Xavier | 5-12 | 0-2 | 0-1 | 10 | 6 | 5 | 11 | 4 | 3 | 2 | 1 | 0 | 32 |
| Georgia Tech | 4-7 | 1-2 | 6-6 | 15 | 2 | 5 | 7 | 5 | 2 | 3 | 0 | 2 | 33 |
| at Southern Illinois | 3-8 | 1-5 | 4-4 | 11 | 3 | 7 | 10 | 3 | 3 | 5 | 3 | 0 | 36 |
| Tennessee St. | 3-6 | 0-1 | 4-5 | 10 | 3 | 4 | 7 | 2 | 10 | 7 | 1 | 2 | 39 |
| Kentucky | 4-8 | 1-2 | 3-5 | 12 | 0 | 5 | 5 | 5 | 5 | 2 | 0 | 2 | 35 |
| Western Carolina | 4-7 | 1-2 | 0-0 | 9 | 2 | 5 | 7 | 2 | 6 | 2 | 0 | 3 | 23 |
| Coppin State | 1-1 | 0-0 | 0-1 | 2 | 1 | 8 | 9 | 2 | 6 | 4 | 1 | 1 | 30 |
| Chicago State | 2-7 | 0-1 | 0-0 | 4 | 1 | 9 | 10 | 2 | 1 | 5 | 4 | 0 | 27 |
| at Iowa | 6-10 | 0-2 | 3-4 | 15 | 3 | 4 | 7 | 1 | 7 | 1 | 1 | 5 | 35 |
| at Michigan | 2-5 | 1-1 | 2-3 | 7 | 1 | 3 | 4 | 4 | 6 | 1 | 0 | 2 | 27 |
| Illinois | 1-6 | 0-1 | 2-2 | 4 | 1 | 3 | 4 | 4 | 1 | 3 | 1 | 0 | 29 |
| at Minnesota | 0-5 | 0-3 | 2-2 | 2 | 1 | 8 | 9 | 2 | 6 | 2 | 1 | 2 | 36 |
| Penn State | 5-6 | 0-1 | 2-3 | 12 | 1 | 4 | 5 | 3 | 8 | 3 | 1 | 3 | 38 |
| Iowa | 3-7 | 0-2 | 6-7 | 12 | 1 | 7 | 8 | 3 | 4 | 4 | 0 | 2 | 33 |
| Connecticut | 1-7 | 1-2 | 0-0 | 3 | 0 | 5 | 5 | 4 | 2 | 3 | 0 | 2 | 29 |
| at Wisconsin | 2-6 | 0-1 | 0-0 | 4 | 2 | 11 | 13 | 4 | 2 | 1 | 1 | 0 | 37 |
| Northwestern | 1-3 | 0-1 | 2-2 | 4 | 6 | 1 | 7 | 4 | 4 | 3 | 0 | 0 | 24 |
| at Illinois | 4-10 | 1-3 | 0-2 | 9 | 1 | 10 | 11 | 4 | 2 | 1 | 0 | 3 | 43 |
| at Ohio State | 3-8 | 0-0 | 0-0 | 6 | 0 | 4 | 4 | 1 | 2 | 1 | 0 | 1 | 28 |
| Wisconsin | 1-5 | 0-3 | 0-0 | 2 | 2 | 6 | 8 | 1 | 1 | 1 | 1 | 1 | 28 |
| Michigan State | 5-7 | 2-4 | 0-0 | 12 | 1 | 3 | 4 | 3 | 3 | 1 | 0 | 4 | 37 |
| Purdue | 2-6 | 1-2 | 2-2 | 7 | 0 | 5 | 5 | 4 | 0 | 6 | 1 | 0 | 27 |
| at Northwestern | 0-4 | 0-2 | 0-0 | 0 | 1 | 2 | 3 | 4 | 2 | 3 | 0 | 1 | 22 |
| Ohio State | 2-5 | 0-1 | 1-2 | 5 | 4 | 3 | 7 | 1 | 1 | 1 | 0 | 1 | 25 |
| at Michigan State | 1-4 | 1-3 | 2-2 | 5 | 2 | 3 | 5 | 2 | 1 | 2 | 0 | 2 | 28 |
| Minnesota | 4-7 | 0-0 | 2-2 | 10 | 5 | 8 | 13 | 3 | 2 | 0 | 0 | 4 | 34 |


2007-08 HIGHS

Points 15 (2x) last at Iowa, 1/2/08
 Rebounds . 13 (2x) last vs. Minnesota, 3/5/08
 Assists 10 vs. Tennessee State, 12/3/07
 Blocks 4 vs. Chicago State, 12/29/07
 Steals 5 at Iowa, 1/2/08
 Minutes 43 at Illinois, 2/7/08

CAREER STATS

OVERALL

| Year | GP | GS | Min | Avg | FG | FGA | Pct | 3FG | 3FGA | Pct | FT | FTA | Pct | Off | Def | Tot | Avg | PF | FO | Ast | TO | Blk | Stl | Pts | Avg |
|---------|----|----|-----|------|----|-----|------|-----|------|------|----|-----|------|-----|-----|-----|-----|----|----|-----|----|-----|-----|-----|-----|
| 2007-08 | 30 | 28 | 937 | 31.2 | 76 | 186 | .409 | 13 | 54 | .241 | 48 | 65 | .738 | 53 | 165 | 218 | 7.3 | 82 | 2 | 106 | 75 | 20 | 46 | 213 | 7.1 |



LANCE STEMLER

22

FORWARD • 6-8 • 210 • SENIOR
COLUMBIA, ILL./GIBAULT
SOUTHWESTERN (ILL.) CC



2007-08: Team captain • made his 30th career start at Northwestern • had 12 points, four rebounds, three assists and two steals against Longwood • provided a spark off the bench against UNC Wilmington, scoring two points, grabbing four rebounds and three steals • had four points and four rebounds against Illinois State • also had four boards against Xavier • dropped 15 points of 5-of-9 shooting, including a 3-for-6 showing from 3-point range versus Georgia Tech • leads team with 10 dives for loose balls and two charges taken • scored nine points on 3-of-6 shooting, including 2-for-5 from 3-point range against Tennessee State • notched four points and grabbed three rebounds in 36 minutes of action against Kentucky • scored seven points, pulled down six rebounds and nabbed three steals against Western Carolina • knocked three shots from 3-point range on five attempts for nine points and grabbed five rebounds against Coppin State • recorded seven points, seven rebounds and two steals against Chicago State • played extensively in the second half at Iowa, gathering five points, five boards, an assist and a steal for the game • went 2-2, including 1-1 from 3-point range at Michigan for five points and three rebounds • made both three-point attempts and both foul shots at Minnesota, including a clutch 3-pointer to give the Hoosiers the lead in the final minutes • hauled in three offensive boards and two defensive rebounds against Penn State • recorded four rebounds and knocked in a 3-pointer versus Northwestern • scored three points and had a pair of rebounds at Illinois • hit 2-of-3 shots from 3-point range for six points against Wisconsin • scored five points and pulled down two rebounds against Michigan State • hauled in six rebounds against Ohio State.

| 2007-08 | FG | 3FG | FT | PTS | OFF | DEF | TOT | PF | A | TO | BLK | STL | MIN |
|----------------------|-----|-----|-----|-----|-----|-----|-----|----|---|----|-----|-----|-----|
| Chattanooga | 0-2 | 0-1 | 0-0 | 0 | 0 | 0 | 0 | 3 | 0 | 1 | 0 | 0 | 16 |
| Longwood | 5-9 | 2-3 | 0-0 | 12 | 1 | 3 | 4 | 3 | 3 | 0 | 0 | 2 | 24 |
| UNCW | 1-1 | 0-0 | 0-0 | 2 | 1 | 3 | 4 | 2 | 0 | 1 | 0 | 3 | 16 |
| vs. Illinois State | 1-3 | 0-1 | 2-2 | 4 | 3 | 1 | 4 | 4 | 2 | 1 | 1 | 2 | 25 |
| vs. Xavier | 1-3 | 0-2 | 0-0 | 2 | 1 | 3 | 4 | 4 | 2 | 0 | 1 | 1 | 20 |
| Georgia Tech | 5-9 | 3-6 | 2-2 | 15 | 1 | 2 | 3 | 2 | 0 | 0 | 0 | 1 | 32 |
| at Southern Illinois | 1-4 | 1-4 | 0-0 | 3 | 0 | 2 | 2 | 1 | 0 | 0 | 0 | 1 | 26 |
| Tennessee St. | 3-6 | 2-5 | 1-2 | 9 | 0 | 1 | 1 | 5 | 1 | 1 | 0 | 2 | 23 |
| Kentucky | 1-3 | 0-2 | 2-2 | 4 | 0 | 3 | 3 | 3 | 1 | 1 | 0 | 1 | 36 |
| Western Carolina | 2-9 | 1-7 | 2-3 | 7 | 1 | 5 | 6 | 1 | 1 | 0 | 0 | 3 | 24 |
| Coppin State | 3-6 | 3-5 | 0-0 | 9 | 1 | 4 | 5 | 3 | 1 | 0 | 0 | 0 | 26 |
| Chicago State | 3-8 | 1-2 | 0-0 | 7 | 4 | 3 | 7 | 0 | 0 | 0 | 0 | 2 | 15 |
| at Iowa | 1-2 | 1-2 | 2-4 | 5 | 1 | 4 | 5 | 2 | 1 | 0 | 0 | 1 | 26 |
| at Michigan | 2-2 | 1-1 | 0-0 | 5 | 2 | 1 | 3 | 4 | 0 | 0 | 0 | 0 | 2 |
| Illinois | 0-1 | 0-1 | 0-0 | 0 | 0 | 1 | 1 | 3 | 0 | 0 | 1 | 0 | 12 |
| at Minnesota | 2-2 | 2-2 | 2-2 | 8 | 2 | 0 | 2 | 0 | 2 | 1 | 0 | 0 | 19 |
| Penn State | 1-1 | 1-1 | 0-0 | 3 | 3 | 2 | 5 | 3 | 1 | 0 | 0 | 0 | 28 |
| Iowa | 0-3 | 0-3 | 0-0 | 0 | 1 | 2 | 3 | 4 | 0 | 0 | 0 | 1 | 19 |
| Connecticut | 2-3 | 1-1 | 0-0 | 5 | 1 | 0 | 1 | 1 | 0 | 0 | 0 | 1 | 14 |
| at Wisconsin | 1-6 | 1-6 | 0-0 | 3 | 0 | 3 | 3 | 2 | 1 | 0 | 1 | 0 | 26 |
| Northwestern | 1-4 | 1-4 | 0-0 | 3 | 1 | 3 | 4 | 0 | 0 | 0 | 0 | 1 | 17 |
| at Illinois | 1-3 | 1-3 | 0-0 | 3 | 1 | 1 | 2 | 3 | 0 | 0 | 0 | 0 | 12 |
| at Ohio State | 1-6 | 0-4 | 0-0 | 2 | 1 | 1 | 2 | 1 | 1 | 0 | 0 | 0 | 24 |
| Wisconsin | 2-4 | 2-3 | 0-0 | 6 | 0 | 2 | 2 | 2 | 1 | 0 | 0 | 1 | 18 |
| Michigan State | 2-3 | 1-1 | 0-0 | 5 | 0 | 2 | 2 | 1 | 0 | 0 | 0 | 0 | 13 |
| Purdue | 1-1 | 1-1 | 0-0 | 3 | 0 | 1 | 1 | 1 | 0 | 1 | 1 | 0 | 19 |
| at Northwestern | 2-3 | 0-1 | 0-0 | 4 | 0 | 3 | 3 | 5 | 0 | 0 | 0 | 0 | 21 |
| Ohio State | 1-7 | 0-6 | 0-0 | 2 | 2 | 4 | 6 | 2 | 1 | 0 | 0 | 0 | 23 |
| at Michigan State | 2-4 | 0-2 | 0-0 | 4 | 1 | 1 | 2 | 3 | 0 | 0 | 2 | 0 | 17 |
| Minnesota | 1-4 | 0-3 | 0-0 | 2 | 1 | 2 | 3 | 3 | 1 | 1 | 0 | 2 | 22 |

2007-08 HIGHS

Points 15 vs. Georgia Tech, 11/27/07
Rebounds 7 vs. Chicago State, 12/29/07
Assists 3 vs. Longwood, 11/18/07
Blocks 2, at Michigan State, 3/2/08
Steals 3 (2x) last vs. W. Carolina, 12/15/07
Minutes 36 vs. Kentucky, 12/8/07


CAREER HIGHS

Points 21 vs. IUPUI, 12/22/06
Rebounds 9 vs. IUPUI, 12/22/06
Assists 3 (3x) last vs. Longwood, 11/18/07
Blocks 2, at Michigan State, 3/2/08
Steals 3 (2x) last vs. W. Carolina, 12/15/07
Minutes 37 at Kentucky, 12/9/06

CAREER STATS

OVERALL


| Year | GP | GS | Min | Avg | FG | FGA | Pct | 3FG | 3FGA | Pct | FT | FTA | Pct | Off | Def | Tot | Avg | PF | FO | Ast | TO | Blk | Stl | Pts | Avg |
|--------------|-----------|-----------|-------------|-------------|------------|------------|-------------|-----------|------------|-------------|-----------|-----------|-------------|-----------|------------|------------|------------|------------|----------|-----------|-----------|-----------|-----------|------------|------------|
| 2006-07 | 30 | 19 | 714 | 23.8 | 66 | 169 | .391 | 38 | 115 | .330 | 27 | 34 | .794 | 48 | 74 | 122 | 4.1 | 79 | 1 | 25 | 31 | 6 | 21 | 197 | 6.6 |
| 2007-08 | 30 | 14 | 633 | 21.1 | 49 | 122 | .402 | 26 | 83 | .313 | 13 | 17 | .765 | 30 | 63 | 93 | 3.1 | 71 | 2 | 20 | 8 | 7 | 25 | 137 | 4.6 |
| TOTAL | 60 | 33 | 1347 | 22.5 | 115 | 291 | .395 | 64 | 198 | .323 | 40 | 51 | .784 | 78 | 137 | 215 | 3.6 | 150 | 3 | 45 | 39 | 13 | 46 | 334 | 5.6 |



ERIC GORDON

23

FORWARD • 6-4 • 215 • FRESHMAN
INDIANAPOLIS, IND.
NORTH CENTRAL



Preseason Honors: Named second team All-America by Sports Illustrated... national Freshman of the Year candidate • first team NABC All-District.... one of 30 candidates for the Wooden and Naismith Awards.

2007-08: Leads the Big Ten in scoring (21.3) • third in the Big Ten in free throw percentage (85.3) • eighth in the league in 3-pt field goals made (2.28) • his 33 points vs. Chattanooga were the most points scored by a Hoosier player in his debut, breaking George McGinnis' previous record of 26 set back in 1970 • added six rebounds, four assists and three steals • added 21 points against Longwood • his 54 points also topped McGinnis' first two games of 52 points 37 years ago • reached the 30-point mark for the second time in his first three games, posting 30 points on 8-of-12 shooting from the floor and a 12-of-13 effort from the free throw line against UNC Wilmington • also had six assists and three steals • named All-Tournament at the Chicago Invitational Challenge • had 31 points and six rebounds against Illinois State • had 20 points against Xavier and made 12-of-12 charity tosses • played all 40 minutes against Georgia Tech, putting up 29 points and making 13-of-16 foul shots • scored 22 points on 7-of-14 shooting, including four three-pointers at Southern Illinois • was also one of three Hoosiers to post three blocks against the Salukis • was a perfect 6-for-6 from the charity stripe against Tennessee State • returned from injury in fashion, pouring in 26 points, including 17 in the first half, on 8-of-13 shooting against Western Carolina • made six three-pointers versus the Catamounts, including his first five attempts from long range • shot a perfect 10-for-10 from the free throw line en route to scoring 15 points to go along with his three steals and three assists against Coppin State • dropped in 22 points against Chicago State, 14 of them coming via another perfect performance from the free throw line (14-14) • scored the most points ever for an IU freshman in his Big Ten debut with 25 points at Iowa, surpassing Steve Alford's previous record of 24 points set in 1984 • shot 7-of-11 from the floor and 9-for-11 at the line against the Hawkeyes • scored 23 points on 9-of-16 shooting, including 4-of-7 from down-town at Michigan • totaled 17 points on 4-of-10 shooting from the field and 8-of-10 from the line against Illinois • scored 25 points on 8-of-17 shooting, including 5-of-11 from downtown against Penn State • also chipped in six rebounds and three assists versus the Nittany Lions. • did it all against Iowa, compiling 17 points on 7-of-11 shooting, four steals, three blocks, three assists and two rebounds • compiled 14 points, three boards, four assists and two steals against UConn • did a little bit of everything at Wisconsin, compiling 16 points, four boards, three assists and two steals • exploded for 29 points on 8-of-14 shooting, including 6-of-10 from beyond the arc against Northwestern • also knocked in 7-of-8 foul shots versus the Wildcats • scored 19 points, including a 10-for-12 performance at the free throw line, at Illinois • notched 15 points with three 3-point shots at Ohio State • contributed 23 points on 7-of-17 shooting and 9-of-10 from the line in addition to four rebounds and three assists against Wisconsin • poured in 28 points on 9-of-15 shooting from the field and 8-of-9 from the line against Michigan State, in addition to a team-high five rebounds • scored a team-high 22 points with four field goals made and a 13-of-15 showing from the line against Purdue • scored 18 points in the win at Northwestern and went 13-for-16 at the free throw line • stuffed the stat sheet with 17 points, six boards, three assists and three steals against Ohio State • scored 22 points on 7-of-14 shooting from the floor at Michigan State • contributed three boards, two assists and two steals as well against the Spartans • posted another 20-point performance, due in large part to a 12-14 showing from the foul line against Minnesota.


| 2007-08 | FG | 3FG | FT | PTS | OFF | DEF | TOT | PF | A | TO | BLK | STL | MIN |
|----------------------|-------|------|-------|-----|-----|-----|-----|----|---|----|-----|-----|-----|
| Chattanooga | 9-15 | 7-11 | 8-10 | 33 | 0 | 6 | 6 | 4 | 4 | 2 | 1 | 3 | 35 |
| Longwood | 8-14 | 5-8 | 0-1 | 21 | 0 | 3 | 3 | 3 | 3 | 3 | 0 | 2 | 26 |
| UNCW | 8-12 | 2-5 | 12-13 | 30 | 0 | 1 | 1 | 2 | 6 | 2 | 0 | 3 | 34 |
| vs. Illinois State | 11-18 | 2-3 | 7-10 | 31 | 0 | 6 | 6 | 3 | 2 | 6 | 1 | 1 | 39 |
| vs. Xavier | 4-12 | 0-2 | 12-12 | 20 | 0 | 2 | 2 | 4 | 3 | 3 | 0 | 1 | 33 |
| Georgia Tech | 7-14 | 2-6 | 13-16 | 29 | 0 | 4 | 4 | 2 | 2 | 8 | 1 | 0 | 40 |
| at Southern Illinois | 7-14 | 4-7 | 4-6 | 22 | 0 | 4 | 4 | 1 | 1 | 3 | 3 | 3 | 40 |
| Tennessee St. | 1-4 | 0-2 | 6-6 | 8 | 0 | 2 | 2 | 2 | 0 | 2 | 1 | 1 | 12 |
| Western Carolina | 8-13 | 6-11 | 4-6 | 26 | 1 | 1 | 2 | 1 | 1 | 2 | 1 | 1 | 29 |
| Coppin State | 2-13 | 1-9 | 10-10 | 15 | 1 | 1 | 2 | 2 | 3 | 3 | 0 | 3 | 36 |
| Chicago State | 3-12 | 2-7 | 14-14 | 22 | 1 | 3 | 4 | 0 | 1 | 2 | 1 | 1 | 30 |
| at Iowa | 7-12 | 2-5 | 9-11 | 25 | 0 | 1 | 1 | 2 | 2 | 4 | 0 | 0 | 37 |
| at Michigan | 9-16 | 4-7 | 1-2 | 23 | 1 | 2 | 3 | 3 | 1 | 5 | 0 | 1 | 28 |
| Illinois | 4-10 | 1-6 | 8-10 | 17 | 0 | 2 | 2 | 3 | 2 | 4 | 1 | 0 | 36 |
| at Minnesota | 3-8 | 2-6 | 4-5 | 12 | 1 | 3 | 4 | 3 | 7 | 0 | 0 | 29 | |
| Penn State | 8-17 | 5-11 | 4-4 | 25 | 0 | 6 | 6 | 1 | 3 | 1 | 0 | 0 | 39 |
| Iowa | 7-11 | 0-3 | 3-4 | 17 | 0 | 2 | 2 | 2 | 3 | 2 | 3 | 4 | 32 |
| Connecticut | 5-16 | 1-5 | 3-4 | 14 | 3 | 0 | 3 | 4 | 4 | 4 | 0 | 2 | 36 |
| at Wisconsin | 6-14 | 2-7 | 2-2 | 16 | 2 | 2 | 4 | 2 | 3 | 3 | 0 | 2 | 36 |
| Northwestern | 8-14 | 6-10 | 7-8 | 29 | 0 | 4 | 4 | 1 | 4 | 2 | 0 | 2 | 38 |
| at Illinois | 3-13 | 3-7 | 10-12 | 19 | 1 | 0 | 1 | 3 | 4 | 7 | 1 | 1 | 45 |
| at Ohio State | 4-10 | 3-8 | 4-4 | 15 | 0 | 1 | 1 | 4 | 0 | 2 | 0 | 0 | 35 |
| Wisconsin | 7-17 | 0-4 | 9-10 | 23 | 1 | 3 | 4 | 1 | 3 | 2 | 0 | 1 | 34 |
| Michigan State | 9-15 | 2-5 | 8-9 | 28 | 0 | 5 | 5 | 2 | 1 | 2 | 1 | 1 | 31 |
| Purdue | 4-12 | 1-3 | 13-15 | 22 | 0 | 4 | 4 | 1 | 3 | 5 | 1 | 1 | 38 |
| at Northwestern | 2-6 | 1-5 | 13-16 | 18 | 0 | 3 | 3 | 3 | 3 | 3 | 1 | 0 | 38 |
| Ohio State | 4-16 | 1-8 | 8-9 | 17 | 3 | 3 | 6 | 1 | 3 | 7 | 0 | 3 | 40 |
| at Michigan State | 7-14 | 1-5 | 7-9 | 22 | 2 | 1 | 3 | 2 | 2 | 2 | 0 | 2 | 36 |
| Minnesota | 4-11 | 0-4 | 12-14 | 20 | 1 | 2 | 3 | 2 | 2 | 4 | 2 | 1 | 31 |

| 2007-08 HIGHS | |
|--|-------------------------------|
| Points | 33 vs. Chattanooga, 11/12/07 |
| Rebounds ..6 (3x) last vs. Penn State, 1/20/08 | |
| Assists | 6 vs. UNCW, 11/20/07 |
| Blocks | 3 (2x) last vs. Iowa, 1/23/08 |
| Steals | 4 vs. Iowa, 1/23/08 |
| Minutes | 45 at Illinois, 2/7/08 |

CAREER STATS

OVERALL

| Year | GP | GS | Min | Avg | FG | FGA | Pct | 3FG | 3FGA | Pct | FT | FTA | Pct | Off | Def | Tot | Avg | PF | FO | Ast | TO | Blk | Stl | Pts | Avg |
|---------|----|----|-----|------|-----|-----|------|-----|------|------|-----|-----|------|-----|-----|-----|-----|----|----|-----|-----|-----|-----|-----|------|
| 2007-08 | 29 | 29 | 993 | 34.2 | 169 | 373 | .453 | 66 | 180 | .367 | 215 | 252 | .853 | 18 | 77 | 95 | 3.3 | 64 | 0 | 72 | 102 | 19 | 39 | 619 | 21.3 |



BRANDON MCGEE

24 | FORWARD • 6-7 • 220 • FRESHMAN
 CHICAGO, ILL.
 CRANE



2007-08 Had two points, four rebounds and three steals against Longwood • grabbed one rebound against UNC Wilmington • dropped in seven points on 2-of-3 shooting against Tennessee State • hauled in an offensive rebound and picked up a steal against Kentucky • recorded seven rebounds (three offensive) and scored five points in 17 minutes of action against Western Carolina • scored five points by making both field goal attempts and his lone free throw shot against Chicago State • scored a bucket against Iowa • made a 3-point shot against Northwestern.

| 2007-08 | FG | 3FG | FT | PTS | OFF | DEF | TOT | PF | A | TO | BLK | STL | MIN |
|--------------------|-----|-----|-----|-----|-----|-----|-----|----|---|----|-----|-----|-----|
| Chattanooga | 0-2 | 0-2 | 0-0 | 0 | 0 | 0 | 0 | 0 | 0 | 0 | 0 | 0 | 3 |
| Longwood | 1-3 | 0-0 | 0-0 | 2 | 0 | 4 | 4 | 0 | 0 | 0 | 0 | 3 | 14 |
| UNCW | 0-2 | 0-2 | 0-0 | 0 | 0 | 1 | 1 | 2 | 0 | 3 | 0 | 0 | 11 |
| vs. Illinois State | 0-0 | 0-0 | 0-0 | 0 | 0 | 1 | 1 | 1 | 0 | 0 | 1 | 0 | 5 |
| vs. Xavier | 0-0 | 0-0 | 0-0 | 0 | 0 | 1 | 1 | 1 | 0 | 0 | 0 | 0 | 2 |
| Tennessee St. | 2-3 | 1-2 | 2-2 | 7 | 1 | 0 | 1 | 1 | 0 | 1 | 0 | 0 | 13 |
| Kentucky | 0-0 | 0-0 | 0-0 | 0 | 1 | 0 | 1 | 0 | 0 | 0 | 0 | 1 | 6 |
| Western Carolina | 2-6 | 0-4 | 1-2 | 5 | 4 | 3 | 7 | 3 | 0 | 3 | 0 | 1 | 17 |
| Coppin State | 0-2 | 0-2 | 0-0 | 0 | 0 | 0 | 0 | 0 | 0 | 0 | 0 | 0 | 6 |
| Chicago State | 2-2 | 1-1 | 0-0 | 5 | 0 | 1 | 1 | 0 | 1 | 2 | 1 | 0 | 9 |
| at Michigan | 1-2 | 0-0 | 0-0 | 2 | 0 | 0 | 0 | 0 | 0 | 1 | 0 | 0 | 2 |
| at Minnesota | 0-0 | 0-0 | 0-0 | 0 | 0 | 0 | 0 | 0 | 0 | 0 | 0 | 0 | 1 |
| Iowa | 1-1 | 0-0 | 0-0 | 2 | 0 | 0 | 0 | 0 | 0 | 0 | 0 | 0 | 1 |
| Northwestern | 1-1 | 1-1 | 0-0 | 3 | 0 | 0 | 0 | 0 | 0 | 0 | 0 | 0 | 1 |
| at Michigan State | 0-2 | 0-2 | 0-0 | 0 | 0 | 0 | 0 | 0 | 0 | 0 | 0 | 0 | 1 |


2007-08 HIGHS

Points 7, Tennessee State, 12/3/07
 Rebounds... 7 vs. Western Carolina, 12/15/07
 Assists 1 vs. Chicago State, 12/29/07
 Blocks 1 (2x) last vs. Chicago St., 12/29/07
 Steals 3 vs. Longwood, 11/18/07
 Minutes 17 vs. Western Carolina, 12/15/07

CAREER STATS

OVERALL

| Year | GP | GS | Min | Avg | FG | FGA | Pct | 3FG | 3FGA | Pct | FT | FTA | Pct | Off | Def | Tot | Avg | PF | FO | Ast | TO | Blk | Stl | Pts | Avg |
|---------|----|----|-----|-----|----|-----|------|-----|------|------|----|-----|------|-----|-----|-----|-----|----|----|-----|----|-----|-----|-----|-----|
| 2007-08 | 15 | 0 | 92 | 6.1 | 10 | 26 | .385 | 3 | 16 | .188 | 3 | 4 | .750 | 6 | 11 | 17 | 1.1 | 8 | 0 | 1 | 10 | 2 | 5 | 26 | 1.7 |



MIKE WHITE

30

FORWARD • 232 • SENIOR
SPRING HILL, LA.
SPRINGHILL/LEE (TEXAS) COLLEGE



2007-08: Ended talk of a redshirt season by playing 20 minutes against Georgia Tech and pulling in six rebounds, four off the offensive glass • played 21 minutes at Southern Illinois, hitting both of his field goal attempts for four points while grabbing three rebounds, two offensive • scored 11 points and pulled down eight rebounds (three offensive) in 30 minutes of action against Tennessee State • scored seven points, including 5-of-6 from the foul line, and grabbed four rebounds in his first start of the season against Kentucky • recorded 10 points, including 6-of-7 from the foul line and hauled in five rebounds against Coppin State • had four rebounds and a steal at Michigan • crashed the glass for three offensive rebounds (six total boards) against Illinois in Bloomington • also shot 2-for-3 for four points versus the Fighting Illini • totaled five rebounds at Minnesota, in addition to an assist, a steal and a block • tallied two steals and two rebounds against Michigan State.

| 2007-08 | FG | 3FG | FT | PTS | OFF | DEF | TOT | PF | A | TO | BLK | STL | MIN |
|----------------------|-----|-----|-----|-----|-----|-----|-----|----|---|----|-----|-----|-----|
| Georgia Tech | 1-4 | 0-0 | 0-0 | 2 | 4 | 2 | 6 | 4 | 0 | 1 | 0 | 1 | 20 |
| at Southern Illinois | 2-2 | 0-0 | 0-0 | 4 | 2 | 1 | 3 | 2 | 0 | 2 | 0 | 0 | 21 |
| Tennessee St. | 3-6 | 0-0 | 5-8 | 11 | 3 | 5 | 8 | 4 | 0 | 2 | 0 | 2 | 30 |
| Kentucky | 1-4 | 0-0 | 5-6 | 7 | 2 | 1 | 3 | 4 | 1 | 1 | 0 | 1 | 29 |
| Western Carolina | 1-2 | 0-0 | 0-0 | 2 | 2 | 1 | 3 | 4 | 2 | 0 | 0 | 1 | 16 |
| Coppin State | 2-4 | 0-0 | 6-7 | 10 | 3 | 2 | 5 | 4 | 0 | 1 | 0 | 1 | 20 |
| Chicago State | 2-6 | 0-0 | 0-0 | 4 | 2 | 0 | 2 | 0 | 2 | 0 | 1 | 0 | 19 |
| at Iowa | 0-1 | 0-0 | 0-0 | 0 | 0 | 1 | 1 | 3 | 1 | 1 | 0 | 1 | 14 |
| at Michigan | 1-5 | 0-0 | 0-0 | 2 | 1 | 3 | 4 | 2 | 0 | 1 | 0 | 1 | 22 |
| Illinois | 2-3 | 0-0 | 0-3 | 4 | 3 | 3 | 6 | 2 | 1 | 1 | 0 | 0 | 19 |
| at Minnesota | 0-0 | 0-0 | 0-0 | 0 | 1 | 4 | 5 | 3 | 1 | 3 | 1 | 1 | 18 |
| Penn State | 1-3 | 0-0 | 0-0 | 2 | 0 | 2 | 2 | 1 | 0 | 0 | 0 | 1 | 12 |
| Iowa | 0-0 | 0-0 | 0-0 | 0 | 1 | 0 | 1 | 0 | 0 | 0 | 0 | 0 | 1 |
| Connecticut | 0-1 | 0-0 | 0-0 | 0 | 3 | 0 | 3 | 1 | 0 | 1 | 0 | 0 | 15 |
| at Wisconsin | 1-2 | 0-0 | 0-0 | 2 | 0 | 0 | 0 | 2 | 0 | 2 | 0 | 0 | 6 |
| at Illinois | 0-0 | 0-0 | 0-0 | 0 | 0 | 1 | 1 | 0 | 0 | 0 | 0 | 0 | 3 |
| at Ohio State | 0-0 | 0-0 | 0-0 | 0 | 0 | 0 | 0 | 0 | 1 | 1 | 0 | 0 | 2 |
| Michigan State | 0-0 | 0-0 | 0-0 | 0 | 1 | 1 | 2 | 2 | 0 | 1 | 0 | 2 | 13 |
| at Michigan State | 0-0 | 0-0 | 0-0 | 0 | 0 | 0 | 0 | 2 | 0 | 0 | 0 | 0 | 2 |
| Minnesota | 0-0 | 0-0 | 0-0 | 0 | 0 | 0 | 0 | 0 | 0 | 0 | 0 | 0 | 1 |

2007-08 HIGHS

Points11 vs. Tennessee State, 12/3/07
 Rebounds8 vs. Tennessee State, 12/3/07
 Assists2 (2x) last vs. Chicago St., 12/29/07
 Blocks1 (2x) at Minnesota, 1/17/08
 Steals .2 (2x) last vs. Michigan State, 2/16/08
 Minutes30 vs. Tennessee State, 12/3/07


CAREER HIGHS

Points12 Penn State, 3/3/07
 Rebounds ..8 (2x) last Tennessee St., 12/3/07
 Assists2 (4x) last vs. Chicago St., 12/29/07
 Blocks2 Western Illinois, 12/6/06
 Steals .2 (5x) last vs. Michigan State, 2/16/08
 Minutes32 at Connecticut, 1/20/07

CAREER STATS

OVERALL

| Year | GP | GS | Min | Avg | FG | FGA | Pct | 3FG | 3FGA | Pct | FT | FTA | Pct | Off | Def | Tot | Avg | PF | FO | Ast | TO | Blk | Stl | Pts | Avg |
|--------------|-----------|-----------|------------|-------------|-----------|------------|-------------|----------|----------|-------------|-----------|-----------|-------------|-----------|-----------|------------|------------|-----------|----------|-----------|-----------|-----------|-----------|------------|------------|
| 2006-07 | 29 | 7 | 333 | 11.5 | 34 | 66 | .515 | 0 | 0 | .000 | 28 | 55 | .509 | 26 | 38 | 64 | 2.2 | 46 | 2 | 7 | 16 | 10 | 12 | 96 | 3.3 |
| 2007-08 | 20 | 11 | 283 | 14.2 | 17 | 43 | .395 | 0 | 0 | .000 | 16 | 24 | .667 | 28 | 27 | 55 | 2.8 | 40 | 0 | 9 | 18 | 2 | 12 | 50 | 2.5 |
| TOTAL | 49 | 18 | 616 | 12.6 | 51 | 109 | .468 | 0 | 0 | .000 | 44 | 79 | .557 | 54 | 65 | 119 | 2.4 | 86 | 2 | 16 | 34 | 12 | 24 | 146 | 3.0 |



ELI HOLMAN

32

*FORWARD • 6-9 • 210 • FRESHMAN
RICHMOND, CALIF.
RICHMOND*



2007-08: Had four points and six rebounds against Longwood • added two blocks • scored two points and grabbed three rebounds against UNC Wilmington • out indefinitely with a left wrist injury.

| 2007-08 | FG | 3FG | FT | PTS | OFF | DEF | TOT | PF | A | TO | BLK | STL | MIN |
|--------------------|-----|-----|-----|-----|-----|-----|-----|----|---|----|-----|-----|-----|
| Chattanooga | 0-0 | 0-0 | 0-0 | 0 | 0 | 0 | 0 | 0 | 0 | 0 | 0 | 0 | 3 |
| Longwood | 1-4 | 0-0 | 2-4 | 4 | 3 | 3 | 6 | 3 | 0 | 2 | 2 | 1 | 20 |
| UNCW | 1-3 | 0-0 | 0-0 | 2 | 1 | 2 | 3 | 2 | 0 | 1 | 0 | 0 | 13 |
| vs. Illinois State | 0-0 | 0-0 | 0-0 | 0 | 0 | 0 | 0 | 2 | 1 | 0 | 1 | 0 | 5 |
| vs. Xavier | 0-0 | 0-0 | 0-0 | 0 | 0 | 0 | 0 | 0 | 0 | 0 | 0 | 0 | 2 |
| Kentucky | 0-1 | 0-0 | 0-0 | 0 | 1 | 0 | 1 | 0 | 0 | 0 | 0 | 0 | 2 |

| 2007-08 HIGHS | |
|----------------|---------------------------------|
| Points | 4 vs. Longwood, 11/18/07 |
| Rebounds | 6 vs. Longwood, 11/18/07 |
| Assists | 1, vs. Illinois State, 11/23/07 |
| Blocks | 2 vs. Longwood, 11/18/07 |
| Steals | 1 vs. Longwood, 11/18/07 |
| Minutes | 20 vs. Longwood, 11/18/07 |

CAREER STATS

OVERALL

| Year | GP | GS | Min | Avg | FG | FGA | Pct | 3FG | 3FGA | Pct | FT | FTA | Pct | Off | Def | Tot | Avg | PF | FO | Ast | TO | Blk | Stl | Pts | Avg |
|---------|----|----|-----|-----|----|-----|------|-----|------|------|----|-----|------|-----|-----|-----|-----|----|----|-----|----|-----|-----|-----|-----|
| 2007-08 | 6 | 0 | 45 | 7.5 | 2 | 8 | .250 | 0 | 0 | .000 | 2 | 4 | .500 | 5 | 5 | 10 | 1.7 | 7 | 0 | 1 | 3 | 3 | 1 | 6 | 1.0 |



ADAM AHLFELD

34 | GUARD • 6-0 • 193 • SENIOR
 INDIANAPOLIS, IND.
 NORTH CENTRAL



2007-08: Saw his first action of the season against Longwood • tied his career high with three points against UNC Wilmington, on 3-of-4 shooting from the foul line in four minutes of action • also tied a career high with two rebounds • pulled down an offensive rebound against Coppin State • looks to join father Steve (1972-75) as the first father/son combo to play hoops for four years at IU and earn a degree.

| 2007-08 | FG | 3FG | FT | PTS | OFF | DEF | TOT | PF | A | TO | BLK | STL | MIN |
|------------------|-----|-----|-----|-----|-----|-----|-----|----|---|----|-----|-----|-----|
| Longwood | 0-0 | 0-0 | 0-0 | 0 | 0 | 0 | 0 | 1 | 0 | 0 | 0 | 0 | 3 |
| UNCW | 0-0 | 0-0 | 3-4 | 3 | 0 | 2 | 2 | 0 | 0 | 0 | 0 | 0 | 4 |
| Kentucky | 0-0 | 0-0 | 0-0 | 0 | 0 | 0 | 0 | 0 | 0 | 0 | 0 | 0 | 1 |
| Western Carolina | 0-0 | 0-0 | 0-0 | 0 | 0 | 0 | 0 | 0 | 0 | 0 | 0 | 0 | 2 |
| Coppin State | 0-0 | 0-0 | 0-0 | 0 | 1 | 0 | 1 | 0 | 0 | 0 | 0 | 0 | 1 |
| Chicago State | 0-0 | 0-0 | 0-0 | 0 | 0 | 0 | 0 | 0 | 0 | 0 | 0 | 0 | 1 |
| at Michigan | 0-0 | 0-0 | 0-0 | 0 | 0 | 0 | 0 | 0 | 0 | 0 | 0 | 0 | 1 |
| Iowa | 0-0 | 0-0 | 0-0 | 0 | 0 | 0 | 0 | 0 | 0 | 0 | 0 | 0 | 1 |
| Michigan State | 0-0 | 0-0 | 0-0 | 0 | 0 | 0 | 0 | 0 | 0 | 0 | 0 | 0 | 0+ |
| Minnesota | 0-0 | 0-0 | 0-0 | 0 | 0 | 0 | 0 | 0 | 0 | 0 | 0 | 0 | 1 |

2007-08 HIGHS

| | |
|---------------|----------------------|
| Points..... | 3 vs. UNCW, 11/20/07 |
| Rebounds..... | 2 vs. UNCW, 11/20/07 |
| Assists..... | N/A |
| Blocks..... | N/A |
| Steals..... | N/A |
| Minutes..... | 4 vs. UNCW, 11/20/07 |


CAREER HIGHS

| | |
|---------------|--------------------------------|
| Points..... | 3 (2x) last vs. UNCW, 11/20/07 |
| Rebounds..... | 2 (2x) last vs. UNCW, 11/20/07 |
| Assists..... | 1 (3x) Penn State, 3/3/07 |
| Blocks..... | N/A |
| Steals..... | N/A |
| Minutes..... | 4 vs. UNCW, 11/20/07 |

CAREER STATS


OVERALL

| Year | GP | GS | Min | Avg | FG | FGA | Pct | 3FG | 3FGA | Pct | FT | FTA | Pct | Off | Def | Tot | Avg | PF | FO | Ast | TO | Blk | Stl | Pts | Avg |
|--------------|-----------|----------|-----------|------------|----------|----------|-------------|----------|----------|-------------|----------|----------|-------------|----------|----------|-----------|------------|----------|----------|----------|----------|----------|----------|----------|------------|
| 2004-05 | 2 | 0 | 3 | 1.5 | 0 | 1 | .000 | 0 | 1 | .000 | 0 | 0 | .000 | 0 | 1 | 1 | 0.5 | 0 | 0 | 0 | 0 | 0 | 0 | 0 | 0.0 |
| 2005-06 | 4 | 0 | 8 | 2.0 | 1 | 1 | 1.000 | 1 | 1 | 1.000 | 2 | 2 | 1.000 | 3 | 0 | 3 | 0.8 | 0 | 0 | 2 | 1 | 0 | 0 | 5 | 1.3 |
| 2006-07 | 5 | 0 | 8 | 1.6 | 0 | 0 | .000 | 0 | 0 | .000 | 0 | 0 | .000 | 1 | 2 | 3 | 0.6 | 0 | 0 | 1 | 0 | 0 | 0 | 0 | 0.0 |
| 2007-08 | 10 | 0 | 15 | 1.5 | 0 | 0 | .000 | 0 | 0 | .000 | 3 | 4 | .750 | 1 | 2 | 3 | 0.3 | 1 | 0 | 0 | 0 | 0 | 3 | 0.3 | |
| TOTAL | 21 | 0 | 34 | 1.6 | 1 | 2 | .500 | 1 | 2 | .500 | 5 | 6 | .833 | 5 | 5 | 10 | 0.5 | 1 | 0 | 3 | 1 | 0 | 0 | 8 | 0.4 |



KYLE TABER

44 | FORWARD • 6-7 • RS JUNIOR
EVANSVILLE, IND.
CENTRAL



2007-08: Originally a walk-on who was awarded a scholarship this fall • had two rebounds in five minutes of play against Longwood • grabbed two offensive rebounds in five minutes against UNC Wilmington • pulled down a rebound in the Tennessee State game • grabbed six rebounds, blocked a shot and made a free throw in 12 minutes played against Western Carolina • recorded a steal in six minutes of action against Coppin State • scored a career-high four points by making both of his field goal attempts against Chicago State • also grabbed three rebounds versus the Cougars • earned his first career start, and recorded four rebounds and a block against Northwestern in 24 minutes of action • played 21 minutes off the bench against Illinois, scoring two points and grabbing three rebounds • got the nod for his second career start, hauling in two offensive rebounds and sinking his only field goal attempt at Ohio State • scored two points on a pair of free throws and recorded rebounds and a steal against Michigan State • went 3-for-3 from the field for six points against Purdue • also recorded five rebounds, two assists and a steal versus the Boilermakers • made his only field goal attempt at Northwestern and pulled down two rebounds in the Indiana win • recorded four rebounds in 11 minutes of action against Ohio State • recorded three rebounds (two offensive) and converted on his only field goal attempt against Minnesota.

| 2007-08 | FG | 3FG | FT | PTS | OFF | DEF | TOT | PF | A | TO | BLK | STL | MIN |
|--------------------|-----|-----|-----|-----|-----|-----|-----|----|---|----|-----|-----|-----|
| Longwood | 0-1 | 0-0 | 0-0 | 0 | 2 | 0 | 2 | 0 | 1 | 1 | 0 | 0 | 5 |
| UNCW | 0-0 | 0-0 | 0-0 | 0 | 2 | 0 | 2 | 0 | 0 | 0 | 0 | 0 | 5 |
| vs. Illinois State | 0-0 | 0-0 | 0-0 | 0 | 0 | 1 | 1 | 0 | 0 | 0 | 0 | 0 | 1 |
| Tennessee St. | 0-0 | 0-0 | 0-0 | 0 | 1 | 0 | 1 | 0 | 0 | 0 | 0 | 0 | 1 |
| Kentucky | 0-0 | 0-0 | 0-0 | 0 | 0 | 0 | 0 | 0 | 0 | 0 | 0 | 0 | 1 |
| Western Carolina | 0-0 | 0-0 | 1-3 | 1 | 1 | 5 | 6 | 1 | 0 | 0 | 1 | 0 | 12 |
| Coppin State | 0-0 | 0-0 | 0-0 | 0 | 0 | 0 | 0 | 1 | 0 | 0 | 0 | 1 | 6 |
| Chicago State | 2-2 | 0-0 | 0-0 | 4 | 1 | 2 | 3 | 1 | 0 | 0 | 0 | 0 | 8 |
| Iowa | 0-0 | 0-0 | 0-0 | 0 | 0 | 1 | 1 | 0 | 0 | 0 | 0 | 0 | 1 |
| Northwestern | 0-1 | 0-0 | 0-0 | 0 | 2 | 2 | 4 | 0 | 0 | 1 | 1 | 0 | 24 |
| at Illinois | 1-1 | 0-0 | 0-0 | 2 | 2 | 1 | 3 | 0 | 0 | 0 | 0 | 0 | 21 |
| at Ohio State | 1-1 | 0-0 | 0-0 | 2 | 2 | 0 | 2 | 0 | 0 | 1 | 0 | 0 | 16 |
| Wisconsin | 0-0 | 0-0 | 0-0 | 0 | 1 | 0 | 1 | 0 | 0 | 0 | 0 | 0 | 16 |
| Michigan State | 0-0 | 0-0 | 2-2 | 2 | 0 | 2 | 2 | 2 | 0 | 0 | 0 | 1 | 18 |
| Purdue | 3-3 | 0-0 | 0-0 | 6 | 1 | 4 | 5 | 3 | 2 | 0 | 0 | 1 | 21 |
| at Northwestern | 1-1 | 0-0 | 0-0 | 2 | 1 | 1 | 2 | 0 | 0 | 0 | 0 | 0 | 9 |
| Ohio State | 0-1 | 0-0 | 0-0 | 0 | 1 | 3 | 4 | 0 | 0 | 0 | 0 | 0 | 11 |
| at Michigan State | 0-0 | 0-0 | 0-0 | 0 | 0 | 0 | 0 | 2 | 0 | 0 | 0 | 0 | 4 |
| Minnesota | 1-1 | 0-0 | 0-0 | 2 | 2 | 1 | 3 | 1 | 0 | 0 | 0 | 0 | 13 |

2007-08 HIGHS

Points6, vs. Purdue, 2/19/08
Rebounds...6 vs. Western Carolina, 12/15/07
Assists2, vs. Purdue, 2/19/08
Blocks....1 (2x) last vs. Northwestern, 2/3/08
Steals.....1 (3x) last vs. Purdue, 2/19/08
Minutes24 vs. Northwestern, 2/3/08

CAREER HIGHS

Points.....6, vs. Purdue, 2/19/08
Rebounds...6 vs. Western Carolina, 12/15/07
Assists2, vs. Purdue, 2/19/08
Blocks.....1 (3x) last vs. Northwestern, 2/3/08
Steals.....1 (6x) last vs. Purdue, 2/19/08
Minutes24 vs. Northwestern, 2/3/08

CAREER STATS

OVERALL

| Year | GP | GS | Min | Avg | FG | FGA | Pct | 3FG | 3FGA | Pct | FT | FTA | Pct | Off | Def | Tot | Avg | PF | FO | Ast | TO | Blk | Stl | Pts | Avg |
|--------------|-----------|----------|------------|------------|-----------|-----------|-------------|----------|----------|-------------|----------|----------|-------------|-----------|-----------|-----------|------------|-----------|----------|----------|----------|----------|----------|-----------|------------|
| 2005-06 | 3 | 0 | 4 | 1.3 | 2 | 2 | 1.000 | 0 | 0 | .000 | 0 | 0 | .000 | 0 | 0 | 0 | 0.0 | 0 | 0 | 0 | 0 | 2 | 4 | 1.3 | |
| 2006-07 | 6 | 0 | 10 | 1.7 | 1 | 2 | .500 | 0 | 0 | .000 | 0 | 0 | .000 | 2 | 1 | 3 | 0.5 | 2 | 0 | 0 | 2 | 1 | 1 | 2 | 0.3 |
| 2007-08 | 19 | 3 | 193 | 10.2 | 8 | 12 | .750 | 0 | 0 | .000 | 3 | 5 | .600 | 19 | 23 | 42 | 2.2 | 11 | 0 | 3 | 3 | 2 | 3 | 21 | 1.1 |
| TOTAL | 28 | 3 | 207 | 7.4 | 12 | 16 | .750 | 0 | 0 | .000 | 3 | 5 | .600 | 21 | 24 | 45 | 1.6 | 13 | 0 | 3 | 5 | 3 | 6 | 27 | 1.0 |