

INDIANA HOOSIERS

ATHLETIC MEDIA RELATIONS • J.D. CAMPBELL • DIRECTOR/MBB CONTACT
E-MAIL - JC56@INDIANA.EDU • CELL - (812) 322-1437 • IUHOOSIERS.COM

2007-2008 INDIANA MEN'S BASKETBALL SCHEDULE

Date	Opponent	Time	TV/Result
November			
4	NORTH ALABAMA	Noon	W, 121-76
10	UNC PEMBROKE	8 p.m.	W, 111-62
(both above games are exhibitions)			
12	CHATTANOOGA	7 p.m.	W, 99-77
CHICAGO INVITATIONAL CHALLENGE			
18	LONGWOOD	Noon	W, 100-49
20	UNC WILMINGTON	7 p.m.	W, 95-71
23	Illinois State	8:30 p.m.	W, 70-57
24	Xavier	8:30 p.m.	L, 65-80
(Sears Centre, Hoffman Estates, Illinois)			
BIG TEN/ACC CHALLENGE			
27	GEORGIA TECH	7 p.m.	W, 83-79
December			
1	at Southern Illinois	9:30 p.m.	W, 64-51
3	TENNESSEE STATE	7 p.m.	W, 84-72
8	KENTUCKY	4 p.m.	W, 70-51
15	WESTERN CAROLINA	8 p.m.	W, 100-52
22	COPPIN STATE	Noon	W, 73-46
29	CHICAGO STATE	7 p.m.	W, 97-59
January			
2	at Iowa	9 p.m.	W, 79-76
8	at Michigan	7 p.m.	W, 78-64
13	ILLINOIS	4:30 p.m.	W, 62-58
17	at Minnesota	9 p.m.	W, 65-60
20	PENN STATE	2 p.m.	W, 81-65
23	IOWA	9 p.m.	Big Ten Network
26	CONNECTICUT	1 p.m.	CBS
31	at Wisconsin	9 p.m.	ESPN
February			
3	NORTHWESTERN	Noon	Big Ten Network
7	at Illinois	9 p.m.	ESPN/ESPN2
10	at Ohio State	1 p.m.	CBS
13	WISCONSIN	7 p.m.	Big Ten Network
16	MICHIGAN STATE	9 p.m.	ESPN
19	PURDUE	7 p.m.	ESPN
23	at Northwestern	8 p.m.	Big Ten Network
26	OHIO STATE	7 p.m.	ESPN
March			
2	at Michigan State	Noon/2 p.m.	BTN/CBS
5	MINNESOTA	TBA	TBA
8/9	at Penn State	TBA	TBA
13-16 at Big Ten Tournament (Indianapolis)			

IOWA AT INDIANA, 9:06 P.M.

January 20, 2008 • Assembly Hall (17,357)
Bloomington, Indiana • IU leads series 92-68
Last Meeting: Indiana 79, at Iowa 76 (Jan. 3)



**#7/#8 Indiana (16-1, 5-0)
vs. Iowa (9-10, 2-3)**



IU Radio Network (Don Fischer, Todd Leary and Joe Smith)
Big Ten Network (Wayne Larrivee and Shon Morris)

THE OPENING TIP

The Indiana men's basketball team is ranked seventh by AP and eighth in the *ESPN/USA Today* Coaches poll. The Hoosiers will play the second of a three-game homestand when it hosts Iowa. IU has won its last 12 games, the longest winning streak during Kelvin Sampson's two-year tenure, and is coming off an 81-65 win at home over Penn State. The Hawkeyes are coming off a 68-60 win at Michigan. The Hoosiers have a 12-game winning streak or better for the 14th time in school history and are enjoying their longest continuous string of success since they won 13 in a row in the 1992-93 season. At 5-0 in conference play, Indiana has its best opening in the league since the 1992-93 team started 11-0 in the conference en route to a Big Ten title. Indiana's 16-1 start is the best run to open a season since the 1990-91 team opened the year with an identical 16-1 mark. The Hoosiers own the fourth longest home court winning streak in the nation at 28 and have won five of seven against Iowa in Assembly Hall. Earlier this month, the Hoosiers built a 13-point second-half lead late before holding on for a 79-76 win in Iowa City on January 3.

THE COACHES

Two-time National Coach of the Year **Kelvin Sampson** was named the 26th head coach in Indiana University history on March 29, 2006 and is in his second year with the Hoosiers and 25th as a collegiate head coach. He has notched 16 20-plus win seasons and is 492-269 (.647), which ranks 20th in victories among active NCAA Division I coaches. He is 37-12 (.754) in two seasons and is 26-0 at Assembly Hall, surpassing Branch McCracken who held the record for most consecutive wins at home to start a career with 25 from 1938-41. Both of Sampson's Hoosier teams have been nationally ranked. This year, the Hoosiers are currently enjoying their highest ranking of the season, while last year, they climbed to #19.

Coach **Todd Lickliter**, an Indiana native, is in his first season as the head coach at Iowa after spending six seasons at Butler. His teams are 2-3 all-time against the Hoosiers.

UP NEXT

The Hoosiers will host a non-conference contest against UConn (January 26) for another "White Out Game" where all IU fans in attendance are asked to wear white. The Hoosiers return to the road on January 31 for a game at Wisconsin.

MEDIA RELATIONS

Indiana Athletics Media Relations Director J.D. Campbell is the primary media relations contact for the Indiana men's basketball team. He can be reached via cell phone (812-322-1437) or e-mail (jc56@indiana.edu).

HOOSIER HISTORY

IU is third all-time in NCAA Championships (5), fifth in NCAA Tournament appearances (34), sixth in NCAA Tournament victories (60), seventh in Final Four appearances (8) and 10th in overall victories (1,625).

Indiana has won 20 Big Ten Championships with the last coming in 2002. The Hoosiers have the best winning percentage in conference games only at 61%. No team has had more All-Big Ten selections than IU with 51.

Indiana has won its last 28 regular season games in Assembly Hall and tied a school record by going 15-0 last year.

BIG TEN STANDINGS

Indiana.....	5-0, 16-1
Wisconsin.....	5-0, 15-2
Purdue.....	4-1, 13-5
Michigan State.....	4-1, 16-2
Ohio State.....	3-2, 12-6
Minnesota.....	2-3, 12-5
Penn State.....	2-3, 10-7
Iowa.....	2-4, 9-10
Illinois.....	1-5, 9-10
Michigan.....	1-5, 5-13
Northwestern.....	0-5, 6-9

This Week

January 22

Michigan at Wisconsin
Illinois at Ohio State

January 23

Purdue at Penn State
Iowa at Indiana

January 24

Michigan State at Northwestern

Quickly

• **Eric Gordon** leads the league and is 10th in the nation in scoring (22.4), fourth in the league in free throw percentage (85.3) and is fourth in three-point field goals made (2.8). He has made (116) and attempted (132) more free throws than any other player in the league. The last freshman to lead the Big Ten in scoring was Minnesota's Kris Humphries (21.7) in 2004. The highest scoring average by a freshman in league history was set by Purdue's Glenn Robinson (24.1) in 1993.

• **D.J. White** has recorded 11 double-doubles in his last 13 outings. He is currently third in the league in scoring (16.9), ninth in the nation and first in the league in rebounds (10.6) and field goal percentage (63.3), and third in the league in blocked shots (1.9). He is now 32nd on the school's all-time scoring list with 1,163 points and 20th in all-time rebounds at IU with 587. He is averaging 18.2 points and 12.8 rebounds in Big Ten action.

• **Jamarcus Ellis** is sixth in the Big Ten in rebounding (7.4) and third in assists (4.7). He also is second in the league in defensive rebounds at 5.8.

• The Hoosiers lead the league in scoring (80.3), free throw percentage (74.9), field goal percentage (49.0) and three-point field goal percentage (38.2).

2007-08 ROSTER

(LAST GAME'S STARTERS UNDERLINED)

No.	Name	Ht.	Wt.	Pos.	YR/EXP	Hometown/High School/Last College
1	Armon Bassett	6-1	176	G	SO/1L	Terre Haute, Ind./Hargrave Military Academy
	Preseason All-Big Ten (<i>ATHLON</i>)... two-year starter who is averaging 10.5 points... had 20 points against Chattanooga... had 11 second half points to key comeback against Illinois... hit 6-of-8 overall and 5-of-6 beyond the arc for 17 points against Penn State... shooting a league-best 50.9% from 3's.					
2	DeAndre Thomas	6-8	295	F	JR/JC	Chicago, Ill./Westinghouse/Chipola JC
	Lost 59 pounds in the offseason... made first career start against Longwood... averaging 5.1 points... tied season-high with 11 points and five rebounds against Kentucky.					
3	<u>D.J. White</u>	6-9	251	F	SR/3L	Tuscaloosa, Ala./Hillcrest
	Preseason All-American... averaging 18.2 points and 12.8 rebounds in league play... three-time Big Ten Player of the Week (12/3, 12/10, 1/14)... active IU leader with 81 starts... averaging 16.9 points, 10.6 boards and shooting 63.3 from the field... named all-tournament at the Chicago Invitational Challenge... has 11 double-doubles this season... named National Player of the Week by Rivals.com (12/10)... had 21 points and career-high 22 boards at Michigan... recorded his 11th double-double in 12 games with 17 points and 10 boards at Minnesota... shot 8-of-11 for 22 points against Penn State, his sixth 20-point game of the season.					
4	Brett Finkelmeier	6-0	170	G	FR/HS	Carmel, Ind./Carmel
	First-year walk-on... hit two free throws, his first collegiate points against WCU.					
5	<u>Jordan Crawford</u>	6-4	195	G	FR/HS	Detroit, Mich./Communication and Media Arts
	Averaging 12.1 points... had a career-high 20 points in his first career start against Kentucky... scored 16 points, 14 in the first half, and hit a career-best four trifectas at Minnesota... ranks fifth among all Big Ten frosh in scoring.					
13	<u>Jamarcus Ellis</u>	6-5	200	G/F	JR/JC	Chicago, Ill./Westinghouse/Chipola JC
	2007 NJCAA Player of the Year who is averaging 7.9 points, 7.4 rebounds and 4.7 assists... has had two double-doubles this season... had 15 points, seven boards, seven assists and five steals at Iowa... knocked in 5-of-6 for 12 points to go along with eight assists, five boards and three steals in 38 minutes against Penn State.					
20	A.J. Ratliff	6-3	188	G	SR/3L	Indianapolis, Ind./North Central
	Averaging 2.4 points in five games... had a season-high seven points against Illinois.					
22	Lance Stemler	6-8	210	F	SR/1L	Columbia, Ill./Gibault/Southwestern Illinois CC
	Made 25th career start against Coppin State... had season-high 15 points against Georgia Tech... had nine points against Coppin State... accounted for game-winning points with a 3-pointer at the 1:28 mark in victory at Minnesota... averaging 5.6 points and 3.5 rebounds.					
23	<u>Eric Gordon</u>	6-4	215	G	FR/HS	Indianapolis, Ind./North Central
	Averaging a Big Ten-best 22.4 points per game and named Big Ten Co-Player of the Week (11/19)... named all-tournament at the Chicago Invitational Challenge... first player in school history to open career with seven straight 20+ point performances... named ESPN.com National Player of the Week (12/3)... named Mid-season All-American and All-Freshman by Rivals.com... tallied a game-high 25 points, his 12th 20-point game, and added six rebounds and three assists in 38 minutes against Penn State has reached double figures in 16 of the team's 17 ballgames.					
24	Brandon McGee	6-7	220	F	FR/HS	Chicago, Ill./Crane
	Had a season-high seven points against Tennessee State... added five against Chicago State.					
30	<u>Mike White</u>	6-6	232	F	SR/1L	Springhill, La./Springhill/Lee College
	Planned to redshirt but is averaging 4.0 points and 4.0 rebounds since peeling off redshirt against Georgia Tech... had 10 points and five boards against Coppin State.					
32	Eli Holman	6-9	210	C	FR/HS	Richmond, Calif./Richmond
	Had four points and six rebounds against Longwood... out indefinitely with a left wrist injury.					
34	Adam Ahlfeld	6-0	183	G	SR/2L	Indianapolis, Ind./North Central
	Walk-on who looks to join father Steve (1972-75) as the first father/son combo to play hoops for four years at IU and earn a degree... tied career-high with three points against UNC Wilmington					
44	Kyle Taber	6-7	226	F	JR/1L	Evansville, Ind./Evansville Central
	Awarded a scholarship this fall... had a point and a career-high six rebounds against WCU.					

Head Coach: Kelvin Sampson (Pembroke State, '78) 37-12 at IU, 2nd Season; 492-269, 25th Year as Head Coach
Assistant Coaches: Ray McCallum (Ball State, '83), Jeff Meyer (Taylor, '76), Dan Dakich (Indiana, '85)
Trainer: Tim Garl (Alabama '78) Video Coordinator: Travis Steele (Butler, '04)
Strength and Conditioning: Jeff Watkinson (North Carolina State, '93)
Graduate Managers: Bilal Batley (Oklahoma, '07), Kellen Sampson (Oklahoma, '07)

WHITE PUTTING UP MONSTER NUMBERS

Senior **D.J. White** is trying to become the first player since Alan Henderson to average double figures in scoring and rebounding at IU. He is currently averaging 16.9 points and 10.6 rebounds.

Hoosiers Who Have Averaged Double Figure Points and Rebounds

Player	Points	Rebounds	Year
Alan Henderson	17.8 ppg.	10.3 rpg.	1993-94
Kent Benson	19.8 ppg.	10.5 rpg.	1976-77
Steve Downing	20.1 ppg.	10.6 rpg.	1972-73
Steve Downing	17.5 ppg.	15.1 rpg.	1971-72
George McGinnis	29.9 ppg.	14.7 rpg.	1970-71
Ken Johnson	14.7 ppg.	10.5 rpg.	1969-70
Ken Johnson	18.2 ppg.	12.2 rpg.	1968-69
Butch Joyner	18.5 ppg.	10.5 rpg.	1966-67
D. VanArsdale	22.3 ppg.	12.4 rpg.	1963-64
T. VanArsdale	21.3 ppg.	12.3 rpg.	1963-64
Walt Bellamy	21.8 ppg.	17.8 rpg.	1960-61
Walt Bellamy	22.4 ppg.	13.5 rpg.	1959-60
Frank Radovich	14.8 ppg.	11.9 rpg.	1959-60
Walt Bellamy	17.4 ppg.	15.2 rpg.	1958-59
Frank Radovich	12.5 ppg.	10.1 rpg.	1958-59
Archie Dees	25.5 ppg.	14.4 rpg.	1957-58
Archie Dees	25.0 ppg.	14.4 rpg.	1956-57
Dick Neal	12.5 ppg.	10.4 rpg.	1956-57
Archie Dees	17.4 ppg.	12.6 rpg.	1955-56
Don Schlundt	24.3 ppg.	11.1 rpg.	1953-54

Fifteen rebounds

White was the first player since Steve Downing in 1972 to collect 15 rebounds or more in three straight games (Chicago State, Iowa, Michigan). White has had 69 rebounds in the last five games.

1,000 points/500 rebounds

White is now the 15th player in Hoosier history to record more than 1,000 points (1,163) and 500 rebounds (587) during their career. He is the first player to accomplish the feat since Jeff Newton had 1,203 points and 737 rebounds from 2000-2003.

Pan-Am Games Experience Helped

White became the eighth player in Indiana basketball history to suit up for Team USA in the Pan American Games this past summer for Villanova Coach Jay Wright and was the top performer for the squad after averaging 16.8 points (4th in the tournament) and 8.6 rebounds (3rd in the event) in five games. He shot 59.3% from the field.

ELLIS SETS THE TONE

Junior **Jamarcus Ellis** made quite a first impression in his first Big Ten game at Iowa. He had 15 points, seven rebounds, seven assists and five steals. In addition, he tied the score just before halftime with an off-balance jumper, and had six straight points in a key second half stretch which saw the Hoosiers rally from a four-point deficit against the Hawkeyes.

Against Penn State, Ellis logged 38 minutes and turned in a spectacular all-around effort. He hit 5-of-6 shots en route to 12 points to go along with eight assists, five boards, three steals and one block.

For the season, he is averaging 7.9 points, 7.4 rebounds (6th in the Big Ten), 4.7 assists (3rd in the Big Ten) and is second on the team with 17 blocked shots and leads the club with 25 steals. His nickname, Tone, is short for his middle name, Antonio.

GORDON'S BIG TEN DEBUT WAS NOTABLE

Freshman **Eric Gordon** had 25 points to help lead the Hoosiers to the 79-76 win at Iowa. Here is where his Big Ten opening freshman performance rates among some of the greats in Indiana history.

Steve Alford, 24 points at Ohio State, 1/7/84
 Alan Henderson, 20 points vs. Minnesota, 1/9/91
 Calbert Cheaney, 18 points at Ohio State, 1/4/89
 Bracey Wright, 17 points vs. Penn State, 1/8/03
 A.J. Guyton, 16 points at Michigan State, 1/2/97
 Isiah Thomas, 15 points at Ohio State, 1/3/80
 Damon Bailey, 14 points vs. Illinois, 1/2/91
 Mike Woodson, 14 points vs. Purdue, 1/6/77

Gordon Has Made The Third Most Free Throws

Gordon has made the third most free throws in the country behind North Carolina's Tyler Hansbrough (153) and Niagara's Charron Fisher (126). Gordon has made 116 free throws in 136 attempts.

Gordon's Double Digit Attempts At the Line

Chattanooga, 8 for 10
 UNC Wilmington, 12 for 13
 Illinois State, 7 for 10
 Xavier, 12 for 12
 Georgia Tech, 13 for 16
 Coppin State, 10 for 10
 Chicago State, 14 for 14
 Iowa, 9 for 11
 Illinois, 8 for 10

CRAWFORD CONTRIBUTES AS A FROSH

Freshman **Jordan Crawford** has emerged as a strong candidate for the Big Ten's All-Freshman team and Sixth Man of the Year Award. He is fifth among rookies in scoring in the league averaging 12.1 points. Combined with Gordon, they make up one of the strongest young backcourts in the nation averaging 34.5 points per game or 43.0 percent of the Hoosiers scoring attack. Usually the first option off the bench, unless there is an injury, he has scored in double figures in 10 of 14 games this season.

His most memorable performance of the season came when he started against his brother, Joe, when the Hoosiers battled Kentucky. Playing 39 minutes in his first career start, he had 20 points, two assists and two steals as the Hoosiers got the best of the Wildcats, 70-51. He is coming off his best Big Ten performance with 16 points off the bench at Minnesota. He drained a career-high four triples in that game.

NCAA I Top Scoring Freshman Duos

	Name (school)	Avg.	Avg.
1.	Eric Gordon (Indiana)	22.4	34.5
	Jordan Crawford (Indiana)	12.1	
2.	Michael Beasley (Kansas State)	24.8	34.3
	Jacob Pullen (Kansas State)	9.5	
3.	Donte Greene (Syracuse)	18.9	32.8
	Jonny Flynn (Syracuse)	13.9	
4.	Q.J. Mayo (USC)	19.9	31.7
	Davon Jefferson (USC)	11.8	

HOME COURT WINNING STREAK

INDIANA HOME WINNING STREAKS

No.	Began	Ended
56	Feb. 24, 1991 vs. Michigan 112-79	Jan. 24, 1995 vs. Michigan 52-65
33	Jan. 15, 1986 vs. Ohio State 69-66	Jan. 24, 1988 vs. Michigan 60-72
31	Dec. 22, 1973 vs. South Carolina 84-71	Dec. 6, 1976 vs. Kentucky 51-66
28	Feb. 22, 2006 vs. Penn State, 69-65	

CURRENT NCAA I HOME COURT WINNING STREAKS

No.	Team
42	Memphis
40	BYU
30	Notre Dame
28	Indiana

D.J. IS WHITE HOT

In the last 13 games, senior **D.J. White** is averaging 18.7 points, 12.3 rebounds, 2.2 blocks and is shooting 64.1% from the floor. He has had double-doubles in 11 of those games.

White was named Big Ten Men's Basketball Player of the Week for the third time this year (January 14) after averaging 18 points and 16 rebounds in wins over Michigan and Illinois. He had 15 points and 10 rebounds against Illinois and 21 points and 22 boards against Michigan, the first player since Alan Henderson in 1995 against Minnesota to post a 20/20 effort.

He also won the honor in consecutive weeks (December 3 and 10) and was named National Player of the Week by *Rivals.com* on December 10. Since the conference began giving the honor in 1981-82, White is the first Hoosier to receive the league Player of the Week honors in back-to-back weeks. For his career, he has been honored four times.

BASSETT SHOWING TOUGHNESS

Sophomore point guard **Armon Bassett** is showing his toughness by playing through pain caused by bone chips in his left foot. The Terre Haute native is coming off a 17 point effort against Penn State. He is currently the Big Ten leader in three-point field goal percentage at 50.9%.

Bassett also saved the day with 11 points against Illinois and his clutch triples in the second half helped the Hoosiers post the win against the Illini.

In his last three home games, he has made 11 of his last 15 three point attempts. Overall this season, he is shooting 61.5% from three point range at home making 24 of 39 three-point field goal attempts.

This season, he also has 40 assists to just 25 turnovers.

RPI AND SAGARIN RATINGS

The Hoosiers are 25th in the latest RPI.

Indiana is 9th according to the Sagarin Ratings.

PENN STATE POST-GAME NOTES

- With the victory, the Hoosiers improved their winning streak to 12 games, the longest IU winning streak since a 13-game string in 1992-93.

- The Hoosiers have now won 28 games in a row in Assembly Hall, the fourth-longest home-court winning streak in the nation. Kelvin Sampson improved to 26-0 in the venue, breaking Branch McCracken's record for consecutive home wins to start a career. McCracken won his first 25 from 1938-41.

- At 16-1, Indiana is off to its best start since 1990-91, when the Hoosiers matched that mark. At 5-0 in conference play, Indiana has its best opening in conference play since the 1992-93 team started 11-0 in the conference en route to a Big Ten regular season title.

- The Hoosiers improved to 27-3 all-time against the Nittany Lions and 15-0 against PSU in Assembly Hall.

- Indiana improved to 29-1 when scoring 70 or more points under Kelvin Sampson. IU also moved to 28-3 when holding a lead at the half under the second year head coach.

- **D.J. White** and **Eric Gordon** started out the game red hot for the Hoosiers, as Gordon went 3-for-4 out of the gate from 3-point land and White hit his first two shots. The duo combined to score 16 of Indiana's first 20 points.

- After Penn State tied the score at 54-54 with 11:03 to play, the Hoosiers went on a 27-6 run to open up an 81-60 lead with 2:13 to play. The Hoosiers went 10-for-12 from the field over that span, including a 4-for-4 performance by **D.J. White**. The IU defense also clamped down over that same span, as PSU went just 1-for-11 from the field. It is the 16th time in 17 games that the Hoosiers have put together a 10-plus point run this season.

- The fivesome of **D.J. White**, **Lance Stemler**, **Jamarcus Ellis**, **Eric Gordon** and **Armon Bassett** played the entire second half for the Hoosiers.

- Indiana shot the lights out in the second half, going 17-for-27 from the field. That, coupled with five offensive rebounds in the half, led to the Hoosiers limiting Penn State to just six defensive boards in the frame.

- White, the conference's leader in field goal percentage, went 8-for-11 from the field and added a 6-for-9 performance from the free-throw line in the game for 22 points. Penn State limited the conference's leading rebounder to just one board in the first half, but White bounced back with six second-half rebounds to finish with seven in the game.

- Gordon was 5-for-11 from 3-point land in the contest for a team-leading 25 points. He also matched a career-high with six rebounds in the game. The Indianapolis native went 4-for-4 from the free-throw line, just the third time he has shot fewer than five free throws in a game.

- **Armon Bassett** had another strong day on the offensive end, shooting 6-for-8 in the game and 5-for-6 from outside the 3-point line. He finished with 17 points, his highest total since scoring 19 against UNC Wilmington in the third game of the season.

- **Jamarcus Ellis** had yet another strong all-around performance for the Hoosiers, shooting 5-for-6 and finishing with 12 points. The junior added eight assists, five rebounds, three steals and a block in 38 minutes of action.

- **Lance Stemler** took just one shot, but drained a 3-point attempt in the first half to finish with three points. He totaled five rebounds, three on the offensive end, in the contest.

NATIONAL RANKINGS

ESPN/USA Today Coaches Poll
January 21, 2008

	Record	Points
1. Memphis (21)	17-0	765
2. Kansas (10)	18-0	754
3. Duke	15-1	682
4. North Carolina	18-1	666
5. Tennessee	16-1	653
6. Washington State	16-1	620
7. UCLA	16-2	581
8. Indiana	16-1	565
9. Georgetown	14-2	543
10. Michigan State	16-2	517
11. Wisconsin	15-2	443
12. Texas	14-3	381
13. Vanderbilt	17-2	336
14. Butler	17-2	316
15. Mississippi	15-2	284
16. Texas A & M	15-3	280
17. Pittsburgh	15-3	267
18. Villanova	13-3	257
19. Dayton	14-2	203
20. Marquette	13-4	158
21. Stanford	15-3	151
22. Xavier	15-4	112
23. Drake	16-1	92
24. Saint Mary's	15-2	89
25. Clemson	14-4	84

Associated Press Poll
January 14, 2008

	Record	Points
1. Memphis (49)	17-0	1,777
2. Kansas (23)	18-0	1,751
3. Tennessee	16-1	1,591
4. Duke	15-1	1,543
5. North Carolina	18-1	1,536
6. Washington State	16-1	1,442
7. Indiana	16-1	1,351
8. UCLA	16-2	1,312
9. Georgetown	14-2	1,235
10. Michigan State	16-2	1,175
11. Wisconsin	15-2	1,048
12. Texas	14-3	887
13. Pittsburgh	15-3	781
14. Vanderbilt	17-2	748
15. Butler	17-2	742
16. Dayton	14-2	567
17. Mississippi	15-2	529
18. Texas A & M	15-3	502
18. Villanova	13-3	502
20. Stanford	15-3	444
21. Marquette	13-4	332
22. Drake	16-1	313
23. Xavier	15-4	230
24. Arizona State	14-3	182
25. Baylor	15-2	173

Weekly Ranking

	AP	Coaches
Preseason	9	9
November 12	8	8
November 19	8	8
November 26	15	15
December 3	15	15
December 10	13	14
December 17	13	14
December 24	13	14
December 31	11	12
January 7	10	11
January 14	9	10
January 21	7	8

HOOSIER QUICK HITS

• The Hoosiers posted a 2.89 grade point average during the fall semester. Seven players earned grade point averages above 3.0 including **D.J. White, A.J. Ratliff, Lance Stemler, Jamarcus Ellis, Brett Finkelmeier, Adam Ahlfeld** and **Kyle Taber**.

• Chicago State went 0 for 5 from the free throw line, the first Hoosier opponent since at least 1970 to not make at least one free throw during a game against Indiana. San Francisco went 1 for 1 on free throw attempts against Indiana in Assembly Hall on December 20, 1998. On December 3, 1991, the Hoosiers did not make a free throw in a 78-46 win over Notre Dame at home.

• Freshman **Eric Gordon** had 31 points against Illinois State, his third 30+ point effort of the season. Only one other freshman in school history, Mike Woodson in 1976-77, has scored 30 or more points three times in their freshman year.

The Indianapolis North Central product is the first player in Indiana basketball history to score 20 points or more in the first seven games of his career. George McGinnis held the previous record with six straight to start a career. Gordon also set an IU first game and two-game scoring record with 31 points against UT Chattanooga and a total of 54 points in his first two games, topped, McGinnis who had 52.

The Hoosiers are 12-0 when he makes two or more three-point field goals.

• Senior **D.J. White** has posted a double-double in 14 of his last 20 games and notched 10 rebounds or more in 14 of the last 19 games. He was an all-tournament choice at the Chicago Invitational Challenge.

With 587 career rebounds, he is now 20th in career rebounds at IU.

D.J. White's Double-Double Efforts This Season

Xavier--16 points, 10 rebounds
Georgia Tech--18 points, 14 rebounds
Southern Illinois--10 points, 12 rebounds
Tennessee State--29 points, 13 rebounds
Kentucky--16 points, 13 rebounds
Western Carolina--21 points, 11 rebounds
Chicago State--21 points, 15 rebounds
Iowa--16 points, 15 rebounds
Michigan--21 points, 22 rebounds
Illinois--15 points, 10 rebounds
Minnesota--17 points, 10 rebounds

• Sophomore **Armon Bassett** leads the Big Ten in three-point shooting, connecting on 50.9% of his attempts (29/57).

• The Hoosiers have made more free throws (322) than their opponents have attempted (308).

• Senior co-captain **Lance Stemler** has made nine of his last 14 three-point attempts over a seven-game stretch and his triple with more than 12 minutes left in the game gave the Hoosiers the lead over Iowa for good as did his trey with 1:28 left at Minnesota.

• Indiana has won the battle of the boards in 12 of the last 14 games.

• The Hoosiers are 15-0 when they make more free throws than their opponent.

• The Hoosiers are 13-0 when they commit the same or fewer fouls in a game than their opponent and 10 of the Hoosiers wins have come by 12 points or more.

• The Hoosiers are 4-0 on the road and 4-1 away from Assembly Hall this season.

• Indiana has held six of its last nine opponents to 60 points or less.

PRESEASON HONORS

National Rankings..... *Playboy*, 5th
*Athlon*, 8th (Big Ten Champions)
*Sports Illustrated*, 8th
*Sporting News*, 10th
*Lindy's*, 10th
*CBSSports.com*, 11th

All-Americans.....Eric Gordon, *Sporting News*, *CBSSports.com*
D.J. White, *Athlon*, *CBS Sports.com*, *CollegeHoops.Net*

Big Ten Freshman Of The Year.....Eric Gordon, Several

Top Big Ten Transfer.....Jamarcus Ellis, *Sporting News*

Top National JC Transfer ..Jamarcus Ellis (2nd best), *Lindy's*

2007-08 HONORS

Preseason All-Big Ten.....D.J. White

Wooden Award Watch ListD.J. White

Naismith Award Watch ListD.J. White

Big Ten Player of the Week.....Eric Gordon (11/19)
D.J. White (12/3, 12/10, 1/4)

All-Chicago Invitational.....D.J. White
Eric Gordon

ESPN.com Player of the WeekEric Gordon (12/3)

Rivals.com Player of the Week.....D.J. White (12/10)

Rivals.com Midseason All-AmericanEric Gordon

Rivals.com Midseason All-Freshman.....Eric Gordon

CBS/Chevrolet Player of the Game..... Jordan Crawford
12/8/07 vs. Kentucky

CBS/Chevrolet Player of the GameD.J. White
1/13/08 vs. Illinois

WINNING STREAK NOTES

The Hoosiers are dominating the boards, winning the battle 40.5 to 28.8 since the Georgia Tech game.

Indiana is averaging 78.0 points, while holding opponents to 61.1 points per game and Hoosier opponents are shooting just 32.4% from three-point range.

The Hoosiers have made 233 free throws, while IU's opponents have made just 124 during that same time frame.

The Hoosiers are averaging 4.9 blocked shots per game, led by D.J. White's 28.

Five players are averaging 8.0 points or better, including **Eric Gordon** (20.4), **D.J. White** (18.9), **Jordan Crawford** (11.8), **Armon Bassett** (8.8) and Jamarcus Ellis (8.6).

ODDS AND TRENDS

- Indiana is 29-1 when scoring 70 points or more under Kelvin Sampson.
- Indiana is 28-3 when leading at the half in the past two seasons.
- The Hoosiers made defensive stops in back to back games in the closing seconds when holding a two-point lead against Illinois and a one-point cushion against Minnesota.
- The Hoosiers are 26-4 when outrebounding an opponent under Coach Sampson.
- Indiana posted its first win in the Kelvin Sampson era when trailing with under five minutes to go at Minnesota. The Gophers led 56-52. The last time IU rallied from a late deficit was in the 2006 NCAA Tournament against San Diego State.
- Against Illinois, the Hoosiers rallied for their seventh victory when trailing at the half during Coach Sampson's 47-game tenure as head coach.
- The Hoosiers rallied for the third time this season against Illinois when trailing by eight points or more in a game. UNC Wilmington led IU, 18-8, with 15:29 to go in the first half, Georgia Tech led the Hoosiers, 26-18, with 9:25 left in the opening half and the Illini led the Hoosiers, 13-4, with 15:52 remaining in the first half.
- The Hoosiers trailed Illinois, 44-37, with 13:22 to go and Georgia Tech, 49-43, with 14:31 remaining to post second half comeback wins.
- Indiana never trailed against Longwood, Illinois State, Tennessee State, Kentucky, Western Carolina and Chicago State.
- The Hoosiers had 56 rebounds, the most ever by a Kelvin Sampson-coached team at Indiana, against Chicago State.
- Against Southern Illinois, Indiana saw the Salukis miss their first 12 three-point field goal attempts.
- The Hoosiers snapped a four-game losing streak in the Big Ten/ACC Challenge with an 83-79 victory over Georgia Tech.
- The Hoosiers and Kentucky played for the first time in Bloomington since December 1990.

Assembly Hall

- The Hoosiers own a 28-game winning streak at home and several numbers show why the Hoosiers have been dominant in Assembly Hall.
- Indiana is 178-18 (92.5) all-time at Assembly Hall against non-conference foes and 259-50 (83.8) against the Big Ten.
 - The Hoosiers are averaging 85.8 points per game in their 11 home games this season.
 - Indiana is shooting 51.2% from the floor.
 - Four players are shooting 50% or better from the field at home. **D.J. White** (68.9), **Armon Bassett** (54.8), **DeAndre Thomas** (54.0) and **Jordan Crawford** (51.3) and all have been blistering from the field at home.
 - Opponents are shooting just 40.1% from the floor and 34.3% from three-point range.
 - The Hoosiers are outrebounding opponents 38.4 to 28.8.
 - The Hoosiers have shot 315 free throws compared to 167 for their opponents.

LAST TIME AT IOWA

Freshman **Eric Gordon** scored 25 points, **D.J. White** had 16 points and 15 rebounds and No. 11 Indiana held off a furious late rally by Iowa for a 79-76 victory in the Big Ten opener for both teams. Jamarcus Ellis added 15 points for the Hoosiers.

The Hawkeyes gave Indiana all it could handle despite missing two starters, but the Hoosiers went on an 11-1 run late in the second half then survived a late barrage of 3-pointers by Iowa's Justin Johnson to snap a three-game losing streak at Iowa. Johnson hit six 3s in the final 1:56, the last a 40-foot bank shot that brought Iowa within 78-76 with 4.8 seconds left.

Lance Stemler then missed the second of two free throws, but Indiana stole the ensuing inbounds pass to seal the win. Johnson, who was 8-of-13 from 3-point range, finished with 29 points.

Iowa took a four-point lead early in the second half, but Stemler followed a tip-in by Ellis with a 3 to give Indiana a 47-44 lead with 12:04 left. The Hoosiers never trailed again.

Gordon extended Indiana's lead to 59-51, driving past three Iowa defenders for a layup off the glass. Iowa got back within three, but White broke free for slams on consecutive possessions and Gordon followed with a layup to give Indiana a 67-56 lead with 4:56 left.

Jordan Crawford added 12 points for Indiana. Starting point guard Armon Bassett was limited to four minutes due to bone chips in his left foot.

MR. BIG SHOT

Senior captain **Lance Stemler** is proving to be quite a performer in the clutch during Big Ten play. Twice in Big Ten play, he has made three-pointers which have given IU the lead for good and helped them erase second half deficits. Against Minnesota, Stemler buried a triple from the top of the key to give the Hoosiers a 61-60 lead with a little more than a minute to go. Against Iowa, he hit a trey from the right wing which gave IU the lead for good with more than 12 minutes to go. In conference play, Stemler has made 5-of-7 long distance shots.

DEANDRE THE GIANT

Junior **DeAndre Thomas** is an imposing figure inside and his ability to come off the bench and provide a spark has been critical in the Hoosiers 5-0 Big Ten start. He is contributing 2.6 points and 1.4 rebounds in spelling D.J. White. At Iowa, he had four points and four rebounds in six minutes, at Michigan, he added four points and three boards and at Minnesota, he had five points, two boards and a steal in 12 minutes. He is shooting 55.6% from the field in league play.

IN DEFENSE OF RATLIFF

Senior **A.J. Ratliff**, who battled the flu at Minnesota, was a key reason the Hoosiers were able to knock off Illinois at home. He had a block and a steal in back-to-back possessions against the Illini in the final seconds as the Hoosiers held on for the win. He also had a season-high seven points in that game.

THE QUIET WHITE

Senior **Mike White** is a blue-collar power forward who is a big reason the Hoosiers have won all 12 games since the decision was made to pull his potential redshirt. He has averaged 4.0 points and 4.0 rebounds and has five rebounds or more in six of his 12 games. He has had 17 rebounds in the last four games. He had 11 points earlier this season against Tennessee State and 10 against Coppin State.

He also has started nine of the last 11 games.

ALL-TIME SCORES, INDIANA LEADS 92-68

2/6/1909 W 18-12 Bloomington	1/8/40 W 45-30 Bloomington	2/11/61 L 67-74 Bloomington	2/13/82 W 73-58 Bloomington	1/13/02 W 77-66 Bloomington
1/19/15 L 20-29 Iowa City	2/19/40 W 46-42 Iowa City	3/4/61 W 78-69 Iowa City	1/29/83 L 48-63 Iowa City	2/5/02 W 79-51 Iowa City
2/23/15 L 19-20 Bloomington	2/10/41 W 50-40 Bloomington	2/17/62 W 72-69 Bloomington	2/16/83 L 57-58 Bloomington	3/9/02 L 60-62 Indianapolis
1/12/17 W 21-12 Iowa City	2/22/41 W 47-36 Iowa City	2/18/63 W 72-71 Iowa City	1/28/84 W 54-47 Bloomington	2/19/03 W 79-63 Iowa City
1/19/17 W 12-7 Bloomington	2/23/42 L 52-55 Iowa City	1/4/64 L 71-72 Bloomington	2/16/84 W 49-45 Iowa City	3/1/03 W 91-88* Bloomington
2/17/18 W 29-25 Iowa City	1/23/43 W 71-55 Iowa City	2/10/64 L 75-82 Iowa City	1/31/85 L 59-72 Bloomington	2/7/04 L 84-82 Bloomington
3/8/18 L 11-13 Bloomington	1/25/43 W 64-43 Iowa City	1/11/65 W 85-76 Iowa City	3/3/85 L 50-70 Iowa City	1/29/05 L 57-72 Iowa City
1/13/19 W 23-14 Iowa City	1/28/44 L 42-43 Bloomington	1/18/65 L 68-74 Bloomington	1/30/86 L 69-79 Iowa City	1/24/06 L 60-73 Iowa City
1/24/19 L 10-21 Bloomington	1/29/44 L 40-52 Bloomington	1/17/66 W 73-61 Bloomington	3/2/86 W 80-73 Bloomington	2/11/06 L 67-70 Bloomington
2/7/20 L 20-28 Iowa City	1/22/45 L 51-56 Iowa City	3/7/66 L 77-82 Iowa City	1/22/87 L 88-101 Iowa City	1/16/07 W 71-64 Bloomington
2/13/20 W 25-19* Bloomington	2/10/45 L 40-45 Bloomington	1/7/67 L 73-84 Iowa City	2/21/87 W 84-75 Bloomington	2/3/07 L 75-81 Iowa City
2/21/21 L 15-22 Iowa City	1/12/46 W 45-39 Bloomington	2/25/67 L 74-75 * Bloomington	1/6/88 L 70-84 Iowa City	1/3/08 W 79-76 Iowa City
2/26/21 L 17-26 Bloomington	2/25/46 W 49-46 Iowa City	2/24/68 L 70-78 Bloomington	3/12/88 W 116-89 Bloomington	
1/22/23 L 13-19 Iowa City	1/18/47 W 50-48 Bloomington	1/11/69 L 72-91 Iowa City	1/30/89 W 104-89 Bloomington	
2/5/23 W 23-21 Bloomington	2/22/47 L 46-68 Iowa City	1/31/70 L 93-100 Iowa City	3/11/89 L 79-87 Iowa City	
1/31/25 W 30-28 Iowa City	1/17/48 L 52-61 Iowa City	2/7/70 L 89-104 Bloomington	1/18/90 W 83-79 Iowa City	
2/9/25 W 28-21 Bloomington	2/14/48 W 49-47 Bloomington	2/13/71 W 86-84 Iowa City	2/17/90 W 118-71 Bloomington	
1/16/26 L 22-29 Iowa City	1/10/49 W 50-39 Bloomington	3/6/71 W 104-88 Bloomington	1/19/91 W 99-79 Iowa City	
2/1/26 W 30-20 Bloomington	2/26/49 W 76-60 Iowa City	2/19/72 W 86-79 Bloomington	2/21/91 L 79-80* Bloomington	
2/11/28 W 50-33 Bloomington	1/14/50 L 64-65 Iowa City	3/3/73 W 80-64 Iowa City	2/9/92 W 81-66 Bloomington	
2/26/28 W 49-39 Iowa City	2/25/50 L 53-59 Bloomington	1/19/74 W 55-51 Iowa City	3/4/92 W 119-74 Bloomington	
2/1/29 L 27-29 Iowa City	2/12/51 W 63-54 Iowa City	2/2/74 W 85-50 Bloomington	1/6/93 W 75-67 Bloomington	
3/4/29 W 35-30 Bloomington	2/26/51 W 63-53 Bloomington	1/11/75 W 102-49 Bloomington	2/6/93 W 73-66 Iowa City	
1/19/31 W 28-20 Iowa City	1/12/52 L 59-78 Iowa City	2/8/75 W 79-56 Iowa City	1/11/94 W 89-75 Iowa City	
2/9/31 W 31-18 Bloomington	1/21/52 W 82-69 Bloomington	1/26/76 W 88-73 Iowa City	2/12/94 W 93-91 Bloomington	
1/18/32 W 35-27 Bloomington	12/22/53 W 91-72 Iowa City	2/23/76 W 101-81 Bloomington	1/4/95 L 55-74 Iowa City	
2/20/32 W 34-33 Iowa City	3/9/53 W 68-61 Bloomington	1/29/77 L 81-65 Bloomington	3/12/95 W 110-79 Bloomington	
2/5/34 W 34-25 Bloomington	2/22/54 L 64-82 Bloomington	2/28/77 L 73-80 Iowa City	1/30/96 W 76-73 Bloomington	
2/17/34 L 26-29 Iowa City	2/12/55 L 75-90 Iowa City	1/5/78 W 69-51 Bloomington	2/11/96 L 50-76 Iowa City	
1/19/35 W 40-35 Iowa City	2/20/56 L 83-87 Bloomington	3/4/78 W 71-55 Iowa City	2/4/97 L 67-75 Iowa City	
2/11/35 W 34-30 Bloomington	3/5/56 L 73-84 Iowa City	1/13/79 L 61-90 Iowa City	12/31/97 L 76-89 Bloomington	
1/4/37 W 28-24 Bloomington	2/2/57 W 82-66 Iowa City	2/22/79 W 64-62 Bloomington	2/28/98 L 70-84 Iowa City	
2/6/37 W 38-34 Iowa City	2/18/57 W 90-76 Bloomington	1/17/80 W 81-69 Bloomington	12/31/98 L 52-67 Iowa City	
1/8/38 L 39-48 Iowa City	1/18/58 L 75-79 Iowa City	2/14/80 W 66-55 Iowa City	2/27/99 W 88-81 Bloomington	
1/17/38 L 32-36 Bloomington	1/17/59 L 78-88 Bloomington	1/22/81 L 53-56 Bloomington	1/18/00 W 74-71 Bloomington	
2/11/39 W 50-39 Iowa City	2/8/60 W 87-74 Bloomington	2/1/81 L 65-78 Iowa City	1/27/01 L 66-71 Iowa City	
2/20/39 W 45-40 Bloomington	2/20/60 W 79-64 Iowa City	2/4/82 L 40-62 Iowa City	3/11/01 L 61-63 Chicago	

IU IN THE NCAA

(as of Jan. 14)

TEAM (328 ranked)

Scoring Offense.....	22nd, 80.3
Scoring Defense.....	65, 62.9
Scoring Margin.....	11th, +17.4
Field-Goal Percentage.....	26th, 49.0
Field-Goal Percentage Defense.....	42nd, 39.8
Three-Pointers Made Per Game.....	179th, 6.9
Three-Point Percentage.....	94th, 38.2
Free-Throw Percentage.....	23rd, 74.9
Rebound Margin.....	8th, +9.6
Assists Per Game.....	147th, 13.9
Blocks Per Game.....	49th, 4.4
Steals Per Game.....	92nd, 7.5
Won-Loss Percentage.....	8th, 94.1
Turnovers Per Game.....	136th, 14.9
Fouls Per Game.....	173rd, 18.8
Assist-Turnover Ratio.....	135th, +0.96

INDIVIDUAL (100 ranked)

Points Per Game.....	Eric Gordon - 10th, 22.4
Field-Goal Percentage.....	D.J. White - 11th, 63.3
Three-Pointers Made Per Game.....	Eric Gordon - 72nd, 2.8
Three-Point Percentage.....	Eric Gordon - 47th, 42.5
Free-Throw Percentage.....	Eric Gordon - 53rd, 85.3
Rebounds Per Game.....	D.J. White - 9th, 10.6
Blocks Per Game.....	D.J. White - 56th, 1.9



D.J. White is ninth in the nation in rebounding.

IU IN THE BIG TEN

Offense.....	1st, 80.3
Defense.....	8th, 62.9
Scoring Margin.....	1st, +17.4
Free Throw Percentage.....	1st, 74.9
Field Goal Percentage.....	1st, 49.0
Field Goal Percentage Defense.....	6th, 39.8
3-point Field Goal Percentage.....	1st, 38.2
3-point Field Goal Percentage Defense.....	5th, 32.4
Rebounding Offense.....	2nd, 39.9
Rebounding Defense.....	2nd, 30.3
Rebounding Margin.....	2nd, +9.6
Blocked Shots.....	6th, 4.4
Assists.....	8th, 14.4
Steals.....	4th, 7.5
Turnover Margin.....	7th, +2.9
Assist/Turnover Ratio.....	9th, 0.96
3-point Field Goals Made.....	6th, 6.8

IU IN CONFERENCE GAMES ONLY

Offense.....	1st, 73.0
Defense.....	5th, 64.6
Scoring Margin.....	3rd, +8.4
Free Throw Percentage.....	3rd, 72.8
Field Goal Percentage.....	2nd, 47.4
Field Goal Percentage Defense.....	3rd, 39.9
3-point Field Goal Percentage.....	3rd, 39.2
3-point Field Goal Percentage Defense.....	5th, 33.0
Rebounding Offense.....	2nd, 38.2
Rebounding Defense.....	4th, 31.0
Rebounding Margin.....	2nd, +7.2
Blocked Shots.....	8th, 3.4
Assists.....	5th, 14.6
Steals.....	7th, 5.8
Turnover Margin.....	10th, -3.8
Assist/Turnover Ratio.....	11th, 0.95
3-point Field Goals Made.....	2nd, 7.6

IU IN THE BIG TEN

Scoring.....	Eric Gordon, 1st, 22.4
.....	D.J. White, 3rd, 16.9
Rebounding.....	D.J. White, 1st, 10.6; Jamarcus Ellis, 6th, 7.4
Field Goal Percentage.....	D.J. White, 1st, 63.3
Assists.....	Jamarcus Ellis, 3rd, 4.7
Free Throw Percentage.....	Eric Gordon, 4th, 85.3
.....	D.J. White, 11th, 71.2; Jordan Crawford, 15th, 66.7
3-point Field Goal Percentage.....	Armon Bassett, 1st, 50.9; Eric Gordon, 6th, 42.5
.....	Lance Stemler, 10th, 40.0
3-point Field Goals Made.....	Eric Gordon, 4th, 2.81
Blocked Shots.....	D.J. White, 2nd, 1.93; Jamarcus Ellis, 12th, 1.00
Assist/Turnover Ratio.....	Jamarcus Ellis, 10th, 1.67
Offensive Rebounds.....	D.J. White, 5th, 2.71
Defensive Rebounds.....	D.J. White, 1st, 7.88; Jamarcus Ellis, 2nd, 5.76

IU IN CONFERENCE GAMES ONLY

Scoring.....	Eric Gordon, 1st, 20.4; D.J. White, 3rd, 18.2
Rebounding.....	D.J. White, 1st, 12.8
Field Goal Percentage.....	D.J. White, 8th, 56.9
Assists.....	Jamarcus Ellis, 4th, 5.6
Free Throw Percentage.....	Eric Gordon, 9th, 81.3
.....	Jamarcus Ellis, 11th, 78.6
Steals.....	Jamarcus Ellis, 3rd, 2.4
3-point Field Goal Percentage.....	Lance Stemler, 2nd, 71.4
.....	Armon Bassett, 4th, 60.0
3-point Field Goals Made.....	Eric Gordon, 4th, 2.8
Blocked Shots.....	D.J. White, 6th, 1.40; Jamarcus Ellis, 11th, 0.8
Assist/Turnover Ratio.....	Jamarcus Ellis, 2nd, 2.8
Offensive Rebounds.....	D.J. White, 8th, 2.8
Defensive Rebounds.....	D.J. White, 1st, 10.0; Jamarcus Ellis, 10th, 4.4

FRESHMAN RECORDS

FRESHMAN RECORDS

Points		
Mike Woodson	1976-77	500
Calbert Cheaney	1989-90	495
Bracey Wright	2002-03	486
Average		
Eric Gordon	2007-08	22.4
Mike Woodson	1976-77	18.5
Calbert Cheaney	1989-90	17.1
Don Schlundt	1951-52	17.1
Assists		
Isiah Thomas	1979-80	159
A.J. Guyton	1996-97	129
Steve Alford	1983-84	98
Field Goals Made		
Mike Woodson	1976-77	212
Calbert Cheaney	1989-90	199
Steve Alford	1983-84	171
Field Goals Attempted		
Mike Woodson	1976-77	407
Jared Jeffries	2000-01	371
Bracey Wright	2002-03	363
Field Goal Percentage (100 Att. Minimum)		
Brian Sloan	1984-85	0.637
Steve Alford	1983-84	0.592
D.J. White	2004-05	0.572
Three Pointers Made		
Bracey Wright	2002-03	66
Jay Edwards	1987-88	59
A.J. Guyton	1996-97	56
Three Point Attempts		
Bracey Wright	2002-03	176
A.J. Guyton	1996-97	145
Jay Edwards	1987-88	110
Three Point Percentage (50 Att. Minimum)		
Jay Edwards	1987-88	0.560
Calbert Cheaney	1989-90	0.490
A.J. Ratliff	2004-05	0.436
Free Throws Made		
Steve Alford	1983-84	137
Jared Jeffries	2000-01	129
Eric Gordon	2007-08	116
Free Throws Attempted		
Jared Jeffries	2000-01	208
Don Schlundt	1951-52	171
Eric Anderson	1988-89	157
Free Throw Percentage (50 Att. Minimum)		
Steve Alford	1983-84	.913 (137-150)
Jay Edwards	1987-88	.908 (69-76)
Eric Gordon	2007-08	.853 (116-137)
A.J. Guyton	1996-97	.851 (80-84)
Steals		
Isiah Thomas	1979-80	62
Luke Recker	1997-98	48
Robert Vaden	2004-05	45
Steve Alford	1983-84	45
Most Points In A Game		
36, Jay Edwards at Minnesota, 3/10/88		
34, Mike Woodson at Iowa, 2/28/77		
33, Eric Gordon vs. Chattanooga, 11/12/07		
32, Damon Bailey at Ohio State, 2/17/91		
32, Mike Woodson at Michigan, 2/3/77		
32, Mike Woodson vs. Wisconsin, 2/24/77		

GORDON, WHITE ON CSTV WOODEN WATCH LIST

Indiana freshman Eric Gordon and senior D.J. White are ranked among the top players in the country according to the latest CSTV.com Wooden Watch.

This season is the first year CSTV.com will feature the Wooden Watch, a weekly prediction of who will win college basketball's most prestigious individual honor, voted on by CSTV and CSTV.com basketball experts and national and regional college basketball reporters. The Wooden Watch panel includes CSTV college basketball talent Steve Lappas, Pete Gillen, Brian Curtis and Sean Farnham; CSTV.com basketball columnists Jerry Palm, David Scott, Phil Kasiiecki and Josh Herwitt; and CBS Sports.com columnists Gary Parrish and Gregg Doyel. For more information on the nation's top college basketball players, and to view the entire Wooden Watch list, visit: <http://www.cstv.com/sports/m-baskbl/woodenwatch/>.

The complete Wooden Watch list is as follows:

1. Tyler Hansbrough, F, Jr., North Carolina
2. Michael Beasley, F, Fr., Kansas State
3. Eric Gordon, G, Fr., Indiana
4. Kevin Love, F, Fr., UCLA
5. D.J. Augustin, G, So., Texas
6. Chris Douglas-Roberts, G, Jr., Memphis
7. Brian Roberts, G, Sr., Dayton
- 8t. Shan Foster, G-F, Sr., Vanderbilt
- 8t. Brandon Rush, G-F, Jr., Kansas
10. D.J. White, F, Sr., Indiana

DEFENSIVE STOPPERS

The Hoosiers have been able to shut down some of the top scorers of their opponents.

Kentucky--Held Joe Crawford (18.3) eight points below his season average.
 Southern Illinois--Held Randal Falker (18.7) to just two second half points and 12 in the game.
 Illinois State--Held Osiris Eldridge (21.7) 14 points below his scoring average.
 UNC Wilmington--Held Daniel Fountain (20.0) 13 points below his scoring average.
 Longwood--Held Kirk Williams (20.0) 14 points below his average.
 Chattanooga--Held top scorer Kevin Bridgewater scoreless in the second half.

BASKETBALL DEVELOPMENT CENTER

IU held its official groundbreaking ceremony June 19 to signify the beginning of construction of several major athletic facilities including the North Endzone Facility, Basketball Development Center, Baseball Stadium, Softball Stadium and The Academic Resource Center. The \$55 million plan was approved by trustees on Sept. 22, 2006.

Architectural plans call for the Indiana basketball teams to have a new facility to call home. The Indiana Basketball Development Center will serve as the daily headquarters for the men's and women's programs, featuring practice courts, locker rooms, coach's offices and meeting rooms for each team, as well as a training room and strength development area. The addition of the center will alleviate overcrowding issues encountered in the current facility. In addition, a legacy area will be developed to honor the history of Indiana basketball.

The Student Development and Compliance unit at Indiana University (target move-in is spring 2009) will relocate as a part of the facilities plan, moving from a modest 2,500 square foot space in Assembly Hall to a spacious and renovated 18,000 square foot area located on the east side of Memorial Stadium. Classrooms, private tutoring space, study areas, computer labs and staff offices will all be housed in the Academic Center for Excellence.

THIS YEAR'S RECORD

All Games	16-1
Home Games.....	11-0
Road Games.....	4-0
Neutral Site Games.....	1-1
Leads At Half.....	13-0
Trails At Half.....	2-1
Is Tied At Half.....	1-0
Outrebounds An Opponent.....	12-1
Gets Outrebounded.....	2-0
Ties In Rebounds.....	2-0
Shoots Less Than 40 Percent From The Floor.....	1-1
Shoots Between 40 and 50 Percent From The Floor.....	10-0
Shoots Better Than 50 Percent From The Floor.....	5-0
Opponent Shoots Less Than 40 Percent From The Floor.....	9-0
Opponent Shoots Between 40 and 50 Percent From The Floor.....	7-1
Opponent Shoots Better Than 50 Percent From The Floor.....	0-0
Shoots Less Than 70 Percent From The Line.....	5-0
Shoots 70 Percent Or Better From The Line.....	11-1
Opponent Shoots Less Than 70 Percent From The Line.....	12-1
Opponent Shoots 70 Percent Or Better From The Line.....	4-0
Hits At Least Eight Three-Pointers.....	8-0
Scores 70-79.....	5-0
Scores 80-89.....	3-0
Scores 90-plus points.....	5-0
Game Is Decided By Five Points Or Fewer.....	4-0
Wins Offensive Glass.....	9-1
Loses Offensive Glass.....	7-0
Ties Offensive Glass.....	0-0
Wins Defensive Glass.....	15-0
Loses Defensive Glass.....	1-0
Ties Defensive Glass.....	0-1
Less Than 10 Turnovers.....	0-0
10 or More Turnovers.....	16-1
Leads With Five Minutes Left.....	15-0
Trails With Five Minutes Left.....	1-1
Tied With Five Minutes Left.....	0-0
Three Or More Players Score In Double Figures.....	15-1
Four Or More Players Score In Double Figures.....	9-0
Five Or More Players Score In Double Figures.....	3-0
Big Ten Games.....	5-0
Big Ten Home Games.....	2-0
Big Ten Road Games.....	3-0
Big Ten Neutral Site Games.....	0-0
November Games.....	5-1
December Games.....	6-0
January Games.....	5-0
February Games.....	0-0
March Games.....	0-0
Monday Games.....	2-0
Tuesday Games.....	3-0
Wednesday Games.....	1-0
Thursday Games.....	1-0
Friday Games.....	1-0
Saturday Games.....	5-1
Sunday Games.....	3-0
Overtime Games.....	0-0
Night Games.....	11-1
Day Games.....	5-0
Against the A.P. Top 10.....	0-0
Against the A.P. Top 25.....	0-0
Against the ESPN/USA Today Top 10.....	0-0
Against the ESPN/USA Today Top 25.....	1-0
Big Ten Network Games.....	10-1
ESPN Games.....	3-0
ESPN2 Games.....	0-0
ESPNU Games.....	1-0
CBS Games.....	2-0

PLAYER SUPERLATIVES

CAREER DOUBLE-FIGURE SCORING

D.J. White.....	64
Armon Bassett.....	23
A.J. Ratliff.....	20
Eric Gordon.....	15
Lance Stemler.....	12
Jordan Crawford.....	10
Jamarcus Ellis.....	7
Mike White.....	5
DeAndre Thomas.....	4

CAREER 30-PLUS POINT SCORING

Eric Gordon.....	3
------------------	---

CAREER 20-PLUS POINT SCORING

D.J. White.....	16
Eric Gordon.....	12
Armon Bassett.....	3
A.J. Ratliff.....	2
Lance Stemler.....	1
Jordan Crawford.....	1

CAREER 20-PLUS POINT & 10-PLUS REBOUNDING

D.J. White.....	7
-----------------	---

CAREER 20-PLUS POINT & 20-PLUS REBOUNDING

D.J. White.....	1
-----------------	---

CAREER DOUBLE-FIGURE REBOUNDING

D.J. White.....	22
Jamarcus Ellis.....	4

CAREER DOUBLE-FIGURE ASSISTS

Jamarcus Ellis.....	1
A.J. Ratliff.....	1

Here is a look at Indiana's record when certain players post double figures in scoring and rebounding, double-doubles and six-plus assists.

DOUBLE-FIGURE SCORING

	04-05	05-06	06-07	07-08	Total
D.J. White	14-10	2-0	16-6	15-1	47-17
Ratliff	4-1	1-1	10-3		15-5
Bassett			11-5	7-0	18-5
Gordon				14-1	14-1
Stemler			8-2	2-0	10-2
Crawford				10-0	10-0
Ellis				6-1	6-1
Thomas				4-0	4-0
M. White			2-1	2-0	4-1

DOUBLE-FIGURE REBOUNDING

	04-05	05-06	06-07	07-08	Total
D.J. White	1-1		5-3	11-1	17-5
Ellis				3-1	3-1
Ratliff	0-1				0-1

DOUBLE-DOUBLES

	04-05	05-06	06-07	07-08	Total
D.J. White		1-1	5-3	10-1	16-5
Ellis				2-1	2-1
Ratliff		0-1			0-1

SIX-PLUS ASSISTS

	04-05	05-06	06-07	07-08	Total
Ellis				8-0	8-0
Bassett			2-0	1-0	3-0
Gordon				1-0	1-0
Ratliff				1-0	1-0

MR. BASKETBALL AT INDIANA

Eric Gordon is the fifth Mr. Basketball in Indiana to suit up for the Hoosiers in the last 11 years. Overall, 21 of the honorees since 1939 have worn the Cream and Crimson.

2007	Eric Gordon (North Central)
2004	A.J. Ratliff (North Central)
2000	Jared Jeffries (Bloomington North)
1998	Tom Coverdale (Noblesville)
1997	Luke Recker (DeKalb)
1990	Damon Bailey (Bedford N. Lawrence)
1989	Pat Graham (Floyd Central)
1987	Lyndon Jones/Jay Edwards (Marion)
1984	Delray Brooks (Michigan City)
1983	Steve Alford (New Castle)
1979	Steve Bouchie (Washington)
1977	Ray Tolbert (Madison Heights)
1973	Kent Benson (New Castle)
1970	Dave Sheperd (Carmel)
1969	George McGinnis (Washington)
1961	Tom and Dick Van Arsdale (Manual)
1959	Jimmy Rayl (Kokomo)
1947	Bill Garrett (Shelbyville)
1945	Tom Schwartz (Kokomo)

OFF THE BENCH

Hoosiers who have scored 10 points or more off the bench this season.

Illinois	Armon Bassett, 11
Iowa	Jordan Crawford, 12
Chicago State	Jordan Crawford, 15
Kentucky	DeAndre Thomas, 11
Tennessee State	Mike White, 11
Illinois State	Jordan Crawford, 13
UNC Wilmington	Jordan Crawford, 15
Longwood	Jordan Crawford, 16
	Lance Stemler, 12
Chattanooga	Jordan Crawford, 13
	DeAndre Thomas, 11
Minnesota	Jordan Crawford, 16
Penn State	Armon Bassett, 17

SPECIALTY STATS

(IU listed first)

Game	FT	Bench	Paint	Off TO	2nd Chance	Fast Break
CHATTANOOGA	23/8	24/31	28/34	22/15	6/2	22/19
LONGWOOD	13/12	34/25	47/18	18/0	9/13	15/2
UNCW	24/15	22/5	44/31	43/14	5/9	12/7
Illinois State	15/11	17/27	34/20	11/13	22/4	4/6
Xavier	14/20	8/23	36/44	13/9	20/21	2/6
GA. TECH	28/11	2/22	30/40	9/9	9/16	4/13
Southern Illinois	12/8	6/14	24/24	10/14	6/8	4/6
TENN. STATE	28/10	20/13	36/32	23/27	25/9	4/10
KENTUCKY	22/9	11/16	24/26	14/9	13/6	4/2
W. CAROLINA	20/9	23/12	46/26	35/8	24/7	16/6
COPPIN STATE	27/11	9/16	30/26	18/12	14/8	4/4
CHICAGO STATE	21/0	33/13	50/14	21/11	22/7	21/2
Iowa	23/15	23/20	38/18	14/8	14/13	8/2
Michigan	10/18	14/20	34/16	12/16	20/6	9/6
ILLINOIS	18/13	18/13	24/22	10/14	13/6	0/4
Minnesota	12/11	29/17	16/34	5/16	12/12	7/6
PENN STATE	12/9	20/10	30/26	17/14	10/8	4/6

LEAD/DEFICIT

Opponent	Largest Lead	Largest Deficit	Final Score
CHATTANOOGA	99-77, :37	7-2, 18:10	W, 99-77
LONGWOOD	97-41, 2:34	None	W, 100-49
UNCW	88-56, 7:01	18-8, 15:29	W, 95-71
Illinois State	44-30, 17:05	None	W, 70-57
Xavier	16-15, 10:15	80-63, :13	L, 65-80
GA. TECH	75-65, 3:37	26-18, 9:25	W, 89-73
Southern Illinois	56-40, 2:58	12-8, 11:59	W, 64-51
TENN. STATE	36-17, 6:14,	None	W, 84-72
KENTUCKY	53-30, 12:03	None	W, 70-51
W. CAROLINA	99-48, 2:06	None	W, 100-52
COPPIN STATE	73-46, 0:00	6-2, 17:20	W, 73-46
CHICAGO STATE	76-37, 10:20	None	W, 97-59
Iowa	70-57, 2:10	44-40, 15:02	W, 79-76
Michigan	63-41, 9:23	3-2, 19:06	W, 78-64
ILLINOIS	57-51, 4:29	13-4, 15:52	W, 62-58
Minnesota	38-27, 2:16	27-21, 6:36	W, 65-60
PENN STATE	81-60, 2:13	6-2, 17:35	W, 81-65

INDIVIDUAL HIGHS

INDIANA

Points 33, Eric Gordon vs. Chattanooga, 11/12
 FG Made 11, Eric Gordon vs. Illinois State, 11/23
 11, D.J. White vs. Tennessee State, 12/3
 FG Attempted 18, Eric Gordon vs. Illinois State, 11/23
 FG % .889 (8-9), D.J. White vs. Coppin State, 12/22
 3-Pt. Made 7, Eric Gordon vs. Chattanooga, 11/12
 3-Pt. Attempted 11, Eric Gordon (3x)
 last vs. Penn State, 1/20
 3-Pt. % .833 (5-6), Armon Bassett vs. Penn State 1/20
 FT Made 14, Eric Gordon vs. Chicago State, 12/29
 FT Attempted 16, Eric Gordon vs. Georgia Tech, 11/27
 FT % 1.000 (14-14), Eric Gordon vs. Chicago State, 12/29
 1.000 (12-12), Eric Gordon vs. Xavier, 11/24
 1.000 (10-10), Eric Gordon vs. Coppin State, 12/22
 Rebounds 22, D.J. White at Michigan, 1/8
 Assists 10, Jamarcus Ellis vs. Tennessee State, 12/3
 Steals 5, Jordan Crawford vs. Chicago State, 12/29
 5, Jamarcus Ellis at Iowa, 1/2
 Blocks 4, D.J. White (3x) last vs. Chicago State, 12/29
 4, Jamarcus Ellis vs. Chicago State, 12/29

OPPONENTS

Points 34, Bruce Price (Tennessee State) 12/3
 FG Made 11, Bruce Price (Tennessee State) 12/3
 FG Attempted 20, David Holston (Chicago State) 12/29
 FG % .857 (6-7), Kevin Bridgewater (Chattanooga) 11/12
 3-Pt. Made 8, Justin Johnson (Iowa) 1/2
 3-Pt. Attempted 15, David Holston (Chicago State) 12/29
 3-Pt. % .833 (5-6), Levi Dyer (Illinois State) 11/23
 FT Made 10, Todd Hendley (UNCW) 11/20
 FT Attempted 10, C.J. Anderson (Xavier) 11/24
 10, Todd Hendley (UNCW) 11/20
 FT % 1.000 (10-10), Todd Hendley (UNCW) 11/20
 Rebounds 11, Jeremis Smith (Georgia Tech) 11/27
 Assists 9, Tony Freeman (Iowa) 1/2
 Steals 5, Bruce Price (Tennessee State) 12/3
 5, Damian Johnson (Minnesota) 1/17
 Blocks 5, Ekpe Udoh (Michigan) 1/8

TEAM HIGHS

INDIANA

Points 100, (2x) last vs. Western Carolina, 12/15
 FG Made 38, vs. Longwood, 11/18
 FG Attempted 72, vs. Chicago State, 12/29
 FG % .604 (32-53), vs. UNCW, 11/20
 3-Pt. Made 14, vs. Chattanooga, 11/12
 3-Pt. Attempted 28, vs. Western Carolina, 12/15
 3-Pt. % .611 (11-18), vs. Longwood, 11/18
 FT Made 28, vs. Tennessee State, 12/3
 FT Attempted 36, vs. Tennessee State, 12/3
 FT % .913 (21-23), vs. Chicago State, 12/29
 Rebounds 56, vs. Chicago State, 12/29
 Assists 22, vs. Longwood, 11/18
 Steals 12, vs. Western Carolina, 12/15
 Blocks 11, vs. Chicago State, 12/29
 Turnovers 26, at Minnesota, 1/17

OPPONENTS

Points 80, vs. Xavier, 11/24
 FG Made 31, vs. Chattanooga, 11/12
 31, vs. Georgia Tech, 11/27
 FG Attempted 67, vs. Chattanooga, 11/12
 67, vs. Chicago State, 12/29
 FG % .482 (27-56), vs. Tennessee State, 12/3
 3-Pt. Made 11, vs. Chicago State, 12/29
 11, at Iowa, 1/2
 3-Pt. Attempted 30, vs. Chattanooga, 11/12
 3-Pt. % .500 (8-16), vs. Penn State, 1/20
 FT Made 20, vs. Xavier, 11/24
 FT Attempted 30, vs. Xavier, 11/24
 FT % .938 (15-16), vs. UNCW, 11/20
 Rebounds 41, vs. Xavier, 11/24
 Assists 21, at Iowa, 1/2
 Steals 16, vs. Tennessee State, 12/3
 Blocks 7, vs. Tennessee State, 12/3
 Turnovers 26, vs. UNCW, 11/20

TEAM LOWS

INDIANA

Points 62, vs. Illinois, 1/13
 FG Made 19, vs. Illinois, 1/13
 FG Attempted 46, at Southern Illinois, 12/1
 46, vs. Coppin State, 12/22
 FG % .385 (25-65), vs. Xavier, 11/24
 3-Pt. Made 1, vs. Xavier, 11/24
 3-Pt. Attempted 9, vs. Illinois State, 11/23
 9, vs. Kentucky, 12/8
 3-Pt. % .067 (1-15), vs. Xavier, 11/24
 FT Made 10, at Michigan, 1/8
 FT Attempted 14, at Southern Illinois, 12/1
 14, at Minnesota, 1/17
 FT % .625 (15-24), vs. Illinois State, 11/23
 Rebounds 25, vs. UNCW, 11/20
 Assists 6, vs. Illinois, 1/13
 Steals 2, vs. Illinois, 1/13
 Blocks 1, vs. UNCW, 11/20
 Turnovers 10, (2x) last vs. Penn State, 1/20

OPPONENTS

Points 46, vs. Coppin State, 12/22
 FG Made 16, vs. Longwood, 11/18
 16, vs. Coppin State, 12/22
 FG Attempted 48, vs. Coppin State, 12/22
 48, vs. Illinois, 1/13
 FG % .258 (16-62), vs. Longwood, 11/18
 3-Pt. Made 1, at Southern Illinois, 12/1
 3-Pt. Attempted 7, vs. Coppin State, 12/22
 3-Pt. % .071 (1-14), at Southern Illinois, 12/1
 FT Made 0, vs. Chicago State, 12/29
 FT Attempted 5, vs. Chicago State, 12/29
 FT % .000 (0-5), vs. Chicago State, 12/29
 Rebounds 24, (2x) last vs. Western Carolina, 12/15
 Assists 4, vs. Coppin State, 12/22
 Steals 2, at Iowa, 1/2
 2, vs. Illinois, 1/13
 Blocks 0, (3x) last vs. Illinois, 1/13
 Turnovers 11, (4x) last vs. Illinois, 1/13

GAME BY GAME LEADERS

Game	POINTS	REBOUNDS	ASSISTS	STEALS	BLOCKS
CHATTANOOGA	Gordon (33)	Ellis (9)	Ellis (6)	Gordon (3)	White (2)
LONGWOOD	Gordon (21)	Ellis (11)	Ellis/Bassett (5)	McGee (3)	Holman (2)
UNCW	Gordon (30)	Stemler/Ellis (4)	Gordon (6)	Stemler/Gordon (3)	Ellis (1)
Illinois State	Gordon (31)	D. White (10)	Crawford (4)	Stemler (2)	Several (1)
Xavier	Gordon (20)	Ellis (11)	Ellis/Bassett/Gordon (3)	Several (1)	Ellis/White/Stemler(3)GA.
TECH	Gordon (29)	D. White (14)	Bassett (6)	Ellis/D. White (2)	D. White (3)
S. Illinois	Gordon (22)	D. White (12)	Bassett (4)	Gordon (2)	Gordon/Ellis/D. White (3)
TENN. STATE	D. White (29)	D. White (13)	Ellis (10)	M. White/Ellis/Stemler(2)	D. White (4)
KENTUCKY	Crawford (20)	D. White (13)	Ellis (5)	Crawford/Ellis (2)	D. White (2)
W. CAROLINA	Gordon (26)	D. White (11)	Ellis (6)	Ellis/Stemler (3)	Several (1)
COPPIN STATE	D. White (21)	Ellis (9)	Ellis (6)	Gordon (3)	D. White (4)
CHICAGO STATE	Gordon (22)	D. White (15)	Bassett (5)	Crawford (5)	D. White/Ellis (4)
Iowa	Gordon (25)	D. White (15)	Ellis (7)	Ellis (5)	Crawford/Ellis (1)
Michigan	Gordon (23)	D. White (22)	Ellis/Ratliff (6)	Ellis/Crawford (2)	D. White (2)
ILLINOIS	Gordon (17)	D. White (10)	Gordon (2)	Ratliff/D.White (1)	D. White (2)
Minnesota	D. White (17)	D. White (10)	Ellis (6)	Ellis (2)	D. White (2)
PENN STATE	Gordon (25)	D. White (7)	Ellis (8)	Ellis (3)	D. White/Ellis (1)

DAKICH NAMED ASSISTANT

Indiana Men's Basketball Coach *Kelvin Sampson* announced that Director of Basketball Operations *Dan Dakich* will return to the bench as an assistant coach for the Hoosiers.

The Indiana native began a 16-year association with the IU program in the fall of 1981 after graduating from Andean High School in Merrillville.

He played for the Hoosiers from 1982-85 and was a team captain during his junior and senior seasons as the Hoosiers finished with an 84-39 record during his career.

As a player, he helped Indiana win one Big Ten title, earn three NCAA Tournament berths and finish as the NIT runner-up his senior season. Dakich also spent 12 seasons on the IU coaching staff from 1985-97.

Dakich helped the Indiana program win 73.7 percent (283-101) of its games over the 12 years he served as an assistant coach, while the Hoosiers were winning over 70 percent of their Big Ten contests. He was a graduate assistant from 1985-87 before being named full-time prior to the 1987-88 campaign.

Prior to returning to IU, he spent 10 seasons as the head coach at Bowling Green State University and posted the third most wins in school history with 156.

Along with fellow assistants Ray McCallum and Jeff Meyer, the Hoosiers have a combined 37 years of Division I head coaching experience among the group working with Sampson who is in his 25th year as a head coach.

ON THE RUN

(IU listed first)

Game	Before Run	Time	Run	Elapsed Time	Final
CHATTANOOGA	65-61	11:28	33-10	5:08	W, 99-77
LONGWOOD	75-41	11:13	21-0	8:47	W, 100-49
UNCW	8-18	15:29	44-14	15:29	W, 95-71
Illinois State	12-11	12:02	18-6	6:25	W, 70-57
Xavier	20-25	7:09	4-0	1:49	L, 65-80
GA. TECH	18-26	9:25	18-3	6:58	W, 83-79
Southern Illinois	8-12	11:59	25-13	11:50	W, 64-51
TENN. STATE	6-4	16:54	11-0	4:41	W, 84-72
KENTUCKY	32-25	1:49	14-0	6:09	W, 70-51
W. CAROLINA	28-18	7:36	11-0	3:26	W, 100-52
COPPIN STATE	28-26	20:00	20-2	7:20	W, 73-46
CHICAGO STATE	0-0	20:00	11-0	2:01	W, 97-59
Iowa	40-44	15:02	30-13	12:48	W, 79-76
Michigan	37-31	20:00	24-8	8:21	W, 78-64
ILLINOIS	39-45	12:12	14-3	5:48	W, 62-58
Minnesota	21-27	6:36	17-0	4:36	W, 65-60
Penn State	54-54	11:18	27-6	9:05	W, 81-65

STARTERS

Game	F	F	F	G	G	Record
CHATTANOOGA	D. White	Stemler	Ellis	Bassett	Gordon	1-0
LONGWOOD	D. White	Thomas	Ellis	Bassett	Gordon	1-0
UNCW	D. White	Thomas	Ellis	Bassett	Gordon	2-0
Illinois State	D. White	Thomas	Ellis	Bassett	Gordon	3-0
Xavier	D. White	Thomas	Ellis	Bassett	Gordon	3-1
GA. TECH	D. White	Stemler	Ellis	Bassett	Gordon	2-0
Southern Illinois	D. White	Stemler	Ellis	Bassett	Gordon	3-0
TENN. STATE	D. White	Stemler	Ellis	Bassett	Gordon	4-0
KENTUCKY	D. White	Stemler	M. White	Ellis	Crawford	1-0
W. CAROLINA	D. White	M. White	Ellis	Crawford	Gordon	1-0
COPPIN STATE	D. White	Stemler	M. White	Crawford	Gordon	1-0
CHICAGO STATE	D. White	M. White	Ellis	Bassett	Gordon	1-0
Iowa	D. White	M. White	Ellis	Bassett	Gordon	2-0
Michigan	D. White	M. White	Ellis	Crawford	Gordon	2-0
ILLINOIS	D. White	M. White	Ellis	Crawford	Gordon	3-0
Minnesota	D. White	M. White	Ellis	Bassett	Gordon	3-0
Penn State	D. White	M. White	Ellis	Crawford	Gordon	4-0

HOOSIERS SIGN FOUR

Indiana Men's Basketball Coach Kelvin Sampson announced that four players have signed national letters of intent. The class was rated the 15th best in the nation according to Rivals.com.

Devin Ebanks
6'8" • 185 • Long Island City, N.Y./
St. Thomas More (Conn.) Prep

Ebanks, a native of Long Island City, N.Y., is ranked second among small forwards and 13th overall in the class of 2008, according to *Rivals.com*. He averaged 23 points, five rebounds, four assists and three steals as a junior at St. Thomas More Prep in Connecticut for Coach Jere Quinn. In the summer of 2007, Ebanks was one of thirty high school players to be invited to the USA Basketball Men's Youth Development Festival at the U.S. Olympic Training Center in Colorado Springs, Colo., and averaged 28.2 points and 4.8 rebounds per game. He also shot 60.2% from the field and 1.8 steals in 29.8 minutes per game. As a sophomore, he averaged 18 points, nearly six rebounds and 1.3 assists. Ebanks is the son of Yvonne Jackson and Hubert Ebanks.

Terrell Holloway
6'0" • 175 • Hempstead, N.Y./
Cincinnati's Harmony Prep

Holloway is the 20th ranked point guard in the class of 2008 and the 100th overall prospect according to *Rivals.com*. The Hempstead, N.Y. native is ranked as the 16th best point guard in his class according to scout.com. Holloway led Hempstead High School to the Nassau Class AA title in 2006, the program's first in six seasons. He averaged 20 points, six rebounds, six assists and six steals for Coach Rodney Crawford. He is the son of Angela and Terrell Holloway.

Tom Pritchard
6'8" • 240 • Westlake, Ohio/
Lakewood St. Edward High School

Pritchard averaged 14 points, seven rebounds and two blocked shots a game as a junior, helping Lakewood St. Edward to a 25-1 record and an appearance in the state semifinal. Under Coach Eric Flannery, Pritchard, who hails from Westlake, Ohio, and St. Edward finished the 2006-07 season ranked 23rd in the *USA TODAY* Super 25 poll. Prior to a loss in the state semifinal game, St. Edward was ranked in the top ten for most of the season. He is the son of Beth and Dan Pritchard.

Matt Roth
6'3" • 175 • Washington, Ill./
Metamora Washington High School

As a junior, Roth averaged 21 points and five rebounds as he led Metamora Washington High School to a 27-2 record. Was a member of the *Associated Press's* 2006-07 Class AA all-state first team in Illinois following his junior year. He garnered second team honors with the *Chicago Tribune* and third team accolades with the *Chicago Sun-Times*. The Washington, Ill., native made 148 triples on his way to shooting a blistering 48 percent from three-point line for Coach Kevin Brown. He led his team in points and blocks and finished second in rebounds. He was named the 2007-08 *MidStateHoops.com* Preseason Player of the Year.

HUSTLIN' HOOSIERS

Starts

D.J. White.....	17
Jamarcus Ellis.....	16
Eric Gordon.....	16
Armon Bassett.....	11
Mike White.....	9
Lance Stemler.....	6
Jordan Crawford.....	6
DeAndre Thomas.....	4

Dives For Loose Balls

Lance Stemler.....	18
Jamarcus Ellis.....	11
D.J. White.....	6
Eric Gordon.....	5
Jordan Crawford.....	5
Mike White.....	3
Kyle Taber.....	3
Armon Bassett.....	2
Eli Holman.....	1
DeAndre Thomas.....	1

Dunks

D.J. White.....	32
Eric Gordon.....	9
Jordan Crawford.....	7
DeAndre Thomas.....	1
Mike White.....	1
Armon Bassett.....	1

Points Off of Turnovers

Eric Gordon.....	61
D.J. White.....	54
Jordan Crawford.....	48
Armon Bassett.....	38
Jamarcus Ellis.....	30
Brandon McGee.....	11
Lance Stemler.....	9
Mike White.....	8
DeAndre Thomas.....	5
A.J. Ratliff.....	3

Second Chance Points

D.J. White.....	71
Jamarcus Ellis.....	29
DeAndre Thomas.....	24
Mike White.....	20
Eric Gordon.....	17
Armon Bassett.....	15
Jordan Crawford.....	13
Lance Stemler.....	11
Brandon McGee.....	4
Eli Holman.....	2
Kyle Taber.....	2

Fast Break Points

Jordan Crawford.....	46
Eric Gordon.....	43
Armon Bassett.....	20
Jamarcus Ellis.....	12
D.J. White.....	10
Mike White.....	4
DeAndre Thomas.....	2
Lance Stemler.....	2
Brandon McGee.....	2

Charges Taken

Lance Stemler.....	3
Jamarcus Ellis.....	3
D.J. White.....	1
Mike White.....	1
Armon Bassett.....	1

Points in the Paint

D.J. White.....	164
Eric Gordon.....	90
Jamarcus Ellis.....	80
DeAndre Thomas.....	74
Jordan Crawford.....	70
Mike White.....	30
Armon Bassett.....	26
Lance Stemler.....	14
Brandon McGee.....	10
Kyle Taber.....	4
Eli Holman.....	4
A.J. Ratliff.....	2

3 Pt-Plays Made

D.J. White.....	8/11
Eric Gordon.....	2/3
Armon Bassett.....	1/1
Jordan Crawford.....	1/2
DeAndre Thomas.....	1/2
Jamarcus Ellis.....	0/5

Bench Points

Jordan Crawford.....	106
DeAndre Thomas.....	56
Lance Stemler.....	52
Armon Bassett.....	28
Brandon McGee.....	21
Mike White.....	15
A.J. Ratliff.....	12
Eli Holman.....	6
Kyle Taber.....	5
Adam Ahlfeld.....	3
Brett Finkelman.....	2
Jamarcus Ellis.....	2

FG% last five minutes

A.J. Ratliff.....	1/1, 100%
Armon Bassett.....	7/8, 87.5%
Mike White.....	4/6, 66.7%
Kyle Taber.....	2/3, 66.7
Lance Stemler.....	5/9, 55.6%
DeAndre Thomas.....	1/2, 50%
Jordan Crawford.....	8/16, 50.0%
Eric Gordon.....	7/13, 53.8%
D.J. White.....	4/12, 33.3%
Jamarcus Ellis.....	4/13, 30.8%

FT% last five minutes

DeAndre Thomas.....	2/2, 100%
D.J. White.....	5/6, 83.3%
Armon Bassett.....	5/6, 83.3%
Eric Gordon.....	24/29, 82.8%
Jordan Crawford.....	4/5, 80%
Lance Stemler.....	11/14, 78.6%
Jamarcus Ellis.....	15/21, 71.4%
Kyle Taber.....	1/2, 50%

Control The Tip

D.J. White.....	13/17
-----------------	-------

INTERVIEW REQUESTS

All media requests should be directed to Director of Media Relations J.D. Campbell by calling 812-322-1437 or via email at jc56@indiana.edu.

In addition to the Big Ten Teleconference, Coach Sampson will hold one press conference per week, generally on Thursday as the team's schedule permits.

Players can be made available after practice on a non-game or travel day as long as the player has no class conflict. We request at least 48 hours notice to ensure the player availability.

IU RADIO AFFILIATES

WSCH-FM Aurora - 99.3
 WQRK-FM Bedford -105.5
 WHCC-FM Bloomington -105.1
 WBNL-AM Boonville - 1540
 WTRC-AM Elkhart -1340
 WEOA-AM Evansville - 1400
 WNUY-FM Fort Wayne -100.1
 WFLQ-FM French Lick - 100.1
 WLHK-FM Indianapolis- 97.1
 WITZ-FM Jasper -104.7
 WAVG-AM Jeffersonville - 1450
 WIOU-AM Kokomo - 1350
 WQTY-FM Linton - 93.3
 WLHM-FM Logansport - 102.3
 WRZR-FM Loogootee - 94.5
 WWLO-FM Lowell - 89.1
 WXGO-AM Madison 1270
 WORX-FM Madison - 96.7
 WBAT-AM Marion - 1400
 WYFX-FM Mount Vernon -106.7
 WRIN-AM Rensselaer -1560
 WLQI-FM Rensselaer - 97.7
 WQLK-FM Richmond - 96.1
 WSLM-AM Salem - 1220
 WSLM-FM Salem - 97.9
 WXXU-FM Seymour - 92.7
 WWLV-AM South Bend 1620
 WSBT-AM South Bend 960
 WTCJ-AM Tell City - 1230
 WAZI-FM Terre Haute -104.9
 WXCH-FM Versailles - 103.1
 WZDM-FM Vincennes - 92.1

Affiliates Subject To Change

BIG TEN BASKETBALL TELECONFERENCE

The Big Ten Conference will weekly calls beginning January 7, 2008 with the final call on March 10, 2008.

Each Big Ten head coach is invited to participate on the weekly teleconferences. Participation is not mandatory, so some coaches may not be available each week.

To participate on the weekly teleconference, dial: 303-262-2051
 The calls will be available for play-back for 24 hours following each call.

To access the play-back, dial: 1-800-405-2236;
 PASSCODE: 11093599#

Internet?

The calls will be also be available live and archived at www.bigten.org.

Order of Appearance: (ALL-TIMES CENTRAL)

9:00 a.m.	Kelvin Sampson, IND
9:10 a.m.	Todd Lickliter, IOWA
9:20 a.m.	Bruce Weber, ILL
9:30 a.m.	Bill Carmody, NU
9:40 a.m.	Ed DeChellis, PSU
9:50 a.m.	Matt Painter, PUR
10:00 a.m.	Tom Izzo, MSU
10:10 a.m.	Bo Ryan, WIS
10:20 a.m.	John Beilein, MICH
10:30 a.m.	Thad Matta, OSU
10:40 a.m.	Tubby Smith, MINN
10:50 a.m.	Player of the Week (if available)

IU RADIO NETWORK

This marks the 35th year that Don Fischer has been the radio play-by-play "voice" of Indiana University Football and Basketball games. In addition to broadcasting the games, Fischer hosts the weekly coaches talk shows for both football and basketball, and has a weekly IU sports show, from September through March on the IU Radio Network. Fischer has broadcast more than 1,200 Indiana University games that include six bowl games, four NCAA Basketball Championship games and two N.I.T. Championship games.

Former Indiana guard Todd Leary is in his sixth season as the color analyst. Leary played for the Hoosiers from 1989-94 and still ranks among IU's top-10 career leaders in career three-point field goal percentage at .423, and his .460 shooting from beyond the arc in 1993-94 is ninth on the all-time list.

Joe Smith is in his 25th year with the IU Radio Network. He has handled pre-game, halftime and post-game duties since 1983. Joe handled the IU TV warmup from 1978-82 and hosted several IU Coaches Shows from 1983-96 and again from 2002-04.

INSIDE IU BASKETBALL WITH KELVIN SAMPSON

Inside Indiana Basketball With **Kelvin Sampson** is a weekly radio show which can be heard each Monday night (except for game night and holidays) from 7 to 8 p.m. on the IU Radio Network.

Long-time voice of the Hoosiers Don Fischer, who is entering his 35th year behind the microphone, will join Coach Sampson to preview the coming week's action and review games from the previous week.

The show will originate from The Hoosier Den, which is located in Foster Quad on the IU campus. The show is produced by IU Sports Properties.

HOOSIERS TOP MOCS, 99-77

BLOOMINGTON, INDIANA--Overcoming a slow start, No. 8 Indiana (1-0) came back with a dominating second-half performance for a 99-79 win over Chattanooga (1-1) at Assembly Hall in Bloomington.

Making his official collegiate debut, freshman Eric Gordon led all scorers with 33 points. Gordon was 9 of 15 on the court and made a staggering seven of 11 three-point attempts. It is the most points scored by a Hoosier player in his IU debut. The previous record of 26 was set by George McGinnis on December 1, 1970 against Eastern Michigan.

After turning the ball over 10 times in the first half the Hoosiers gave up the ball just three times in the second period while forcing eight Chattanooga giveaways. Indiana shot 60 percent (18-30) from the field in the second half, including 6 of 10 on three-point attempts.

With the Mocs shooting at a blistering 57 percent in the first half, the Indiana defense clamped down in the second period allowing just 29 points on 10 field goals.

Trailing 50-46 at the half the Hoosiers came out of the locker room fired up, punctuated by a dunk from Gordon that brought the crowd to its feet and made it a 50-all contest.

Indiana went back on top with a D.J. White jumper at 17:50 to make it 52-50 and slowly pulled away to an eight-point advantage (65-57).

The Hoosiers finished with five players in double figures as Armon Bassett contributed 20 points and White added 17. Jamarcus Ellis was the top IU rebounder with nine.

Official Basketball Box Score -- GAME TOTALS -- FINAL STATISTICS															
Chattanooga vs Indiana															
11/12/07 7:06 p.m. at Assembly Hall, Bloomington, Ind.															
Chattanooga 79 • 1-1															
#	Player	FG-FGA	3-Ptr	FT-FTA	Rebounds			PF	TP	A	TO	Blk	Stl	Min	
					Off	Def	Tot								
01	WATTS, Marcus	f	4-6	1-2	0-0	2	2	4	1	9	4	0	0	0	28
34	DOAKS, Nicchaeus	f	5-10	2-5	0-1	3	5	8	3	12	0	1	2	1	28
44	HARTWELL, Khalil	f	2-4	0-0	0-0	2	2	4	4	4	0	4	1	0	16
00	McDOWELL, Stephen	g	2-13	1-10	4-4	1	0	1	3	9	3	1	0	3	29
11	BRIDGEWATERS, Kevin	g	6-7	2-3	0-0	0	1	1	2	14	3	5	0	1	23
13	WADDELL, Qavotstaraj		4-7	0-0	1-4	1	1	2	4	9	1	0	0	0	22
14	SMITH, Jeff		1-1	0-0	0-0	0	0	0	0	2	0	0	0	0	2
15	CLOYD, Vernice		0-2	0-2	0-0	0	1	1	2	0	2	2	0	1	9
31	SHEARD, Keyron		2-7	1-4	2-3	0	1	1	3	7	1	1	0	1	17
33	GOFFNEY, Kevin		5-10	2-4	1-4	1	8	9	0	13	1	2	0	2	26
Team					2		1		3						
Totals			31-67	9-30	8-16	12	22	34	22	79	15	16	3	9	200
FG % 1st Half:		21-37	56.8%	2nd half:		10-30	33.3%	Game:		31-67	46.3%	Deadball Rebounds: 4.3			
3FG % 1st Half:		7-18	38.9%	2nd half:		2-12	16.7%	Game:		9-30	30.0%				
FT % 1st Half:		1-2	50.0%	2nd half:		7-14	50.0%	Game:		8-16	50.0%				
Indiana 99 • 1-0															
#	Player	FG-FGA	3-Ptr	FT-FTA	Rebounds			PF	TP	A	TO	Blk	Stl	Min	
					Off	Def	Tot								
03	White, D.J.	f	5-7	0-0	7-10	2	2	4	2	17	1	3	2	0	28
22	Stemler, Lance	f	0-2	0-1	0-0	0	0	0	3	0	0	1	0	0	16
01	Bassett, Armon	g	8-10	4-5	0-0	0	6	6	1	20	5	4	0	0	32
13	Ellis, Jamarcus	g	1-4	1-2	2-3	1	8	9	1	5	6	3	1	2	36
23	Gordon, Eric	g	9-15	7-11	8-10	0	6	6	4	33	4	2	1	3	35
02	Thomas, DeAndre		4-9	0-0	3-4	2	1	3	4	11	1	0	0	1	22
05	Crawford, Jordan		4-7	2-4	3-4	0	2	2	3	13	3	0	0	1	25
24	McGee, Brandon		0-2	0-2	0-0	0	0	0	0	0	0	0	0	0	3
32	Holman, Eli		0-0	0-0	0-0	0	0	0	0	0	0	0	0	0	3
Team					0		2		2						
Totals			31-56	14-25	23-31	5	27	32	18	99	20	13	4	7	200
FG % 1st Half:		13-26	50.0%	2nd half:		18-30	60.0%	Game:		31-56	55.4%	Deadball Rebounds: 3.1			
3FG % 1st Half:		8-15	53.3%	2nd half:		6-10	60.0%	Game:		14-25	56.0%				
FT % 1st Half:		12-15	80.0%	2nd half:		11-16	68.8%	Game:		23-31	74.2%				
Officials: Steve Welmer, John Higgins, Les Jones															
Technical fouls: Chattanooga-None. Indiana-None.															
Attendance: 17179															
Gordon's 33 points is most ever by IU freshman in first career game															
Score by periods		1st	2nd	Total											
Chattanooga		50	29	79	Points	In	Off	2nd	Fast						
Indiana		46	53	99	UTC	34	15	2	19	31					
					INDIANA	28	22	6	22	24					
Last FG - UTC 2nd-00:31, INDIANA 2nd-00:37.															
Largest lead - UTC by 5 1st-18:10, INDIANA by 22 2nd-00:37.															
Score tied - 4 times.															
Lead changed - 3 times.															

HOOSIERS OVER LONGWOOD, 100-49

BLOOMINGTON, INDIANA--The No. 8 Indiana Hoosiers shot 59 percent from the field, including 61 percent from three-point range in a 100-49 victory over Longwood at Assembly Hall in the first round of the Chicago Invitational Challenge.

Indiana (2-0) led by as many as 56 points (97-41) and finished with six players scoring in double figures for the first time since 1998. For the second time in as many games freshman Eric Gordon led all scorers with 21 points in just 26 minutes of play, hitting five of eight three-point attempts. Junior guard Jamarcus Ellis had a season-high 11 rebounds and just missed out on a double-double with nine points. Indiana won the rebounding battle, 46-33.

Gordon's two-game total of 54 points better the IU record of 52 points scored in the first two games of a career set by George McGinnis in 1970-71.

The Hoosiers' defense smothered the Lancers' attack as Longwood shot just 26 percent for the game, including 17 percent (5 of 29) in the second half. After a layup from Danny Wilson cut the IU lead to one at 7-6, Indiana rattled off a 14-2 run that was punctuated by a Gordon dunk for a 21-8 advantage with 13:15 to play. Longwood would get no closer than eight (21-13) for the remainder of the game as the Hoosiers closed the half on a 24-11 run to take a 54-30 lead into the lockerroom at the break.

Freshman Jordan Crawford made his sixth basket in as many attempts with 9:42 left in the game to put Indiana ahead 79-41. The freshman finished with 16 points on 70 percent (7-10) shooting.

Senior D.J. White played just 21 minutes as head coach Kelvin Sampson turned to his bench early in the second half. White was 4-of-5 from the field and 4-of-5 from the charity stripe for 12 points, while guard Armon Bassett added 14 points and five assists in 23 minutes of action along with Crawford's 16.

Official Basketball Box Score -- GAME TOTALS -- FINAL STATISTICS															
Longwood vs Indiana															
11/18/07 12 p.m. at Bloomington, Ind. (Assembly Hall)															
Longwood 49 • 2-2															
#	Player	FG-FGA	3-Ptr	FT-FTA	Rebounds			PF	TP	A	TO	Blk	Stl	Min	
					Off	Def	Tot								
02	Williams, Kirk	f	3-19	0-4	0-2	4	3	7	3	6	1	2	0	2	31
50	Barrett, Lamar	f	2-6	0-1	3-6	1	4	5	2	7	0	2	0	0	29
44	Wilson, Danny	c	1-5	0-0	0-0	0	1	1	2	2	0	0	0	0	15
10	Giles, Brandon	g	0-2	0-1	0-0	0	1	1	1	0	6	2	0	0	26
22	Smith, Dana	g	3-12	1-5	2-2	2	1	3	4	9	1	1	0	0	30
01	Jaekel, Beno		0-1	0-0	0-0	0	1	1	1	0	0	1	0	0	6
11	Gee II, Earl		0-2	0-2	0-0	1	0	1	1	0	1	0	0	0	3
12	Robinson Jr., Billy		2-5	1-3	0-0	0	1	1	0	5	0	2	0	2	10
23	Bogan, Ryan		3-6	2-3	4-4	3	6	9	1	12	2	2	0	0	29
25	Neil, Durann		1-2	1-2	3-4	0	1	1	1	6	0	1	0	0	7
31	Ryan, Jeffrey		0-1	0-0	0-0	0	0	0	0	1	0	2	0	0	7
42	Evans, Brandon		1-1	0-0	0-0	0	0	0	0	2	0	0	0	0	7
Team					1		2		3						
Totals			16-62	5-21	12-18	12	21	33	18	49	11	16	0	4	200
FG % 1st Half:		11-33	33.3%	2nd half:		5-29	17.2%	Game:		16-62	25.8%	Deadball Rebounds: 3			
3FG % 1st Half:		3-9	33.3%	2nd half:		2-12	16.7%	Game:		5-21	23.8%				
FT % 1st Half:		5-8	62.5%	2nd half:		7-10	70.0%	Game:		12-18	66.7%				
Indiana 100 • 2-0															
#	Player	FG-FGA	3-Ptr	FT-FTA	Rebounds			PF	TP	A	TO	Blk	Stl	Min	
					Off	Def	Tot								
03	Thomas, DeAndre	f	4-6	0-0	2-2	1	3	4	3	10	3	2	0	2	15
03	White, D.J.	f	4-5	0-0	4-5	0	3	3	2	12	0	1	0	0	21
13	Ellis, Jamarcus	f	4-7	1-2	0-0	0	11	11	1	9	5	1	0	0	27
01	Bassett, Armon	g	4-6	3-5	3-4	1	3	4	2	14	5	1	0	0	23
23	Gordon, Eric	g	8-14	5-8	0-1	0	3	3	3	21	3	3	0	2	26
04	Finkelmeier, Brett		0-0	0-0	0-0	0	0	0	0	0	0	0	0	0	3
05	Crawford, Jordan		7-10	0-0	2-3	0	1	1	0	16	2	1	0	1	19
22	Stemler, Lance		5-9	2-3	0-0	1	3	4	3	12	3	0	0	2	24
24	McGee, Brandon		1-3	0-0	0-0	0	4	4	0	2	0	0	0	3	14
32	Holman, Eli		1-4	0-0	2-4	3	3	6	3	4	0	2	2	1	20
34	Ahfeld, Adam		0-0	0-0	0-0	0	0	0	0	1	0	0	0	0	3
44	Taber, Kyle		0-1	0-0	0-0	2	0	2	0	0	1	1	0	0	5
Team					1		3		4						
Totals			38-65	11-18	13-19	9	37	46	18	100	22	12	2	11	200
FG % 1st Half:		20-31	64.5%	2nd half:		18-34	52.9%	Game:		38-65	58.5%	Deadball Rebounds: 3			
3FG % 1st Half:		6-11	54.5%	2nd half:		5-7	71.4%	Game:		11-18	61.1%				
FT % 1st Half:		8-9	88.9%	2nd half:		5-10	50.0%	Game:		13-19	68.4%				
Officials: Ron Groover, Bob Testa, Mark Schnur															
Technical fouls: Longwood-None. Indiana-None.															
Attendance: 17275															
First Round of the Chicago Invitational Challenge															
Score by periods		1st	2nd	Total											
Longwood		30	19	49	Points	In	Off	2nd	Fast						
Indiana		54	46	100	LW	18	0	13	2	25					
					INDIANA	47	18	9	15	34					
Last FG - LW 2nd-01:07, INDIANA 2nd-01:30.															
Largest lead - LW None, INDIANA by 56 2nd-02:34.															
Score tied - 1 time.															
Lead changed - 0 times.															

IU TOPS UNCW, 95-71

BLOOMINGTON, INDIANA--Indiana can win with defense, too.

On a night when Eric Gordon scored 30 points and five Hoosiers finished in double figures, it was a relentless defensive effort that overshadowed everything and allowed No. 8 Indiana to rout North Carolina-Wilmington 95-71 in the second round of the Chicago Invitational Challenge.

For the Hoosiers (3-0), it was actually a well-rounded night.

They shot 60.4 percent from the field, the highest percentage since Sampson took over as coach last year. They forced 26 turnovers and allowed UNCW to shoot only 44.4 percent after it started by making seven of its first nine shots.

Gordon was his usual self, connecting on 8-of-12 shots and making 12-of-13 free throws, and when he started going to the basket it opened things up for his teammates. The result: Armon Bassett scored 19 points, Jordan Crawford 15, D.J. White 12 and DeAndre Thomas 11.

Indiana flirted with the 100-point mark for the third straight game and produced its 20th consecutive regular-season home win. The Seahawks were led by Todd Hendley with 20 points and Chad Tomko with 17 but couldn't keep up with Indiana's scorers, depth or defensive pressure, and again, Gordon, a freshman, proved the difference. The Hoosiers went on a 9-0 run to take their first lead, 27-24, when Bassett completed a three-point play with 7:42 left in the half, and then the defensive pressure changed everything in the final 10 minutes.

With Gordon continually forcing UNCW to go to other players, the turnovers mounted. By halftime, they had 17 turnovers and the Hoosiers were running away with easy baskets that produced a 12-0 spurt and a 39-26 lead. By halftime it was 52-32, and Gordon and Bassett had already combined for as many points as the entire UNCW team.

Official Basketball Box Score -- GAME TOTALS -- FINAL STATISTICS
UNC Wilmington vs Indiana
 11/20/07 7:06 P.M. at Assembly Hall, Bloomington, Ind.

UNC Wilmington 71 • 1-2

##	Player	FG-FGA	3-Ptr	FT-FTA	Rebounds			PF	TP	A	TO	Blk	Stl	Min	
					Off	Def	Tot								
41	Hendley, Todd	f 5-11	0-4	10-10	3	0	3	2	20	2	6	0	0	33	
32	Kuljanin, Vladimir	c 7-11	0-0	0-0	2	2	4	1	14	5	4	0	0	32	
02	Carter, T.J.	g 2-6	0-2	3-4	1	5	6	5	7	3	3	0	0	19	
04	Fountain, Daniel	g 3-9	2-4	0-0	0	4	4	1	8	2	1	0	2	26	
05	Tomko, Chad	g 5-8	5-7	2-2	1	1	2	3	17	0	6	0	3	26	
00	Davis, Mario	0-0	0-0	0-0	0	0	0	0	0	0	2	0	0	5	
01	Downey, Montez	1-2	1-1	0-0	0	1	1	1	3	0	2	0	0	12	
03	Jeralds, Darion	0-0	0-0	0-0	0	1	1	3	0	1	1	0	1	7	
12	Sheets, Josh	0-3	0-1	0-0	0	1	1	3	0	0	0	0	0	14	
21	Lacy, Dominique	1-3	0-1	0-0	0	2	2	5	2	1	0	0	1	15	
34	Sikes, Rob	0-1	0-0	0-0	0	1	1	0	0	0	0	0	0	9	
54	Aycock, Jason	0-0	0-0	0-0	0	0	0	0	0	0	0	0	0	2	
Team					2 1 3										
Totals					24-54	8-20	15-16	9 19 28	24	71	14	26	0	7	200
FG % 1st Half: 11-24		45.8%		2nd half: 13-30		43.3%		Game: 24-54		44.4%		Deadball Rebounds			
3FG % 1st Half: 3-9		33.3%		2nd half: 5-11		45.5%		Game: 8-20		40.0%		1			
FT % 1st Half: 7-8		87.5%		2nd half: 8-8		100.0%		Game: 15-16		93.8%					

Indiana 95 • 3-0

##	Player	FG-FGA	3-Ptr	FT-FTA	Rebounds			PF	TP	A	TO	Blk	Stl	Min	
					Off	Def	Tot								
02	Thomas, DeAndre	f 5-6	0-0	1-2	0	2	2	3	11	1	1	0	0	19	
03	White, D.J.	f 5-9	0-0	2-2	0	3	3	2	12	1	2	0	1	25	
01	Bassett, Armon	g 5-8	4-5	5-5	0	0	0	0	19	1	2	0	0	23	
13	Ellis, Jamarcus	g 0-1	0-1	1-2	0	4	4	1	3	2	1	1	1	28	
23	Gordon, Eric	g 8-12	2-5	12-13	0	1	1	2	30	6	2	0	3	34	
05	Crawford, Jordan	g 7-11	1-3	0-0	0	1	1	2	15	2	2	0	2	22	
22	Stemler, Lance	1-1	0-0	0-0	1	3	4	2	2	0	1	0	3	16	
24	McGee, Brandon	0-2	0-2	0-0	0	1	1	2	0	3	0	0	0	11	
32	Holman, Eli	1-3	0-0	0-0	1	2	3	2	2	0	1	0	0	13	
34	Ahlfeld, Adam	0-0	0-0	3-4	0	2	2	0	3	0	0	0	0	4	
44	Taber, Kyle	0-0	0-0	0-0	2	0	2	0	0	0	0	0	0	5	
Team					0 2 2										
Totals					32-53	7-16	24-28	4 21 25	16	95	14	16	1	10	200
FG % 1st Half: 17-28		60.7%		2nd half: 15-25		60.0%		Game: 32-53		60.4%		Deadball Rebounds			
3FG % 1st Half: 5-10		50.0%		2nd half: 2-6		33.3%		Game: 7-16		43.8%		2			
FT % 1st Half: 13-15		86.7%		2nd half: 11-13		84.6%		Game: 24-28		85.7%					

Officials: Haywood Bostic, Charles Robinson, Nathan Quick
 Technical fouls: UNC Wilmington-None. Indiana-None.
 Attendance: 17284

Score by periods	1st	2nd	Total
UNC Wilmington	32	39	71
Indiana	52	43	95

HOOSIERS BEST ILLINOIS STATE, 70-57

HOFFMAN ESTATES, ILLINOIS--Freshman Eric Gordon scored 31 points, the third time in four games he's hit for at least 30, and No. 8 Indiana held off a second-half charge to beat Illinois State 70-57 in the Chicago Invitational Challenge.

Gordon showed off the dazzling skills that allowed him to average 28 points in the first three games of his freshman career. He scored 20 in the first half on 8-of-11 shooting. He had 11 straight Indiana points during one stretch to help the Hoosiers build a 38-28 halftime lead. Illinois State (3-1), seeking its first victory over a Top 10 opponent since the 1983-84 season, gave Indiana its first real test in its first road game.

Gordon made his first basket of the second half an emphatic one, driving down the lane for a thunderous dunk with 13:05 left, bringing a large contingent of Hoosiers fans at the Sears Center to their feet as Indiana went up by 11. But Levi Dyer, who had 18 points, hit a pair of 3-pointers as the scrappy Redbirds ran off nine straight points to cut the lead to 50-48 with just over 10 minutes remaining.

But another freshman, Jordan Crawford, scored six points to spark a late 10-2 run for Indiana that put the Hoosiers up by 11 with about three minutes to go. Crawford finished with 13 points, 10 in the second half.

Gordon helped the Hoosiers built a 13-point lead in the first half by scoring 11 straight Indiana points. He lost a dribble on a fastbreak but quickly retrieved it and hit a layup. And then moments after hitting two free throws, he sneaked free on an inbound pass for a layup to make it 25-16.

Official Basketball Box Score -- GAME TOTALS -- FINAL STATISTICS
Illinois State Redbirds vs Indiana
 11/23/07 7:30 pm at Sears Centre Hoffman Estates, IL

Illinois State Redbirds 57 • 3-1 (2-1 Tourn)

##	Player	FG-FGA	3-Ptr	FT-FTA	Rebounds			PF	TP	A	TO	Blk	Stl	Min	
					Off	Def	Tot								
4	Slack, Anthony	f 5-10	0-0	3-9	2	3	5	4	13	1	0	4	0	28	
42	Odiakosa, Dinma	f 3-5	0-0	2-4	6	2	8	3	8	0	5	0	0	21	
0	Eldridge, Osiris	g 3-10	0-5	1-3	0	3	3	1	7	5	1	0	3	31	
10	Johnson, Dom	g 1-4	0-2	0-0	1	1	2	5	2	3	3	0	0	22	
5	Richardson, Boo	g 0-3	0-1	0-0	1	2	3	2	0	2	0	0	0	25	
1	Holloway, Emmanuel	1-7	1-1	0-0	1	0	1	4	3	2	2	0	2	17	
3	Rubin, Alex	0-0	0-0	0-0	0	0	0	2	0	1	0	0	0	4	
31	Vandello, Mike	0-2	0-1	1-2	0	0	0	0	1	1	0	0	0	7	
32	Dyer, Levi	6-11	5-6	1-2	1	1	2	3	18	1	1	1	0	25	
45	Holtz, Brandon	1-2	0-0	3-4	0	4	4	2	5	0	1	0	0	20	
Team					1 4 5										
Totals					20-54	6-16	11-24	13 20 33	26	57	14	15	5	5	200
FG % 1st Half: 10-24		41.7%		2nd half: 10-30		33.3%		Game: 20-54		37.0%		Deadball Rebounds			
3FG % 1st Half: 3-9		33.3%		2nd half: 3-7		42.9%		Game: 6-16		37.5%		4			
FT % 1st Half: 5-11		45.5%		2nd half: 6-13		46.2%		Game: 11-24		45.8%					

Indiana 70 • 4-0 (3-0 Tourn)

##	Player	FG-FGA	3-Ptr	FT-FTA	Rebounds			PF	TP	A	TO	Blk	Stl	Min	
					Off	Def	Tot								
2	Thomas, DeAndre	f 4-10	0-0	0-0	3	1	4	4	8	0	2	0	1	17	
3	White, D.J.	f 2-6	0-0	0-0	3	7	10	3	4	2	2	1	1	29	
1	Bassett, Armon	g 1-4	1-1	1-2	0	1	1	0	4	1	1	0	1	18	
13	Ellis, Jamarcus	g 2-7	0-2	2-5	2	5	7	2	6	2	2	1	0	31	
23	Gordon, Eric	g 11-18	2-3	7-10	0	6	6	3	31	2	6	1	1	39	
22	Stemler, Lance	1-3	0-1	2-2	3	1	4	4	2	1	1	2	25		
24	McGee, Brandon	0-0	0-0	0-0	1	1	1	1	0	0	0	1	0	5	
32	Holman, Eli	0-0	0-0	0-0	0	0	0	2	0	1	0	1	0	5	
44	Taber, Kyle	0-0	0-0	0-0	0	1	1	0	0	0	0	0	0	1	
5	Crawford, Jordan	5-10	0-2	3-5	4	2	6	3	13	4	2	0	0	30	
Team					3 5 8										
Totals					26-58	3-9	15-24	18 30 48	22	70	14	16	6	6	200
FG % 1st Half: 15-32		46.9%		2nd half: 11-26		42.3%		Game: 26-58		44.8%		Deadball Rebounds			
3FG % 1st Half: 3-4		75.0%		2nd half: 0-5		0.0%		Game: 3-9		33.3%		3			
FT % 1st Half: 5-8		62.5%		2nd half: 10-16		62.5%		Game: 15-24		62.5%					

Officials: Tim Nestor, Jerry Heater, William Humes
 Technical fouls: Illinois State Redbirds-None. Indiana-None.
 Attendance:

Score by periods	1st	2nd	Total
Illinois State Redbirds	28	29	57
Indiana	38	32	70

	In	Paint	Off	2nd	Fast	Bench
ILLSTAT	20	13	4	6	27	
INDIANA	34	11	22	4	17	

Last FG - ILLSTATE 2nd-00:47, INDIANA 2nd-03:50.
 Largest lead - ILLSTATE None, INDIANA by 14 2nd-17:46.
 Score tied - 0 times.
 Lead changed - 0 times.

XAVIER DEFEATS INDIANA, 80-65

HOFFMAN ESTATES, ILLINOIS-- C.J. Anderson and B.J. Raymond scored 19 points apiece, and Xavier handed the eighth-ranked Hoosiers their first loss, beating them 80-65 in the final of the Chicago Invitational Challenge .

"Teams have opportunities to get better through losses," Indiana coach Kelvin Sampson said.

And he thinks this could be one of them.

The Big Ten's leading scorer Eric Gordon led Indiana with 20 points, but the Hoosiers overall were held in check hitting just one of 15 three point attempts.

D.J. White did his best to pick up the slack for Indiana with 16 points and 10 rebounds, as he and Jamarcus Ellis, who finished with 10 points and 11 rebounds were the only Hoosiers to score in double figures.

Xavier (4-1) outscored Indiana (4-1) 13-3 over the final 3:54 of the first half to turn a one-point advantage into a 40-29 lead, and the Musketeers maintained control the rest of the way. Anderson shot 7-of-14, while Raymond hit 7 of 12. And both did a good job on the boards, with Raymond grabbing 10 rebounds and Anderson eight.

They were leading 27-26 when they scored eight straight. Indiana's Armon Bassett hit a 3-pointer with 58 seconds remaining, but Burrell then rattled in one from the wing, the ball hitting the rim before falling through the net. The Musketeers ended the half with another wild shot.

It was a rough half for Indiana, which hit just 12 of 32 shots and was 1-of-9 on 3-pointers.

HOOSIERS OVER GA. TECH, 83-79

BLOOMINGTON, INDIANA-- Four players scored in double figures as No. 15 Indiana managed to gut out an 83-79 win over Georgia Tech at Assembly Hall as part of the Big Ten/ACC Challenge. With the win the Hoosiers improved to 5-1, while the Yellow Jackets fall to 3-3.

Indiana, the top shooting team in the Big Ten entering the game, shot 49 percent (24-49) from the field. Solid Georgia Tech defense also limited IU from three-point range, hitting seven of 18 attempts (39 percent). The Hoosiers had a decisive advantage at the free throw line, connecting on 28 of 38 attempts while the Yellow Jackets were 11 of 20.

Freshman Eric Gordon led all scorers with 29 points. Gordon was just 7 of 14 from the field but went to the charity stripe 16 times, making 13 shots. Senior D.J. White recorded his second-straight double double with 18 points and a career-high tying 14 rebounds. Lance Stemler and Jamarcus Ellis each set season highs with 15 points apiece.

Clinging to a 38-34 halftime advantage, Indiana opened the second half with a four-minute scoring drought that allowed the Yellow Jackets to come back and take a 43-38 lead. White made good on one of two free throws with 12:15 to play and the Hoosiers were back within one, 51-50.

It remained a one-point affair at 53-52 until Ellis was fouled driving to the hoop and hit both freebies to put the Hoosiers back in the lead at 8:45. Up 63-60 as the clock ticked under six minutes, Stemler drained his third three-point basket of the night. A pair of Gordon free throws, resulting in some breathing room at 68-60, followed a defensive stand. Indiana's largest lead of the game came with 3:37 remaining when a triple from Gordon made it 75-65.

Official Basketball Box Score -- GAME TOTALS -- FINAL STATISTICS
Indiana vs Xavier Musketeers
 11/24/07 7:30 pm at Sears Centre Hoffman Estates, IL

Indiana 65 • 4-1 (3-1 Tourn)

#	Player	Total			3-Ptr			Rebounds			PF	TP	A	TO	Blk	Stl	Min
		FG	FGA	FT	FTA	FG	FGA	FT	FTA	Off							
2	Thomas, DeAndre	f	1-3	0-0	0-0	2	1	3	4	2	0	0	0	1	1	11	
3	White, D.J.	f	7-9	0-0	2-3	4	6	10	4	16	1	3	1	1	1	36	
1	Bassett, Armon	g	4-13	1-7	0-0	0	2	2	1	9	3	1	0	0	0	35	
13	Ellis, Jamarcus	g	5-12	0-2	0-1	6	5	11	4	10	3	2	1	0	0	32	
23	Gordon, Eric	g	4-12	0-2	12-12	0	2	2	4	20	3	3	0	1	1	33	
22	Stemler, Lance	g	1-3	0-2	0-0	1	3	4	2	2	0	0	1	1	20		
24	McGee, Brandon	g	0-0	0-0	0-0	0	1	1	1	0	0	0	0	0	2		
32	Holman, Eli	g	0-0	0-0	0-0	0	0	0	0	0	0	0	0	0	2		
5	Crawford, Jordan	g	3-13	0-2	0-0	1	2	3	6	2	3	0	1	1	29		
Team			3	3	6												
Totals			25-65	1-15	14-16	17	25	42	25	65	14	12	3	5	200		

FG % 1st Half:	12-32	37.5%	2nd half:	13-33	39.4%	Game:	25-65	38.5%	Deadball
3FG % 1st Half:	1-9	11.1%	2nd half:	0-6	0.0%	Game:	1-15	6.7%	Rebounds
FT % 1st Half:	4-6	66.7%	2nd half:	10-10	100.0%	Game:	14-16	87.5%	0

Xavier Musketeers 80 • 4-1 (4-0 Tourn)

#	Player	Total			3-Ptr			Rebounds			PF	TP	A	TO	Blk	Stl	Min
		FG	FGA	FT	FTA	FG	FGA	FT	FTA	Off							
1	Duncan, Josh	f	4-10	0-3	4-5	4	4	8	3	12	2	1	1	0	0	25	
11	Raymond, B.J.	f	7-12	3-7	2-3	4	6	10	2	19	2	2	1	0	0	33	
5	Brown, Derrick	f	2-5	0-0	3-3	0	3	3	5	7	0	1	0	0	0	15	
24	Lavender, Drew	g	4-9	0-0	5-6	1	1	2	1	13	6	2	0	2	37		
34	Burrell, Stanley	g	2-7	1-1	1-2	0	0	0	3	6	2	1	0	0	8		
2	Graves, Adrion	g	0-1	0-1	0-0	0	1	1	1	0	0	0	0	0	0		
20	Anderson, C.J.	g	7-14	0-0	5-10	4	4	8	1	19	4	4	1	2	27		
25	Jackson, Dante	g	0-1	0-0	0-0	0	0	0	0	0	0	0	0	1	1		
31	Love, Jason	g	2-2	0-0	0-1	2	5	7	1	4	0	0	1	0	17		
Team			1	1	2												
Totals			28-61	4-12	20-30	16	25	41	17	80	16	11	4	6	200		

FG % 1st Half:	15-31	48.4%	2nd half:	13-30	43.3%	Game:	28-61	45.9%	Deadball
3FG % 1st Half:	3-7	42.9%	2nd half:	1-5	20.0%	Game:	4-12	33.3%	Rebounds
FT % 1st Half:	7-11	63.6%	2nd half:	13-19	68.4%	Game:	20-30	66.7%	2

Officials: Roger Ayers, William Humes, Tim Nester
 Technical fouls: Indiana-None, Xavier Musketeers-None.
 Attendance: 17230
 ACC/Big Ten Challenge

Score by periods	1st	2nd	Total
Indiana	29	36	65
Xavier Musketeers	40	40	80

	In	Off	2nd	Fast	Bench
Points	Paint	T/O	Chance	Break	
INDIANA	36	13	20	2	8
XAVIER	44	9	21	6	23

Last FG - INDIANA 2nd-00:05, XAVIER 2nd-00:13.
 Largest lead - INDIANA by 1 1st-18:57, XAVIER by 17 2nd-00:13.
 Score tied - 2 times.
 Lead changed - 9 times.

Official Basketball Box Score -- GAME TOTALS -- FINAL STATISTICS
Georgia Tech vs Indiana
 11/27/07 7:05 PM at Assembly Hall (Bloomington, Ind.)

Georgia Tech 79 • 3-3

#	Player	Total			3-Ptr			Rebounds			PF	TP	A	TO	Blk	Stl	Min
		FG	FGA	FT	FTA	FG	FGA	FT	FTA	Off							
32	Smith,Jeremis	f	4-8	0-1	2-4	5	6	11	4	10	3	1	0	1	1	21	
44	Aminu,Alade	f	3-7	0-0	1-2	5	1	6	3	7	0	1	0	1	0	34	
00	Clinch,Lewis	g	6-15	3-5	3-4	1	3	4	4	18	3	3	0	1	1	34	
13	Bell,D'Andre	g	2-4	0-0	1-2	0	0	0	1	5	3	3	0	1	23		
23	Morrow,Anthony	g	6-12	3-6	2-2	2	3	5	3	17	1	0	0	0	35		
02	Causey,Matt	g	1-4	0-2	1-3	1	0	1	4	3	6	3	0	1	20		
03	Miller,Maurice	g	0-1	0-0	0-0	0	1	1	0	0	1	1	0	1	9		
31	Lawal,Gani	g	8-12	0-0	1-3	1	2	3	4	17	0	0	3	1	16		
35	Peacock,Zack	g	1-3	0-2	0-0	0	1	1	1	2	0	0	0	0	8		
Team			0	0	0												
Totals			31-66	6-16	11-20	15	17	32	24	79	17	13	3	7	200		

FG % 1st Half:	14-35	40.0%	2nd half:	17-31	54.8%	Game:	31-66	47.0%	Deadball
3FG % 1st Half:	4-10	40.0%	2nd half:	2-6	33.3%	Game:	6-16	37.5%	Rebounds
FT % 1st Half:	2-5	40.0%	2nd half:	9-15	60.0%	Game:	11-20	55.0%	3

Indiana 83 • 5-1

#	Player	Total			3-Ptr			Rebounds			PF	TP	A	TO	Blk	Stl	Min
		FG	FGA	FT	FTA	FG	FGA	FT	FTA	Off							
03	White, D.J.	f	6-9	0-0	6-12	2	12	14	3	18	0	4	3	2	36		
22	Stemler, Lance	f	5-9	3-6	2-2	1	2	3	2	15	0	0	0	1	32		
01	Bassett, Armon	g	1-6	1-4	1-2	0	0	0	4	4	6	1	0	1	37		
13	Ellis, Jamarcus	g	4-7	1-2	6-6	2	5	7	5	15	2	3	0	2	33		
23	Gordon, Eric	g	7-14	2-6	13-16	0	4	4	2	29	2	8	1	0	40		
02	Thomas, DeAndre	g	0-0	0-0	0-0	0	0	0	0	0	0	0	0	0	2		
30	White, Mike	g	1-4	0-0	0-0	4	2	6	4	2	0	1	0	1	20		
Team			2	1	3												
Totals			24-49	7-18	28-38	11	26	37	20	83	10	17	4	7	200		

FG % 1st Half:	14-29	48.3%	2nd half:	10-20	50.0%	Game:	24-49	49.0%	Deadball
3FG % 1st Half:	4-10	40.0%	2nd half:	3-8	37.5%	Game:	7-18	38.9%	Rebounds
FT % 1st Half:	6-10	60.0%	2nd half:	22-28	78.6%	Game:	28-38	73.7%	7

Officials: Steve Welmer, Ed Hightower, Jim Burr
 Technical fouls: Georgia Tech-None, Indiana-None.
 Attendance: 17230
 ACC/Big Ten Challenge

Score by periods	1st	2nd	Total
Georgia Tech	34	45	79
Indiana	38	45	83

	In	Off	2nd	Fast	Bench
Points	Paint	T/O	Chance	Break	
INDIANA	40	9	16	13	22
INDIANA	30	9	9	4	2

Last FG - GT 2nd-00:04, INDIANA 2nd-03:37.
 Largest lead - GT by 8 1st-09:58, INDIANA by 10 2nd-03:37.
 Score tied - 6 times.
 Lead changed - 10 times.

HOOSIERS KNOCK OFF SIU, 64-51

CARBONDALE, ILLINOIS--Freshman Eric Gordon scored 22 points and teamed with Jamarcus Ellis and D.J. White on defense with three blocked shots apiece to lead #15 Indiana to a 64-51 win over #22 Southern Illinois.

D.J. White added 10 points and 12 rebounds for the Hoosiers (6-1) in their only road nonconference game of the season and Ellis also had a double-double with 11 points and 10 rebounds. It was the third straight double-double for White and the second in three games for Ellis.

Randal Falke had 12 points and seven rebounds for the Salukis (3-2), who missed all 13 of their 3-point shots before Matt Shaw hit one with 1:03 to play. The Salukis shot 37.5 percent (21-of-56) from the field overall, with many of the looks wide open.

Gordon became the first to score at least 20 points against Southern this season and just the third since the start of last season, when only Western Kentucky's Courtney Lee (23) and Evansville's Matt Webster (21) accomplished the feat.

Gordon needed time to find his groove. He missed his first two shots before finally knocking down a 3-pointer that tied it at 14 about midway through the first half against a Salukis defense among the nation's stingiest, holding opponents this season to just 57 points a game.

Gordon took over after the break, scoring 12 points in a 17-7 Indiana run that turned a 34-30 Hoosier lead to a 51-37 bulge with 5:30 left. Gordon had two 3-pointers during that stretch.

INDIANA DEFEATS TSU, 84-72

BLOOMINGTON, INDIANA--D.J. White scored a career-high 29 points and No. 15 Indiana rolled to an 84-72 victory over Tennessee State.

The Hoosiers (7-1) led early by as many as 19 points, but freshman Eric Gordon left the game with about 6 minutes left in the first half after he fell hard to the floor, bruising his lower back.

With Gordon gone, the Tigers (2-4) rallied within seven points before two straight 3-pointers by Indiana's Lance Stemler. Two free throws by Jamarcus Ellis then gave Indiana a 73-58 lead and Tennessee State came no closer than 12 points the rest of the way.

White, a 6-foot-9 senior whose previous high was 23 points, was perfect in eight shots from the field in the first half and finished 11-of-16 overall. He was 7-of-9 from the free throw line and had four blocked shots. Mike White finished with 11 points, Ellis had 10 and Stemler finished with nine for Indiana, which held on for its 22nd straight victory in Assembly Hall.

Gordon, who had played all 40 minutes in the past two games, finished with eight points, the first time in his college career he scored fewer than 20.

Gordon was 1-of-4 from the field and was knocked to the court as he passed off to White, who was fouled and hit both free throws for a 36-17 lead. Gordon remained in the game briefly, but he left shortly after that.

The Tigers took advantage of Gordon's absence and cut Indiana's lead to 40-28 with three straight 3-pointers by Price, the man Gordon had been guarding.

Brandon McGee then hit the Hoosiers' first 3-pointer after eight straight misses, and they kept the lead at 16 until a last-second 3-pointer by Price made it 48-35 at halftime.

Official Basketball Box Score -- GAME TOTALS -- FINAL STATISTICS
Indiana vs Southern Illinois
 12/1/07 8:30 p.m. at Carbondale, Ill. - SIU Arena

Indiana 64 • 6-1

#	Player	FG	3-Ptr	FT-FTA	Rebounds			PF	TP	A	TO	Blk	Stl	Min	
					Off	Def	Tot								
13	Ellis, Jamarcus	f	3-8	1-5	4-4	3	7	10	3	11	3	5	3	0	36
22	Stemler, Lance	f	1-4	1-4	0-0	0	2	2	1	3	0	0	0	1	26
03	White, D.J.	c	5-10	0-0	0-0	3	9	12	4	10	0	1	3	0	32
01	Bassett, Armon	g	3-7	2-5	4-4	0	1	1	1	12	4	3	0	1	37
23	Gordon, Eric	g	7-14	4-7	4-6	0	4	4	1	22	1	3	3	2	40
02	Thomas, DeAndre	g	1-1	0-0	0-0	0	3	3	5	2	1	2	0	0	8
30	White, Mike	g	2-2	0-0	0-0	2	1	3	2	4	0	2	0	0	21
Team						0	3	3							
Totals			22-46	8-21	12-14	8	30	38	17	64	9	16	9	4	200
FG % 1st Half: 13-24 54.2%		2nd half: 9-22 40.9%		Game: 22-46 47.8%										Deadball Rebounds 0	
3FG % 1st Half: 4-12 33.3%		2nd half: 4-9 44.4%		Game: 8-21 38.1%											
FT % 1st Half: 4-5 80.0%		2nd half: 8-9 88.9%		Game: 12-14 85.7%											

Southern Illinois 51 • 3-2

#	Player	FG	3-Ptr	FT-FTA	Rebounds			PF	TP	A	TO	Blk	Stl	Min	
					Off	Def	Tot								
14	FALKER, Randal	f	5-11	0-0	2-7	3	4	7	3	12	1	3	1	0	35
32	SHAW, Matt	f	3-7	1-5	2-2	2	3	5	2	9	0	2	0	1	33
35	BOYLE, Tony	f	3-6	0-0	1-3	2	3	5	2	7	1	2	0	0	15
10	MULLINS, Bryan	g	4-9	0-0	1-1	0	2	2	4	9	3	2	0	4	37
22	GREEN, Tyrone	g	0-2	0-0	0-0	0	0	0	2	0	1	1	0	0	9
04	BONE, Joshua	g	1-9	0-6	2-2	0	1	1	1	4	1	1	0	2	30
24	CLEMMONS, Wesley	g	4-9	0-2	0-0	1	1	2	3	8	1	0	0	0	33
45	FAY, Carlton	g	1-3	0-1	0-0	1	1	2	1	2	1	0	0	0	8
Team						3	2	5							
Totals			21-56	1-14	8-15	12	17	29	18	51	9	11	1	7	200
FG % 1st Half: 13-31 41.9%		2nd half: 8-25 32.0%		Game: 21-56 37.5%										Deadball Rebounds 1	
3FG % 1st Half: 0-6 0.0%		2nd half: 1-8 12.5%		Game: 1-14 7.1%											
FT % 1st Half: 2-6 33.3%		2nd half: 6-9 66.7%		Game: 8-15 53.3%											

Officials: Bo Boroski, Randall McCall, JD Collins
 Technical fouls: Indiana-None. Southern Illinois-None.
 Attendance: 9345

Score by periods	1st	2nd	Total
Indiana	34	30	64
Southern Illinois	28	23	51

Official Basketball Box Score -- GAME TOTALS -- FINAL STATISTICS
TSU vs Indiana
 12/3/07 7:06 p.m. at Assembly Hall, Bloomington, Ind.

TSU 72 • 2-4

#	Player	FG	3-Ptr	FT-FTA	Rebounds			PF	TP	A	TO	Blk	Stl	Min	
					Off	Def	Tot								
01	TAYLOR, Dontrell	f	2-2	0-0	1-2	0	0	0	3	5	0	1	1	0	10
03	HOUSTON, Jerrell	f	2-6	0-0	1-1	1	5	6	4	5	3	6	2	1	29
20	COX, Darius	f	4-6	0-0	0-0	2	0	2	3	8	1	0	3	1	29
11	PRICE, Bruce	g	11-19	5-7	7-8	2	2	4	3	34	5	5	0	5	38
22	ROBINSON, Gerald	g	3-10	0-4	1-1	0	2	2	2	7	3	3	0	3	28
00	ARMSTRONG, Rashad	g	0-0	0-0	0-0	0	0	0	2	0	0	0	0	1	4
02	ERVIN, Reiley	g	1-2	1-2	0-0	0	1	1	1	3	1	0	1	2	18
13	WEAVER, LaDarius	g	0-4	0-2	0-0	0	3	3	0	0	0	2	0	0	11
15	BELTON, Andrae	g	0-0	0-0	0-1	0	2	2	3	0	1	0	0	2	13
14	IVY, Moraye	g	2-4	2-3	0-0	1	0	1	3	6	0	0	0	1	10
32	CRAFT, James	g	0-0	0-0	0-1	0	1	1	2	0	0	1	0	0	4
40	EVANS, Stephen	g	2-3	0-0	0-0	0	1	1	3	4	0	0	0	0	6
Team						0	1	1							
Totals			27-56	8-18	10-14	6	18	24	29	72	14	18	7	16	200
FG % 1st Half: 14-30 46.7%		2nd half: 13-26 50.0%		Game: 27-56 48.2%										Deadball Rebounds 2	
3FG % 1st Half: 4-9 44.4%		2nd half: 4-9 44.4%		Game: 8-18 44.4%											
FT % 1st Half: 3-4 75.0%		2nd half: 7-10 70.0%		Game: 10-14 71.4%											

Indiana 84 • 7-1

#	Player	FG	3-Ptr	FT-FTA	Rebounds			PF	TP	A	TO	Blk	Stl	Min	
					Off	Def	Tot								
03	White, D.J.	f	11-16	0-1	7-9	4	9	13	3	29	0	1	4	1	36
22	Stemler, Lance	f	3-6	2-5	1-2	0	1	1	5	9	1	1	0	2	23
01	Bassett, Armon	g	2-11	1-5	3-4	1	2	3	0	8	3	4	0	1	39
13	Ellis, Jamarcus	g	3-6	0-1	4-5	3	4	7	2	10	10	7	1	2	39
23	Gordon, Eric	g	1-4	0-2	6-6	0	2	2	2	8	0	2	1	1	12
02	Thomas, DeAndre	g	1-3	0-0	0-0	1	0	1	0	2	0	0	0	0	7
24	McGee, Brandon	g	2-3	1-2	2-2	1	0	1	1	7	0	1	0	0	13
30	White, Mike	g	3-6	0-0	5-8	3	5	8	4	11	0	2	0	2	30
44	Taber, Kyle	g	0-0	0-0	0-0	1	0	1	0	0	0	0	0	0	1
Team						2	2	4							
Totals			26-55	4-16	28-36	16	25	41	17	84	14	19	6	9	200
FG % 1st Half: 15-31 48.4%		2nd half: 11-24 45.8%		Game: 26-55 47.3%										Deadball Rebounds 3	
3FG % 1st Half: 1-9 11.1%		2nd half: 3-7 42.9%		Game: 4-16 25.0%											
FT % 1st Half: 17-20 85.0%		2nd half: 11-16 68.8%		Game: 28-36 77.8%											

Officials: Donnee Gray, Steve Olson, Bert Smith
 Technical fouls: TSU-None. Indiana-None.
 Attendance: 17171
 D.J. White 29 Points New Career High

Score by periods	1st	2nd	Total
TSU	35	37	72
Indiana	48	36	84

	Points	In Paint	Off T/O	2nd Chance	Fast Break	Bench
TSU	32	27	9	10	13	13
INDIANA	36	23	25	4	20	13

Last FG: TSU 2nd 01:00, INDIANA 2nd 01:38
 Score tied - 0 times

INDIANA TOPPLES KENTUCKY, 70-51

BLOOMINGTON, INDIANA--Freshman Jordan Crawford scored 20 points to lead a short-handed Indiana team to a 70-51 win over Kentucky in the first meeting between the two teams in Assembly Hall since 1990.

Indiana took control midway through the first half with a 15-5 run that expanded the lead to 29-15 with 6:11 left in the first half.

Kentucky closed to 31-23 when brother Joe Crawford stole the ball from his brother and drove in for a layup. But Jordan Crawford made three of four free throws in the final 90 seconds, during a five-point flurry that gave Indiana a 37-25 halftime lead.

The second half was all Hoosiers.

Indiana scored the first nine points in the second half, building a 46-25 lead, and then things turned ugly for the Wildcats. Bradley fouled out with 13:51 left, and Michael Porter fouled out with 9:58 to go.

Even when something did go right, like Joe Crawford's driving layup at the 12:49 mark, the Wildcats still made mistakes. Crawford drew a technical foul after the play.

The result: Kentucky never got closer than 17 points the rest of the way, and Jordan Crawford walked away with a win and family bragging rights.

Senior D.J. White became the 41st player in school history to eclipse the 1,000 point mark with his 16-point, 13-rebound performance. He now has scored 1,006 points.

Junior Jamarcus Ellis added 12 points, five rebounds and five assists and junior DeAndre Thomas had 11 points and five rebounds.

HOOSIERS OVER WCU, 100-52

BLOOMINGTON, INDIANA-- Freshman Eric Gordon scored 26 points, senior D.J. White had another double-double with 21 points and 11 rebounds and freshman Jordan Crawford added 19 to lead the Hoosiers to a 100-52 win Western Carolina.

Gordon, the Big Ten's leading scorer, topped 20 points for the eighth time this season and came within two baskets of breaking Mike Woodson's freshman mark for most 30-point games in a season (three).

WCU shot 34.5 percent from the field, committed 24 fouls and 21 turnovers and was outrebounded 50-24.

More troubling was the lack of a supporting cast. Michael Porrini scored 20 points and Arnold Gore 16, but no other Western Carolina player had more than six. In fact, until Jake Robinson completed a three-point play with 3:49 left in the first half, no other Catamount had scored.

Gordon had no trouble with his shooting touch, finishing 8-of-13 and 6-of-11 from 3-point range, and the Hoosiers had no problem getting back in sync with their dazzling freshman.

White opened the game with back-to-back three-point plays, an ominous sign of what was to come for the Catamounts.

By halftime, Indiana had already strung together runs of 8-0, 8-0, 11-0 and 7-0, then used a 15-0 spurt early in the second half to close out their 24th consecutive home victory. That's the fourth longest streak in the country, and Sampson is now 22-0 at Assembly Hall since taking over as coach last season.

Official Basketball Box Score -- GAME TOTALS -- FINAL STATISTICS																	
UK vs Indiana																	
12/08/07 4:05 p.m. at Bloomington, Ind. (Assembly Hall)																	
UK 51 • 4-3																	
#	Player	Total			3-Ptr			Rebounds			PF	TP	A	TO	Blk	Stl	Min
		FG-FGA	FG-FGA	FT-FTA	Off	Def	Tot	Off	Def	Tot							
42	Coury, Mark	f	1-2	0-0	0-0	0	3	3	2	0	1	0	1	12			
54	Patterson, Patrick	f	6-9	0-0	3-5	2	3	5	2	15	2	5	0	36			
03	Bradley, Ramel	g	2-5	1-4	0-1	0	1	1	5	5	0	2	1	23			
13	Porter, Michael	g	1-4	1-2	0-0	1	0	1	5	3	0	3	0	21			
32	Crawford, Joe	g	4-15	1-6	1-3	1	1	2	2	10	2	2	0	37			
15	Stewart, A.J.	g	0-2	0-0	1-2	0	0	0	2	1	1	2	0	12			
21	Stevenson, Perry	g	3-5	0-0	4-4	2	4	6	3	10	2	2	0	26			
30	Perry, Dwight	g	0-1	0-1	0-0	0	0	0	0	0	0	0	0	4			
34	Harris, Ramon	g	2-6	1-3	0-1	2	6	8	3	5	2	2	1	25			
43	Carter, Jared	g	0-0	0-0	0-0	0	0	0	0	0	0	0	0	4			
Team						1	2	3									
Totals			19-49	4-16	9-16	9	20	29	25	51	9	19	2	4	200		
FG % 1st Half: 9-21 42.9%		2nd half: 10-28 35.7%		Game: 19-49 38.8%		Deadball Rebounds 2.1											
3FG % 1st Half: 1-6 16.7%		2nd half: 3-10 30.0%		Game: 4-16 25.0%													
FT % 1st Half: 6-9 66.7%		2nd half: 3-7 42.9%		Game: 9-16 56.3%													
Indiana 70 • 8-1																	
#	Player	Total			3-Ptr			Rebounds			PF	TP	A	TO	Blk	Stl	Min
		FG-FGA	FG-FGA	FT-FTA	Off	Def	Tot	Off	Def	Tot							
03	White, D.J.	f	6-11	0-0	4-4	3	10	13	3	16	1	5	2	0	29		
22	Stemler, Lance	f	1-3	0-2	2-2	0	3	3	4	1	1	0	1	36			
30	White, Mike	f	1-4	0-0	5-6	2	1	3	4	7	1	1	0	29			
05	Crawford, Jordan	g	5-10	3-5	7-10	0	2	2	2	20	2	3	0	39			
13	Ellis, Jamarcus	g	4-8	1-2	3-5	0	5	5	12	5	2	0	2	35			
02	Thomas, DeAndre	g	5-10	0-0	1-5	2	3	5	2	11	0	3	0	22			
24	McGee, Brandon	g	0-0	0-0	0-0	1	0	1	0	0	0	0	1	6			
32	Holman, Eli	g	0-1	0-0	0-0	1	0	1	0	0	0	0	0	2			
34	Ahlfeld, Adam	g	0-0	0-0	0-0	0	0	0	0	0	0	0	0	1			
44	Taber, Kyle	g	0-0	0-0	0-0	0	0	0	0	0	0	0	0	1			
Team						2	2	4									
Totals			22-47	4-9	22-32	11	26	37	19	70	10	15	2	8	200		
FG % 1st Half: 11-25 44.0%		2nd half: 11-22 50.0%		Game: 22-47 46.8%		Deadball Rebounds 3											
3FG % 1st Half: 3-7 42.9%		2nd half: 1-2 50.0%		Game: 4-9 44.4%													
FT % 1st Half: 12-20 60.0%		2nd half: 10-12 83.3%		Game: 22-32 68.8%													
Officials: Ed Hightower, Zelton Steed, Eugene Crawford																	
Technical fouls: UK-Crawford, Joe. Indiana-None.																	
Attendance: 17410																	
D.J. White becomes the 41st player in IU history to score 1,000 points																	
Score by periods			1st	2nd	Total	Points	In	Off	2nd	Fast	Bench						
UK			25	26	51	26	9	6	2	16							
Indiana			37	33	70	24	14	13	4	11							
Last FG - UK 2nd-01.00, INDIANA 2nd-02.54.																	
Largest lead - UK None, INDIANA by 23 2nd-12:03.																	
Score tied - 1 time.																	
Lead changed - 0 times.																	

Official Basketball Box Score -- GAME TOTALS -- FINAL STATISTICS																	
Western Carolina vs Indiana																	
12/15/07 8:06 at Assembly Hall, Bloomington, Ind.																	
Western Carolina 52 • 3-6																	
#	Player	Total			3-Ptr			Rebounds			PF	TP	A	TO	Blk	Stl	Min
		FG-FGA	FG-FGA	FT-FTA	Off	Def	Tot	Off	Def	Tot							
04	GORE, Arnold	f	7-13	1-2	1-4	0	0	0	3	16	0	4	0	1	28		
34	GALLAGHER, Blake	f	1-4	0-0	0-0	1	5	6	2	2	1	1	0	0	23		
01	GILES, Brandon	g	0-5	0-1	0-2	1	1	2	1	0	2	2	1	0	23		
03	PORRINI, Michael	g	6-15	2-6	6-6	4	3	7	3	20	2	5	0	1	29		
23	WILSON, Eric	g	1-2	0-1	0-0	1	1	2	3	2	2	1	0	1	20		
05	MILLER, Camden	g	1-4	1-4	0-0	0	1	1	2	3	0	0	0	0	17		
13	WAGINGER, Brigham	g	1-6	0-2	1-2	0	0	0	3	3	3	2	0	0	24		
21	McKENNA, Negus	g	0-2	0-1	0-0	0	0	0	1	0	0	0	0	0	3		
32	MAGOWAN, Tim	g	0-0	0-0	0-0	0	0	0	0	0	0	0	0	0	1		
42	ROBINSON, Jake	g	2-4	1-2	1-1	2	0	2	1	6	1	2	0	0	23		
50	GORDON, Richie	g	0-0	0-0	0-0	0	0	0	5	0	0	3	0	0	9		
Team						2	2	4									
Totals			19-55	5-19	9-15	11	13	24	24	52	11	21	1	3	200		
FG % 1st Half: 9-27 33.3%		2nd half: 10-28 35.7%		Game: 19-55 34.5%		Deadball Rebounds 1.2											
3FG % 1st Half: 3-9 33.3%		2nd half: 2-10 20.0%		Game: 5-19 26.3%													
FT % 1st Half: 3-4 75.0%		2nd half: 6-11 54.5%		Game: 9-15 60.0%													
Indiana 100 • 9-1																	
#	Player	Total			3-Ptr			Rebounds			PF	TP	A	TO	Blk	Stl	Min
		FG-FGA	FG-FGA	FT-FTA	Off	Def	Tot	Off	Def	Tot							
03	White, D.J.	f	7-9	0-0	7-10	4	7	11	0	21	1	2	1	2	24		
30	White, Mike	f	1-2	0-0	0-0	2	1	3	4	2	2	0	0	1	16		
05	Crawford, Jordan	g	8-14	0-4	3-5	4	2	6	2	19	5	0	0	1	31		
13	Ellis, Jamarcus	g	4-7	1-2	0-0	2	5	7	2	9	6	2	0	3	23		
23	Gordon, Eric	g	8-13	6-11	4-6	1	1	2	1	26	1	2	1	1	29		
02	Thomas, DeAndre	g	4-6	0-0	0-0	0	0	0	3	8	0	0	1	0	19		
04	Finkelmeier, Brett	g	0-0	0-0	2-2	0	0	0	2	0	0	0	0	0	3		
22	Stemler, Lance	g	2-9	1-7	2-3	1	5	6	1	7	1	0	0	3	24		
24	McGee, Brandon	g	2-6	0-4	1-2	4	3	7	3	5	0	3	0	1	17		
34	Ahlfeld, Adam	g	0-0	0-0	0-0	0	0	0	0	0	0	0	0	0	2		
44	Taber, Kyle	g	0-0	0-0	1-3	1	5	6	1	1	0	0	1	0	12		
Team						2	0	2									
Totals			36-66	8-28	20-31	21	29	50	17	100	16	10	4	12	200		
FG % 1st Half: 18-30 60.0%		2nd half: 18-36 50.0%		Game: 36-66 54.5%		Deadball Rebounds 5.1											
3FG % 1st Half: 6-12 50.0%		2nd half: 2-16 12.5%		Game: 8-28 28.6%													
FT % 1st Half: 10-15 66.7%		2nd half: 10-16 62.5%		Game: 20-31 64.5%													
Officials: Mike Sanzere, Sid Rodehefer, James Hicks																	
Technical fouls: Western Carolina-None. Indiana-None.																	
Attendance: 13143																	
Score by periods			1st	2nd	Total	Points	In	Off	2nd	Fast	Bench						
Western Carolina			24	28	52	26	8	7	6	12							
Indiana			52	48	100	46	35	24	16	23							

SECOND HALF HELPS IU OVER COPPIN ST.

BLOOMINGTON, INDIANA--D.J. White had 21 points and eight rebounds, and freshman Eric Gordon scored 13 of his 15 points in the second half, helping Indiana overcome its sluggish start to beat the Eagles 73-46.

The Hoosiers used a 20-2 run to start the second half to pull away for their 10th victory of the season.

Indiana appeared to take control with a 9-0 run midway through the first half, but Coppin State answered with six straight points to get back within two - the same margin they trailed by at halftime.

Eagles coach Ron "Fang" Mitchell went to the locker room hopeful his overworked players had something left after enduring a brutal back-to-back stretch more suited to NBA teams.

"Our guys understood what the situation was and they were willing to deal with it," Mitchell said. "I was very proud of them the first half but I've never been a coach who believed in moral victories. It said a lot because they fought the whole way, it just wasn't enough."

Tywan McKee led Coppin State with 16 points. No other players reached double figures.

The momentum switched quickly in the second half. Gordon opened with a 3 and sparked a 20-4 run that finally put the Hoosiers in control 48-30 with 12:40 to go. Coppin State never challenged again.

Despite the poor start, Sampson did move closer to Branch McCracken's school record for most consecutive wins at the start of a career. The Hoosiers have won 25 straight at home, and Sampson is 23-0 since coming to Bloomington last season.

HOOSIERS TAKE CONTROL OVER CHI. STATE

BLOOMINGTON, INDIANA-Eric Gordon scored 22 points and made 14 of 14 free throws and D.J. White dominated the middle with 21 points and a career-high 15 rebounds and the 13th/14th-ranked Hoosiers used two early scoring runs to defeat Chicago State, 97-59.

"One thing coach emphasized all week was the slow starts and defense," White said. "We wanted to start better. Starting the game fast was a big focus for us."

The Hoosiers dominated Chicago State in every facet. Indiana finished with a 56-26 rebounding edge, blocked 11 shots, had 11 steals and forced 18 turnovers.

But the first half was more impressive. The Hoosiers had 12 offensive rebounds, three on the game's first possession, and built a 48-19 lead despite shooting 34.2 percent from the field.

Indiana has won seven straight and 26 in a row at Assembly Hall where it has been unbeatable since Sampson joined the program last season. Sampson is 24-0 at home since coming to Bloomington and is within one win of tying Branch McCracken's school record for most consecutive home victories at the start of a career. McCracken was 25-0 from 1938-41.

Jordan Crawford had 15 points, eight rebounds, three assists and five steals off the bench and Armon Bassett returned to the starting lineup and posted 13 points, five assists and three steals as the Hoosiers finished December with a 6-0 record and have won their last seven games.

Indiana had a season-high 56 rebounds and made 21 of 23 free throw attempts.

Official Basketball Box Score -- GAME TOTALS -- FINAL STATISTICS															
Coppin State vs Indiana															
12/22/07 12:06 at Assembly Hall, Bloomington, Ind.															
Coppin State 46 • 3-10															
#	Player	Total	3-Ptr			Rebounds			PF	TP	A	TO	Blk	Stl	Min
			FG-FGA	FG-FGA	FT-FTA	Off	Def	Tot							
23	Duncan, A'Daeron	f	2-10	1-3	1-2	3	2	5	1	6	0	3	0	2	26
31	Hayden, Eddie	f	3-8	0-0	0-0	2	1	3	2	6	0	2	0	2	23
40	Pressey, Robert	f	0-4	0-0	0-0	0	1	1	5	0	1	0	0	1	23
11	Goldsberry, Vince	g	1-3	0-0	0-0	1	2	3	1	2	2	1	0	2	30
22	McKee, Tywan	g	5-15	2-4	4-4	0	1	1	3	16	1	4	0	1	40
21	Miller, Mike	g	0-0	0-0	0-0	0	4	4	1	0	0	2	0	0	10
32	Conyers, Julian	g	0-0	0-0	2-2	0	0	0	1	2	0	0	0	0	4
33	Harrison, Antwan	g	1-1	0-0	4-4	0	1	1	3	6	0	1	0	0	12
34	Chesnut, Brian	g	3-6	0-0	0-0	2	5	7	4	6	0	3	1	0	22
50	Kucinskas, Ceslovas	g	1-1	0-0	0-0	1	0	1	3	2	0	1	0	0	10
Team						1	0	1							
Totals			16-48	3-7	11-12	10	17	27	24	46	4	17	1	8	200
FG % 1st Half: 10-28		35.7%	2nd half: 6-20		30.0%	Game: 16-48		33.3%	Deadball Rebounds						
3FG % 1st Half: 3-5		60.0%	2nd half: 0-2		0.0%	Game: 3-7		42.9%	Rebounds						
FT % 1st Half: 3-4		75.0%	2nd half: 8-8		100.0%	Game: 11-12		91.7%	1,1						
Indiana 73 • 10-1															
#	Player	Total	3-Ptr			Rebounds			PF	TP	A	TO	Blk	Stl	Min
			FG-FGA	FG-FGA	FT-FTA	Off	Def	Tot							
03	White, D.J.	f	8-9	0-0	5-8	2	6	8	1	21	0	1	4	2	31
22	Stemler, Lance	f	3-6	3-5	0-0	1	4	5	3	9	1	0	0	0	26
30	White, Mike	f	2-4	0-0	6-7	3	2	5	4	10	0	1	0	1	20
05	Crawford, Jordan	g	2-5	0-0	5-7	1	0	1	0	9	2	3	0	1	27
23	Gordon, Eric	g	2-13	1-9	10-10	1	1	2	2	15	3	3	0	3	36
02	Thomas, DeAndre	g	3-6	0-0	1-2	2	0	2	2	7	0	2	1	0	16
04	Finkelmeier, Brett	g	0-0	0-0	0-0	0	0	0	0	0	0	0	0	0	1
13	Ellis, Jamarcus	g	1-1	0-0	0-1	1	8	9	2	2	6	4	1	1	30
24	McGee, Brandon	g	0-2	0-2	0-0	0	0	0	0	0	0	0	0	0	6
34	Ahlfeld, Adam	g	0-0	0-0	0-0	1	0	1	0	0	0	0	0	0	1
44	Taber, Kyle	g	0-0	0-0	0-0	0	0	0	1	0	0	0	0	1	6
Team						2	1	3							
Totals			21-46	4-16	27-35	14	22	36	15	73	12	14	6	9	200
FG % 1st Half: 7-25		28.0%	2nd half: 14-21		66.7%	Game: 21-46		45.7%	Deadball Rebounds						
3FG % 1st Half: 1-8		12.5%	2nd half: 3-8		37.5%	Game: 4-16		25.0%	1						
FT % 1st Half: 13-19		68.4%	2nd half: 14-16		87.5%	Game: 27-35		77.1%							
Officials: Tim Hutchinson, David Maracich, Bo Boroski															
Technical fouls: Coppin State-None. Indiana-None.															
Attendance: 14366															
Score by periods			1st	2nd	Total										
Coppin State			26	20	46	Points	In	Off	2nd	Fast					
Indiana			28	45	73	Paint	26	12	8	4	Bench				
						INDIANA	30	18	14	4	9				
Last FG - CSU 2nd-04:22, INDIANA 2nd-01:22. Score tied - 3 times.															
Largest lead - CSU by 4, 1st-17:20, INDIANA by 27, 2nd-02:59. Lead changed - 3 times.															

Official Basketball Box Score -- GAME TOTALS -- FINAL STATISTICS															
Chicago State vs Indiana															
12/29/07 7 p.m. at Assembly Hall (Bloomington, Indiana)															
Chicago State 59 • 4-12															
#	Player	Total	3-Ptr			Rebounds			PF	TP	A	TO	Blk	Stl	Min
			FG-FGA	FG-FGA	FT-FTA	Off	Def	Tot							
35	MARTIN, Hajji	f	0-1	0-0	0-0	0	2	2	0	0	0	0	0	2	23
32	CHUKWUMAH, Chidozie	c	3-4	0-0	0-0	1	1	2	4	6	0	3	2	0	21
01	WILSON, Mike	g	2-5	0-2	0-0	0	4	4	2	4	2	1	0	2	21
03	HOLSTON, David	g	9-20	7-15	0-0	0	3	3	3	25	3	3	0	1	34
23	CANTRELL, John	g	5-18	1-4	0-3	2	1	3	2	11	1	4	0	2	36
02	MARTIN, Steve	g	0-0	0-0	0-0	0	0	0	0	0	1	1	0	0	8
04	SMITH, Brandon	g	0-0	0-0	0-0	0	0	0	0	0	0	1	0	0	6
05	RENELIQUE, Marc	g	2-4	1-3	0-0	0	0	0	1	5	1	0	0	0	8
13	STANKOVIC, Nemanja	g	0-3	0-0	0-0	0	1	1	1	0	0	1	0	0	6
20	WALL, Christian	g	1-2	1-2	0-0	0	0	0	2	3	0	2	0	1	10
21	MONTGOMERY, Carl	g	0-1	0-0	0-2	0	1	1	0	0	0	1	0	0	4
34	WALTON, Lawrence	g	0-2	0-1	0-0	1	0	1	1	0	0	0	0	0	2
44	KIELBASA, Pawel	g	0-1	0-0	0-0	0	0	0	0	0	0	0	0	0	2
45	JONES, Kevin	g	2-6	1-2	0-0	1	3	4	1	5	2	1	0	1	19
Team						3	2	5							
Totals			24-67	11-29	0-5	8	18	26	17	59	10	18	4	7	200
FG % 1st Half: 7-33		21.2%	2nd half: 17-34		50.0%	Game: 24-67		35.8%	Deadball Rebounds						
3FG % 1st Half: 5-14		35.7%	2nd half: 6-15		40.0%	Game: 11-29		37.9%	3,1						
FT % 1st Half: 0-2		0.0%	2nd half: 0-3		0.0%	Game: 0-5		0.0%							
Indiana 97 • 11-1															
#	Player	Total	3-Ptr			Rebounds			PF	TP	A	TO	Blk	Stl	Min
			FG-FGA	FG-FGA	FT-FTA	Off	Def	Tot							
03	White, D.J.	f	8-11	0-0	5-7	5	10	15	0	21	3	3	4	0	23
30	White, Mike	f	2-6	0-0	0-0	2	0	2	0	4	2	0	1	0	19
01	Bassett, Armon	g	5-8	3-5	0-0	0	1	1	1	13	5	1	0	3	28
13	Ellis, Jamarcus	g	2-7	0-1	0-0	0	1	9	0	2	4	1	5	4	27
23	Gordon, Eric	g	3-12	2-7	14-14	1	3	4	0	22	1	2	1	1	30
02	Thomas, DeAndre	g	1-3	0-0	0-0	2	0	2	3	2	1	3	0	0	13
04	Finkelmeier, Brett	g	0-0	0-0	0-0	0	0	0	0	2	0	0	0	0	2
05	Crawford, Jordan	g	6-13	1-2	2-2	3	5	8	1	15	3	1	0	5	25
22	Stemler, Lance	g	3-8	1-2	0-0	4	3	7	0	7	0	0	0	2	15
24	McGee, Brandon	g	2-2	1-1	0-0	0	1	1	0	5	1	2	1	0	9
34	Ahlfeld, Adam	g	0-0	0-0	0-0	0	0	0	0	0	0	0	0	0	1
44	Taber, Kyle	g	2-2	0-0	0-0	1	2	3	1	4	0	0	0	0	8
Team						0	3	3							
Totals			34-72	8-18	21-23	19	37	56	10	97	17	17	11	11	200
FG % 1st Half: 13-38		34.2%	2nd half: 21-34		61.8%	Game: 34-72		47.2%	Deadball Rebounds						
3FG % 1st Half: 6-13		46.2%	2nd half: 2-5		40.0%	Game: 8-18		44.4%	2						
FT % 1st Half: 16-18		88.9%	2nd half: 5-5		100.0%	Game: 21-23		91.3%							
Officials: Rick Hartzell, Kyle Ingram, Mike Conlin															
Technical fouls: Chicago State-HOLSTON, David. Indiana-None.															
Attendance: 16016															
Score by periods			1st	2nd	Total										
Chicago State			19	40	59	Points	In	Off	2nd	Fast					
Indiana			48	49	97	Paint	14	11	7	2	Break				
						INDIANA	50	21	22	21	33				

HOOSIERS HOLD ON AT IOWA, 79-76

IOWA CITY, IOWA--Freshman Eric Gordon scored 25 points, D.J. White had 16 points and 15 rebounds and No. 11 Indiana held off a furious late rally by Iowa for a 79-76 victory in the Big Ten opener for both teams.

Jamarcus Ellis added 15 points for the Hoosiers (12-1), who won their eighth straight.

The Hawkeyes (7-7) gave Indiana all it could handle despite missing two starters, but the Hoosiers went on an 11-1 run late in the second half then survived a late barrage of 3-pointers by Iowa's Justin Johnson to snap a three-game losing streak at Iowa.

Johnson hit six 3s in the final 1:56, the last a 40-foot bank shot that brought Iowa within 78-76 with 4.8 seconds left.

Lance Stemler then missed the second of two free throws, but Indiana stole the ensuing inbound pass to seal the win.

Johnson, who was 8-of-13 from 3-point range, finished with 29 points.

Iowa took a four-point lead early in the second half, but Stemler followed a tip-in by Ellis with a 3 to give Indiana a 47-44 lead with 12:04 left. The Hoosiers never trailed again.

Gordon extended Indiana's lead to 59-51, driving past three Iowa defenders for a layup off the glass. Iowa got back within three, but White broke free for slams on consecutive possessions and Gordon followed with a layup to give Indiana a 67-56 lead with 4:56 left.

Jordan Crawford added 12 points for Indiana.

INDIANA WINS AT MICHIGAN, 78-64

ANN ARBOR, MICHIGAN--Senior D.J. White had 21 points and a career-high 22 rebounds and freshman Eric Gordon added 23 as the #10 Hoosiers won their second straight road game, 78-64, over Michigan.

Indiana trailed only once, 3-2, and led by as many as 16 at 29-13 in the first half. After Gordon and junior Jamarcus Ellis went to the bench with three fouls, the Wolverines mounted a comeback and trailed 37-31 at halftime after DeShawn Sims heaved a 50-footer to the end the half.

With Gordon and Ellis back in the lineup, Indiana went on a 24-8 run to start the half and never looked back. Freshman Jordan Crawford added 11 points, seven rebounds and four assists and Ellis had seven points, four boards, six assists and two steals.

Freshman Manny Harris had 19 points, DeShawn Sims scored 16 and reserve Jevohn Shepherd added 10 for the Wolverines, who haven't struggled this much since they opened 2-13 in 1981-82.

White became the first Hoosier with at least 20 points and 20 rebounds in a game since Alan Henderson in 1995, and his rebounding total was the highest since Henderson had 28 in 1992.

Official Basketball Box Score -- GAME TOTALS -- FINAL STATISTICS
Indiana vs Iowa Hawkeyes
 1/02/08 8:05 p.m. at Carver-Hawkeye Arena, Iowa City, IA

Indiana 79 • 12-1 (1-0)

#	Player	FG-FGA	3-Ptr	FT-FTA	Rebounds		PF	TP	A	TO	Blk	Stl	Min	
					Off	Def								
03	White, D.J.	f 6-13	0-0	4-6	1	14	15	3	16	1	2	0	0	34
30	White, Mike	f 0-1	0-0	0-0	0	1	1	3	0	1	1	0	1	14
01	Bassett, Armon	g 0-1	0-0	0-0	0	0	0	1	0	0	0	0	0	3
13	Ellis, Jamarcus	g 6-10	0-2	3-4	3	4	7	1	15	7	1	1	5	35
23	Gordon, Eric	g 7-12	2-5	9-11	0	1	1	2	25	2	4	0	0	37
02	Thomas, DeAndre	1-4	0-0	2-2	1	0	1	4	4	1	0	0	0	6
05	Crawford, Jordan	4-7	1-2	3-5	1	3	4	2	12	0	3	1	1	30
20	Ratliff, A.J.	1-3	0-2	0-0	0	1	1	5	2	0	0	0	1	15
22	Stemler, Lance	1-2	1-2	2-4	1	4	5	2	5	1	0	0	1	26
	Team				0	1	1							
Totals		26-53	4-13	23-32	7	29	36	23	79	13	11	2	9	200

FG % 1st Half: 14-27 51.9%	2nd half: 12-26 46.2%	Game: 26-53 49.1%	Deadball Rebounds: 3
3FG % 1st Half: 3-8 37.5%	2nd half: 1-5 20.0%	Game: 4-13 30.8%	
FT % 1st Half: 3-5 60.0%	2nd half: 20-27 74.1%	Game: 23-32 71.9%	

Iowa Hawkeyes 76 • 7-7 (0-1)

#	Player	FG-FGA	3-Ptr	FT-FTA	Rebounds		PF	TP	A	TO	Blk	Stl	Min	
					Off	Def								
44	Tate, Cyrus	f 3-3	0-0	2-5	4	3	7	2	8	0	1	0	0	20
53	Gorney, Seth	f 2-6	0-0	3-4	3	7	10	4	7	3	1	1	0	30
11	Freeman, Tony	g 3-14	2-6	4-8	1	0	1	5	12	9	5	0	0	39
24	Johnson, Justin	g 10-15	8-13	1-1	1	5	6	2	29	3	2	3	1	37
32	Kelly, Jake	g 0-0	0-0	0-0	0	1	1	0	0	0	0	0	0	5
02	Palmer, David	0-0	0-0	0-0	0	2	3	0	0	0	0	0	0	1
04	Angle, J.R.	2-7	1-6	0-0	0	2	3	5	2	0	0	0	0	25
30	Peterson, Jeff	2-9	0-2	2-2	0	2	2	3	6	4	2	0	1	33
52	Looby, Kurt	3-4	0-0	3-5	0	4	4	1	9	0	1	2	0	10
	Team				1	0	1							
Totals		25-58	11-27	15-25	10	26	36	23	76	21	13	6	2	200

FG % 1st Half: 12-23 52.2%	2nd half: 13-35 37.1%	Game: 25-58 43.1%	Deadball Rebounds: 4
3FG % 1st Half: 5-12 41.7%	2nd half: 6-15 40.0%	Game: 11-27 40.7%	
FT % 1st Half: 5-9 55.6%	2nd half: 10-16 62.5%	Game: 15-25 60.0%	

Officials: Ted Hillary, Jim Burr, Mike Sanzere
 Technical fouls: Indiana-None. Iowa Hawkeyes-None.
 Attendance: 9890

Score by periods	1st	2nd	Total
Indiana	34	45	79
Iowa Hawkeyes	34	42	76

	In	Off	2nd	Fast	Bench
Points	Paint	T/O	Chance	Break	
INDIANA	38	14	14	8	23
IOWA	18	8	13	2	20

Last FG - INDIANA 2nd-03:35, IOWA 2nd-00:04.
 Largest lead - INDIANA by 13 2nd-02:10, IOWA by 4 2nd-15:56.
 Score tied - 4 times.
 Lead changed - 10 times.

Official Basketball Box Score -- GAME TOTALS -- FINAL STATISTICS
Indiana vs Iowa Hawkeyes
 1/02/08 8:05 p.m. at Carver-Hawkeye Arena, Iowa City, IA

Indiana 79 • 12-1 (1-0)

#	Player	FG-FGA	3-Ptr	FT-FTA	Rebounds		PF	TP	A	TO	Blk	Stl	Min	
					Off	Def								
03	White, D.J.	f 6-13	0-0	4-6	1	14	15	3	16	1	2	0	0	34
30	White, Mike	f 0-1	0-0	0-0	0	1	1	3	0	1	1	0	1	14
01	Bassett, Armon	g 0-1	0-0	0-0	0	0	0	1	0	0	0	0	0	3
13	Ellis, Jamarcus	g 6-10	0-2	3-4	3	4	7	1	15	7	1	1	5	35
23	Gordon, Eric	g 7-12	2-5	9-11	0	1	1	2	25	2	4	0	0	37
02	Thomas, DeAndre	1-4	0-0	2-2	1	0	1	4	4	1	0	0	0	6
05	Crawford, Jordan	4-7	1-2	3-5	1	3	4	2	12	0	3	1	1	30
20	Ratliff, A.J.	1-3	0-2	0-0	0	1	1	5	2	0	0	0	1	15
22	Stemler, Lance	1-2	1-2	2-4	1	4	5	2	5	1	0	0	1	26
	Team				0	1	1							
Totals		26-53	4-13	23-32	7	29	36	23	79	13	11	2	9	200

FG % 1st Half: 14-27 51.9%	2nd half: 12-26 46.2%	Game: 26-53 49.1%	Deadball Rebounds: 3
3FG % 1st Half: 3-8 37.5%	2nd half: 1-5 20.0%	Game: 4-13 30.8%	
FT % 1st Half: 3-5 60.0%	2nd half: 20-27 74.1%	Game: 23-32 71.9%	

Iowa Hawkeyes 76 • 7-7 (0-1)

#	Player	FG-FGA	3-Ptr	FT-FTA	Rebounds		PF	TP	A	TO	Blk	Stl	Min	
					Off	Def								
44	Tate, Cyrus	f 3-3	0-0	2-5	4	3	7	2	8	0	1	0	0	20
53	Gorney, Seth	f 2-6	0-0	3-4	3	7	10	4	7	3	1	1	0	30
11	Freeman, Tony	g 3-14	2-6	4-8	1	0	1	5	12	9	5	0	0	39
24	Johnson, Justin	g 10-15	8-13	1-1	1	5	6	2	29	3	2	3	1	37
32	Kelly, Jake	g 0-0	0-0	0-0	0	1	1	0	0	0	0	0	0	5
02	Palmer, David	0-0	0-0	0-0	0	2	3	0	0	0	0	0	0	1
04	Angle, J.R.	2-7	1-6	0-0	0	2	3	5	2	0	0	0	0	25
30	Peterson, Jeff	2-9	0-2	2-2	0	2	2	3	6	4	2	0	1	33
52	Looby, Kurt	3-4	0-0	3-5	0	4	4	1	9	0	1	2	0	10
	Team				1	0	1							
Totals		25-58	11-27	15-25	10	26	36	23	76	21	13	6	2	200

FG % 1st Half: 12-23 52.2%	2nd half: 13-35 37.1%	Game: 25-58 43.1%	Deadball Rebounds: 4
3FG % 1st Half: 5-12 41.7%	2nd half: 6-15 40.0%	Game: 11-27 40.7%	
FT % 1st Half: 5-9 55.6%	2nd half: 10-16 62.5%	Game: 15-25 60.0%	

Officials: Ted Hillary, Jim Burr, Mike Sanzere
 Technical fouls: Indiana-None. Iowa Hawkeyes-None.
 Attendance: 9890

Score by periods	1st	2nd	Total
Indiana	34	45	79
Iowa Hawkeyes	34	42	76

	In	Off	2nd	Fast	Bench
Points	Paint	T/O	Chance	Break	
INDIANA	38	14	14	8	23
IOWA	18	8	13	2	20

Last FG - INDIANA 2nd-03:35, IOWA 2nd-00:04.
 Largest lead - INDIANA by 13 2nd-02:10, IOWA by 4 2nd-15:56.
 Score tied - 4 times.
 Lead changed - 10 times.

HOOSIERS EDGE ILLINOIS, 62-58

BLOOMINGTON, INDIANA.--Indiana went on a 15-4 run midway through the second half and Armon Bassett sank a pair of free throws with two seconds left as the 10th-ranked Hoosiers (14-1, 3-0) escaped with a 62-58 win over Illinois (8-9, 0-4) Sunday afternoon at Assembly Hall.

With Illinois trailing 60-58 with 33 seconds to play, Demetri McCamey pulled down the rebound off Bassett's missed jumper. After the Illini called a timeout with 25 seconds on the clock, McCamey's layup attempt was swatted away by A.J. Ratliff, but Illinois came up with the rebound and a chance to take the lead.

Brian Randle was off the mark with his three-point attempt at eight seconds, but Randle corralled his own rebound before Ratliff came up with a steal at three ticks on the clock. He dished off to Bassett who was immediately fouled and was perfect on his only trip to the charity stripe.

D.J. White recorded his fourth-straight double-double with 15 points and 10 rebounds. Eric Gordon led all scorers with 17 points, spurred by an 8-for-10 performance at the free throw line. Indiana shot just 38 percent (19-49) for the game, just the second time it has dipped below 40 percent for the season.

After missing the Michigan and most of the Iowa game due to injury, Bassett contributed 11 points in 18 minutes of action. He was 3 of 4 from the three-point, including a trey with 1:40 left in the game that gave the Hoosiers a 60-55 lead. All 11 of Bassett's points came in the second half.

The Illini opened up a 37-30 lead at the outset of the second half before Gordon drove in the lane at the 17:39 mark for just his second basket of the afternoon.

A three from A.J. Ratliff put IU back within one at 31-30 with just over a minute to go, but the Illini responded with their own three from McCamey for a 34-30 halftime advantage.

INDIANA WINS AT MINNESOTA, 65-60

MINNEAPOLIS, MINNESOTA.--D.J. White had 17 points and 10 rebounds and Lance Stemler hit a crucial 3-pointer to lift the ninth-ranked Hoosiers to a 65-60 victory over Minnesota on Thursday night.

Eric Gordon hit two free throws with 31 seconds left and Stemler added two more charity tosses as the Hoosiers came up huge to extend Indiana's winning streak to 11 games, their longest since a 13-game streak in 1992-93.

But Jordan Crawford scored 14 of his 16 points in the first half as Indiana matched its best start since 1996-97.

Dan Coleman had 15 points and seven rebounds for the feisty Gophers (12-4, 2-2), but they scored just 16 points off all those Hoosiers turnovers and missed 10 free throws.

The Gophers went on a 9-0 run, holding Indiana scoreless for nearly eight minutes, to take a 56-52 lead with 6:50 to go and led 60-58 on a reverse layup by Spencer Tollackson with 1:49 left.

But Stemler came back with a 3-pointer from the top of the key, and the Hoosiers closed it out at the free throw line to keep new Gophers coach Tubby Smith stuck on 399 career victories.

After air-balling his first shot of the game, Crawford hit his next four 3-pointers, including three during a 17-0 run that gave Indiana a 38-27 lead with 2:20 to play.

Many ranked Hoosiers squads have come into this building and lost. They were ranked 25th in a loss here in 2002, ninth in 2000, fourth in 1992 and 12th in 1990.

These ninth-ranked Hoosiers rode an overwhelming 42-26 advantage on the boards to their third conference road victory of the season.

Official Basketball Box Score -- GAME TOTALS -- FINAL STATISTICS
Illinois vs Indiana
 1/13/08 4:30 p.m. at Assembly Hall, Bloomington, Ind.

Illinois 58 • 8-9 (0-4)

#	Player	Total			3-Ptr			Rebounds			PF	TP	A	TO	Blk	Stl	Min
		FG	FGA	FT	FTA	Off	Def	Tot									
42	Randle, Brian	f	3-7	0-1	3-6	3	7	10	4	9	2	0	0	0	0	0	24
55	Pruitt, Shaun	c	5-8	0-0	4-6	2	6	8	3	14	0	3	0	0	0	0	40
01	Meacham, Trent	g	2-8	2-6	2-2	0	1	1	4	8	4	2	0	0	0	0	31
25	Brock, Calvin	g	3-6	0-1	2-2	2	1	3	4	8	4	3	0	2	2	33	
32	McCamey, Demetri	g	2-10	2-6	0-0	0	3	3	0	6	5	0	0	0	0	0	38
13	Jordan, Jeff	g	0-0	0-0	1-2	0	0	0	1	0	0	0	0	0	0	1	
22	Holdren, Steve	g	1-3	1-3	0-1	0	2	2	0	3	0	0	0	0	0	13	
23	Alexander, Rodney	g	0-0	0-0	0-0	0	1	1	0	0	0	1	0	0	0	3	
24	Davis, Mike	g	2-2	0-0	1-2	0	1	1	0	5	0	0	0	0	0	9	
54	Tisdale, Mike	g	2-4	0-1	0-0	0	2	2	4	4	0	0	0	0	0	8	
Team						1	1	2									
Totals			20-48	5-18	13-21	8	25	33	19	58	13	11	0	2	0	200	

FG % 1st Half: 13-27 48.1% 2nd half: 7-21 33.3% Game: 20-48 41.7% Deadball Rebounds 5
 3FG % 1st Half: 3-11 27.3% 2nd half: 2-7 28.6% Game: 5-18 27.8%
 FT % 1st Half: 5-6 83.3% 2nd half: 8-15 53.3% Game: 13-21 61.9%

Indiana 62 • 14-1 (3-0)

#	Player	Total			3-Ptr			Rebounds			PF	TP	A	TO	Blk	Stl	Min
		FG	FGA	FT	FTA	Off	Def	Tot									
03	White, D.J.	f	5-9	0-0	5-6	2	8	10	4	15	0	2	2	1	0	35	
30	White, Mike	f	2-3	0-0	0-3	3	3	6	2	4	1	1	0	0	0	19	
05	Crawford, Jordan	g	2-8	0-3	0-0	2	2	4	1	4	1	1	0	0	0	23	
13	Ellis, Jamarcus	g	1-6	0-1	2-2	1	3	4	4	4	1	3	1	0	0	29	
23	Gordon, Eric	g	4-10	1-6	8-10	0	2	3	17	2	4	1	0	0	0	36	
01	Bassett, Armon	g	3-5	3-4	2-2	0	0	0	1	11	1	1	0	0	0	18	
02	Thomas, DeAndre	g	0-0	0-0	0-0	0	1	1	1	0	0	0	0	0	0	4	
20	Ratliff, A.J.	g	2-7	2-6	1-2	0	3	3	2	7	0	0	1	1	1	24	
22	Stemler, Lance	g	0-1	0-1	0-0	0	1	1	3	0	0	0	1	0	0	12	
Team						1	1	2									
Totals			19-49	6-21	18-25	9	24	33	21	62	6	12	6	2	0	200	

FG % 1st Half: 10-25 40.0% 2nd half: 9-24 37.5% Game: 19-49 38.8% Deadball Rebounds 2
 3FG % 1st Half: 1-7 14.3% 2nd half: 5-14 35.7% Game: 6-21 28.6%
 FT % 1st Half: 9-13 69.2% 2nd half: 9-12 75.0% Game: 18-25 72.0%

Officials: Steve Welmer, Tom O'Neill, Jamie Luckie
 Technical fouls: Illinois-Pruitt, Shaun. Indiana-Thomas, DeAndre.
 Attendance: 17359

Score by periods	1st	2nd	Total
Illinois	34	24	58
Indiana	30	32	62

	In	Off	2nd	Fast	Bench
Points	Paint	T/O	Chance	Break	
ILL	24	14	6	4	13
INDIANA	22	10	13	0	18

Last FG - ILL 2nd-01:22, INDIANA 2nd-01:40.
 Largest lead - ILL by 9 1st-15:52, INDIANA by 8 2nd-04:29.
 Score tied - 4 times.
 Lead changed - 7 times.

Official Basketball Box Score -- GAME TOTALS -- FINAL STATISTICS
Indiana vs Minnesota
 01/17/08 8:00 PM at Minneapolis, Minn. (Williams Arena)

Indiana 65 • 15-1, 4-0

#	Player	Total			3-Ptr			Rebounds			PF	TP	A	TO	Blk	Stl	Min
		FG	FGA	FT	FTA	Off	Def	Tot									
03	White, D.J.	f	7-12	0-0	3-4	1	9	10	4	17	2	3	2	0	0	30	
30	White, Mike	f	0-0	0-0	0-0	1	4	5	3	0	1	3	1	1	18		
01	Bassett, Armon	g	2-6	1-5	0-0	1	0	1	2	5	3	4	0	1	23		
13	Ellis, Jamarcus	g	0-5	0-3	2-2	1	8	9	2	6	2	1	2	36			
23	Gordon, Eric	g	3-8	2-6	4-5	1	3	4	3	12	3	7	0	0	29		
02	Thomas, DeAndre	g	2-2	0-0	1-1	0	2	2	2	5	0	0	0	1	12		
05	Crawford, Jordan	g	6-12	4-6	0-0	2	4	6	1	16	1	4	1	0	28		
20	Ratliff, A.J.	g	0-0	0-0	0-0	0	0	0	0	1	0	0	0	0	4		
22	Stemler, Lance	g	2-2	2-2	2-2	2	0	2	0	8	2	1	0	0	19		
24	McGee, Brandon	g	0-0	0-0	0-0	0	0	0	0	0	0	0	0	0	1		
Team						2	1	3									
Totals			22-47	9-22	12-14	11	31	42	18	65	18	26	5	5	200		

FG % 1st Half: 15-27 55.6% 2nd half: 7-20 35.0% Game: 22-47 46.8% Deadball Rebounds 0
 3FG % 1st Half: 7-12 58.3% 2nd half: 2-10 20.0% Game: 9-22 40.9%
 FT % 1st Half: 3-3 100.0% 2nd half: 9-11 81.8% Game: 12-14 85.7%

Minnesota 60 • 12-4, 2-2

#	Player	Total			3-Ptr			Rebounds			PF	TP	A	TO	Blk	Stl	Min
		FG	FGA	FT	FTA	Off	Def	Tot									
13	Coleman, Dan	f	7-14	0-1	1-1	2	5	7	4	15	1	0	0	2	30		
33	Abu-Shamala, Jamal	f	0-1	0-1	0-0	0	0	0	0	0	0	1	0	0	10		
50	Tollackson, Spencer	c	6-10	0-0	0-7	3	1	4	3	12	0	1	0	1	27		
01	McKenzie, Lawrence	g	3-10	0-5	5-6	0	2	2	2	11	2	4	0	0	27		
20	Westbrook, Lawrence	g	1-7	1-3	2-2	0	3	3	2	5	3	1	0	0	24		
00	Nolen, Al	g	1-4	0-2	0-0	1	0	1	2	2	2	5	2	0	22		
03	Payton, Kevin	g	0-0	0-0	0-1	0	1	1	0	0	1	1	0	0	6		
04	Busch, Travis	g	0-0	0-0	0-0	0	0	0	0	0	0	0	0	0	2		
11	Williams, Jonathan	g	0-2	0-0	0-0	0	1	1	1	0	0	0	0	0	8		
24	Hoffarber, Blake	g	2-5	2-3	1-1	0	0	0	0	7	0	1	0	0	17		
34	Johnson, Damian	g	3-5	0-2	2-3	1	1	2	1	8	3	0	3	5	27		
Team						3	2	5									
Totals			23-58	3-17	11-21	10	16	26	16	60	16	11	3	10	200		

FG % 1st Half: 13-34 38.2% 2nd half: 10-24 41.7% Game: 23-58 39.7% Deadball Rebounds 4
 3FG % 1st Half: 3-10 30.0% 2nd half: 0-7 0.0% Game: 3-17 17.6%
 FT % 1st Half: 3-10 30.0% 2nd half: 8-11 72.7% Game: 11-21 52.4%

Officials: Mike Roberts, Steve Olson, Jaime Luckie
 Technical fouls: Indiana-None. Minnesota-None.
 Attendance: 14625
 Sellout

Score by periods	1st	2nd	Total
Indiana	40	25	65
Minnesota	32	28	60

	In	Off	2nd	Fast	Bench
Points	Paint	T/O	Chance	Break	
IND	0	10	12	0	29
MINN	0	20	12	0	17

Last FG - IND 2nd-01:28, MINN 2nd-01:49.
 Score tied - 4 times.

INDIANA PULLS AWAY FROM PENN STATE

BLOOMINGTON, INDIANA.--Eric Gordon scored 25 points, D.J. White added 22 and the No. 9 Hoosiers, keeping the same lineup the entire second half, wore down Penn State 81-65.

The Hoosiers (16-1, 5-0 Big Ten) won their 28th straight home game and stretched their winning streak this season to 12 games, their longest in 15 years. IU Coach Kelvin Sampson improved to 26-0 in Assembly Hall, breaking Branch McCracken's record for consecutive home wins to start a career. McCracken, whom the court in Assembly Hall is named after, won his first 25 in Bloomington from 1938-41.

Penn State (10-7, 2-3), which lost leading scorer and rebounder Geary Claxton with a season-ending knee injury against Wisconsin on Tuesday, came out strong, stayed with the Hoosiers most of the game and led 52-51 before a 3-pointer by Gordon started a 14-4 run that put Indiana in control. White had Indiana's next five points and assisted on another basket by Jamarcus Ellis, and the Hoosiers began pulling away for good.

White, Gordon, Ellis, Armon Bassett and Lance Stemler played all 20 minutes in the second half. Two free throws by Talor Battle were the only points by the Nittany Lions in the next 4 minutes after White's scoring burst, and two free throws by Gordon, a 3-pointer by Bassett and a layup by Gordon pushed Indiana's lead to 72-58. Penn State, which has never won in 15 games at Assembly Hall, never came closer than 12 points the rest of the way, and Indiana took its biggest lead at 81-60 in the closing seconds.

Bassett added 17 points and Ellis finished with 12 for the Hoosiers. Battle, a freshman, had a career-high 20 points and Jamelle Cornley added 19 for Penn State. three-point play with a free throw for a 25-22 lead. Gordon's fourth 3-pointer tied the game at 32, then Ellis stole the ball, was fouled and hit both free throws to put the Hoosiers back in front. After a turnover by Penn State, Lance Stemler hit a 3-pointer for the Hoosiers before Battle's basket in the final seconds made it 37-34 at the break.

Official Basketball Box Score -- GAME TOTALS -- FINAL STATISTICS
Penn State vs Indiana
 1/20/08 2:06 at Assembly Hall, Bloomington, Ind.

Penn State 65 • 10-7 (2-3)

#	Player	Total			3-Ptr			Rebounds			PF	TP	A	TO	Blk	Stl	Min
		FG-FGA	FG-FGA	FT-FTA	FG-FGA	FG-FGA	FT-FTA	Off	Def	Tot							
02	Cornley, Jamelle	f	8-18	0-2	3-5	3	4	7	2	19	2	1	1	0	34		
15	Jackson, David	f	1-2	0-0	0-0	0	2	2	4	2	0	1	0	1	29		
25	Brooks, Jeff	f	2-7	0-1	2-2	0	3	3	3	6	0	1	0	1	24		
12	Battle, Talor	g	7-12	4-5	2-2	1	2	3	1	20	4	4	0	2	32		
33	Morrissey, Danny	g	3-5	2-4	0-0	0	3	3	1	8	1	1	0	0	26		
01	King, Schyler		1-2	1-2	0-0	1	4	5	1	3	0	0	0	0	19		
04	Walker, Mike		0-0	0-0	0-0	0	0	0	1	0	1	3	0	0	12		
11	Pringle, Stanley		2-7	1-2	1-1	0	0	0	1	6	1	0	0	1	10		
22	Jones, Andrew		0-1	0-0	0-0	0	0	0	1	0	0	0	0	0	5		
23	Hassell, Brandon		0-0	0-0	1-4	2	1	3	2	1	0	0	0	2	9		
Team						1	0	1			1						
Totals			24-54	8-16	9-14	8	19	27	17	65	9	12	1	7	200		
FG % 1st Half: 12-26		46.2%	2nd half: 12-28		42.9%	Game: 24-54		44.4%	Deadball								
3FG % 1st Half: 6-8		75.0%	2nd half: 2-8		25.0%	Game: 8-16		50.0%	Rebounds								
FT % 1st Half: 4-7		57.1%	2nd half: 5-7		71.4%	Game: 9-14		64.3%	4								

Indiana 81 • 16-1 (5-0)

#	Player	Total			3-Ptr			Rebounds			PF	TP	A	TO	Blk	Stl	Min
		FG-FGA	FG-FGA	FT-FTA	FG-FGA	FG-FGA	FT-FTA	Off	Def	Tot							
03	White, D.J.	f	8-11	0-1	6-9	2	5	7	3	22	1	3	1	0	38		
30	White, Mike	f	1-3	0-0	0-0	0	2	2	1	2	0	0	0	1	12		
05	Crawford, Jordan	g	0-2	0-1	0-0	0	0	0	1	0	2	1	0	0	7		
13	Ellis, Jamarcus	g	5-6	0-1	2-3	1	4	5	3	12	8	3	1	3	38		
23	Gordon, Eric	g	8-17	5-11	4-4	0	6	6	1	25	3	1	0	0	39		
01	Bassett, Armon		6-8	5-6	0-0	0	0	0	1	17	3	2	0	2	33		
02	Thomas, DeAndre		0-1	0-0	0-1	0	1	1	0	0	0	0	0	0	2		
20	Ratliff, A.J.		0-2	0-2	0-0	0	1	1	2	0	0	0	0	0	3		
22	Stemler, Lance		1-1	1-1	0-0	3	2	5	3	3	1	0	0	0	28		
Team						0	2	2									
Totals			29-51	11-23	12-17	6	23	29	15	81	18	10	2	6	200		
FG % 1st Half: 12-24		50.0%	2nd half: 17-27		63.0%	Game: 29-51		56.9%	Deadball								
3FG % 1st Half: 6-13		46.2%	2nd half: 5-10		50.0%	Game: 11-23		47.8%	Rebounds								
FT % 1st Half: 7-10		70.0%	2nd half: 5-7		71.4%	Game: 12-17		70.6%	2								

Officials: Ed Hightower, Karl Hess, Mark Whitehead
 Technical fouls: Penn State-None. Indiana-None.
 Attendance:

Score by periods	1st	2nd	Total
Penn State	34	31	65
Indiana	37	44	81

	In	Off	2nd	Fast	Bench
Points	Paint	T/O	Chance	Break	
PSU	26	14	8	6	10
IND	30	17	10	4	20

Last FG - PSU 2nd-01:11, IND 2nd-02:13.
 Largest lead - PSU by 4 1st-17:35, IND by 21 2nd-02:13.
 Score tied - 6 times.
 Lead changed - 11 times.

2007-08 STATISTICS

2007-2008
 Indiana Combined Team Statistics (as of Jan 20, 2008)
 All games

RECORD:	OVERALL	HOME	AWAY	NEUTRAL
ALL GAMES.....	(16-1)	(11-0)	(4-0)	(1-1)
CONFERENCE.....	(5-0)	(2-0)	(3-0)	(0-0)
NON-CONFERENCE.....	(11-1)	(9-0)	(1-0)	(1-1)

## Player	GP-GS	Min--Avg	---TOTAL---		---3-PTS---		FT-FTA	Pct	----REBOUNDS----				PF	FO	A	TO	Blk	Stl	Pts	Avg
			FG-FGA	Pct	3FG-FGA	Pct			Off	Def	Tot	Avg								
23 Gordon, Eric.....	16-16	523 32.7	99-204	.485	45-106	.425	116-136	.853	5	47	52	3.3	36	0	37	57	10	19	359	22.4
03 White, D.J.....	17-17	518 30.5	107-169	.633	0-2	.000	74-104	.712	46	134	180	10.6	42	0	15	39	32	12	288	16.9
05 Crawford, Jordan...	14-6	373 26.6	64-137	.467	13-38	.342	28-42	.667	20	31	51	3.6	23	0	33	31	2	17	169	12.1
01 Bassett, Armon....	13-11	349 26.8	44-93	.473	29-57	.509	19-23	.826	3	16	19	1.5	15	0	40	25	0	10	136	10.5
13 Ellis, Jamarcus....	17-16	542 31.9	47-107	.439	7-30	.233	33-46	.717	28	97	125	7.4	44	2	80	48	17	25	134	7.9
22 Stemler, Lance....	17-6	388 22.8	32-71	.451	18-45	.400	13-17	.765	21	38	59	3.5	43	1	15	6	3	19	95	5.6
02 Thomas, DeAndre....	17-4	204 12.0	38-72	.528	0-0	.000	11-19	.579	16	20	36	2.1	43	1	8	15	2	7	87	5.1
30 White, Mike.....	12-9	240 20.0	16-40	.400	0-0	.000	16-24	.667	23	25	48	4.0	33	0	8	13	2	10	48	4.0
20 Ratliff, A.J.....	5-0	68 13.6	4-18	.222	3-15	.200	1-2	.500	1	7	8	1.6	15	2	6	2	1	2	12	2.4
24 McGee, Brandon....	12-0	89 7.4	8-22	.364	2-13	.154	3-4	.750	6	11	17	1.4	8	0	1	10	2	5	21	1.8
32 Holman, Eli.....	6-0	45 7.5	2-8	.250	0-0	.000	2-4	.500	5	5	10	1.7	7	0	1	3	3	1	6	1.0
44 Taber, Kyle.....	8-0	39 4.9	2-3	.667	0-0	.000	1-3	.333	7	8	15	1.9	3	0	1	1	1	1	5	0.6
04 Finkelmeier, Brett.	4-0	9 2.3	0-0	.000	0-0	.000	2-2	1.000	0	0	0	0.0	2	0	0	1	0	0	2	0.5
34 Ahlfeld, Adam.....	7-0	13 1.9	0-0	.000	0-0	.000	3-4	.750	1	2	3	0.4	1	0	0	0	0	0	3	0.4
TEAM.....										22	34	56	3.3	0		3				
Total.....	17	3400	463-944	.490	117-306	.382	322-430	.749	204	475	679	39.9	315	6	245	254	75	128	1365	80.3
Opponents.....	17	3400	387-973	.398	105-324	.324	190-308	.617	180	335	515	30.3	359	-	220	259	46	113	1069	62.9

TEAM STATISTICS	IND	OPP	DATE	OPPONENT	W/L	SCORE	ATTEND
SCORING.....	1365	1069	11/12/07	CHATTANOOGA	W	99-79	17179
Points per game.....	80.3	62.9	11/18/07	LONGWOOD	W	100-49	17275
Scoring margin.....	+17.4	-	11/20/07	UNC WILMINGTON	W	95-71	17284
FIELD GOALS-ATT.....	463-944	387-973	11/23/07	vs Illinois State	W	70-57	4500
Field goal pct.....	.490	.398	11/24/07	vs Xavier	L	65-80	4900
3 POINT FG-ATT.....	117-306	105-324	11/27/07	GEORGIA TECH	W	83-79	17230
3-point FG pct.....	.382	.324	12/1/07	at Southern Illinois	W	64-51	9345
3-pt FG made per game..	6.9	6.2	12/3/07	TENNESSEE STATE	W	84-72	17171
FREE THROWS-ATT.....	322-430	190-308	12/08/07	KENTUCKY	W	70-51	17410
Free throw pct.....	.749	.617	12/15/07	WESTERN CAROLINA	W	100-52	13143
REBOUNDS.....	679	515	12/22/07	COPPIN STATE	W	73-46	14366
Rebounds per game.....	39.9	30.3	12/29/07	CHICAGO STATE	W	97-59	16016
Rebounding margin.....	+9.6	-	*1/02/08	at Iowa Hawkeyes	W	79-76	9890
ASSISTS.....	245	220	*1/08/08	at Michigan	W	78-64	9157
Assists per game.....	14.4	12.9	**1/13/08	ILLINOIS	W	62-58	17359
TURNOVERS.....	254	259	*01/17/08	at Minnesota	W	65-60	14625
Turnovers per game....	14.9	15.2	**1/20/08	PENN STATE	W	81-65	-
Turnover margin.....	+0.3	-					
Assist/turnover ratio..	1.0	0.8					
STEALS.....	128	113					
Steals per game.....	7.5	6.6					
BLOCKS.....	75	46					
Blocks per game.....	4.4	2.7					
WINNING STREAK.....	12	-					
Home win streak.....	11	-					
ATTENDANCE.....	164433	52417					
Home games-Avg/Game....	11-14948	4-10754					
Neutral site-Avg/Game..	-	2-4700					

SCORE BY PERIODS:	1st	2nd	Total
-----	-----	-----	-----
Indiana.....	682	683	- 1365
Opponents.....	536	533	- 1069

2007-08 BIG TEN STATISTICS

2007-2008

Indiana Combined Team Statistics (as of Jan 20, 2008)
Conference games

RECORD:	OVERALL	HOME	AWAY	NEUTRAL
ALL GAMES.....	(5-0)	(2-0)	(3-0)	(0-0)
CONFERENCE.....	(5-0)	(2-0)	(3-0)	(0-0)
NON-CONFERENCE.....	(0-0)	(0-0)	(0-0)	(0-0)

## Player	GP-GS	Min--Avg	---TOTAL---		---3-PTS---		FT-FTA	Pct	----REBOUNDS----				PF	FO	A	TO	Blk	Stl	Pts	Avg
			FG-FGA	Pct	3FG-FGA	Pct			Off	Def	Tot	Avg								
23 Gordon, Eric.....	5-5	169 33.8	31-63	.492	14-35	.400	26-32	.813	2	14	16	3.2	12	0	11	21	1	1	102	20.4
03 White, D.J.....	5-5	168 33.6	33-58	.569	0-1	.000	25-34	.735	14	50	64	12.8	15	0	5	11	7	2	91	18.2
05 Crawford, Jordan...	5-3	126 25.2	17-44	.386	6-16	.375	3-6	.500	7	14	21	4.2	7	0	8	16	2	3	43	8.6
01 Bassett, Armon....	4-2	77 19.3	11-20	.550	9-15	.600	2-2	1.000	1	0	1	0.3	5	0	7	7	0	3	33	8.3
13 Ellis, Jamarcus....	5-5	165 33.0	14-32	.438	1-8	.125	11-14	.786	7	21	28	5.6	14	0	28	10	4	12	40	8.0
22 Stemler, Lance....	5-0	105 21.0	6-8	.750	5-7	.714	4-6	.667	8	8	16	3.2	12	0	4	1	1	1	21	4.2
02 Thomas, DeAndre....	5-0	33 6.6	5-9	.556	0-0	.000	3-4	.750	1	6	7	1.4	10	0	1	0	0	1	13	2.6
20 Ratliff, A.J.....	5-0	68 13.6	4-18	.222	3-15	.200	1-2	.500	1	7	8	1.6	15	2	6	2	1	2	12	2.4
30 White, Mike.....	5-5	85 17.0	4-12	.333	0-0	.000	0-3	.000	5	13	18	3.6	11	0	3	6	1	4	8	1.6
24 McGee, Brandon....	2-0	3 1.5	1-2	.500	0-0	.000	0-0	.000	0	0	0	0.0	0	0	0	1	0	0	2	1.0
34 Ahlfeld, Adam.....	1-0	1 1.0	0-0	.000	0-0	.000	0-0	.000	0	0	0	0.0	0	0	0	0	0	0	0	0.0
TEAM.....									5	7	12	2.4	0		2					
Total.....	5	1000	126-266	.474	38-97	.392	75-103	.728	51	140	191	38.2	101	2	73	77	17	29	365	73.0
Opponents.....	5	1000	111-278	.399	35-106	.330	66-107	.617	47	108	155	31.0	91	-	76	58	15	30	323	64.6

TEAM STATISTICS	IND	OPP	DATE	OPPONENT	W/L	SCORE	ATTEND
SCORING.....	365	323	*1/02/08	at Iowa Hawkeyes	W	79-76	9890
Points per game.....	73.0	64.6	*1/08/08	at Michigan	W	78-64	9157
Scoring margin.....	+8.4	-	**1/13/08	ILLINOIS	W	62-58	17359
FIELD GOALS-ATT.....	126-266	111-278	*01/17/08	at Minnesota	W	65-60	14625
Field goal pct.....	.474	.399	**1/20/08	PENN STATE	W	81-65	-
3 POINT FG-ATT.....	38-97	35-106					
3-point FG pct.....	.392	.330					
3-pt FG made per game..	7.6	7.0					
FREE THROWS-ATT.....	75-103	66-107					
Free throw pct.....	.728	.617					
REBOUNDS.....	191	155					
Rebounds per game.....	38.2	31.0					
Rebounding margin.....	+7.2	-					
ASSISTS.....	73	76					
Assists per game.....	14.6	15.2					
TURNOVERS.....	77	58					
Turnovers per game....	15.4	11.6					
Turnover margin.....	-3.8	-					
Assist/turnover ratio..	0.9	1.3					
STEALS.....	29	30					
Steals per game.....	5.8	6.0					
BLOCKS.....	17	15					
Blocks per game.....	3.4	3.0					
WINNING STREAK.....	5	-					
Home win streak.....	2	-					
ATTENDANCE.....	17359	33672					
Home games-Avg/Game....	2-8680	3-11224					
Neutral site-Avg/Game..	-	0-0					

SCORE BY PERIODS:	1st	2nd	Total
-----	-----	-----	-----
Indiana.....	178	187	- 365
Opponents.....	165	158	- 323

TEAM STATISTICS

Opponent	Date	Score	W/L	---TOTAL---			--3-PTRS--			---REBOUNDS---				PF	A	TO	Blk	Stl	Pts---Avg	
				FG-FGA	Pct	3FG-FGA	Pct	FT-FTA	Pct	Off	Def	Tot	Avg							
CHATTANOOGA	11/12/07	99-79	W	31-56	.554	14-25	.560	23-31	.742	5	27	32	32.0	18	20	13	4	7	99	99.0
LONGWOOD	11/18/07	100-49	W	38-65	.585	11-18	.611	13-19	.684	9	37	46	39.0	18	22	12	2	11	100	99.5
UNC WILMINGTON	11/20/07	95-71	W	32-53	.604	7-16	.438	24-28	.857	4	21	25	34.3	16	14	16	1	10	95	98.0
vs Illinois State	11/23/07	70-57	W	26-58	.448	3-9	.333	15-24	.625	18	30	48	37.8	22	14	16	6	6	70	91.0
vs Xavier	11/24/07	65-80	L	25-65	.385	1-15	.067	14-16	.875	17	25	42	38.6	25	14	12	3	5	65	85.8
GEORGIA TECH	11/27/07	83-79	W	24-49	.490	7-18	.389	28-38	.737	11	26	37	38.3	20	10	17	4	7	83	85.3
at Southern Illinois	12/1/07	64-51	W	22-46	.478	8-21	.381	12-14	.857	8	30	38	38.3	17	9	16	9	4	64	82.3
TENNESSEE STATE	12/3/07	84-72	W	26-55	.473	4-16	.250	28-36	.778	16	25	41	38.6	17	14	19	6	9	84	82.5
KENTUCKY	12/08/07	70-51	W	22-47	.468	4-9	.444	22-32	.688	11	26	37	38.4	19	10	15	2	8	70	81.1
WESTERN CAROLINA	12/15/07	100-52	W	36-66	.545	8-28	.286	20-31	.645	21	29	50	39.6	17	16	10	4	12	100	83.0
COPPIN STATE	12/22/07	73-46	W	21-46	.457	4-16	.250	27-35	.771	14	22	36	39.3	15	12	14	6	9	73	82.1
CHICAGO STATE	12/29/07	97-59	W	34-72	.472	8-18	.444	21-23	.913	19	37	56	40.7	10	17	17	11	11	97	83.3
at Iowa Hawkeyes	1/02/08	79-76	W	26-53	.491	4-13	.308	23-32	.719	7	29	36	40.3	23	13	11	2	9	79	83.0
at Michigan	1/08/08	78-64	W	30-66	.455	8-18	.444	10-15	.667	18	33	51	41.1	24	18	18	2	7	78	82.6
ILLINOIS	1/13/08	62-58	W	19-49	.388	6-21	.286	18-25	.720	9	24	33	40.5	21	6	12	6	2	62	81.3
at Minnesota	01/17/08	65-60	W	22-47	.468	9-22	.409	12-14	.857	11	31	42	40.6	18	18	26	5	5	65	80.2
PENN STATE	1/20/08	81-65	W	29-51	.569	11-23	.478	12-17	.706	6	23	29	39.9	15	18	10	2	6	81	80.3
Indiana		1365		463-944	.490	117-306	.382	322-430	.749	204	475	679	39.9	315	245	254	75	128	1365	80.3
Opponents		1069		387-973	.398	105-324	.324	190-308	.617	180	335	515	30.3	359	220	259	46	113	1069	62.9

Games played: 17
 Points/game: 80.3
 FG Pct: 49.0
 3FG Pct: 38.2
 FT Pct: 74.9

Rebounds/game: 39.9
 Assists/game: 14.4
 Turnovers/game: 14.9
 Assist/turnover ratio: 1.0
 Steals/game: 7.5
 Blocks/game: 4.4

OPPONENT STATISTICS

Opponent	Date	Score	W/L	---TOTAL---			--3-PTRS--			---REBOUNDS---				PF	A	TO	Blk	Stl	Pts---Avg	
				FG-FGA	Pct	3FG-FGA	Pct	FT-FTA	Pct	Off	Def	Tot	Avg							
CHATTANOOGA	11/12/07	99-79	W	31-67	.463	9-30	.300	8-16	.500	12	22	34	34.0	22	15	16	3	9	79	79.0
LONGWOOD	11/18/07	100-49	W	16-62	.258	5-21	.238	12-18	.667	12	21	33	33.5	18	11	16	0	4	49	64.0
UNC WILMINGTON	11/20/07	95-71	W	24-54	.444	8-20	.400	15-16	.938	9	19	28	31.7	24	14	26	0	7	71	66.3
vs Illinois State	11/23/07	70-57	W	20-54	.370	6-16	.375	11-24	.458	13	20	33	32.0	26	14	15	5	5	57	64.0
vs Xavier	11/24/07	65-80	L	28-61	.459	4-12	.333	20-30	.667	16	25	41	33.8	17	16	11	4	6	80	67.2
GEORGIA TECH	11/27/07	83-79	W	31-66	.470	6-16	.375	11-20	.550	15	17	32	33.5	24	17	13	3	7	79	69.2
at Southern Illinois	12/1/07	64-51	W	21-56	.375	1-14	.071	8-15	.533	12	17	29	32.9	18	9	11	1	7	51	66.6
TENNESSEE STATE	12/3/07	84-72	W	27-56	.482	8-18	.444	10-14	.714	6	18	24	31.8	29	14	18	7	16	72	67.2
KENTUCKY	12/08/07	70-51	W	19-49	.388	4-16	.250	9-16	.563	9	20	29	31.4	25	9	19	2	4	51	65.4
WESTERN CAROLINA	12/15/07	100-52	W	19-55	.345	5-19	.263	9-15	.600	11	13	24	30.7	24	11	21	1	3	52	64.1
COPPIN STATE	12/22/07	73-46	W	16-48	.333	3-7	.429	11-12	.917	10	17	27	30.4	24	4	17	1	8	46	62.5
CHICAGO STATE	12/29/07	97-59	W	24-67	.358	11-29	.379	0-5	.000	8	18	26	30.0	17	10	18	4	7	59	62.2
at Iowa Hawkeyes	1/02/08	79-76	W	25-58	.431	11-27	.407	15-25	.600	10	26	36	30.5	23	21	13	6	2	76	63.2
at Michigan	1/08/08	78-64	W	19-60	.317	8-28	.286	18-26	.692	11	22	33	30.6	16	17	11	5	9	64	63.3
ILLINOIS	1/13/08	62-58	W	20-48	.417	5-18	.278	13-21	.619	8	25	33	30.8	19	13	11	0	2	58	62.9
at Minnesota	01/17/08	65-60	W	23-58	.397	3-17	.176	11-21	.524	10	16	26	30.5	16	16	11	3	10	60	62.8
PENN STATE	1/20/08	81-65	W	24-54	.444	8-16	.500	9-14	.643	8	19	27	30.3	17	9	12	1	7	65	62.9
Opponents		1069		387-973	.398	105-324	.324	190-308	.617	180	335	515	30.3	359	220	259	46	113	1069	62.9
Indiana		1365		463-944	.490	117-306	.382	322-430	.749	204	475	679	39.9	315	245	254	75	128	1365	80.3

Games played: 17
 Points/game: 62.9
 FG Pct: 39.8
 3FG Pct: 32.4
 FT Pct: 61.7

Rebounds/game: 30.3
 Assists/game: 12.9
 Turnovers/game: 15.2
 Assist/turnover ratio: 0.8
 Steals/game: 6.6
 Blocks/game: 2.7

THE LAST TIME

Team

IU ranked in A.P. top 25: **7, Currently**
IU ranked in Coaches' top 25: **8, Currently**
 Played A.P. No. 1 team: 2/4/06 vs. Connecticut (L, 88-80)
 Defeated A.P. No. 1 team: 3/21/02 vs. Duke, 74-73
 Defeated team ranked 2-10 by A.P.: 1/31/07, Wisconsin (2), 71-66
 Defeated A.P. top 25 on the road: 1/13/02 at Iowa (13), 77-66

Indiana Individuals

Had a triple-double: Steve Downing 28 pts., 17 rebs., 10 blks.,
 vs. Michigan, 2/23/71
Had a double-double: **D.J. White 17 pts., 10 rebounds at Minnesota, 1/17/08**
 Had 30-plus points and 10-plus rebounds: Rod Wilmont (31 pts., 12 reb.)
 at Northwestern, 2/28/07
Five players in double figures: **Eric Gordon (30), Armon Bassett (19),**
 **Jordan Crawford (15), D.J. White (12) and DeAndre Thomas (11)**
 **vs. UNC Wilmington, 11/20/07**
Six players in double figures: **Eric Gordon (21), Jordan Crawford (16),**
 **Armon Bassett (14), D.J. White (12),**
 **Lance Stemler (12) and DeAndre Thomas (10)**
 **vs. Longwood, 11/18/07**
Scored 30-39 points: **30, Eric Gordon vs. UNC Wilmington, 11/20/07**
Scored 40-49 points: **41, Alan Henderson at Michigan State, 3/9/94**

Two or more Hoosiers score 20-29 points in the same game:

..... **Eric Gordon (25) and D.J. White (22) vs. Penn State, 1/20/08**
 Perfect beyond 3-point line (5 att.): 6-6, Robert Vaden at Ball State, 12/31/05
Perfect at FT line (10 att.): **14-14, Eric Gordon vs. Chicago State, 12/29/07**
Had 20+ Rebounds: **22, D.J. White at Michigan, 1/8/08**
Had 15-19 Rebounds: **15, D.J. White at Iowa, 1/2/08**
Had 10 or more assists: **10, Jamarcus Ellis vs. Tennessee State, 12/3/07**
 Had 6 or more steals: 6, Earl Calloway vs. San Diego State, 3/18/06
 Had 5 or more blocked shots: 5, D.J. White vs. Purdue, 1/10/07

Team Field Goal Shooting

Shot 50 percent or better: **569, vs. Penn State, 1/20/08**
Shot 60 percent or better: **604, vs. UNC Wilmington, 11/20/07**
 Shot 70 percent or better: 702, vs. Wisconsin, 2/24/01
Made 30-39 field goals: **30, at Michigan, 1/8/08**
 Made 40-49 field goals: 45, vs. Buffalo, 12/10/99
 Made 50 or more field goals: 52, vs. South Dakota, 11/27/76
Attempted 60-69 field goals: **66, at Michigan, 1/8/08**
Attempted 70-79 field goals: **72, vs. Chicago State, 12/29/07**
 Attempted 80-89 field goals: 83, vs. Buffalo, 12/10/99
 Attempted 90 or more field goals: 92, vs. Iowa, 1/11/75

Team 3-Point Shooting

Shot 50 percent or better: **.611 (11-18), vs. Longwood, 11/18/07**
Shot 60 percent or better: **.611 (11-18), vs. Longwood, 11/18/07**
 Shot 70 percent or better:714 (5-7), vs. Butler, 12/23/05
 Shot 80 percent or better:889 (8-9), vs. San Francisco, 12/20/98
Made 10-14 3-point field goals: **11, vs. Penn State, 1/20/08**
 Made 15 or more 3-point field goals: 17, vs. Penn State, 3/3/07
Attempted 20-29 3-point field goals: **23, vs. Penn State, 1/20/08**
 Attempted 30-39 3-point field goals: 32, vs. Penn State, 3/3/07

Team Free Throw Shooting

Shot 80 percent or better: **.857 (12-14), at Minnesota, 1/17/08**
Shot 90 percent or better: **.913 (21-23), vs. Chicago State, 12/29/07**
 Shot 100 percent: 11-11, at Ohio State, 1/2/07
Made 20-29 free throws: **23, at Iowa, 1/2/08**
 Made 30-39 free throws: 32, vs. Penn State, 1/5/02
 Made 40 or more free throws: 43, vs. Ohio State, 1/4/87
 Attempted 10 or fewer free throws: 6, at Illinois, 1/23/07
Attempted 30-39 free throws: **32, at Iowa, 1/2/08**
 Attempted 40-49 free throws: 44, vs. Ohio State, 2/19/00
 Attempted 50-59 free throws: 52, vs. Ohio State, 2/8/97
 Attempted 60 or more free throws: 60, vs. Michigan, 2/15/65

Team Scoring

Scored 80-89 points: **81, vs. Penn State, 1/20/08**
Scored 90-99 points: **97, vs. Chicago State, 12/29/07**
Scored 100-109 points: **100, vs. Western Carolina, 12/15/07**
 Scored 110 or more points: 110, vs. Iowa, 3/12/95

Team Rebounding

Had 40-49 rebounds: **42, at Minnesota, 1/17/08**
Had 50-59 rebounds: **51, at Michigan, 1/8/08**
 Had 60 or more rebounds: 66, vs. Illinois, 2/9/74

Team Assists

Had 20-29 assists: **22 vs. Longwood, 11/18/07**
 Had 30 or more assists: 31 at Alaska Anchorage, 11/21/01

Team Blocked Shots

Had 10 or more blocked shots: **11 vs. Chicago State, 12/29/07**

Team Steals

Had 10 or more steals: **11 vs. Chicago State, 12/29/07**
 Had 15 or more steals: 15 vs. Michigan, 2/11/01

MISCELLANEOUS

Two IU players had a double-double in the same game:
12/3/07 - D.J. White (29 points, 13 rebounds), Jamarcus Ellis (10 points, 10 assists)
vs. Tennessee State

Three players scored 20 or more points in the same game:
 12/22/06 - Lance Stemler (21 pts.), Earl Calloway (21 pts.), Armon Bassett (20 pts.) vs. IUPUI

IU player had double digit assists in consecutive games:
 Jamal Meeks (12/1/90 – 12 assists and 12/4/90 – 11 assists)

IU player led the team in points, rebounds and assists in the same game:
 11/13/06 - Earl Calloway (22 points, five rebounds and nine assists vs. Lafayette)

IU player scored 30 points in consecutive games
 Eric Gordon, November 20 and 24 (30 points vs. UNC-Wilmington, 31 points vs. Illinois State)

IU player had 20 points and 20 rebounds in a game
D.J. White, 21-points, 22 rebounds at Michigan, 1/8/08

IU player scored 30 points or more in 4 straight games
 George McGinnis, Twice in 1971

IU player Made 10 consecutive 3-pointers
 12/23/05 - 1/3/06 Robert Vaden (12 straight over three-game stretch)

IU played OT: 3/9/07 vs. Illinois L, 58-54

IU played 20T: 1/15/05 at Purdue W, 75-73

IU played 30T: 2/16/87 at Wisconsin, W, 86-85

IU played 40T: Never

IU shot 60 percent from the floor in a half: **1/20/08 vs. Penn State**
 **(Second Half - .630 - 17-of-27)**

IU shot 70 percent from the floor in a half: 3/1/06 at Purdue
 (Second Half - .714 - 15-of-21)

IU shot less than 30 percent from the floor in a half: **12/22/07 vs. Coppin State**
 **(First Half - .280 - 7-of-25)**

IU shot less than 40 percent from the floor in a half: **1/17/08 at Minnesota**
 **(Second Half - .350 - 7-of-20)**

IU failed to make at least one 3-pointer: 3/9/01 vs. Wisconsin, Big Ten Tourney

An opponent failed to make a free throw **12/29/07, Chicago State (0/5)**

IU had four players play at least 40 minutes in a single game:
 1/15/05 at Purdue, (Bracey Wright (48), D.J. White (46), Marshall Strickland (46), Robert Vaden (45) and A.J. Ratliff (40))

IU had five players play at least 40 minutes in a single game:
 1/15/05 at Purdue, (Bracey Wright (48), D.J. White (46), Marshall Strickland (46), Robert Vaden (45) and A.J. Ratliff (40))


Overcame a deficit with five minutes left:
 1/17/08 at Minnesota (Trailed 56-52 and won 65-60)

Overcame a halftime deficit in two consecutive games:
 3/4/06 at Michigan (trailing 30-27 and won 69-67) and 3/10/06 vs. Wisconsin (trailing 19-15 and won 61-56)

Overcame a halftime deficit in two consecutive Road games:
 3/1/06 at Purdue (trailing 27-25 and won 70-59) and 3/4/06 at Michigan (trailing 30-27 and won 69-67)

Overcame a halftime deficit in three consecutive games:
 3/1/06 at Purdue (trailing 27-25 and won 70-59), 3/4/06 at Michigan (trailing 30-27 and won 69-67) and 3/10/06 vs. Wisconsin (trailing 19-15 and won 61-56)

HEAD COACH KELVIN SAMPSON



Two-time National Coach of the Year Kelvin Sampson was named the 26th head coach in Indiana University history on March 29, 2006, and since that day he has worked tirelessly to reposition the Hoosiers among college basketball's elite programs. He has guided the Hoosiers to a 37-12 record (75.5%) during his tenure and has set a school record by winning his first 26 home games as the Hoosier head coach (Branch McCracken, 25 from 1948-51).

If the first year is any indication of how the merger of one of the NCAA's most tradition-rich basketball programs with a coach who has notched 16 20-plus win seasons, then Hoosier fans should be excited about things to come.

What Indiana fans respect most about Sampson is his energy, intensity, and his commitment to building a program an entire state can call its own. In his 25th season as a head coach, Sampson is 492-269 (.647). In his first year with the Cream and Crimson, Sampson's squad finished 21-11 and tied a school record by going 15-0 at Assembly Hall.

The Hoosiers earned their 34th NCAA Tournament bid, advanced to the second round of the West Regional after defeating Gonzaga, 70-57, in the first round, and were ranked as high as 19th in the country during the regular season.

As a team, the Hoosiers led the Big Ten in three-point field goal percentage (38.1) and three-point defense (31.0). Individually, junior D.J. White earned second-team All-Big Ten honors, senior Roderick Wilmont was a third-team All-League pick, and senior Earl Calloway was an honorable mention choice. In addition, Sampson's first IU recruiting class was consistently ranked among the nation's best by several noted experts.

THE BEST IN THE BIG XII

Sampson came to IU after a 12-year run at Oklahoma which saw him post a 279-109 record overall and a 128-60 mark combined in the Big 8 and Big XII. His 111 regular season Big XII victories when he left OU were the most in league history at the time.

He was 111-49 (.694) in conference play since the league formed in 1996-97 and his 128 triumphs combined in regular season and league tournament play also were conference standards. In addition, he was 239-87 during that 10-year span which also was the most wins by a single coach

THE SAMPSON FILE

PERSONAL

Date of Birth	Oct. 5, 1955
Hometown	Pembroke, N.C.
Wife	Karen
Children	Lauren, Kellen
High School	Pembroke High School Pembroke, N.C. 1974
College	Pembroke State University, Pembroke, N.C. 1978, B.S., Health, Physical Education, Political Science Michigan State University, East Lansing, Mich., 1980 M.S.; Coaching and Administration

COACHING EXPERIENCE

Michigan State University	1979-1980	Graduate Assistant Coach
Montana Tech University	1980	Assistant Coach
	1981-85	Head Coach
Washington State University	1986-87	Assistant Coach
	1988-94	Head Coach
University of Oklahoma	1995-2006	Head Coach
Indiana University	2006-Present	Head Coach

overall in that conference over that period.

With a 20-9 record in 2005-06, Sampson coached OU to its ninth consecutive 20-win season. Sampson's club was productive on the court and in the classroom. The squad posted a 3.14 grade point average (GPA) for the 2005 fall semester, setting a single-semester record for the 12-year Sampson era.

Eight of the 12 team members recorded a GPA of 3.0 or higher. Under Sampson's leadership, Oklahoma enjoyed one of the most successful three-year runs in school history from 2000-03. The Sooners were 84-19 (.816), won three-straight Big 12 Tournament titles and advanced to the 2002 NCAA Final Four (before losing to Indiana in the national semifinals) and the 2003 NCAA Elite Eight.

SAMPSON IN THE PAC-10

Sampson left quite a mark in his seven-year stint at Washington State. One of only four men to win 20 or more games in a single season in Washington State history, Sampson directed the 22-11 Cougars to the 1992 National Invitation Tournament (NIT), and earned Pac-10 Coach of the Year honors in the process. Sampson concluded his stay in Pullman by leading Washington State to a 20-11 mark and the 1994 NCAA Tournament, the Cougars' first NCAA Tournament appearance in 11 years. Sampson served as an assistant coach at WSU from 1985-87.

AT MONTANA TECH

He began his head coaching career at the helm of the Montana Tech program from 1981-85. After spending the 1981-82 campaign as the interim head coach, Sampson led the Orediggers to a 73-45 mark in his final four years. Montana Tech had won just 17 games in the three years combined prior to Sampson's arrival. He closed his Montana Tech tenure with three-straight Frontier League titles.

PERSONAL

Sampson was born on Oct. 5, 1955, in Laurinburg, N.C. He was raised in Pembroke, N.C., and was an all-league three-sport star (football, basketball and baseball) at Pembroke High School. He captained his high school basketball team for two years, coached by his father, John W. "Ned" Sampson. Sampson enrolled at Pembroke State University (now UNC Pembroke) where he earned four letters in basketball and three in baseball. He was a Dean's List student and received the Gregory Lowe Memorial Award as the school's outstanding physical education major as a senior.

Sampson received bachelor's degrees in health and physical education and political science in 1978 and his master's degree in coaching and administration from Michigan State in 1980. During his stay in East Lansing, he served as a graduate assistant to Jud Heathcote.

Sampson, who was inducted into the Montana Tech Hall of Fame in 1996 and the Pembroke State Hall of Fame in 1998, is married to the former Karen Lowery. They have one daughter, Lauren, and one son, Kellen. Lauren is in pharmaceutical sales for AstraZeneca in Bloomington, while Kellen, who recently graduated from Oklahoma after playing four years of basketball for the Sooners, is a graduate manager for the Hoosiers.

HEAD COACH KELVIN SAMPSON

Year	School	Overall		Conference		Place	Conf.Tourn.	Postseason
		W	L	W	L			
1981-82	Montana Tech	7	20	0	15	6th		
1982-83	Montana Tech	22	9	10	5	3rd		
1983-84	Montana Tech	22	7	11	4	1st		
1984-85	Montana Tech	22	9	12	3	1st		
Total (Four Years)		73	45	33	27			
1987-88	Washington St.	13	16	7	11	6th	Pac-10 (1-1)	
1988-89	Washington St.	10	19	4	14	8th	Pac-10 (1-1)	
1989-90	Washington St.	7	22	1	17	10th	Pac-10 (0-1)	
1990-91	Washington St.	16	12	8	10	T5th		
1991-92	Washington St.	22	11	9	9	T5th		NIT (1-1)
1992-93	Washington St.	15	12	9	9	T5th		
1993-94	Washington St.	20	11	10	8	4th		NCAA (1-1)
Total (Seven Years)		103	103	48	78			
1994-95	Oklahoma	23	9	9	5	3rd	Big 8 (1-1)	NCAA (0-1)
1995-96	Oklahoma	17	13	8	6	3rd	Big 8 (0-1)	NCAA (0-1)
1996-97	Oklahoma	19	11	9	7	6th	Big 12 (2-1)	NCAA (0-1)
1997-98	Oklahoma	22	11	11	5	T2nd	Big 12 (2-1)	NCAA (0-1)
1998-99	Oklahoma	22	11	11	5	T2nd	Big 12 (0-1)	NCAA (2-1)
1999-00	Oklahoma	27	7	12	4	T3rd	Big 12 (2-1)	NCAA (1-1)
2000-01	Oklahoma	26	7	12	4	T2nd	Big 12 (3-0)	NCAA (0-1)
2001-02	Oklahoma	31	5	13	3	2nd	Big 12 (3-0)	NCAA (4-1)
2002-03	Oklahoma	27	7	12	4	3rd	Big 12 (3-0)	NCAA (3-1)
2003-04	Oklahoma	20	11	8	8	7th	Big 12 (1-1)	NIT (1-1)
2004-05	Oklahoma	25	8	12	4	T1st	Big 12 (1-1)	NCAA (1-1)
2005-06	Oklahoma	20	9	11	5	3rd	Big 12 (0-1)	NCAA (0-1)
Total (12 Years)		279	109	128	60			
2006-07	Indiana	21	11	10	6	3rd	Big Ten (0-1)	NCAA (1-1)
2007-08	Indiana	16	1	5	0			
Total (Two Years)		37	12	15	6			
Career (25 Years)		492	269	(64.7)				

ACCOMPLISHMENTS

- 10 consecutive 20-win seasons
- 24.5-win average over last eight years
- 14 straight postseason appearances
- 2001, 2002, 2003 Big 12 Tournament titles
- 5 Big 12 Tournament championship game appearances
- 176-22 (.889) home record last 13 seasons
- Big 12 record 37-game home winning streak (2001-03)
- No. 3 final AP ranking in 2002 and 2003
- No. 12 final AP ranking in 2000 and No. 13 in 2001
- 1995 and 2002 national coach of the year
- Coached All-Americans Eduardo Najera (3rd team in 2000) and Hollis Price (1st team in 2003)


HONORS

- Frontier Conference Coach of the Year, 1983
- Frontier Conference Coach of the Year, 1985
- Pac-10 Coach of the Year, 1991
- District 14 Coach of the Year, 1991
- District 14 Coach of the Year, 1993
- Big Eight Coach of the Year, 1995
- Associated Press National Coach of the Year, 1995
- USBWA National Coach of the Year, 1995
- Basketball Weekly National Coach of the Year, 1995
- College Hoops Insider Big 12 Coach of the Year, 2000 and 2001
- NABC National Coach of the Year, 2002
- Chevrolet National Coach of the Year, 2002

BIG TEN COACHES BY WINS


Bo Ryan, Wisconsin.....	539
Kelvin Sampson, Indiana	492
John Beilein, Michigan	480
Tubby Smith, Minnesota	399
Tom Izzo, Michigan State.....	292
Bruce Weber, Illinois	221
Thad Matta, Ohio State	193
Bill Carmody, Northwestern	192
Ed Dechellis, Penn State	156
Todd Lickliter, Iowa	140
Matt Painter, Purdue	68

(Denotes wins at 4-year schools only)



ARMON BASSETT

1 | **GUARD • 6-1 • 176 • SOPHOMORE**
TERRE HAUTE, IND.
SOUTH/HARGRAVE (VA.) MILITARY ACADEMY



Preseason Honors: Named third-team All-Big Ten by Athlon.

2007-08: Leads the Big Ten in three-point field goal percentage (50.9) • scored 20 points on 8-of-10 shooting, including 4-for-5 from 3-point range vs. Chattanooga • also chipped in six rebounds and five assists against the Mocs • had 14 points, four rebounds and five assists against Longwood • was second on the team with 19 points against UNC Wilmington, on 4-of-5 shooting beyond the three point line • dished out six assists vs. Georgia Tech • scored 12 points and recorded four assists at Southern Illinois • played 39 minutes vs. Tennessee State, netting eight points with three rebounds and three assists • scored 13 points on 5-of-8 shooting while recording five assists and three steals against Chicago State • shot 3-for-5 from the floor, including three made shots from long range for 11 points against Illinois, all in the second half • made of five-of-six three-point attempts en route to a 17-point performance against Penn State • contributed three assists and two steals versus the Nittany Lions as well.

2007-08	FG	3FG	FT	PTS	OFF	DEF	TOT	PF	A	TO	BLK	STL	MIN
Chattanooga	8-10	4-5	0-0	20	0	6	6	1	5	4	0	0	32
Longwood	4-6	3-5	3-4	14	1	3	4	2	5	1	0	0	23
UNCW	5-8	4-5	5-5	19	0	0	0	0	1	2	0	0	23
vs. Illinois State	1-4	1-1	1-2	4	0	1	1	0	1	1	0	1	18
vs. Xavier	4-13	1-7	0-0	9	0	2	2	1	3	1	0	0	35
Georgia Tech	1-6	1-4	1-2	4	0	0	0	4	6	1	0	1	37
at Southern Illinois	3-7	2-5	4-4	12	0	1	1	1	4	3	0	1	37
Tennessee St.	2-11	1-5	3-4	8	1	2	3	0	3	4	0	1	39
Chicago State	5-8	3-5	0-0	13	0	1	1	1	5	1	0	3	28
at Iowa	0-1	0-0	0-0	0	0	0	0	1	0	0	0	0	3
Illinois	3-5	3-4	2-2	11	0	0	0	1	1	1	0	0	18
at Minnesota	2-6	1-5	0-0	5	1	0	1	2	3	4	0	1	23
Penn State	6-8	5-6	0-0	17	0	0	0	1	3	2	0	2	33

2007-08 HIGHS

Points.....20 vs. Chattanooga, 11/12/07
 Rebounds.....6 vs. Chattanooga, 11/12/07
 Assists.....6 vs. Georgia Tech, 11/27/07
 Blocks.....N/A
 Steals.....3 vs. Chicago State, 12/29/07
 Minutes.....39 Tennessee State, 12/3/07


CAREER HIGHS

Points.....25 at Michigan State, 2/24/07
 Rebounds.....6 vs. Chattanooga, 11/12/07
 Assists...9 (2x) last at Northwestern, 2/28/07
 Blocks.....1 at Iowa, 2/3/07
 Steals..3 (2x) last vs. Chicago State, 12/29/07
 Minutes.....42 vs. Illinois, 3/9/07

CAREER STATS

OVERALL

YEAR	GP	GS	Min	Avg	FG	FGA	Pct	3FG	3FGA	Pct	FT	FTA	Pct	Off	Def	Tot	Avg	PF	FO	Ast	TO	Blk	Stl	Pts	Avg
2006-07	32	24	881	27.5	97	251	.386	45	110	.409	65	78	.833	17	61	78	2.4	59	0	97	55	1	22	304	9.5
2007-08	13	11	349	26.8	44	93	.473	29	57	.509	19	23	.826	3	16	19	1.5	15	0	40	25	0	10	136	10.5
TOTAL	45	35	1230	27.3	141	344	.410	75	167	.449	84	101	.832	20	77	97	2.2	74	0	137	80	1	32	440	9.8



DEANDRE THOMAS

2 FORWARD • 6-8 • 295 • JUNIOR
 CHICAGO, ILL.
 WESTINGHOUSE/CHIPOLA JC



2007-08: Notched 11 points, three rebounds, an assist and a steal in his Hoosier debut vs. Chattanooga • made his first career start against Longwood and responded with 10 points, four rebounds, three assists and two steals • scored in double figures for the third straight game, posting 11 points on 5-of-6 shooting from the floor against UNC Wilmington • pulled down three rebounds at Southern Illinois • netted 11 points on 5-of-10 shooting and snared five rebounds while logging 22 minutes vs. Kentucky • scored eight points on 4-of-6 shooting against Western Carolina • scored seven points, all in the first half, on 3-of-6 shooting along with two offensive rebounds against Coppin State • grabbed two offensive rebounds and scored a bucket against Chicago State • dropped in both of his shot attempts at Michigan for four points • made both of his field goal attempts and his only foul shot for five points and two rebounds at Minnesota.


2007-08	FG	3FG	FT	PTS	OFF	DEF	TOT	PF	A	TO	BLK	STL	MIN
Chattanooga	4-9	0-0	3-4	11	2	1	3	4	1	0	0	1	22
Longwood	4-6	0-0	2-2	10	1	3	4	3	3	2	0	2	15
UNCW	5-6	0-0	1-2	11	0	2	2	3	1	1	0	0	19
vs. Illinois State	4-10	0-0	0-0	8	3	1	4	4	0	2	0	1	17
vs. Xavier	1-3	0-0	0-0	2	2	1	3	4	0	0	0	1	11
Georgia Tech	0-0	0-0	0-0	0	0	0	0	0	0	0	0	0	2
at Southern Illinois	1-1	0-0	0-0	2	0	3	3	5	1	2	0	0	8
Tennessee St.	1-3	0-0	0-0	2	1	0	1	0	0	0	0	0	7
Kentucky	5-10	0-0	1-5	11	2	3	5	2	0	3	0	1	22
Western Carolina	4-6	0-0	0-0	8	0	0	0	3	0	0	1	0	19
Coppin State	3-6	0-0	1-2	7	2	0	2	2	0	2	1	0	16
Chicago State	1-3	0-0	0-0	2	2	0	2	3	1	3	0	0	13
at Iowa	1-4	0-0	2-2	4	1	0	1	4	1	0	0	0	6
at Michigan	2-2	0-0	0-0	4	0	2	2	3	0	0	0	0	9
Illinois	0-0	0-0	0-0	0	0	1	1	1	0	0	0	0	4
at Minnesota	2-2	0-0	1-1	5	0	2	2	2	0	0	0	1	12
Penn State	0-1	0-0	0-1	0	0	1	1	0	0	0	0	0	2

2007-08 HIGHS	
Points 11 (3x) last vs. Kentucky, 12/8/07
Rebounds 5 vs. Kentucky, 12/8/07
Assists 3 vs. Longwood, 11/18/07
Blocks	...1 (2x) last vs. Coppin State, 12/22/07
Steals 2 vs. Longwood, 11/18/07
Minutes 22 (2x) last vs. Kentucky, 12/8/07

CAREER STATS

OVERALL

Year	GP	GS	Min	Avg	FG	FGA	Pct	3FG	3FGA	Pct	FT	FTA	Pct	Off	Def	Tot	Avg	PF	FO	Ast	TO	Blk	Stl	Pts	Avg
2007-08	17	4	204	12.0	38	72	.528	0	0	.000	11	19	.579	16	20	36	2.1	43	1	8	15	2	7	87	5.1



D.J. WHITE

3

FORWARD • 6-9 • 251 • SENIOR
TUSCALOOSA, ALA.
HILLCREST



Preseason Honors: One of 50 players on the Naismith Award and Wooden Award Watch Lists • Preseason All-Big Ten choice • rated as the second best post player in the nation and was a first-team All-Big Ten choice by *Lindy's* • named second-team All-America, first-team All-Big Ten and is the third highest rated post player according to *Athlon* • named second-team All-America by *Collegehoops.net* • chosen third-team All-American and first-team All-Big Ten by *CBSsports.com* • was named All-Big Ten, the top NBA prospect and the top shot blocker by *The Sporting News*.

2007-08: Ranks third in the Big Ten in scoring (16.9), first in rebounds (10.6), first in field goal percentage (63.3) and second in blocks (1.9) • ninth in the country in rebounds and 11th in field goal percentage • team captain • 41st player to score more than 1,000 points in his career at Indiana • named Big Ten Player of the Week (12/3, 12/10, and 1/14) • named National Player of the Week by *Rivals.com* (12/10) • scored 17 points on 5-for-7 shooting from the floor and 7-for-10 from the free throw line to go along with his two blocks and four boards vs. Chattanooga • had 12 points and three boards against Longwood • was one of four Hoosiers in double figures against UNC Wilmington, scoring 12 points and pulling down three boards • had 10 boards against Illinois State • named all-tournament at the Chicago Invitational Challenge • had 16 points and 10 rebounds against Xavier • scored 18 points on 6-of-9 shooting while ripping down 14 boards in the Georgia Tech game • recorded his second consecutive double-double at Southern Illinois with 10 points and 12 rebounds • also rejected three shots against the Salukis • recorded his fourth consecutive double-double with a career-high 29 points and 13 rebounds (four offensive) vs. Tennessee State • also swatted four shots against the Tigers • posted his fifth straight double-double with 16 points and 13 boards vs. Kentucky • put together his sixth consecutive double-double with 21 points and 11 rebounds against Western Carolina • also shot 7-of-9 from the field and knocked in seven free throws versus the Catamounts • scored a game-high 21 points while shooting 89.9 percent (8-9) from the floor in addition to his eight rebounds, four blocks and two steals against Coppin State • posted his seventh double-double of the year with 21 points and 15 rebounds against Chicago State • also had four blocks and passed out three assists versus the Cougars • at Iowa, he notched his eighth double-double of the season by recording 16 points on 6-of-13 shooting and grabbing 15 rebounds for the second consecutive game • followed up consecutive 15-rebound performances by piling up a career-high 22 rebounds at Michigan in addition to his 21 points on 7-of-13 shooting and two blocks, a steal and an assist • posted double-double number 10 on the year with 15 points and 10 rebounds against Illinois in addition to two blocks and a steal • earned his 11th double-double of the season with 17 points on 7-of-12 shooting from the field and 10 rebounds at Minnesota • also tallied two assists and two rejections against the Gophers • scored 22 points on 8-of-11 shooting and grabbed seven boards against Penn State.


2007-08	FG	3FG	FT	PTS	OFF	DEF	TOT	PF	A	TO	BLK	STL	MIN
Chattanooga	5-7	0-0	7-10	17	2	2	4	2	1	3	2	0	28
Longwood	4-5	0-0	4-5	12	0	3	3	2	0	1	0	0	21
UNCW	5-9	0-0	2-2	12	0	3	3	2	1	2	0	1	25
vs. Illinois State	2-6	0-0	0-0	4	3	7	10	3	2	2	1	1	29
vs. Xavier	7-9	0-0	2-3	16	4	6	10	4	1	3	1	1	36
Georgia Tech	6-9	0-0	6-12	18	2	12	14	3	0	4	3	2	36
at Southern Illinois	5-10	0-0	0-0	10	3	9	12	4	0	1	3	0	32
Tennessee St.	11-16	0-1	7-9	29	4	9	13	3	0	1	4	1	36
Kentucky	6-11	0-0	4-4	16	3	10	13	3	1	5	2	0	29
Western Carolina	7-9	0-0	7-10	21	4	7	11	0	1	2	1	2	24
Coppin State	8-9	0-0	5-8	21	2	6	8	1	0	1	4	2	31
Chicago State	8-11	0-0	5-7	21	5	10	15	0	3	3	4	0	23
at Iowa	6-13	0-0	4-6	16	1	14	15	3	1	2	0	0	34
at Michigan	7-13	0-0	7-9	21	8	14	22	1	1	1	2	1	31
Illinois	5-9	0-0	5-6	15	2	8	10	4	0	2	2	1	35
at Minnesota	7-12	0-0	3-4	17	1	9	10	4	2	3	2	0	30
Penn State	8-11	0-1	6-9	22	2	5	7	4	1	3	1	0	38

2007-08 HIGHS		CAREER HIGHS	
Points.....	29 vs. Tennessee State, 12/3/07	Points.....	29 vs. Tennessee State, 12/3/07
Rebounds.....	22 at Michigan, 1/8/08	Rebounds.....	22 at Michigan, 1/8/08
Assists.....	4 at Southern Illinois, 12/1/07	Assists.....	5 vs. IUPUI, 12/22/06
Blocks.....	4 (4x) last vs. Chicago St., 12/29/07	Blocks.....	5 (3x) last Purdue, 1/10/07
Steals.....	2 (2x) last vs. Coppin State, 12/22/07	Steals.....	3 Illinois, 2/10/07
Minutes.....	38 vs. Penn State, 1/20/08	Minutes.....	46 at Purdue, 1/15/05

CAREER STATS

OVERALL

Year	GP	GS	Min	Avg	FG	FGA	Pct	3FG	3FGA	Pct	FT	FTA	Pct	Off	Def	Tot	Avg	PF	FO	Ast	TO	Blk	Stl	Pts	Avg
2004-05	29	29	814	28.1	143	250	.572	0	0	.000	100	141	.709	56	87	143	4.9	76	3	23	39	64	14	386	13.3
2005-06	5	3	89	17.8	19	36	.528	0	0	.000	8	14	.571	9	21	30	6.0	10	0	5	9	7	0	46	9.2
2006-07	32	32	1017	31.8	170	332	.512	0	0	.000	100	146	.685	77	157	234	7.3	84	1	40	62	73	28	440	13.8
2007-08	17	17	518	30.5	107	169	.633	0	2	.000	74	104	.712	46	134	180	10.6	42	0	15	39	32	12	288	16.9
TOTAL	83	81	2438	29.4	438	787	.557	0	2	.000	282	405	.696	188	399	587	7.1	212	4	83	147	176	54	1163	14.0



BRETT FINKELMEIER

4 | GUARD • 6-2 • 180 • FRESHMAN
 CARMEL, IND.
 CARMEL



2007-08: Joined the team as a walk-on in August • saw his first action against Longwood • made both of his free throw attempts for his first two career points against Western Carolina.


2007-08	FG	3FG	FT	PTS	OFF	DEF	TOT	PF	A	TO	BLK	STL	MIN
Longwood	0-0	0-0	0-0	0	0	0	0	0	0	0	0	0	3
Western Carolina	0-0	0-0	2-2	2	0	0	0	0	0	1	0	0	3
Coppin State	0-0	0-0	0-0	0	0	0	0	0	0	0	0	0	1
Chicago State	0-0	0-0	0-0	0	0	0	0	2	0	0	0	0	2

2007-08 HIGHS

Points.....	2 vs. Western Carolina, 12/15/07
Rebounds.....	N/A
Assists.....	N/A
Blocks.....	N/A
Steals.....	N/A
Minutes.....	3 (2x) last vs. W. Carolina, 12/15/07

CAREER STATS

OVERALL	Year	GP	GS	Min	Avg	FG	FGA	Pct	3FG	3FGA	Pct	FT	FTA	Pct	Off	Def	Tot	Avg	PF	FO	Ast	TO	Blk	Stl	Pts	Avg
	2007-08	4	0	9	2.3	0	0	.000	0	0	.000	2	2	1.000	0	0	0	0.0	2	0	0	1	0	0	2	0.5



JORDAN CRAWFORD

5

GUARD • 6-4 • 195 • FRESHMAN
DETROIT, MICH./CMA
HARGRAVE (VA.) MILITARY ACADEMY




2007-08: Fifth among Big Ten freshmen in scoring (12.0) • played 25 minutes and scored 13 points with three assists and a steal in his collegiate debut vs. Chattanooga • had 16 points off the bench against Longwood • was 7-of-11 from the floor against UNC Wilmington for 15 points • had 13 points, six rebounds and four assists in a season-high 30 minutes against Illinois State • got the first start of his career vs. Kentucky and his older brother, Joe • notched 20 points on 5-of-10 shooting, including 3-of-5 from three-point range while logging 39 minutes against Kentucky • dropped in 19 points on 8-of-14 shooting to go along with his six boards (four offensive) and five assists against Western Carolina • tallied nine points, including 5-of-7 from the line against Coppin State • nabbed five steals to go along with his 15 points, eight boards and three assists against Chicago State • scored 12 points on 4-of-7 shooting, recorded four rebounds and his first career block at Iowa • scored 11 points, pulled down seven rebounds, dished out four assists and snagged two steals in 38 minutes of action at Michigan • scored four points and grabbed four rebounds against Illinois • had a huge first half at Minnesota, scoring 14 points of 5-of-8 shooting • ended the contest against the Gophers with 16 points, six boards, an assist and a block.

2007-08	FG	3FG	FT	PTS	OFF	DEF	TOT	PF	A	TO	BLK	STL	MIN
Chattanooga	4-7	2-4	3-4	13	0	2	2	3	3	0	0	1	25
Longwood	7-10	0-0	2-3	16	0	1	1	0	2	1	0	1	19
UNCW	7-11	1-3	0-0	15	0	1	1	2	2	2	0	2	22
vs. Illinois State	5-10	0-2	3-5	13	4	2	6	3	4	2	0	0	30
vs. Xavier	3-13	0-2	0-0	6	1	2	3	3	2	3	0	1	29
Kentucky	5-10	3-5	7-10	20	0	2	2	2	2	3	0	2	39
Western Carolina	8-14	0-4	3-5	19	4	2	6	2	5	0	0	1	31
Coppin State	2-5	0-0	5-7	9	1	0	1	0	2	3	0	1	27
Chicago State	6-13	1-2	2-2	15	3	5	8	1	3	1	0	5	25
at Iowa	4-7	1-2	3-5	12	1	3	4	2	0	3	1	1	30
at Michigan	5-15	1-4	0-1	11	2	5	7	2	4	7	0	2	38
Illinois	2-8	0-3	0-0	4	2	2	4	1	1	1	0	0	23
at Minnesota	6-12	4-6	0-0	16	2	4	6	1	1	4	1	0	28
Penn State	0-2	0-1	0-0	0	0	0	0	1	2	1	0	0	7

2007-08 HIGHS	
Points	20 vs. Kentucky, 12/8/07
Rebounds	8 vs. Chicago State, 12/29/07
Assists	5 vs. Western Carolina, 12/15/07
Blocks	1 (2) last at Minnesota, 1/17/08
Steals	5 vs. Chicago State, 12/29/07
Minutes	39 vs. Kentucky, 12/8/07

CAREER STATS


OVERALL	GP	GS	Min	Avg	FG	FGA	Pct	3FG	3FGA	Pct	FT	FTA	Pct	Off	Def	Tot	Avg	PF	FO	Ast	TO	Blk	Stl	Pts	Avg
2007-08	14	6	373	26.6	64	137	.467	13	38	.342	28	42	.667	20	31	51	3.6	23	0	33	31	2	17	169	12.1



JAMARCUS ELLIS

13

GUARD • 6-5 • 200 • JUNIOR
CHICAGO, ILL.
WESTINGHOUSE/CHIPOLA JC



Preseason Honors: Rated as the second best junior college transfer in the nation by *Lindy's* • lauded as the top transfer in the Big Ten according to *The Sporting News*.

2007-08: Sixth in the Big Ten in rebounds averaging 7.4 per game and third in assists at 4.7 • eighth in the league in steals (1.4) • logged a team-high 36 minutes, pacing IU with nine rebounds and six assists in his Hoosier debut vs. Chattanooga • had nine points, 11 rebounds and five assists against Longwood • posted four rebounds, three assists, one block and a steal against UNC Wilmington. • had six points and seven rebounds against Illinois State • had his first career double-double with 10 points and 11 rebounds against Xavier • scored 15 points, including 12 in the second half, along with seven rebounds, two assists and two steals against Georgia Tech • notched his second consecutive double-double with 11 points and 10 rebounds at Southern Illinois • also swatted a season-high three blocks against the Salukis • recorded another double-double against Tennessee State, totaling 10 points and 10 assists while also chipping in seven boards • scored 12 points to go along with five rebounds and five assists against Kentucky • did it all against Western Carolina, recording nine points, seven rebounds, six assists and three steals • grabbed nine rebounds and dished out six assists against Coppin State • posted another double-digit rebound performance with 10 boards and four blocks against Chicago State • stuffed the stat sheet at Iowa with 15 points on 6-of-10 shooting, seven rebounds, seven assists, five steals, a block and an assist • picked up six assists, seven points, four rebounds and two steals at Michigan • compiled four points, four rebounds, an assist and a block against Illinois • hauled in nine rebounds and dished out six assists at Minnesota • racked up 12 points on 5-of-6 shooting, five rebounds, eight assists, a block and three steals against Penn State.

2007-08	FG	3FG	FT	PTS	OFF	DEF	TOT	PF	A	TO	BLK	STL	MIN
Chattanooga	1-4	1-2	2-3	5	1	8	9	1	6	3	1	2	36
Longwood	4-7	1-2	0-0	9	0	11	11	1	5	1	0	0	27
UNCW	0-1	0-1	1-2	1	0	4	4	1	3	2	1	1	28
vs. Illinois State	2-7	0-2	2-5	6	2	5	7	2	2	2	1	0	31
vs. Xavier	5-12	0-2	0-1	10	6	5	11	4	3	2	1	0	32
Georgia Tech	4-7	1-2	6-6	15	2	5	7	5	2	3	0	2	33
at Southern Illinois	3-8	1-5	4-4	11	3	7	10	3	3	5	3	0	36
Tennessee St.	3-6	0-1	4-5	10	3	4	7	2	10	7	1	2	39
Kentucky	4-8	1-2	3-5	12	0	5	5	5	5	2	0	2	35
Western Carolina	4-7	1-2	0-0	9	2	5	7	2	6	2	0	3	23
Coppin State	1-1	0-0	0-1	2	1	8	9	2	6	4	1	1	30
Chicago State	2-7	0-1	0-0	4	1	9	10	2	1	5	4	0	27
at Iowa	6-10	0-2	3-4	15	3	4	7	1	7	1	1	5	35
at Michigan	2-5	1-1	2-3	7	1	3	4	4	6	1	0	2	27
Illinois	1-6	0-1	2-2	4	1	3	4	4	1	3	1	0	29
at Minnesota	0-5	0-3	2-2	2	1	8	9	2	6	2	1	2	36
Penn State	5-6	0-1	2-3	12	1	4	5	3	8	3	1	3	38


2007-08 HIGHS

Points 15 (2x) last at Iowa, 1/2/08
 Rebounds 11 (2x) last vs. Xavier, 11/24/07
 Assists 10 vs. Tennessee State, 12/3/07
 Blocks 4 vs. Chicago State, 12/29/07
 Steals 5 at Iowa, 1/2/08
 Minutes 39 vs. Tennessee State, 12/3/07

CAREER STATS

OVERALL

Year	GP	GS	Min	Avg	FG	FGA	Pct	3FG	3FGA	Pct	FT	FTA	Pct	Off	Def	Tot	Avg	PF	FO	Ast	TO	Blk	Stl	Pts	Avg
2007-08	17	16	542	31.9	47	107	.439	7	30	.233	33	46	.717	28	97	125	7.4	44	2	80	48	17	25	134	7.9



A.J. RATLIFF

20

GUARD • 6-3 • 188 • SENIOR
 INDIANAPOLIS, IND.
 NORTH CENTRAL



2007-08: Made his 2007-08 debut at Iowa, contributing two points, a rebound and a steal in 15 minutes of action • recorded a career-high six assists at Michigan • sat out first semester due to academics • knocked in two three-pointers and came up with a clutch block and steal in the final minute against Illinois.

2007-08	FG	3FG	FT	PTS	OFF	DEF	TOT	PF	A	TO	BLK	STL	MIN
at Iowa	1-3	0-2	0-0	2	0	1	1	5	0	0	0	1	15
at Michigan	1-6	1-5	0-0	3	1	2	3	5	6	2	0	0	22
Illinois	2-7	2-6	1-2	7	0	3	3	2	0	0	1	1	24
at Minnesota	0-0	0-0	0-0	0	0	0	0	1	0	0	0	0	4
Penn State	0-2	0-2	0-0	0	0	1	1	2	0	0	0	0	3

2007-08 HIGHS

Points 7 vs. Illinois, 1/13/08
 Rebounds 3 (2x) last vs. Illinois, 1/13/08
 Assists 6 at Michigan, 1/8/08
 Blocks 1 vs. Illinois, 1/13/08
 Steals 1 (2x) last vs. Illinois, 1/13/08
 Minutes 24 vs. Illinois, 1/13/08


CAREER HIGHS

Points 21 vs. Kentucky, 12/10/05
 Rebounds 10 at Northwestern, 1/5/05
 Assists 6 at Michigan, 1/8/08
 Blocks 4 at Purdue, 1/15/05
 Steals 3 (4x) last W. Mich., 12/20/06
 Minutes 40 at Purdue, 1/15/05

CAREER STATS

OVERALL


Year	GP	GS	Min	Avg	FG	FGA	Pct	3FG	3FGA	Pct	FT	FTA	Pct	Off	Def	Tot	Avg	PF	FO	Ast	TO	Blk	Stl	Pts	Avg
2004-05	26	14	553	21.3	51	105	.486	24	55	.436	25	36	.694	25	48	73	2.8	37	0	23	26	16	16	151	5.8
2005-06	28	13	472	16.9	32	100	.320	19	60	.317	15	20	.750	24	30	54	1.9	55	3	15	12	14	8	98	3.5
2006-07	30	12	661	22.0	100	220	.455	57	140	.407	23	34	.676	29	39	68	2.3	78	2	43	46	12	25	280	9.3
2007-08	5	0	68	13.6	4	18	.222	3	15	.200	1	2	.500	1	7	8	1.6	15	2	6	2	1	2	12	2.4
TOTAL	89	39	1754	19.7	187	443	.422	103	270	.381	64	92	.696	79	124	203	2.3	185	7	87	86	43	51	541	6.1



LANCE STEMLER

22

FORWARD • 6-8 • 210 • SENIOR
COLUMBIA, ILL./GIBAULT
SOUTHWESTERN (ILL.) CC



2007-08: Tenth in the Big Ten in three-point field goal percentage (40.0) • team captain • made his 25th career start against Coppin State • had 12 points, four rebounds, three assists and two steals against Longwood • provided a spark off the bench against UNC Wilmington, scoring two points, grabbing four rebounds and three steals • had four points and four rebounds against Illinois State • also had four boards against Xavier • dropped 15 points of 5-of-9 shooting, including a 3-for-6 showing from 3-point range versus Georgia Tech • leads team with 10 dives for loose balls and two charges taken • scored nine points on 3-of-6 shooting, including 2-for-5 from 3-point range against Tennessee State • notched four points and grabbed three rebounds in 36 minutes of action against Kentucky • scored seven points, pulled down six rebounds and nabbed three steals against Western Carolina • knocked three shots from 3-point range on five attempts for nine points and grabbed five rebounds against Coppin State • recorded seven points, seven rebounds and two steals against Chicago State • played extensively in the second half at Iowa, gathering five points, five boards, an assist and a steal for the game • went 2-2, including 1-1 from 3-point range at Michigan for five points and three rebounds • made both three-point attempts and both foul shots at Minnesota, including a clutch 3-pointer to give the Hoosiers the lead in the final minutes • hauled in three offensive boards and two defensive rebounds against Penn State.


2007-08	FG	3FG	FT	PTS	OFF	DEF	TOT	PF	A	TO	BLK	STL	MIN
Chattanooga	0-2	0-1	0-0	0	0	0	0	3	0	1	0	0	16
Longwood	5-9	2-3	0-0	12	1	3	4	3	3	0	0	2	24
UNCW	1-1	0-0	0-0	2	1	3	4	2	0	1	0	3	16
vs. Illinois State	1-3	0-1	2-2	4	3	1	4	4	2	1	1	2	25
vs. Xavier	1-3	0-2	0-0	2	1	3	4	4	2	0	1	1	20
Georgia Tech	5-9	3-6	2-2	15	1	2	3	2	0	0	0	1	32
at Southern Illinois	1-4	1-4	0-0	3	0	2	2	1	0	0	0	1	26
Tennessee St.	3-6	2-5	1-2	9	0	1	1	5	1	1	0	2	23
Kentucky	1-3	0-2	2-2	4	0	3	3	3	1	1	0	1	36
Western Carolina	2-9	1-7	2-3	7	1	5	6	1	1	0	0	3	24
Coppin State	3-6	3-5	0-0	9	1	4	5	3	1	0	0	0	26
Chicago State	3-8	1-2	0-0	7	4	3	7	0	0	0	0	2	15
at Iowa	1-2	1-2	2-4	5	1	4	5	2	1	0	0	1	26
at Michigan	2-2	1-1	0-0	5	2	1	3	4	0	0	0	0	2
Illinois	0-1	0-1	0-0	0	0	1	1	3	0	0	1	0	12
at Minnesota	2-2	2-2	2-2	8	2	0	2	0	2	1	0	0	19
Penn State	1-1	1-1	0-0	3	3	2	5	3	1	0	0	0	28

<p>2007-08 HIGHS</p> <p>Points 15 vs. Georgia Tech, 11/27/07</p> <p>Rebounds 7 vs. Chicago State, 12/29/07</p> <p>Assists 3 vs. Longwood, 11/18/07</p> <p>Blocks 1 (3x) last vs. Illinois, 1/13/08</p> <p>Steals 3 (2x) last vs. W. Carolina, 12/15/07</p> <p>Minutes 36 vs. Kentucky, 12/8/07</p>	<p>CAREER HIGHS</p> <p>Points 21 vs. IUPUI, 12/22/06</p> <p>Rebounds 9 vs. IUPUI, 12/22/06</p> <p>Assists 3 (3x) last vs. Longwood, 11/18/07</p> <p>Blocks 1 (9x) last vs. Illinois, 1/13/08</p> <p>Steals 3 (2x) last vs. W. Carolina, 12/15/07</p> <p>Minutes 37 at Kentucky, 12/9/06</p>
---	--

CAREER STATS

OVERALL


Year	GP	GS	Min	Avg	FG	FGA	Pct	3FG	3FGA	Pct	FT	FTA	Pct	Off	Def	Tot	Avg	PF	FO	Ast	TO	Blk	Stl	Pts	Avg
2006-07	30	19	714	23.8	66	169	.391	38	115	.330	27	34	.794	48	74	122	4.1	79	1	25	31	6	21	197	6.6
2007-08	17	6	388	22.8	32	71	.451	18	45	.400	13	17	.765	21	38	59	3.5	43	1	15	6	3	19	95	5.6
TOTAL	47	25	1102	23.4	98	240	.408	56	160	.350	40	51	.784	69	112	181	3.9	122	2	40	37	9	40	292	6.2



ERIC GORDON

23

FORWARD • 6-4 • 215 • FRESHMAN
INDIANAPOLIS, IND.
NORTH CENTRAL



Preseason Honors: National Freshman of the Year candidate • named second-team All-America, first-team All-Big Ten and Newcomer of the Year by *CBSSports.com* • ranked the third best freshman in the country • named first-team All-Big Ten, Newcomer of the Year, Most Entertaining and the Top NBA Prospect by *Lindy's* • ranked as the seventh best shooting guard in the country • *Athlon* rates him as one of the "Super 6" freshmen in the country • also named first-team All-Big Ten and Newcomer of the Year • a first-team Preseason All-America, the league's top freshman and All-Big Ten according to *The Sporting News*.

2007-08: Leads the Big Ten and is 10th in the nation in scoring (22.4) • fourth in the Big Ten in free throw percentage (85.0) • fourth in the league in 3-pt field goals made (2.81) • his 33 points vs. Chattanooga were the most points scored by a Hoosier player in his debut, breaking George McGinnis' previous record of 26 set back in 1970 • added six rebounds, four assists and three steals • added 21 points against Longwood • his 54 points also topped McGinnis' first two games of 52 points 37 years ago • reached the 30-point mark for the second time in his first three games, posting 30 points on 8-of-12 shooting from the floor and a 12-of-13 effort from the free throw line against UNC Wilmington • also had six assists and three steals • named All-Tournament at the Chicago Invitational Challenge • had 31 points and six rebounds against Illinois State • had 20 points against Xavier and made 12-of-12 charity tosses • played all 40 minutes against Georgia Tech, putting up 29 points and making 13-of-16 foul shots • scored 22 points on 7-of-14 shooting, including four three-pointers at Southern Illinois • was also one of three Hoosiers to post three blocks against the Salukis • was a perfect 6-for-6 from the charity stripe against Tennessee State • returned from injury in fashion, pouring in 26 points, including 17 in the first half, on 8-of-13 shooting against Western Carolina • made six three-pointers versus the Catamounts, including his first five attempts from long range • shot a perfect 10-for-10 from the free throw line en route to scoring 15 points to go along with his three steals and three assists against Coppin State • dropped in 22 points against Chicago State, 14 of them coming via another perfect performance from the free throw line (14-14) • scored the most points ever for an IU freshman in his Big Ten debut with 25 points at Iowa, surpassing Steve Alford's previous record of 24 points set in 1984 • shot 7-of-11 from the floor and 9-for-11 at the line against the Hawkeyes • scored 23 points on 9-of-16 shooting, including 4-of-7 from downtown at Michigan • totaled 17 points on 4-of-10 shooting from the field and 8-of-10 from the line against Illinois • scored 25 points on 8-of-17 shooting, including 5-of-11 from downtown against Penn State • also chipped in six rebounds and three assists versus the Nittany Lions.

2007-08	FG	3FG	FT	PTS	OFF	DEF	TOT	PF	A	TO	BLK	STL	MIN
Chattanooga	9-15	7-11	8-10	33	0	6	6	4	4	2	1	3	35
Longwood	8-14	5-8	0-1	21	0	3	3	3	3	3	0	2	26
UNCW	8-12	2-5	12-13	30	0	1	1	2	6	2	0	3	34
vs. Illinois State	11-18	2-3	7-10	31	0	6	6	3	2	6	1	1	39
vs. Xavier	4-12	0-2	12-12	20	0	2	2	4	3	3	0	1	33
Georgia Tech	7-14	2-6	13-16	29	0	4	4	2	2	8	1	0	40
at Southern Illinois	7-14	4-7	4-6	22	0	4	4	1	1	3	3	3	40
Tennessee St.	1-4	0-2	6-6	8	0	2	2	2	0	2	1	1	12
Western Carolina	8-13	6-11	4-6	26	1	1	2	1	1	2	1	1	29
Coppin State	2-13	1-9	10-10	15	1	1	2	2	3	3	0	3	36
Chicago State	3-12	2-7	14-14	22	1	3	4	0	1	2	1	1	30
at Iowa	7-12	2-5	9-11	25	0	1	1	2	2	4	0	0	37
at Michigan	9-16	4-7	1-2	23	1	2	3	3	1	5	0	1	28
Illinois	4-10	1-6	8-10	17	0	2	2	3	2	4	1	0	36
at Minnesota	3-8	2-6	4-5	12	1	3	4	3	3	7	0	0	29
Penn State	8-17	5-11	4-4	25	0	6	6	1	3	1	0	0	39


2007-08 HIGHS

Points 33 vs. Chattanooga, 11/12/07
 Rebounds ..6 (3x) last vs. Penn State, 1/20/08
 Assists6 vs. UNCW, 11/20/07
 Blocks3, at Southern Illinois, 12/1/07
 Steals3 (4x) last vs. Coppin State, 12/22/07
 Minutes40 (2x) last at So. Illinois, 12/1/07

CAREER STATS

OVERALL

Year	GP	GS	Min	Avg	FG	FGA	Pct	3FG	3FGA	Pct	FT	FTA	Pct	Off	Def	Tot	Avg	PF	FO	Ast	TO	Blk	Stl	Pts	Avg
2007-08	16	16	523	32.7	99	204	.485	45	106	.425	116	136	.853	5	47	52	3.3	36	0	37	57	10	19	359	22.4



BRANDON MCGEE

24 | FORWARD • 6-7 • 220 • FRESHMAN
 CHICAGO, ILL.
 CRANE



2007-08 Had two points, four rebounds and three steals against Longwood • grabbed one rebound against UNC Wilmington • dropped in seven points on 2-of-3 shooting against Tennessee State • hauled in an offensive rebound and picked up a steal against Kentucky • recorded seven rebounds (three offensive) and scored five points in 17 minutes of action against Western Carolina • scored five points by making both field goal attempts and his lone free throw shot against Chicago State.


2007-08	FG	3FG	FT	PTS	OFF	DEF	TOT	PF	A	TO	BLK	STL	MIN
Chattanooga	0-2	0-2	0-0	0	0	0	0	0	0	0	0	0	3
Longwood	1-3	0-0	0-0	2	0	4	4	0	0	0	0	3	14
UNCW	0-2	0-2	0-0	0	0	1	1	2	0	3	0	0	11
vs. Illinois State	0-0	0-0	0-0	0	0	1	1	1	0	0	1	0	5
vs. Xavier	0-0	0-0	0-0	0	0	1	1	1	0	0	0	0	2
Tennessee St.	2-3	1-2	2-2	7	1	0	1	1	0	1	0	0	13
Kentucky	0-0	0-0	0-0	0	1	0	1	0	0	0	0	1	6
Western Carolina	2-6	0-4	1-2	5	4	3	7	3	0	3	0	1	17
Coppin State	0-2	0-2	0-0	0	0	0	0	0	0	0	0	0	6
Chicago State	2-2	1-1	0-0	5	0	1	1	0	1	2	1	0	9
at Michigan	1-2	0-0	0-0	2	0	0	0	0	0	1	0	0	2
at Minnesota	0-0	0-0	0-0	0	0	0	0	0	0	0	0	0	1

2007-08 HIGHS

Points	7, Tennessee State, 12/3/07
Rebounds...	7 vs. Western Carolina, 12/15/07
Assists	1 vs. Chicago State, 12/29/07
Blocks	1 (2x) last vs. Chicago St., 12/29/07
Steals	3 vs. Longwood, 11/18/07
Minutes	17 vs. Western Carolina, 12/15/07

CAREER STATS

OVERALL	Year	GP	GS	Min	Avg	FG	FGA	Pct	3FG	3FGA	Pct	FT	FTA	Pct	Off	Def	Tot	Avg	PF	FO	Ast	TO	Blk	Stl	Pts	Avg
	2007-08	12	0	89	7.4	8	22	.364	2	13	.154	3	4	.750	6	11	17	1.4	8	0	1	10	2	5	21	1.8



MIKE WHITE

30

FORWARD • 232 • SENIOR
 SPRING HILL, LA.
 SPRINGHILL/LEE (TEXAS) COLLEGE



2007-08: Ended talk of a redshirt season by playing 20 minutes against Georgia Tech and pulling in six rebounds, four off the offensive glass • played 21 minutes at Southern Illinois, hitting both of his field goal attempts for four points while grabbing three rebounds, two offensive • scored 11 points and pulled down eight rebounds (three offensive) in 30 minutes of action against Tennessee State • scored seven points, including 5-of-6 from the foul line, and grabbed four rebounds in his first start of the season against Kentucky • recorded 10 points, including 6-of-7 from the foul line and hauled in five rebounds against Coppin State • had four rebounds and a steal at Michigan • crashed the glass for three offensive rebounds (six total boards) against Illinois • also shot 2-for-3 for four points versus the Fighting Illini • totaled five rebounds at Minnesota, in addition to an assist, a steal and a block.

2007-08	FG	3FG	FT	PTS	OFF	DEF	TOT	PF	A	TO	BLK	STL	MIN
Georgia Tech	1-4	0-0	0-0	2	4	2	6	4	0	1	0	1	20
at Southern Illinois	2-2	0-0	0-0	4	2	1	3	2	0	2	0	0	21
Tennessee St.	3-6	0-0	5-8	11	3	5	8	4	0	2	0	2	30
Kentucky	1-4	0-0	5-6	7	2	1	3	4	1	1	0	1	29
Western Carolina	1-2	0-0	0-0	2	2	1	3	4	2	0	0	1	16
Coppin State	2-4	0-0	6-7	10	3	2	5	4	0	1	0	1	20
Chicago State	2-6	0-0	0-0	4	2	0	2	0	2	0	1	0	19
at Iowa	0-1	0-0	0-0	0	0	1	1	3	1	1	0	1	14
at Michigan	1-5	0-0	0-0	2	1	3	4	2	0	1	0	1	22
Illinois	2-3	0-0	0-3	4	3	3	6	2	1	1	0	0	19
at Minnesota	0-0	0-0	0-0	0	1	4	5	3	1	3	1	1	18
Penn State	1-3	0-0	0-0	2	0	2	2	1	0	0	0	1	12

2007-08 HIGHS

Points11 vs. Tennessee State, 12/3/07
 Rebounds8 vs. Tennessee State, 12/3/07
 Assists2 (2x) last vs. Chicago St., 12/29/07
 Blocks1 (2x) at Minnesota, 1/17/08
 Steals2 vs. Tennessee State, 12/3/07
 Minutes30 vs. Tennessee State, 12/3/07


CAREER HIGHS

Points12 Penn State, 3/3/07
 Rebounds ..8 (2x) last Tennessee St., 12/3/07
 Assists2 (4x) last vs. Chicago St., 12/29/07
 Blocks2 Western Illinois, 12/6/06
 Steals2 (4x) last Tennessee State, 12/3/07
 Minutes32 at Connecticut, 1/20/07

CAREER STATS

OVERALL

Year	GP	GS	Min	Avg	FG	FGA	Pct	3FG	3FGA	Pct	FT	FTA	Pct	Off	Def	Tot	Avg	PF	FO	Ast	TO	Blk	Stl	Pts	Avg
2006-07	29	7	333	11.5	34	66	.515	0	0	.000	28	55	.509	26	38	64	2.2	46	2	7	16	10	12	96	3.3
2007-08	12	9	240	20.0	16	40	.400	0	0	.000	16	24	.667	23	25	48	4.0	33	0	8	13	2	10	48	4.0
TOTAL	41	16	573	14.0	50	106	.472	0	0	.000	44	79	.557	49	63	112	2.7	79	2	15	29	12	22	144	3.5



ELI HOLMAN

32

FORWARD • 6-9 • 210 • FRESHMAN
 RICHMOND, CALIF.
 RICHMOND



2007-08: Had four points and six rebounds against Longwood • added two blocks • scored two points and grabbed three rebounds against UNC Wilmington • out indefinitely with a left wrist injury.

2007-08	FG	3FG	FT	PTS	OFF	DEF	TOT	PF	A	TO	BLK	STL	MIN
Chattanooga	0-0	0-0	0-0	0	0	0	0	0	0	0	0	0	3
Longwood	1-4	0-0	2-4	4	3	3	6	3	0	2	2	1	20
UNCW	1-3	0-0	0-0	2	1	2	3	2	0	1	0	0	13
vs. Illinois State	0-0	0-0	0-0	0	0	0	0	2	1	0	1	0	5
vs. Xavier	0-0	0-0	0-0	0	0	0	0	0	0	0	0	0	2
Kentucky	0-1	0-0	0-0	0	1	0	1	0	0	0	0	0	2

2007-08 HIGHS

Points	4 vs. Longwood, 11/18/07
Rebounds	6 vs. Longwood, 11/18/07
Assists	1, vs. Illinois State, 11/23/07
Blocks	2 vs. Longwood, 11/18/07
Steals	1 vs. Longwood, 11/18/07
Minutes	20 vs. Longwood, 11/18/07

CAREER STATS

OVERALL

Year	GP	GS	Min	Avg	FG	FGA	Pct	3FG	3FGA	Pct	FT	FTA	Pct	Off	Def	Tot	Avg	PF	FO	Ast	TO	Blk	Stl	Pts	Avg
2007-08	6	0	45	7.5	2	8	.250	0	0	.000	2	4	.500	5	5	10	1.7	7	0	1	3	3	1	6	1.0



ADAM AHLFELD

34

GUARD • 6-0 • 193 • SENIOR
INDIANAPOLIS, IND.
NORTH CENTRAL



2007-08: Saw his first action of the season against Longwood • tied his career high with three points against UNC Wilmington, on 3-of-4 shooting from the foul line in four minutes of action • also tied a career high with two rebounds • pulled down an offensive rebound against Coppin State • looks to join father Steve (1972-75) as the first father/son combo to play hoops for four years at IU and earn a degree.

2007-08	FG	3FG	FT	PTS	OFF	DEF	TOT	PF	A	TO	BLK	STL	MIN
Longwood	0-0	0-0	0-0	0	0	0	0	1	0	0	0	0	3
UNCW	0-0	0-0	3-4	3	0	2	2	0	0	0	0	0	4
Kentucky	0-0	0-0	0-0	0	0	0	0	0	0	0	0	0	1
Western Carolina	0-0	0-0	0-0	0	0	0	0	0	0	0	0	0	2
Coppin State	0-0	0-0	0-0	0	1	0	1	0	0	0	0	0	1
Chicago State	0-0	0-0	0-0	0	0	0	0	0	0	0	0	0	1
at Michigan	0-0	0-0	0-0	0	0	0	0	0	0	0	0	0	1

2007-08 HIGHS

Points.....	3 vs. UNCW, 11/20/07
Rebounds.....	2 vs. UNCW, 11/20/07
Assists.....	N/A
Blocks.....	N/A
Steals.....	N/A
Minutes.....	4 vs. UNCW, 11/20/07

CAREER HIGHS

Points.....	3 (2x) last vs. UNCW, 11/20/07
Rebounds.....	2 (2x) last vs. UNCW, 11/20/07
Assists.....	1 (3x) Penn State, 3/3/07
Blocks.....	N/A
Steals.....	N/A
Minutes.....	4 vs. UNCW, 11/20/07

CAREER STATS

OVERALL

Year	GP	GS	Min	Avg	FG	FGA	Pct	3FG	3FGA	Pct	FT	FTA	Pct	Off	Def	Tot	Avg	PF	FO	Ast	TO	Blk	Stl	Pts	Avg
2004-05	2	0	3	1.5	0	1	.000	0	1	.000	0	0	.000	0	1	1	0.5	0	0	0	0	0	0	0	0.0
2005-06	4	0	8	2.0	1	1	1.000	1	1	1.000	2	2	1.000	3	0	3	0.8	0	0	2	1	0	0	5	1.3
2006-07	5	0	8	1.6	0	0	.000	0	0	.000	0	0	.000	1	2	3	0.6	0	0	1	0	0	0	0	0.0
2007-08	7	0	13	1.9	0	0	.000	0	0	.000	3	4	.750	1	2	3	0.4	1	0	0	0	0	0	3	0.4
TOTAL	18	0	33	1.8	1	2	.500	1	2	.500	5	6	.833	5	5	10	0.6	1	0	3	1	0	0	8	0.4



KYLE TABER

44 | FORWARD • 6-7 • RS JUNIOR
EVANSVILLE, IND.
CENTRAL



2007-08: Originally a walk-on who was awarded a scholarship this fall • had two rebounds in five minutes of play against Longwood • grabbed two offensive rebounds in five minutes against UNC Wilmington • pulled down a rebound in the Tennessee State game • grabbed six rebounds, blocked a shot and made a free throw in 12 minutes played against Western Carolina • recorded a steal in six minutes of action against Coppin State • scored a career-high four points by making both of his field goal attempts against Chicago State • also grabbed three rebounds versus the Cougars.

2007-08	FG	3FG	FT	PTS	OFF	DEF	TOT	PF	A	TO	BLK	STL	MIN
Longwood	0-1	0-0	0-0	0	2	0	2	0	1	1	0	0	5
UNCW	0-0	0-0	0-0	0	2	0	2	0	0	0	0	0	5
vs. Illinois State	0-0	0-0	0-0	0	0	1	1	0	0	0	0	0	1
Tennessee St.	0-0	0-0	0-0	0	1	0	1	0	0	0	0	0	1
Kentucky	0-0	0-0	0-0	0	0	0	0	0	0	0	0	0	1
Western Carolina	0-0	0-0	1-3	1	1	5	6	1	0	0	1	0	12
Coppin State	0-0	0-0	0-0	0	0	0	0	1	0	0	0	1	6
Chicago State	2-2	0-0	0-0	4	1	2	3	1	0	0	0	0	8

2007-08 HIGHS

Points 4 vs. Chicago State, 12/29/07
Rebounds... 6 vs. Western Carolina, 12/15/07
Assists 1 vs. Longwood, 11/18/07
Blocks 1 vs. Western Carolina, 12/15/07
Steals 1 vs. Coppin State, 12/22/07
Minutes 12 vs. Western Carolina, 12/15/07

CAREER HIGHS

Points 4 vs. Chicago State, 12/29/07
Rebounds... 6 vs. Western Carolina, 12/15/07
Assists 1 vs. Longwood, 11/18/07
Blocks 1 (2x) last vs. W. Carolina, 12/15/07
Steals 1 (4x) last vs. Coppin State, 12/22/07
Minutes 12 vs. Western Carolina, 12/15/07

CAREER STATS

OVERALL

Year	GP	GS	Min	Avg	FG	FGA	Pct	3FG	3FGA	Pct	FT	FTA	Pct	Off	Def	Tot	Avg	PF	FO	Ast	TO	Blk	Stl	Pts	Avg
2005-06	3	0	4	1.3	2	2	1.000	0	0	.000	0	0	.000	0	0	0	0.0	0	0	0	0	0	2	4	1.3
2006-07	6	0	10	1.7	1	2	.500	0	0	.000	0	0	.000	2	1	3	0.5	2	0	0	2	1	1	2	0.3
2007-08	8	0	39	4.9	2	3	.667	0	0	.000	1	3	.333	7	8	15	1.9	3	0	1	1	1	5	0.6	
TOTAL	17	0	53	3.1	5	7	.714	0	0	.000	1	3	.333	9	9	16	0.9	5	0	1	3	2	4	11	0.6